

## 2013-14 CINCINNATI BASKETBALL • SEASON RECAP

### 2013-14 SCHEDULE/RESULTS

Day/Date	Opponent	TV	Time/Result
Sat./Oct. 26	Carleton (EXH.)	BearcatsTV	W, 77-63
Sat./Nov. 2	Bellarmine (EXH.)	BearcatsTV	W, 84-72
Fri./Nov. 8	1-N.C. Central	ESPN3	W, 74-61
Tues./Nov. 12	1-NC State	ESPN	W, 68-57
Sat./Nov. 16	1-Appalachian State	F50	W, 77-49
Wed./Nov. 20	1-Campbell	ESPN3	W, 81-62
Tues./Nov. 26	UMass Lowell	F50	W, 79-49
Fri./Nov. 29	Kennesaw State	F50	W, 95-67
Tues./Dec. 3	USC Upstate	ESPN3	W, 86-50
Sat./Dec. 7	at New Mexico	CBSSN	L, 54-63
Sat./Dec. 14	2-vs. Xavier	FOX Sports 1	L, 47-64
Tues./Dec. 17	3-vs. Pittsburgh	ESPN	W, 44-43
Sat./Dec. 21	Middle Tennessee	F50	W, 69-48
Mon./Dec. 23	Chicago State	ESPN3	W, 102-62
Sat./Dec. 28	Nebraska	ESPN2	W, 74-59
Wed./Jan. 1	SMU	ESPNU	W, 65-57
Sat./Jan. 4	at No. 18 Memphis	ESPN2	W, 69-53
Tues./Jan. 7	at Houston	CBSSN	W, 61-60
Sat./Jan. 11	Rutgers	CBSSN	W, 71-51
Tues./Jan. 14	Temple	CBSSN	W, 69-58
Sat./Jan. 18	at USF	ESPNU	W, 61-54
Thurs./Jan. 23	UCF	CBSSN	W, 69-51
Sun./Jan. 26	at Temple	CBSSN	W, 80-76
Thurs./Jan. 30	at No. 12 Louisville	ESPN	W, 69-66
Sun./Feb. 2	USF	CBSSN	W, 50-45
Thurs./Feb. 6	No. 22 UConn	ESPN	W, 63-58
Sat./Feb. 8	at SMU	ESPNU	L, 55-76
Sat./Feb. 15	Houston	ESPNU	W, 73-62
Wed./Feb. 19	at UCF	ESPNU	W, 77-49
Sat./Feb. 22	No. 11 Louisville	CBS	L, 57-58
Sat./Mar. 1	at UConn	ESPN	L, 45-51
Thu./Mar. 6	No. 20 Memphis	ESPN	W, 97-84
Sat./Mar. 8	at Rutgers	ESPNNews	W, 70-66
<b>AMERICAN CONFERENCE CHAMPIONSHIP</b>			
Thurs./Mar. 13	4-vs. UCF (Quarterfinals)	ESPNU	W, 61-58
Fri./Mar. 14	4-vs. UConn (Semifinals)	ESPN2	L, 56-58
<b>NCAA CHAMPIONSHIP</b>			
Thurs./Mar. 20	5-Harvard (2nd Round)	TNT	L, 57-61

**Notes:** Home games are in **BOLD**FACE;

All games are Eastern and subject to change.

**Key:** F50-FOX Sports Ohio; CBSSN-CBS Sports Network;  
ESPN/ESPN2 - Game will be televised by either ESPN or ESPN2  
1-Global Sports Shootout;

2-Skyline Chili Crosstown Classic (U.S. Bank Arena);

3-Jimmy V Classic (Madison Square Garden);

4-American Conference Championship (FedExForum);

5-NCAA Championship Second & Third Rounds (Spokane Veterans Memorial Arena).

### CINCINNATI SPORTS COMMUNICATIONS

**Senior Director/Basketball Contact:** Andre Foushee

**Office/Cell Phone:** (513) 556-5182/(859) 797-7871

**Press Row Phone:** (513) 556-3800

**Email Address:** Andre.Foushee@uc.edu

**Twitter:** @GoBEARCATS and @Andre\_UCSID

**Asst. AD/Strategic Communications:** Ryan Koslen

**Cell Phone:** (513) 497-3132

**Email:** Ryan.Koslen@uc.edu

**UC Sports Communications**

Richard E. Lindner Center

2751 O'Varsity Way, Suite 860

Cincinnati, OH 45221-0021

Phone: (513) 556-5191

Fax: (513) 556-0619



2 NATIONAL TITLES • 6 FINAL FOURS • 8 ELITE EIGHTS • 10 SWEET SIXTEENS • 28 NCAA TOURNAMENTS

### 2014 AMERICAN ATHLETIC CONFERENCE CHAMPIONS

**CINCINNATI (27-7, 15-3 AMERICAN)**

### SEASON HIGHLIGHTS

- » Won a share of the American Athletic Conference regular-season crown, marking the school's first conference title since 2003-04.
- » The Bearcats advanced to their fourth consecutive NCAA tournament appearance. UC is one of 16 teams in the nation to play in each of the last four NCAA tournaments, joining Duke, Florida, Gonzaga, Kansas, Kansas State, Louisville, Memphis, Michigan, Michigan State, North Carolina, Ohio State, San Diego State, Syracuse, VCU and Wisconsin.
- » UC head coach Mick Cronin was named the American's Coach of the Year and senior forward Justin Jackson was tabbed the American's Defensive Player of the Year. Sean Kilpatrick received the American's Sportsmanship Award.
- » Sean Kilpatrick was named First Team All-America by the Associated Press, Sporting News, USA Today, Sports Illustrated, Basketball Times, Bleacher Report and NBCSports.com. He was tabbed USBWA Second Team All-America, NABC Second Team All-America and garnered NABC District 25 First Team All-America and USBWA All-District V honors.
- » Cronin also was named NABC District 25 Coach of the Year.
- » Sean Kilpatrick was named a unanimous first team all-conference selection while Justin Jackson earned second-team all-conference accolades by the league's coaches. Kilpatrick became the first UC player selected first team all-conference since Deonta Vaughn in 2008 (BIG EAST). He was the first unanimous first team selection since Steve Logan won player of the year honors in 2002 (Conference USA). It marked the first time since 1999 that UC players were named both first and second team all-conference.
- » Kilpatrick was named a finalist for the Wooden Award and Oscar Robertson Trophy and a semifinalist for the Naismith Trophy.
- » Jackson was named a finalist for the Lefty Driesell National Defensive Player of the Year Award and was tabbed to the Defensive All-America Team.
- » Cincinnati registered 26 regular season wins, the most since 2002 (27 en route to a 31-4 campaign). The Bearcats have won at least 26 games in three of the past four seasons.
- » The Bearcats finished AAC play with a 15-3 record, the second-most conference wins in school history behind only the 1999-2000 squad that posted a perfect 16-0 record in Conference USA.
- » UC recorded a 4-2 mark against Top 25 teams.
- » Cincinnati posted a 97-84 Senior Night win over No. 20 Memphis as the Bearcats starting seniors combined for 71 of the team's 97 points. Kilpatrick notched a season-high 34 points while Titus Rubles poured in a career-high 24 points and Justin Jackson added 13 points and nine rebounds.
- » Cincinnati finished 18-1 at Fifth Third Arena achieving the second-most victories in the 25-year old facility's history (19 in 1997-98).
- » Kilpatrick became only the second player in school history to eclipse 2,000 career points when he tallied a game-high 28 points against Louisville (Feb. 22).
- » Cronin moved into second place behind only Bob Huggins (399) for most wins at Cincinnati when the Bearcats claimed a 69-66 victory at Louisville on Jan. 30. He enters the 2014-15 season with 162 wins at UC. Cronin earned his 150th win at UC when the Bearcats defeated Rutgers 71-51 on Jan. 11.
- » Jackson became the first player in the nation to earn conference player of the week accolades for three consecutive weeks (Dec. 23, Dec. 30 and Jan. 6). During the stretch he averaged 15.3 points while shooting 61.9 percent from the field (39 of 63) to go with 9.7 rebounds, 4.3 blocks, 2.2 steals and 2.2 assists.
- » Titus Rubles put back a Kilpatrick miss with 4.2 seconds left that gave UC a 44-43 win over Pittsburgh in the Jimmy V Classic at Madison Square Garden on Dec. 17. The victory snapped a two-game losing streak and set the stage for a 15-game win streak from Dec. 17 through Feb. 6.
- » The Bearcats won 15 consecutive games during the season, including their first 11 conference games.

## 2014 CINCINNATI POSTSEASON AWARDS

### ALL-AMERICA

## NO. 23 - SEAN KILPATRICK

### *#SKAllAmerican*

For the latest information, statistics, clips and more visit:

[www.GoBEARCATS.com/SKAllAmerican](http://www.GoBEARCATS.com/SKAllAmerican)



### DEFENSIVE PLAYER OF THE YEAR

## NO. 5 - JUSTIN JACKSON

- Selected to the Lefty Driesell Defensive All-American Team and finalist for the Lefty Driesell National Defensive Player of the Year Award
- Named American Athletic Conference Defensive Player of the Year
- Named NABC District 25 Second Team All-America
- Ranked 12th in the nation in total blocks (99) and 38th in offensive rebounds (3.24)
- Finished among the American Athletic Conference leaders in blocks (first at 2.9), offensive rebounds (second at 3.2), rebounds (fourth at 7.3) field goal shooting (sixth at 53.2 percent), and steals (sixth at 1.6)
- Blocked a career-high seven shots twice: at Memphis (Jan. 4) and against UCF (Jan. 23)
- Recorded at least one block in 16 of 18 league games and 31 of 34 games overall
- Grabbed a season-high five steals against SMU on Jan. 1
- Recorded at least one steal in 16 of 18 league games and 26 of 34 contests overall
- Was first player in the nation to earn conference player of the week accolades in three consecutive weeks (Dec. 23, Dec. 30 and Jan. 6). During the stretch, Jackson averaged 15.3 points while shooting 61.9 percent from the field (39 of 63) to go with 9.7 rebounds, 4.3 blocks, 2.2 steals and 2.2 assists
- Ranks fourth in school history with 219 career blocks
- Finished third on UC's single-season blocks chart with 99 during 2013-14

### ACCOLADES

- Associated Press First Team All-America
- USA Today First Team All-America
- Sporting News First Team All-America
- Basketball Times First Team All-America
- Sports Illustrated First Team All-America
- Bleacher Report First Team All-America
- NBCSports.com First Team All-America
- United States Basketball Writers Second Team All-America
- NABC District 25 First Team All-America
- USBWA All-District V selection
- Unanimous First Team All-American Athletic Conference selection
- American Athletic Conference Sportsmanship Award
- Wooden Award Finalist (one of 15 players)
- Oscar Robertson Trophy Finalist (one of 15 players)
- Naismith Trophy Semifinalist (one of 10 players)
- John R. Wooden Award Preseason Top 50 List
- American Athletic Conference Championship All-Tournament Team selection
- American Athletic Conference Player of the Week (March 10) after averaging 29.0 points and 2.5 assists
- 2013 World University Games participant with USA Basketball (one of 12 players)
- Twice named American Athletic Conference Player of the Week (Feb. 3 and Feb. 10)
- Nine-time selection to American Honor Roll

### RANKINGS

- 18th nationally in points per game (20.6) and 15th in total points (701)
- Fifth nationally in career scoring (2,145 points) and one of 11 active players in the country with over 2,000 career points
- Seventh nationally in career three-pointers (313)
- Led American Athletic Conference in scoring (20.6 points per game)
- Leads American Athletic Conference in three-pointers made (2.7 per game)
- Listed third in the conference in free throw percentage (.845)

### STATISTICS

- **Against ranked teams in 2013-14:**  
24.7 ppg, 43.7 percent field goal shooting, 34.8 percent three-point shooting
- **Last five minutes of the game against ranked teams:**  
averaging 6.7 points and has made 28-of-33 from the foul line
- **Last 12 games:**  
23.1 ppg, 39 three-pointers, 84.0 percent free throw shooting
- Led team in scoring each of the last 20 games and 31 of 34 contests
- Was game's top scorer in 14 of 18 league games
- With his 10th point in a 28-point performance against No. 11/5 Louisville on Feb. 22, Kilpatrick became just the second player in Cincinnati history to reach 2,000 career points, joining the legendary Oscar Robertson.
- Scored over 20 points in 19 games, including a season-high 34 points against No. 20 Memphis (March 1).

### COACH OF THE YEAR

## MICK CRONIN

- Named American Athletic Conference Coach of the Year
- Named a finalist for the Henry Iba Award by the USBWA
- Despite being picked fourth in the conference and receiving only one vote in the preseason Associated Press poll, UC head coach Mick Cronin guided Cincinnati to a share of the American Athletic Conference title and a No. 13 national ranking
- The Bearcats were ranked in the AP Top 25 the last 10 weeks of the season, climbing as high as seventh in the poll
- Cincinnati was 4-2 against ranked teams
- The Bearcats won 15 consecutive games including their first 11 conference games and enjoyed their best season since the 2001-02 campaign (31-4)
- UC set the Fifth Third Arena record for best home start, winning its first 17 games
- The Bearcats ranked fourth in the nation in scoring defense (58.4 points)
- UC held its opponent under 70 points in 31 of 34 games
- UC ranked among the nation's Top 25 teams in eight categories: scoring defense (fourth at 58.4); field goal percentage defense (19th at .395); total steals (24th at 268); turnover margin (17th at 3.2); scoring margin (23rd at 10.0); steals per game (20th at 7.9); offensive rebounds (23rd at 13.4); and total blocks (20th at 188)
- The Bearcats have won at least 26 games in three of the last four seasons
- Cronin moved into second place with 162 wins at Cincinnati

2013-14 CINCINNATI BASKETBALL • SEASON RECAP

2013-14 NUMERICAL ROSTER							
NO.	NAME	POS.	HT.	WT.	CLASS	EXP.	HOMETOWN / PREVIOUS SCHOOLS
0	Derek Cox	G	6-3	186	R-Sr.	HS	Mason, Ohio/Mason High School
1	Deshaun Morman	G	6-3	190	Fr.	HS	Richmond, Va./Faith Baptist Christian (Fla.)
2	Titus Rubles	F	6-7	220	Sr.	1L	Dallas, Texas/Blinn College
3	Shaquille Thomas	F	6-7	205	R-So.	1L	Paterson, N.J./NIA Prep School
5	Justin Jackson	F	6-8	230	Sr.	3L	Cocoa Beach, Fla./Arlington Country Day
10	Troy Caupain	G	6-3	200	Fr.	HS	Midlothian, Va./Cosby HS (Va.)
11	Jermaine Lawrence	F	6-9	205	Fr.	HS	Springfield Gardens, N.Y./Pope John XXIII HS (N.J.)
14	Ge'Lawn Guyn	G	6-2	185	Jr.	2L	Lexington, Ky./Scott County HS/South Kent Prep (Conn.)
15	Jermaine Sanders	F	6-5	210	Jr.	2L	Far Rockaway, N.Y./Rice HS
23	Sean Kilpatrick	G	6-4	210	R-Sr.	3L	Yonkers, N.Y./White Plains HS/Notre Dame Prep (Mass.)
25	Kevin Johnson	G	6-2	180	Fr.	HS	Cincinnati, Ohio/Summit Country Day School
32	Jamaree Strickland	C	6-10	270	Fr.	HS	Oakland, Calif./Queen City Prep Acad. (N.C.)
33	David Nyarsuk	C	7-1	250	Sr.	1L	Juba, South Sudan/Mountain State University (W.Va.)
45	Zack Tobler	F	6-5	215	Fr.	HS	Fort Mitchell, Ky./Covington Catholic High School

2013-14 ALPHABETICAL ROSTER							
NO.	NAME	POS.	HT.	WT.	CLASS	EXP.	HOMETOWN / PREVIOUS SCHOOLS
10	Troy Caupain	G	6-3	200	Fr.	HS	Midlothian, Va./Cosby HS (Va.)
0	Derek Cox	G	6-3	186	R-Sr.	HS	Mason, Ohio/Mason High School
14	Ge'Lawn Guyn	G	6-2	185	Jr.	2L	Lexington, Ky./Scott County HS/South Kent Prep (Conn.)
5	Justin Jackson	F	6-8	230	Sr.	3L	Cocoa Beach, Fla./Arlington Country Day
25	Kevin Johnson	G	6-2	180	Fr.	HS	Cincinnati, Ohio/Summit Country Day School
23	Sean Kilpatrick	G	6-4	210	R-Sr.	3L	Yonkers, N.Y./White Plains HS/Notre Dame Prep (Mass.)
11	Jermaine Lawrence	F	6-9	205	Fr.	HS	Springfield Gardens, N.Y./Pope John XXIII HS (N.J.)
1	Deshaun Morman	G	6-3	190	Fr.	HS	Richmond, Va./Faith Baptist Christian (Fla.)
33	David Nyarsuk	C	7-1	250	Sr.	1L	Juba, South Sudan/Mountain State University (W.Va.)
2	Titus Rubles	F	6-7	220	Sr.	1L	Dallas, Texas/Blinn College
15	Jermaine Sanders	F	6-5	210	Jr.	2L	Far Rockaway, N.Y./Rice HS
32	Jamaree Strickland	C	6-10	270	Fr.	HS	Oakland, Calif./Queen City Prep Acad. (N.C.)
3	Shaquille Thomas	F	6-7	205	R-So.	1L	Paterson, N.J./NIA Prep School
45	Zack Tobler	F	6-5	215	Fr.	HS	Fort Mitchell, Ky./Covington Catholic High School

**COACHING STAFF**  
**Head Coach:** Mick Cronin (8th season at UC; 11th season overall)  
**Associate Head Coach:** Larry Davis  
**Assistant Coaches:** Darren Savino, Antwon Jackson  
**Director of Basketball Operations:** Drew Seidenberger  
**Director of Student-Athlete Development:** Mark Berger  
**Video Coordinator:** T.J. Wolf  
**Program Assistant:** Greg Youncofski  
**Assoc. Athletics Director/Sports Medicine:** Bob Mangine  
**Head Athletic Trainer:** Joe Rauch  
**Director of Strength & Conditioning:** Mike Rehfeldt  
**Undergraduate Student Assistant Coach:** JaQuon Parker

PRONUNCIATION GUIDE	
Troy Caupain	co-PAIN
Ge'Lawn Guyn	JEE-lawn Gwynn
Deshaun Morman	duh-SHAUN
David Nyarsuk	nahr-SOOK
Titus Rubles	ROO-bulls

ROSTER INFORMATION	
<b>BY STATE/COUNTRY</b>	
California	(1) Jamaree Strickland
Florida	(1) Justin Jackson
Kentucky	(2) Ge'Lawn Guyn, Zack Tobler
New Jersey	(1) Shaquille Thomas
New York	(3) Sean Kilpatrick, Jermaine Lawrence, Jermaine Sanders
Ohio	(2) Derek Cox, Kevin Johnson
Texas	(1) Titus Rubles
Virginia	(2) Deshaun Morman, Troy Caupain
South Sudan	(1) David Nyarsuk

<b>BY CLASS</b>	
True Freshmen	(6) Troy Caupain, Kevin Johnson, Jermaine Lawrence, Deshaun Morman, Jamaree Strickland, Zack Tobler
Sophomores	none
R-Sophomores	(1) Shaquille Thomas
Juniors	(2) Ge'Lawn Guyn, Jermaine Sanders
Seniors	(3) Justin Jackson, David Nyarsuk, Titus Rubles
R-Seniors	(2) Derek Cox, Sean Kilpatrick

<b>BY HEIGHT</b>	
7-1	David Nyarsuk
6-10	Jamaree Strickland
6-9	Jermaine Lawrence
6-8	Justin Jackson
6-7	Titus Rubles, Shaquille Thomas
6-5	Jermaine Sanders, Zack Tobler
6-4	Sean Kilpatrick
6-3	Derek Cox, Troy Caupain, Deshaun Morman
6-2	Ge'Lawn Guyn, Kevin Johnson

QUICK FACTS

GENERAL INFORMATION	
Location	Cincinnati, Ohio 45221
Founded	1819
Enrollment	42,656
Nickname	Bearcats
Colors	Red (PMS: 186) and Black
Arena (Capacity)	Fifth Third Arena (13,176)
Affiliation	NCAA Division I
Conference	American
President	Dr. Santa J. Ono
Alma mater/year	Chicago, '84
Director of Athletics	Mike Bohn
Alma mater/year	Kansas, '83
Faculty Representative	Dr. David M. Szymanski
Department of Athletics Phone	(513) 556-4603
Athletics Ticket Office Phone	(877) CATS-TIX

BASKETBALL STAFF	
Head Coach	Mick Cronin (Cincinnati '97)
Basketball Office Phone	(513) 556-5847
Associate Head Coach	Larry Davis (Asbury '78)
Assistant Coach	Darren Savino (Jersey City '94)
Assistant Coach	Antwon Jackson (Pikeville College '93)
Director of Operations	Drew Seidenberger (Cincinnati '09)
Dir. of Student-Athlete Devel.	Mark Berger (Cincinnati '01)
Video Coordinator	T.J. Wolf (Murray State '07)
Program Assistant	Greg Youncofski (Kansas '13)
Assoc. AD/Sports Medicine	Bob Mangine (Pittsburgh '73)
Head Athletic Trainer	Joe Rauch (Pittsburgh '05)
Dir. /Strength & Condition	Mike Rehfeldt (St. Cloud St. '05)
Administrative Assistant	Winona Shaw-Gunn

HISTORY	
First year of basketball	1901-02
All-time record (Entering 2013-14)	1,656-968 (.631)
NCAA appearances/last	27/2013
All-time record	43-26 (.623)
National Championships	2/1961, 1962
Final Four appearances/last	6/1992
Elite Eight appearances/last	8/1996
Sweet 16 appearances/last	10/2012
Conference Championships/last	37/2004
Postseason NIT appearances/last	10/2010
All-time record	8-10

TEAM INFORMATION	
2012-13 Record	22-12
BIG EAST Record	9-9 (T-9th)
Starters returning/lost	2 (Kilpatrick, Jackson)/3
Letterwinners returning/lost	8/5
Percent of scoring returning	56.9 (1,286 of 2,262)
Percent of rebounding returning	64.5 (786 of 1,219)

## CINCINNATI IN THE NCAA CHAMPIONSHIP

- » The Bearcats made their 28th NCAA Championship appearance overall and their 18th in the past 23 years.
- » During its NCAA Championship history, Cincinnati has compiled a 43-27 all-time record en route to winning two national titles (1961 and 1962), making eight regional finals (1959-63, 1992-93, 1996) and six final fours (1959-63, 1992).
- » UC made its fourth consecutive trip to the tournament in 2013-14 for the first time since 2002-2005.
- » Mick Cronin joined Bob Huggins as the only coaches in Cincinnati history to take the Bearcats to as many as four NCAA tournaments. Huggins took UC to 14 consecutive tournaments from 1992-2005. Cronin is 3-4 in the NCAA tournament with Cincinnati. He was 0-2 in two trips with Murray State (2004 & 2006).
- » Sean Kilpatrick and Justin Jackson became the first Bearcats since Jason Maxiell (2002-05) to play in four consecutive NCAA tournaments during their careers.
- » At the 2013 NCAA Tournament as a No. 10 seed in the Midwest region, Cincinnati lost to No. 7 seed Creighton 67-63 in the second round on March 22 in Philadelphia, Pa.
- » As a sixth-seed in the East region in 2012, the Bearcats advanced to their first NCAA Sweet 16 since 2001, defeating Texas (65-59) and Florida State (62-56) before falling to Ohio State (81-66) in the regional semifinals.
- » The Bearcats returned to the tournament for the first time in six seasons in 2010-11 as a sixth-seed in the West region. UC knocked off Missouri (78-63) in the second round before falling to fellow BIG EAST Conference member and eventual national champion, Connecticut (69-58) two days later.
- » Cincinnati is one of 16 programs in the nation to participate in the NCAA tournament each of the past four seasons (joining Duke, Florida, Gonzaga, Kansas, Kansas State, Louisville, Memphis, Michigan, Michigan State, North Carolina, Ohio State, San Diego State, Syracuse, VCU and Wisconsin).
- » Cincinnati is one of only five programs in the nation to play in three consecutive NCAA national title games (1961-63), joining Ohio State (1960-62), UCLA (1967-73), Duke (1990-92) and Kentucky (1996-98). The Bearcats won the crown in 1961 and 1962 and were second in 1963.

## RANDOM TOURNAMENT NOTES

- » Cincinnati played an NCAA tournament game in the state of Washington for the first time in 2013-14.
- » Spokane was the farthest north Cincinnati has played in the NCAA tournament, with a northern longitude of 47.7 degrees. The previous northern-most destination was Boise, Idaho, at 43.0 degrees north.
- » The Bearcats played a game in each of the four continental United States time zones during the 2013-14 campaign. UC played in Albuquerque against New Mexico in the Mountain Time Zone in December.
- » The Bearcats were a five seed for just the second time. In 2001, they advanced to the Sweet 16 as the five seed in the West Region.
- » Cincinnati had never played an Ivy League team in the NCAA tournament prior to facing Harvard.
- » Prior to the 2014 NCAA Tournament, each time UC had been in the East Regional, it won at least one game.

## UC'S NCAA CHAMPIONSHIP RESULTS

1958	1-1	Midwest Regional—3rd place
1959	3-1	Midwest Regional—Champs
		Final Four—3rd place
1960	3-1	Midwest Regional—Champs
		Final Four—3rd place
1961	4-0	Midwest Regional—Champs
		Final Four—National Champs
1962	4-0	Midwest Regional—Champs
		Final Four—National Champs
1963	3-1	Midwest Regional—Champs
		Final Four—Runner-Up
1966	0-2	Midwest Regional—4th place
1975	2-1	Midwest Regional—3rd place
1976	0-1	Midwest Pre-Regional
1977	0-1	Midwest Pre-Regional
1992	4-1	Midwest Regional (No. 4 seed)
		Regional Champs
		Final Four—Semifinalist
1993	3-1	East Regional (No. 2 seed)
		Regional Runner-up
1994	0-1	West Regional (No. 8 seed)
1995	1-1	West Regional (No. 7 seed)
1996	3-1	Southeast Regional (No. 2 seed)
		Regional Runner-up
1997	1-1	Midwest Regional (No. 3 seed)
1998	1-1	West Regional (No. 2 seed)
1999	1-1	East Regional (No. 3 seed)
2000	1-1	South Regional (No. 2 seed)
2001	2-1	West Regional (No. 5 seed)
2002	1-1	West Regional (No. 1 seed)
2003	0-1	West Regional (No. 8 seed)
2004	1-1	Atlanta Regional (No. 4 seed)
2005	1-1	Austin Regional (No. 7 seed)
2011	1-1	West Regional (No. 6 seed)
2012	2-1	East Regional (No. 6 seed)
2013	0-1	Midwest Regional (No. 10 seed)
2014	0-1	East Regional (No. 5 seed)

## UC AT THE NCAA CHAMPIONSHIP

Appearances: 28

Record: 43-27 (.614)

8 Elite Eight Appearances (1959-63, 1992, 1993, 1996)

6 Final Four Appearances (1959-63, 1992)

2 National Championships (1961, 1962)

## RECORD BY REGION

Atlanta Regional: 1-1

East Regional: 6-4

South Regional: 1-1

West Regional: 6-7

Austin Regional: 1-1

Midwest Region: 25-12

Southeast Regional: 3-1

## RECORD BY SEED

No. 1 seed: 1-1

No. 3 seed: 6-3

No. 5 seed: 2-2

No. 7 seed: 2-2

No. 10 seed: 0-1

No. 2 seed: 8-4

No. 4 seed: 1-1

No. 6 seed: 3-2

No. 8 seed: 0-2

## RECORD BY LOCATION

Anaheim, Calif.: 0-1

Boise, Idaho: 1-1

Columbus, Ohio: 1-1

East Rutherford, N.J.: 1-1

Kansas City, Mo.: 2-0

Lawrence, Kan.: 7-1

Louisville, Ky.: 4-2

Manhattan, Kan.: 2-0

Nashville, Tenn.: 3-1

Omaha, Neb.: 0-1

Pittsburgh, Pa.: 1-1

Salt Lake City, Utah: 1-2

San Francisco, Calif.: 1-1

Syracuse, N.Y.: 2-0

Auburn Hills, Mich.: 1-1

Boston, Mass.: 1-2

Dayton, Ohio: 2-0

Indianapolis, Ind.: 1-1

Las Cruces, N.M.: 1-1

Lexington, Ky.: 1-1

Lubbock, Texas: 1-2

Minneapolis, Minn.: 0-1

Ogden, Utah: 0-1

Orlando, Fla.: 2-0

Philadelphia, Pa.: 0-1

San Diego, Calif.: 2-0

Spokane, Wash.: 0-1

Washington, D.C.: 1-1

## TEAM SINGLE-GAME RECORDS

Points	101	v. UCLA, 2002
FG	43	v. DePaul, 1960
FGA	80	v. UCLA, 2002
FG Pct.	.614	v. Temple, 1995
3-FG	15	v. Connecticut, 1995
3-FGA	32	v. East Tenn. St., 2004
3-FG Pct.	.579	v. Brigham Young, 2001
FT	27	v. Arkansas, 1958
FTA	39	v. Oregon State, 1963
FT Pct.	.900	v. Temple, 1996
Assists	24	v. Louisville, 1959
Rebounds	68	v. Texas Tech, 1961

## INDIVIDUAL SINGLE-GAME RECORDS

Points	56	Oscar Robertson v. Arkansas, 1958
FG	21	Oscar Robertson v. Arkansas, 1958
FGA	36	Oscar Robertson v. Arkansas, 1958
3-FG	6	Nick Van Exel v. N. Carolina, 1993
3-FGA	14	Nick Van Exel v. N. Carolina, 1993
FT	14	Oscar Robertson v. Arkansas, 1958
FTA	19	Oscar Robertson v. Louisville, 1959
Assists	9	Oscar Robertson v. California, 1959
		Damon Flint v. Butler, 1997
Rebounds	20	Mike Franklin v. Notre Dame, 1975



## CINCINNATI'S ALL-TIME RESULTS AT THE NCAA CHAMPIONSHIP

### 2014 -- Final Record: 27-7 -- Seed: No. 5

**Head Coach:** Mick Cronin

**Captains:** Justin Jackson, Sean Kilpatrick,  
Titus Rubles

#### East Regional (Spokane, Wash.)

M 20	Harvard	L	57-61
------	---------	---	-------

### 2013 -- Final Record: 22-12 -- Seed: No. 10

**Head Coach:** Mick Cronin

**Captains:** Cashmere Wright, JaQuon Parker  
**Midwest Regional (Philadelphia, Pa.)**

M 22	Creighton	L	63-67
------	-----------	---	-------

### 2012 -- Final Record: 26-11 -- Seed: No. 6

**Head Coach:** Mick Cronin

**Captains:** Yancy Gates, Dion Dixon  
**East Regional (Nashville, Tenn.)**

M 16	Texas	W	65-59
------	-------	---	-------

M 18	Florida State	W	62-56
------	---------------	---	-------

#### East Regional Semifinal (Boston, Mass.)

M 22	Ohio State	L	66-81
------	------------	---	-------

### 2011 -- Final Record: 26-9 -- Seed: No. 6

**Head Coach:** Mick Cronin

**Captains:** Rashad Bishop, Larry Davis,  
Ibrahima Thomas,

Eddie Tyree, Darnell Wilks

#### West Regional (Washington, D.C.)

M 17	Missouri	W	78-63
------	----------	---	-------

M 19	Connecticut	L	58-69
------	-------------	---	-------

### 2005 -- Final Record: 25-8 -- Seed: No. 7

**Head Coach:** Bob Huggins

**Captains:** Jason Maxiell, Nick Williams  
**Austin Regional (Indianapolis, Ind.)**

M 17	Iowa	W	76-64
------	------	---	-------

M 19	Kentucky	L	60-69
------	----------	---	-------

### 2004 -- Final Record: 25-7 -- Seed: No. 4

**Head Coach:** Bob Huggins

**Captains:** Jason Maxiell, Field Williams  
**Atlanta Regional (Columbus, Ohio)**

M 19	East Tennessee St.	W	80-77
------	--------------------	---	-------

M 21	Illinois	L	68-92
------	----------	---	-------

### 2003 -- Final Record: 17-12 -- Seed: No. 8

**Head Coach:** Bob Huggins

**Captain:** Leonard Stokes

#### West Regional (Salt Lake City, Utah)

M 20	Gonzaga	L	69-74
------	---------	---	-------

### 2002 -- Final Record: 31-4 -- Seed: No. 1

**Head Coach:** Bob Huggins

**Captains:** Steve Logan, Immanuel McElroy  
**West Regional (Pittsburgh, Pa.)**

M 15	Boston University	W	90-52
------	-------------------	---	-------

M 17	UCLA	L-2ot	101-105
------	------	-------	---------

### 2001 -- Final Record: 25-10 -- Seed: No. 5

**Head Coach:** Bob Huggins

**Captains:** Steve Logan, Kenny Satterfield  
**West Regional (San Diego, Calif.)**

M 15	Brigham Young	W	84-59
------	---------------	---	-------

M 17	Kent State	W	66-43
------	------------	---	-------

#### West Regional Finals (Anaheim, Calif.)

M 22	Stanford	L	65-78
------	----------	---	-------

### 2000 -- Final Record: 29-4 -- Seed: No. 2

**Head Coach:** Bob Huggins

**Captains:** Kenyon Martin, Pete Mickeal  
**South Regional (Nashville, Tenn.)**

M 17	UNC Wilmington	W	64-47
------	----------------	---	-------

M 19	Tulsa	L	61-69
------	-------	---	-------

### 1999 -- Final Record: 27-6 -- Seed: No. 3

**Head Coach:** Bob Huggins

**Captains:** Melvin Levett, Kenyon Martin  
**East Regional (Boston, Mass.)**

M 12	George Mason	W	72-48
------	--------------	---	-------

M 14	Temple	L	54-64
------	--------	---	-------

### 1998 -- Final Record: 27-6 -- Seed: No. 2

**Head Coach:** Bob Huggins

**Captains:** D'Juan Baker, Bobby Brannen  
**West Regional (Boise, Idaho)**

M 12	Northern Arizona	W	65-62
------	------------------	---	-------

M 14	West Virginia	L	74-75
------	---------------	---	-------

### 1997 -- Final Record: 26-8 -- Seed: No. 3

**Head Coach:** Bob Huggins

**Captains:** Darnell Burton, Damon Flint,  
Danny Fortson

#### Midwest Regional (Auburn Hills, Mich.)

M 13	Butler	W	86-69
------	--------	---	-------

M 15	Iowa State	L	66-67
------	------------	---	-------

### 1996 -- Final Record: 27-4 -- Seed: No. 2

**Head Coach:** Bob Huggins

**Captain:** Keith Gregor

#### Southeast Regional (Orlando, Fla.)

M 15	UNC Greensboro	W	66-61
------	----------------	---	-------

M 17	Temple	W	78-65
------	--------	---	-------

#### Southeast Regional Finals (Lexington, Ky.)

M 22	Georgia Tech	W	87-70
------	--------------	---	-------

M 24	Mississippi State	L	63-73
------	-------------------	---	-------

### 1995 -- Final Record: 23-11 -- Seed: No. 7

**Head Coach:** Bob Huggins

**Captains:** Curtis Bostic, LaZelle Durden,  
Keith Gregor

#### West Regional (Salt Lake City, Utah)

M 16	Temple	W	77-71
------	--------	---	-------

M 18	Connecticut	L	91-96
------	-------------	---	-------

### 1994 -- Final Record: 22-10 -- Seed: No. 8

**Head Coach:** Bob Huggins

**Captains:** Curtis Bostic, Keith Gregor  
**West Regional (Ogden, Utah)**

M 17	Wisconsin	L	72-80
------	-----------	---	-------

### 1993 -- Final Record: 27-5 -- Seed: No. 2

**Head Coach:** Bob Huggins

**Captains:** Tarrance Gibson, Terry Nelson  
**East Regional (Syracuse, N.Y.)**

M 19	Coppin State	W	93-66
------	--------------	---	-------

M 21	New Mexico State	W	92-55
------	------------------	---	-------

#### East Regional Finals (East Rutherford, N.J.)

M 26	Virginia	W	71-54
------	----------	---	-------

M 28	North Carolina	L-ot	68-75
------	----------------	------	-------

### 1992 -- Final Record: 29-5 -- Seed: No. 3

#### NCAA FINAL FOUR

**Head Coach:** Bob Huggins

**Captains:** Anthony Buford, Herb Jones,  
Mike Reicheneker

#### Midwest Regional (Dayton, Ohio)

M 20	Delaware	W	85-47
------	----------	---	-------

M 22	Michigan State	W	77-65
------	----------------	---	-------

#### Midwest Regional Finals (Kansas City, Mo.)

M 27	Texas-El Paso	W	69-67
------	---------------	---	-------

M 29	Memphis State	W	88-57
------	---------------	---	-------

#### Final Four (Minneapolis, Minn.)

A 4	Michigan	L	72-76
-----	----------	---	-------

### 1977 -- Final Record: 25-5

**Head Coach:** Gale Catlett

**Captain:** Gary Yoder

#### Midwest Regional (Omaha, Neb.)

M 12	Marquette	L	51-66
------	-----------	---	-------

### 1976 -- Final Record: 25-6

**Head Coach:** Gale Catlett

**Captains:** Mike Artis, Garry Kamstra,  
Hal Ward

#### Midwest Regional (Lawrence, Kan.)

M 13	Notre Dame	L	78-79
------	------------	---	-------

### 1975 -- Final Record: 23-6

**Head Coach:** Gale Catlett

**Captain:** Steve Collier

#### Midwest Regional (Lubbock, Texas)

M 15	Texas A&M	W	73-68
------	-----------	---	-------

#### Midwest Regional Finals (Las Cruces, N.M.)

M 20	Louisville	L	63-78
------	------------	---	-------

M 22	Notre Dame	W	95-87
------	------------	---	-------

### 1966 -- Final Record: 21-7

**Head Coach:** Tay Baker

**Captain:** Don Rolfes

#### Midwest Regional (Lubbock, Texas)

M 11	Texas-El Paso	L-ot	76-78
------	---------------	------	-------

M 12	So. Methodist	L	84-89
------	---------------	---	-------

### 1963 -- Final Record: 26-2

#### NCAA Runner-Up

**Head Coach:** Ed Jucker

**Captain:** Tony Yates

#### Midwest Regional (Lawrence, Kan.)

M 15	Texas	W	73-68
------	-------	---	-------

M 16	Colorado	W	67-60
------	----------	---	-------

#### Final Four (Louisville, Ky.)

M 22	Oregon State	W	80-46
------	--------------	---	-------

M 23	Loyola (IL)	L-ot	58-60
------	-------------	------	-------

### 1962 -- Final Record: 29-2

#### NCAA Champions

**Head Coach:** Ed Jucker

**Captain:** Paul Hogue

#### Midwest Regional (Manhattan, Kan.)

M 16	Creighton	W	66-46
------	-----------	---	-------

M 17	Colorado	W	73-46
------	----------	---	-------

#### Final Four (Louisville, Ky.)

M 23	UCLA	W	72-70
------	------	---	-------

M 24	Ohio State	W	71-59
------	------------	---	-------

### 1961 -- Final Record: 27-3

#### NCAA Champions

**Head Coach:** Ed Jucker

**Captains:** Bob Weisenhahn, Carl Bouldin

#### Midwest Regional (Lawrence, Kan.)

M 17	Texas Tech	W	78-55
------	------------	---	-------

M 18	Kansas State	W	69-64
------	--------------	---	-------

#### Final Four (Kansas City, Mo.)

M 24	Utah	W	82-67
------	------	---	-------

M 25	Ohio State	W-ot	70-65
------	------------	------	-------

### 1960 -- Final Record: 28-2

#### NCAA Final Four

**Head Coach:** George Smith

**Captains:** Oscar Robertson, Ralph Davis

#### Midwest Regional (Manhattan, Kan.)

M 11	DePaul	W	99-59
------	--------	---	-------

M 12	Kansas	W	82-71
------	--------	---	-------

#### Final Four (San Francisco, Calif.)

M 18	California	L	69-77
------	------------	---	-------

M 19	New York U.	W	95-71
------	-------------	---	-------

### 1959 -- Final Record: 26-4

#### NCAA Final Four

**Head Coach:** George Smith

**Captains:** Oscar Robertson, Mike Mendenhall

#### Midwest Regional (Lawrence, Kan.)

M 13	Texas Christian	W	77-73
------	-----------------	---	-------

M 14	Kansas State	W	85-75
------	--------------	---	-------

#### Final Four (Louisville, Ky.)

M 20	California	L	58-64
------	------------	---	-------

M 21	Louisville	W	98-85
------	------------	---	-------

### 1958 -- Final Record: 25-3

**Head Coach:** George Smith

**Captains:** Connie Dierking, Wayne Stevens

#### Midwest Regional (Lawrence, Kan.)

M 14	Kansas State	L-ot	80-83
------	--------------	------	-------

M 15	Arkansas	W	97-62
------	----------	---	-------

## CINCINNATI CLAIMS FIRST LEAGUE TITLE SINCE 2003-04 CAMPAIGN

- » Cincinnati claimed a share of the 2014 American Athletic Conference regular-season title with a 70-66 win at Rutgers on March 8 to finish 15-3 in the league. The Bearcats shared the conference crown with Louisville who also finished 15-3 after defeating UConn 81-48 in Louisville.
- » The conference title was UC's first since winning the 2004 Conference USA regular-season championship.
- » UC's league title marked Mick Cronin's second regular-season conference crown. He won the 2005-06 Ohio Valley Conference title in his last of three seasons at Murray State.
- » Cincinnati's 15 league wins were the second most in school history behind only a perfect 16-0 record in Conference USA during the 1999-2000 season.
- » The Bearcats finished with a 7-2 conference road record, achieving the most league road wins during the Mick Cronin coaching era (eighth season).
- » Cincinnati won its first 11 conference games before falling at SMU 76-55 on Feb. 8. UC's other two defeats were by a combined seven points.
- » The Bearcats were 4-1 against ranked league during conference play, defeating Memphis twice (ranked No. 18 & 20), winning at Louisville (ranked No. 12) and home against UConn (ranked No. 22). The only setback was a 58-57 home loss to Louisville (ranked No. 11).

## KILPATRICK EARNS NUMEROUS ALL-AMERICA HONORS; NAMED ALL-AAC FIRST TEAM; JACKSON EARNS SECOND TEAM HONORS

- » Sean Kilpatrick earned significant recognition for his outstanding senior campaign at Cincinnati.
- » The guard from Yonkers, N.Y., was named All-America by several media outlets, including first-team accolades from the Associated Press, Sporting News, Basketball Times, USA Today, Sports Illustrated, Bleacher Report and NBCSports.com.
- » He also was named NABC District 25 First Team All-America.
- » He claimed second-team praise from the United States Basketball Writers Association and was an USBWA All-District V selection.
- » Kilpatrick was named a unanimous first team All-American Athletic Conference selection and senior forward Justin Jackson was tabbed second team all-conference by the league's coaches the conference announced on March 11.
- » It marked the first time since 1999 that UC had players named first and second all-conference at the end of the regular season. That year Kenyon Martin and Pete Mickeal were tabbed first team All-Conference USA while Melvin Levett earned second team distinction.
- » Jackson was also named NABC District 25 Second Team All-America.
- » Jackson also received selection to the Lefty Driesell Defensive All-America Team and was a finalist for the Lefty Driesell National Defensive Player of the Year Award.
- » Kilpatrick is UC's first unanimous first team all-conference selection since Steve Logan was tabbed Conference USA Player of the Year in 2002.
- » Kilpatrick was named to an all-conference team every

season of his college career, but 2014 marked his first time as a first team selection. He was tabbed second team All-BIG EAST in 2012 and 2013 and earned All-BIG EAST Rookie Team accolades in 2011.

» Jackson's second team all-conference honor was the first league honor of his career.

## KILPATRICK NAMED A FINALIST FOR WOODEN AWARD AND OSCAR ROBERTSON TROPHY; SEMIFINALIST FOR NAISMITH TROPHY

- » Senior guard Sean Kilpatrick was named a finalist for the Wooden Award on March 6 (one of 15 players).
- » He was tabbed a finalist for the Oscar Robertson Trophy on Feb. 27 by the United States Basketball Writers Association (one of 15 outstanding players).
- » Kilpatrick was also named a semifinalist for the Naismith Trophy (one of 10 players honored) on Feb. 28.

## CRONIN EARNS AAC COACH OF THE YEAR HONORS; FINALIST FOR HENRY IBA AWARD

- » UC head coach Mick Cronin was named the 2014 American Athletic Conference Coach of the Year by his peers on March 12.
- » Despite being picked fourth in the conference and receiving only one vote in the preseason Associated Press poll, Cronin guided Cincinnati to a share of the American Athletic Conference title and a No. 15 national ranking.
- » The Bearcats were ranked in the AP Top 25 each of the last 10 weeks, including a Top 15 ranking during the last nine weeks.
- » Cincinnati was 4-2 against ranked teams in 2013-14.
- » The Bearcats won 15 consecutive games including their first 11 conference games and enjoyed their best season since the 2001-02 campaign (finished 31-4).
- » Cronin also was named a finalist for the Henry Iba National Coach of the Year Award by the United States Basketball Writers Association on March 6.
- » **OTHER NOTABLES:** With UC's win at Louisville on Jan. 30, head coach Mick Cronin moved into sole possession of second place for most wins at Cincinnati. Cronin enters the 2014-15 season with 162 wins after eight seasons with the Bearcats. He moved past George Smith (154-56 from 1953-1960) for second. Bob Huggins (399-127 from 1990-2005) ranks first.
- » The Bearcats' 71-51 win against Rutgers (Jan. 11) marked the 150th win at Cincinnati for Cronin.
- » Cronin is only the second coach in UC history to post four consecutive 20-win seasons, joining Bob Huggins (11 from 1992-2002).
- » Cronin earned wins over three former NBA coaches: Larry Brown (SMU/Denver/New Jersey/San Antonio/L.A. Clippers/Indiana/Philadelphia/Detroit/N.Y. Knicks/Charlotte), Eddie Jordan (Rutgers/Philadelphia/Washington/Sacramento) and Rick Pitino (Louisville/N.Y. Knicks) during the 2013-14 season. Brown and Pitino also are members of the Basketball Hall of Fame.

## BEARCATS HOLD HIGH NATIONAL RANKINGS DURING LAST TWO MONTHS OF SEASON

- » Cincinnati (27-7, 15-3 American) finished the 2013-14 season ranked 15th in the final Associated Press poll and No. 22 in the last USA Today poll.
- » UC was ranked in the AP and USA Today Top 25 polls in each of the last 10 rankings of the season. The Bearcats were listed among the nation's Top 15 in the AP poll during the last eight weeks of the season - a Mick Cronin coaching era high.
- » The Bearcats climbed as high as No. 7 in both polls on Feb. 3 and Feb. 17. It is UC's highest ranking during the Cronin era.
- » The Bearcats ended the year having been ranked during 22 of the last 40 weeks (dating back to the 2012-13 preseason poll).
- » UC received only one vote in the preseason AP poll.
- » UC has been ranked in the AP poll at some point during each of the past four seasons and climbed as high as No. 8 during the 2012-13 season. The Bearcats were ranked for 13 weeks in both the AP and USA Today polls a year ago - a Mick Cronin-era high.
- » UC has appeared in the AP poll 388 times in the poll's history, 12th most in the nation.

## BEARCATS ARE ONE OF THE NATION'S BIGGEST SURPRISES

- » Cincinnati received only one vote in the preseason Associated Press poll but was ranked No. 15 in the final poll of the season. Following is a look at where some of the teams in the final AP Top 25 were listed in the preseason:

Team	Preseason rank	Current rank
Iowa State	None	No. 9
San Diego State	None	No. 13
<b>Cincinnati</b>	<b>No. 46</b>	<b>No. 15</b>
Villanova	No. 33	No. 6

## CINCINNATI WORE ADIDAS MADE IN MARCH UNIFORMS IN POSTSEASON

- » The UC men's basketball team was selected by adidas to wear specialized Made in March uniforms throughout its 2013-14 postseason run the footwear and apparel company announced jointly with UC on March 6.
- » The collection was created to provide the Bearcats with adidas' most advanced uniform system and basketball apparel technology so they can take on the challenges and intense play of March.
- » The uniforms featured a functional perforated print pattern along the leg of the stretch woven short to enhance breathability and ventilation. adidas' quick drying jersey technology found in current NBA uniforms along with ClimaCool zones on the chest, back and side, move heat and moisture away from the body to keep the jersey light and dry. The jersey sleeves included armhole insets with 360-degree stretch fabric that facilitate free range of motion for the arms and shoulders during shooting and dribbling.
- » Cincinnati wore the new uniforms starting at the American Athletic Conference Championships, March 12-15 at the FedEx Forum in Memphis, Tenn.
- » Made in March uniforms were worn by UC along with Baylor, Indiana, Kansas, Louisville, Michigan, Notre Dame, Tennessee, UCLA and Wisconsin. The Bearcats wear one

of four programs to wear the jersey sleeves along with Baylor, Louisville and UCLA.

- » Since 2006, adidas has been the official outfitter for UC Athletics. This is the third consecutive year the Bearcats have worn specialized postseason adidas uniforms.

## DEFENSE BY DESIGN

- » UC ranked among the nation's Top 25 teams in several categories, including scoring defense (fourth at 58.4 points), turnover margin (17th at 3.2), field-goal percentage defense (19th at .395), blocked shots per game (20th at 5.5), steals per game (20th at 7.9), scoring margin (23rd at +10.0) and offensive rebounds per game (23rd at 13.44).
- » UC ranked among the conference leaders in scoring defense (first at 58.4 points), rebounding defense (second at 31.7), rebounding margin (second at +4.3), blocked shots (second at 5.5), turnover margin (second at +3.18), field-goal percentage defense (third at .395), three-point field-goal percentage defense (third at .320), steals (third at 7.9) and offensive rebounds (third at 13.4).
- » UC's 58.4 points allowed were the fewest by a Bearcats' squad since the 1962-63 season (52.9) when UC finished as runners up in the NCAA tournament.
- » The Bearcats held opponents below their season scoring average in 30 of 34 games during the season, including 12 of 13 contests against 2014 NCAA tournament participants: Louisville (both games), UConn (all three games) Memphis (one of two games), NC Central, N.C. State, Nebraska, New Mexico, Pittsburgh and Xavier.
- » UC's opponent shot better than 32 percent from three-point range only six times in 18 conference games. Rutgers shot 33.3 percent on March 8. Memphis shot 33.3 percent on March 6. Temple shot 41.7 percent in both meetings (5 of 12 on Jan. 14 and 10 of 24 on Jan. 26) while Houston made 47.4 percent of its three-pointers on Jan. 7. SMU hit 42.9 percent from beyond the arc in the league opener on Jan. 1.
- » The Bearcats held Rutgers without a basket over the final 11:45 of the game in UC's 71-51 win on Jan. 11. The Scarlet Knights shot 23.1 percent (6 of 26) from the field during the second half.
- » UC held UConn without a field goal over the final 7:39 of the game on March 1 in Hartford, Conn., but the Huskies pulled out a 51-45 victory.
- » UC held its opponent under 50 points in back-to-back games (a 44-43 win vs. Pittsburgh on Dec. 17 and a 69-48 win over Middle Tennessee on Dec. 21) for the first time since a 54-41 win over Savannah State (Nov. 24, 2010) preceded a 63-34 victory over Dayton (Nov. 27, 2010).
- » UC allowed only 23 made field goals combined against Middle Tennessee (12) and Pittsburgh (11). It marked the lowest combined field goals by the opponent in back-to-back games during the Mick Cronin era. The previous low was 28 registered against Savannah State (16 on Nov. 24, 2010) and Dayton (12 on Nov. 27, 2010).
- » Pitt's 11 made field goals were the third fewest allowed to an opponent by UC during the Mick Cronin era. The Bearcats surrendered only 10 made field goals against NC AGT (Nov. 18, 2012) and West Virginia (Jan. 30, 2008).

## HOLDING OPPONENTS UNDER 70 POINTS

- » Cincinnati held its opponents under 70 points in 31 of 34 games during the season. Earlier in the year the Bearcats owned the nation's longest streak - holding foes under 70 points for 27 consecutive games until Jan. 26 when Temple managed 76 points in the Bearcats 80-76 win in Philadelphia. SMU also managed 76 points in its win in Dallas on Feb. 8. Memphis posted 84 points during UC's 97-84 win during the Bearcats' Senior Night on March 8.
- » It was the nation's longest active streak and the second longest such streak at UC since 1950. Only a 35-game stretch beginning with the 1962 NCAA tournament championship game win over Ohio State (71-59 on March 24, 1962) and ending with a win at Denver two seasons later (64-48 on Dec. 20, 1963) was longer.
- » UC has held its opponents under 70 points in 56 of the last 61 contests since a 78-70 win over Iowa State (Nov. 23) in Las Vegas last season.
- » UC has surrendered 80 or more points only five times since the start of the 2010-11 campaign (140 games).
- » The Bearcats have held an opponent under 50 points in 28 games during the Mick Cronin era (six times during the 2013-14 season).

## SENIOR CLASS CONTRIBUTIONS

- » Following are some of the Bearcats accomplishments over the past four seasons:
- » Compiled the most successful four-year record of the Mick Cronin era (101-39).
- » Registered four 20-win seasons and three years with at least 26-win victories.
- » Participated in the NCAA tournament each season and advanced to the NCAA Sweet 16 in 2012.
- » Appeared in the 2012 BIG EAST Championship title game.
- » Appeared in the AP Top 25 poll each season, climbing as high as No. 7 nationally during the 2013-14 campaign.
- » Sean Kilpatrick redshirted his first season as a Bearcats and was with the program for five seasons. Justin Jackson was with the program for four seasons. Titus Rubles and David Nyarsuk transferred into the program prior to the 2012-13 season. Walk-on Derek Cox joined the team prior to the start of the 2014 spring semester.
- » The senior threesome of Kilpatrick, Jackson and Rubles combined for 71 of UC's 97 points (73.2 percent) against No. 20 Memphis on Senior Night (March 6). The trio did not commit a turnover and was a combined 26-for-44 from the field (59.1 percent).

## ANOTHER 26-WIN SEASON

- » UC recorded its 26th win of the season in the regular-season finale at Rutgers (70-66 on March 8). It marked the third time in the past four seasons the Bearcats have won at least 26 games in a season.
- » The 26 wins were the most during a regular season since 2002 (27 en route to a 31-4 campaign).
- » The last time UC registered 26 or more wins three times in four seasons came from 1999 through 2002.
- » UC has recorded 25 or more wins in 22 seasons all time.
- » The win at Louisville (Jan. 30) gave UC at least 20 wins in a season for the fourth consecutive year. The Bearcats were 26-9 in 2011; 26-11 in 2012 and 22-12 a year ago.
- » The last time the Bearcats won at least 20 games in four consecutive seasons was 1999-2002 under Bob Huggins.
- » UC has won 20 or more games in 32 seasons in its history.
- » UC reached 20 wins in only 22 games in 2013-14 following

a 69-66 win at No. 12 Louisville on Jan. 30. It was the earliest UC recorded win No. 20 since the 2001-02 campaign. That squad started 20-1, claiming No. 20 against East Carolina 75-48 at home on Jan. 29.

## BEARCAT TIP-INS

- » Cincinnati was one of six schools in the 2014 NCAA tournament to start the same five players in every game, joining UMass, Oklahoma, Providence, Stephen F. Austin and Wisconsin.
- » The Bearcats were 25-0 when scoring 60 or more points in 2013-14 and 2-7 when scoring less than 60 points.
- » UC's 101 wins since the start of the 2010-11 season are the most during a four-year span during the eight-year Mick Cronin coaching era and the most since the Bearcats won 102 games from 2001-2004. The school record for most wins over four consecutive seasons is 112 (1999-2002).
- » The Bearcats are a combined 101-39 (.721) since the start of the 2010-11 campaign with three trips to the NCAA tournament and an appearance in the 2012 NCAA Sweet 16. UC was 26-9 in 2011, 26-11 in 2012 and 22-12 a year ago.
- » The Bearcats registered as many as 15 conference victories this season for only the second time in school history. The Bearcats were 16-0 in Conference USA in 1999-2000 en route to posting a 29-4 overall record. The Bearcats have won as many as 14 league games only four times in their history (14-2 in 1997-98 and 14-2 in 2001-02).
- » UC finished 9-0 in January for the first time since 1999-2000 (9-0) and registered as few as two losses during January and February combined (13-2) for the first time since 2001-02 (14-2).
- » Sean Kilpatrick led UC in scoring in each of the last 20 games of the season and in 31 of 34 contests during the year.
- » The 2013-14 freshman class was ranked among the Top 25 in the nation by several recruiting services, including Rivals.com and Scout.com. The class was led by freshman forward Jermaine Lawrence who was tabbed a five-star prospect and among the Top 25 players overall according to four recruiting services.

## CINCINNATI TRADITION - BY THE NUMBERS

- » **2** National Titles (1961, 1962)
- » **6** Final Fours (1959-63, 1992)
- » **8** Elite Eights (Last: 1996)
- » **10** Sweet Sixteens (Last: 2012)
- » **28** NCAA Tournament Appearances
- » **18** NCAA Tournament Appearances since 1992
- » **10** NIT Appearances
- » **28** Conference Regular-Season Titles (Last: 2014)
- » **10** Conference Tournament Titles (Last: 2004 [C-USA])
- » **1,673** all-time wins (T-20th most in nation)
- » **30** All-Americans (Last: Sean Kilpatrick [2014])
- » **71** All-Conference Selections (Last: Sean Kilpatrick & Justin Jackson [2014])
- » **56** NBA Draft Picks (Last: Lance Stephenson [2010])
- » **49** members of 1,000-point club (T-8th most in nation)
- » **388** weeks ranked in AP Top 25 (12th most in nation)
- » **203** weeks ranked in AP Top 10
- » **45** weeks ranked No. 1
- » **2** Members of National Basketball Hall of Fame  
Jack Tywman & Oscar Robertson
- » **2** Olympic Gold Medalists  
Robertson (1960) & George Wilson (1964)

## CRONIN PILING UP WINS

- » Entering the 2013-14 campaign, UC head coach Mick Cronin led the nation in career Division I victories among college head coaches age 42 or younger. Cronin, who turned 42 in July 2013, entered the season with a career record of 204-124 (.622). Prior to the 2013-14 season, Cronin ranked ahead of Marquette's Buzz Williams (136-71; turned 42 in September); Auburn's Tony Barbee (117-111; turned 42 in August) and Memphis' Josh Pastner (106-34; turned 36 in September).
- » Cronin entered the year ranked fifth in the nation among active coaches for most DI wins among coaches 45 or younger and 19th among coaches younger than 50.
- » His 204 career wins prior to turning 42 ranked ahead of some notable current and former coaches: Jim Calhoun (had amassed 200 wins at 42); Denny Crum (186); Eddie Sutton (176); John Wooden (128) and Roy Williams (103).

## KILPATRICK LED THE WAY

- » A prolific scorer and outstanding team leader who possessed an unrivaled work ethic, senior guard Sean Kilpatrick was an important component of the Cincinnati program during his stay.
- » He played a key part in the Bearcats return to the national stage, playing in every game during his career while helping Cincinnati to a 101-39 (.721) record and four consecutive trips to the NCAA tournament (including the 2012 NCAA Sweet 16).
- » After being named a unanimous first team All-American Athletic Conference selection prior to the start of the league tournament, Kilpatrick earned all-conference honors all four years of his college career. He was a three-time All-BIG EAST selection (2011 All-Rookie Team; 2012 & 2013 Second Team All-BIG EAST).
- » Kilpatrick was named a finalist for the Wooden Award (one of 15 players); the Oscar Robertson Trophy (one of 15 players) and a semifinalist for the Naismith Trophy (one of 10 players).
- » Kilpatrick was named First Team All-America by the Associated Press, USA Today, Sports Illustrated, Sporting News, Bleacher Report and NBCSports.com. He was tabbed USBWA Second Team All-America and garnered NABC District 25 First Team All-America and USBWA All-District V honors.
- » He was one of 12 players nationally to be selected by USA Basketball to compete in the 2013 World University Games in Kazan, Russia this summer.
- » Graduating in May with a degree in criminal justice, Kilpatrick made it a point to give back to both the Cincinnati and White Plains, N.Y., community during his collegiate career. He visited patients at the UC Children's Hospital multiple times to encourage and simply spend time with the sick. He spoke with elementary school children in Cincinnati and White Plains, N.Y., about the importance of responsibility and staying in school. Kilpatrick also assisted incoming freshmen move their belongings into campus dormitories as part of the UC's Helping Hands program.

## KILPATRICK'S RANKINGS (NATION/LEAGUE)

- » Sean Kilpatrick finished the 2013-14 campaign ranked fifth in the nation in career points (2,145) and seventh in career three-pointers made (313) among active players. For the 2013-14 season, Kilpatrick ranked 15th in the nation in scoring (701 points) and 18th in scoring average (20.6).
- » Kilpatrick led the American in scoring (20.6 points per game) and three-pointers made (2.7 per game) and was third in free-throw shooting (84.5 percent).

## KILPATRICK'S CHASE ON THE UC CHARTS

- » Senior Sean Kilpatrick closed out his standout career at Cincinnati among the school's best in several categories.
- » Kilpatrick became only the second player in school history to eclipse 2,000 career points when he scored a game-high 28 points against Louisville on Feb. 22. The legendary Oscar Robertson holds the school record for career points with 2,973 from 1958-60. Kilpatrick finished with 2,145 career points.
- » Kilpatrick scored 701 points in 2013-14, becoming only the third player in school history to post 700 or more points in one season (Robertson - 3 times [1958-60] and Danny Fortson - twice [1996-97]). Kilpatrick's 701 points ranked seventh-most in a single season at UC.
- » Kilpatrick was just the third UC player to score at least 500 points in three consecutive seasons. He scored 577 points as a junior and 528 points as a sophomore. The only other Bearcats to accomplish the feat are Oscar Robertson (1,011 points in 1959-60; 984 points in 1957-58; and 978 points in 1958-59) and Danny Fortson (703 points in 1996-97; 664 points in 1995-96 and 514 points in 1994-95).
- » Kilpatrick set the school mark for career games played at 140, surpassing his former teammate Cashmere Wright (130 from 2010-13). Kilpatrick also set the school record for consecutive games played, also 140. The previous record was held by Keith Gregor (131 consecutive games [1993-96]).
- » Kilpatrick set the school record for career minutes played at 4,315, passing Deonta Vaughn (4,310 from 2007-10).
- » Kilpatrick's 313 career three-pointers tied the school record (Deonta Vaughn made 313 from 2007-10).
- » Kilpatrick scored 20 or more points in 19 games, including season-high 34 points against Memphis on Senior Night (March 6).
- » He was the Bearcats' top scorer in 31 of 34 games during the season and in 73 games in his career.
- » He scored in double figures in 66 of his last 70 games dating back to an 18-point effort against Florida State in the third round of the 2012 NCAA tournament.
- » He scored 10 or more points 110 times at UC.

## JACKSON ENJOYED PRODUCTIVE

### SENIOR SEASON; LEAGUE'S TOP DEFENDER

- » Senior forward Justin Jackson enjoyed his best season at UC during the 2013-14 campaign.
- » Jackson, who averaged 3.8 points, 5.1 rebounds and 1.4 blocks as a junior increased his output in his final season, averaging 11.1 points, 7.3 rebounds and 2.9 blocks.
- » Jackson was named the American Athletic Conference Defensive Player of the Year prior to the league tournament.
- » He was also named a Lefty Driesell Defensive All-American and tabbed a finalist for the National Defensive Player of the Year award.
- » The energetic and athletic Jackson averaged career highs in minutes played (27.8), points (11.1), rebounds (7.3) and blocks (2.9) as a senior. He shot his single-season best from the field at 53.2 percent (160 of 301) and led UC in rebounding, blocks and steals (1.6).
- » His 99 blocks ranked third on UC's single-season blocks chart while his 219 career blocks were fourth on the Bearcats career charts.
- » He recorded three or more blocks in 19 of 34 games.
- » Jackson blocked a career-high seven shots at No. 18 Memphis (Jan. 4) and again against UCF (Jan. 23).
- » He recorded at least one block in 16 of 18 league games and 31 of 34 games overall.
- » He grabbed a season-high five steals against SMU on Jan. 1.
- » Jackson registered at least one steal in 16 of 18 league games and 26 of 34 contests overall.
- » He had eight doubles-doubles on the season.
- » Always an active player, Jackson hurdled into or over the courtside fan seating area or media press row tables on seven occasions during the season. He also blew out a shoe in the Chicago State game and took time out to mop the floor during the Middle Tennessee contest.

## JACKSON'S RANKINGS (NATION/LEAGUE)

- » Justin Jackson finished the year ranked 12th in the nation in total blocks (99) and 20th in blocks per game (2.91).
- » Jackson ranked among the American Athletic Conference leaders in blocks (first at 2.9), offensive rebounds (second at 3.2), rebounds (fourth at 7.3), field-goal shooting (sixth at 53.2 percent) and steals (sixth at 1.6).
- » He tied a career-high with seven blocks at No. 18 Memphis (Jan. 4) and against UCF (Jan. 23).
- » Jackson's 219 career blocks ranked fourth in school history behind only Kenyon Martin (292 from 1997-2000), Eric Hicks (256 from 2003-06) and Jason Maxiell (252 from 2002-05).



## JACKSON NAMED PLAYER OF WEEK THREE CONSECUTIVE TIMES

- » Jackson became the first player in the nation to earn conference player of the week distinction for three consecutive weeks when the American tabbed UC's forward with the award on Dec. 23, Dec. 30 and Jan. 6.
- » During the stretch Jackson averaged 15.3 points while shooting 61.9 percent from the field (39 of 63) to go with 9.7 rebounds, 4.3 blocks, 2.2 steals and 2.2 assists.
- » He claimed American Athletic Conference Player of Week honors initially on Dec. 23 after netting a game-high 12 points to go with nine rebounds against Pittsburgh (Dec. 17) and posted his third double-double of the season with 16 points and 12 rebounds against Middle Tennessee (Dec. 21).
- » He earned the award again the following week (Dec. 30) after matching a career high with 19 points on 9-of-14 shooting and pulled down a career-best 13 rebounds to go with four blocks against Chicago State (Dec. 23) and registered 15 points, 10 rebounds, four blocks and two steals against Nebraska (Dec. 28).
- » Jackson claimed the award for a third consecutive time after averaging 15.0 points, 7.0 rebounds, 6.0 blocks, 3.0 steals, 2.5 assists and shot 57.9 percent from the field (11 of 19) in wins over SMU and Memphis. He scored a game-high 17 points, shooting 5 of 9 from the field and making a career-best seven free throws to go with six rebounds, five blocks and a career-best five steals in UC's 65-57 home win over SMU on Jan. 1. He then poured in 13 points on 6-of-10 shooting to go with eight rebounds and a career-high-tying seven blocks in UC's 69-53 win at No. 18 Memphis on Jan. 4.
- » He was named to the American Honor Roll on Nov. 25 after tallying 19 points, nine rebounds, five blocks and three steals against Campbell (Nov. 20).

## RUBLES' VERSATILITY HELPED BEARCATS

- » Like Jackson, senior forward Titus Rubles enjoyed his best season as a Bearcat in 2013-14. He averaged career highs in minutes played (29.0), points (7.3) and rebounds (6.8).
- » Rubles ranked among the American's leaders in rebounds (ninth at 6.8), offensive rebounds (ninth at 2.5) and defensive rebounds (ninth at 4.3).
- » Rubles ranks third on the team in both assists (67) and steals (44).
- » The Dallas, Texas native was fifth in the American in rebounding during league action (7.4 per game). He grabbed a career-high 14 rebounds against Louisville on Feb. 22 and pulled down a game-high 13 rebounds at UConn on March 1. He also pulled down 10 or more rebounds in three consecutive league games in mid-January and has claimed least six rebounds in 13 of UC's last 17 contests.
- » Rubles averaged 8.7 points and 8.7 rebounds in the last six games of the season.
- » He shot 88.6 percent (31 of 35) from the free-throw line during the final two months of the season. He made 22 consecutive free throws during an eight-game stretch before missing his first of two attempts against UConn in the American tournament semifinals.
- » Rubles poured in a career-high 24 points on 9-of-13 shooting and a 6-of-6 effort from the foul line to go with five rebounds against Memphis on UC's Senior Night (March 6).

- » Rubles' follow basket with 4.2 seconds left helped UC outlast Pittsburgh 44-43 in the Jimmy V Classic at Madison Square Garden in New York City on Dec. 17.
- » He registered his first double-double of the season against Temple (Jan. 14) with 13 points and 12 rebounds.
- » Rubles was named a team captain along with Sean Kilpatrick and Justin Jackson in mid-November.

## CORPS OF ADDITIONAL CONTRIBUTORS

- » **Ge'Lawn Guyn** grew into a solid starting point guard for the Bearcats. The junior started every game for UC in his first season of consistent minutes after backing up former Bearcats floor leader Cashmere Wright during the 2011-12 and 2012-13 seasons.
- » Guyn averages 19.0 minutes a contest and served the Bearcats as a solid perimeter defender and dependable ball handler. He ranked fourth on the team in steals (18) and averaged only one turnover a game during league action. He also made at least one three-pointer in 13 of 18 league games.
- » **Troy Caupain** came off the bench to share time with Guyn at point guard. He owned a 2.04-to-1 assist to turnover ratio during conference play. For the season, he ranked third on the team in free-throw shooting (78.4 percent) and was third in three-point shooting (32.8 percent).
- » Caupain ranked second on the team with 76 assists. He handed out a career-high nine assists with only two turnovers in 24 minutes at Temple on Jan. 26. It marked the most assists by a Bearcat in a game during the season. He dished out six assists with no turnovers at UCF on Feb. 19.
- » Starting sophomore forward **Shaquille Thomas** ranked fourth on the team in scoring (6.8) this season. He ranked second on the squad in field-goal shooting (45.4 percent). He shot a team-best 57.9 percent (11 of 19) in three postseason games.
- » Reserve junior forward **Jermaine Sanders** became a dependable contributor for the Bearcats over the final two thirds of the season (24 games), averaging 6.2 points and 3.0 rebounds while shooting 45.1 percent from the field (51 of 113) and 40.0 percent from three-point range (28 of 70).
- » Sanders ranked 13th in the American in three-point shooting at 37.6 percent (35 of 93). He made at least one three-pointer in 16 of the last 23 games.
- » Sanders registered his first career double-double with career highs for points (14) and rebounds (15) against Chicago State on Dec. 23.
- » He averaged career-high numbers for minutes (21.3), points (5.7) and rebounds (3.1) during the season.
- » Freshman reserve guard **Kevin Johnson** didn't see a lot of action playing behind all-American Sean Kilpatrick during the 2013-14 season. A talented defender, he also proved to be an outstanding free-throw shooter at 86.7 percent (26 of 30), hitting some clutch free throws in late-game situations this season.
- » Johnson made six of his 15 three-pointers during the season over the last four games. He hit a trey with 36 seconds left to secure the win over UCF in the American Championship quarterfinals on March 13.

## MEMORABLE SEASON AT FIFTH THIRD ARENA

- » UC earned 18 home wins in 2013-14, tying for the second most single-season wins at Fifth Third Arena.
- » The Bearcats won their first 17 home games before suffering a 58-57 setback to then-No. 11 Louisville on Feb. 22. It marked the most consecutive home wins to start a season in arena history.
- » The Louisville home loss snapped a 19-game home win streak overall dating back to the final two home games of last season.
- » UC recorded sellouts (capacity 13,176) in each of its final three home games of the season. It marked the first time UC has posted three consecutive sellouts since the 2004-05 campaign.
- » Cincinnati recorded its first sellout since the 2011-12 campaign against Houston (Feb. 15) with a capacity crowd of 13,176. It marked the first sellout since a 60-56 win over then-No. 17 Louisville on Feb. 23, 2012.
- » Cincinnati averaged 11,172 during league play in 2013-14.

## MOST WINS IN A SEASON AT FIFTH THIRD

Rk	Final Record	Year	Coach
1.	19-1	1997-98	Huggins
<b>T2.</b>	<b>18-1</b>	<b>2013-14</b>	<b>Cronin</b>
T2.	18-2	1993-94	Huggins
T4.	15-0	2001-02	Huggins
	15-2	2004-05	Huggins
	15-3	2010-11	Cronin
	15-5	2005-06	Kennedy

## FIFTH THIRD ADVANTAGE

- » Fifth Third Arena, home of the Bearcats since the 1989-90 season, celebrated its 25th anniversary in 2013-14. UC's Dec. 3rd contest against USC Upstate marked the 400th game played in the facility.
- » UC is 339-73 (.823) all-time in the arena, including an 101-37 (.732) mark during the Mick Cronin coaching era.
- » The Bearcats finished the 2013-14 home slate 18-1 at home, tying for the second most single-season wins in the arena since UC was 18-2 in 1993-94. The arena record was set in 1997-98 (19-1).
- » The Bearcats won their first 17 home this season -- the best start in Fifth Third Arena history -- before dropping a 58-57 decision to then-No. 11 Louisville on Feb. 22. Including two wins from the end of last season, the Bearcats had won 19 consecutive games at Fifth Third Arena, the longest streak during the Mick Cronin era.
- » UC has won 50 of its last 54 nonconference regular-season home games with losses coming against New Mexico (12/27/12), Marshall (73-69 [OT] on 11/25/11), Presbyterian (56-54 on 11/19/11) and Xavier (76-66 on 12/13/08).
- » UC owns a 62-9 (.873) home record against nonconference foes during the Mick Cronin coaching era.

## - SEASON NOTES -

### AMERICAN ATHLETIC CONFERENCE HOOPS

- » The 2013-14 basketball campaign marked the inaugural season of the American Athletic Conference. The league's first season consisted of 10 teams including five members of the former BIG EAST Conference (Cincinnati, Connecticut, Louisville, Rutgers and USF), four former members of Conference USA (Houston, Memphis, SMU and UCF) and Temple from the Atlantic 10 Conference. The 2014-15 campaign sees the addition of East Carolina, Tulane and Tulsa while Louisville and Rutgers are scheduled to exit.

### SUCCESS FOLLOWS BEARCATS

- » The American marks UC's sixth conference (also had independent status 1971-75) since the Bearcats joined the Missouri Valley Conference prior to the 1957-58 season.
- » **MISSOURI VALLEY (1958-1970)** - Seven league titles ... two national championships (1961, 1962) ... five straight final fours (1959-1963) ... eight 20-win seasons ... Connie Dierking (1958), Ralph Davis (1960), Bob Wiesenbahn (1961), Paul Hogue (1961, 1962), Tom Thacker (1963), Tony Yates (1963), Ron Bonham (1963, 1964) and George Wilson (1963) received All-American recognition with Wilson playing on the U.S. 1964 Olympic gold medal team.
- » **INDEPENDENT (1971-75)** - Reached the Sweet 16 (1975) ... one 20-win season ... Jim Ard (1970) and Lloyd Batts (1973) were honorable mention All-Americans.
- » **METRO CONFERENCE (1976-1991)** - Two league tournament championships ... three NIT appearances ... three 20-win seasons ... Steve Collier (1976), Gary Yoder (1977), Bob Miller (1978) and Pat Cummings (1979) earned All-American recognition.
- » **GREAT MIDWEST CONFERENCE (1992-95)** - Final Four appearance (1992) ... Elite Eight appearance (1993) ... four NCAA tournament appearances ... two league regular-season titles and four tournament titles ... four 20 win seasons ... Herb Jones (1992) and Nick Van Exel were honorable mention All-Americans.
- » **CONFERENCE USA (1996-2005)** - One Elite Eight (1996) appearance ... two NCAA Sweet 16 (1996, 2001) appearances ... 10 consecutive NCAA tournament appearances ... eight regular-season league titles and four league tournament titles ... nine seasons with 20 or more wins ... Danny Fortson, Ruben Patterson, Bobby Brannen, Melvin Levett, Logan, Martin and Pete Mickeal were named of All-Americans.
- » **BIG EAST CONFERENCE (2006-2013)** - One NCAA Sweet 16 appearance ... three NCAA tournament appearances ... four 20 win seasons

### FORMER BEARCATS ALL-AMERICAN CONNIE DIERKING DIES

- » Former UC all-American and 10-year NBA veteran Connie Dierking died on Dec. 29 at age 77.
- » Dierking averaged 12.7 points and 13.5 rebounds, helping the Bearcats to a 57-19 combined record during his three-year UC career (1956-58).
- » He was a co-captain on the 1957-58 squad that made the school's first NCAA tournament appearance. The center from Brooklyn, N.Y., averaged a double-double with 15.8 points and 14.9 rebounds during the 1957-58 campaign and, along with Oscar Robertson, helped guide the

Bearcats to a 25-3 overall record and UC's first Missouri Valley Conference championship. Dierking was named a second-team All-American by the Newspaper Enterprise Association and was a first-team All-MVC selection.

- » As a junior, Dierking led the Bearcats in scoring (18.5 points) and rebounding (18.8) while directing UC to the National Invitation Tournament and 15-9 overall record. He ranked 14th in the nation in rebounding as a junior. Dierking still ranks first at UC for most rebounds in a game, grabbing 33 against Loyola (La.) on Feb. 16, 1957.
- » The Syracuse Nationals selected Dierking as the fifth pick overall in the first round of the 1958 NBA Draft. He played 10 seasons overall in the NBA, averaging 10.0 points and 6.7 rebounds.

### JAUQUON PARKER JOINS STAFF

- » Former UC guard JaQuon Parker returned to the Bearcats basketball program as an undergraduate student assistant coach on Dec. 12.
- » Parker, who played for the Bearcats from 2010-13, signed with a professional basketball team in Finland in June and later played briefly in the NBA Developmental League.
- » Parker averaged 7.1 points and 3.9 rebounds during his four-year career with the Bearcats. As a senior, he averaged a career-best 10.9 points and shot 40.0 percent (40 of 100) from three-point range. He helped lead the Bearcats to 93 wins, three 20-win seasons, three NCAA tournament appearances (including the 2012 NCAA Sweet 16) and a BIG EAST Championship runner-up finish during his career.

### JEREMIAH DAVIS III LEAVES UC; ENROLLS AT BALL STATE

- » Sophomore guard Jeremiah Davis III decided to leave the University of Cincinnati and the men's basketball program and return to his hometown of Muncie, Ind., it was announced on Dec. 12.
- » "Due to the extremely difficult situation that my family has endured with losing everything in a house fire, I've decided to go home," Davis said. It's important to be with my family at this time."
- » "Jeremiah informed me that he needs to be with his family at this time, which I totally understand," UC head coach Mick Cronin said. "I appreciate his efforts as a Bearcat. He was a hard-working player who was on track to graduate after three years. We wish him nothing but the best."
- » Davis had seen action in six games off the bench for the Bearcats, averaging 5.0 minutes this season. He sat out the 2012-13 campaign after four games due to a wrist injury and is currently seeking a medical hardship. As a freshman during the 2011-12 season, he played in 27 games, averaging 2.5 points and 0.9 rebounds in 7.9 minutes.
- » Ball State announced that Davis joined its program on Jan. 3. Though he will not be immediately eligible to play, Davis will be able to practice with the Cardinals during the spring semester.

### TALENTED TRIO SIGNS WITH UC

- » Mick Cronin announced Nov. 13 the signing of three talented prospects – Quadri Moore (pronounced QUAD-dree), Gary Clark and Coreontae DeBerry (pronounced COREY-on-tay) – who have signed national letters of intent to attend UC and play basketball in 2014-15.
- » Moore, a 6-foot-8, 230-pound forward from Linden, N.J., averaged 14.6 points, 5.7 rebounds and 1.1 blocks while making 19 three-pointers as a junior at Linden High

School. Tabbed a four-star prospect by multiple recruiting websites, Moore is listed No. 28 among the top forwards in the nation by ESPN and ranked No. 103 overall nationally by Rivals.com.

- » Clark, a 6-foot-7, 215-pound forward from Clayton, N.C., averaged 24.0 points, 14.0 rebounds and 4.0 blocks while leading Clayton High School to the 4A Eastern Regional semifinals as a junior. He averaged nearly 32 points in the playoffs while earning Associate Press All-State accolades and Greater Neuse River 4A Conference Player of the Year honors. Clark is listed as a four-star prospect and one of the Top 80 players in the nation by ESPN while Rivals.com and 247Sports.com list him among the Top 150.
- » DeBerry, a 6-foot-10, 270-pound center from Holland, Mich., averaged 9.2 points and 4.4 rebounds in 12.7 minutes during the 2012-13 season at Mott College in Flint, Mich. He is playing the 2013-14 campaign at junior-college power Hutchinson Community College in Hutchinson, Kan. He averaged 16.1 points as a senior at Holland High School during 2011-12. DeBerry will have two seasons of eligibility at Cincinnati.

### AMERICAN ATHLETIC CONFERENCE COACHES PICK BEARCATS FOURTH

- » UC was picked fourth in the American Athletic Conference preseason coaches' poll the league announced Oct. 16 at its inaugural men's basketball media day at FedExForum.
- » UC received 58 points to finish behind predicted league champion, Louisville (81 points), UConn (69) and Memphis (68). Temple was picked fifth with 40 points, followed by SMU (39), Houston (28), USF (27), UCF (24) and Rutgers (16) in the 10-team conference.

### KILPATRICK A MEMBER OF USA BASKETBALL AT WORLD UNIVERSITY GAMES

- » Senior guard Sean Kilpatrick was one of 12 players in the nation selected to represent USA Basketball at the 2013 World University Games in Kazan, Russia during the summer.
- » Kilpatrick averaged 7.5 points and 2.0 rebounds in eight games with USA Basketball helping the squad to an eighth-place finish.
- » He scored a team-high 18 points on 7-of-14 shooting with four three-pointers against the United Arab Emirates in 24 minutes in the tournament opener.
- » Kilpatrick became the fourth UC player to compete for the U.S. team at the World University Games, joining Eric Hicks (2005), Kenyon Martin (1999) and Pete Mickeal (1999).

### NEWS FROM THE WEIGHT ROOM

- » The Bearcats made great strides in the weight room prior to the 2013-14 season according to director of strength and conditioning Mike Rehfeldt.
- » Senior center David Nyarsuk increased his weight to 250 pounds, gaining 33 pounds since the end of last season. At 7-foot-1, Nyarsuk owns the longest wingspan (7-foot-1.5) and longest reach (9-foot-6) of any player on this year's team.
- » Sophomore Shaquille Thomas added 15 pounds and was listed at 205 pounds entering the season. He has gained 30 pounds since arriving on campus in August 2011. Despite the added weight to his frame, Thomas increased his maximum vertical by five inches since the 2012-13 season and owns the best vertical touch on the team at

12 feet, 5 inches.

- » Senior Justin Jackson gained 15 pounds of muscle since the end of the 2012-13 campaign while maintaining his body fat at 4.8 percent. He was recorded as bench pressing 185 pounds 18 times during summer 2013, five more than the average forward at the NBA combine. His wingspan (7-foot) and reach (9-foot) are the second-longest on the team.
- » Senior Titus Rubles added 15 pounds to his frame prior to the 2013-14 campaign. He tested as the most agile player on the team, finishing the team's lane agility in a team-best 10.32 seconds. His max vertical of 41 inches ranks among the best on the team.
- » Junior Ge'Lawn Guyn added 13 pounds during the offseason. He ranks first on the team for the highest maximum vertical (45.5 inches) and no-step vertical (38.5 inches).
- » Several freshmen also made strides once they arrived on campus prior to the season. Deshuan Morman (17 pounds), Kevin Johnson (15 pounds) and Jermaine Lawrence (10 pounds) all added weight.

## KENYON MARTIN RETURNS

- » Former Bearcat great and current New York Knick Kenyon Martin returned to Cincinnati and the UC campus on Oct. 28 for his induction into the James P. Kelly Sr. Athletics Hall of Fame Class of 2013.
- » Martin, along with three other honorees, received the prestigious award at the Legion of Excellence Gala at the Kingsgate Marriott.
- » Martin (1997-2000) was the 2000 National Player of the Year, a consensus first team All-American and the No. 1 pick in the 2000 NBA Draft. He led UC to a No. 1 national ranking throughout the 2000 regular season. He suffered a broken leg in the Conference USA tournament that severely hampered UC's postseason aspirations and set the stage for an NCAA tournament second-round exit.
- » He is one of three former players to have a jersey hanging inside Fifth Third Arena. He still holds school records for career blocks (292) and career field goal percentage (.586) and ranks 25th on the all-time scoring list.

## FORMER BEARCATS IN THE PROS

- » Three former Bearcats were listed on NBA rosters when the 2013-14 season started: Kenyon Martin (N.Y. Knicks), Jason Maxiell (Orlando) and Lance Stephenson (Indiana). Fourteen other former UC players are playing professional basketball overseas. A complete list follows.

### BEARCATS CURRENTLY PLAYING PRO BASKETBALL

Name	Country	Team
Kenyon Martin	NBA	New York Knicks
Jason Maxiell	NBA	Orlando Magic
Lance Stephenson	NBA	Indiana Pacers
Rashad Bishop	Germany	Vechta
Yancy Gates	Israel	Hapoel Eilat
Eric Hicks	Tunisia	Club Africain
Adam Hrycaniuk	Poland	Stelmet ZG
Cheikh Mbodj	Greece	Ilysiakos
Anthony McClain	Czech Republic	JBC Mmcite Brno
Cedric McGowan	Argentina	Obras
Ibrahima Thomas	Iran	Azad
Steve Toyloy	Brazil	Sky Sao Paolo
Deonta Vaughn	Hungary	Atomeromu
James White	Italy	Grissen Bon Re.
Mike Williams	Argentina	La Union
John Williamson	Finland	Nilan Bisons
Cashmere Wright	Holland	Gasterra Flames

-GoBEARCATS.com-

## BEARCATS RUNS

### CINCINNATI RUNS OF 8-0 OR MORE (43)

- » 15-0 vs. NC Central (9:08-5:45 in 1st Half)
- » 9-0 vs. Appalachian State (19:45-15:45 in 1st Half)
- » 14-0 vs. Appalachian State (12:02-7:10 in 1st Half)
- » 11-0 vs. Campbell (16:05-11:38 in 1st Half)
- » 9-0 vs. Campbell (9:08-5:19 in 1st Half)
- » 9-0 vs. Campbell (9:41-7:24 in 2nd Half)
- » 8-0 vs. UMass Lowell (10:27-7:29 2nd Half)
- » 9-0 vs. Kennesaw St. (4:37-1:04 1st Half)
- » 9-0 vs. Kennesaw St. (0:46 1st Half - 17:51 2nd Half)
- » 8-0 vs. Kennesaw St. (16:27-13:37 2nd Half)
- » 10-0 vs. USC Upstate (20:00-17:58 1st Half)
- » 8-0 vs. USC Upstate (13:41-12:37 1st Half)
- » 9-0 vs. USC Upstate (3:12-1:12 1st Half)
- » 21-0 vs. USC Upstate (16:56-8:45 2nd Half)
- » 11-0 at New Mexico (2:43 1st Half - 18:51 2nd Half)
- » 8-0 at New Mexico (7:25-6:33 2nd Half)
- » 10-0 vs. Middle Tennessee (9:16-7:20 2nd Half)
- » 13-0 vs. Chicago State (5:12-0:25 1st Half)
- » 9-0 vs. SMU (18:34-14:49 1st Half)
- » 12-0 vs. SMU (6:15-2:52 1st Half)
- » 9-0 at Memphis (3:25-0:19 2nd Half)
- » 8-0 at Houston (7:53-3:19 2nd Half)
- » 9-0 vs. Rutgers (15:25-12:57 2nd Half)
- » 10-0 vs. Rutgers (7:38-3:04 2nd Half)
- » 11-0 vs. Temple (11:03-7:01 1st Half)
- » 12-0 vs. Temple (6:27-3:12 2nd Half)
- » 9-0 vs. UCF (12:16-9:07 1st Half)
- » 9-0 vs. UCF (16:38-14:45 2nd Half)
- » 8-0 at Temple (4:31-3:10 1st Half)
- » 8-0 at Louisville (19:02-16:41 1st Half)
- » 9-0 vs. USF (17:17-15:16 1st Half)
- » 8-0 vs. USF (6:13-3:01 2nd Half)
- » 8-0 at SMU (11:30-10:08 2nd Half)
- » 8-0 vs. Houston (3:49-1:53 2nd Half)
- » 16-0 at UCF (16:07-10:14 1st Half)
- » 11-0 vs. Louisville (5:04-1:40 2nd Half)
- » 10-0 at UConn (9:13-7:52 1st Half)
- » 8-0 at UConn (4:01-3:04 1st Half)
- » 14-0 vs. Memphis (16:40-12:35 1st Half)
- » 8-0 vs. Memphis (14:29-12:32 2nd Half)
- » 10-0 vs. Rutgers (10:36-8:07 1st Half)
- » 11-0 vs. UCF (14:12-11:42 1st Half)
- » 8-0 vs. UConn (4:01-1:46 1st Half)

### OPPONENT RUNS OF 8-0 OR MORE (24)

- » 8-0 by USC Upstate (17:32-13:41 1st Half)
- » 8-0 by USC Upstate (9:48-6:43 1st Half)
- » 8-0 by Xavier (8:39-7:02 1st Half)
- » 11-0 by Xavier (5:46-3:30 1st Half)
- » 11-0 by Xavier (15:19-6:35 2nd Half)
- » 12-0 by SMU (11:44-8:22 1st Half)
- » 9-0 by Houston (18:04-15:44 2nd Half)
- » 8-0 by Temple (1:50-0:04 1st Half)
- » 10-0 by Temple (10:12-7:24 2nd Half)
- » 8-0 by USF (5:27-2:40 1st Half)
- » 8-0 by USF (17:41-15:34 2nd Half)
- » 10-0 by Temple (6:48-3:18 2nd Half)
- » 14-0 by Louisville (15:42-13:59 2nd Half)
- » 8-0 by USF (11:32-7:59 2nd Half)
- » 9-0 by SMU (10:25-6:16 1st Half)
- » 11-0 by SMU (9:54-8:13 2nd Half)
- » 13-0 by Louisville (12:08-4:41 1st Half)
- » 9-0 by Louisville (14:07-12:27 2nd Half)
- » 9-0 by UConn (7:30-4:48 1st Half)
- » 9-0 by UConn (19:31-17:29 2nd Half)
- » 9-0 by Rutgers (11:34-9:06 2nd Half)
- » 8-0 by UCF (10:19-8:45 2nd Half)
- » 9-0 by UConn (13:43-9:33 2nd Half)
- » 8-0 by Harvard (14:26-11:11 1st Half)



### THE MICK CRONIN FILE

**Hometown:** Cincinnati, Ohio

**Alma Mater:** University of Cincinnati '97

**Family:** daughter, Samantha (7)

#### Coaching Experience:

**1998-2001** - Assistant Coach  
Cincinnati

**2002-2003** - Associate Head Coach  
Louisville

**2004-2006** - Head Coach  
Murray State

**2007-Pres.** - Head Coach  
Cincinnati

### CRONIN COACHING NOTES

- Named the 2014 American Athletic Conference Coach of the Year and a nominee for national coach of the year consideration.
- Owns an 101-39 record during last three-plus seasons with three consecutive trips to the NCAA tournament, including a 2012 Sweet 16 appearance.
- Has directed six teams to the NCAA tournament as a head coach. Has taken 13 teams as a head coach or assistant.
- Earned his 200th career coaching victory during the 2012-13 season.

### CINCINNATI HEAD COACH MICK CRONIN

Mick Cronin has restored the University of Cincinnati men's basketball program to that of national-contender status coming off a 2013-14 campaign that saw the Bearcats claim a share of the inaugural American Athletic Conference crown and advance to the NCAA Tournament for a fourth consecutive season.

Despite earning only one vote in the preseason Associated Press poll, Cronin guided the Bearcats to their most successful season since 2001-02. Cincinnati posted a 27-7 record, winning 15 of 18 conference games while ranking among the national leaders in several defensive categories. UC's 2014 NCAA tournament appearance elevated the program into a select group as one of only 16 in the nation to make the trip during each of the past four seasons.

Cincinnati's 101 wins since the start of the 2010-11 season highlight one of the most successful periods in program history with four 20-win seasons, including three years with at least 26 victories. Along the way, the Bearcats have appeared in the national polls each season, earning their highest ranking at No. 7 during 2013-14. UC was listed among the top 15 teams in the AP poll during each of the last eight weeks of the regular season last year.

For his accomplishments last season, Cronin was recognized by his peers, earning conference coach of the year and National Basketball Coaches Association District 25 Coach of the Year accolades. He was also nominated for national coach of the year consideration.

The program's current trajectory is in stark contrast from where Cronin found it when he was named head coach in March 2006. His first season featured a roster with only one returning letterman. But with unrelenting determination Cronin went to work and spearheaded what could be considered one of the nation's top rebuilding efforts.

Cincinnati was the only program from a major conference to improve its win total every season from 2007 to 2011, building from 11 wins in 2007 to 26 victories and a return to the NCAA tournament in 2011. A year later, the Bearcats won 26 games again and defeated eight ranked teams while finishing second in the BIG EAST Tournament and advancing to the school's first NCAA Sweet 16 appearance since 2001. Coupled with trips to the NCAA Tournament each of the past two seasons, UC has solidified its place on the national stage.

In eight seasons at Cincinnati, Cronin has compiled a 162-107 mark and owns a 231-131 record in 11 years as a college head coach.

#### TRACK RECORD OF SUCCESS

Success seems to follow Cronin, who came to UC after serving three years as head coach at Murray State (2004-06). As mentor of the Racers, Cronin compiled a 69-24 overall record while earning a pair of NCAA tournament berths.

In his debut season as head coach, Cronin directed Murray State to a school-best 28-6 record, the Ohio Valley Conference tournament championship, and an NCAA tournament appearance. His 28 wins are the sixth most in NCAA history for a first-year head coach. He earned OVC Coach of the Year honors two seasons later, guiding Murray State to another OVC regular-season title, league tournament crown and

NCAA tournament appearance with a 24-6 mark in 2005-06.

Prior to earning a head coaching position, Cronin built a sterling reputation for his ability to evaluate and recruit top talent. In his stint at UC as an assistant coach for Bob Huggins from 1997-2001, Cronin recruited several top players, including NBA Draft selections Steve Logan (Golden State); DerMarr Johnson (Atlanta); Pete Mickeal (Dallas); Kenny Satterfield (Dallas); and Jason Maxiell (Detroit).

Following the 2000-01 season, Cronin became the associate head coach and recruiting coordinator at Louisville, under Rick Pitino. In his first year, Cronin helped attract a top-10 ranked recruiting class.

#### COMMUNITY INVOLVEMENT

Cronin's passion for success on the court also carries over to the Cincinnati community where he is committed to making a difference. He currently serves as a board member on the American Cancer Society's Coaches vs. Cancer of Southwest Ohio chapter.

He also assists with a major fundraising event - Soul of the City Soiree - for Our Daily Bread that has generated more than \$100,000 each of the past two years to assist the soup kitchen located in the Over-the-Rhine area of Cincinnati.

Cronin also annually speaks with the Young Executive Group of the Catholic Inner-City Schools Education (CISE) Fund. The group raises money from area corporations to help give children from low income urban settings the opportunity to attend Catholic schools.

During the 2013-14 season, Cronin also wrote a column in the Cincinnati Enquirer cautioning Cincinnati's of the dangers of texting while driving as part of the AT&T sponsored "It Can Wait" campaign. Following the season, Cronin promoted the effort with AT&T and city officials at an event downtown.

#### PATH TO COACHING

Cronin has long held great pride in the Queen City, the University of Cincinnati and the sport of basketball. As a child growing up on the west side of town, he used to follow his father, Harold "Hep" Cronin -- a highly successful local high school coach with more than 400 career wins -- around the gyms of Cincinnati. A product of LaSalle High School, Cronin had his playing career end sooner than expected due to a knee injury in high school.

That didn't stop his desire to find his place in basketball. While completing his undergraduate degree at UC, Cronin served as assistant varsity coach and head junior varsity coach at Woodward High School. He helped develop six players who went on to play Division I college basketball, including former Bearcat Damon Flint, who ranks among the top 25 scorers in program history.

Cronin made the jump from high school to college coaching during the 1996-97 season joining Huggins as video coordinator at UC. A year later, Cronin was elevated to an assistant coach for the Bearcats, setting the stage for his long tenure in college basketball.

Cronin resides in Cincinnati with his seven-year old daughter, Samantha.

### COMMENTS ON CRONIN

"Mick has done an outstanding job in an extremely difficult situation. The odds were against him but he was persistent and got the Bearcats over the hump and into the NCAA tournament where they should be a regular at knocking on that door every March." - **Andy Katz, ESPN**

"Mick Cronin has done a tremendous job at Cincinnati. He took over a program that needed a new culture of winning, and he built a solid foundation in the nation's toughest basketball league. He's been disciplined, and has demanded the same from his players. Mick has instilled belief in his players and has worked incredibly hard to lead Cincinnati back to national prominence." - **Jay Bilas, ESPN**

"From starting with not much more than a few basketballs and an empty gym, and playing in a league that routinely produced No. 1 NCAA seeds and Final Four teams, Mick elevated the Bearcats to 26 victories and an NCAA Tournament berth within five seasons. And he did this with players who've lifted the program's academic rating and graduated from the university. It might be the most underrated coaching performance of the past two decades in college basketball. It's darned near a miracle." - **Mike DeCourcy, Sporting News**



## THE CRONIN COACHING FILE

SEASON	SCHOOL (CONF.)	POSITION	RECORD/CONF.	POSTSEASON (RECORD)
1996-97	Cincinnati (C-USA)	Video Coordinator		
1997-98	Cincinnati (C-USA)	Assistant Coach	27-6/14-2	NCAA West Regional (1-1)
1998-99	Cincinnati (C-USA)	Assistant Coach	27-6/12-4	NCAA East Regional (1-1)
1999-00	Cincinnati (C-USA)	Assistant Coach	29-4/16-0	NCAA South Regional (1-1)
2000-01	Cincinnati (C-USA)	Assistant Coach	25-10/11-5	NCAA West Regional Semifinals (2-1)
2001-02	Louisville (C-USA)	Assoc. Head Coach	19-13/8-8	NIT (1-1)
2002-03	Louisville (C-USA)	Assoc. Head Coach	25-7/11-5	NCAA East Reg. (1-1)
2003-04	Murray State (OVC)	Head Coach	28-6/14-2	NCAA Atlanta Reg. (0-1)
2004-05	Murray State (OVC)	Head Coach	17-11/11-5	---
2005-06	Murray State (OVC)	Head Coach	24-7/17-3	NCAA Washington Reg. (0-1)
<b>MURRAY STATE TOTALS</b>		<b>3 years</b>	<b>69-24/42-10</b>	<b>.742/.808</b>
2006-07	Cincinnati (BIG EAST)	Head Coach	11-19/2-14	---
2007-08	Cincinnati (BIG EAST)	Head Coach	13-19/8-10	Col. Basketball Invit. (0-1)
2008-09	Cincinnati (BIG EAST)	Head Coach	18-14/8-10	---
2009-10	Cincinnati (BIG EAST)	Head Coach	19-16/7-11	NIT (1-1)
2010-11	Cincinnati (BIG EAST)	Head Coach	26-9/11-7	NCAA Third Round (1-1)
2011-12	Cincinnati (BIG EAST)	Head Coach	26-11/12-6	NCAA East Regional Semifinals (2-1)
2012-13	Cincinnati (BIG EAST)	Head Coach	22-12/9-9	NCAA Second Round (0-1)
2013-14	Cincinnati (American)	Head Coach	27-7/15-3	NCAA Second Round (0-1)
<b>CINCINNATI TOTALS</b>		<b>8 years</b>	<b>162-107/72-70</b>	<b>.602/.507</b>
<b>HEAD COACHING TOTALS</b>		<b>11 years</b>	<b>231-131/115-80</b>	<b>.638/.590</b>

## CRONIN'S RECORD AGAINST ALL OPPONENTS

School	W-L	Last Meeting	School	W-L	Last Meeting	School	W-L	Last Meeting
Alabama	1-0	2012-13	Jacksonville State	6-0	2011-12	Southern Illinois	1-2	2005-06
Alabama State	1-0	2011-12	<b>Kennesaw State</b>	<b>1-0</b>	<b>2013-14</b>	Southern Miss	1-0	2003-04
<b>Appalachian State</b>	<b>1-0</b>	<b>2013-14</b>	Lipscomb	1-0	2009-10	South Carolina Upstate	1-0	2007-08
Arkansas-Little Rock	1-0	2012-13	<b>Louisville</b>	<b>5-7</b>	<b>2013-14</b>	South Dakota	1-0	2008-09
Arkansas-Pine Bluff	2-0	2011-12	Marquette	3-4	2011-12	St. Francis (Pa.)	1-0	2010-11
Arkansas Tech	1-0	2004-05	Marshall	1-1	2012-13	St. John's	5-6	2012-13
Austin Peay	4-1	2005-06	Maryland	1-0	2009-10	St. Mary's (Calif.)	0-1	2004-05
Belmont	0-1	2007-08	Maryland Eastern Shore	1-0	2012-13	Syracuse	2-6	2012-13
Bowling Green	0-1	2007-08	<b>Memphis</b>	<b>2-3</b>	<b>2013-14</b>	Texas	1-0	2011-12
Bradley	0-1	2007-08	Miami (Ohio)	5-0	2011-12	TCU	1-0	2003-04
Cal-State Bakersfield	1-0	2009-10	<b>Middle Tennessee</b>	<b>1-0</b>	<b>2013-14</b>	<b>Temple</b>	<b>3-0</b>	<b>2006-07</b>
Cal-Davis	1-0	2004-05	Mississippi State	1-0	2008-09	Tennessee	0-1	2005-06
<b>Campbell</b>	<b>2-0</b>	<b>2012-13</b>	Mississippi Valley State	1-0	2012-13	Tennessee State	5-1	2005-06
Campbellsville	1-0	2005-06	Missouri	1-1	2010-11	Tennessee Tech	3-2	2005-07
Central Michigan	1-0	2006-07	Morehead State	7-0	2005-06	Tennessee-Martin	9-0	2012-13
Charleston Southern	1-0	2008-09	Mount St. Mary's	1-0	2010-11	Texas A&M-Corpus Christi	1-1	2003-04
<b>Chicago State</b>	<b>3-0</b>	<b>2011-12</b>	<b>Nebraska</b>	<b>1-0</b>	<b>2013-14</b>	Texas-San Antonio	2-0	2005-06
Cincinnati	0-1	2005-06	<b>New Mexico</b>	<b>0-2</b>	<b>2012-13</b>	Texas Southern	2-0	2009-10
Coastal Carolina	2-0	2008-09	North Carolina	0-1	2005-06	Toledo	2-0	2010-11
Creighton	0-1	2012-13	North Carolina A&T	1-0	2012-13	UAB	1-4	2009-10
Dayton	1-1	2010-11	<b>North Carolina Central</b>	<b>1-0</b>	<b>2013-14</b>	<b>UCF</b>	<b>3-0</b>	<b>2013-14</b>
Delaware State	2-0	2004-05	<b>NC State</b>	<b>2-1</b>	<b>2013-14</b>	<b>UConn</b>	<b>5-9</b>	<b>2012-13</b>
DePaul	6-3	2012-13	Northwestern State	1-0	2011-12	<b>UMass Lowell</b>	<b>1-0</b>	<b>2013-14</b>
Eastern Illinois	5-1	2005-06	Notre Dame	3-7	2012-13	UNLV	1-0	2008-09
Eastern Kentucky	6-1	2008-09	Oakland	1-0	2006-07	<b>USC Upstate</b>	<b>2-0</b>	<b>2013-14</b>
Fairfield	1-0	2007-08	Ohio	0-1	2006-07	<b>USF</b>	<b>7-4</b>	<b>2013-14</b>
Florida A&M	1-0	2010-11	Ohio State	0-2	2011-12	Utah Valley	1-0	2010-11
Florida State	1-1	2011-12	Oklahoma	2-0	2011-12	Vanderbilt	1-0	2009-10
Georgetown	6-6	2012-13	Oregon	1-0	2012-13	Villanova	4-4	2012-13
Georgetown College	1-0	2003-04	<b>Pittsburgh</b>	<b>4-8</b>	<b>2012-13</b>	Wagner	1-0	2003-04
Georgia	1-0	2011-12	Prairie View A&M	1-0	2009-10	Weber State	1-0	2009-10
Georgia Southern	1-0	2010-11	Presbyterian	0-1	2011-12	West Florida	1-0	2003-04
Gonzaga	0-1	2009-10	Providence	4-5	2012-13	West Virginia	3-5	2011-12
<b>Harvard</b>	<b>0-1</b>	<b>2013-14</b>	Radford	1-0	2011-12	Western Carolina	1-0	2007-08
High Point	1-0	2006-07	Rice	2-0	2005-06	Western Illinois	1-0	2008-09
<b>Houston</b>	<b>2-0</b>	<b>2013-14</b>	<b>Rutgers</b>	<b>8-4</b>	<b>2012-13</b>	Western Kentucky	1-1	2004-05
Howard	1-0	2006-07	Samford	2-3	2005-06	Winthrop	1-0	2009-10
Illinois	0-1	2003-04	Savannah State	1-0	2010-11	Wofford	0-1	2006-07
Illinois-Chicago	1-0	2005-06	Seton Hall	4-3	2012-13	Wright State	3-0	2012-13
Illinois State	0-1	2007-08	SIU-Edwardsville	2-0	2004-05	<b>Xavier</b>	<b>3-5</b>	<b>2013-14</b>
Iowa State	1-0	2012-13	<b>SMU</b>	<b>1-1</b>	<b>2013-14</b>			
IPFW	1-0	2010-11	Southeast Missouri State	5-2	2005-06			

## CHARTING THE BEARCATS

## CAREER SCORING

Rk	Name (Years)	Points
1.	Oscar Robertson (1958-60)	2,973
2.	<b>Sean Kilpatrick (2011-2014)</b>	<b>2,145</b>
3.	Steve Logan (1999-2002)	1,985
4.	Deonta Vaughn (2007-10)	1,885
5.	Danny Fortson (1995-97)	1,881
6.	Roger McClendon (1985-88)	1,789
7.	Pat Cummings (1975-79)	1,762
8.	Ron Bonham (1962-64)	1,666
9.	Louis Banks (1988-91)	1,644
10.	Jack Twyman (1952-55)	1,598
11.	Lloyd Batts (1972-74)	1,585
12.	Darnell Burton (1994-97)	1,584
13.	Jason Maxiell (2002-05)	1,566
14.	Robert Miller (1975-78)	1,498
15.	Yancy Gates (2009-12)	1,485
16.	Dwight Jones (1980-83)	1,451
17.	Paul Hogue (1960-62)	1,391
18.	Bobby Austin (1979-82)	1,385
19.	Derrek Dickey (1971-73)	1,328
20.	Levertis Robinson (1988-91)	1,320
21.	Leonard Stokes (2000-03)	1,318
22.	Cashmere Wright (2010-2013)	1,317
23.	Damon Flint (1994-97)	1,316
24.	Dion Dixon (2009-12)	1,281
25.	Kenyon Martin (1997-2000)	1,279

## CAREER 3-POINTERS MADE

Rk	Name (Years)	3FGS
T1.	Deonta Vaughn (2006-10)	313
T1.	<b>Sean Kilpatrick (2011-2014)</b>	<b>313</b>
3.	Darnell Burton (1993-97)	306
4.	Field Williams (2001-04)	262
5.	LaZelle Durden (1993-95)	260
6.	Steve Logan (1998-2002)	258

## CAREER GAMES PLAYED

Rk	Name (Years)	Games
1.	<b>Sean Kilpatrick (2011-2014)</b>	<b>140</b>
2.	Cashmere Wright (2010-2013)	139
3.	Dion Dixon (2009-12)	137
4.	Steve Logan (1999-2002)	135
T5.	Larry Davis (2008-11)	132
T5.	Yancy Gates (2009-12)	132
7.	Keith Gregor (1993-96)	131

## CONSECUTIVE GAMES PLAYED

Rk	Name (Years)	Games
1.	<b>Sean Kilpatrick (2011-present)</b>	<b>140</b>
2.	Keith Gregor (1993-96)	131
3.	Jason Maxiell (2002-05)	129
4.	Dwight Jones (1980-1983)	112

## CAREER MINUTES PLAYED

Rk	Name (Years)	Minutes
1.	<b>Sean Kilpatrick (2011-2014)</b>	<b>4,315</b>
2.	Deonta Vaughn (2007-10)	4,310
3.	Dwight Jones (1980-83)	3,946
4.	Steve Logan (1999-2002)	3,902
5.	Cashmere Wright (2010-2013)	3,650
6.	Louis Banks (1988-91)	3,631

## CAREER BLOCKS

Rk	Name (Years)	Blocks
1.	Kenyon Martin (1997-2000)	292
2.	Erick Hicks (2003-2006)	256
3.	Jason Maxiell (2002-2005)	252
4.	<b>Justin Jackson (2011-2014)</b>	<b>219</b>
5.	Donald Little (1999-2002)	153
6.	Rick Roberson (1967-69)	146

## COACHING WINS AT CINCINNATI

Rk	Coach	Years	Seasons	Record
1.	Bob Huggins	15	1990-2005	399-127
2.	<b>Mick Cronin</b>	<b>8</b>	<b>2007-Present</b>	<b>162-107</b>
3.	George Smith	8	1953-1960	154-56
4.	Gale Catlett	6	1973-1978	126-44
5.	Tay Baker	7	1966-1972	125-60
6.	Ed Jucker	5	1961-1965	113-28

## SINGLE-SEASON BLOCKS

Rk	Name (Season)	Blocks
1.	Eric Hicks (2005-06)	113
2.	Kenyon Martin (1999-2000)	107
3.	<b>Justin Jackson (2013-14)</b>	<b>99</b>
4.	Jason Maxiell (2004-05)	91
4.	Cheikh Mbodj (2012-13)	90
6.	Kenyon Martin (1997-98)	83
7.	Kenyon Martin (1998-99)	78

## 2013-14 BEARCATS HONORS

## MICK CRONIN

- AAC Coach of the Year
- Henry Iba National Coach of the Year Finalist

## SEAN KILPATRICK

- Wooden Award Finalist (one of 15 players)
- Oscar Robertson Trophy Finalist (one of 15 players)
- Naismith Trophy Semifinalist (one of 10 players)
- Unanimous First Team All-AAC selection
- AAC Sportsmanship Award
- AP First Team All-America
- USA Today First Team All-America
- USBWA Second Team All-America
- NABC District 25 First Team
- USBWA All-District V
- Sports Illustrated First Team All-America
- Sporting News First Team All-America
- Bleacher Report First Team All-America
- NBCSports.com First Team All-America
- American Athletic Conference Player of the Week (March 10)
- American Athletic Conference Player of the Week (Feb. 10)
- American Athletic Conference Player of the Week (Feb. 3)
- American Athletic Conference Honor Roll (Feb. 24)
- American Athletic Conference Honor Roll (Feb. 17)
- American Athletic Conference Honor Roll (Jan. 27)
- American Athletic Conference Honor Roll (Jan. 20)
- American Athletic Conference Honor Roll (Jan. 13)
- American Athletic Conference Honor Roll (Dec. 30)
- American Athletic Conference Honor Roll (Dec. 9)
- American Athletic Conference Honor Roll (Dec. 2)
- American Athletic Conference Honor Roll (Nov. 11)

## JUSTIN JACKSON

- Lefty Driesell Defensive All-American
- Lefty Driesell Naional Defensive Player of the Year Finalist
- AAC Defensive Player of the Year
- Second Team NABC District 25 All-American
- Second Team American Athletic Conference selection
- American Athletic Conference Player of the Week (Jan. 6)
- American Athletic Conference Player of the Week (Dec. 30)
- American Athletic Conference Player of the Week (Dec. 23)
- American Athletic Conference Honor Roll (Nov. 25)

## TITUS RUBLES

- American Athletic Conference Honor Roll (Nov. 18)

## DEFENSIVE NUMBERS UNDER MICK CRONIN

## Cincinnati's defensive statistics during the Mick Cronin Era (eight seasons; 2007-Present)

Year	UC Record	Opp FGM-FGA	Opp FG%	Opp 3FGM-3FGA	Opp 3FG%	Opp PPG	Games Allowed <70 Pts	Games Allowed <60 Pts	Games Allowed <50 Pts	Games Allowed <40% FG	Games Allowed <35% FG	Forced Turnovers	UC Blocks	UC Steals
2006-07	11-19	685-1539	.445	231-612	.377	67.7	14	8	2	8	4	451	58	230
2007-08	13-19	717-1669	.430	209-621	.337	67.8	18	7	2	8	3	380	73	169
2008-09	18-14	752-1802	.417	186-581	.320	66.3	19	10	3	13	7	406	103	183
2009-10	19-16	807-1954	.413	230-676	.340	66.5	23	12	1	13	5	423	107	199
2010-11	<b>26-9</b>	735-1790	.411	171-529	.323	(9th) 59.6	<b>30</b>	<b>18</b>	<b>7</b>	<b>17</b>	7	492	129	258
2011-12	<b>26-11</b>	849-2063	.412	207-641	.323	(40th) 61.5	29	15	4	16	7	<b>518</b>	(44th) 170	(43rd) <b>298</b>
2012-13	22-12	716-1851	(14th) <b>.387</b>	171-562	(34th) <b>.304</b>	(22nd) <b>59.0</b>	<b>30</b>	<b>18</b>	3	16	<b>9</b>	452	(7th) <b>208</b>	240
2013-14	27-7	690-1745	(19th) .395	182-568	.320	(4th) 58.4	31	19	6	19	8	485	(20th) 188	(24th) 268

National ranking in parentheses; Cronin-era bests in **boldface**

## THE POLLS

ASSOCIATED PRESS  
(March 17)

Rk.	Team (First Place Votes)
1.	Florida (50)
2.	Wichita St. (15)
3.	Virginia
4.	Arizona
5.	Louisville
6.	Villanova
7.	Michigan
8.	Duke
9.	Iowa St.
10.	Kansas
11.	Michigan St.
12.	Wisconsin
13.	S. Diego St.
14.	Syracuse
15.	<b>Cincinnati</b>
16.	Creighton
17.	New Mexico
18.	Connecticut
19.	N. Carolina
20.	UCLA
21.	Oklahoma
22.	Ohio St.
23.	Baylor
24.	VCU
25.	Saint Louis

## OTHERS RECEIVING VOTES:

Gonzaga 82, Stephen F. Austin 56, Oregon 39, Texas 31, Harvard 27, Kentucky 19, Baylor 18, UCLA 14, Nebraska 8, Iowa 4, Tennessee 2, North Carolina Central 1, George Washington 1

USA TODAY COACHES POLL  
(April 8)

Rk.	Team (First Place Votes)
1.	Connecticut (30)
2.	Kentucky (1)
3.	Florida
4.	Wisconsin
5.	Arizona
6.	Michigan
7.	Wichita St. (1)
8.	Michigan St.
9.	Louisville
10.	Virginia
11.	Iowa St.
12.	S. Diego St.
13.	Villanova
14.	Kansas
15.	UCLA
16.	Duke
17.	Syracuse
18.	Dayton
19.	Baylor
20.	Creighton
21.	N. Carolina
22.	<b>Cincinnati</b>
23.	Tennessee
24.	Stanford
25.	Saint Louis

## OTHERS RECEIVING VOTES:

Kentucky 43, Gonzaga 32, Texas 27, Oregon 21, Southern Miss 21, Stephen F. Austin 17, Baylor 15, Iowa 10, Harvard 8, Massachusetts 8, Nebraska 5, Pittsburgh 3, Louisiana Tech 3, Kansas State 1, George Washington 1, Oklahoma State 1

## CINCINNATI'S WEEKLY RANKINGS

Associated Press	Week	USA Today
RV	Preseason	--
RV	Nov. 11	--
RV	Nov. 18	--
RV	Nov. 25	--
RV	Dec. 2	--
RV	Dec. 9	--
--	Dec. 16	--
--	Dec. 23	--
--	Dec. 30	--
RV	Jan. 6	RV
19	Jan. 13	23
15	Jan. 20	16
13	Jan. 27	15
7	Feb. 3	7
10	Feb. 10	11
7	Feb. 17	9
11	Feb. 24	12
15	March 3	15
13	March 10	12
15	March 17/April 8	22

## 2013-14 AMERICAN ATHLETIC CONFERENCE

2013-14 AMERICAN CONFERENCE STANDINGS  
(FINAL)

Team	AAC	Pct.	Overall	Pct.
<b>Cincinnati</b>	<b>15-3</b>	<b>.833</b>	<b>27-6</b>	<b>.818</b>
Louisville	15-3	.833	29-5	.853
SMU	12-6	.667	23-9	.719
UConn	12-6	.667	26-8	.765
Memphis	12-6	.667	23-9	.719
Houston	8-10	.444	17-16	.515
Rutgers	5-13	.278	12-21	.364
Temple	4-14	.222	9-22	.290
UCF	4-14	.222	13-18	.419
USF	3-15	.167	12-20	.375

2014 American Athletic Conference Championship  
March 12-15 | FedExForum | Memphis, Tenn.  
Results

## First Round

Rutgers 72, USF 68  
UCF 94, Temple 90 (2OT)

## Quarterfinals

Houston 68, SMU 64  
Louisville 92, Rutgers 31  
Cincinnati 61, UCF 58  
UConn 72, Memphis 53

## Semifinals

Louisville 94, Houston 65  
UConn 58, Cincinnati 56

## Finals

Louisville 71, UConn 61

CINCINNATI IN THE AMERICAN CONFERENCE  
(FINAL)

CATEGORY	TEAM [*NATIONAL] LEAGUE RANK (STAT)
Scoring.....	9th (68.4)
Scoring Defense.....	[4th] 1st (58.4)
Scoring Margin.....	[23rd] 2nd (+10.0)
Free Throw Pct. ....	2nd (.708)
Field Goal Pct. ....	10th (.425)
Field Goal Pct. Defense.....	[19th] 3rd (.395)
3-Pt Field Goal Pct. ....	7th (.335)
3-Pt Field Goal Pct. Defense.....	3rd (.320)
Rebounding Offense.....	5th (36.0)
Rebounding Defense.....	2nd (31.7)
Rebounding Margin.....	[41st] 2nd (+4.3)
Blocked Shots.....	[20th] 2nd (5.5)
Assists.....	9th (12.5)
Steals.....	[24th] 3rd (7.9)
Turnover Margin.....	[17th] 2nd (+3.18)
Assist-to-Turnover Ratio.....	6th (1.13)
Offensive Rebounds.....	3rd (13.4)
Defensive Rebounds.....	10th (22.6)
3-Pt Field Goals Made.....	7th (5.8)

INDIVIDUAL  
[\*NATIONAL] LEAGUE RANK (STAT)

PLAYER	Scoring
Sean Kilpatrick.....	[18th] 1st (20.6)
Justin Jackson.....	24th (11.1)

Rebounding	
Justin Jackson .....	4th (7.3)
Titus Rubles.....	9th (6.8)

Field Goal Percentage	
Justin Jackson .....	6th (.532)

Free Throw Pct.	
Sean Kilpatrick .....	3rd (.845)
Titus Rubles.....	14th (.769)

Steals	
Justin Jackson .....	7th (1.6)
Sean Kilpatrick .....	14th (1.4)

3-PT FG Pct.	
Jermaine Sanders.....	13th (.376)

<b>3-PT FG Made</b>	
Sean Kilpatrick .....	[39th] 1st (2.7)

Blocked Shots	
Justin Jackson .....	[20th] 1st (2.9)

Offensive Rebounds	
Justin Jackson .....	[38th] 2nd (3.2)
Titus Rubles.....	9th (2.5)

Defensive Rebounds	
Titus Rubles.....	9th (4.3)
Justin Jackson.....	12th (4.0)

Minutes Played	
Sean Kilpatrick .....	6th (33.8)

# 2013-14 CINCINNATI BASKETBALL • SEASON RECAP

## CINCINNATI'S RECORD WHEN

	06-07	07-08	08-09	09-10	10-11	11-12	12-13	13-14	Cronin
Home games	10-8	10-7	13-5	13-5	15-3	14-4	13-5	18-1	105-38
Away games	0-9	3-11	4-7	2-9	7-4	7-5	5-5	7-3	35-53
Neutral site games	1-2	0-1	1-2	4-2	4-2	5-2	4-2	2-3	21-16
Conference games	2-14	8-10	8-10	7-11	11-7	12-6	9-9	15-3	72-70
vs. Top 25 teams	0-4	2-5	1-7	3-6	3-7	8-4	2-8	4-2	23-43
Overtime games	2-0	1-1	2-1	0-3	1-0	1-2	2-1	0-0	9-8
Lead at halftime	6-1	10-3	11-3	13-4	25-0	18-3	15-3	23-1	220-18
Trail at halftime	4-17	3-15	6-11	4-11	0-9	7-8	7-9	1-6	32-86
Tied at halftime	1-1	0-1	1-0	2-1	1-0	1-0	0-0	3-0	9-3
Lead with 10:00 remaining	10-1	9-1	14-1	13-3	26-0	18-4	19-1	23-1	186-12
Trail with 10:00 remaining	1-18	1-18	3-13	6-11	0-9	7-7	3-9	3-6	24-91
Tied with 10:00 remaining	0-0	3-0	1-0	0-2	0-0	1-0	0-2	1-0	6-4
Lead with 5:00 remaining	9-3	11-1	17-1	18-2	25-0	19-4	19-2	26-0	144-13
Trail with 5:00 remaining	0-16	2-17	1-13	0-13	0-9	5-7	2-9	1-7	11-91
Tied with 5:00 remaining	2-0	0-1	0-0	1-1	1-0	2-0	1-1	0-0	7-3
Lead with 2:00 remaining	10-2	11-1	16-0	18-2	25-1	23-2	19-2	25-1	148-11
Trail with 2:00 remaining	0-17	1-17	2-14	1-14	0-8	3-9	1-10	2-6	10-95
Tied with 2:00 remaining	1-0	1-1	0-0	0-0	1-0	0-0	2-0	0-0	5-1
Shoot better from the field	8-2	8-3	13-1	15-4	22-0	16-2	15-1	21-0	118-13
Shoot worse from the field	3-17	5-16	5-13	4-12	4-9	8-9	4-11	6-7	39-94
Shoot 50% or better	0-2	0-0	4-1	8-1	7-0	6-0	4-0	3-0	32-4
Shoot below 50%	11-17	13-19	14-13	11-15	16-8	20-11	18-12	24-7	127-102
Opp. shoots 50% or better	1-9	0-6	0-6	0-2	2-4	1-2	0-1	1-3	5-33
Opp. shoots below 50%	10-10	13-13	18-8	19-14	22-5	24-9	22-11	25-4	153-74
Opp. shoots below 40%	7-1	6-1	9-3	10-3	17-0	15-1	16-1	17-1	97-11
Make 7 or fewer 3-pointers	10-12	8-12	7-11	13-12	21-6	12-9	12-9	22-7	104-78
Make 8 or more 3-pointers	1-7	5-7	11-3	6-4	6-4	14-2	10-3	5-0	58-30
Shoot more FTs than opp.	7-3	6-3	12-1	11-2	22-2	16-4	16-3	20-2	110-20
Out-rebound the opponent	9-5	10-11	13-4	17-8	24-3	10-4	17-8	19-4	119-47
Opponent out-rebounds UC	2-14	3-7	2-9	2-8	2-5	13-6	3-4	8-2	35-55
Same number of rebounds	0-0	0-1	3-1	0-0	0-1	3-1	2-0	0-1	8-5
Commit fewer turnovers	7-11	4-5	9-3	7-6	16-6	22-5	14-4	16-4	95-44
Commit the same or more TOs	4-8	9-14	9-11	12-10	9-2	4-3	8-7	11-3	66-58
Commit 12 or fewer turnovers	7-9	4-7	5-4	5-5	10-5	17-7	8-8	20-4	76-49
Outscore opponents' bench	6-8	8-6	15-9	19-11	24-7	13-3	11-6	17-1	113-51
1-3 point games	1-4	5-5	2-0	4-5	2-1	5-4	2-3	4-2	35-24
4-5 point games	0-1	2-1	2-1	3-2	0-2	6-0	2-2	4-1	19-10
6-10 point games	5-2	2-6	5-6	4-4	7-2	5-3	7-4	2-2	37-29
11-19 point games	4-10	3-5	4-4	4-4	8-5	4-2	6-2	9-1	42-33
20-plus point games	1-2	1-2	5-3	4-1	9-1	7-1	5-1	8-1	40-12
Score 59 or fewer points	0-9	3-7	1-6	0-7	3-8	3-7	1-9	2-7	13-60
Score 60-69 points	6-7	8-7	4-6	9-4	9-1	7-4	9-3	11-0	62-32
Score 70 or more points	5-3	2-5	13-2	10-5	14-0	16-2	12-0	14-0	86-17
Hold opp. to 50 or fewer points	3-0	3-0	4-0	1-0	7-0	3-2	4-0	7-0	32-2
Hold opp. to 51-60 points	3-4	5-1	6-2	9-2	12-1	12-3	12-4	11-3	71-20
Hold opp. to 61-70 points	3-2	5-5	5-3	7-4	5-5	10-1	4-7	7-3	46-30
Opp. scores 70-plus points	2-13	0-13	3-9	2-10	2-3	1-5	2-1	2-1	14-55
November	5-1	4-2	5-1	4-1	5-0	4-2	6-0	6-0	39-7
December	4-3	1-5	5-2	5-2	9-0	6-1	7-1	5-2	42-16
January	1-7	5-4	4-4	5-4	4-4	5-4	4-3	9-0	37-30
February	1-7	3-3	4-3	2-5	4-3	6-2	2-5	4-2	26-30
March	0-1	0-5	0-4	3-4	4-2	5-2	2-3	3-3	17-24
Monday	0-0	1-0	3-2	2-2	2-0	2-1	2-2	1-0	13-7
Tuesday	0-2	1-1	1-2	4-2	3-0	2-0	4-0	6-0	21-7
Wednesday	4-5	4-5	4-1	7-3	9-1	7-0	3-1	2-0	40-16
Thursday	0-1	0-2	3-0	1-2	3-1	3-1	1-3	5-1	16-11
Friday	1-0	1-1	0-1	0-0	1-0	4-1	1-2	2-1	10-6
Saturday	5-7	6-5	6-5	5-3	8-4	5-7	10-2	8-5	52-44
Sunday	1-4	0-5	1-3	0-4	0-3	3-1	2-1	2-0	9-21

## BEARCATS STARTING LINEUPS

Opponent	UC Starters
Carleton (EXH.)	Guyn, Kilpatrick, Thomas, Rubles, Jackson
Bellarmine (EXH.)	Guyn, Kilpatrick, Thomas, Rubles, Jackson
North Carolina Central	Guyn, Kilpatrick, Thomas, Rubles, Jackson
NC State	Guyn, Kilpatrick, Thomas, Rubles, Jackson
Appalachian State	Guyn, Kilpatrick, Thomas, Rubles, Jackson
Campbell	Guyn, Kilpatrick, Thomas, Rubles, Jackson
UMass Lowell	Guyn, Kilpatrick, Thomas, Rubles, Jackson
Kennesaw State	Guyn, Kilpatrick, Thomas, Rubles, Jackson
USC Upstate	Guyn, Kilpatrick, Thomas, Rubles, Jackson
at New Mexico	Guyn, Kilpatrick, Thomas, Rubles, Jackson
vs. Xavier	Guyn, Kilpatrick, Thomas, Rubles, Jackson
vs. Pittsburgh	Guyn, Kilpatrick, Thomas, Rubles, Jackson
Middle Tennessee	Guyn, Kilpatrick, Thomas, Rubles, Jackson
Chicago State	Guyn, Kilpatrick, Thomas, Rubles, Jackson
Nebraska	Guyn, Kilpatrick, Thomas, Rubles, Jackson
SMU	Guyn, Kilpatrick, Thomas, Rubles, Jackson
at Memphis	Guyn, Kilpatrick, Thomas, Rubles, Jackson
at Houston	Guyn, Kilpatrick, Thomas, Rubles, Jackson
Rutgers	Guyn, Kilpatrick, Thomas, Rubles, Jackson
Temple	Guyn, Kilpatrick, Thomas, Rubles, Jackson
at USF	Guyn, Kilpatrick, Thomas, Rubles, Jackson
UCF	Guyn, Kilpatrick, Thomas, Rubles, Jackson
at Temple	Guyn, Kilpatrick, Thomas, Rubles, Jackson
at Louisville	Guyn, Kilpatrick, Thomas, Rubles, Jackson
USF	Guyn, Kilpatrick, Thomas, Rubles, Jackson
UConn	Guyn, Kilpatrick, Thomas, Rubles, Jackson
at SMU	Guyn, Kilpatrick, Thomas, Rubles, Jackson
Houston	Guyn, Kilpatrick, Thomas, Rubles, Jackson
at UCF	Guyn, Kilpatrick, Thomas, Rubles, Jackson
Louisville	Guyn, Kilpatrick, Thomas, Rubles, Jackson
at UConn	Guyn, Kilpatrick, Thomas, Rubles, Jackson
Memphis	Guyn, Kilpatrick, Thomas, Rubles, Jackson
at Rutgers	Guyn, Kilpatrick, Thomas, Rubles, Jackson
vs. UCF	Guyn, Kilpatrick, Thomas, Rubles, Jackson
vs. UConn	Guyn, Kilpatrick, Thomas, Rubles, Jackson
vs. Harvard	Guyn, Kilpatrick, Thomas, Rubles, Jackson

## RECORD BY STARTING LINEUPS

UC Starters	Record
Guyn, Kilpatrick, Thomas, Rubles, Jackson	27-7



## SPECIALITY STATISTICS

Opponent	Result	In Paint	Off TO	2nd Chance	Fast Break	Bench
North Carolina Central		28	10	13	13	13
at Cincinnati	W, 74-61	26	18	19	4	23
NC State		22	15	13	4	14
at Cincinnati	W, 68-57	36	6	16	2	13
Appalachian State		30	12	11	12	20
at Cincinnati	W, 77-49	48	12	21	2	32
Campbell		20	10	8	10	8
at Cincinnati	W, 81-62	58	32	16	14	15
UMass Lowell		24	10	5	14	12
at Cincinnati	W, 79-49	46	31	14	12	24
Kennesaw State		28	8	11	2	34
at Cincinnati	W, 96-67	54	23	23	15	31
USC Upstate		30	12	16	12	12
at Cincinnati	W, 86-50	16	33	9	6	32
at New Mexico		34	15	10	7	10
Cincinnati	L, 54-63	24	19	11	4	21
vs. Xavier		18	14	6	6	23
Cincinnati	L, 47-64	10	15	4	6	13
vs. Pittsburgh		16	4	7	2	5
Cincinnati	W, 44-43	30	9	16	2	12
Middle Tennessee		12	18	13	4	23
at Cincinnati	W, 69-47	28	26	11	12	19
Chicago State		22	12	0	12	10
at Cincinnati	W, 102-62	42	17	29	12	38
Nebraska		14	6	9	7	8
at Cincinnati	W, 74-59	34	14	21	13	31
SMU		28	10	11	6	33
at Cincinnati	W, 65-57	26	16	11	6	17
at Memphis		34	20	10	16	20
Cincinnati	W, 69-57	34	17	14	8	23
at Houston		20	10	7	6	23
Cincinnati	W, 61-60	24	18	13	8	23
Rutgers		30	13	9	14	10
at Cincinnati	W, 71-51	26	13	6	9	29
Temple		28	13	14	4	3
at Cincinnati	W, 69-58	24	15	10	12	12
at USF		26	12	9	8	22
Cincinnati	W, 61-54	22	15	6	2	11
UCF		28	10	7	8	17
at Cincinnati	W, 59-51	32	22	11	4	18
at Temple		20	18	14	3	9
Cincinnati	W, 80-76	34	8	4	13	23
at Louisville		34	26	13	6	6
Cincinnati	W, 69-66	30	13	11	8	5
USF		28	11	2	6	20
Cincinnati	W, 50-45	18	17	9	4	2
UConn		20	9	4	2	4
at Cincinnati	W, 63-58	34	10	4	12	7
at SMU		34	24	10	11	35
at Cincinnati	L, 55-76	18	20	9	4	8
Houston		32	10	9	7	18
at Cincinnati	W, 73-62	36	17	18	12	5
at UCF		18	6	13	5	19
Cincinnati	W, 77-49	34	21	14	9	25
Louisville		34	14	6	8	15
at Cincinnati	L, 57-58	14	7	10	0	14
at UConn		16	20	2	8	10
Cincinnati	L, 45-51	14	4	8	5	6
Memphis		36	5	11	8	21
at Cincinnati	W, 97-84	42	20	11	14	18
at Rutgers		30	14	11	9	14
Cincinnati	W, 70-66	30	9	7	8	25
vs. UCF		30	16	7	2	9
Cincinnati	W, 61-58	30	15	2	12	14
vs. UConn		14	7	6	5	5
Cincinnati	L, 56-58	32	17	8	6	16
vs. Harvard		22	8	10	0	13
Cincinnati	L, 57-61	26	9	7	4	7
<b>Cincinnati Totals</b>		<b>932</b>	<b>578</b>	<b>403</b>	<b>267</b>	<b>615</b>
<b>Average</b>		<b>27.4</b>	<b>17.0</b>	<b>11.9</b>	<b>7.9</b>	<b>18.1</b>
<b>Opponents Totals</b>		<b>830</b>	<b>418</b>	<b>299</b>	<b>241</b>	<b>546</b>
<b>Average</b>		<b>24.4</b>	<b>12.3</b>	<b>8.8</b>	<b>7.1</b>	<b>16.1</b>

## OVERTIME RECORDS

<b>UC's Overall Record</b>	<b>52-51</b>
1 OT Games	43-43
2 OT Games	8-6
3 OT Games	0-1
4 OT Games	0-1
7 OT Games	1-0

## RECORDS IN OVERTIME GAMES

Home	25-17	.595
Schmidlapp Gym	3-4	.429
Schmidt Fieldhouse	0-1	.000
Music Hall	0-1	.000
Armory Fieldhouse	5-4	.556
Cincinnati Gardens	3-2	.600
U.S. Bank Arena	3-1	.750
Fifth Third Arena	12-4	.750
Away	16-27	.372
Neutral	10-7	.588

**Current Streak:** Won- 1

**Longest Winning Streak:** 5 (Tay Baker - 1966-67)

**Longest Losing Streak:** 4 (Bob Ruess, 1943 - John Weithe, 1950)

- On Dec. 21, 1981 Cincinnati and Bradley played an NCAA-record 7-overtime game which UC won, 75-73.
- Cincinnati has been involved in two of the five NCAA tournament championship games to go into overtime. The Bearcats defeated Ohio State, 70-65, in 1961 but lost to Loyola (Ill.), 60-58, in 1963.
- In 1966-67, Cincinnati played six overtime games, winning five.

## UC COACHES IN OVERTIME GAMES

Coach (Years)	No.	Record	Pct.
Bob Huggins (1989-2005)	25	14-11	.560
<b>Mick Cronin (2006-pres.)</b>	<b>17</b>	<b>9-8</b>	<b>.529</b>
Tay Baker (1965-72)	9	7-2	.778
Ed Jucker (1960-65)	9	4-5	.444
Ed Badger (1978-83)	8	3-5	.375
Tony Yates (1983-89)	7	2-5	.286
John Wiethe (1946-52)	5	1-4	.200
George Smith (1952-60)	4	3-1	.750
Gale Catlett (1972-78)	4	2-2	.500
Frank Rice (1928-32)	4	1-3	.250
Boyd Chambers (1918-28)	3	3-0	1.000
Clark Ballard (1939-42)	2	2-0	1.000
Andy Kennedy (2005-06)	2	1-1	.250
Tay Brown (1933-37)	2	0-2	.000
John Halliday (1932-33)	1	0-1	.000
Bob Ruess (1942-44)	1	0-1	.000
Walter Van Winkle (1937-39)	0	—	—
Ray Farnham (1944-46)	0	—	—

## OVERTIME GAMES IN MICK CRONIN ERA

1/20/07	W	UC 96, West Virginia 83	1	SC
2/28/07	W	UC 70, Seton Hall 67	1	SC
2/9/08	W	UC 72, Rutgers 68	1	SC
3/2/08	L	Providence 81, UC 79	1	A
12/20/08	W	UC 85, Eastern Kentucky 77	1	SC
2/7/09	W	UC 64, Georgetown 62	1	SC
3/7/09	L	Seton Hall 67, UC 63	1	SC
11/25/09	L	Gonzaga 61, UC 59	1	N
12/13/09	L	Xavier 83, UC 79	2	A
2/21/10	L	Marquette 79, UC 76	1	SC
2/19/11	W	UC 93, Providence 81	1	A
11/25/11	L	Marshall 73, UC 69	1	SC
1/21/12	L	West Virginia 77, UC 74	1	A
3/8/12	W	UC 72, Georgetown 70	2	N
1/19/13	W	UC 71, Marquette 69	1	SC
2/21/13	L	UConn 73, UC 66	1	A
3/9/13	W	UC 61, USF 53	1	SC

## THE LAST TIME...

## TEAM

## 100 Points by a Team

By UC	102 vs. Chicago State, 12/23/13
By Opponent	105 by UCLA (20T), 3/17/02

## 90-99 Points by a Team

By UC	97 vs. No. 20 Memphis, 3/6/14
By Opponent	95 at Marquette, 2/11/12

## 30-plus Point Win

By UC	40 (102-62) vs. Chicago State, 12/23/13
By Opponent	38 (89-51) vs. Notre Dame, 3/10/11

## 60 Percent Shooting by a Team

By UC	.632 vs. Campbell, 11/20/13
By Opponent	.674 vs. Pittsburgh, 2/14/09

## 50 Percent Shooting by a Team

By UC	.533 vs. No. 20 Memphis, 3/6/14
By Opponent	.533 vs. Houston, 2/15/14

## Cincinnati Played a Ranked Opponent

UC Win	97-84 vs. No. 20/20 Memphis, 3/6/14
UC Loss	58-56 vs. No. 21/21 UConn, 3/14/14

## Overtime Game

UC Win	61-53 vs. South Florida, 3/09/13
UC Loss	73-66 at Connecticut, 2/21/13

## Double Overtime Game

UC Win	72-70 (20T) vs. Georgetown, 3/8/12
UC Loss	83-79 (20T) at Xavier, 12/13/09

## Triple Overtime Game

UC Win	75-73 (70T*) vs. Bradley, 12/21/81
UC Loss	89-85 (40T) vs. Memphis, 1/31/81

\* - NCAA record.

## INDIVIDUAL

## 40 Points by a Player

By UC	41, Steve Logan vs. Southern Mississippi, 2/15/02
By Opponent	41, Dell Curry, Virginia Tech, 1985-86

## 30 Points by a Player

By UC	34, Sean Kilpatrick vs. No. 20 Memphis, 3/6/14
By Opponent	33, Dalton Pepper, at Temple, 1/26/14

## 20 Rebounds by a Player

By UC	20, Cedric McGowan vs. DePaul, 1/4/06
By Opponent	four times

## 15 Rebounds by a Player

By UC	16, Mike Williams, 12/20/08
By Opponent	15, Greg Monroe, vs. Georgetown, 3/6/10

## Two Players with 20 or More Points in Same Game

By UC	Sean Kilpatrick(34), Titus Rubles (24) vs. No. 20 Memphis, 3/6/14
By Opponent	Elijah Pittman (20), D.D. Scarver (20) vs. Marshall, 12/15/10

## Three Players with 10 or More Reb. in Same Game

By UC	Justin Jackson (13), Jermaine Sanders (13) & Sean Kilpatrick (10) vs. Chicago State, 12/23/13
-------	--

## Two Players with 10 or More Reb. in Same Game

By UC	Titus Rubles (11) and Justin Jackson (11) at Rutgers, 3/8/14
By Opponent	Jamarr Sanders (11) and Elijah Millsap (15) at UAB, 12/16/09

## 10 Assists by a Player

By UC	10, Cashmere Wright, vs. Marshall, 11/25/11
By Opponent	10, Chris Howard, at USF, 2/14/09

## Five Steals by a Player

By UC	5, Titus Rubles at SMU, 2/8/14
By Opponent	5, Greg Monroe, Georgetown, 2/7/09

## Five Blocked Shots by a Player

By UC	7, Justin Jackson, vs. UCF, 1/23/14
By Opponent	5, Hamady Ndiaye, vs. Rutgers, 3/9/10

## Double-Double by a UC Player

UC Win	Justin Jackson (10 pts., 11 rebs.) at Rutgers, 3/8/14
UC Loss	Justin Jackson (13 pts., 11 rebs.) vs. Harvard, 3/20/14

## Double-Doubles by Two UC Players

By UC	Justin Jackson (15 pts., 10 rebs.) & Titus Rubles (13 pts, 12 rebs) vs. Temple, 1/14/14 vs. Chicago State, 12/23/13
-------	--

## Double-Doubles by Three UC Players

By UC	Sean Kilpatrick (21 pts, 10 rebs), Justin Jackson (16 pts., 12 rebs.) & Jermaine Sanders (13 pts, 14 rebs) vs. Chicago State, 12/23/13
-------	--

## Triple-Double by a UC Player

By UC	Eric Hicks (22 pts., 12 rebs., 10 blks.) vs. Marquette, 1/7/06
-------	---

## UC Player Led Team in Points, Reb., Assists

By UC	Sean Kilpatrick (26 pts., 12 rebs., 6 asst.) vs. SMU, 1/1/13
-------	---

## A Player Won a Game in the Final Seconds

By UC	Titus Rubles putback with 4 seconds left UC defeats Pittsburgh 44-43, 12/17/13
By Opponent	Russ Smith jumper with 2.2 seconds left No. 11/5 Louisville defeats UC 58-57, 2/22/14

## Four Players Scored in Double Figures

By UC	Sean Kilpatrick (16), Troy Caupain (14), Shaquille Thomas (11) & Justin Jackson (11) vs. Rutgers, 1/11/14
-------	---

## Five Players Scored in Double Figures

By UC	Titus Rubles (13), Troy Caupain (13), Sean Kilpatrick (12), Shaquille Thomas (10) & Jermaine Sanders (10) vs. Appalachian State, 11/16/13
-------	---

## Six Players Scored in Double Figures

By UC	Sean Kilpatrick (21), Cashmere Wright (14), Dion Dixon (11), Jeremiah Davis (11), Justin Jackson (11), Ge'Lawn Guyn (11) vs. Chicago State, 12/23/11
-------	---

## Seven Players Scored in Double Figures

By UC	Sean Kilpatrick (21), Justin Jackson (19), Jermaine Sanders (14), Shaquille Thomas (14), Ge'Lawn Guyn (10), Troy Caupain (10) & Kevin Johnson (10) vs. Chicago State, 12/23/13
-------	---

## CRONIN ERA BESTS

## Most Points Scored

102 (W, 102-60)	vs. Miss. Valley St.	11/13/12
102 (W, 102-62)	vs. Chicago State	12/23/13
101 (W, 101-53)	vs. Ark.-Pine Bluff	12/21/11
101 (W, 101-70)	vs. Radford	12/17/11

## Most Points Scored (Half)

59 (W, 97-84)	vs. No. 20 Memphis	(2nd) 3/6/14
59 (W, 102-60)	vs. Miss. Valley St.	(2nd) 11/13/12
56 (W, 93-83)	vs. Notre Dame	(2nd) 2/4/09
56 (W, 92-72)	vs. Utah Valley	(1st) 12/11/10

## Highest FG Percentage

.632 (36-57)	vs. Campbell	11/20/13
.628 (27-43)	vs. St. John's	2/11/09
.603 (38-63)	vs. Radford	12/17/11

## Highest 3-Pt. Percentage

.600 (6-10)	vs. St. John's	2/11/09
.583 (7-12)	at Georgetown	1/27/07
.583 (14-24)	vs. Central Michigan	11/25/06

## Most Rebounds

69	vs. Chicago State	12/23/13
56	vs. North Carolina A&T	11/18/12
55	vs. Maryland Eastern Shore	12/8/12

## Most Assists

27	vs. Toledo	11/18/09
25	vs. Chicago State	12/23/13
24	vs. Maryland Eastern Shore	12/8/12
24	vs. Georgia Southern	12/14/10
24	vs. North Carolina A&T	11/18/12

## Most Blocked Shots

12	vs. Marquette	1/19/13
12	at DePaul	1/15/13
12	vs. North Carolina A&T	11/18/12
10	vs. Memphis	1/4/14
10	vs. Chicago State	12/23/13
10	vs. Wright State	12/22/12
10	vs. UT Martin	11/11/12
10	vs. Chicago State	12/23/11
10	vs. Alabama State	11/13/11
10	vs. Western Illinois	11/22/08

## Most Steals

23	vs. Ark.-Little Rock	12/6/12
16	vs. Ark.-Pine Bluff	12/21/11
15	vs. Ark.-Pine Bluff	12/22/09
15	vs. North Carolina A&T	11/18/12

## Most Forced Turnovers

32	vs. Ark.-Little Rock	12/6/12
32	vs. North Carolina State	12/23/06
29	vs. Ark.-Pine Bluff	12/21/11

## Fewest Points Allowed

34	vs. Dayton	11/27/10
39	vs. Howard	11/10/06
	at West Virginia	1/30/08
	vs. North Carolina A&T	11/18/12

## Fewest Points Allowed (Half)

13	vs. Marquette	1/19/13
14	vs. Alabama State	(1st) 11/13/11

## Lowest FG Percentage Allowed

.152 (10-66)	vs. North Carolina A&T	11/18/12
.200 (12-60)	vs. Dayton	11/27/10
.200 (10-50)	at West Virginia	1/30/08

## Lowest 3-Pt. FG Percentage Allowed

.000 (0-10)	at No. 24/22 Pittsburgh	12/31/12
.000 (0-4)	vs. Texas Southern	11/18/08
.045 (1-22)	at West Virginia	1/30/08
.063 (1-16)	vs. Providence	3/13/13
.091 (1-11)	vs. USF	2/2/14

## Biggest Win

54 (93-39)	vs. North Carolina A&T	11/18/12
49 (101-53)	vs. Ark.-Pine Bluff	12/21/11
45 (99-54)	vs. Georgia Southern	12/14/10
42 (102-62)	vs. Miss. Valley St.	11/13/12




**0** **DEREK COX**  
G » 6-3 » 186 » R-SR.  
MASON, OHIO




**1** **DESHAUN MORMAN**  
G » 6-3 » 190 » FR.  
RICHMOND, VA.




**2** **TITUS RUBLES**  
F » 6-7 » 220 » SR.  
DALLAS, TEXAS




**3** **SHAQUILLE THOMAS**  
F » 6-7 » 205 » R-SO.  
PATERSON, N.J.




**5** **JUSTIN JACKSON**  
F » 6-8 » 230 » SR.  
COCOA BEACH, FLA.




**10** **TROY CAUPAIN**  
G » 6-3 » 200 » FR.  
MIDLOTHIAN, VA.




**11** **JERMAINE LAWRENCE**  
F » 6-9 » 205 » FR.  
SPRINGFIELD GARDENS, N.Y.



**14** **GE'LAWN GUYN**  
G » 6-2 » 185 » JR.  
LEXINGTON, KY.



**15** **JERMAINE SANDERS**  
F » 6-5 » 210 » JR.  
FAR ROCKAWAY, N.J.



**23** **SEAN KILPATRICK**  
G » 6-4 » 210 » R-SR.  
YONKERS, N.Y.



**25** **KEVIN JOHNSON**  
G » 6-2 » 180 » FR.  
CINCINNATI, OHIO



**32** **JAMAREE STRICKLAND**  
C » 6-10 » 270 » FR.  
OAKLAND, CALIF.



**33** **DAVID NYARSUK**  
C » 7-1 » 250 » SR.  
JUBA, SOUTH SUDAN



**45** **ZACK TOBLER**  
F » 6-5 » 215 » FR.  
FORT MITCHELL, KY.



**MICK CRONIN**  
HEAD COACH



**LARRY DAVIS**  
ASSOCIATE HEAD COACH



**DARREN SAVINO**  
ASSISTANT COACH



**ANTWON JACKSON**  
ASSISTANT COACH

CINCINNATI PLAYER SEASON & CAREER HIGHS

#0 - DEREK COX

2013-14 Season		Career
0	Pts	0
1 vs. Middle Tennessee, 12/21/13	FG Atts	1 vs. Middle Tennessee, 12/21/13
0	FG Made	0
0	3PT-FG Atts	0
0	3PT-FG Made	0
1 vs. Middle Tennessee, 12/21/13	Rebs	1 vs. Middle Tennessee, 12/21/13
0	Assts	0
0	Stls	0
0	Blks	0
1 vs. Middle Tennessee, 12/21/13	Mins	1 vs. Middle Tennessee, 12/21/13

#2 - TITUS RUBLES

2013-14 Season		Career
24 vs. Memphis, 3/6/14	Pts	24 vs. Memphis, 3/6/14
13 vs. Memphis, 3/6/14	FG Atts	14 vs. Alabama, 12/1/12
9 vs. Memphis, 3/6/14	FG Made	9 vs. Memphis, 3/6/14
1, 3x (last at USF, 2/19/14)	3PT-FG Atts	6 vs. St. John's, 1/5/13
0	3PT-FG Made	3 vs. St. John's, 1/5/13
14 vs. Louisville, 2/22/14	Rebs	14 vs. Louisville, 2/22/14
5, 3x (last at USF, 1/18/14)	Assts	5, 6x (last at USF, 1/18/14)
5 at SMU 2/8/14	Stls	5 at SMU 2/8/14
4 vs. UCF, 3/13/14	Blks	4 vs. UCF, 3/13/14
38 at UConn, 3/1/14	Mins	38 at UConn, 3/1/14

#3 - SHAQUILLE THOMAS

2013-14 Season		Career
15 at Temple, 1/26/14	Pts	15 at Temple, 1/26/14
10 vs. Houston, 2/15/14	FG Atts	10 vs. Houston, 2/15/14
7 at Temple, 1/26/14	FG Made	7 at Temple, 1/26/14
3 vs. Xavier, 12/14/13	3PT-FG Atts	3 vs. Xavier, 12/14/13
2 vs. Xavier, 12/14/13	3PT-FG Made	2 vs. Xavier, 12/14/13
7 vs. App State, 11/16/13	Rebs	8 vs. Providence, 3/13/13
5, 2x (last vs. UCF, 1/23/14)	Assts	5, 2x (last vs. UCF, 1/23/14)
3, 2x (last at Memphis, 1/4/14)	Stls	3 USC Upstate, 12/2/13
2 vs. Harvard, 3/20/14	Blks	2 vs. Harvard, 3/20/14
35 vs. Xavier (12/14/13)	Mins	35 vs. Xavier (12/14/13)

#5 - JUSTIN JACKSON

2013-14 Season		Career
19, 2x (last vs. Chicago State, 12/23/13)	Pts	19, 2x (last vs. Chicago State, 12/23/13)
15 vs. Harvard, 3/20/14	FG Atts	15 vs. Harvard, 3/20/14
9, 2x (last vs. Chicago State, 12/23/13)	FG Made	9, 2x (last vs. Chicago State, 12/23/13)
0	3PT-FG Atts	3 vs. Wright State, 12/22/12
0	3PT-FG Made	1, 2x (last vs. UMES, 12/8/12)
13 vs. Chicago State, 12/23/13	Rebs	13 vs. Chicago State, 12/23/13
4 at Houston, 1/7/14	Assts	4, 6x (last at Houston, 1/7/14)
5 vs. SMU, 1/1/14	Stls	5 vs. SMU, 1/1/14
7, 2x (last vs. UCF, 1/23/14)	Blks	7, 3x (last vs. UCF, 1/23/14)
40 vs. UConn, 3/14/14	Mins	40 vs. UConn, 3/14/14

#10 - TROY CAUPAIN

2013-14 Season		Career
15 vs. USC Upstate, 12/2/13	Pts	15 vs. USC Upstate, 12/2/13
8, 2x (last vs. Xavier, 12/14/13)	FG Atts	8, 2x (last vs. Xavier, 12/14/13)
5, 2x (last vs. Rutgers 1/11/14)	FG Made	5, 2x (last vs. Rutgers 1/11/14)
5 vs. USC Upstate, 12/2/13	3PT-FG Atts	5 vs. USC Upstate, 12/2/13
3 vs. USC Upstate, 12/2/13	3PT-FG Made	3 vs. USC Upstate, 12/2/13
6 at USF, 1/18/14	Rebs	6 at USF, 1/18/14
9 at Temple, 1/26/14	Assts	9 at Temple, 1/26/14
3 at Memphis, 1/4/14	Stls	3 at Memphis, 1/4/14
1, 2x (last vs. UCF, 3/13/14)	Blks	1, 2x (last vs. UCF, 3/13/14)
26 vs. App State, 11/16/13	Mins	26 vs. App State, 11/16/13

#11 - JERMAINE LAWRENCE

2013-14 Season		Career
9 vs. Kennesaw State, 11/29/13	Pts	9 vs. Kennesaw State, 11/29/13
8 vs. Kennesaw State, 11/29/13	FG Atts	8 vs. Kennesaw State, 11/29/13
4, 2x (last vs. Kennesaw State, 11/29/13)	FG Made	4, 2x (last vs. Kennesaw State, 11/29/13)
0	3PT-FG Atts	0
0	3PT-FG Made	0
8 vs. NC State, 11/12/13	Rebs	8 vs. NC State, 11/12/13
3 vs. Chicago State, 12/23/13	Assts	3 vs. Chicago State, 12/23/13
2, 2x (last vs. UMass Lowell, 11/26/13)	Stls	2, 2x (last vs. UMass Lowell, 11/26/13)
2, 4x (last vs. Louisville, 2/22/14)	Blks	2, 4x (last vs. Louisville, 2/22/14)
23 vs. Kennesaw State, 11/29/13	Mins	23 vs. Kennesaw State, 11/29/13

#14 - GE'LAWN GUYN

2013-14 Season		Career
15 vs. USC Upstate, 12/2/13	Pts	15 vs. USC Upstate, 12/2/13
10 vs. Chicago State, 12/23/13	FG Atts	10 vs. Chicago State, 12/23/13
4, 2x (last vs. Chicago State, 12/23/13)	FG Made	4, 2x (last vs. Chicago State, 12/23/13)
7 at Houston, 1/7/14	3PT-FG Atts	7 at Houston, 1/7/14
3 vs. USC Upstate, 12/2/13	3PT-FG Made	3 vs. USC Upstate, 12/2/13
5 vs. UConn, 2/6/14	Rebs	5 vs. UConn, 2/6/14
4 vs. UConn, 2/6/14	Assts	7 vs. Chicago State, 12/23/11
3 vs. UCF, 1/23/14	Stls	3, 2x (last vs. UCF, 1/23/14)
1, 6x (last vs. Memphis, 3/6/14)	Blks	2 vs. UT Martin, 11/11/12
28 vs. UConn, 2/6/14	Mins	30 vs. Marquette, 1/19/13

#15 - JERMAINE SANDERS

2013-14 Season		Career
14 vs. Chicago State, 12/23/13	Pts	14 vs. Chicago State, 12/23/13
10 vs. Chicago State, 12/23/13	FG Atts	10 vs. Chicago State, 12/23/13
5 vs. Chicago State, 12/23/13	FG Made	5 vs. Chicago State, 12/23/13
6, 2x (last vs. Chicago State, 12/23/13)	3PT-FG Atts	6, 2x (last vs. Chicago State, 12/23/13)
3, 4x (last vs. UConn 3/14/14)	3PT-FG Made	3, 4x (last vs. UConn 3/14/14)
13 vs. Chicago State, 12/23/13	Rebs	13 vs. Chicago State, 12/23/13
3, 2x (last vs. Memphis, 3/6/14)	Assts	3, 4x (last vs. Memphis, 3/6/14)
3 vs. Kennesaw State, 11/29/13	Stls	3 vs. Kennesaw State, 11/29/13
2 at USF, 1/18/14	Blks	2 at USF, 1/18/14
31, 2x (last at Houston, 1/7/14)	Mins	31, 2x (last at Houston, 1/7/14)

#23 - SEAN KILPATRICK

2013-14 Season		Career
34 vs. Memphis, 3/6/14	Pts	36 vs. Marquette, 1/19/13
26 vs. Louisville, 2/22/14	FG Atts	27 vs. Xavier, 12/19/12
11 vs. Memphis, 3/6/14	FG Made	11, 2x (last vs. Memphis, 3/6/14)
14 vs. Louisville, 2/22/14	3PT-FG Atts	15, 3x (last at Seton Hall, 2/2/13)
6, 3x (last at UCF, 2/19/14)	3PT-FG Made	8 vs. N.C. A&T, 11/18/12
12 vs. UConn, 2/6/14	Rebs	12 vs. UConn, 2/6/14
7 vs. USC Upstate, 12/2/13	Assts	7 vs. USC Upstate, 12/2/13
4 vs. UConn, 3/14/14	Stls	6 vs. Arkansas-Pine Bluff, 12/21/11
1 at Temple, 1/26/14	Blks	2, 2x (last at Pittsburgh, 12/31/12)
40, 3x (last vs. UConn, 3/14/14)	Mins	45 vs. Marshall, 11/25/11

#25 - KEVIN JOHNSON

2013-14 Season		Career
11 vs. Nebraska, 12/28/13	Pts	11 vs. Nebraska, 12/28/13
10 vs. Chicago State, 12/23/13	FG Atts	10 vs. Chicago State, 12/23/13
4, 2x (last vs. Nebraska, 12/28/13)	FG Made	4, 2x (last vs. Nebraska, 12/28/13)
6 vs. Chicago State, 12/23/13	3PT-FG Atts	6 vs. Chicago State, 12/23/13
2, 2x (last vs. UCF, 3/13/14)	3PT-FG Made	2, 2x (last vs. UCF, 3/13/14)
4 vs. Nebraska, 12/28/13	Rebs	4 vs. Nebraska, 12/28/13
3, 2x (last at UCF, 2/19/14)	Assts	3, 2x (last at UCF, 2/19/14)
2 vs. UCF, 3/13/14	Stls	2 vs. UCF, 3/13/14
1, 4x (last vs. Memphis, 3/6/14)	Blks	1, 4x (last vs. Memphis, 3/6/14)
22 vs. Xavier, 12/14/13	Mins	22 vs. Xavier, 12/14/13

#33 - DAVID NYARSUK

2013-14 Season		Career
5 at UCF, 2/19/14	Pts	12 vs. Arkansas Little-Rock, 12/6/12
4 at Temple, 1/26/14	FG Atts	6, 3x (last vs. Arkansas Little-Rock, 12/6/12)
2, 4x (last at UCF, 2/19/14)	FG Made	5 vs. Arkansas-Little Rock, 12/6/12
0	3PT-FG Atts	0
0	3PT-FG Made	0
4, 2x (last vs. Chicago State, 12/23/13)	Rebs	6, 4x (last vs. UConn, 3/2/13)
2 vs. Kennesaw State, 11/29/13	Assts	2, 2x (last vs. Kennesaw State, 11/29/13)
1, 2x (last at UCF, 2/19/14)	Stls	1, 4x (last at UCF, 2/19/14)
3 at Houston, 1/7/14	Blks	5 vs. N.C. A&T, 11/18/12
20 at Temple, 1/26/14	Mins	24 vs. UT Martin, 11/11/12

#45 - ZACK TOBLER

2013-14 Season		Career
0	Pts	0
1, 4x (last vs. Chicago State, 12/23/13)	FG Atts	1, 4x (last vs. Chicago State, 12/23/13)
0	FG Made	0
1, 2x (last vs. Chicago State, 12/23/13)	3PT-FG Atts	1, 2x (last vs. Chicago State, 12/23/13)
0	3PT-FG Made	0
1, 2x (last vs. Middle Tennessee, 12/21/13)	Rebs	1, 2x (last vs. Middle Tennessee, 12/21/13)
0	Assts	0
0	Stls	0
0	Blks	0
4 vs. USC Upstate, 12/2/13	Mins	4 vs. USC Upstate, 12/2/13





## DEREK COX

R-SR.-HS. • G • 6-3 • 186

MASON, OHIO

MASON HIGH SCHOOL

0

**2013-14 Season (R-Senior):** Played in three games without a start, averaging 0.0 points and 0.3 rebounds in 0.7 minutes ... saw action in win over UCF (1/23) ... made his debut against Middle Tennessee (12/21), grabbing a rebound ... joined the team as a walk-on in mid-December.

**Sports at Cincinnati:** Participated in two other varsity sports at UC ... redshirted his freshman season as a preferred walk-on with the baseball team (2010) and appeared in two games out of the bullpen as a freshman (2011), totaling two innings pitched, three hits, three earned runs, three walks and one strikeout ... did not play baseball but went through spring football in 2012 ... served on the practice squad on the football team in 2012 and during the current season with the Bearcats ... named 2012 BIG EAST Conference All-Academic Team.

**Prior to Cincinnati:** Played the second half of an injury-shortened senior season (2008-09) in basketball at Mason High School, averaging nine points and five rebounds ... helped team to sectional championship and district runner-up finish while averaging 15 points in playoff action as a senior ... lettered in football, basketball and baseball as a junior and senior ... played safety on the football team ... named to East-West baseball game in 2009.

**Personal:** Derek Towson Cox ... born Jan. 17, 1991 in Cincinnati, Ohio ... son of Adrienne and Terry Cox ... has one younger sister, Madeline.

## COX'S SEASON & CAREER HIGHS

2013-14 Season		Career
0	Pts	0
1 vs. Middle Tennessee, 12/21/13	FG Atts	1 vs. Middle Tennessee, 12/21/13
0	FG Made	0
0	3PT-FG Atts	0
0	3PT-FG Made	0
1 vs. Middle Tennessee, 12/21/13	Rebs	1 vs. Middle Tennessee, 12/21/13
0	Assts	0
0	Stls	0
0	Blks	0
1 vs. Middle Tennessee, 12/21/13	Mins	1 vs. Middle Tennessee, 12/21/13

## COX'S MISCELLANEOUS STATISTICS

Category	2013-14	Career
Double-Figure Scoring Games	0	0
Double-Figure Rebounding Games	0	0
Double-Double Games	0	0
20-Point Scoring Games	0	0
Games Led UC in Scoring	0	0
Games Led UC in Rebounding	0	0
Games Led UC in Assists	0	0
Games With 3+ Assists	0	0
Games With 3+ Blocks	0	0
Games With 3+ Steals	0	0
Games With 3+ Three-Pointers	0	0


## GAME-BY-GAME STATISTICS

### 2013-14 (SENIOR SEASON)

Opponent	Date	gs	min	Total		3-Pointers		Free throws		Rebounds				pf	a	tlo	blk	stl	pts	avg
				fg-fga	pct	3fg-fga	pct	ft-fa	pct	off	def	tot	avg							
MIDDLE TENNESSEE	12/21/13	1		0-1	.000	0-0	.000	0-0	.000	0	1	1	1.0	0	0	0	0	0	0	0.0
UCF	1/23/14	1		0-0	.000	0-0	.000	0-0	.000	0	0	0	0.5	0	0	0	0	0	0	0.0
MEMPHIS	03/06/14	0		0-0	.000	0-0	.000	0-0	.000	0	0	0	0.3	0	0	0	0	0	0	0.0
Totals		0	2	0-1	.000	0-0	.000	0-0	.000	0	1	1	0.3	0	0	0	0	0	0	0.0

## COX'S CAREER STATISTICS

			Total		3-Point		F-Throws		Rebounds											Scoring	
Season	gp-gs	min/avg	fg-fga	pct	fg-fga	pct	ft-fita	pct	off	def	tot	avg	pf	fo	ast	to	blk	stl	pts	avg	
2013-14	3-0	2/0.7	0-1	.000	0-0	.000	0-0	.000	0	1	1	0.3	0	0	0	0	0	0	0	0.0	
TOTAL	3-0	2/0.7	0-1	.000	0-0	.000	0-0	.000	0	1	1	0.3	0	0	0	0	0	0	0	0.0	



# DESHAUN MORMAN

FR. • G • 6-3 • 190

RICHMOND, VA.

FAITH BAPTIST CHRISTIAN (FLA.)

1

**2013-14 Season (Freshman):** Received a medical hardship for the year after a preseason foot injury.

**Prior to Cincinnati:** Averaged 14.3 points, 7.4 assists, 6.0 rebounds and 2.4 steals during his 2012-13 season at Faith Baptist Christian, a prep school in Bradenton, Fla. ... helped lead Coolidge High School in Washington, D.C., to the 2012 D.C. City Championship title while averaging 16.8 points, 7.3 rebounds and 5.6 assists ... tabbed First Team All-Metro by the Washington Post ... received honorable mention All-America accolades and was listed a Top 150 prospect by

Rivals.com ... named one of the five best players in the D.C. area according to DMV Elite Report and was tabbed a Mid-Atlantic first team honoree by the Mid-Atlantic Report.

**Personal:** Deshaun Lamar Morman ... born Feb. 26, 1994 in Richmond, Va. ... son of Cheryl and Andre Morman ... has one brother, Devin.

## MORMAN'S SEASON & CAREER HIGHS

2013-14 Season		Career
0	Pts	0
0	FG Atts	0
0	FG Made	0
0	3PT-FG Atts	0
0	3PT-FG Made	0
0	Rebs	0
0	Assts	0
0	Stls	0
0	Blks	0
0	Mins	0

## MORMAN'S MISCELLANEOUS STATISTICS

Category	2013-14	Career
Double-Figure Scoring Games	0	0
Double-Figure Rebounding Games	0	0
Double-Double Games	0	0
20-Point Scoring Games	0	0
Games Led UC in Scoring	0	0
Games Led UC in Rebounding	0	0
Games Led UC in Assists	0	0
Games With 3+ Assists	0	0
Games With 3+ Blocks	0	0
Games With 3+ Steals	0	0
Games With 3+ Three-Pointers	0	0

## GAME-BY-GAME STATISTICS

### 2013-14 (FRESHMAN SEASON)

## MORMAN'S CAREER STATISTICS



# TITUS RUBLES

SR • F • 6-7 • 220  
DALLAS, TEXAS  
BLINN COLLEGE

# 2

## • 2013-14 AAC Weekly Honor Roll selection (Nov. 18)

**Pronunciation:** Titus ROO-bulls

**2013-14 Season (Senior):** Started all 34 games, averaging career highs with 7.3 points and 6.8 rebounds in 29.0 minutes ... ranked second on the team in rebounds and third in points and assists (2.0) ... ranked ninth in the league in rebounds (6.8) for the year ... finished as one of five players in the conference to rank among the top 10 in both offensive rebounds (ninth at 2.5) and defensive rebounds (ninth at 4.3) ... ranked fifth in the conference in rebounds (7.4) during league play ... scored a career-high 24 points on 9-of-13 shooting from the field and 6-of-6 shooting from the foul line to go with five rebounds on Senior Day against Memphis (3/6) ... hit the game-winning basket with four seconds left as part of a six-point performance against Pittsburgh (12/17) in the Jimmy V Classic at Madison Square Garden ... named to the AAC Weekly Honor Roll on Nov. 18 after averaging 13.5 points, 7.0 rebounds and 2.0 assists in wins over N.C. State (11/12) and Appalachian State (11/16) ... grabbed a career-high 14 rebounds against Louisville (2/22) ... swiped a career-high five steals at SMU (2/8) ... posted a career-best four blocks against UCF in the quarterfinals of the AAC Championship (3/13) ... led UC in rebounding 10 times ... handed out three or more assists in 10 games ... grabbed 10 or more rebounds in six games.

**2012-13 Season (Junior):** Played in all 34 games with 12 starts, averaging 13.5 points and 5.9 rebounds in 21.8 minutes ... started nine of 18 BIG EAST games ... finished among the team leaders in rebounds (first at 5.9), assists (second at 2.0) and scoring (fourth at 5.9) ... ranked 16th in the BIG EAST in rebounding (5.9) ... led UC in rebounding in 13 games ... led the Bearcats in assists in eight games ... scored 14 points against St. John's (1/5) ... pulled down a career-high 11 rebounds at Rutgers (1/12) ... posted a double-double with 12 points and 10 rebounds, including 10-of-12 shooting from the free-throw line against Marquette (1/19) ... had 11 points on 5-of-12 shooting with eight rebounds against Creighton in the NCAA tournament second round.

**Prior to Cincinnati:** Considered by JucoJunction.com to be the No. 2 prospect in the country in the junior college ranks ... attended Blinn College, a community college in Brenham, Texas for the 2011-12 campaign ... earned NJCAA All-America honorable mention honors after averaging 14.5 points and a team-high 9.8 rebounds during the 2011-12 season ... shot 50 percent from the field, 72 percent from the free-throw line and swiped 51 steals ... tabbed a First Team All-Region XIV selection and all-conference honoree while leading the Buccaneers to a 27-7 record and the school's first appearance in the Region XIV Tournament title game - one game shy of competing in the NJCAA National Championship ... named a Region XIV All-Tournament First Team selection after averaging 11.5 points and a tournament-best 12.3 rebounds during the tournament ... attended Independence Community College in Independence, Kan., during the 2010-11 season ... earned freshman of the year, First Team All-Jayhawk Conference honors and first team all-region accolades while averaging 20.3 points and 12.3 rebounds ... prior to his stay at Independence, attended God's Academy in Grand Prairie, Texas for the 2008-09 and 2009-10 seasons... became the all-time leading rebounder, grabbing more than 600 boards ... averaged 16.8 points, 13.6 rebounds and 4.7 blocks during the 2009-10 season.

**Personal:** Titus Ocean Rubles ... born Aug. 4, 1991 in Dallas, Texas ... son of Barbara Rubles and Hosie Perkins ... has four brothers: Calvin, Sidney, Darrius and Nunu and one sister, Ashley.

## RUBLES' SEASON & CAREER HIGHS

2013-14 Season		Career
24 vs. Memphis, 3/6/14	Pts	24 vs. Memphis, 3/6/14
13 vs. Memphis, 3/6/14	FG Atts	14 vs. Alabama, 12/1/12
9 vs. Memphis, 3/6/14	FG Made	9 vs. Memphis, 3/6/14
1, 3x (last at UCF, 2/19/14)	3PT-FG Atts	6 vs. St. John's, 1/5/13
0	3PT-FG Made	3 vs. St. John's, 1/5/13
14 vs. Louisville, 2/22/14	Rebs	14 vs. Louisville, 2/22/14
5, 3x (last at USF, 1/18/14)	Assts	5, 6x (last at USF, 1/18/14)
5 at SMU 2/8/14	Stls	5 at SMU 2/8/14
4 vs. UCF, 3/13/14	Blks	4 vs. UCF, 3/13/14
38 at UConn, 3/1/14	Mins	38 at UConn, 3/1/14

## RUBLES' MISCELLANEOUS STATISTICS

Category	2013-14	Career
Double-Figure Scoring Games	7	14
Double-Figure Rebounding Games	6	9
Double-Double Games	1	2
20-Point Scoring Games	1	1
Games Led UC in Scoring	1	1
Games Led UC in Rebounding	10	24
Games Led UC in Assists	7	15
Games With 3+ Assists	10	20
Games With 3+ Blocks	4	4
Games With 3+ Steals	4	9
Games With 3+ Three-Pointers	0	1

## RUBLES' CAREER STATISTICS

			Total		3-Point		F-Throws		Rebounds											Scoring	
Season	gp-gs	min/avg	fg-fga	pct	fg-fga	pct	ft-fa	pct	off	def	tot	avg	pf	fo	ast	to	blk	stl	pts	avg	
2012-13	34-12	740/21.8	66-195	.338	4-43	.093	64-97	.660	58	141	199	5.9	78	1	67	64	9	38	200	5.9	
2013-14	34-34	985/29.0	83-205	.405	0-3	.000	83-108	.769	86	145	231	6.8	103	4	67	50	28	44	249	7.3	
TOTAL	68-46	1725/25.4	149-400	.373	4-46	.087	147-205	.717	144	286	430	6.3	181	5	134	114	37	82	449	6.6	

PLAYER GAME-BY-GAME STATISTICS

2 - TITUS RUBLES • F • 6-7 • 220 • SR. • DALLAS, TEXAS

2013-14 (SENIOR SEASON)

Opponent	Date	gs	min	Total		3-Pointers		Free throws		Rebounds				pf	a	tlo	blk	stl	pts	avg	
				fg-fga	pct	3fg-fga	pct	ft-fa	pct	off	def	tot	avg								
NORTH CAROLINA CENT	11/08/13	*	31	3-7	.429	0-0	.000	7-12	.583	3	5	8	8.0	3	0	3	1	3	13	13.0	
NC STATE	11/12/13	*	27	5-9	.556	0-0	.000	4-6	.667	3	4	7	7.5	3	2	0	1	0	14	13.5	
APPALACHIAN ST.	11/16/13	*	24	6-10	.600	0-0	.000	1-2	.500	5	2	7	7.3	3	2	3	1	2	13	13.3	
CAMPBELL	11/20/13	*	26	5-8	.625	0-0	.000	0-2	.000	1	3	4	6.5	3	4	2	0	3	10	12.5	
UMASS LOWELL	11/26/13	*	21	3-6	.500	0-0	.000	1-1	1.000	1	5	6	6.4	0	0	3	2	2	7	11.4	
KENNESAW ST.	11/29/13	*	21	3-7	.429	0-0	.000	8-8	1.000	2	3	5	6.2	2	1	0	0	2	14	11.8	
USC UPSTATE	12/03/13	*	25	1-5	.200	0-0	.000	5-6	.833	3	4	7	6.3	3	0	1	0	1	7	11.1	
at New Mexico	12/07/13	*	32	2-6	.333	0-0	.000	0-0	.000	4	2	6	6.3	5	1	0	0	2	4	10.3	
vs Xavier	12/14/13	*	24	0-6	.000	0-0	.000	3-4	.750	1	3	4	6.0	2	1	0	0	2	3	9.4	
vs Pittsburgh	12/17/13	*	30	3-9	.333	0-0	.000	0-0	.000	1	1	2	5.6	3	1	1	1	1	6	9.1	
MIDDLE TENNESSEE	12/21/13	*	21	1-5	.200	0-0	.000	2-3	.667	1	2	3	5.4	4	4	2	0	0	4	8.6	
CHICAGO STATE	12/23/13	*	25	0-3	.000	0-0	.000	0-0	.000	3	5	8	5.6	2	5	0	3	2	0	7.9	
NEBRASKA	12/28/13	*	30	2-4	.500	0-0	.000	0-0	.000	2	5	7	5.7	4	1	1	1	1	4	7.6	
SMU	1/1/14	*	15	2-6	.333	0-0	.000	2-3	.667	1	2	3	5.5	5	0	1	1	0	6	7.5	
at Memphis	1/4/14	*	26	1-6	.167	0-0	.000	0-1	.000	2	5	7	5.6	4	4	0	1	1	2	7.1	
at Houston	1/7/14	*	30	2-5	.400	0-0	.000	3-4	.750	5	5	10	5.9	5	3	1	3	2	7	7.1	
RUTGERS	1/11/14	*	33	1-2	.500	0-0	.000	2-2	1.000	1	9	10	6.1	4	5	3	1	1	4	6.9	
TEMPLE	1/14/14	*	34	3-7	.429	0-0	.000	7-7	1.000	5	7	12	6.4	4	2	4	1	1	13	7.3	
at USF	1/18/14	*	32	2-5	.400	0-0	.000	1-2	.500	1	3	4	6.3	1	5	5	3	0	5	7.2	
UCF	1/23/14	*	22	3-3	1.000	0-0	.000	3-6	.500	2	5	7	6.4	4	1	0	0	0	9	7.3	
at Temple	01/26/14	*	34	4-7	.571	0-0	.000	1-2	.500	2	4	6	6.3	3	4	2	1	1	9	7.3	
at Louisville	1/30/14	*	36	3-4	.750	0-0	.000	2-2	1.000	3	5	8	6.4	3	2	5	0	1	8	7.4	
USF	2/2/14	*	33	1-7	.143	0-1	.000	3-3	1.000	4	2	6	6.4	2	1	0	0	2	5	7.3	
UCONN	2/6/14	*	33	1-4	.250	0-0	.000	2-4	.500	2	3	5	6.3	3	2	1	0	1	4	7.1	
at SMU	02/08/14	*	33	2-5	.400	0-1	.000	4-4	1.000	2	3	5	6.3	2	1	2	1	5	8	7.2	
HOUSTON	2/15/14	*	32	4-5	.800	0-0	.000	0-0	.000	1	3	4	6.2	1	2	0	0	2	8	7.2	
at UCF	2/19/14	*	24	2-6	.333	0-1	.000	2-2	1.000	1	3	4	6.1	3	3	0	0	1	6	7.1	
LOUISVILLE	2/22/14	*	35	1-7	.143	0-0	.000	2-2	1.000	3	11	14	6.4	3	2	1	0	0	4	7.0	
at UConn	3/1/14	*	38	2-6	.333	0-0	.000	2-2	1.000	6	7	13	6.6	5	1	3	0	3	6	7.0	
MEMPHIS	03/06/14	*	37	9-13	.692	0-0	.000	6-6	1.000	2	3	5	6.6	4	1	0	1	1	24	7.6	
at Rutgers	03/08/14	*	31	0-2	.000	0-0	.000	4-4	1.000	1	10	11	6.7	2	3	1	1	0	4	7.5	
vs UCF	3/13/14	*	31	1-3	.333	0-0	.000	2-2	1.000	3	3	6	6.7	2	1	4	4	0	4	7.3	
vs UConn	3/14/14	*	28	2-8	.250	0-0	.000	1-2	.500	4	4	8	6.7	3	0	0	0	1	5	7.3	
vs Harvard	03/20/14	*	31	3-9	.333	0-0	.000	3-4	.750	5	4	9	6.8	3	2	1	0	0	9	7.3	
Totals			34	985	83-205	405	0-3	.000	83-108	.769	86	145	231	6.8	103	67	50	28	44	249	7.3

2012-13 (JUNIOR SEASON)

Opponent	Date	gs	min	Total		3-Pointers		Free throws		Rebounds				pf	a	tlo	blk	stl	pts	avg	
				fg-fga	pct	3fg-fga	pct	ft-fa	pct	off	def	tot	avg								
UT MARTIN	11/11/12		16	3-6	.500	0-1	.000	2-4	.500	3	4	7	7.0	1	4	3	0	0	8	8.0	
MISS. VALLEY ST.	11/13/12		20	3-6	.500	1-2	.500	1-3	.333	0	7	7	7.0	0	5	0	2	0	8	8.0	
NORTH CAROLINA A&T	11/18/12		18	2-5	.400	0-1	.000	2-4	.500	0	3	3	5.7	3	2	1	0	4	6	7.3	
CAMPBELL	11/20/12		19	2-3	.667	0-1	.000	1-2	.500	1	5	6	5.8	4	3	2	0	0	5	6.8	
vs Iowa State	11/23/12		27	4-10	.400	0-4	.000	2-3	.667	0	5	5	5.6	3	0	2	1	1	10	7.4	
vs Oregon	11/24/12		17	5-9	.556	0-1	.000	3-3	1.000	2	2	4	5.3	4	1	4	0	0	13	8.3	
ALABAMA	12/01/12		25	4-14	.286	0-2	.000	2-2	1.000	3	2	5	5.3	1	1	1	0	3	10	8.6	
UALR	12/6/12		17	2-7	.286	0-0	.000	2-2	1.000	0	2	2	4.9	3	2	1	0	2	6	8.3	
UMES	12/8/12		18	2-6	.333	0-3	.000	3-4	.750	3	7	10	5.4	1	4	2	0	1	7	8.1	
at Marshall	12/15/12		17	0-5	.000	0-0	.000	2-2	1.000	2	6	8	5.7	3	2	2	0	3	2	7.5	
vs Xavier	12/19/12		24	1-7	.143	0-4	.000	0-0	.000	3	6	9	6.0	2	1	2	1	1	2	7.0	
WRIGHT STATE	12/22/12		21	5-10	.500	0-1	.000	1-3	.333	3	6	9	6.3	4	3	4	0	2	11	7.3	
NEW MEXICO	12/27/12		15	1-6	.167	0-1	.000	0-0	.000	0	2	2	5.9	0	1	3	0	0	2	6.9	
at PITT	12/31/12		16	1-3	.333	0-0	.000	3-3	1.000	2	2	4	5.8	3	3	1	0	0	5	6.8	
ST. JOHN'S	1/5/13		22	4-8	.500	3-6	.500	3-6	.500	0	3	3	5.6	2	2	2	0	0	14	7.3	
NOTRE DAME	1/7/13	*	25	1-9	.111	0-3	.000	0-0	.000	1	6	7	5.7	2	5	1	0	0	2	6.9	
at Rutgers	1/12/13	*	26	2-5	.400	0-1	.000	3-6	.500	2	9	11	6.0	2	0	3	1	1	7	6.9	
at DePaul	01-15-13	*	21	0-1	.000	0-1	.000	2-4	.500	1	2	3	5.8	4	1	1	0	1	2	6.7	
MARQUETTE	1/19/13	*	35	1-8	.125	0-3	.000	10-12	.833	4	6	10	6.1	2	2	3	2	1	12	6.9	
at Syracuse	1/21/13	*	30	2-5	.400	0-1	.000	1-1	1.000	5	1	6	6.1	1	5	1	0	0	5	6.8	
RUTGERS	1/30/13		18	1-1	1.000	0-0	.000	4-6	.667	1	3	4	6.0	1	2	1	0	1	6	6.8	
at Seton Hall	2/21/13		20	0-1	.000	0-0	.000	2-2	1.000	0	6	6	6.0	2	1	1	0	1	2	6.6	
at Providence College	2/6/13		19	0-3	.000	0-0	.000	0-0	.000	2	2	4	5.9	1	1	1	0	0	0	6.3	
PITT	2/9/13		24	2-9	.222	0-1	.000	4-6	.800	3	5	8	6.0	3	1	0	0	1	8	6.4	
VILLANOVA	2/12/13	*	25	1-5	.200	0-0	.000	2-2	1.000	3	1	4	5.9	2	3	3	0	3	4	6.3	
GEORGETOWN	2/15/13		20	2-6	.333	0-0	.000	0-3	.000	1	2	3	5.8	3	1	2	0	1	4	6.2	
at UCONN	2/21/13		21	3-6	.500	0-0	.000	1-2	.500	3	2	5	5.7	5	0	1	0	1	7	6.2	
at Notre Dame	2-24-13		22	2-6	.333	0-1	.000	3-6	.500	1	6	7	5.8	2	1	0	1	1	7	6.3	
UCONN	03/02/13	*	17	2-5	.400	0-1	.000	0-0	.000	1	6	7	5.8	4	2	1	0	2	4	6.2	
at LOUISVILLE	3/4/13	*	23	0-2	.000	0-0	.000	2-2	1.000	1	8	9	5.9	1	4	8	0	0	2	6.0	
USF	3/9/13	*	29	2-4	.500	0-1	.000	0-0	.000	4	5	9	6.0	2	1	3	0	2	4	6.0	
vs Providence	3/13/13	*	24	1-2	.500	0-0	.000	0-0	.000	0	2	2	5.9	1	1	1	0	0	2	5.8	
vs Georgetown	3/14/13	*	19	0-0	.000	0-0	.000	2-4	.500	0	2	2	5.8	4	0	1	0	1	2	5.7	
vs Creighton	3/22/13	*	30	5-12	.417	0-3	.000	1-1	1.000	3	5	8	5.9	2	2	2	1	4	11	5.9	
Totals			12	740	66-195	.338	4-43	.093	64-97	.660	58	141	199	5.9	78	67	64	9	38	200	5.9





# SHAQUILLE THOMAS

**R-SO. • F • 6-7 • 205**  
**PATERSON, N.J.**  
**NIA PREP SCHOOL**

# 3

**2013-14 Season (R-Sophomore):** Started all 34 games, averaging 6.8 points and 2.8 rebounds in 22.9 minutes ... ranked second on the team in field-goal shooting (45.4 percent), making 89 of 196 attempts ... shot a team-best 57.9 percent (11 of 19) in UC's three postseason games ... scored in double figures in 11 games ... poured in a career-high 15 points on 7-of-9 shooting to go with four rebounds and two assists at Temple (1/26) ... tallied 14 points, making 6-of-7 free throws against Chicago State (12/23) ... scored 13 points with a pair of three-pointers against Xavier (12/14) ... had 10 points with four rebounds and three steals at Memphis (1/4) ... handed out a career-best five assists against UMass Lowell (11/26) and UCF (1/23) ... contributed 10 points and season-best seven rebounds against Appalachian State (11/16).

**2012-13 Season (R-Freshman):** Played in 33 games without a start, averaging 3.0 points and 2.2 rebounds in 10.8 minutes ... played in all 18 BIG EAST games ... scored a career-high 12 points on 6-of-9 shooting to go with four rebounds in 23 minutes against Creighton (3/22) in the NCAA tournament second round ... posted 11 points to

go with seven rebounds and three assists in 22 minutes against Maryland Eastern Shore (12/8) ... pulled down a career-high eight rebounds against Providence (3/13) in the second round of the BIG EAST Championship.

**2011-12 Season:** Redshirted.

**Prior to Cincinnati:** Played two seasons at NIA Prep in Newark, N.J., averaging 28 points and eight assists in 2010-2011 ... tabbed a four-star prospect by Rivals.com and Scout.com ... listed as the 81st-best player overall nationally by Rivals.com ... tabbed the 20th-best small forward in the country by Scout.com.

**Personal:** Shaquille Jamar Thomas ... born March 25, 1992 in Paterson, N.J. ... son of Amanda Thomas and Joseph Carson ... has a brother, Isaiah, and sister, Essence Carson, a forward/guard for the WNBA's New York Liberty ... nephew of long-time NBA veteran Tim Thomas.

## GAME-BY-GAME STATISTICS

### 2013-14 (R-SOPHOMORE SEASON)

Opponent	Date	gs	min	Total		3-Pointers		Free throws		Rebounds				pf	a	t/o	blk	stl	pts	avg
				fg-fga	pct	3fg-fga	pct	ft-fa	pct	off	def	tot	avg							
NORTH CAROLINA CENT	11/08/13	*	11	1-2	.500	0-0	.000	0-0	.000	2	3	5	5.0	2	0	3	0	0	2	2.0
NC STATE	11/12/13	*	25	2-4	.500	0-0	.000	2-3	.667	2	0	2	3.5	2	0	1	1	1	6	4.0
APPALACHIAN ST.	11/16/13	*	27	3-9	.333	0-0	.000	4-4	1.000	4	3	7	4.7	0	2	1	1	1	10	6.0
CAMPBELL	11/20/13	*	27	4-7	.571	0-0	.000	0-1	.000	1	1	2	4.0	0	2	3	0	1	8	6.5
UMASS LOWELL	11/26/13	*	24	3-7	.429	0-2	.000	1-2	.500	1	3	4	4.0	1	5	0	0	2	7	6.6
KENNESAW ST.	11/29/13	*	21	5-7	.714	1-1	1.000	0-0	.000	0	2	2	3.7	1	2	0	0	2	11	7.3
USC UPSTATE	12/03/13	*	20	1-4	.250	0-0	.000	2-2	1.000	1	1	2	3.4	2	0	0	0	3	4	6.9
at New Mexico	12/07/13	*	16	0-2	.000	0-0	.000	0-0	.000	0	2	2	3.3	2	1	1	1	1	0	6.0
vs Xavier	12/14/13	*	35	5-8	.625	2-3	.667	1-4	.250	1	0	1	3.0	1	1	1	1	1	13	6.8
vs Pittsburgh	12/17/13	*	20	0-4	.000	0-0	.000	0-0	.000	1	1	2	2.9	2	0	1	0	0	0	6.1
MIDDLE TENNESSEE	12/21/13	*	16	2-5	.400	0-1	.000	3-3	1.000	1	2	3	2.9	2	0	3	0	1	7	6.2
CHICAGO STATE	12/23/13	*	20	4-8	.500	0-2	.000	6-7	.857	0	1	1	2.8	1	2	0	0	1	14	6.8
NEBRASKA	12/28/13	*	17	1-4	.250	0-0	.000	1-2	.500	0	2	2	2.7	1	0	0	0	0	3	6.5
SMU	1/1/14	*	27	2-4	.500	0-0	.000	6-8	.750	0	1	1	2.6	1	0	1	0	0	10	6.8
at Memphis	1/4/14	*	30	4-9	.444	1-1	1.000	1-3	.333	3	1	4	2.7	2	0	0	1	3	7	7.0
at Houston	1/7/14	*	22	0-5	.000	0-1	.000	0-0	.000	0	1	3	4	2.8	3	1	2	0	0	6.6
RUTGERS	1/11/14	*	28	2-7	.286	1-2	.500	6-6	1.000	0	3	3	2.8	0	0	0	0	2	11	6.8
TEMPLE	1/14/14	*	24	2-3	.667	0-0	.000	0-0	.000	2	2	4	2.8	2	3	1	0	0	4	6.7
at USF	1/18/14	*	23	3-4	.750	0-0	.000	4-4	1.000	1	2	3	2.8	3	0	2	0	1	10	6.8
UCF	1/23/14	*	17	2-6	.333	0-0	.000	2-4	.500	3	2	5	3.0	3	5	2	0	1	6	6.8
at Temple	01/26/14	*	32	7-9	.778	0-1	.000	1-3	.333	1	3	4	3.0	5	2	1	1	0	15	7.2
at Louisville	1/30/14	*	29	4-5	.800	0-1	.000	3-4	.750	2	4	6	3.1	3	1	2	0	0	11	7.4
USF	2/2/14	*	23	1-6	.167	0-0	.000	0-0	.000	0	1	1	2.3	1	0	0	0	1	2	7.1
UCONN	2/6/14	*	19	2-3	.667	0-0	.000	0-0	.000	0	1	1	3.0	1	0	0	0	0	4	7.0
at SMU	02/08/14	*	24	2-5	.400	0-2	.000	1-2	.500	0	1	1	2.9	1	0	2	0	2	5	6.9
HOUSTON	2/15/14	*	28	5-10	.500	0-1	.000	1-2	.500	1	1	2	2.9	2	1	1	0	1	11	7.1
at UCF	2/19/14	*	24	4-8	.500	0-0	.000	0-0	.000	1	1	2	2.9	3	1	2	1	0	8	7.1
LOUISVILLE	2/22/14	*	21	0-4	.000	0-0	.000	0-0	.000	0	0	0	2.8	1	1	1	0	1	0	6.9
at UConn	3/1/14	*	25	3-7	.429	0-1	.000	2-6	.333	1	4	5	2.8	0	0	1	0	1	8	6.9
MEMPHIS	03/06/14	*	22	2-6	.333	0-0	.000	0-0	.000	1	1	2	2.8	2	0	0	1	0	4	6.8
at Rutgers	03/08/14	*	19	2-5	.400	0-0	.000	0-0	.000	0	2	2	2.8	2	0	1	1	1	4	6.7
vs UCF	3/13/14	*	18	3-6	.500	0-0	.000	2-4	.500	1	1	2	2.8	1	0	1	0	0	8	6.8
vs UConn	3/14/14	*	24	4-7	.571	0-0	.000	0-0	.000	4	1	5	2.8	1	2	1	1	0	8	6.8
vs Harvard	03/20/14	*	21	4-6	.667	0-0	.000	0-0	.000	0	1	1	2.8	2	0	1	2	1	8	6.8
Totals			34	779	89-196	.454	5-19	.263	49-74	.662	37	57	94	2.8	55	32	36	12	232	6.8

## THOMAS' SEASON & CAREER HIGHS

2013-14 Season		Career
15 at Temple, 1/26/14	Pts	15 at Temple, 1/26/14
10 vs. Houston, 2/15/14	FG Atts	10 vs. Houston, 2/15/14
7 at Temple, 1/26/14	FG Made	7 at Temple, 1/26/14
3 vs. Xavier, 12/14/13	3PT-FG Atts	3 vs. Xavier, 12/14/13
2 vs. Xavier, 12/14/13	3PT-FG Made	2 vs. Xavier, 12/14/13
7 vs. App State, 11/16/13	Rebs	8 vs. Providence, 3/13/13
5, 2x (last vs. UCF, 1/23/14)	Assts	5, 2x (last vs. UCF, 1/23/14)
3, 2x (last at Memphis, 1/4/14)	Stls	3 USC Upstate, 12/2/13
2 vs. Harvard, 3/20/14	Blks	2 vs. Harvard, 3/20/14
35 vs. Xavier (12/14/13)	Mins	35 vs. Xavier (12/14/13)

## THOMAS' MISCELLANEOUS STATISTICS

Category	2013-14	Career
Double-Figure Scoring Games	11	13
Double-Figure Rebounding Games	0	0
Double-Double Games	0	0
20-Point Scoring Games	0	0
Games Led UC in Scoring	0	0
Games Led UC in Rebounding	1	1
Games Led UC in Assists	2	3
Games With 3+ Assists	3	5
Games With 3+ Blocks	0	0
Games With 3+ Steals	2	2
Games With 3+ Three-Pointers	0	0

## GAME-BY-GAME STATISTICS

### 2012-13 (R-FRESHMAN SEASON)

Opponent	Date	gs	min	Total		3-Pointers		Free throws		Rebounds										
				fg-fga	pct	3fg-fga	pct	ft-fa	pct	off	def	tot	avg	pf	a	t/o	blk	stl	pts	avg
UT MARTIN	11/11/12		12	1-4	.250	0-0	.000	1-2	.500	0	1	1	1.0	1	0	1	0	0	3	3.0
MISS. VALLEY ST.	11/13/12		11	3-3	1.000	0-0	.000	0-0	.000	2	2	4	2.5	0	2	2	0	0	6	4.5
NORTH CAROLINA A&T	11/18/12		20	3-8	.375	0-1	.000	0-0	.000	1	3	4	3.0	1	3	0	0	0	6	5.0
CAMPBELL	11/20/12		6	0-0	.000	0-0	.000	0-0	.000	0	2	2	2.8	0	1	0	1	1	0	3.8
vs Iowa State	11/23/12		1	0-0	.000	0-0	.000	0-0	.000	0	0	0	2.2	0	0	0	0	0	0	3.0
vs Oregon	11/24/12		9	1-3	.333	0-0	.000	2-3	.667	2	1	3	2.3	1	0	0	0	0	2	3.2
UALR	12/6/12		12	1-4	.250	0-1	.000	0-0	.000	1	2	3	2.4	1	0	0	0	2	2	3.0
UMES	12/8/12		22	4-8	.500	0-1	.000	3-4	.750	3	4	7	3.0	0	3	0	0	1	11	4.0
at Marshall	12/15/12		13	3-4	.750	0-0	.000	2-4	.500	2	1	3	3.0	3	2	1	1	0	8	4.4
vs Xavier	12/19/12		10	1-2	.500	0-0	.000	0-0	.000	2	0	2	2.9	0	0	2	0	0	2	4.2
WRIGHT STATE	12/22/12		12	0-3	.000	0-0	.000	1-2	.500	1	1	2	2.8	0	0	0	0	0	1	3.9
NEW MEXICO	12/27/12		18	2-5	.400	1-1	1.000	0-0	.000	1	0	1	2.7	0	0	1	0	0	2	5.4
at PITT	12/31/12		7	1-2	.500	0-0	.000	0-2	.000	2	1	3	2.7	0	0	2	0	0	2	3.8
ST. JOHN'S	1/5/13		7	0-1	.000	0-0	.000	0-0	.000	1	0	1	2.6	0	0	0	0	0	0	3.6
NOTRE DAME	1/7/13		24	2-6	.333	1-2	.500	0-0	.000	1	2	3	2.6	1	2	0	1	0	5	3.7
at Rutgers	1/12/13		4	0-0	.000	0-0	.000	0-0	.000	0	0	0	2.4	0	0	0	0	0	1	3.4
at DePaul	01-15-13		10	2-3	.667	0-0	.000	0-0	.000	0	0	0	2.3	0	0	1	0	0	4	3.5
MARQUETTE	1/19/13		12	0-0	.000	0-0	.000	0-0	.000	0	2	2	2.3	1	0	0	0	0	0	3.3
at Syracuse	1/21/13		3	0-1	.000	0-0	.000	0-0	.000	0	0	0	2.2	0	0	0	0	0	0	3.1
RUTGERS	1/30/13		5	0-1	.000	0-0	.000	0-0	.000	0	0	0	2.1	0	0	0	0	0	0	3.0
at Seton Hall	2/2/13		5	0-1	.000	0-0	.000	0-0	.000	0	1	1	2.0	2	0	0	0	0	0	2.8
at Providence College	2/16/13		16	3-5	.600	0-0	.000	0-0	.000	2	2	4	2.4	2	1	0	1	1	6	3.0
PITT	2/9/13		9	1-3	.333	0-0	.000	0-0	.000	0	0	0	2.0	2	0	0	0	1	2	2.9
VILLANOVA	2/12/13		2	0-0	.000	0-0	.000	1-2	.500	0	0	0	1.9	0	0	0	0	1	1	2.8
GEORGETOWN	2/15/13		2	0-0	.000	0-0	.000	0-0	.000	0	0	0	1.8	0	0	0	0	0	0	2.7
at UCONN	2/21/13		10	0-2	.000	0-0	.000	2-2	1.000	1	2	3	1.9	0	1	0	1	0	2	2.7
at Notre Dame	2-24-13		20	3-6	.500	1-2	.500	0-0	.000	2	3	5	2.0	1	1	1	0	2	7	2.9
UCONN	03/02/13		8	0-4	.000	0-0	.000	0-0	.000	0	2	2	2.0	0	0	0	0	0	1	2.8
at LOUISVILLE	3/4/13		4	0-0	.000	0-0	.000	0-0	.000	0	0	0	1.9	0	0	1	1	0	0	2.7
USF	3/9/13		2	1-1	1.000	0-0	.000	0-0	.000	0	0	0	1.9	0	0	0	0	0	2	2.6
vs Providence	3/13/13		19	2-7	.286	0-0	.000	1-2	.500	4	4	8	2.1	0	1	1	1	0	5	2.7
vs Georgetown	3/14/13		18	2-5	.400	0-0	.000	0-1	.000	0	3	3	2.1	4	0	2	0	0	4	2.8
vs Creighton	3/22/13		23	6-9	.667	0-0	.000	0-3	.000	0	2	2	2.2	3	0	1	0	1	12	3.0
Totals		0	356	42-101	41.6	3-8	.375	13-27	.481	30	41	71	2.2	22	16	19	6	17	100	



# JUSTIN JACKSON

SR • F • 6-8 • 230

COCOA BEACH, FLA.

ARLINGTON COUNTRY DAY

# 5

- **2014 Second Team American Athletic Conference selection**
- **2014 NABC All-District 25 Second Team All-American**
- **First player in the nation this season to win conference player of the week honors for three consecutive weeks**
- **2013-14 AAC Player of the Week (Dec. 23, Dec. 30, Jan. 6)**
- **2013-14 AAC Weekly Honor Roll selection (Nov. 25)**
- **Ranks fourth in school history in career blocks**
- **Ranks third in school history in single-season blocks (2013-14)**

**2013-14 (Senior):** Started all 34 games, averaging career highs with 11.1 points, 7.3 rebounds and 2.9 blocks in 27.8 minutes ... started all 18 American Athletic Conference games, averaging 10.7 points, 6.6 rebounds and 2.7 blocks in 27.3 minutes ... chosen as the AAC Defensive Player of the Year and named a Second Team All-AAC selection by the league's coaches ... tabbed a Lefty Driesell Defensive All-American and named a finalist for the Lefty Driesell National Defensive Player of the Year Award ... selected a District 25 Second Team All-American ... finished the season ranked 12th in the nation with 99 blocks and 20th in the nation with 2.91 blocks per game ... finished third on UC's single-season blocks chart ... registered 219 career blocks - fourth most in school history ... ranked among the league leaders in blocks (first at 2.9), offensive rebounds (second at 3.2), rebounds (fourth at 7.3), field goal shooting (sixth at 53.2 percent) and steals (seventh at 1.6) ... named the AAC Player of the Week for three consecutive weeks from Dec. 23 through Jan. 6, averaging 15.3 points, 9.7 rebounds, 4.3 blocks, 2.2 steals and 2.2 assists while shooting 61.9 percent (39 of 63) during the stretch ... posted seven double-doubles on the season ... blocked three or more shots in 19 games ... scored in double figures in 25 of 33 games while grabbing 10 or more rebounds eight times ... recorded a career-high seven blocks in a pair of games: at Memphis (1/4) and against UCF (1/23) ... swiped a season-best five steals against SMU (1/1) ... posted a career-high 19 points twice against both Campbell (11/20) and Chicago State (12/23) ... registered a career-high 13 rebounds along with four blocks against Chicago State (12/23) ... had 15 points, 10 rebounds and six blocks against Temple (1/14) ... recorded 17 points, six rebounds, five blocks and five assists against SMU (1/1).

**2012-13 Season (Junior):** Played in 30 games with 22 starts, averaging 3.8 points and 5.1 rebounds in 18.8 minutes ... ranked eighth in the BIG EAST averaging 1.37 blocks ... finished second on the team with 41 blocks ... ranked among the team leaders in rebounding (third at 5.1), steals (fourth at 1.0) and assists (fifth with 1.5) ... led UC in blocks in eight games and rebounds in six games ... scored a season-high 10 points on 5-of-6 shooting at Marshall (12/15) ... scored seven points and grabbed a season-high 11 rebounds in the season opener against UT Martin (11/11) ... posted a season-high six blocks against Rutgers (1/30) ... recorded nine points, seven rebounds and three blocks against Maryland Eastern Shore (12/8).

**2011-12 Season (Sophomore):** Played in 37 games with 20 starts, averaging 5.1 points and 4.2 rebounds in 21.1 minutes ... led UC with 61 blocks and ranked fifth in the BIG EAST, averaging 1.7 blocks per game ... recorded seven blocks against Marquette (2/29) ... rejected at least three shots in 10 games during the season ... shot 52.0 percent from the field (77 of 148) ... scored in double figures in four games ... led UC in rebounding in five games ... handed out three or more assists in six games ... tallied eight points, six rebounds and four blocks against Ohio State (3/22) in the NCAA tournament east region semifinal ... recorded six blocks and three rebounds vs. Louisville (3/10) ... tallied eight points, seven rebounds, two steals and a block at USF (2/26) ... handed out four assists against Seton Hall (2/18) ... posted 10 points on 4-of-8 shooting with a league season-high eight rebounds in 16 minutes at Marquette (2/11) ... scored 14 points on 5-of-5 shooting to go with two blocks and two steals against DePaul (2/4) ... netted 11 points vs. Chicago State (12/23) ... scored 11 points with eight rebounds and three blocks at Wright State (12/14).

**2010-11 Season (Freshman):** Played in 35 games off the bench while averaging 2.5 points and 2.5 rebounds in 12.9 minutes ... shot 52.7 percent from the field (39 of 74) on the season... scored five or more points in six games ... grabbed four or more rebounds in 14 games ... had four points and two rebounds at Marquette (3/2) ... scored four points with four rebounds vs. Connecticut (2/27) ... posted six points, six rebounds and two blocks at Georgetown (2/23) ... had five points and four rebounds at Providence (2/19) ... had six rebounds, three steals a block and an assist vs. St. John's (2/13) ... posted eight points and added six rebounds at Pittsburgh (2/5) ... scored seven points and grabbed four rebounds vs. St. Francis (12/23) ... dished out three assists and recorded five rebounds against Georgia Southern (12/14) ... posted seven rebounds vs. Dayton (11/27) ... played 26 minutes in his collegiate debut vs. Mount St. Mary's (11/15) and grabbed four rebounds, made two assists and totaled three steals.

**Prior to Cincinnati:** Was ranked No. 92 among the ESPN.com 100 top recruits ... was the first player signed in the early signing period by UC ... is a power forward with strong defensive and rebounding skills ... played one season with UC teammate Kelvin Gaines at Arlington Country Day in Jacksonville, Fla. ... helped the Apaches to the FHSAA Class 2A finals and a record of 21-6 as a senior ... spent his junior season at Montverde Academy playing for Kevin Sutton where he posted 15.0 points, 12.3 rebounds, and 3.1 blocks per game ... named to the Florida Association of Basketball Coaches (FABC) and Florida Sports Writer's Association (FSWA) State All-Independent teams.

**Personal:** Full name is Justin LeShayne Jackson ... born Oct. 13, 1990 ... son of Shauna and Larry Jackson ... has two brothers, LaTray Green and Corbin Jackson, and a sister, Shaulya Murray.

## JACKSON'S CAREER STATISTICS

			Total		3-Point		F-Throws		Rebounds											Scoring	
Season	gp-gs	min/avg	fg-fga	pct	fg-fga	pct	ft-fa	pct	off	def	tot	avg	pf	fo	ast	to	blk	stl	pts	avg	
2010-11	35-0	452/12.9	39-74	.527	1-3	.333	10-33	.303	30	58	88	2.5	71	2	24	36	18	26	89	2.5	
2011-12	37-20	780/21.1	77-148	.520	0-7	.000	34-65	.523	72	84	156	4.2	116	7	39	55	61	33	188	5.1	
2012-13	30-22	564/18.8	46-110	.418	1-11	.091	22-43	.512	49	103	152	5.1	78	6	44	54	41	29	115	3.8	
2013-14	34-34	944/27.8	160-301	.532	0-0	.000	58-126	.460	110	137	247	7.3	104	2	59	67	99	55	378	11.1	
TOTAL	136-76	2740/20.1	322-633	.509	2-21	.095	124-267	.464	261	382	643	4.7	369	17	166	212	219	143	770	5.7	

2013-14 CINCINNATI BASKETBALL • SEASON RECAP

5 - JUSTIN JACKSON • F • 6-8 • 230 • SR. • COCOA BEACH, FLA.

GAME-BY-GAME STATISTICS

2013-14 (SENIOR SEASON)

Opponent	Date	gs	min	Total		3-Pointers		Free throws		Rebounds			pf	a	t/o	blk	stl	pts	avg		
				fg-fga	pct	3fg-fga	pct	ft-ftha	pct	off	def	tot									
NORTH CAROLINA CENT	11/08/13	*	21	4-5	.800	0-0	.000	0-0	.000	2	1	3	3	0	4	0	2	3	0	8.0	
NC STATE	11/12/13	*	25	4-8	.500	0-0	.000	2-4	.500	2	8	10	6	5	3	0	2	4	1	10.9	
APPALACHIAN ST.	11/16/13	*	19	4-9	.444	0-0	.000	0-2	.000	3	1	4	5	7	3	1	4	1	8	8.7	
CAMPBELL	11/20/13	*	29	9-12	.750	0-0	.000	1-3	.333	4	5	9	6	5	1	2	3	5	3	19.1	
UMASS LOWELL	11/26/13	*	24	5-13	.385	0-0	.000	3-5	.600	8	4	12	7	6	2	1	2	3	3	13.1	
KENNESAW ST.	11/29/13	*	24	5-12	.417	0-0	.000	1-2	.500	2	5	7	7	5	3	1	0	4	0	11.5	
USC UPSTATE	12/03/13	*	20	2-5	.400	0-0	.000	2-3	.667	1	1	2	6	7	2	3	2	0	2	6.0	
at New Mexico	12/07/13	*	27	3-10	.300	0-0	.000	4-4	1.000	3	3	6	6	6	4	0	1	3	0	10.6	
vs Xavier	12/14/13	*	28	0-1	.000	0-0	.000	1-2	.500	2	3	5	6	4	3	1	3	1	3	1.9	
vs Pittsburgh	12/17/13	*	32	6-8	.750	0-0	.000	0-0	.000	7	2	9	6	7	4	3	3	2	1	12.9	
MIDDLE TENNESSEE	12/21/13	*	35	7-8	.875	0-0	.000	2-7	.286	4	8	12	7	2	3	2	3	4	4	16.0	
CHICAGO STATE	12/23/13	*	25	9-14	.643	0-0	.000	1-4	.250	6	7	13	7	7	1	1	4	0	19	11.1	
NEBRASKA	12/28/13	*	31	6-14	.429	0-0	.000	3-5	.600	5	5	10	7	8	3	2	1	4	2	15.1	
SMU	1/1/14	*	34	5-9	.556	0-0	.000	7-10	.700	4	2	6	7	7	3	3	0	5	5	17.8	
at Memphis	1/4/14	*	31	6-10	.600	0-0	.000	1-2	.500	2	6	8	7	7	3	2	3	7	1	13.1	
at Houston	1/7/14	*	21	3-7	.429	0-0	.000	1-5	.200	2	3	5	7	6	4	4	2	1	1	7.1	
RUTGERS	1/11/14	*	20	4-5	.800	0-0	.000	3-6	.500	2	5	7	7	5	4	3	2	3	1	11.5	
TEMPLE	1/14/14	*	32	6-9	.667	0-0	.000	3-9	.333	5	10	17	7	5	1	3	6	2	15	11.7	
at USF	1/18/14	*	26	3-8	.375	0-0	.000	3-5	.600	3	2	5	7	5	2	2	2	1	3	9.1	
UCF	1/23/14	*	38	6-9	.667	0-0	.000	0-1	.000	1	1	2	7	3	4	3	7	4	12	11.6	
at Temple	01/26/14	*	6	0-1	.000	0-0	.000	1-2	.500	0	1	1	7	0	0	0	0	0	0	1.1	
at Louisville	1/30/14	*	37	5-8	.625	0-0	.000	1-1	1.000	4	5	9	7	0	2	3	2	2	11	11.1	
USF	2/2/14	*	36	6-8	.750	0-0	.000	3-4	.750	0	6	6	7	0	2	1	2	3	2	15.1	
UCONN	2/6/14	*	34	7-10	.700	0-0	.000	1-4	.250	2	4	6	7	0	4	0	0	2	15	11.4	
at SMU	02/08/14	*	26	4-6	.667	0-0	.000	2-3	.667	5	4	9	7	0	5	6	1	1	10	11.4	
HOUSTON	2/15/14	*	20	6-7	.857	0-0	.000	1-1	1.000	4	1	5	7	0	4	3	0	2	2	13.1	
at UCF	2/19/14	*	26	5-12	.417	0-0	.000	0-2	.000	3	4	7	7	0	2	1	2	4	3	10.1	
LOUISVILLE	2/22/14	*	22	2-5	.400	0-0	.000	4-4	1.000	4	3	7	7	0	3	1	1	0	1	8.1	
at UConn	3/1/14	*	24	0-3	.000	0-0	.000	3-6	.500	2	3	5	6	9	4	2	3	1	1	3.1	
MEMPHIS	03/06/14	*	30	6-13	.462	0-0	.000	1-4	.250	4	5	9	7	0	3	3	0	2	3	13.1	
at Rutgers	03/08/14	*	28	5-12	.417	0-0	.000	0-3	.000	3	8	11	7	1	4	2	2	1	1	10.1	
vs UCF	3/13/14	*	36	7-13	.538	0-0	.000	0-5	.000	1	7	8	7	1	4	3	3	4	1	14.1	
vs UConn	3/14/14	*	40	5-12	.417	0-0	.000	0-2	.000	4	4	8	7	2	3	1	2	0	10	11.1	
vs Harvard	03/20/14	*	37	5-15	.333	0-0	.000	3-6	.500	6	5	11	7	3	3	0	3	4	1	13.1	
Totals			34	944	160-301	.532	0-0	.000	58-126	.460	110	137	247	73	104	59	67	99	55	378	11.1

2012-13 (JUNIOR SEASON)

Opponent	Date	gs	min	Total		3-Pointers		Free throws		Rebounds			pf	a	t/o	blk	stl	pts	avg		
				fg	fga	pct	3fg	3fga	pct	ft	fta	pct								off	def
UT MARTIN	11/11/12	*	24	3-6	.500	0-1	.000	1-4	.250	3	8	11	11.0	2	2	5	1	2	7	7.0	
MISS. VALLEY ST.	11/13/12	*	15	2-3	.667	0-0	.000	1-2	.500	1	7	8	9.5	4	0	3	0	0	5	6.0	
NORTH CAROLINA A&T	11/18/12	*	16	3-6	.500	0-0	.000	0-0	.000	4	3	7	8.7	1	3	2	0	3	6	6.0	
CAMPBELL	12/02/12	*	13	1-4	.250	0-1	.000	0-0	.000	1	5	6	8.0	4	1	3	3	0	2	5.0	
vs Iowa State	11/23/12	*	17	2-5	.400	0-1	.000	0-0	.000	2	4	6	7.6	4	0	0	3	1	4	4.8	
vs Oregon	11/24/12	*	24	0-2	.000	0-0	.000	2-2	1.000	2	3	5	7.2	4	4	1	1	1	2	4.3	
ALABAMA	12/01/12	*	15	0-3	.000	0-2	.000	0-0	.000	0	2	2	6.4	1	1	1	4	1	0	3.7	
UALR	12/6/12	*	29	3-5	.600	0-1	.000	1-4	.250	2	2	4	6.1	1	4	1	0	4	7	4.1	
UMES	12/8/12	*	22	4-8	.500	1-2	.500	0-0	.000	2	5	7	6.2	0	2	3	3	1	9	4.7	
at Marshall	12/15/12	*	20	5-6	.833	0-0	.000	0-0	.000	1	0	1	5.7	3	3	1	0	3	10	5.2	
vs Xavier	12/19/12	*	18	0-0	.000	0-0	.000	0-0	.000	0	5	5	5.6	5	2	1	0	1	0	4.7	
WRIGHT STATE	12/22/12	*	26	4-10	.400	0-3	.000	1-2	.500	3	4	7	5.8	1	1	3	2	0	9	5.1	
NEW MEXICO	12/27/12	*	21	0-6	.000	0-0	.000	0-0	.000	3	5	8	5.9	0	1	0	1	3	0	4.3	
at PITT	12/31/12	*	20	1-3	.333	0-0	.000	2-2	1.000	1	2	3	5.7	2	0	0	1	1	4	4.6	
ST. JOHN'S	1/5/13	*	16	0-2	.000	0-0	.000	0-0	.000	0	1	1	5.4	4	0	2	0	0	0	4.3	
at Rutgers	1/12/13	*	24	2-4	.500	0-0	.000	2-4	.500	4	4	8	5.6	2	1	0	2	0	6	4.4	
at DePaul	01-15-13		12	0-0	.000	0-0	.000	2-2	1.000	1	3	4	5.5	3	1	2	1	0	2	4.3	
MARQUETTE	1/19/13	*	16	2-3	.667	0-0	.000	0-1	.000	1	2	3	5.3	0	0	1	1	0	4	4.3	
at Syracuse	1/21/13	*	14	1-3	.333	0-0	.000	2-2	1.000	1	4	5	5.3	0	1	1	0	0	4	4.3	
RUTGERS	1/30/13	*	26	3-8	.375	0-0	.000	1-2	.500	4	3	7	5.4	2	3	6	1	7	4.4		
at Seton Hall	2/2/13	*	20	1-1	1.000	0-0	.000	1-2	.500	2	3	5	5.4	1	4	2	1	3	3	4.3	
at Providence College	2/6/13	*	20	2-4	.500	0-0	.000	1-3	.333	1	8	9	5.5	5	4	3	0	0	5	4.4	
PITT	2/9/13	*	7	1-3	.333	0-0	.000	1-1	1.000	1	0	1	5.3	0	1	1	0	0	3	4.3	
VILLANOVA	2/12/13	*	21	0-0	.000	0-0	.000	0-0	.000	0	3	3	5.3	3	1	3	1	0	0	4.1	
GEORGETOWN	2/15/13	*	21	1-3	.333	0-0	.000	3-8	.375	5	3	8	5.4	2	2	3	1	5	4.2		
at UCONN	2/21/13	*	21	2-3	.667	0-0	.000	0-0	.000	0	3	3	5.3	5	1	3	1	0	4	4.2	
at Notre Dame	2-24-13		17	1-3	.333	0-0	.000	0-0	.000	1	1	2	5.1	5	0	2	2	0	2	4.1	
vs Providence	3/13/13	*	14	0-1	.000	0-0	.000	0-0	.000	1	4	5	5.1	2	1	2	1	1	0	3.9	
vs Georgetown	3/14/13	*	13	1-2	.500	0-0	.000	1-2	.500	1	3	4	5.1	2	0	0	1	0	3	3.9	
vs Creighton	3/22/13	*	22	1-3	.333	0-0	.000	0-0	.000	1	3	4	5.1	5	0	3	2	2	3	3.8	
Totals			22	564	46-110	.418	1-11	.091	22-43	.512	49	103	152	51	78	44	54	41	29	115	3.8

SEASON/CAREER HIGHS AND MISCELLANEOUS STATISTICS

JACKSON'S SEASON & CAREER HIGHS

2013-14 Season	Career
19, 2x (last vs. Chicago State, 12/23/13)	Pts 19, 2x (last vs. Chicago State, 12/23/13)
15 vs. Harvard, 3/20/14	FG Atts 15 vs. Harvard, 3/20/14
9, 2x (last vs. Chicago State, 12/23/13)	FG Made 9, 2x (last vs. Chicago State, 12/23/13)
0	3PT-FG Atts 3 vs. Wright State, 12/22/12
0	3PT-FG Made 1, 2x (last vs. UMES, 12/8/12)
13 vs. Chicago State, 12/23/13	Rebs 13 vs. Chicago State, 12/23/13
4 at Houston, 1/7/14	Asssts 4, 6x (last at Houston, 1/7/14)
5 vs. SMU, 1/1/14	Stls 5 vs. SMU, 1/1/14
7, 2x (last vs. UCF, 1/23/14)	Blks 7, 3x (last vs. UCF, 1/23/14)
40 vs. UConn, 3/14/14	Mins 40 vs. UConn, 3/14/14

2011-12 (SOPHOMORE SEASON)

Opponent	Date	gs
----------	------	----



# TROY CAUPAIN

FR. • G • 6-3 • 200  
MIDLOTHIAN, VA.  
COSBY HIGH SCHOOL

# 10

**Pronunciation:** co-PAIN

**2013-14 Season (Freshman):** Played in all 34 games without a start, averaging 5.4 points, 2.3 rebounds and 2.2 assists in 19.1 minutes ... ranked second on the team in free-throw shooting (78.4 percent) and assists (76) and third in three-point shooting (32.8 percent) ... produced a 2.04-to-1 assist-to-turnover ratio during conference play ... handed out a season-high nine assists with only two turnovers at Temple (1/26) ... dished out six assists with no turnovers at UCF (2/19) ... tallied a season-high 15 points with a trio of three-pointers and 6-of-6 shooting from the free-throw line against USC Upstate (12/3) ... scored 14 points on 5-of-6 shooting with two three-pointers against Rutgers (1/11) ... grabbed a season-best six rebounds at USF (1/18) ... scored in double figures five times and led the Bearcats in assists in nine games ... handed out three or more assists in 11 games.

**Prior to Cincinnati:** Played three seasons at Cosby High School in Midlothian, Va., where he finished as the school's leader in career rebounds (347) and assists (230) while ranking second in career points (1,449) ... averaged 26.0 points, 15.1 rebounds and 3.5 assists during his senior season, helping the Titans to a 26-6 record and a district championship ... scored a career-high 48 points against Matoaca High School as a senior ... named a two-time Dominican District player of the year ... tabbed the Central Region player of the year and earned first team all-state honors ... named a Top 50 shooting guard by 247Sports.com ... coached by Ron Carr.

**Personal:** Troy Caupain ... born Nov. 29, 1995 in New York, N.Y. ... son of Renee and Troy Caupain Sr.

## CAUPAIN'S SEASON & CAREER HIGHS

### 2013-14 Season

15 vs. USC Upstate, 12/2/13	Pts	15 vs. USC Upstate, 12/2/13
8, 2x (last vs. Xavier, 12/14/13)	FG Atts	8, 2x (last vs. Xavier, 12/14/13)
5, 2x (last vs. Rutgers 1/11/14)	FG Made	5, 2x (last vs. Rutgers 1/11/14)
5 vs. USC Upstate, 12/2/13	3PT-FG Atts	5 vs. USC Upstate, 12/2/13
3 vs. USC Upstate, 12/2/13	3PT-FG Made	3 vs. USC Upstate, 12/2/13
6 at USF, 1/18/14	Rebs	6 at USF, 1/18/14
9 at Temple, 1/26/14	Assts	9 at Temple, 1/26/14
3 at Memphis, 1/4/14	Stls	3 at Memphis, 1/4/14
1, 2x (last vs. UCF, 3/13/14)	Blks	1, 2x (last vs. UCF, 3/13/14)
26 vs. App State, 11/16/13	Mins	26 vs. App State, 11/16/13

### Career

## CAUPAIN'S MISCELLANEOUS STATISTICS

Category	2013-14	Career
Double-Figure Scoring Games	5	5
Double-Figure Rebounding Games	0	0
Double-Double Games	0	0
20-Point Scoring Games	0	0
Games Led UC in Scoring	1	1
Games Led UC in Rebounding	1	1
Games Led UC in Assists	9	9
Games With 3+ Assists	11	11
Games With 3+ Blocks	0	0
Games With 3+ Steals	1	1
Games With 3+ Three-Pointers	1	1

## GAME-BY-GAME STATISTICS


### 2013-14 (FRESHMAN SEASON)

Opponent	Date	gs	min	Total		3-Pointers		Free throws		Rebounds		pf	a	t/o	blk	stl	pts	avg			
				fg-fga	pct	3fg-3fga	pct	ft-fa	pct	off	def										
NORTH CAROLINA CENT	11/08/13	13	0-3	.000	0-1	.000	2-2	1.000	0	2	2	2	0	2	1	0	0	2	2.0		
NC STATE	11/12/13	19	0-3	.000	0-0	.000	5-6	.833	1	3	4	3	0	0	0	0	0	5	3.5		
APPALACHIAN ST.	11/16/13	26	5-6	.833	0-1	.000	3-3	1.000	1	3	4	3	3	2	4	2	0	1	13	6.7	
CAMPBELL	11/20/13	14	0-2	.000	0-0	.000	1-2	.500	0	1	1	2	8	0	1	0	0	1	1	5.3	
UMASS LOWELL	11/26/13	20	1-4	.250	0-1	.000	5-7	.714	2	1	3	2	8	1	1	2	0	2	7	5.6	
KENNESAW ST.	11/29/13	19	2-4	.500	0-0	.000	2-2	1.000	0	0	1	3	2	8	1	2	2	1	2	6	5.7
USC UPSTATE	12/03/13	21	3-8	.375	3-5	.600	6-6	1.000	0	2	2	2	7	0	5	1	0	1	15	7.0	
at New Mexico	12/07/13	21	4-7	.571	1-2	.500	2-2	1.000	0	0	0	2	4	1	1	1	0	2	11	7.5	
vs Xavier	12/14/13	25	2-8	.250	1-3	.333	0-1	.000	1	3	4	2	6	4	0	1	0	2	5	7.2	
vs Pittsburgh	12/17/13	18	1-1	1.000	1-1	1.000	1-2	.500	0	2	2	2	5	2	2	3	0	0	4	6.9	
MIDDLE TENNESSEE	12/21/13	19	1-2	.500	1-2	.500	1-2	.500	0	5	5	2	7	2	4	1	0	0	4	6.6	
CHICAGO STATE	12/23/13	16	4-7	.571	2-4	.500	0-0	.000	0	4	4	2	8	3	3	0	1	10	6.9		
NEBRASKA	12/28/13	24	2-4	.500	0-1	.000	1-2	.500	0	4	4	2	9	3	0	0	2	5	6.8		
SMU	1/1/14	24	2-5	.400	1-2	.500	2-2	1.000	0	1	1	2	8	1	2	0	0	1	7	6.8	
at Memphis	1/4/14	19	3-6	.500	1-2	.500	0-0	.000	0	3	3	2	8	1	5	1	0	3	7	6.8	
at Houston	1/7/14	22	2-6	.333	1-2	.500	1-3	.333	2	0	2	2	8	1	1	0	0	2	6	6.8	
RUTGERS	1/11/14	23	5-6	.833	2-3	.667	2-5	.400	0	2	2	2	7	3	1	4	0	0	14	7.2	
TEMPLE	1/14/14	17	0-3	.000	0-2	.000	2-2	1.000	0	0	0	2	6	3	5	0	0	1	2	6.9	
at USF	1/18/14	18	1-5	.200	1-3	.333	2-2	1.000	0	6	6	2	7	1	2	2	0	0	5	6.8	
UCF	1/23/14	23	2-7	.286	1-3	.333	1-2	.500	0	2	2	2	7	2	0	1	0	0	6	6.8	
at Temple	01/26/14	24	3-5	.600	0-2	.000	2-2	1.000	0	1	1	2	6	1	9	2	0	1	8	6.8	
at Louisville	1/30/14	22	0-5	.000	0-1	.000	0-0	.000	1	2	3	2	6	0	1	2	0	0	0	6.5	
USF	2/2/14	17	0-2	.000	0-1	.000	0-0	.000	0	2	2	2	6	0	2	0	0	1	0	6.2	
UCONN	2/6/14	12	1-3	.333	0-1	.000	0-0	.000	0	0	0	2	5	0	2	3	0	2	2	6.0	
at SMU	02/08/14	16	0-4	.000	0-4	.000	1-2	.500	0	1	1	2	4	3	2	2	0	0	1	5.8	
HOUSTON	2/15/14	12	0-3	.000	0-1	.000	2-2	1.000	1	2	3	2	5	2	0	0	0	1	2	5.7	
at UCF	2/19/14	19	2-2	1.000	1-1	1.000	0-0	.000	1	0	1	2	4	0	6	0	0	1	5	5.7	
LOUISVILLE	2/22/14	18	1-2	.500	0-0	.000	4-4	1.000	0	2	2	2	4	2	1	0	0	0	6	5.7	
at UConn	3/1/14	13	1-3	.333	1-3	.333	0-0	.000	0	1	1	2	3	0	0	3	0	0	3	5.6	
MEMPHIS	03/06/14	23	0-2	.000	0-2	.000	6-7	.857	0	4	4	2	4	2	2	1	0	1	6	5.6	
at Rutgers	03/08/14	18	3-4	.750	1-1	1.000	0-0	.000	0	2	2	2	4	0	4	1	0	0	7	5.6	
vs UCF	3/13/14	24	1-4	.250	0-1	.000	2-2	1.000	0	3	3	2	4	2	3	0	1	0	4	5.6	
vs UConn	3/14/14	8	1-3	.333	0-1	.000	0-0	.000	1	0	1	2	4	3	0	2	0	1	2	5.5	
vs Harvard	03/20/14	22	1-3	.333	0-1	.000	2-2	1.000	0	1	1	2	3	1	0	0	0	2	4	5.4	
Totals		0	649	54-142	.380	19-58	.328	58-74	.784	13	66	79	2.3	50	76	42	2	31	185	5.4	

## CAUPAIN'S CAREER STATISTICS

			Total		3-Point		F-Throws		Rebounds											Scoring	
Season	gp-gs	min/avg	fg-fga	pct	fg-fga	pct	ft-fa	pct	off	def	tot	avg	pf	fo	ast	to	blk	stl	pts	avg	
2013-14	34-0	649/19.1	54-142	.380	19-58	.328	58-74	.784	13	66	79	2.3	50	0	76	42	2	31	185	5.4	
TOTAL	34-0	649/19.1	54-142	.380	19-58	.328	58-74	.784	13	66	79	2.3	50	0	76	42	2	31	185	5.4	





# JERMAINE LAWRENCE

**FR. • F • 6-9 • 205**

SPRINGFIELD GARDENS, N.Y.

POPE JOHN XXIII HIGH SCHOOL (N.J.)

**11**

**2013-14 (Freshman):** Played in 26 games without a start, averaging 2.8 points and 2.9 rebounds in 15.1 minutes ... ranked third on the team with 16 blocks ... scored a season-high nine points against Kennesaw State (11/29) and grabbed a season-best eight rebounds against NC State (11/12) ... missed eight games from Jan. 7 through Feb. 2 due to a toe injury.

**Prior to Cincinnati:** Averaged 18.8 points, 13.0 rebounds and 6.4 blocks during his junior season at Pope John XXIII in Sparta, N.J. ... registered seven double-doubles and two triple-doubles, including 25 points, 15 rebounds and 15 blocks in the county championship game as a junior ... averaged 13.3 points and 7.5 rebounds with a pair of double-doubles in 11 games during an injury-shortened senior campaign ... listed among the nation's top

overall prospects according to multiple recruiting services, including Scout.com (19th), 247Sports.com (23rd), ESPN.com (25th) and Rivals.com (26th) ... tabbed a five-star prospect by Scout.com, Rivals.com and 247Sports.com ... ranked as the No. 2 overall prospect from New York by ESPN.com.

**Personal:** Jermaine Jerome Lawrence ... born Feb. 3, 1995 in Queens, New York ... son of Marcia and Christopher Lawrence ... has one sister (Joenielle) and one brother (Jason).

## LAWRENCE'S SEASON & CAREER HIGHS

### 2013-14 Season

9 vs. Kennesaw State, 11/29/13	Pts	9 vs. Kennesaw State, 11/29/13
8 vs. Kennesaw State, 11/29/13	FG Atts	8 vs. Kennesaw State, 11/29/13
4, 2x (last vs. Kennesaw State, 11/29/13)	FG Made	4, 2x (last vs. Kennesaw State, 11/29/13)
0	3PT-FG Atts	0
0	3PT-FG Made	0
8 vs. NC State, 11/12/13	Rebs	8 vs. NC State, 11/12/13
3 vs. Chicago State, 12/23/13	Assts	3 vs. Chicago State, 12/23/13
2, 2x (last vs. UMass Lowell, 11/26/13)	Stls	2, 2x (last vs. UMass Lowell, 11/26/13)
2, 4x (last vs. Louisville, 2/22/14)	Blks	2, 4x (last vs. Louisville, 2/22/14)
23 vs. Kennesaw State, 11/29/13	Mins	23 vs. Kennesaw State, 11/29/13

### Career

## LAWRENCE'S MISCELLANEOUS STATISTICS

Category	2013-14	Career
Double-Figure Scoring Games	0	0
Double-Figure Rebounding Games	0	0
Double-Double Games	0	0
20-Point Scoring Games	0	0
Games Led UC in Scoring	0	0
Games Led UC in Rebounding	0	0
Games Led UC in Assists	0	0
Games With 3+ Assists	1	1
Games With 3+ Blocks	0	0
Games With 3+ Steals	0	0
Games With 3+ Three-Pointers	0	0

## GAME-BY-GAME STATISTICS

### 2013-14 (FRESHMAN SEASON)

Opponent	Date	gs	min	Total		3-Pointers		Free throws		Rebounds										
				fg-fga	pct	3fg-fga	pct	ft-fa	pct	off	def	tot	avg	pf	a	to	blk	stl	pts	avg
NORTH CAROLINA CENT	11/08/13	17	14	250	0.0	0.0	4.5	.800	1	1	2	2.0	3	1	0	0	2	6	6.0	
NC STATE	11/12/13	16	24	500	0.0	0.0	0.0	.000	3	5	8	5.0	2	0	1	1	0	4	5.0	
APPALACHIAN ST.	11/16/13	22	26	333	0.0	0.0	1.3	.333	0	6	6	5.3	0	2	3	1	0	5	5.0	
CAMPBELL	11/20/13	18	44	1,000	0.0	0.0	0.2	.000	3	2	5	5.3	0	1	3	2	1	8	5.8	
UMASS LOWELL	11/26/13	13	15	200	0.0	0.0	0.0	.000	0	1	1	4.4	5	0	3	0	2	5	5.0	
KENNESAW ST.	11/29/13	23	48	500	0.0	0.0	1.2	.500	3	1	4	4.3	4	1	2	0	0	9	5.7	
USC UPSTATE	12/03/13	22	12	500	0.0	0.0	0.2	.000	1	3	4	4.3	3	1	1	2	1	2	5.1	
at New Mexico	12/07/13	13	14	250	0.0	0.0	0.0	.000	2	0	2	4.0	4	0	0	0	0	2	4.8	
vs Xavier	12/14/13	21	13	333	0.0	0.0	1.2	.500	0	2	2	3.8	2	1	0	0	0	3	4.6	
vs Pittsburgh	12/17/13	15	25	400	0.0	0.0	0.0	.000	1	0	1	3.5	2	1	0	0	0	4	4.5	
MIDDLE TENNESSEE	12/21/13	17	14	250	0.0	0.0	2.2	1.000	0	3	3	3.5	5	0	2	1	0	4	4.5	
CHICAGO STATE	12/23/13	21	15	200	0.0	0.0	0.0	.000	3	2	5	3.6	2	3	0	1	0	2	4.3	
NEBRASKA	12/28/13	14	35	600	0.0	0.0	0.0	.000	3	0	3	3.5	1	0	1	1	0	6	4.4	
SMU	1/1/14	15	03	.000	0.0	0.0	0.2	.000	2	1	3	3.5	2	0	1	1	1	0	4.1	
at Memphis	1/4/14	11	26	333	0.0	0.0	2.2	1.000	1	0	1	3.3	0	0	0	0	0	6	4.2	
UCONN	2/6/14	9	01	.000	0.0	0.0	1.2	.500	1	0	1	3.2	2	0	0	0	1	0	4.0	
at SMU	02/08/14	13	00	.000	0.0	0.0	0.1	.000	0	1	1	3.1	3	1	2	1	0	0	3.8	
HOUSTON	2/15/14	20	02	.000	0.0	0.0	0.0	.000	1	1	2	3.0	0	0	0	0	0	0	3.6	
at UCF	2/19/14	21	04	.000	0.0	0.0	1.2	.500	1	4	5	3.1	2	0	0	2	0	1	3.4	
LOUISVILLE	2/22/14	14	13	333	0.0	0.0	1.2	.500	2	2	4	3.2	1	1	0	2	0	3	3.4	
at UConn	3/1/14	12	02	.000	0.0	0.0	0.0	.000	0	5	5	3.2	4	0	2	0	0	0	3.2	
MEMPHIS	03/06/14	8	00	.000	0.0	0.0	0.2	.000	1	2	3	3.2	0	0	1	0	0	0	3.1	
at Rutgers	03/08/14	15	12	500	0.0	0.0	1.1	1.000	2	0	2	3.2	5	0	3	0	0	3	3.1	
vs UCF	3/13/14	12	01	.000	0.0	0.0	0.0	.000	0	0	0	3.0	4	0	1	0	0	0	3.0	
vs UConn	3/14/14	3	00	.000	0.0	0.0	1.2	.500	0	0	0	2.9	0	0	0	0	0	1	2.9	
vs Harvard	03/20/14	7	01	.000	0.0	0.0	0.0	.000	1	1	2	2.9	2	0	1	0	0	0	2.8	
Totals		0	392	28-84	.333	0-0	.000	16-34	.471	32	43	75	2.9	58	13	27	16	7	72	2.8

## LAWRENCE'S CAREER STATISTICS

			Total		3-Point		F-Throws		Rebounds											Scoring	
Season	gp-gs	min/avg	fg-fga	pct	fg-fga	pct	ft-fa	pct	off	def	tot	avg	pf	fo	ast	to	blk	stl	pts	avg	
2013-14	26-0	392/15.1	28-84	.333	0-0	.000	16-34	.471	32	43	75	2.9	58	3	13	27	16	7	72	2.8	
TOTAL	26-0	392/15.1	28-84	.333	0-0	.000	16-34	.471	32	43	75	2.9	58	3	13	27	16	7	72	2.8	



# GE'LAWN GUYN

JR. • G • 6-2 • 185

LEXINGTON, KY.

SOUTH KENT PREP (CONN.)

14

**Pronunciation:** JEE-lawn Gwyn

**2013-14 Season (Junior):** Started all 34 games, averaging 4.5 points and 2.0 rebounds in 19.0 minutes ... averaged only one turnover a game during league play ... made at least one three-pointer in 13 of 18 conference games ... scored a season-high 15 points with a trio of three-pointers against USC Upstate (12/3) ... reached double figures with 10 points against UMass Lowell (11/26) and Chicago State (12/23) ... tallied seven points, a season-high five rebounds, a season-best four assists and two steals against UConn (2/6) ... hit back-to-back three-pointers in the final three minutes to help UC pull away from Houston (2/15).

**2012-13 Season (Sophomore):** Played in 33 games without a start, averaging 2.4 points and 0.8 rebounds in 10.2 minutes ... shot 15 of 18 (83.3 percent) from the free-throw line ... scored a season-high eight points and grabbed four rebounds against North Carolina A&T (11/18) ... had six points to go with three steals and three assists against Arkansas-Little Rock (12/6) ... played a season-high 30 minutes against Marquette (1/19) ... made a three-pointer in six of the last seven regular-season games.

**2011-12 Season (Freshman):** Played in 32 games without a start, averaging 2.3 points and 0.8 rebounds in 10.1 minutes ... scored a season-high 11 points on 4-of-6 shooting with two three-pointers to go with a season-high four rebounds and a season-high seven assists in 19 minutes against

Chicago State (12/23) ... swiped 12 of 18 steals on the season during conference play ... netted 10 points on 3-of-4 shooting with two three-pointers against Northwestern State (11/21) ... tallied eight points with two steals against Arkansas-Pine Bluff (12/21) ... sat out three games after suffering a head injury at Georgetown (1/9) ... scored a conference-play season-high six points on 3-of-5 shooting at Marquette (2/11).

**Prior to Cincinnati:** Averaged 16 points, six rebounds and nine assists during his one season at South Kent Prep (2010-11) ... averaged nearly 16 points as a senior while helping Scott County High School (Ky.) to a 30-8 record and the state championship semifinals (2009-10) ... ranked among the Top 50 shooting guards in the nation by Scout.com ... listed as a three-star prospect by Scout.com and Rivals.com.

**Personal:** Ge'Lawn Rakeem Guyn ... born Nov. 24, 1990 in Lexington, Ky. ... son of Rebecca and George Guyn ... has five brothers: Algernon Aderson, General Guyn, Elishawn Guyn, Octavier Guyn and Jameal Withrow and a sister, Tereka Guyn.

## GUYN'S SEASON & CAREER HIGHS

### 2013-14 Season

15 vs. USC Upstate, 12/2/13	Pts	15 vs. USC Upstate, 12/2/13
10 vs. Chicago State, 12/23/13	FG Atts	10 vs. Chicago State, 12/23/13
4, 2x (last vs. Chicago State, 12/23/13)	FG Made	4, 2x (last vs. Chicago State, 12/23/13)
7 at Houston, 1/7/14	3PT-FG Atts	7 at Houston, 1/7/14
3 vs. USC Upstate, 12/2/13	3PT-FG Made	3 vs. USC Upstate, 12/2/13
5 vs. UConn, 2/6/14	Rebs	5 vs. UConn, 2/6/14
4 vs. UConn, 2/6/14	Assts	7 vs. Chicago State, 12/23/11
3 vs. UCF, 1/23/14	Stls	3, 2x (last vs. UCF, 1/23/14)
1, 6x (last vs. Memphis, 3/6/14)	Blks	2 vs. UT Martin, 11/11/12
28 vs. UConn, 2/6/14	Mins	30 vs. Marquette, 1/19/13

### Career

## GUYN'S MISCELLANEOUS STATISTICS

Category	2013-14	Career
Double-Figure Scoring Games	3	4
Double-Figure Rebounding Games	0	0
Double-Double Games	0	0
20-Point Scoring Games	0	0
Games Led UC in Scoring	0	0
Games Led UC in Rebounding	0	0
Games Led UC in Assists	0	1
Games With 3+ Assists	3	4
Games With 3+ Blocks	0	0
Games With 3+ Steals	1	2
Games With 3+ Three-Pointers	1	1

## GAME-BY-GAME STATISTICS

### 2013-14 (JUNIOR SEASON)

Opponent	Date	gs	min	Total		3-Pointers		Free throws		Rebounds		pf	a	fo	blk	stl	pts	avg
				fg	fga	pct	3fg	3fga	pct	ft	fta							
NORTH CAROLINA CENT	11/08/13	* 23	2-7	286	2-4	500	0-0	0.000	0	1	1	1.0	3	3	0	0	6	6.0
NC STATE	11/12/13	* 25	2-6	333	0-1	0.000	0-2	0.000	1	0	1	1.0	3	2	1	1	0	4 5.0
APPALACHIAN ST.	11/16/13	* 3	1-2	500	0-0	0.000	0-0	0.000	0	1	1	1.0	2	0	0	0	0	2 4.0
CAMPBELL	11/20/13	* 20	2-5	400	1-3	333	1-2	500	1	1	2	1.3	2	1	2	0	1	6 4.5
UMASS LOWELL	11/26/13	* 18	3-7	429	1-5	200	3-4	750	0	3	3	1.6	1	0	1	0	10	5.6
KENNESAW ST.	11/29/13	* 21	4-7	571	0-2	0.000	0-1	0.000	1	1	2	1.7	2	2	0	0	8	6.0
USC UPSTATE	12/03/13	* 19	3-4	750	3-4	750	6-8	750	0	2	2	1.7	1	1	1	0	15	7.3
at New Mexico	12/07/13	* 20	0-6	0.000	0-4	0.000	0-0	0.000	1	2	3	1.9	2	0	3	0	0	6.4
vs Xavier	12/14/13	* 10	0-2	0.000	0-1	0.000	0-0	0.000	0	0	0	0.7	1	0	1	0	0	5.7
vs Pittsburgh	12/17/13	* 22	2-6	333	1-2	500	0-0	0.000	0	0	0	1.5	2	0	0	0	5	5.6
MIDDLE TENNESSEE	12/21/13	* 19	0-5	0.000	0-3	0.000	0-0	0.000	0	1	1	1.5	4	2	0	0	0	5.1
CHICAGO STATE	12/23/13	* 20	4-10	400	2-5	400	0-0	0.000	1	3	4	1.7	1	3	1	0	10	5.5
NEBRASKA	12/28/13	* 8	0-0	0.000	0-0	0.000	0-0	0.000	0	0	0	1.5	2	0	2	0	0	5.1
SMU	1/1/14	* 14	1-5	200	0-2	0.000	0-0	0.000	1	1	2	1.6	1	0	1	0	2	4.9
at Memphis	1/4/14	* 15	1-3	333	1-2	500	0-0	0.000	0	2	2	1.6	0	0	2	0	3	4.7
at Houston	1/7/14	* 17	2-8	250	2-7	286	1-2	500	1	3	4	1.8	0	1	1	0	7	4.9
RUTGERS	1/11/14	* 11	0-1	0.000	0-1	0.000	0-0	0.000	0	1	1	1.7	2	0	0	0	0	4.6
TEMPLE	1/14/14	* 20	1-8	125	0-4	0.000	0-0	0.000	1	1	2	1.7	1	1	0	0	1	2 4.4
at USF	1/18/14	* 22	3-4	750	2-3	667	0-0	0.000	0	3	3	1.8	3	0	0	0	1	8 4.6
UCF	1/23/14	* 20	2-6	333	1-5	200	0-0	0.000	1	3	4	1.9	1	1	1	0	3	5 4.7
at Temple	01/26/14	* 22	1-4	250	1-2	500	0-0	0.000	0	2	2	1.9	2	2	1	1	2	3 4.6
at Louisville	1/30/14	* 20	2-3	667	2-3	667	0-0	0.000	0	2	2	1.9	2	1	1	0	1	6 4.6
USF	2/2/14	* 21	3-6	500	2-4	500	0-0	0.000	1	2	3	2.0	2	0	1	1	1	8 4.8
UConn	2/6/14	* 28	3-9	333	1-4	250	0-0	0.000	0	5	5	2.1	2	4	1	1	2	7 4.9
at SMU	02/08/14	* 25	1-5	200	0-3	0.000	0-0	0.000	2	0	2	2.1	4	0	2	0	2	2 4.8
HOUSTON	2/15/14	* 26	3-7	429	2-4	500	0-1	0.000	1	2	3	2.1	1	1	1	0	1	8 4.9
at UCF	2/19/14	* 13	2-4	500	1-2	500	0-0	0.000	1	2	3	2.1	2	1	1	0	0	5 4.9
LOUISVILLE	2/22/14	* 22	1-4	250	1-3	333	0-0	0.000	0	2	2	2.1	4	0	4	0	0	3 4.8
at UConn	3/1/14	* 27	2-5	400	2-4	500	0-0	0.000	1	1	2	2.1	2	1	1	0	2	6 4.9
MEMPHIS	03/06/14	* 22	1-3	333	0-1	0.000	0-1	0.000	1	1	2	2.1	4	0	1	1	4	4.8
at Rutgers	03/08/14	* 19	1-3	333	1-2	500	0-0	0.000	0	2	2	2.1	1	2	0	0	3	4.8
vs UCF	3/13/14	* 16	0-2	0.000	0-1	0.000	0-0	0.000	0	1	1	2.1	2	2	1	0	0	4 4.6
vs UConn	3/14/14	* 22	1-5	200	0-1	0.000	1-2	500	0	1	2	2.0	1	2	2	0	2	3 4.6
vs Harvard	03/20/14	* 17	1-4	250	0-2	0.000	0-0	0.000	1	0	1	2.0	4	1	0	0	0	2 4.5
Totals			34	647	55-166	.331	29-94	.309	14-26	.538	16	52	68	2.0	67	33	35	6 22 153 4.5

## GUYN'S CAREER STATISTICS

			Total		3-Point		F-Throws		Rebounds										Scoring	
Season	gp-gs	min/avg	fg-fga	pct	fg-fga	pct	ft-fa	pct	off	def	tot	avg	pf	fo	ast	to	blk	stl	pts	avg
2011-12	32-0	322/10.1	27-69	.391	9-33	.273	9-14	.643	5	21	26	0.8	36	0	20	19	0	18	72	2.3
2012-13	33-0	335/10.2	27-73	.370	11-38	.289	15-18	.833	2	24	26	0.8	44	0	14	18	5	11	80	2.4
2013-14	34-34	647/19.0	55-166	.331	29-94	.309	14-26	.538	16	52	68	2.0	67	0	33	35	6	22	153	4.5
TOTAL	99-34	1304/13.2	109-308	.354	49-165	.297	38-58	.655	23	97	120	1.2	147	0	67	72	11	51	305	3.1

PLAYER GAME-BY-GAME STATISTICS

14 - GE'LAWN GUYN • G • 6-2 • 185 • JR. • LEXINGTON, KY.

2012-13 (SOPHOMORE SEASON)

Opponent	Date	gs	min	Total		3-Pointers		Free throws		Rebounds			pf	a	t/o	blk	stl	pts	avg	
				fg-fga	pct	3fg-fga	pct	ft-fa	pct	off	def	tot								
UT MARTIN	11/11/12	17	1-2	500	1-1	1.000	1-2	500	0	2	2	2.0	3	1	1	2	0	4	4.0	
MISS. VALLEY ST.	11/13/12	20	1-2	500	0-0	.000	2-2	1.000	0	1	1	1.5	3	1	1	0	1	4	4.0	
NORTH CAROLINA A&T	11/18/12	17	3-5	600	1-2	.500	1-1	1.000	0	4	4	2.3	1	1	1	0	1	8	5.3	
CAMPBELL	11/20/12	8	2-3	667	0-0	.000	1-2	500	0	1	2.0	0	0	1	0	0	0	5	5.3	
vs Iowa State	11/23/12	12	1-2	500	1-2	.500	0-0	.000	0	0	0	1.6	1	0	1	0	0	3	4.8	
vs Oregon	11/24/12	13	0-2	.000	0-1	.000	0-0	.000	0	0	0	1.3	1	2	0	0	0	0	4.0	
ALABAMA	12/01/12	12	1-2	500	0-0	.000	0-0	.000	0	1	1	1.3	3	0	0	0	1	2	3.7	
UALR	12/6/12	18	2-4	500	1-3	.333	1-1	1.000	0	1	1	1.3	2	3	3	0	3	6	4.0	
UMES	12/8/12	14	0-4	.000	0-3	.000	0-0	.000	0	1	1	1.2	3	0	2	0	0	0	3.6	
at Marshall	12/15/12	6	0-1	.000	0-1	.000	0-0	.000	0	0	0	1.1	0	0	0	0	0	0	3.2	
vs Xavier	12/19/12	5	1-2	500	0-1	.000	0-0	.000	0	0	0	1.0	1	0	0	0	0	2	3.1	
WRIGHT STATE	12/22/12	9	0-2	.000	0-1	.000	0-0	.000	0	1	1	1.0	0	1	0	0	1	0	2.8	
NEW MEXICO	12/27/12	4	0-0	.000	0-0	.000	0-0	.000	0	0	0	0.9	0	0	0	0	0	0	2.6	
at PITT	12/31/12	10	0-1	.000	0-1	.000	0-0	.000	0	0	0	0.9	2	0	0	0	0	0	2.4	
NOTRE DAME	1/7/13	7	1-3	.333	1-2	.500	0-0	.000	0	1	0	0.9	1	0	0	0	0	3	2.5	
at Rutgers	1/12/13	8	0-0	.000	0-0	.000	0-0	.000	0	0	0	0.8	2	1	0	0	0	0	2.3	
at DePaul	01-15-13	14	2-3	667	0-0	.000	3-4	.750	0	2	2	0.9	3	0	2	0	0	7	2.6	
MARQUETTE	1/19/13	30	0-4	.000	0-2	.000	2-2	1.000	0	2	2	0.9	3	2	0	0	1	2	2.6	
at Syracuse	1/21/13	9	0-1	.000	0-1	.000	0-0	.000	0	1	1	0.9	0	0	1	0	0	0	2.4	
RUTGERS	1/30/13	16	1-3	.333	0-2	.000	3-3	1.000	0	0	0	0.9	1	0	1	0	0	5	2.6	
at Seton Hall	2/2/13	5	0-1	.000	0-1	.000	0-0	.000	0	1	1	0.9	1	0	1	0	1	0	2.4	
at Providence College	2/6/13	4	0-0	.000	0-0	.000	0-0	.000	0	0	0	0.9	0	0	0	0	0	0	2.3	
PITT	2/9/13	6	1-2	.500	0-0	.000	1-1	1.000	0	1	1	0.9	0	0	0	1	0	3	2.3	
VILLANOVA	2/12/13	7	2-3	667	1-2	.500	0-0	.000	0	0	0	0.8	0	1	0	0	0	5	2.5	
GEORGETOWN	2/15/13	2	0-2	.000	0-1	.000	0-0	.000	0	1	1	0.8	1	0	2	0	0	0	2.4	
at UCONN	2/21/13	11	2-7	286	1-4	.250	0-0	.000	0	1	1	0.8	1	0	0	1	0	5	2.5	
at Notre Dame	2-24-13	12	1-3	.333	1-2	.500	0-0	.000	0	2	2	0.9	1	0	0	0	0	3	2.5	
UCONN	03/02/13	8	1-3	.333	1-2	.500	0-0	.000	0	1	1	0.9	3	0	0	0	0	3	2.5	
at LOUISVILLE	3/4/13	8	1-1	1.000	1-1	1.000	0-0	.000	0	0	0	0.9	1	0	1	0	2	3	2.5	
USF	3/9/13	10	1-2	.500	1-1	1.000	0-0	.000	0	0	0	0.8	0	0	0	1	0	3	2.5	
vs Providence	3/13/13	4	1-1	1.000	0-0	.000	0-0	.000	1	0	1	0.8	4	0	0	0	0	2	2.5	
vs Georgetown	3/14/13	6	0-0	.000	0-0	.000	0-0	.000	0	0	0	0.8	1	1	0	0	0	0	2.4	
vs Creighton	3/22/13	3	1-2	.500	0-1	.000	0-0	.000	0	0	0	0.8	1	0	0	0	0	2	2.4	
Totals		0	335	27-73	.370	11-38	.289	15-18	.833	2	24	26	0.8	44	14	18	5	11	80	2.4

2011-12 (FRESHMAN SEASON)

Opponent	Date	gs	min	Total		3-Pointers		Free throws		Rebounds			pf	a	t/o	blk	stl	pts	avg	
				fg-fga	pct	3fg-fga	pct	ft-fa	pct	off	def	tot								
ALABAMA STATE	11/13/11	14	1-4	.250	0-2	.000	1-2	.500	0	0	0	0.0	1	1	1	0	0	3	3.0	
JACKSONVILLE STATE	11/15/11	5	0-0	.000	0-0	.000	0-0	.000	0	0	0	0.0	3	2	2	0	0	0	1.5	
PRESBYTERIAN	11/19/11	6	0-1	.000	0-1	.000	0-0	.000	0	1	1	0.3	0	1	0	0	0	0	1.0	
NORTHWESTERN STATE	11/21/11	19	3-4	.750	2-2	1.000	2-2	1.000	0	1	1	0.5	2	1	1	0	0	10	3.3	
MARSHALL	11/25/11	6	1-1	1.000	1-1	1.000	0-1	.000	0	0	0	0.4	1	0	0	0	1	3	3.2	
MIAMI (OHIO)	11/29/11	18	1-4	.250	0-1	.000	0-1	.000	1	1	2	0.7	1	0	0	0	1	2	3.0	
at Georgia	12/02/11	12	0-1	.000	0-1	.000	0-0	.000	0	1	1	0.7	3	0	0	0	0	0	2.6	
at Xavier	12/10/11	12	0-4	.000	0-1	.000	0-0	.000	0	1	1	0.8	1	1	0	0	0	0	2.3	
RADFORD	12/17/11	16	3-6	.500	0-1	.000	1-1	1.000	0	0	0	0.7	2	0	2	0	1	7	2.8	
ARKANSAS-PINE BLUFF	12/21/11	17	3-6	.500	1-1	1.000	1-1	1.000	1	0	1	0.7	2	1	0	0	2	8	3.3	
CHICAGO STATE	12/23/11	19	4-6	.667	2-4	.500	1-2	.500	2	2	4	1.0	1	7	1	0	1	11	4.0	
vs Oklahoma	12/29/11	9	0-1	.000	0-0	.000	0-0	.000	0	0	0	0.9	1	0	0	0	0	0	3.7	
at Pittsburgh	01/01/12	10	0-1	.000	0-1	.000	0-0	.000	0	1	1	0.9	3	0	0	0	0	0	3.4	
NOTRE DAME	01/04/12	9	1-3	.333	1-2	.500	0-0	.000	0	1	1	0.9	0	0	0	0	2	3	3.4	
ST. JOHN'S	01/07/12	17	2-5	.400	0-2	.000	0-0	.000	0	2	2	1.0	2	0	0	0	2	4	3.4	
at Georgetown	01/09/12	0	0-0	.000	0-0	.000	0-0	.000	0	0	0	0.9	0	0	0	0	0	0	3.2	
SYRACUSE	01/23/12	8	0-1	.000	0-0	.000	0-0	.000	0	0	0	0.9	1	1	2	0	0	0	3.0	
at Rutgers	01/28/12	7	0-2	.000	0-2	.000	0-0	.000	0	0	0	0.8	1	0	2	0	1	0	2.8	
DEPAUL	02/04/12	6	0-0	.000	0-0	.000	0-0	.000	0	1	1	0.8	1	0	0	0	0	0	2.7	
at St. John's	2/8/12	15	1-2	.500	0-1	.000	1-2	.500	0	2	2	0.9	2	2	0	0	1	3	2.7	
at Marquette	2/11/12	13	3-5	.600	0-1	.000	0-0	.000	0	1	1	0.9	0	0	1	0	0	6	2.9	
PROVIDENCE	2/15/12	12	2-3	.667	0-1	.000	0-0	.000	0	2	2	1.0	2	1	1	0	0	4	2.9	
SETON HALL	02/18/12	9	1-3	.333	1-3	.333	0-0	.000	0	0	0	0.9	0	0	0	0	0	3	2.9	
LOUISVILLE	02/23/12	11	1-1	1.000	1-1	1.000	0-0	.000	0	0	0	0.9	2	0	2	0	0	3	2.9	
at USF	2/26/12	7	0-1	.000	0-1	.000	2-2	1.000	0	0	0	0.8	0	0	0	0	0	2	2.9	
MARQUETTE	02/29/12	10	0-1	.000	0-1	.000	0-0	.000	0	2	2	0.9	1	0	0	0	1	0	2.8	
at Villanova	03/03/12	5	0-0	.000	0-0	.000	0-0	.000	0	0	0	0.9	0	1	0	0	1	0	2.7	
vs GEORGETOWN	3/8/12	5	0-1	.000	0-1	.000	0-0	.000	0	2	2	0.9	0	0	2	0	0	0	2.6	
vs Louisville	3/10/12	10	0-1	.000	0-1	.000	0-0	.000	1	0	1	0.9	1	0	0	0	2	0	2.5	
vs Texas	3/16/12	7	0-1	.000	0-0	.000	0-0	.000	0	0	0	0.9	0	0	0	0	0	0	2.4	
vs Florida State	3/18/12	6	0-0	.000	0-0	.000	0-0	.000	0	0	0	0.8	1	1	1	0	1	0	2.3	
vs Ohio State	3/22/12	2	0-0	.000	0-0	.000	0-0	.000	0	0	0	0.8	1	0	1	0	1	0	2.3	
Totals		0	322	27-69	.391	9-33	.273	9-14	.643	5	21	26	0.8	36	20	19	0	18	72	2.3



# JERMAINE SANDERS

JR. • F • 6-5 • 210  
FAR ROCKAWAY, N.Y.  
RICE HIGH SCHOOL

# 15

**2013-14 Season (Junior):** Played in all 34 games without a start, averaging career highs with 5.7 points and 3.1 rebounds in 21.3 minutes ... finished 13th in the league in three-point shooting (37.6 percent), making 35 of 93 attempts ... registered first career double-double with a season-high 14 points and season-best 13 rebounds against Chicago State (12/23) ... tallied 13 points with a trio of three-pointers to go with four rebounds and three assists against N.C. Central (11/8) ... posted 11 points thanks in part to three three-pointers at Houston (1/7) ... had nine points on 4-of-5 shooting to go with five rebounds and two steals at UCF (2/19) ... scored 10 points with a trio of three-pointers against UConn (3/14) in the semifinals of the AA Championship ... scored in double figures in seven games ... made as many as three three-pointers in four games.

**2012-13 Season (Sophomore):** Played in all 34 games with one start, averaging 3.1 points and 2.1 rebounds in 12.9 minutes ... saw action in all 18 BIG EAST games ... scored a season-high nine points twice: on 3-of-5 shooting in 15 minutes at Rutgers (1/12) and on 3-of-4 shooting in 22 minutes against Connecticut (3/2) ... grabbed a season-high five rebounds against Arkansas-Little Rock (12/6).

**2011-12 Season (Freshman):** Played in 28 games without a start, averaging 1.7 points and 1.2 rebounds in 8.5 minutes ... scored a season-high 12 points, shooting 3-of-4 from the field, 2-of-2 from three-point range and 4-of-4 from the free throw line to go with three rebounds and an assist against Radford (12/17) ... tallied nine points, shooting 3-of-3 from three-point range

to go with four rebounds, a steal and an assist at Wright State (12/14) ... netted six points on 3-of-4 shooting against Jacksonville State (11/15) ... grabbed a season-high seven rebounds against Arkansas-Pine Bluff (12/21) ... handed out a pair of assists against both Syracuse (1/23) and at St. John's (2/8).

**Prior to Cincinnati:** Named 2011 All-Manhattan Boys Basketball Player of the Year by the New York Post ... named First Team All-New York ... averaged a team-high 18.1 points for Rice High School, leading the team to the CHSAA Class 2A intersectional final ... named a four-start prospect by Rivals.com and Scout.com ... tabbed the nation's 25th-best small forward by Scout.com ... tabbed the 131st-best player overall nationally by Rivals.

**Personal:** Jermaine Jameek Sanders ... born Sept. 4, 1992 in Far Rockaway, N.Y. ... son of Lisa Stallings and Jermaine Sanders ... has one brother, Jaquan.

## SANDERS' SEASON & CAREER HIGHS

### 2013-14 Season

14 vs. Chicago State, 12/23/13	Pts	14 vs. Chicago State, 12/23/13
10 vs. Chicago State, 12/23/13	FG Atts	10 vs. Chicago State, 12/23/13
5 vs. Chicago State, 12/23/13	FG Made	5 vs. Chicago State, 12/23/13
6, 2x (last vs. Chicago State, 12/23/13)	3PT-FG Atts	6, 2x (last vs. Chicago State, 12/23/13)
3, 4x (last vs. UConn 3/14/14)	3PT-FG Made	3, 4x (last vs. UConn 3/14/14)
13 vs. Chicago State, 12/23/13	Rebs	13 vs. Chicago State, 12/23/13
3, 2x (last vs. Memphis, 3/6/14)	Assts	3, 4x (last vs. Memphis, 3/6/14)
3 vs. Kennesaw State, 11/29/13	Stls	3 vs. Kennesaw State, 11/29/13
2 at USF, 1/18/14	Blks	2 at USF, 1/18/14
31, 2x (last at Houston, 1/7/14)	Mins	31, 2x (last at Houston, 1/7/14)

### Career

## SANDERS' MISCELLANEOUS STATISTICS

Category	2013-14	Career
Double-Figure Scoring Games	7	8
Double-Figure Rebounding Games	1	1
Double-Double Games	1	1
20-Point Scoring Games	0	0
Games Led UC in Scoring	0	0
Games Led UC in Rebounding	2	2
Games Led UC in Assists	1	2
Games With 3+ Assists	3	5
Games With 3+ Blocks	0	0
Games With 3+ Steals	1	1
Games With 3+ Three-Pointers	4	5

## GAME-BY-GAME STATISTICS

### 2013-14 (JUNIOR SEASON)

Opponent	Date	gs	min	Total		3-Pointers		Free throws		Rebounds				pts	pf	a	t/o	blk	stl	avg
				fg-fga	pct	3fg-fga	pct	ft-fa	pct	off	def	tot	avg							
NORTH CAROLINA CENT	11/08/13	31	4-8	500	2-3	.500	2-3	.667	2	2	4	4.0	2	3	0	0	1	1	13	13.0
NC STATE	11/12/13	22	1-3	333	0-0	.000	2-2	1.000	2	2	4	4.0	1	0	1	1	1	1	4	8.5
APPALACHIAN ST.	11/16/13	20	3-8	375	2-3	.667	2-2	1.000	2	3	5	4.3	1	0	2	0	1	10	9.0	
CAMPBELL	11/20/13	14	1-1	1,000	0-0	.000	0-0	.000	1	0	1	3.5	1	1	0	0	0	2	7.3	
UMASS LOWELL	11/26/13	18	1-5	200	0-3	.000	0-0	.000	2	1	3	3.4	2	1	1	0	0	2	6.2	
KENNESAW ST.	11/29/13	13	2-5	400	1-3	.333	1-2	.500	3	2	5	3.7	0	0	0	0	3	6	6.2	
USC UPSTATE	12/03/13	18	1-5	200	0-3	.000	0-0	.000	1	2	3	3.6	3	1	0	0	0	2	5.6	
at New Mexico	12/07/13	17	1-4	250	1-2	.500	0-0	.000	1	1	2	3.4	0	0	0	0	1	2	5.3	
vs Xavier	12/14/13	6	0-1	.000	0-1	.000	0-0	.000	0	0	0	3.0	1	0	0	0	0	0	4.7	
vs Pittsburgh	12/17/13	22	2-7	286	0-2	.000	0-1	.000	1	5	6	3.3	3	1	0	0	1	1	4.6	
MIDDLE TENNESSEE	12/21/13	25	2-3	.667	2-3	.667	0-0	.000	1	0	1	3.1	0	3	2	0	0	6	4.7	
CHICAGO STATE	12/23/13	22	5-10	500	3-6	.500	1-2	.500	9	4	13	3.9	0	2	0	1	1	14	5.5	
NEBRASKA	12/28/13	26	3-5	600	2-3	.667	1-1	1.000	0	2	2	3.8	2	1	0	0	0	9	5.8	
SMU	1/1/14	27	4-6	.667	2-3	.667	0-0	.000	1	2	3	3.7	1	0	0	0	0	10	6.1	
at Memphis	1/4/14	20	1-3	.333	1-2	.500	0-0	.000	0	4	4	3.7	2	2	0	1	1	3	5.9	
at Houston	1/7/14	31	4-6	.667	3-5	.600	0-0	.000	1	3	4	3.8	1	1	0	0	0	11	6.2	
RUTGERS	1/11/14	26	2-3	.667	0-0	.000	5-7	.714	0	1	1	3.6	2	1	1	1	0	9	6.4	
TEMPLE	1/14/14	24	2-5	400	1-3	.333	0-1	.000	0	1	1	3.4	0	1	0	0	0	5	6.3	
at USF	1/18/14	26	2-6	.333	2-4	.500	0-0	.000	0	1	1	3.3	0	2	0	2	0	6	6.3	
UCF	1/23/14	31	3-7	429	1-4	.500	3-3	1.000	1	3	4	3.4	2	1	0	1	0	10	6.5	
at Temple	01/26/14	16	1-2	.500	0-1	.000	2-3	.667	0	2	2	3.3	4	0	2	1	0	4	6.3	
at Louisville	1/30/14	18	2-4	.500	1-2	.500	0-0	.000	0	1	1	3.2	2	2	0	0	0	5	6.3	
USF	2/2/14	21	1-5	.200	0-3	.000	0-0	.000	2	5	7	3.3	0	0	0	0	0	2	6.1	
UCONN	2/6/14	25	1-5	.200	0-3	.000	2-2	1.000	0	2	2	3.3	2	1	0	0	0	4	6.0	
at SMU	02/08/14	17	2-3	.667	0-1	.000	0-0	.000	1	2	3	3.3	0	1	0	0	0	4	5.9	
HOUSTON	2/15/14	19	1-3	.333	1-3	.333	0-0	.000	2	1	3	3.3	1	2	1	0	1	3	5.8	
at UCF	2/19/14	24	4-5	.800	1-2	.500	0-0	.000	2	3	5	3.3	2	1	1	0	2	9	5.9	
LOUISVILLE	2/22/14	26	1-5	.200	1-3	.333	2-4	.500	6	0	6	3.4	0	1	1	0	0	5	5.9	
at UConn	3/1/14	20	1-6	.167	1-4	.250	0-0	.000	0	2	2	3.4	1	0	0	1	0	3	5.8	
MEMPHIS	03/06/14	19	3-5	.600	2-4	.500	0-0	.000	0	1	1	3.3	2	3	0	0	0	8	5.9	
at Rutgers	03/08/14	26	2-5	.400	1-2	.500	2-2	1.000	1	0	1	3.2	0	1	1	0	1	7	5.9	
vs UCF	3/13/14	15	1-4	.250	0-3	.000	0-0	.000	0	2	2	3.2	0	0	0	0	1	2	5.8	
vs UConn	3/14/14	26	3-5	.600	3-5	.600	1-3	.333	0	1	1	3.1	1	1	0	0	0	10	5.9	
vs Harvard	03/20/14	14	0-2	.000	0-1	.000	0-0	.000	0	2	2	3.1	2	0	0	0	0	0	5.7	
Totals		0	725	67-160	419	35-93	.376	26-38	.684	42	63	105	3.1	41	34	16	9	16	195	5.7

## SANDERS' CAREER STATISTICS

			Total		3-Point		F-Throws		Rebounds											Scoring	
Season	gp-gs	min/avg	fg-fga	pct	fg-fga	pct	ft-fa	pct	off	def	tot	avg	pf	fo	ast	to	blk	stl	pts	avg	
2011-12	28-0	238/8.5	16-42	.381	7-19	.368	9-18	.500	12	21	33	1.2	11	0	14	13	2	1	48	1.7	
2012-13	34-1	440/12.9	38-103	.369	13-48	.271	17-32	.531	26	45	71	2.1	21	0	26	21	3	11	106	3.1	
2013-14	34-0	725/21.3	67-160	.419	35-93	.376	26-38	.684	42	63	105	3.1	41	0	34	16	9	16	195	5.7	
TOTAL	96-1	1403/14.6	121-305	.397	55-160	.344	52-88	.591	80	129	209	2.2	73	0	74	50	14	28	349	3.6	



PLAYER GAME-BY-GAME STATISTICS

15 - JERMAINE SANDERS • F • 6-5 • 210 • JR. • FAR ROCKAWAY, N.J.

2012-13 (SOPHOMORE SEASON)

Opponent	Date	gs	min	Total		3-Pointers		Free throws		Rebounds				pf	a	tlo	blk	stl	pts	avg
				fg-fga	pct	3fg-fga	pct	ft-fa	pct	off	def	tot	avg							
UT MARTIN	11/11/12	14	0-1	.000	0-0	.000	1-2	.500	1	1	2	2.0	0	3	1	0	0	1	1.0	
MISS. VALLEY ST.	11/13/12	13	3-5	.600	0-1	.000	2-3	.667	0	3	3	2.5	0	1	2	0	1	8	4.5	
NORTH CAROLINA A&T	11/18/12	17	1-2	.500	0-1	.000	0-3	.000	1	2	3	2.7	0	1	1	0	0	2	3.7	
CAMPBELL	11/20/12	13	2-3	.667	0-0	.000	0-1	.000	0	2	2	2.5	0	1	1	0	0	4	3.8	
vs Iowa State	11/23/12	19	2-3	.667	2-2	1.000	0-0	.000	1	2	3	2.6	0	2	0	0	0	6	4.2	
vs Oregon	11/24/12	17	2-4	.500	1-1	1.000	2-2	1.000	2	2	4	2.8	0	2	0	0	2	7	4.7	
ALABAMA	12/01/12	9	1-2	.500	0-0	.000	2-2	1.000	0	0	0	2.4	0	0	1	0	0	4	4.6	
UALR	12/6/12	14	2-5	.400	0-1	.000	1-4	.250	2	3	5	2.8	1	3	0	0	2	5	4.6	
UMES	12/8/12	10	1-3	.333	0-1	.000	0-0	.000	0	2	2	2.7	0	0	1	0	0	2	4.3	
at Marshall	12/15/12	13	2-5	.400	0-0	.000	0-0	.000	2	2	4	2.8	2	1	1	0	0	4	4.3	
vs Xavier	12/19/12	4	0-2	.000	0-0	.000	0-0	.000	0	0	0	2.5	0	0	0	0	1	0	0.9	
WRIGHT STATE	12/22/12	6	0-2	.000	0-1	.000	2-2	1.000	1	3	4	2.7	0	0	1	0	0	2	3.8	
NEW MEXICO	12/27/12	5	0-1	.000	0-1	.000	0-0	.000	0	1	1	2.5	2	0	0	0	0	0	0.5	
at PITT	12/31/12	13	0-3	.000	0-1	.000	0-2	.000	0	1	1	2.4	0	1	1	0	1	0	3.2	
ST. JOHN'S	1/5/13	11	1-3	.333	0-1	.000	0-0	.000	0	0	0	2.3	1	0	2	0	0	2	3.1	
NOTRE DAME	1/7/13	16	3-5	.600	2-4	.500	0-0	.000	0	1	1	2.2	0	1	1	0	0	8	3.4	
at Rutgers	1/12/13	15	3-5	.600	1-2	.500	2-2	1.000	2	0	2	2.2	1	0	0	1	0	9	3.8	
at DePaul	01-15-13	19	1-3	.333	0-2	.000	0-1	.000	2	1	3	2.2	1	2	1	0	0	2	3.7	
MARQUETTE	1/19/13	20	2-5	.400	2-4	.500	0-0	.000	1	1	2	2.2	1	1	1	1	1	2	6	3.8
at Syracuse	1/21/13	8	0-2	.000	0-2	.000	0-0	.000	1	2	3	2.3	0	0	0	0	0	0	3.6	
RUTGERS	1/30/13	6	0-1	.000	0-1	.000	0-0	.000	0	2	2	2.2	1	0	0	0	0	0	3.4	
at Seton Hall	2/2/13	9	1-1	1.000	0-0	.000	0-0	.000	0	1	1	2.2	0	0	1	0	0	2	3.4	
at Providence College	2/6/13	10	0-1	.000	0-1	.000	0-0	.000	0	0	0	2.1	2	0	0	0	0	0	3.2	
PITT	2/9/13	17	1-2	.500	1-2	.500	1-2	.500	1	3	4	2.2	0	1	0	0	0	4	3.3	
VILLANOVA	2/12/13	17	2-5	.400	2-4	.500	1-2	.500	2	2	4	2.2	1	1	0	0	0	7	3.4	
GEORGETOWN	2/15/13	17	1-6	.167	0-5	.000	0-0	.000	0	2	2	2.2	2	0	0	0	0	2	3.3	
at UCONN	2/21/13	12	1-1	1.000	0-0	.000	0-0	.000	0	1	1	2.2	1	0	1	0	0	2	3.3	
at Notre Dame	2-24-13	8	0-2	.000	0-1	.000	0-0	.000	0	0	0	2.1	0	1	0	0	0	0	3.2	
UCONN	03/02/13	22	3-4	.750	1-1	1.000	2-2	1.000	3	1	4	2.2	0	0	1	0	2	9	3.4	
at LOUISVILLE	3/4/13	18	0-2	.000	0-1	.000	0-0	.000	1	2	3	2.2	2	2	0	0	0	0	3.3	
USF	3/9/13	17	1-4	.250	0-2	.000	0-0	.000	0	1	1	2.2	0	2	1	0	0	2	3.2	
vs Providence	3/13/13	17	2-7	.286	1-3	.333	1-2	.500	2	0	2	2.2	0	0	1	0	1	6	3.3	
vs Georgetown	3/14/13	12	0-2	.000	0-1	.000	0-0	.000	1	0	1	2.1	2	0	1	0	0	0	3.2	
vs Creighton	3/22/13	2	0-1	.000	0-1	.000	0-0	.000	0	1	1	2.1	1	0	0	0	0	0	3.1	
Totals		1	440	38-103	.369	13-48	.271	17-32	.531	26	45	71	2.1	21	26	21	3	11	106	3.1

2011-12 (FRESHMAN SEASON)

Opponent	Date	gs	min	Total		3-Pointers		Free throws		Rebounds				pf	a	tlo	blk	stl	pts	avg
				fg-fga	pct	3fg-fga	pct	ft-fa	pct	off	def	tot	avg							
ALABAMA STATE	11/13/11	10	0-1	.000	0-0	.000	0-0	.000	0	0	0	0.0	1	0	1	0	0	0	0.0	
JACKSONVILLE STATE	11/15/11	12	3-4	.750	0-0	.000	0-0	.000	1	0	1	0.5	0	1	1	0	0	6	3.0	
PRESBYTERIAN	11/19/11	5	0-0	.000	0-0	.000	0-0	.000	0	0	0	0.3	0	0	0	0	0	0	2.0	
NORTHWESTERN STATE	11/21/11	12	1-1	1.000	0-0	.000	1-3	.333	0	1	1	0.5	0	0	1	0	0	3	2.3	
MARSHALL	11/25/11	5	0-2	.000	0-2	.000	0-1	.000	0	1	1	0.6	0	0	0	0	0	0	1.8	
MIAMI (OHIO)	11/29/11	3	0-0	.000	0-0	.000	1-2	.500	0	1	1	0.7	0	0	0	0	0	1	1.7	
at Georgia	12/02/11	5	0-1	.000	0-1	.000	2-4	.500	0	0	0	0.6	0	0	0	0	0	2	1.7	
at Xavier	12/10/11	2	0-0	.000	0-0	.000	0-0	.000	0	0	0	0.5	0	0	0	0	0	0	1.5	
at Wright State	12/14/11	18	3-3	1.000	3-3	1.000	0-0	.000	1	3	4	0.9	0	1	0	0	1	9	2.3	
RADFORD	12/17/11	22	3-4	.750	2-2	1.000	4-4	1.000	2	1	3	1.1	2	1	1	0	0	12	3.3	
ARKANSAS-PINE BLUFF	12/21/11	25	1-4	.250	0-1	.000	0-0	.000	2	5	7	1.6	0	1	0	0	0	2	3.2	
CHICAGO STATE	12/23/11	17	1-4	.250	1-3	.333	0-0	.000	1	1	2	1.7	1	0	0	0	0	3	3.2	
vs Oklahoma	12/29/11	19	0-5	.000	0-4	.000	0-2	.000	2	1	3	1.8	2	1	1	0	0	0	2.9	
at Pittsburgh	01/01/12	6	0-0	.000	0-0	.000	0-0	.000	0	0	0	1.6	0	0	0	0	1	0	2.7	
NOTRE DAME	01/04/12	2	0-0	.000	0-0	.000	0-0	.000	0	0	0	1.5	0	0	0	0	0	0	2.5	
ST. JOHN'S	01/07/12	11	0-1	.000	0-0	.000	1-2	.500	1	1	2	1.6	1	1	1	0	0	1	2.4	
at Georgetown	01/09/12	5	0-0	.000	0-0	.000	0-0	.000	0	1	1	1.5	0	1	0	0	0	0	2.3	
at Connecticut	1/18/12	6	0-0	.000	0-0	.000	0-0	.000	1	0	1	1.5	1	1	0	0	0	0	2.2	
SYRACUSE	01/23/12	5	0-0	.000	0-0	.000	0-0	.000	0	0	0	1.4	0	2	0	0	0	0	2.1	
at Rutgers	01/28/12	3	0-0	.000	0-0	.000	0-0	.000	0	1	1	1.4	0	0	1	0	0	0	2.0	
at St. John's	2/8/12	13	1-3	.333	0-0	.000	0-0	.000	0	2	2	1.4	2	2	1	0	0	2	2.0	
at Marquette	2/11/12	3	0-2	.000	0-0	.000	0-0	.000	0	1	1	1.4	0	0	0	0	0	0	1.9	
PROVIDENCE	2/15/12	1	0-0	.000	0-0	.000	0-0	.000	0	0	0	1.3	0	0	1	0	0	0	1.8	
LOUISVILLE	02/23/12	4	0-0	.000	0-0	.000	0-0	.000	0	0	0	1.3	0	0	1	0	0	0	1.7	
at Villanova	03/03/12	6	1-3	.333	1-2	.500	0-0	.000	0	0	0	1.2	0	1	0	0	0	3	1.8	
vs Texas	3/16/12	11	1-3	.333	0-1	.000	0-0	.000	1	0	1	1.2	1	1	2	0	0	2	1.8	
vs Florida State	3/18/12	5	1-1	1.000	0-0	.000	0-0	.000	0	1	1	1.2	0	0	1	1	0	2	1.8	
vs Ohio State	3/22/12	2	0-0	.000	0-0	.000	0-0	.000	0	0	0	1.2	0	0	0	0	0	0	1.7	
Totals		0	238	16-42	.381	7-19	.368	9-18	.500	12	21	33	1.2	11	14	13	2	1	48	1.7

NOTRE DAME PREP (MASS.)

**23**

- AAC Player of the Week three times and an AAC Weekly Honor Roll selection nine times ... named to the AAC Championship All Tournament team ... led the AAC and ranked 18th in the nation, averaging 20.6 points ... led the AAC in three-pointers made (2.74) ranked third in free-throw shooting percentage (.845) ... tallied 701 points during 2013-14 (Mick Cronin era record) becoming only the fifth player in school history to score 700 or more points in a season ... Led the Bearcats in scoring in each of their final 20 games of the year and in 31 of 34 contests on the season ... averaged 24.7 points in six games against ranked opponents ... scored 20 or more points in 18 games ... posted a season-high 34 points in his final home game against Memphis (3/6) ... made a season-high six three-pointers in three games [USC Upstate (12/30, Temple (1/14) and at UCF (2/19)] ... scored a game-high 28 points with a trio of three-pointers, made 11 of 11 free throws and grabbed five rebounds at No. 12 Louisville (1/30) ... made a career-high 17 of 18 free throws and scored 21 points against Nebraska (12/28) ... recorded double-doubles with 21 points and 10 rebounds against Chicago State (12/23) and 26 points and a career-high 12 rebounds against UConn (2/6) ... handed out a career-high seven assists against USC Upstate (12/30) ... poured in 29 points while grabbing eight rebounds at Temple (1/26).

**Personal:** Full name is Sean Redell Kilpatrick ... born Jan. 6, 1990 in Yonkers, N.Y. ... son of Regina Williams and Sean Kilpatrick, Sr. ... has one brother, Travis Williams, and one sister, Skye Williams ... majoring in criminal justice ... selected as member of University of Cincinnati's Collegiate 100 Black Men's Honorary and Sigma Sigma Men's Honorary in spring 2012.

Season	gp-gs		Total		3-Point		F-Throws		Rebounds				Other Stats							Scoring					
	gp	gs	fg-fga	pct	fg-fga	pct	ft-fa	pct	off	def	tot	avg	pf	fo	ast	to	blk	stl	pts	avg					
2010-11	35	1	720	20.6	114	261	.437	46	122	.377	65	90	.722	42	69	111	3.2	45	0	52	43	2	27	339	9.7
2011-12	37	37	1277	34.5	185	432	.428	92	245	.376	66	88	.750	52	117	169	4.6	49	0	78	56	12	49	528	14.3
2012-13	34	33	1169	34.4	194	488	.398	82	267	.307	107	145	.738	45	131	176	5.2	42	0	63	67	8	42	577	17.0
2013-14	34	34	1149	33.8	154	506	.423	93	267	.348	180	213	.845	36	110	146	4.3	46	0	86	70	1	48	701	20.6
TOTAL	140	105	4315	30.8	707	1687	.419	313	901	.347	418	536	.780	175	427	602	4.3	182	0	279	236	23	166	2145	15.3

## 2013-14 CINCINNATI BASKETBALL • SEASON RECAP

## 23 - SEAN KILPATRICK • G • 6-4 • 210 • SR. • YONKERS, N.Y.

## GAME-BY-GAME STATISTICS

## 2013-14 (R-SENIOR SEASON)

Opponent	Date	gs	min	Total		3-Pointers		Free throws		Rebounds				pts	avg						
				fg-fga	pct	3fg-fga	pct	ft-fa	pct	off	def	tot	avg								
NORTH CAROLINA CENT	11/08/13	*	34	6-13	.462	2-7	.286	8-9	.889	3	4	7	7.0	3	4	2	0	3	22	22.0	
NC STATE	11/12/13	*	31	5-13	.385	3-6	.500	8-8	1.000	1	0	1	4.0	3	3	1	0	2	21	21.5	
APPALACHIAN ST.	11/16/13	*	28	5-8	.625	2-4	.500	0-0	.000	0	4	4	4.0	0	1	0	1	12	18.3		
CAMPBELL	11/20/13	*	32	9-12	.750	3-6	.500	2-2	1.000	0	3	3	3.8	2	1	0	0	3	23	19.5	
UMASS LOWELL	11/26/13	*	23	7-13	.538	2-5	.400	2-5	.400	1	5	6	4.2	2	2	0	0	1	18	19.2	
KENNESAW ST.	12/03/13	*	26	7-16	.438	5-10	.500	1-1	1.000	1	2	3	4.0	1	6	5	0	2	20	19.3	
USC UPSTATE	12/03/13	*	26	6-9	.667	6-9	.667	4-4	1.000	0	3	3	3.9	0	7	1	0	0	22	19.7	
at New Mexico	12/07/13	*	36	5-18	.278	1-7	.143	8-8	1.000	0	4	4	3.9	1	2	1	0	1	19	19.6	
vs Xavier	12/14/13	*	27	4-9	.444	1-3	.333	8-12	.667	0	1	1	3.6	2	2	4	0	2	17	19.3	
vs Pittsburgh	12/17/13	*	35	4-13	.308	1-8	.125	0-0	.000	2	4	6	3.8	1	0	1	0	0	9	18.3	
MIDDLE TENNESSEE	12/21/13	*	31	8-16	.500	4-9	.444	3-3	1.000	1	4	5	3.9	1	2	2	0	2	23	18.7	
CHICAGO STATE	12/23/13	*	24	7-16	.438	4-10	.400	3-4	.750	5	5	10	4.4	0	4	2	0	0	21	18.9	
NEBRASKA	12/28/13	*	34	2-13	.154	0-5	.000	17-18	.944	0	3	3	4.3	0	2	1	0	1	21	19.1	
SMU	1/1/14	*	39	3-12	.250	1-7	.143	6-6	1.000	2	4	6	4.4	0	3	4	0	2	13	18.6	
at Memphis	1/4/14	*	32	5-11	.455	1-3	.333	7-9	.778	1	1	2	4.3	0	1	4	0	2	18	18.6	
at Houston	1/7/14	*	38	7-17	.412	1-8	.125	2-3	.667	1	2	3	4.2	2	2	1	0	3	17	18.5	
RUTGERS	1/11/14	*	34	3-13	.231	1-10	.100	9-10	.900	0	7	7	4.4	2	2	3	0	1	16	18.4	
TEMPLE	1/14/14	*	34	8-19	.421	6-13	.462	1-2	.500	0	3	3	4.3	0	3	1	0	3	23	18.6	
at USF	1/18/14	*	39	7-17	.412	2-9	.222	2-3	.667	0	2	2	4.2	2	1	0	0	2	18	18.6	
UCF	1/23/14	*	27	6-11	.545	3-6	.500	4-4	1.000	1	1	2	4.1	2	3	0	0	0	19	18.6	
at Temple	01/26/14	*	37	9-19	.474	5-11	.455	6-8	.750	3	5	8	4.2	3	0	1	1	2	29	19.1	
at Louisville	1/30/14	*	37	7-18	.389	3-9	.333	11-11	1.000	1	4	5	4.3	2	2	3	0	0	28	19.5	
USF	2/2/14	*	37	5-16	.313	2-8	.250	6-6	1.000	1	1	2	4.2	1	2	4	0	1	18	19.4	
UCONN	2/6/14	*	40	8-15	.533	5-8	.625	5-7	.714	1	11	12	4.5	1	6	4	0	0	26	19.7	
at SMU	02/08/14	*	38	5-18	.278	3-12	.250	9-11	.818	4	2	6	4.6	3	3	1	0	1	22	19.8	
HOUSTON	2/15/14	*	38	9-18	.500	2-6	.333	8-9	.889	1	3	4	4.5	0	6	1	0	1	28	20.1	
at UCF	2/19/14	*	29	8-16	.500	6-12	.500	1-2	.500	0	2	2	4.4	0	1	0	0	1	23	20.2	
LOUISVILLE	2/22/14	*	40	9-26	.346	3-14	.214	7-9	.778	2	4	6	4.5	2	1	5	0	1	28	20.5	
at UConn	3/1/14	*	39	4-16	.250	2-8	.250	6-7	.857	1	4	5	4.5	3	3	7	0	0	16	20.3	
MEMPHIS	03/06/14	*	36	11-18	.611	2-5	.400	10-11	.909	0	1	1	4.4	0	3	0	0	1	34	20.8	
at Rutgers	03/08/14	*	33	8-17	.471	4-11	.364	4-7	.571	1	1	2	4.3	2	2	2	0	1	24	20.9	
vs UCF	3/13/14	*	37	6-12	.500	2-5	.400	7-8	.875	2	7	9	4.5	1	4	2	0	2	21	20.9	
vs UConn	3/14/14	*	40	5-15	.333	2-7	.286	2-2	1.000	0	2	2	4.4	1	2	1	0	4	14	20.7	
vs Harvard	03/20/14	*	38	6-13	.462	3-6	.500	3-4	.750	0	1	1	4.3	3	1	5	0	2	18	20.6	
Totals			34	1149	214-506	423	93-267	.348	180-213	.845	36	110	146	4.3	46	86	70	1	48	701	20.6

## 2012-13 (R-JUNIOR SEASON)

Opponent	Date	gs	min	Total		3-Pointers		Free throws		Rebounds				pts	avg						
				fg-fga	pct	3fg-fga	pct	ft-fa	pct	off	def	tot	avg								
UT MARTIN	11/11/12	*	23	5-11	.455	1-5	.200	3-5	.600	1	2	3	3.0	1	14	14.0					
MISS. VALLEY ST.	11/13/12	*	25	9-12	.750	2-3	.667	0-0	.000	1	6	7	5.0	0	1	2	0	20	17.0		
NORTH CAROLINA A&T	11/18/12	*	26	10-15	.667	8-12	.667	1-4	.250	1	6	7	5.7	0	5	0	0	2	29	21.0	
CAMPBELL	11/20/12	*	34	6-18	.333	2-9	.222	1-4	.250	4	6	10	6.8	1	3	1	1	1	15	19.5	
vs Iowa State	11/23/12	*	37	7-14	.500	2-6	.333	16-16	1.000	0	5	5	6.4	0	3	4	0	5	32	22.0	
vs Oregon	11/24/12	*	35	4-11	.364	3-8	.375	5-8	.625	3	5	8	6.7	1	3	5	0	2	16	21.0	
ALABAMA	12/01/12	*	36	4-11	.364	1-3	.333	4-5	.800	3	2	5	6.4	3	2	1	0	1	13	19.9	
UALR	12/6/12	*	27	7-16	.438	2-4	.500	2-4	.500	2	4	6	6.4	1	2	5	0	2	18	19.6	
UMES	12/8/12	*	24	10-15	.667	2-7	.286	1-1	1.000	1	3	4	6.1	1	1	1	1	1	23	20.0	
at Marshall	12/15/12	*	35	5-15	.333	2-8	.250	1-2	.500	3	3	6	6.1	0	2	2	0	2	13	19.3	
vs Xavier	12/19/12	*	35	10-27	.370	2-10	.200	3-5	.600	3	4	7	6.2	1	0	2	1	4	25	19.8	
WRIGHT STATE	12/22/12	*	35	5-9	.556	2-6	.333	0-0	.000	0	6	6	6.2	0	4	2	0	0	12	19.2	
NEW MEXICO	12/27/12	*	34	5-22	.227	4-13	.308	1-2	.500	2	2	4	6.0	1	2	0	0	1	15	18.8	
at PITT	12/31/12	*	27	3-8	.375	1-5	.200	9-11	.818	1	3	4	5.9	2	0	1	2	0	16	18.6	
ST. JOHN'S	1/5/13	*	37	3-14	.214	0-5	.000	1-1	1.000	1	4	5	5.8	2	2	3	0	1	7	17.9	
NOTRE DAME	1/7/13	*	33	6-11	.545	3-6	.500	0-0	.000	1	3	4	5.7	1	1	1	0	0	15	17.7	
at Rutgers	1/12/13	*	36	3-12	.250	1-7	.143	3-6	.500	1	0	1	5.4	1	1	1	0	0	10	17.2	
at DePaul	01-15-13	*	31	4-7	.571	3-4	.750	7-10	.700	0	6	6	5.4	0	3	2	1	1	18	17.3	
MARQUETTE	11/19/13	*	41	11-23	.478	5-14	.357	9-10	.900	1	3	4	5.4	1	0	2	1	0	36	18.3	
at Syracuse	12/13/13	*	39	6-16	.375	6-15	.400	3-3	1.000	0	5	5	5.4	2	2	1	0	1	21	18.4	
RUTGERS	1/30/13	*	39	5-13	.385	3-8	.375	6-8	.750	0	6	6	5.4	2	4	3	0	2	19	18.4	
at Seton Hall	2/6/13	*	36	8-19	.421	5-15	.333	0-1	.000	2	5	7	5.5	2	1	1	0	2	21	18.5	
at Providence College	2/6/13	*	33	5-14	.357	1-8	.125	2-3	.667	1	1	2	5.3	1	1	3	0	2	13	18.3	
PITT	2/9/13	*	37	5-15	.333	2-8	.222	4-6	.667	1	3	4	5.3	1	1	5	0	1	16	18.2	
VILLANOVA	2/12/13	*	35	6-12	.500	4-10	.400	3-3	1.000	1	7	8	5.4	0	2	1	0	1	19	18.2	
GEORGETOWN	2/15/13	*	38	3-13	.231	1-7	.143	5-6	.833	1	5	6	5.4	2	4	2	0	0	12	18.0	
at UCONN	2/21/13	*	34	6-16	.375	3-8	.375	3-4	.750	2	5	7	5.4	3	0	2	0	0	18	18.0	
at Notre Dame	2-24-13	*	37	3-13	.231	0-3	.000	0-0	.000	1	1	2	5.3	2	1	0	0	1	6	17.6	
UCONN	03/02/13	*	39	7-16	.438	4-13	.308	2-2	1.000	0	5	5	5.3	1	3	0	1	3	20	17.7	
at LOUISVILLE	3/4/13	*	39	3-15	.200	1-9	.111	5-6	.833	4	1	5	5.3	1	2	0	0	2	17	17.5	
USF	3/9/13	*	42	5-11	.455	2-7	.286	1-1	1.000	1	4	5	5.3	1	1	3	0	1	13	17.3	
vs Providence	3/13/13	*	35	6-16	.375	2-6	.333	3-4	.750	0	4	4	5.3	1	1	2	0	1	17	17.3	
vs Georgetown	3/14/13	*	37	2-12	.167	0-8	.000	0-0	.000	1	4	5	5.2	1	3	2	0	1	4	16.9	
vs Creighton	3/22/13	*	38	7-16	.438	2-6	.333	3-4	.750	1	2	3	5.2	3	2	2	0	1	19	17.0	
Totals			33	1169	194-488	398	82-267	.307	107-145	.738	45	131	176	5.2	42	63	67	8	42	577	17.0

## SEASON/CAREER HIGHS AND MISCELLANEOUS STATISTICS

## KILPATRICK'S SEASON &amp; CAREER HIGHS

2013-14 Season	Career
34 vs. Memphis, 3/6/14	Pts 36 vs. Marquette, 1/19/13
26 vs. Louisville, 2/22/14	FG Atts 27 vs. Xavier, 12/19/12
11 vs. Memphis, 3/6/14	FG Made 11, 2x (last vs. Memphis, 3/6/14)
14 vs. Louisville, 2/22/14	3PT-FG Atts 15, 3x (last at Seton Hall, 2/2/13)
6, 3x (last at UCF, 2/19/14)	3PT-FG Made 8 vs. N.C. A&T, 11/18/12
12 vs. UConn, 2/6/14	Rebs 12 vs. UConn, 2/



# KEVIN JOHNSON

FR. • G • 6-2 • 175

CINCINNATI, OHIO

SUMMIT COUNTRY DAY

# 25

**2013-14 Season (Freshman):** Played in 33 of 34 games, averaging 3.7 points and 1.0 rebounds in 10.2 minutes ... led the team in free-throw shooting (86.7 percent) making 26 of 30 attempts, including several in clutch situations ... made his last 19 free throws of the season ... made a pair of free-throws with 11 seconds left in UC's 61-60 win at Houston (1/7) ... hit a three-pointer with 36 seconds left to secure UC's win over UCF (3/13) in the quarterfinals of the AAC Championship ... scored a season-high 11 points on 4-of-6 shooting to go with four rebounds against Nebraska (12/28) ... posted 10 points with 5-of-6 free throws against Chicago State (12/23) ... tallied eight points with a pair of three-pointers and three assists at Rutgers (3/8).

**Prior to Cincinnati:** Averaged 21 points and 5 rebounds as a senior at Summit Country Day, helping the Silver Knights to a 25-1 record and second-place regional finish ... guided his team

to a 26-1 record and the school's first Division III state crown as a junior while averaging 14.1 points, 6.6 rebounds and 2.8 assists ... earned most valuable player award in 2012 state championship game ... tabbed co-player of the year as a junior and senior ... earned co-Mr. Basketball accolades as a senior ... selected a Top 150 prospect and Top 30 shooting guard by Rivals.com ... coached by Michael Bradley.

**Personal:** Kevin Anatwon-Devon Johnson ... born June 11, 1995 ... son of Katrice Rosser-Johnson and Kevin Johnson Sr.

## JOHNSON'S SEASON & CAREER HIGHS

### 2013-14 Season

11 vs. Nebraska, 12/28/13	Pts	11 vs. Nebraska, 12/28/13
10 vs. Chicago State, 12/23/13	FG Atts	10 vs. Chicago State, 12/23/13
4, 2x (last vs. Nebraska, 12/28/13)	FG Made	4, 2x (last vs. Nebraska, 12/28/13)
6 vs. Chicago State, 12/23/13	3PT-FG Atts	6 vs. Chicago State, 12/23/13
2, 2x (last vs. UCF, 3/13/14)	3PT-FG Made	2, 2x (last vs. UCF, 3/13/14)
4 vs. Nebraska, 12/28/13	Rebs	4 vs. Nebraska, 12/28/13
3, 2x (last at UCF, 2/19/14)	Assts	3, 2x (last at UCF, 2/19/14)
2 vs. UCF, 3/13/14	Stls	2 vs. UCF, 3/13/14
1, 4x (last vs. Memphis, 3/6/14)	Blks	1, 4x (last vs. Memphis, 3/6/14)
22 vs. Xavier, 12/14/13	Mins	22 vs. Xavier, 12/14/13

### Career

## JOHNSON'S MISCELLANEOUS STATISTICS

Category	2013-14	Career
Double-Figure Scoring Games	2	2
Double-Figure Rebounding Games	0	0
Double-Double Games	0	0
20-Point Scoring Games	0	0
Games Led UC in Scoring	0	0
Games Led UC in Rebounding	0	0
Games Led UC in Assists	0	0
Games With 3+ Assists	3	3
Games With 3+ Blocks	0	0
Games With 3+ Steals	0	0
Games With 3+ Three-Pointers	0	0

## GAME-BY-GAME STATISTICS


### 2013-14 (FRESHMAN SEASON)

Opponent	Date	gs	min	Total		3-Pointers		Free throws		Rebounds										
				fg-fga	pct	3fg-fga	pct	ft-fa	pct	off	def	tot	avg	pf	a	to	blk	stl	pts	avg
NORTH CAROLINA CENT	11/08/13	9	0-5	.000	0-2	.000	0-0	.000	2	0	2	2.0	1	0	0	0	0	0	0.0	
NC STATE	11/12/13	5	0-3	.000	0-1	.000	0-0	.000	0	0	0	1.0	2	0	1	0	0	0	0.0	
APPALACHIAN ST.	11/16/13	17	1-5	.200	0-1	.000	0-0	.000	1	1	2	1.3	1	0	0	0	0	2	0.7	
CAMPBELL	11/20/13	19	2-6	.333	0-3	.000	0-0	.000	0	0	0	1.0	3	0	1	1	1	4	1.5	
UMASS LOWELL	11/26/13	15	3-7	.429	0-3	.000	1-2	.500	0	1	1	1.0	2	1	0	0	0	7	2.6	
KENNESAW ST.	11/29/13	11	2-4	.500	0-1	.000	0-0	.000	2	1	3	1.3	4	2	0	0	0	4	2.8	
USC UPSTATE	12/03/13	16	4-7	.571	1-4	.250	0-0	.000	0	1	1	1.3	3	1	0	0	1	9	3.7	
at New Mexico	12/07/13	15	2-4	.500	1-1	1.000	0-1	.000	1	2	3	1.5	4	0	0	0	0	5	3.9	
vs Xavier	12/14/13	22	2-4	.500	1-3	.333	0-1	.000	0	0	0	1.3	0	1	0	0	0	5	4.0	
vs Pittsburgh	12/17/13	3	0-0	.000	0-0	.000	0-0	.000	0	1	1	1.3	1	0	0	0	1	0	3.6	
MIDDLE TENNESSEE	12/21/13	12	1-1	1.000	0-0	.000	3-3	1.000	0	0	0	1.2	3	1	0	0	1	5	3.7	
CHICAGO STATE	12/23/13	19	2-10	.200	1-6	.167	5-6	.833	1	1	2	1.3	2	2	2	0	0	10	4.3	
NEBRASKA	12/28/13	16	4-6	.667	1-2	.500	2-2	1.000	2	2	4	1.5	0	1	1	0	1	11	4.8	
SMU	1/1/14	3	0-2	.000	0-2	.000	0-0	.000	0	0	0	1.4	1	0	0	0	0	1	4.4	
at Memphis	1/4/14	16	2-3	.667	1-1	1.000	2-2	1.000	1	2	3	1.5	3	1	2	0	1	7	4.6	
at Houston	1/7/14	9	0-4	.000	0-1	.000	2-2	1.000	2	0	2	1.5	0	0	0	0	0	1	4.4	
RUTGERS	1/11/14	11	1-4	.250	0-2	.000	2-2	1.000	0	0	0	1.4	1	0	0	0	0	4	4.4	
TEMPLE	1/14/14	9	1-2	.500	1-1	1.000	2-2	1.000	1	0	1	1.4	1	0	2	0	0	5	4.4	
at USF	1/18/14	5	0-0	.000	0-0	.000	0-0	.000	0	0	0	1.3	0	0	0	0	0	0	4.2	
UCF	1/23/14	14	1-3	.333	0-1	.000	0-0	.000	0	1	1	1.3	1	3	3	0	0	2	4.1	
at Temple	01/26/14	9	2-2	1.000	1-1	1.000	2-2	1.000	0	1	1	1.3	1	0	1	0	1	7	4.2	
at Louisville	1/30/14	1	0-0	.000	0-0	.000	0-0	.000	0	0	0	1.2	0	0	0	0	0	0	4.0	
USF	2/2/14	5	0-0	.000	0-0	.000	0-0	.000	0	0	0	1.2	1	1	1	0	0	0	3.9	
at SMU	02/08/14	6	1-2	.500	1-1	1.000	0-0	.000	1	0	1	1.2	1	0	1	0	0	3	3.8	
HOUSTON	2/15/14	5	0-0	.000	0-0	.000	0-0	.000	0	0	0	1.1	1	0	0	0	0	0	3.7	
at UCF	2/19/14	15	2-4	.500	0-1	.000	1-1	1.000	0	2	2	1.2	2	3	0	1	0	5	3.7	
LOUISVILLE	2/22/14	2	0-0	.000	0-0	.000	0-0	.000	0	0	0	1.1	0	0	0	0	0	0	3.6	
at UConn	3/1/14	2	0-0	.000	0-0	.000	0-0	.000	0	0	0	1.1	1	0	0	0	0	0	3.5	
MEMPHIS	03/06/14	3	0-0	.000	0-0	.000	4-4	1.000	0	0	0	1.0	0	0	0	0	1	0	3.5	
at Rutgers	03/08/14	11	3-5	.600	2-4	.500	0-0	.000	0	0	0	1.0	0	3	0	0	1	8	3.6	
vs UCF	3/13/14	11	3-3	1.000	2-2	1.000	0-0	.000	0	1	1	1.0	1	0	2	0	2	8	3.8	
vs UConn	3/14/14	9	1-3	.333	1-2	.500	0-0	.000	0	0	0	1.0	1	0	0	0	1	3	3.8	
vs Harvard	03/20/14	13	1-4	.250	1-2	.500	0-0	.000	0	2	2	1.0	0	1	0	0	0	3	3.7	
Totals		0	338	41-103	.398	15-48	.313	26-30	.867	14	19	33	1.0	42	21	17	3	13	123	3.7

## JOHNSON'S CAREER STATISTICS

			Total		3-Point		F-Throws		Rebounds										Scoring	
Season	gp-gs	min/avg	fg-fga	pct	fg-fga	pct	ft-fa	pct	off	def	tot	avg	pf	fo	ast	to	blk	stl	pts	avg
2013-14	33-0	338/10.2	41-103	.398	15-48	.313	26-30	.867	14	19	33	1.0	42	0	21	17	3	13	123	3.7
TOTAL	33-0	338/10.2	41-103	.398	15-48	.313	26-30	.867	14	19	33	1.0	42	0	21	17	3	13	123	3.7





# DAVID NYARSUK

SR. • C • 7-1 • 250

JUBA, SOUTH SUDAN

MOUNTAIN STATE UNIVERSITY (W.VA.)

33

**Pronunciation:** Nahr-SOOK

**2013-14 Season (Senior):** Played in 21 games without a start, averaging 1.5 points and 1.4 rebounds in 7.0 minutes ... scored a season-high five points in win at UCF (2/19) ... registered a season-best three blocks to go with four points and two rebounds at Houston (1/7) ... pulled down a season-best four rebounds twice - Appalachian State (11/16) and Chicago State (12/23) ... shot 87.5 percent from the free-throw line, making seven of eight attempts ... shot 57.1 percent from the field (12 of 21).

**2012-13 Season (Junior):** Played in 33 games with two starts, averaging 2.6 points and 2.5 rebounds in 11.3 minutes ... shot 59.1 percent (39 of 66) from the field for the season ... finished third on the team in blocks with 29 ... scored a career-high 12 points on 5-of-6 shooting to go with a career-high six rebounds against Arkansas-Little Rock (12/6) ... had a career-high five blocks against North Carolina A&T (11/18) ... had six points with three rebounds in 19 minutes in his BIG EAST debut at Pittsburgh (12/31) ... had six points, six rebounds and two blocks in 17 minutes against Connecticut (3/2).

**Prior to Cincinnati:** Played two seasons at Mountain State University, an NAIA school in Beckley, W.Va. ... helped guide the Cougars to the 2011 NAIA Division I national championship game, the 2012 national semifinals and a 59-15 combined record ... ranked second in the nation in blocks as a freshman (97) and sophomore (102) while averaging 10.2 points, 8.0 rebounds and 2.8 blocks during his two seasons ... averaged 9.8 points, 8.1 rebounds and 2.9 blocks while shooting 55.7 percent from the field and recording eight double-doubles during the 2011-12 season ... helped the Cougars finish the 2011-12 season ranked fourth in the final coaches' Top 25 poll ... ranked as the 19th-best center in the 2010 recruiting class according to ESPN ... attended Mountain State Academy, also in Beckley, W.Va., where he averaged 10 points, 10 rebounds and four blocks during the 2009-10 season ... averaged 10.1 points, 9.5 rebounds and 2.9 blocks at The Patterson School in Lenoir, N.C., during the 2008-09 campaign.

**Personal:** David Hillary Nyarsuk ... born Feb. 5, 1991 in Juba, South Sudan ... son of Hillary Modi and Catrina Andria ... has four sisters and two brothers ... tallest player in UC history.

## NYARSUK'S SEASON & CAREER HIGHS

### 2013-14 Season

5 at UCF, 2/19/14	Pts	12 vs. Arkansas Little-Rock, 12/6/12
4 at Temple, 1/26/14	FG Atts	6, 3x (last vs. Arkansas Little-Rock, 12/6/12)
2, 4x (last at UCF, 2/19/14)	FG Made	5 vs. Arkansas-Little Rock, 12/6/12
0	3PT-FG Atts	0
0	3PT-FG Made	0
4, 2x (last vs. Chicago State, 12/23/13)	Rebs	6, 4x (last vs. UConn, 3/2/13)
2 vs. Kennesaw State, 11/29/13	Assts	2, 2x (last vs. Kennesaw State, 11/29/13)
1, 2x (last at UCF, 2/19/14)	Stls	1, 4x (last at UCF, 2/19/14)
3 at Houston, 1/7/14	Blks	5 vs. N.C. A&T, 11/18/12
20 at Temple, 1/26/14	Mins	24 vs. UT Martin, 11/11/12

## NYARSUK'S MISCELLANEOUS STATISTICS

Category	2013-14	Career
Double-Figure Scoring Games	0	1
Double-Figure Rebounding Games	0	0
Double-Double Games	0	0
20-Point Scoring Games	0	0
Games Led UC in Scoring	0	0
Games Led UC in Rebounding	0	0
Games Led UC in Assists	0	0
Games With 3+ Assists	0	0
Games With 3+ Blocks	1	5
Games With 3+ Steals	0	0
Games With 3+ Three-Pointers	0	0

## GAME-BY-GAME STATISTICS

### 2012-13 (JUNIOR SEASON)

Opponent	Date	gs	min	Total		3-Pointers		Free throws		Rebounds										
				fg-fga	pct	3fg-fga	pct	ft-fa	pct	off	def	tot	avg	pf	a	t/o	blk	stl	pts	
UT MARTIN	11/11/12	24	4-6	.667	0-0	.000	1-1	1.000	1	5	6	6.0	2	0	0	2	0	9	9.0	
MISS. VALLEY ST.	11/13/12	13	3-5	.600	0-0	.000	2-4	.500	2	1	3	4.5	2	0	1	0	0	8	8.5	
NORTH CAROLINA A&T	11/18/12	12	3-3	1.000	0-0	.000	0-0	.000	2	4	6	5.0	0	1	3	5	0	6	7.7	
CAMPBELL	11/20/12	19	3-6	.500	0-0	.000	0-0	.000	1	3	4	4.8	1	0	1	0	1	6	7.3	
vs Iowa State	11/23/12	23	2-3	.667	0-0	.000	1-2	.500	3	2	5	4.8	2	1	0	1	0	5	6.7	
vs Oregon	11/24/12	11	0-1	.000	0-0	.000	0-0	.000	2	3	5	4.8	5	0	1	0	0	0	5.6	
ALABAMA	12/01/12	10	0-2	.000	0-0	.000	0-0	.000	2	1	3	4.6	0	0	0	0	0	0	4.9	
UALR	12/6/12	17	5-6	.833	0-0	.000	2-3	.667	2	4	6	4.8	4	0	2	1	0	12	5.8	
UMES	12/8/12	16	2-3	.667	0-0	.000	0-0	.000	1	1	2	4.4	3	0	3	2	0	4	5.6	
at Marshall	12/15/12	16	2-3	.667	0-0	.000	0-0	.000	2	3	5	4.5	3	0	2	1	0	4	5.4	
vs Xavier	12/19/12	10	0-0	.000	0-0	.000	0-0	.000	1	1	2	4.3	0	0	1	1	0	0	4.9	
WRIGHT STATE	12/22/12	10	1-4	.250	0-0	.000	0-0	.000	1	1	2	4.1	2	0	0	0	4	0	4.7	
NEW MEXICO	12/27/12	9	1-1	1.000	0-0	.000	0-0	.000	0	0	0	3.8	1	0	0	0	0	2	4.5	
at PITT	12/31/12	19	3-3	1.000	0-0	.000	0-0	.000	3	0	3	3.7	2	0	0	0	0	6	4.6	
ST. JOHNS	1/5/13	6	0-1	.000	0-0	.000	0-0	.000	0	0	0	3.5	0	0	0	0	1	0	4.3	
NOTRE DAME	1/7/13	10	2-2	1.000	0-0	.000	0-0	.000	0	3	3	3.4	1	0	1	0	1	4	4.3	
at Rutgers	1/12/13	6	0-1	.000	0-0	.000	0-0	.000	0	2	2	3.4	0	0	0	0	0	0	4.0	
at DePaul	01-15-13	18	1-1	1.000	0-0	.000	0-0	.000	2	1	3	3.3	1	1	1	3	0	2	3.9	
MARQUETTE	1/19/13	18	1-4	.250	0-0	.000	0-2	.000	1	1	2	3.3	5	1	1	4	0	2	3.8	
at Syracuse	1/21/13	7	0-1	.000	0-0	.000	0-0	.000	0	0	0	3.1	1	0	0	0	0	0	3.6	
RUTGERS	1/30/13	2	0-0	.000	0-0	.000	0-0	.000	0	0	0	3.0	0	0	1	0	0	0	3.4	
at Seton Hall	2/2/13	7	0-0	.000	0-0	.000	2-3	.667	1	1	2	2.9	0	0	0	0	0	2	3.4	
at Providence College	2/6/13	6	1-1	1.000	0-0	.000	0-0	.000	0	0	0	2.8	1	0	0	0	0	2	3.3	
PITT	2/9/13	13	0-0	.000	0-0	.000	0-0	.000	0	3	3	2.8	0	1	0	1	0	0	3.2	
VILLANOVA	2/12/13	4	0-0	.000	0-0	.000	0-0	.000	0	0	0	2.7	2	0	0	0	0	0	3.0	
GEORGETOWN	2/15/13	3	1-1	1.000	0-0	.000	0-0	.000	0	0	0	2.6	0	0	0	0	0	0	2.3	
at UCONN	2/15/13	13	0-0	.000	0-0	.000	0-0	.000	1	1	2	2.6	1	2	0	0	0	0	2.9	
at Notre Dame	2-24-13	8	0-1	.000	0-0	.000	0-0	.000	0	1	1	2.5	2	0	0	0	0	0	2.8	
UCONN	03/02/13	17	3-5	.600	0-0	.000	0-0	.000	5	1	6	2.6	5	0	2	2	0	6	2.9	
at LOUISVILLE	3/4/13	15	1-2	.500	0-0	.000	0-0	.000	2	3	5	2.7	2	0	0	0	0	2	2.9	
USF	3/9/13	6	0-0	.000	0-0	.000	0-0	.000	0	0	0	2.6	1	0	1	0	0	0	2.8	
vs Georgetown	3/14/13	2	0-0	.000	0-0	.000	0-0	.000	0	0	0	2.5	1	0	1	0	0	0	2.7	
vs Creighton	3/22/13	3	0-0	.000	0-0	.000	0-0	.000	0	0	0	2.5	1	0	0	0	0	0	2.6	
Totals		2	373	39-66	.591	0-0	.000	8-15	.533	35	46	81	2.5	51	7	22	29	2	86	2.6

## NYARSUK'S CAREER STATISTICS

			Total		3-Point		F-Throws		Rebounds										Scoring	
Season	gp-gs	min/avg	fg-fga	pct	fg-fga	pct	ft-fa	pct	off	def	tot	avg	pf	fo	ast	to	blk	stl	pts	avg
2012-13	33-2	373/11.3	39-66	.591	0-0	.000	8-15	.533	35	46	81	2.5	51	3	7	22	29	2	86	2.6
2013-14	21-0	146/7.0	12-21	.571	0-0	.000	7-8	.875	14	15	29	1.4	24	0	2	8	12	2	31	1.5
TOTAL	54-2	519/9.6	51-87	.586	0-0	.000	15-23	.652	49	61	110	2.0	75	3	9	30	41	4	117	2.2



# ZACK TOBLER

FR. • F • 6-5 • 215  
FORT MITCHELL, KY.  
COVINGTON CATHOLIC

# 45

**2013-14 Season (Freshman):** Played in eight games without a start, averaging 0.0 points and 0.3 rebounds in 1.6 minutes as a walk-on ... saw action in win over UCF (1/23) ... missed a three-point attempt against Chicago State (12/23) ... pulled down a rebound against Middle Tennessee (12/21) ... grabbed a rebound in his first career action versus Appalachian State (11/16).

**Prior to Cincinnati:** Averaged 14 points and eight rebounds as a senior at Covington Catholic High School, helping the Colonels to a 27-7 record and the district championship and second-place region

finish ... scored 36 points in a game his junior season - the fourth most in school history for a single game ... coached in basketball by Scott Ruthsatz ... played goalie on the school's lacrosse team his junior and senior seasons.

**Personal:** Zachary Matthew Tobler ... born Oct. 22, 1994 in Fort Mitchell, Ky. ... son of Liz and Matt Tobler ... has one brother, Jordan and one sister, Lauren.

## TOBLER'S SEASON & CAREER HIGHS

2013-14 Season			Career
0	Pts		0
1, 3x (last vs. Middle Tennessee, 12/21/13)	FG Atts	1, 3x (last vs. Middle Tennessee, 12/21/13)	
0	FG Made		0
1 vs. USC Upstate, 12/2/13	3PT-FG Atts	1 vs. USC Upstate, 12/2/13	
0	3PT-FG Made		0
1, 2x (last vs. Middle Tennessee, 12/21/13)	Rebs	1, 2x (last vs. Middle Tennessee, 12/21/13)	
0	Assts		0
0	Stls		0
0	Blks		0
4 vs. USC Upstate, 12/2/13	Mins	4 vs. USC Upstate, 12/2/13	

## TOBLER'S MISCELLANEOUS STATISTICS

Category	2013-14	Career
Double-Figure Scoring Games	0	0
Double-Figure Rebounding Games	0	0
Double-Double Games	0	0
20-Point Scoring Games	0	0
Games Led UC in Scoring	0	0
Games Led UC in Rebounding	0	0
Games Led UC in Assists	0	0
Games With 3+ Assists	0	0
Games With 3+ Blocks	0	0
Games With 3+ Steals	0	0
Games With 3+ Three-Pointers	0	0

## GAME-BY-GAME STATISTICS

### 2013-14 (FRESHMAN SEASON)

Opponent	Date	gs	min	Total fg-fga	pct	3-Pointers 3fg-fga	pct	Free throws ft-fa	pct	Rebounds off def tot	avg	pf	a	to	blk	stl	pts	avg
APPALACHIAN ST.	11/16/13	2		0-0	.000	0-0	.000	0-0	.000	0	1	1	1.0	0	0	0	0	0.0
UMASS LOWELL	11/26/13	1		0-0	.000	0-0	.000	0-0	.000	0	0	0	0.5	0	0	0	0	0.0
KENNESAW ST.	11/29/13	1		0-1	.000	0-0	.000	0-0	.000	0	0	0	0.3	1	0	0	0	0.0
USC UPSTATE	12/03/13	4		0-1	.000	0-1	.000	0-0	.000	0	0	0	0.3	0	0	0	0	0.0
vs Xavier	12/14/13	1		0-0	.000	0-0	.000	0-0	.000	0	0	0	0.2	0	0	0	0	0.0
MIDDLE TENNESSEE	12/21/13	2		0-1	.000	0-0	.000	0-0	.000	1	0	1	0.3	0	0	0	0	0.0
CHICAGO STATE	12/23/13	1		0-1	.000	0-1	.000	0-0	.000	0	0	0	0.3	0	0	0	0	0.0
UCF	1/23/14	1		0-0	.000	0-0	.000	0-0	.000	0	0	0	0.3	0	0	0	0	0.0
Totals		0	13	0-4	.000	0-2	.000	0-0	.000	1	1	2	0.3	1	0	0	0	0.0

## TOBLER'S CAREER STATISTICS

Season	gp-gs	min/avg	Total fg-fga	pct	3-Point fg-fga	pct	F-Throws ft-fa	pct	Rebounds off def tot	avg	pf	fo	ast	to	blk	stl	Scoring pts	avg
2013-14	8-0	13/1.6	0-4	.000	0-2	.000	0-0	.000	1	1	2	0.3	1	0	0	0	0	0.0
TOTAL	8-0	13/1.6	0-4	.000	0-2	.000	0-0	.000	1	1	2	0.3	1	0	0	0	0	0.0

**GAME 1 • GLOBAL SPORTS SHOOTOUT • NOV. 8, 2013**  
**NC CENTRAL (61) AT CINCINNATI (74)**  
**FIFTH THIRD ARENA (CINCINNATI, OHIO)**



Official Basketball Box Score -- Game Totals -- Final Statistics  
**North Carolina Centr vs Cincinnati**  
11/08/13 8 p.m. ET at Cincinnati, Ohio (Fifth Third Arena)



**North Carolina Centr 61 • 0-1**

#	Player	Total		3-Ptr		Rebounds			PF	TP	A	TO	Blk	Stl	Min
		FG-FGA	FT-FGA	FG-FGA	FT-FGA	Off	Def	Tot							
01	COPELAND, Jay	f	4-8	0-0	3-4	6	2	8	5	11	0	1	1	1	25
05	ANYAORAH, Ebuka	g	3-6	1-2	0-0	1	5	6	4	7	1	2	1	0	37
13	GROVES, Reggie	g	0-4	0-3	1-2	0	4	4	1	4	1	4	0	0	20
14	INGRAM, Jeremy	g	7-14	2-5	11-16	0	0	0	5	27	0	2	0	0	33
32	CHAPMAN, Emanuel	g	1-4	0-2	0-0	0	3	3	2	2	4	3	0	4	36
02	PARKS, Jordan	g	2-2	0-0	0-0	1	2	3	5	4	0	2	1	0	14
03	MOODY, Juwan	g	0-0	0-0	0-0	0	0	0	1	0	0	0	0	0	6
40	HOUSTON, Alfonzo	g	2-10	0-2	5-6	1	1	2	3	9	1	1	0	1	29
Team						2	1	3							
Totals			19-48	3-14	20-28	11	18	29	29	61	7	16	3	6	200

FG % 1st Half: 8-23 34.8% 2nd half: 11-25 44.0% Game: 19-48 39.6% Deadball Rebounds 4.1  
3FG % 1st Half: 1-7 14.3% 2nd half: 2-7 28.6% Game: 3-14 21.4%  
FT % 1st Half: 9-14 64.3% 2nd half: 11-14 78.6% Game: 20-28 71.4%

**Cincinnati 74 • 1-0**

#	Player	Total		3-Ptr		Rebounds			PF	TP	A	TO	Blk	Stl	Min
		FG-FGA	FT-FGA	FG-FGA	FT-FGA	Off	Def	Tot							
02	RUBLES, Titus	f	3-7	0-0	7-12	3	5	8	3	13	0	3	1	3	31
03	THOMAS, Shaquille	f	1-2	0-0	0-0	2	3	5	2	2	0	3	0	0	11
05	JACKSON, Justin	f	4-5	0-0	0-0	2	1	3	4	8	0	2	3	0	21
14	GUYN, Ge'Lawn	g	2-7	2-4	0-0	0	1	1	3	6	3	0	0	0	23
23	KILPATRICK, Sean	g	6-13	2-7	8-9	3	4	7	3	22	4	2	0	3	34
00	DAVIS III, Jeremiah	g	1-2	0-1	0-0	1	1	2	1	2	0	0	0	0	9
10	CAUPAIN, Troy	g	0-3	0-1	2-2	0	2	2	0	2	2	1	0	0	13
11	LAWRENCE, Jermaine	g	1-4	0-0	4-5	1	1	2	3	6	1	0	0	2	17
15	SANDERS, Jermaine	g	4-8	3-6	2-3	2	2	4	2	13	3	0	0	0	31
25	JOHNSON, Kevin	g	0-5	0-2	0-0	2	0	2	1	0	0	0	0	0	9
33	NYARSUK, David	g	0-0	0-0	0-0	0	0	0	0	0	0	1	0	0	1
Team						1	1	2							
Totals			22-56	7-21	23-31	17	21	38	22	74	13	12	4	8	200

FG % 1st Half: 12-29 41.4% 2nd half: 10-27 37.0% Game: 22-56 39.3% Deadball Rebounds 6.1  
3FG % 1st Half: 3-11 27.3% 2nd half: 4-10 40.0% Game: 7-21 33.3%  
FT % 1st Half: 13-19 68.4% 2nd half: 10-12 83.3% Game: 23-31 74.2%

Officials: Steve Olson, Archibald Whaley, Bart Lenox  
Technical fouls: North Carolina Centr-COPELAND, Jay. Cincinnati-RUBLES, Titus.  
Attendance: 6532

Score by periods	1st	2nd	Total
North Carolina Centr	26	35	61
Cincinnati	40	34	74

Last FG - NCCUM 2nd-01:51, CIN 2nd-02:09.  
Largest lead - NCCUM by 8 1st-12:38, CIN by 15 2nd-16:17.

Score tied - 1 time.  
Lead changed - 1 time.

**GAME 3 • GLOBAL SPORTS SHOOTOUT • NOV. 16, 2013**  
**APPALACHIAN STATE (49) AT CINCINNATI (77)**  
**FIFTH THIRD ARENA (CINCINNATI, OHIO)**



Official Basketball Box Score -- Game Totals -- Final Statistics  
**Appalachian St. vs Cincinnati**  
11/16/13 2 pm ET at Fifth Third Arena (Cincinnati, Ohio)



**Appalachian St. 49 • 0-3**

#	Player	Total		3-Ptr		Rebounds			PF	TP	A	TO	Blk	Stl	Min
		FG-FGA	FT-FGA	FG-FGA	FT-FGA	Off	Def	Tot							
01	BASKIN, Tevin	f	5-14	1-2	0-0	3	2	5	3	11	0	2	2	3	30
04	OBACHA, Michael	f	2-3	0-0	1-2	3	2	5	3	5	0	1	0	1	24
15	SPAGNOLO, Tommy	f	1-7	0-0	2-2	3	4	7	4	4	0	0	2	0	23
02	HAMILTON, Tab	g	2-11	1-4	0-1	3	1	4	0	5	0	3	0	0	28
23	NEAL, Mike	g	1-13	0-4	2-2	2	1	3	0	4	4	3	0	1	30
00	KOBANI, Mike	g	5-6	0-0	1-2	2	0	2	4	11	0	1	0	0	23
10	BURGESS, Chris	g	2-5	1-3	0-0	0	1	1	1	5	3	3	0	0	23
21	EAVES, Frank	g	0-3	0-1	0-0	0	0	0	0	0	0	0	0	0	6
32	TONEY, Ty	g	1-3	0-0	2-2	0	2	2	2	4	0	1	0	0	13
Team						4	2	6							
Totals			19-65	3-14	8-11	20	15	35	17	49	7	14	4	5	200

FG % 1st Half: 9-39 23.1% 2nd half: 10-26 38.5% Game: 19-65 29.2% Deadball Rebounds 1.2  
3FG % 1st Half: 1-5 20.0% 2nd half: 2-9 22.2% Game: 3-14 21.4%  
FT % 1st Half: 2-3 66.7% 2nd half: 6-8 75.0% Game: 8-11 72.7%

**Cincinnati 77 • 3-0**

#	Player	Total		3-Ptr		Rebounds			PF	TP	A	TO	Blk	Stl	Min
		FG-FGA	FT-FGA	FG-FGA	FT-FGA	Off	Def	Tot							
02	RUBLES, Titus	f	6-10	0-0	1-2	5	2	7	3	13	2	3	1	2	24
03	THOMAS, Shaquille	f	3-9	0-0	4-4	4	3	7	0	10	2	1	1	1	27
05	JACKSON, Justin	f	4-9	0-0	0-2	3	1	4	3	8	3	1	4	1	19
14	GUYN, Ge'Lawn	g	1-2	0-0	0-0	0	1	1	2	2	0	0	0	0	3
23	KILPATRICK, Sean	g	5-8	2-4	0-0	0	4	4	0	12	0	1	0	1	28
00	DAVIS III, Jeremiah	g	0-1	0-0	0-0	0	0	0	0	0	0	0	0	0	5
10	CAUPAIN, Troy	g	5-6	0-1	3-3	1	3	4	2	13	4	2	0	1	26
11	LAWRENCE, Jermaine	g	2-6	0-0	1-3	0	6	6	0	5	2	3	1	0	22
15	SANDERS, Jermaine	g	3-8	2-3	2-2	2	3	5	1	10	0	2	0	1	20
25	JOHNSON, Kevin	g	1-5	0-1	0-0	1	1	2	1	2	0	0	0	0	17
33	NYARSUK, David	g	1-3	0-0	0-0	4	0	4	2	2	0	1	1	0	7
45	TOBLER, Zack	g	0-0	0-0	0-0	0	1	1	0	0	0	0	0	0	2
Team						1	1	2							
Totals			31-67	4-9	11-16	21	26	47	14	77	13	14	8	7	200

FG % 1st Half: 16-32 50.0% 2nd half: 15-35 42.9% Game: 31-67 46.3% Deadball Rebounds 3.2  
3FG % 1st Half: 2-5 40.0% 2nd half: 2-4 50.0% Game: 4-9 44.4%  
FT % 1st Half: 6-10 60.0% 2nd half: 5-6 83.3% Game: 11-16 68.8%

Officials: Mike Stuart, Ted Valentine, Doug Simmons  
Technical fouls: Appalachian St.-None. Cincinnati-None.  
Attendance: 6194

Score by periods	1st	2nd	Total
Appalachian St.	21	28	49
Cincinnati	40	37	77

Last FG - APP 2nd-01:39, CIN 2nd-00:44.  
Largest lead - APP None, CIN by 28 2nd-02:00.

Score tied - 0 times.  
Lead changed - 0 times.

**GAME 2 • GLOBAL SPORTS SHOOTOUT • NOV. 12, 2013**  
**NC STATE (57) AT CINCINNATI (68)**  
**FIFTH THIRD ARENA (CINCINNATI, OHIO)**



Official Basketball Box Score -- Game Totals -- Final Statistics  
**NC State vs Cincinnati**  
11/12/13 5 pm ET at Fifth Third Arena (Cincinnati, Ohio)



**NC State 57 • 1-1**

#	Player	Total		3-Ptr		Rebounds			PF	TP	A	TO	Blk	Stl	Min
		FG-FGA	FT-FGA	FG-FGA	FT-FGA	Off	Def	Tot							
24	Warren, T.J.	f	5-15	1-4	2-2	1	9	10	3	13	0	1	1	2	37
22	Washington, Kyle	f	0-2	0-0	0-0	1	1	2	3	0	0	0	0	0	11
05	Lee, Desmond	g	4-13	0-3	2-4	1	3	4	1	10	1	2	0	1	33
12	Lewis, Tyler	g	2-8	1-4	2-2	0	1	1	3	7	3	2	0	0	29
22	Turner, Ralston	g	4-10	4-7	1-2	3	1	4	4	13	1	0	0	0	25
02	Barber, Anthony	g	2-6	1-1	3-6	0	1	1	2	8	2	1	0	1	29
21	Freeman, Lennard	g	1-2	0-0	1-3	3	2	5	4	3	0	0	1	1	23
21	Any, BeeJay	g	1-2	0-0	1-2	2	1	3	3	3	0	1	1	0	13
Team						5	1	6							
Totals			19-58	7-19	12-21	16	20	36	23	57	7	8	3	5	200

FG % 1st Half: 11-28 39.3% 2nd half: 8-30 26.7% Game: 19-58 32.8% Deadball Rebounds 5.1  
3FG % 1st Half: 4-9 44.4% 2nd half: 3-10 30.0% Game: 7-19 36.8%  
FT % 1st Half: 9-12 75.0% 2nd half: 3-9 33.3% Game: 12-21 57.1%

**Cincinnati 68 • 2-0**

		Total		3-Ptr	Rebounds										
#	Player	FG-FGA	FT-FGA	FT-FTA	Off	Def	Tot	PF	TP	A	TO	Blk	Stl	Min	
02	RUBLES, Titus	f	5-9	0-0	4-6	3	4	7	3	14	2	0	1	0	27
03	THOMAS, Shaquille	f	2-4	0-0	2-3	2	0	2	2	6	0	1	1	1	25
05	JACKSON, Justin	f	4-8	0-0	2-4	2	8	10	3	10	0	2	4	1	25
14	GUYN, Ge'Lawn	g	2-6	0-1	0-2	1	0	1	3	4	2	1	1	0	25
23	KILPATRICK, Sean	g	5-13	3-6	8-8	1	0	1	3	21	3	1	0	2	31
00	DAVIS III, Jeremiah	g	0-0	0-0	0-0	0	0	0	1	0	0	1	0	0	2
10	CAUPAIN, Troy	g	0-3	0-0	5-6	1	3	4	3	5	0	1	0	0	19
11	LAWRENCE, Jermaine	g	2-4	0-0	0-0	3	5	8	2	4	0	1	1	0	16
15	SANDERS, Jermaine	g	1-3	0-0	2-2	2	2	4	1	4	0	1	1	1	22
25	JOHNSON, Kevin	g	0-3	0-1	0-0	0	0	0	2	0	0	1	0	0	5
33	NYARUK, David	g	0-0	0-0	0-0	1	0	1	0	0	0	1	0	0	3
Team					1	4	5								
Totals			21-53	3-8	23-31	17	26	43	23	68	7	11	9	5	200

GAME 5 • NOV. 26, 2013  
UMASS LOWELL (49) AT CINCINNATI (79)  
FIFTH THIRD ARENA (CINCINNATI, OHIO)



Official Basketball Box Score -- Game Totals -- Final Statistics  
**UMass Lowell vs Cincinnati**  
11/26/13 7 p.m. ET at Fifth Third Arena (Cincinnati, Ohio)



UMass Lowell 49 • 0-6

##	Player	Total		3-Ptr		Rebounds			PF	TP	A TO Blk Stl				Min
		FG-FGA	FT-FTA	FG-FGA	FT-FTA	Off	Def	Tot			A	TO	Blk	Stl	
23	Kerry Weldon	f	1-2	0-0	0-2	1	4	5	2	0	1	1	3	2	20
24	Tyler Livingston	f	3-5	3-4	0-0	1	5	6	3	9	0	3	0	2	32
04	Chad Holley	g	3-9	0-2	4-7	0	3	3	2	10	1	4	0	0	40-
11	Akeem Williams	g	4-10	0-4	1-1	0	4	4	4	9	3	5	0	1	24
21	DJ Mlachnik	g	1-10	0-5	5-6	0	3	3	2	7	1	8	0	2	36
13	Mark Cornelius		1-2	0-0	2-2	0	0	0	0	4	0	0	0	0	12
34	Kennedy Chukwuocha		2-3	0-0	1-1	0	2	2	4	5	0	2	0	0	19
42	Parris Massey		1-1	0-0	1-2	2	2	4	3	3	1	2	3	0	17
	Team					0	1	1							
Totals		16-42	3-15	14-21	4	24	28	23	49	6	28	4	8	200	
FG % 1st Half: 10-20		50.0%	2nd half: 6-22	27.3%	Game: 16-42	38.1%	Deadball								
3FG % 1st Half: 2-8		25.0%	2nd half: 1-7	14.3%	Game: 3-15	20.0%	Rebounds								
FT % 1st Half: 5-8		62.5%	2nd half: 9-13	69.2%	Game: 14-21	66.7%									

Cincinnati 79 • 5-0

##	Player	Total		3-Ptr		Rebounds			PF	TP	A TO Blk Stl				Min
		FG-FGA	FT-FTA	FG-FGA	FT-FTA	Off	Def	Tot			A	TO	Blk	Stl	
02	RUBLES, Titus	f	3-6	0-0	1-1	1	5	6	0	7	0	3	2	2	21
03	THOMAS, Shaquille	f	3-7	0-2	1-2	1	3	4	1	7	5	0	0	2	24
05	JACKSON, Justin	f	5-13	0-0	3-5	8	4	12	2	13	1	2	3	0	24
14	GUYN, Ge'Lawn	g	3-7	1-5	3-4	0	3	3	1	10	0	1	0	0	18
23	KILPATRICK, Sean	g	7-13	2-5	2-5	1	5	6	2	18	2	0	0	1	23
00	DAVIS III, Jeremiah		0-0	0-0	2-2	0	0	0	1	2	1	0	0	1	7
10	CAUPAIN, Troy		1-4	0-1	5-7	2	1	3	1	7	1	2	0	2	20
11	LAWRENCE, Jermaine		1-5	0-0	0-0	0	1	1	5	2	0	3	0	2	13
15	SANDERS, Jermaine		1-5	0-3	0-0	2	1	3	2	2	1	1	0	0	18
25	JOHNSON, Kevin		3-7	0-3	1-2	0	1	1	2	7	1	0	0	0	15
33	NYARSUK, David		2-2	0-0	0-0	1	1	2	3	4	0	0	0	0	16
45	TOBLER, Zack		0-0	0-0	0-0	0	0	0	0	0	0	0	0	0	1
	Team					0	2	2							
Totals		29-69	3-19	18-28	16	27	43	20	79	12	12	5	13	200	
FG % 1st Half: 16-38		42.1%	2nd half: 13-31	41.9%	Game: 29-69	42.0%	Deadball								
3FG % 1st Half: 3-10		30.0%	2nd half: 0-9	0.0%	Game: 3-19	15.8%	Rebounds								
FT % 1st Half: 12-18		66.7%	2nd half: 6-10	60.0%	Game: 18-28	64.3%									

Officials: Tom O'Neill, Bert Smith, Chris Beaver  
Technical fouls: UMass Lowell-None. Cincinnati-None.  
Attendance: 5477

Score by periods	1st	2nd	Total
UMass Lowell	27	22	49
Cincinnati	47	32	79

Last FG - UMLM 2nd-01:12, CIN 2nd-00:38.  
Largest lead - UMLM by 5 1st-17:03, CIN by 33 2nd-02:28.

Points	In	Off	2nd	Fast	Bench
UMLM	24	10	5	14	12
CIN	46	31	14	12	24

Score tied - 4 times.  
Lead changed - 1 time.

GAME 6 • NOV. 29, 2013  
KENNESAW STATE (67) AT CINCINNATI (95)  
FIFTH THIRD ARENA (CINCINNATI, OHIO)



Official Basketball Box Score -- Game Totals -- Final Statistics  
**Kennesaw St. vs Cincinnati**  
11/29/13 4 p.m. ET at Fifth Third Arena (Cincinnati, Ohio)



Kennesaw St. 67 • 3-6

##	Player	Total		3-Ptr		Rebounds			PF	TP	A TO Blk Stl				Min
		FG-FGA	FT-FTA	FG-FGA	FT-FTA	Off	Def	Tot			A	TO	Blk	Stl	
01	PRUITT, Nigel	f	3-7	1-2	1-1	0	0	0	0	8	0	1	0	1	19
05	MORENA, Bernard	f	2-7	1-2	0-0	1	2	3	4	5	1	5	0	0	24
24	COLEMAN, Orlando	f	3-4	1-1	5-6	4	3	7	2	12	1	3	0	1	23
50	KOUASSI, Willy	c	3-3	0-0	2-3	2	3	5	4	8	1	2	0	0	16
04	BROWN, Yonel	g	0-4	0-2	0-0	0	1	1	0	0	0	1	0	0	20
03	LOVE, Delbert		3-11	2-5	0-0	0	1	1	0	8	3	0	0	2	25
13	MONTGOMERY, Jordan		0-2	0-1	0-1	0	0	0	0	0	0	0	0	0	5
21	DREES, Kris		2-2	0-0	0-0	1	1	2	2	4	0	2	0	0	14
23	WOZNIAK, Tanner		2-7	2-6	4-6	0	1	1	0	10	1	0	0	0	13
32	BYERS, Charlie		3-4	0-0	0-0	0	4	4	2	6	2	2	0	0	16
45	OSEMHEN, Andrew		2-5	0-0	2-3	1	2	3	2	6	0	3	0	0	25
	Team					3	1	4							
Totals		23-56	7-19	14-20	12	19	14	16	67	9	20	0	4	200	
FG % 1st Half: 9-25		36.0%	2nd half: 14-31	45.2%	Game: 23-56	41.1%	Deadball								
3FG % 1st Half: 4-7		57.1%	2nd half: 3-12	25.0%	Game: 7-19	36.8%	Rebounds								
FT % 1st Half: 6-8		75.0%	2nd half: 8-12	66.7%	Game: 14-20	70.0%									

Cincinnati 95 • 6-0

##	Player	Total		3-Ptr		Rebounds			PF	TP	A TO Blk Stl				Min
		FG-FGA	FT-FTA	FG-FGA	FT-FTA	Off	Def	Tot			A	TO	Blk	Stl	
02	RUBLES, Titus	f	3-7	0-0	8-8	2	3	5	2	14	1	0	0	2	21
03	THOMAS, Shaquille	f	5-7	1-1	0-0	0	2	2	1	11	2	0	0	2	21
05	JACKSON, Justin	f	5-12	0-0	1-2	2	5	7	3	11	1	0	4	0	24
14	GUYN, Ge'Lawn	g	4-7	0-2	0-1	1	1	2	8	2	0	0	0	0	21
23	KILPATRICK, Sean	g	7-16	5-10	1-1	1	2	3	1	20	6	5	0	2	26
00	DAVIS III, Jeremiah		1-1	0-0	0-0	1	1	2	0	2	1	0	0	0	6
10	CAUPAIN, Troy		2-4	0-0	2-2	2	1	3	1	6	2	2	1	2	19
11	LAWRENCE, Jermaine		4-8	0-0	1-2	3	1	4	9	1	2	2	0	0	23
15	SANDERS, Jermaine		2-5	1-3	1-2	3	2	5	0	6	0	0	0	3	13
25	JOHNSON, Kevin		2-4	0-1	0-0	2	1	3	4	4	2	0	0	0	11
33	NYARSUK, David		1-2	0-0	2-2	1	2	3	0	4	2	0	1	0	14
45	TOBLER, Zack		0-1	0-0	0-0	0	0	0	1	0	0	0	0	0	1
	Team					2	3	5							
Totals		36-74	7-17	16-20	20	24	44	19	95	20	9	6	11	200	
FG % 1st Half: 20-41		48.8%	2nd half: 16-33	48.5%	Game: 36-74	48.6%	Deadball								
3FG % 1st Half: 3-9		33.3%	2nd half: 4-8	50.0%	Game: 7-17	41.2%	Rebounds								
FT % 1st Half: 5-7		71.4%	2nd half: 11-13	84.6%	Game: 16-20	80.0%									

Officials: Mike Roberts, Bret Smith, Matt Potter  
Technical fouls: Kennesaw St.-COLEMAN, Orlando. Cincinnati-LAWRENCE, Jermaine.  
Attendance: 6627

Score by periods	1st	2nd	Total
Kennesaw St.	28	39	67
Cincinnati	48	47	95

Last FG - KSU 2nd-03:35, CIN 2nd-01:24.  
Largest lead - KSU by 2 1st-19:48, CIN by 34 2nd-07:07.

Points	In	Off	2nd	Fast	Bench
KSU	28	8	11	2	34
CIN	54	23	23	15	31

Score tied - 3 times.  
Lead changed - 3 times.

GAME 7 • DEC. 3, 2013  
USC UPSTATE (50) AT CINCINNATI (86)  
FIFTH THIRD ARENA (CINCINNATI, OHIO)



Official Basketball Box Score -- Game Totals -- Final Statistics  
**USC Upstate vs Cincinnati**  
12/03/13 7 p.m. at Fifth Third Arena (Cincinnati, Ohio)



USC Upstate 50 • 5-4

#	Player		Total		3-Ptr		Rebounds			PF	TP	A	TO	Blk	Stl	Min
			FG-FGA	FG-FGA	FT-FTA	Off	Def	Tot								
12	GLENN, Ricardo	f	3-6	0-0	6-6	2	3	5	2	12	2	4	0	0	23	
23	CRAIG, Torrey	f	4-16	0-6	2-5	5	3	8	2	10	2	2	0	0	32	
24	MAXEY, Jodd	f	2-3	0-0	0-2	0	2	2	4	4	1	2	0	1	17	
05	GREENE, Ty	g	0-4	0-3	2-2	1	2	3	1	2	3	2	0	1	34	
31	BLESSING, Mario	g	4-6	2-4	0-0	0	0	0	2	10	2	3	0	0	29	
03	MAWUENYEGA, Karim		1-4	0-1	0-0	0	1	1	1	2	0	1	0	0	9	
32	MILLER, Fred		1-3	1-2	0-0	0	2	2	3	3	1	4	0	0	18	
34	OLUMUYIWA, Babatund		2-2	0-0	0-1	1	3	4	4	4	0	3	0	0	22	
44	BUCHANAN, Michael		1-3	0-0	1-4	1	6	7	5	3	0	1	2	0	16	
Team						1	2	3								
Totals			18-47	3-16	11-20	11	24	35	24	50	11	22	2	2	200	
FG % 1st Half: 12-24			50.0%	2nd half: 6-23	26.1%	Game: 18-47			38.3%	Deadball Rebounds						
3FG % 1st Half: 1-5			20.0%	2nd half: 2-11	18.2%	Game: 3-16			18.8%	4.1						
FT % 1st Half: 9-17			52.9%	2nd half: 2-3	66.7%	Game: 11-20			55.0%							



GAME 9 • SKYLINE CHILI CROSSSTOWN CLASSIC • DEC. 14, 2013  
CINCINNATI (47) VS. XAVIER (64)  
U.S. BANK ARENA (CINCINNATI, OHIO)



Official Basketball Box Score -- Game Totals -- Final Statistics  
Cincinnati vs Xavier  
12/14/13 8:00 p.m. at Cincinnati, Ohio (U.S. Bank Arena)



Cincinnati 47 • 7-2

#	Player	Total		3-Ptr		Rebounds			PF	TP	A	TO	Blk	Stl	Min								
		FG	FGA	FG	FGA	FT	FTA	Off								Def	Tot						
02	RUBLES, Titus	f	0-6	0-0	3-4	1	3	4	2	3	1	0	0	2	24								
03	THOMAS, Shaquille	f	5-8	2-3	1-4	1	0	1	1	13	1	1	1	1	35								
05	JACKSON, Justin	f	0-1	0-0	1-2	2	3	5	3	1	1	3	0	3	28								
14	GUYN, Ge'Lawn	g	0-2	0-1	0-0	0	0	0	1	0	0	1	0	0	10								
23	KILPATRICK, Sean	g	4-9	1-3	8-12	0	1	1	2	17	2	4	0	2	27								
10	CAUPAIN, Troy	g	2-8	1-3	0-1	1	3	4	4	5	0	1	0	2	25								
11	LAWRENCE, Jermaine	g	1-3	0-0	1-2	0	2	2	2	3	1	0	0	0	21								
15	SANDERS, Jermaine	g	0-1	0-1	0-0	0	0	0	1	0	0	0	0	0	6								
25	JOHNSON, Kevin	g	2-4	1-3	0-1	0	0	0	0	5	1	0	1	0	22								
33	NYARSUK, David	g	0-0	0-0	0-0	0	0	0	0	0	0	0	0	0	1								
45	TOBLER, Zack	g	0-0	0-0	0-0	0	0	0	0	0	0	0	0	0	1								
Team						2	1	3	1														
Totals			14-42	5-14	14-26	7	13	20	17	47	7	10	2	10	200								
FG % 1st Half: 8-25 32.0%		2nd half: 6-17 35.3%		Game: 14-42 33.3%		Deadball Rebounds 6																	
3FG % 1st Half: 3-8 37.5%		2nd half: 2-6 33.3%		Game: 5-14 35.7%																			
FT % 1st Half: 6-12 50.0%		2nd half: 8-14 57.1%		Game: 14-26 53.8%																			

Xavier 64 • 8-3

#	Player		Total			3-Ptr		Rebounds			PF	TP	A	TO	Blk	Stl	Min
			FG-FGA	FG-FGA	FT-FTA	Off	Def	Tot									
20	MARTIN, Justin	f	5-9	3-5	4-4	1	4	5	4	17	2	4	0	1	29		
31	PHILMORE, Isaiah	f	2-3	0-0	2-2	0	2	2	1	6	1	2	0	0	23		
40	STAINBROOK, Matt	c	2-4	0-0	3-5	1	10	11	3	7	2	3	0	4	30		
00	CHRISTON, Semaj	g	3-7	2-3	0-0	2	2	2	5	8	2	4	0	0	20		
11	DAVIS, Dee	g	1-4	1-2	0-0	0	0	0	3	3	4	2	0	0	31		
01	REYNOLDS, Jalen		0-0	0-0	0-0	0	1	1	1	0	0	1	1	0	6		
02	FARR, James		4-4	2-2	0-0	2	4	6	5	10	1	0	0	0	13		
03	RANDOLPH, Brandon		3-6	2-3	0-0	1	3	4	2	8	1	3	0	0	24		
14	WHELAN, Tim		0-0	0-0	0-0	0	0	0	0	0	0	0	0	0	1		
15	DAVIS, Myles		2-2	1-1	0-0	0	1	1	0	5	3	0	0	1	17		
21	STAINBROOK, Tim		0-0	0-0	0-0	0	0	0	0	0	0	0	0	0	1		
22	AMOS, Landen		0-0	0-0	0-0	0	0	0	0	0	0	1	0	0	2		
32	COKER, Kevin		0-0	0-0	0-0	0	0	0	0	0	0	0	0	0	1		
35	STENGER, Erik		0-0	0-0	0-0	0	0	0	0	0	0	0	0	0	2		
Team						1	0	1									
Totals			22-39	11-16	9-11	6	27	33	24	64	16	20	2	6	200		
FG % 1st Half: 13-20		65.0%	2nd half: 9-19		47.4%	Game: 22-39		56.4%	Deadball Rebounds 0								
3FG % 1st Half: 6-9		66.7%	2nd half: 5-7		71.4%	Game: 11-16		68.8%									
FT % 1st Half: 9-10		90.0%	2nd half: 0-1		0.0%	Game: 9-11		81.8%									

Officials: Mike Stuart, Tim Clougherty, Tony Greene  
Technical fouls: Cincinnati-None, Xavier-TEAM.  
Attendance: 10250

Score by periods	1st	2nd	Total
Cincinnati	25	22	47
Xavier	41	23	64

Last FG - CIN 2nd-02:07, XU 2nd-03:43.  
Largest lead - CIN None, XU by 22 2nd-03:43.

Score tied - 0 times.  
Lead changed - 0 times.

GAME 10 • JIMMY V CLASSIC • DEC. 17, 2013  
PITTSBURGH (43) VS. CINCINNATI (44)  
MADISON SQUARE GARDEN (NEW YORK, N.Y.)



Official Basketball Box Score -- Game Totals -- Final Statistics  
Pittsburgh vs Cincinnati  
12/17/13 7pm at Madison Square Garden, New York, NY



Pittsburgh 43

#	Player		Total		3-Ptr		Rebounds			PF	TP	A	TO	Blk	Stl	Min
			FG-FGA	FG-FGA	FT-FTA	Off	Def	Tot								
02	YOUNG, Michael	f	1-4	0-1	2-4	2	5	7	0	4	2	1	1	1	30	
21	PATTERSON, Lamar	f	2-5	1-2	6-9	1	3	4	0	11	2	1	0	0	35	
42	ZANNA, Talib	c	3-6	0-0	6-10	1	3	4	4	12	0	2	0	1	34	
00	ROBINSON, James	g	1-3	1-2	2-2	0	2	2	0	5	3	1	0	1	33	
03	WRIGHT, Cameron	q	3-9	0-3	0-0	0	1	1	0	6	1	1	0	2	32	
01	ARTIS, Jamel		0-1	0-1	2-2	0	1	1	1	2	0	0	0	0	10	
05	JOHNSON, Durand		1-5	0-4	1-2	0	1	1	1	3	0	0	1	0	14	
11	RANDALL, Derrick		0-1	0-0	0-0	0	1	1	2	0	0	0	0	0	6	
13	NEWKIRK, Josh		0-1	0-0	0-0	0	0	0	1	0	1	1	0	0	6	
Team						4	2	6								
Totals			11-35	2-13	19-29	8	19	27	9	43	9	7	2	5	200	
FG % 1st Half: 6-21 28.6%			2nd half: 5-14 35.7%		Game: 11-35 31.4%		Deadball Rebounds 6									
3FG % 1st Half: 1-8 12.5%			2nd half: 1-5 20.0%		Game: 2-13 15.4%											
FT % 1st Half: 7-9 77.8%			2nd half: 12-20 60.0%		Game: 19-29 65.5%											

Cincinnati 44

#	Player		Total		3-Ptr		Rebounds			PF	TP	A	TO	Blk	Stl	Min
			FG-FGA	FG-FGA	FT-FTA	Off	Def	Tot								
02	RUBLES, Titus	f	3-9	0-0	0-0	1	1	2	3	6	1	1	1	1	1	30
03	THOMAS, Shaquille	f	0-4	0-0	0-0	1	1	2	2	0	0	1	0	0	0	20
05	JACKSON, Justin	f	6-8	0-0	0-0	7	2	9	4	12	3	3	2	1	3	32
14	GUYN, Ge'Lawn	g	2-6	1-2	0-0	0	0	0	2	5	0	0	0	0	0	22
23	KILPATRICK, Sean	g	4-13	1-8	0-0	2	4	6	1	9	0	1	0	0	0	35
10	CAUPAIN, Troy		1-1	1-1	1-2	0	2	2	2	4	2	3	0	0	0	18
11	LAWRENCE, Jermaine		2-5	0-0	0-0	1	0	1	2	4	1	0	0	0	0	15
15	SANDERS, Jermaine		2-7	0-2	0-1	1	5	6	3	4	1	0	0	1	2	22
25	JOHNSON, Kevin		0-0	0-0	0-0	0	1	1	1	0	0	0	0	0	1	3
33	NYARSUK, David		0-0	0-0	0-0	0	0	0	0	0	0	0	0	0	0	3
Team						3	3	6								
Totals				20-53	3-13	1-3	16	19	35	20	44	8	9	3	4	200
FG % 1st Half: 10-28 35.7%			2nd half: 10-25 40.0%			Game: 20-53 37.7%						Deadball Rebounds 2				
3FG % 1st Half: 0-7 0.0%			2nd half: 3-6 50.0%			Game: 3-13 23.1%										
FT % 1st Half: 0-1 0.0%			2nd half: 1-2 50.0%			Game: 1-3 33.3%										

Officials: Bryan Kersey, John Gaffney, Jeff Clark  
Technical fouls: Pittsburgh-None, Cincinnati-None.  
Attendance:  
2013 Jimmy V Classic

Score by periods	1st	2nd	Total
Pittsburgh	20	23	43
Cincinnati	20	24	44

Points	In	Off	2nd	Fast	Bench
PIT	16	14	4	7	2
CIN	30	9	16	2	12

Last FG - PITT 2nd-01:07, CIN 2nd-00:04.  
Largest lead - PITT by 5 2nd-14:50, CIN by 5 1st-04:47.

Score tied - 7 times.  
Lead changed - 10 times.

GAME 11 • DEC. 21, 2013  
MIDDLE TENNESSEE (48) AT CINCINNATI (69)  
FIFTH THIRD ARENA (CINCINNATI, OHIO)



Official Basketball Box Score -- Game Totals -- Final Statistics  
Middle Tennessee vs Cincinnati  
12/21/13 2 p.m. ET at Fifth Third Arena (Cincinnati, Ohio)



Middle Tennessee 48 • 8-4

#	Player		Total		3-Ptr		Rebounds			PF	TP	A	TO	Blk	Stl	Min
			FG-FGA	FG-FGA	FT-FTA	Off	Def	Tot								
01	HUNTER, Neiko	f	2-7	0-1	3-4	2	1	3	5	7	0	2	0	3	21	
12	JONES, Shawn	f	2-7	0-0	0-2	3	2	5	4	4	0	1	1	0	23	
05	KNIGHT, Tweety	g	1-7	0-1	5-9	2	8	10	1	7	5	6	0	2	34	
10	RAYMOND, Jaqawn	g	2-5	1-3	2-2	0	0	0	4	7	2	1	0	1	22	
23	TARRANCE, Marcus	g	0-3	0-3	0-0	0	1	1	0	0	1	1	0	0	16	
00	GIBSON, Zane		0-0	0-0	2-2	0	0	0	0	2	0	0	0	1	2	
03	PHILLIPS, Joshua		0-0	0-0	0-0	0	1	1	1	0	0	0	0	0	9	
11	CHILTON, Tharone		0-0	0-0	0-0	0	0	0	0	0	0	1	0	0	2	
21	WALKER, Torin		0-0	0-0	0-0	0	0	0	0	0	0	0	0	0	4	
24	HAMMONDS, Kerry		5-10	5-8	2-2	0	2	2	0	17	1	3	1	0	32	
30	UPSHAW, Reggie		0-4	0-0	2-4	1	1	2	1	2	1	1	0	0	25	
42	ROZIER, Jacquez		0-2	0-0	2-2	0	0	0	4	2	0	1	0	0	10	
Team						4	2	6				1				
Totals				12-45	6-16	18-27	12	18	30	20	48	10	18	2	7	200
FG % 1st Half: 5-21 23.8%			2nd half: 7-24 29.2%			Game: 12-45 26.7%						Deadball				
3FG % 1st Half: 4-11 36.4%			2nd half: 2-5 40.0%			Game: 6-16 37.5%						Rebounds				
FT % 1st Half: 7-15 46.7%			2nd half: 11-12 91.7%			Game: 18-27 66.7%						4.3				



GAME 13 • DEC. 28, 2013  
NEBRASKA (59) AT CINCINNATI (74)  
FIFTH THIRD ARENA (CINCINNATI, OHIO)



Official Basketball Box Score -- Game Totals -- Final Statistics  
**Nebraska vs Cincinnati**  
12/28/13 Noon ET at Fifth Third Arena (Cincinnati, Ohio)



Nebraska 59 • 8-4

##	Player	Total		3-Ptr	Rebounds			PF	TP	A TO Blk Stl				Min
		FG-FGA	FG-FGA		Off	Def	Tot			A	TO	Blk	Stl	
35	Pitchford, Walter	f	1-5	0-2	0-0	2	1	3	2	2	0	0	0	21
00	Webster, Tai	g	3-9	1-2	0-0	2	0	2	1	7	2	4	0	36
05	Petteway, Terran	g	6-14	4-5	6-6	1	4	5	2	22	1	2	1	30
15	Gallegos, Ray	g	6-13	4-9	2-2	0	3	3	5	18	3	0	1	38
31	Shields, Shavon	g	1-11	0-2	0-1	3	5	8	4	2	3	2	0	33
03	Parker, Benny		0-0	0-0	0-0	0	0	0	4	0	1	1	0	18
04	Hawkins, Nathan		0-0	0-0	0-0	0	0	0	1	0	1	1	0	4
21	Smith, Leslee		3-4	0-0	2-2	1	3	4	8	1	1	2	0	20
Team						3	2	5						
Totals			20-56	9-20	10-11	12	18	30	23	59	12	11	4	200

FG % 1st Half: 10-31 32.3% 2nd half: 10-25 40.0% Game: 20-56 35.7% Deadball Rebounds 0,3  
3FG % 1st Half: 3-11 27.3% 2nd half: 6-9 66.7% Game: 9-20 45.0%  
FT % 1st Half: 4-4 100.0 2nd half: 6-7 85.7% Game: 10-11 90.9%

Cincinnati 74 • 11-2

#	Player		Total		3-Ptr	Rebounds			PF	TP	A TO Blk Stl				Min
			FG-FA	FG-FA		FT-FTA	Off	Def			Tot	A	TO	Blk	
02	RUBLES, Titus	f	2-4	0-0	0-0	2	5	7	4	4	1	1	1	1	30
03	THOMAS, Shaquille	f	1-4	0-0	1-2	0	2	2	1	3	0	0	0	0	17
05	JACKSON, Justin	f	6-14	0-0	3-5	5	5	10	3	15	2	1	4	2	31
14	GUYN, Ge'Lawn	g	0-0	0-0	0-0	0	0	0	2	0	0	2	0	0	8
23	KILPATRICK, Sean	g	2-13	0-5	17-18	0	3	3	0	21	2	1	0	1	34
10	CAUPAIN, Troy		2-4	0-1	1-2	0	4	4	3	5	3	0	0	2	24
11	LAWRENCE, Jermaine		3-5	0-0	0-0	3	0	3	1	6	0	1	1	0	14
15	SANDERS, Jermaine		3-5	2-3	1-1	0	2	2	2	9	1	0	0	0	26
25	JOHNSON, Kevin		4-6	1-2	2-2	2	2	4	0	11	1	1	0	1	16
Team						3	2	5							
Totals			23-55	3-11	25-30	15	25	40	16	74	10	7	6	7	200

FG % 1st Half: 13-30 43.3% 2nd half: 10-25 40.0% Game: 23-55 41.8% Deadball Rebounds 1  
3FG % 1st Half: 2-8 25.0% 2nd half: 1-3 33.3% Game: 3-11 27.3%  
FT % 1st Half: 7-9 77.8% 2nd half: 18-21 85.7% Game: 25-30 83.3%

Officials: Jim Burr, John Higgins, Antonio Petty  
Technical fouls: Nebraska-None. Cincinnati-None.  
Attendance: 8257

Score by periods	1st	2nd	Total
Nebraska	27	32	59
Cincinnati	35	39	74

Last FG - NEB 2nd-01:06, CIN 2nd-04:48.  
Largest lead - NEB by 2 1st-10:30, CIN by 17 2nd-04:48.

Score tied - 3 times.  
Lead changed - 10 times.

GAME 15 • JAN. 4, 2014  
CINCINNATI (69) AT NO. 18/18 MEMPHIS (53)  
FEDEX FORUM (MEMPHIS, TENN.)



Official Basketball Box Score -- Game Totals -- Final Statistics  
**Cincinnati vs Memphis**  
1/4/14 11 a.m. at Memphis, Tenn. (FedExForum)



Cincinnati 69 • 13-2, 0-0

#	Player		Total		3-Ptr	Rebounds			PF	TP	A TO Blk Stl				Min
			FG-FGA	FG-FGA	FT-FTA	Off	Def	Tot			A	TO	Blk	Stl	
02	RUBLES, Titus	f	1-6	0-0	0-1	2	5	7	4	2	4	0	1	1	26
03	THOMAS, Shaquille	f	4-9	1-1	1-3	3	1	4	2	10	0	0	1	3	30
05	JACKSON, Justin	f	6-10	0-0	1-2	2	6	8	3	13	2	3	7	1	31
14	GUYN, Ge'Lawn	g	1-3	1-2	0-0	0	2	2	0	3	0	2	0	0	15
23	KILPATRICK, Sean	g	5-11	1-3	7-9	1	1	2	0	18	1	4	0	2	32
10	CAUPAIN, Troy		3-6	1-2	0-0	0	3	3	1	7	5	1	0	3	19
11	LAWRENCE, Jermaine		2-6	0-0	2-2	1	0	1	0	6	0	0	0	0	11
15	SANDERS, Jermaine		1-3	1-2	0-0	0	4	4	2	3	2	0	1	1	20
25	JOHNSON, Kevin		2-3	1-1	2-2	1	2	3	3	7	1	2	0	1	16
Team						1	3	4							
Totals			25-57	6-11	13-19	11	27	38	15	69	15	12	10	12	200

FG % 1st Half: 11-33 33.3% 2nd half: 14-24 58.3% Game: 25-57 43.9% Deadball Rebounds 2  
3FG % 1st Half: 2-6 33.3% 2nd half: 4-5 80.0% Game: 6-11 54.5%  
FT % 1st Half: 3-5 60.0% 2nd half: 10-14 71.4% Game: 13-19 68.4%

Memphis 53 • 10-3, 1-1

#	Player		Total		3-Ptr	Rebounds			PF	TP	A	TO	Blk	Stl	Min
			FG-FA	FG-FGA	FT-FTA	Off	Def	Tot							
02	GOODWIN, Shaq	f	2-5	0-0	2-3	4	2	6	3	6	1	3	0	1	35
04	NICHOLS, Austin	f	1-4	0-0	0-0	0	1	1	0	2	0	0	2	0	11
01	JACKSON, Joe	g	6-13	0-1	1-2	0	5	5	1	13	2	5	0	2	33
03	CRAWFORD, Chris	g	2-11	1-5	0-0	1	5	6	1	5	4	2	0	2	38
55	JOHNSON, Geron	g	2-13	0-5	3-4	3	2	5	5	7	2	1	1	3	28
00	WILSON, Damien		0-0	0-0	0-0	0	0	0	1	0	0	0	0	0	0
05	KING, Nick		0-0	0-0	0-0	0	1	1	0	0	0	1	0	0	3
11	DIXON JR., Michael		4-12	1-6	3-6	2	2	4	4	12	1	3	0	2	29
12	PELLOM, David		4-5	0-0	0-0	3	4	7	4	8	1	1	1	0	23
	Team					4	2	6							
Totals			21-63	2-17	9-15	17	24	41	19	53	11	16	4	10	200

FG % 1st Half: 12-26 46.2% 2nd half: 9-37 24.3% Game: 21-63 33.3% Deadball Rebounds 4,1  
3FG % 1st Half: 1-7 14.3% 2nd half: 1-10 10.0% Game: 2-17 11.8%  
FT % 1st Half: 1-1 100.0 2nd half: 8-14 57.1% Game: 9-15 60.0%

Officials: Ted Valentine, Steve Olson, Brent Hampton  
Technical fouls: Cincinnati-JACKSON, Justin. Memphis-WILSON, Damien.  
Attendance: 17191

Score by periods	1st	2nd	Total
Cincinnati	27	42	69
Memphis	26	27	53

Last FG - CIN 2nd-02:23, MEM 2nd-00:19.  
Largest lead - CIN by 18 2nd-01:12, MEM by 7 1st-06:17.

Score tied - 5 times.  
Lead changed - 5 times.

GAME 14 • JAN. 1, 2014  
SMU (57) AT CINCINNATI (65)  
FIFTH THIRD ARENA (CINCINNATI, OHIO)



Official Basketball Box Score -- Game Totals -- Final Statistics  
**SMU vs Cincinnati**  
1/1/14 6 p.m. ET at Fifth Third Arena (Cincinnati, Ohio)



SMU 57 • 10-3, 0-1

#	Player		Total		3-Ptr	FT-FTA	Rebounds			PF	TP	A	TO	Blk	Stl	Min
			FG-FGA	FG-FGA			Off	Def	Tot							
02	WILLIAMS, Shawn	f	2-3	0-0	0-0	2	3	5	2	4	1	1	0	0	13	
35	MOREIRA, Yanick	c	1-4	0-0	0-0	1	1	2	3	2	0	2	0	0	10	
03	BROWN, Sterling	g	2-4	0-0	0-0	1	2	3	1	4	1	2	0	0	18	
11	MOORE, Nic	g	4-10	0-2	1-1	0	0	0	4	9	5	4	0	0	35	
12	RUSSELL, Nick	g	2-8	1-1	0-0	0	0	0	4	5	3	3	1	1	32	
01	MANUEL, Ryan		0-1	0-0	0-0	0	1	1	1	0	1	1	0	0	14	
04	FRAZIER, Keith		3-6	2-4	0-0	0	1	1	2	8	0	1	0	1	21	
05	KENNEDY, Markus		4-9	0-0	4-4	2	7	9	4	12	1	0	3	2	27	
15	CUNNINGHAM, Canner		2-2	0-0	0-0	0	2	2	2	4	0	0	1	0	9	
34	MOORE, Ben		3-4	0-0	3-4	2	3	5	2	9	0	3	0	0	21	
Team						2	2	4								
Totals			23-51	3-7	8-9	10	22	32	25	57	12	17	5	4	200	

FG % 1st Half: 12-27 44.4% 2nd half: 11-24 45.8% Game: 23-51 45.1% Deadball Rebounds 2,2  
3FG % 1st Half: 1-2 50.0% 2nd half: 2-5 40.0% Game: 3-7 42.9%  
FT % 1st Half: 5-5 100.0 2nd half: 3-4 75.0% Game: 8-9 88.9%

Cincinnati 65 • 12-2, 1-0

#	Player		Total	3-Ptr	Rebounds					PF	TP	A TO Blk Stl				Min
			FG-FGA	FG-FGA	FT-FTA	Off	Def	Tot	A			TO	Blk	Stl		
02	RUBLES, Titus	f	2-6	0-0	2-3	1	2	3	5	6	0	1	1	0	15	
03	THOMAS, Shaquille	f	2-4	0-0	6-8	0	1	1	1	10	0	1	0	0	27	
05	JACKSON, Justin	f	5-9	0-0	7-10	4	2	6	3	17	3	0	5	5	34	
14	GUYN, Ge'Lawn	g	1-5	0-2	0-0	1	1	2	1	2	0	1	0	1	14	
23	KILPATRICK, Sean	g	3-12	1-7	6-6	2	4	6	0	13	3	4	0	2	39	
10	CAUPAIN, Troy		2-5	1-2	2-2	0	1	1	1	7	2	0	0	1	24	
11	LAWRENCE, Jermaine		0-3	0-0	0-2	2	1	3	2	0	0	1	1	1	15	
15	SANDERS, Jermaine		4-6	2-3	0-0	1	2	3	1	10	0	0	0	0	27	
25	JOHNSON, Kevin		0-2	0-2	0-0	0	0	0	1	0	0	0	0	1	3	
33	NYARSUK, David		0-0	0-0	0-0	0	0	0	1	0	0	0	0	0	2	
Team						2	3	5								
Totals			19-52	4-16	23-31	13	17	30	16	65	8	8	7	11	200	

FG % 1st Half: 8-26 30.8% 2nd half: 11-26 42.3% Game: 19-52 36.5% Deadball Rebounds 4  
3FG % 1st Half: 4-11 36.4% 2nd half: 0-5 0.0% Game: 4-16 25.0%  
FT % 1st Half: 12-13 92.3% 2nd half: 11-18 61.1% Game: 23-31 74.2%

Officials: Mike Stuart, Ray Natili, Doug Simmons  
Technical fouls: SMU-None. Cincinnati-None.  
Attendance: 7239

Score by periods	1st	2nd	Total
SMU	30	27	57
Cincinnati	32	33	65

GAME 17 • JAN. 11, 2014  
RUTGERS (51) AT CINCINNATI (71)  
FIFTH THIRD ARENA (CINCINNATI, OHIO)



Official Basketball Box Score -- Game Totals -- Final Statistics  
**Rutgers vs Cincinnati**  
1/11/14 6 p.m. ET at Fifth Third Arena (Cincinnati, Ohio)



Rutgers 51 • 7-9, 1-2

#	Player		Total		3-Ptr		Rebounds			PF	TP	A TO Blk Stl				Min
			FG-FGA	FG-FGA	FT-FTA	Off	Def	Tot	A			TO	Blk	Stl		
10	ETOU, Junior	f	2-6	0-1	0-1	1	2	3	5	4	1	1	1	0	20	
11	JACK, Kadeem	f	3-10	0-0	4-12	4	5	9	3	10	1	4	0	0	35	
33	JUDGE, Wally	f	1-6	0-0	2-2	1	2	3	5	4	0	3	0	0	23	
44	MOORE, J.J.	f	3-8	0-4	0-1	0	4	4	2	6	3	2	0	2	30	
04	MACK, Myles	g	6-14	1-6	4-4	0	1	1	1	17	2	1	1	1	35	
00	KONE, Malik		2-2	0-0	1-1	0	1	1	3	5	0	2	0	1	10	
03	OKORO, Kerwin		0-0	0-0	0-0	0	0	0	0	0	0	0	0	0	1	
15	BROWN, Craig		1-4	1-1	0-0	2	0	2	4	3	2	0	0	2	21	
21	ZURICH, Stephen		0-0	0-0	0-0	0	0	0	0	0	0	0	0	0	1	
35	LEWIS, Greg		0-1	0-0	0-0	1	2	3	5	0	0	0	1	0	11	
55	CAMPBELL, D'Von		1-5	0-3	0-0	1	1	2	0	2	0	0	0	0	13	
Team						1	1	2								
Totals			19-56	2-15	11-21	11	19	30	28	51	9	14	3	6	200	

FG % 1st Half: 13-30 43.3% 2nd half: 6-26 23.1% Game: 19-56 33.9% Deadball Rebounds 5,1  
3FG % 1st Half: 1-6 16.7% 2nd half: 1-9 11.1% Game: 2-15 13.3%  
FT % 1st Half: 5-9 55.6% 2nd half: 6-12 50.0% Game: 11-21 52.4%

Cincinnati 71 • 15-2, 4-0

#	Player	Total		3-Ptr		Rebounds			PF	TP	A TO Blk Stl				Min
		FG-FGA	FG-FGA	FT-FTA	Off	Def	Tot								
02	RUBLES, Titus	f	1-2	0-0	2-2	1	9	10	4	4	5	3	1	1	33
03	THOMAS, Shaquille	f	2-7	1-2	6-6	0	3	3	0	11	0	0	0	2	28
05	JACKSON, Justin	f	4-5	0-0	3-6	2	5	7	4	11	3	2	3	1	20
14	GUYN, Ge'Lawn	g	0-1	0-1	0-0	0	1	1	2	0	0	0	0	0	11
23	KILPATRICK, Sean	g	3-13	1-10	9-10	0	7	7	2	16	2	3	0	1	34
10	CAUPAIN, Troy		5-6	2-3	2-5	0	2	2	3	14	1	4	0	0	23
15	SANDERS, Jermaine		2-3	0-0	5-7	0	1	1	2	9	1	1	1	0	26
25	JOHNSON, Kevin		1-4	0-2	2-2	0	0	0	1	4	0	0	0	0	11
33	NYARSUK, David		0-1	0-0	2-2	0	1	1	3	2	0	1	2	0	14
Team						3	0	3							
Totals			18-42	4-18	31-40	6	29	35	21	71	12	14	7	5	200
FG % 1st Half: 9-21		42.9%	2nd half: 9-21	42.9%	Game: 18-42	42.9%									Deadball Rebounds 7,2
3FG % 1st Half: 1-8		12.5%	2nd half: 3-10	30.0%	Game: 4-18	22.2%									
FT % 1st Half: 15-20		75.0%	2nd half: 16-20	80.0%	Game: 31-40	77.5%									

FG % 1st Half: 9-21 42.9% 2nd half: 9-21 42.9% Game: 18-42 42.9% Deadball Rebounds 7,2  
3FG % 1st Half: 1-8 12.5% 2nd half: 3-10 30.0% Game: 4-18 22.2%  
FT % 1st Half: 15-20 75.0% 2nd half: 16-20 80.0% Game: 31-40 77.5%

Officials: Pat Driscoll, Hal Lusk, Alfred Smith  
Technical fouls: Rutgers-None. Cincinnati-None.  
Attendance: 10872

Score by periods	1st	2nd	Total
Rutgers	32	19	51
Cincinnati	34	37	71

Last FG - RUTGERS 2nd-11:45, CIN 2nd-00:47.  
Largest lead - RUTGERS by 3 1st-15:18, CIN by 20 2nd-00:47.  
Score tied - 8 times.  
Lead changed - 8 times.

GAME 19 • JAN. 18, 2014  
NO. 19/23 CINCINNATI (61) AT USF (54)  
USF SUN DOME (TAMPA, FLA.)



Official Basketball Box Score -- Game Totals -- Final Statistics  
**Cincinnati vs USF**  
1/18/14 5 PM at Tampa, Fla. (Sun Dome)



Cincinnati 61 • 17-2, 6-0

#	Player		Total		3-Ptr		Rebounds			PF	TP					Min
			FG-FGA	FG-FGA	FT-FTA	Off	Def	Tot	A			TO	Blk	Stl		
02	RUBLES, Titus	f	2-5	0-0	1-2	1	3	4	1	5	5	5	3	0	32	
03	THOMAS, Shaquille	f	3-4	0-0	4-4	1	2	3	3	10	0	2	0	1	23	
05	JACKSON, Justin	f	3-8	0-0	3-5	3	2	5	2	9	2	2	1	3	26	
14	GUYN, Ge'Lawn	g	3-4	2-3	0-0	0	3	3	3	8	0	0	0	1	22	
23	KILPATRICK, Sean	g	7-17	2-9	2-3	0	2	2	2	18	1	0	0	2	39	
10	CAUPAIN, Troy		1-5	1-3	2-2	0	6	6	1	5	2	2	0	0	18	
15	SANDERS, Jermaine		2-6	2-4	0-0	0	1	1	0	6	2	0	2	0	26	
25	JOHNSON, Kevin		0-0	0-0	0-0	0	0	0	0	0	0	0	0	0	5	
33	NYARSUK, David		0-0	0-0	0-0	0	1	1	2	0	0	0	0	0	9	
Team						2	3	5								
Totals			21-49	7-19	12-16	7	23	30	14	61	12	11	6	7	200	

FG % 1st Half: 10-23 43.5% 2nd half: 11-26 42.3% Game: 21-49 42.9% Deadball Rebounds 1  
3FG % 1st Half: 3-11 27.3% 2nd half: 4-8 50.0% Game: 7-19 36.8%  
FT % 1st Half: 7-9 77.8% 2nd half: 5-7 71.4% Game: 12-16 75.0%

USF 54 • 10-8, 1-4

#	Player		Total		3-Ptr		Rebounds			PF	TP					Min
			FG-FGA	FG-FGA	FT-FTA	Off	Def	Tot	A			TO	Blk	Stl		
02	RUDD, Victor	f	5-13	0-4	2-2	2	7	9	2	12	2	2	0	0	0	32
03	LEDAY, Zach	f	0-2	0-0	2-2	4	1	5	3	2	0	0	0	0	0	21
05	EGBUNU, John	c	4-5	0-0	2-4	1	6	7	1	10	0	1	0	0	0	27
00	BROCK, Martino	g	3-6	0-1	2-4	1	1	2	2	8	2	3	0	2	2	22
04	ALLEN JR, Corey	g	0-4	0-1	0-0	0	2	2	3	0	3	3	1	2	31	
10	HEATH, Josh		1-5	0-0	0-0	0	0	0	1	2	6	2	0	0	0	19
15	MCLENDON, Shemiye		0-1	0-0	0-0	1	2	3	0	0	1	2	0	0	9	9
21	HAWKINS, Javontae		6-9	2-3	1-2	0	1	1	3	15	0	0	0	0	0	23
23	PERRY, Chris		1-6	0-0	3-4	1	3	4	1	5	0	0	0	0	0	16
Team						2	1	3								
Totals			20-51	2-9	12-18	12	24	36	16	54	14	13	1	4		200

FG % 1st Half: 8-22 36.4% 2nd half: 12-29 41.4% Game: 20-51 39.2% Deadball Rebounds 2  
3FG % 1st Half: 1-4 25.0% 2nd half: 1-5 20.0% Game: 2-9 22.2%  
FT % 1st Half: 9-14 64.3% 2nd half: 3-4 75.0% Game: 12-18 66.7%

Officials: Duke Edsall, Lee Cassell, Matt Potter  
Technical fouls: Cincinnati-None. USF-None.  
Attendance: 5322  
Delay of game warning on CIN Justin Jackson at 10:24 of 2nd half

Score by periods	1st	2nd	Total
Cincinnati	30	31	61
USF	26	28	54

Last FG - CIN 2nd-02:28, USF 2nd-01:10.  
Largest lead - CIN by 10 1st-09:35, USF by 2 1st-02:40.  
Score tied - 3 times.  
Lead changed - 6 times.

GAME 18 • JAN. 14, 2014  
TEMPLE (58) AT NO. 19/23 CINCINNATI (69)  
FIFTH THIRD ARENA (CINCINNATI, OHIO)



Official Basketball Box Score -- Game Totals -- Final Statistics  
**Temple vs Cincinnati**  
1/14/14 9 p.m. ET at Fifth Third Arena (Cincinnati, Ohio)



Temple 58 • 5-10, 0-5

#	Player		Total		3-Ptr		Rebounds			PF	TP	A				Min
			FG-FGA	FG-FGA	FT-FTA	Off	Def	Tot	A			To	Blk	Stl		
03	LEE, Anthony	f	5-16	0-0	4-7	3	8	11	3	14	0	2	1	3	33	
23	WATSON, Devontae	f	0-0	0-0	0-0	0	1	1	4	0	0	1	0	1	10	
01	BROWN, Josh	g	1-4	0-0	1-5	2	1	3	1	3	6	5	0	1	40-	
25	DECOSEY, Quenton	g	7-15	0-4	3-4	0	5	5	2	17	1	0	1	2	40	
32	PEPPER, Dalton	g	8-15	4-7	1-2	0	2	2	2	21	0	4	0	0	40-	
10	WILLIAMS, Mark		1-2	1-1	0-0	0	2	2	3	3	0	1	0	0	19	
13	PENDERGAST, Nick		0-0	0-0	0-0	0	1	1	1	0	0	0	0	0	0+	
15	MCDONNELL, Jimmy		0-0	0-0	0-0	1	2	3	3	0	0	2	0	0	18	
Team						6	1	7								
Totals			22-52	5-12	9-18	12	23	35	19	58	7	15	2	7	200	
FG % 1st Half: 10-25			40.0%	2nd half: 12-27	44.4%	Game: 22-52		42.3%	Deadball							
3FG % 1st Half: 3-5			60.0%	2nd half: 2-7	28.6%	Game: 5-12		41.7%	Rebounds							
FT % 1st Half: 2-5			40.0%	2nd half: 7-13	53.8%	Game: 9-18		50.0%	4,1							

FG % 1st Half: 10-25 40.0% 2nd half: 12-27 44.4% Game: 22-52 42.3% Deadball Rebounds 4,1  
3FG % 1st Half: 3-5 60.0% 2nd half: 2-7 28.6% Game: 5-12 41.7%  
FT % 1st Half: 2-5 40.0% 2nd half: 7-13 53.8% Game: 9-18 50.0%

Cincinnati 69 • 16-2, 5-0

#	Player		Total		3-Ptr		Rebounds			PF	TP	A				Min
			FG-FGA		FG-FGA	FT-FTA	Off	Def	Tot			To	Bk	Stl		
02	RUBLES, Titus	f	3-7		0-0	7-7	5	7	12	4	13	2	4	1	1	34
03	THOMAS, Shaquille	f	2-3		0-0	0-0	2	2	4	2	4	3	1	0	0	24
05	JACKSON, Justin	f	6-9		0-0	3-9	5	5	10	5	15	1	3	6	2	32
14	GUYN, Ge'Lawn	g	1-8		0-4	0-0	1	1	2	1	2	1	0	0	1	20
23	KILPATRICK, Sean	g	8-19		6-13	1-2	0	3	3	0	23	3	1	0	3	34
10	CAUPAIN, Troy		0-3		0-2	2-2	0	0	0	3	2	5	0	0	1	17
15	SANDERS, Jermaine		2-5		1-3	0-1	0	1	1	0	5	1	0	0	0	24
25	JOHNSON, Kevin		1-2		1-1	2-2	1	0	1	1	5	0	2	0	0	9
33	NYARSUK, David		0-0		0-0	0-0	0	2	2	1	0	0	0	0	0	6
Team							1	1	2							
Totals				23-56	8-23	15-23	15	22	37	17	69	16	11	7	8	200
FG % 1st Half: 10-30			33.3%	2nd half: 13-26			50.0%	Game: 23-56			41.1%	Deadball				
3FG % 1st Half: 3-11			27.3%	2nd half: 5-12			41.7%	Game: 8-23			34.8%	Rebounds				
FT % 1st Half: 4-7			57.1%	2nd half: 11-16			68.8%	Game: 15-23			65.2%	2,1				

FG % 1st Half: 10-30 33.3% 2nd half: 13-26 50.0% Game: 23-56 41.1% Deadball Rebounds 2,1  
3FG % 1st Half: 3-11 27.3% 2nd half: 5-12 41.7% Game: 8-23 34.8%  
FT % 1st Half: 4-7 57.1% 2nd half: 11-16 68.8% Game: 15-23 65.2%

Officials: John Higgins, Bert Smith, Doug Simmons  
Technical fouls: Temple-None. Cincinnati-None.  
Attendance: 9864

Score by periods	1st	2nd	Total
Temple	25	33	58
Cincinnati	27	42	69

Last FG - TU 2nd-00:14, CIN 2nd-00:51.  
Largest lead - TU by 2 1st-19:26, CIN by 12 2nd-00:19.  
Score tied - 6 times.  
Lead changed - 5 times.

GAME 20 • JAN. 23, 2014  
UCF (51) AT NO. 15/16 CINCINNATI (69)  
FIFTH THIRD ARENA (CINCINNATI, OHIO)



Official Basketball Box Score -- Game Totals -- Final Statistics

**GAME 21 • JAN. 26, 2014**  
**NO. 15/16 CINCINNATI (80) AT TEMPLE (76)**  
**LIACOURAS CENTER (PHILADELPHIA, PA.)**



Official Basketball Box Score -- Game Totals -- Final Statistics  
**Cincinnati vs Temple**  
01/26/14 4:00pm at Philadelphia, Pa. (Liacouras Center)



**Cincinnati 80 • 19-2, 8-0**

#	Player		Total			3-Ptr			Rebounds			PF	TP	A	TO	Blk	Stl	Min
			FG	FGA	FT	FTA	Off	Def	Tot									
02	RUBLES, Titus	f	4	7	0	0	1	2	2	4	6	3	9	4	2	1	1	34
03	THOMAS, Shaquille	f	7	9	0	1	1	3	1	3	4	5	15	2	1	1	0	32
05	JACKSON, Justin	f	0	1	0	0	1	2	0	1	1	0	1	0	0	0	0	6
14	GUYN, Ge'Lawn	g	1	4	1	2	0	0	0	2	2	2	3	2	1	1	2	22
23	KILPATRICK, Sean	g	9	19	5	11	6	8	3	5	8	3	29	0	1	1	2	37
10	CAUPAIN, Troy		3	5	0	2	2	2	0	1	1	1	8	9	2	0	1	24
15	SANDERS, Jermaine		1	2	0	1	2	3	0	2	2	4	0	2	1	0	16	
25	JOHNSON, Kevin		2	2	1	1	2	2	0	1	1	1	7	0	1	0	1	9
33	NYARSUK, David		2	4	0	0	0	0	2	1	3	4	4	0	1	2	0	20
Team									0	3	3							
Totals			29	53	7	18	15	22	8	23	31	23	80	17	11	7	7	200

FG % 1st Half: 13-29 44.8% 2nd half: 16-24 66.7% Game: 29-53 54.7% Deadball  
3FG % 1st Half: 5-14 35.7% 2nd half: 2-4 50.0% Game: 7-18 38.9% Rebounds  
FT % 1st Half: 5-9 55.6% 2nd half: 10-13 76.9% Game: 15-22 68.2% 3

**Temple 76 • 5-13, 0-7**

#	Player		Total		3-Ptr		Rebounds					PF	TP	A	TO	Blk	Stl	Min
			FG-FA	FG-FA	FT-FTA	Off	Def	Tot										
03	LEE, Anthony	f	3-4	0-0	6-8	3	3	6	5	12	2	1	1	0			32	
23	WATSON, Devontae	f	0-0	0-0	0-0	1	2	3	0	0	0	0	2	0			12	
02	CUMMINGS, Will	g	2-7	2-3	8-9	2	4	6	4	14	5	2	0	0			36	
25	DECOSEY, Quenton	g	3-15	0-7	2-2	2	3	5	1	8	2	0	0	0			39	
32	PEPPER, Dalton	g	10-21	8-14	5-5	0	5	5	1	33	2	3	0	2			38	
01	BROWN, Josh		1-5	0-0	3-3	0	0	0	0	5	1	1	0	1			25	
10	WILLIAMS, Mark		1-2	0-0	0-0	1	1	2	3	2	1	2	0	0			13	
15	MCDONNELL, Jimmy		1-1	0-0	0-0	0	1	1	2	2	0	1	0	0			5	
Team						3	1	4						1				
Totals			21-55	10-24	24-27	12	20	32	16	76	13	11	3	3				200

FG % 1st Half: 7-26 26.9% 2nd half: 14-29 48.3% Game: 21-55 38.2% Deadball  
3FG % 1st Half: 2-12 16.7% 2nd half: 8-12 66.7% Game: 10-24 41.7% Rebounds  
FT % 1st Half: 10-11 90.9% 2nd half: 14-16 87.5% Game: 24-27 88.9% 2

Officials: Ted Valentine, Ray Natili, Jeffrey Anderson  
Technical fouls: Cincinnati-None. Temple-None.  
Attendance: 6753

Score by periods	1st	2nd	Total
Cincinnati	36	44	80
Temple	26	50	76

Last FG - CIN 2nd-01:22, TU 2nd-00:36.  
Largest lead - CIN by 19 2nd-14:07, TU by 1 1st-19:09.

Score tied - 5 times.  
Lead changed - 2 times.

**GAME 23 • FEB. 2, 2014**  
**USF (45) AT NO. 13/15 CINCINNATI (50)**  
**FIFTH THIRD ARENA (CINCINNATI, OHIO)**



Official Basketball Box Score -- Game Totals -- Final Statistics  
**USF vs Cincinnati**  
2/2/14 12 p.m. ET at Fifth Third Arena (Cincinnati, Ohio)



**USF 45 • 11-11, 2-7**

#	Player		Total			3-Ptr			Rebounds			PF	TP	A	TO	Blk	Stl	Min
			FG	FGA	FT	FGA	FTA	FT	Off	Def	Tot							
02	RUDD, Victor	f	4	11	1	5	2	4	2	4	6	1	11	1	2	0	0	35
03	LEDAY, Zach	f	1	2	0	1	0	0	0	2	2	2	2	0	0	0	0	11
05	EGBUNU, John	c	2	3	0	0	0	0	3	4	7	1	4	0	1	2	0	27
04	ALLEN JR, Corey	g	2	8	0	1	2	2	2	6	8	2	6	2	0	0	1	32
15	MCLENDON, Sherniye	g	1	6	0	2	0	0	1	0	1	4	2	1	3	0	2	21
00	BROCK, Martino		2	5	0	1	1	1	0	2	2	0	5	2	0	0	1	16
10	HEATH, Josh		1	3	0	0	0	0	0	1	1	1	2	2	1	0	0	17
21	HAWKINS, Javontae		0	3	0	1	0	0	1	0	1	0	0	0	1	0	0	11
23	PERRY, Chris		6	8	0	0	1	1	1	6	7	2	13	0	1	1	0	30
Team									1	1	2							
Totals			19	49	1	11	6	8	9	22	31	13	45	8	10	3	4	200

FG % 1st Half: 7-21 33.3% 2nd half: 12-28 42.9% Game: 19-49 38.8% Deadball  
3FG % 1st Half: 1-6 16.7% 2nd half: 0-5 0.0% Game: 1-11 9.1% Rebounds  
FT % 1st Half: 3-3 100.0 2nd half: 3-5 60.0% Game: 6-8 75.0% 0

**Cincinnati 50 • 21-2, 10-0**

#	Player		Total			3-Ptr			Rebounds			PF	TP	A	TO	Blk	Stl	Min
			FG	FGA	FT	FGA	FTA	FT	Off	Def	Tot							
02	RUBLES, Titus	f	1	7	0	1	3	3	4	2	6	2	5	1	0	0	2	33
03	THOMAS, Shaquille	f	1	6	0	0	0	0	1	1	2	0	2	0	0	0	1	23
05	JACKSON, Justin	f	6	8	0	0	3	4	0	6	6	2	15	1	2	3	2	36
14	GUYN, Ge'Lawn	g	3	6	2	4	0	0	1	2	3	2	8	0	1	1	1	21
23	KILPATRICK, Sean	g	5	16	2	8	6	6	1	1	2	1	18	2	4	0	1	37
10	CAUPAIN, Troy		0	2	0	1	0	0	0	2	2	0	0	2	0	0	1	17
15	SANDERS, Jermaine		1	5	0	3	0	0	2	5	7	0	2	0	0	0	0	21
25	JOHNSON, Kevin		0	0	0	0	0	0	0	0	0	1	0	0	1	0	0	5
33	NYARSUK, David		0	1	0	0	0	0	1	0	1	1	0	0	0	1	0	7
Team									2	2	4							
Totals			17	51	4	17	12	13	12	21	33	9	50	7	8	5	8	200

FG % 1st Half: 10-30 33.3% 2nd half: 7-21 33.3% Game: 17-51 33.3% Deadball  
3FG % 1st Half: 3-9 33.3% 2nd half: 1-8 12.5% Game: 4-17 23.5% Rebounds  
FT % 1st Half: 1-2 50.0% 2nd half: 11-11 100.0% Game: 12-13 92.3% 1,2

Officials: John Huggins, Ron Groover, Jeff Clark  
Technical fouls: USF-None. Cincinnati-None.  
Attendance: 10367

Score by periods	1st	2nd	Total
USF	18	27	45
Cincinnati	24	26	50

Last FG - USF 2nd-02:12, CIN 2nd-01:41.  
Largest lead - USF by 3 2nd-07:59, CIN by 9 1st-15:16.

Score tied - 2 times.  
Lead changed - 6 times.

**GAME 22 • JAN. 30, 2014**  
**NO. 13/15 CINCINNATI (69) AT NO. 12/7 LOUISVILLE (66)**  
**KFC YUM! CENTER (LOUISVILLE, KY.)**



Official Basketball Box Score -- Game Totals -- Final Statistics  
**Cincinnati vs Louisville**  
1/30/14 7:02PM at KFC Yum! Center, Louisville, KY



**Cincinnati 69 • 20-9, 6-0**

#	Player		Total			3-Ptr			Rebounds			PF	TP	A	TO	Blk	Stl	Min
			FG	FGA	FT	FGA	FTA	FT	Off	Def	Tot							
02	RUBLES, Titus	f	3	4	0	0	2	2	3	5	8	3	8	2	5	0	1	36
03	THOMAS, Shaquille	f	4	5	0	1	3	4	2	4	6	3	11	1	2	0	0	29
05	JACKSON, Justin	f	5	8	0	0	1	1	4	5	9	2	11	3	5	2	2	37
14	GUYN, Ge'Lawn	g	2	3	2	3	0	0	0	2	2	2	6	1	1	0	1	20
23	KILPATRICK, Sean	g	7	18	3	9	11	11	1	4	5	2	28	2	3	0	0	37
10	CAUPAIN, Troy		0	5	0	1	0	0	1	2	3	0	0	1	2	0	0	22
15	SANDERS, Jermaine		2	4	1	2	0	0	1	1	2	2	5	2	2	0	0	18
25	JOHNSON, Kevin		0	0	0	0	0	0	0	0	0	0	0	0	0	0	0	1
Team									0	2	2							
Totals			23	47	6	16	17	18	11	25	36	14	69	12	20	2	4	200

FG % 1st Half: 11-28 39.3% 2nd half: 12-19 63.2% Game: 23-47 48.9% Deadball  
3FG % 1st Half: 3-10 30.0% 2nd half: 3-6 50.0% Game: 6-16 37.5% Rebounds  
FT % 1st Half: 3-4 75.0% 2nd half: 14-14 100.0% Game: 17-18 94.4% 0

**Louisville 66 • 17-4, 6-2**

#	Player		Total			3-Ptr			Rebounds			PF	TP	A	TO	Blk	Stl	Min
			FG-FGA	FG-FGA	FT-FTA	Off	Def	Tot										
11	HANCOCK, Luke	f	5-12	2-8	4-4	0	0	0	1	16	6	4	0	1	37			
24	HARRELL, Montrezl	f	9-13	0-1	0-2	3	3	6	3	18	2	3	2	0	39			
12	MATHIAS, Mangok	c	0-0	0-0	0-0	1	1	2	0	0	0	0	2	0	11			
00	ROZIER, Terry	g	3-7	2-3	2-2	1	1	2	2	10	0	1	0	1	22			
02	SMITH, Russ	g	6-15	2-6	2-4	1	2	3	3	16	4	4	1	1	32			
03	JONES, Chris		3-11	0-3	0-0	1	1	2	3	6	0	0	0	0	23			
15	HENDERSON, Tim		0-0	0-0	0-0	0	0	0	0	0	0	0	1	0	3			
20	BLACKSHEAR, Wayne		0-0	0-0	0-0	0	2	2	3	0	0	0	1	0	5			
44	VAN TREESE, Stephan		0-1	0-0	0-0	3	4	7	3	0	1	0	0	0	28			
	Team					1	0	1										
Totals			26-59	6-21	8-12	11	14	25	18	66	13	13	6	3	200			



**GAME 25 • FEB. 8, 2014**  
**NO. 7/7 CINCINNATI (55) AT SMU (76)**  
**MOODY COLISEUM (DALLAS, TEXAS)**



Official Basketball Box Score -- Game Totals -- Final Statistics  
**Cincinnati vs SMU**  
02/08/14 6:35 p.m. at Dallas, Texas (Moody Coliseum)



**Cincinnati 55 • 22-3 (11-1 AAC)**

#	Player		Total		3-Ptr	Rebounds					PF	TP	A	TO	Blk	Stl	Min
			FG-FGA	FG-FGA		FT-FTA	Off	Def	Tot								
02	RUBLES, Titus	f	2-5	0-1	4-4	2	3	5	2	8	1	2	1	5	33		
03	THOMAS, Shaquille	f	2-5	0-2	1-2	0	1	1	1	5	0	2	0	2	24		
05	JACKSON, Justin	f	4-6	0-0	2-3	5	4	9	5	10	0	6	1	1	26		
14	GUYN, Ge'Lawn	g	1-5	0-3	0-0	2	0	2	4	2	0	2	0	2	25		
23	KILPATRICK, Sean	g	5-18	3-12	9-11	4	2	6	3	22	3	1	0	1	38		
10	CAUPAIN, Troy		0-4	0-4	1-2	0	1	1	3	1	2	2	0	0	16		
11	LAWRENCE, Jermaine		0-0	0-0	0-1	0	1	1	3	0	1	2	1	0	13		
15	SANDERS, Jermaine		2-3	0-1	0-0	1	2	3	0	4	1	0	0	0	17		
25	JOHNSON, Kevin		1-2	1-1	0-0	1	0	1	1	3	0	1	0	0	6		
33	NYARSUK, David		0-0	0-0	0-0	0	0	0	0	0	0	0	0	0	2		
	Team					1	1	2			1						
Totals			17-48	4-24	17-23	16	15	31	22	55	8	19	3	11	200		

FG % 1st Half: 8-21 38.1% 2nd half: 9-27 33.3% Game: 17-48 35.4% Deadball Rebounds 3  
3FG % 1st Half: 3-12 25.0% 2nd half: 1-12 8.3% Game: 4-24 16.7%  
FT % 1st Half: 5-8 62.5% 2nd half: 12-15 80.0% Game: 17-23 73.9%

**SMU 76 • 19-5 (8-3 AAC)**

#	Player	Total		3-Ptr	Rebounds			PF	TP	A TO Blk Stl				Min	
		FG-FGA	FG-FGA		FT-FTA	Off	Def			Tot	A	TO	Blk		Stl
02	WILLIAMS, Shawn	f	1-1	0-0	0-0	2	0	2	2	2	1	0	0	0	20
05	KENNEDY, Markus	f	2-4	0-0	0-1	0	3	3	4	4	3	1	2	26	
06	BROWN, Sterling	g	2-5	0-1	2-2	2	3	5	2	6	3	2	0	1	29
11	MOORE, Nic	g	4-8	2-5	4-5	0	0	0	2	14	2	5	0	1	36
12	RUSSELL, Nick	g	4-9	1-3	6-6	1	2	3	4	15	1	2	0	3	30
04	FRAZIER, Keith		2-6	1-3	0-0	0	1	1	0	5	0	0	0	0	14
13	HEAD, Crandall		2-4	0-2	0-1	0	2	2	2	4	1	1	0	0	11
15	CUNNINGHAM, Cannen		4-5	0-0	3-3	2	1	3	1	11	1	1	1	2	13
34	MOORE, Ben		4-4	0-0	7-7	1	4	5	3	15	2	0	2	1	21
35	MOREIRA, Yanick		0-0	0-0	0-0	0	0	0	0	0	0	0	0	0	0+
Team						0	2	2			2				
Totals			25-46	4-14	22-25	8	18	26	19	76	15	16	4	10	200

FG % 1st Half: 14-25 56.0% 2nd half: 11-21 52.4% Game: 25-46 54.3% Deadball Rebounds 1  
3FG % 1st Half: 3-9 33.3% 2nd half: 1-5 20.0% Game: 4-14 28.6%  
FT % 1st Half: 7-9 77.8% 2nd half: 15-16 93.8% Game: 22-25 88.0%

Officials: Mike Stuart, John Gaffney, Jose Carrion  
Technical fouls: Cincinnati-TEAM. SMU-None.  
Attendance: 7278

Score by periods	1st	2nd	Total
Cincinnati	24	31	55
SMU	38	38	76

Last FG - CIN 2nd-00:01, SMU 2nd-03:01.  
Largest lead - CIN by 2 1st-18:29, SMU by 24 2nd-02:44.  
Score tied - 2 times.  
Lead changed - 1 time.

**GAME 27 • FEB. 19, 2014**  
**NO. 7/9 CINCINNATI (77) AT UCF (49)**  
**CFE ARENA (ORLANDO, FLA.)**



Official Basketball Box Score -- Game Totals -- Final Statistics  
**Cincinnati vs UCF**  
2/19/14 7 p.m. ET at CFE Arena - Orlando, Fla.



**Cincinnati 77 • 24-3, 13-1**

#	Player	Total		3-Ptr	Rebounds			PF	TP	A TO Blk Stl				Min	
		FG-FGA	FG-FGA		FT-FTA	Off	Def			Tot	A	TO	Blk		Stl
02	RUBLES, Titus	f	2-6	0-1	2-2	1	3	4	3	6	3	0	0	1	24
03	THOMAS, Shaquille	f	4-8	0-0	0-0	1	1	2	3	8	1	2	1	0	24
05	JACKSON, Justin	f	5-12	0-0	0-2	3	4	7	2	10	1	2	4	3	26
14	GUYN, Ge'Lawn	g	2-4	1-2	0-0	1	2	3	2	5	1	1	0	0	13
23	KILPATRICK, Sean	g	8-16	6-12	1-2	0	2	2	0	23	1	0	0	1	29
10	CAUPAIN, Troy		2-2	1-1	0-0	1	0	1	0	5	6	0	0	1	19
11	LAWRENCE, Jermaine		0-4	0-0	1-2	1	4	5	2	1	0	0	2	0	21
15	SANDERS, Jermaine		4-5	1-2	0-0	2	3	5	2	9	1	1	0	2	24
25	JOHNSON, Kevin		2-4	0-1	1-1	0	2	2	2	5	3	0	1	0	15
33	NYARSUK, David		2-3	0-0	1-1	0	0	0	1	5	0	0	0	1	5
Team						3	3	6							
Totals			31-64	9-19	6-10	13	24	37	17	77	17	6	8	9	200

FG % 1st Half: 16-34 47.1% 2nd half: 15-30 50.0% Game: 31-64 48.4% Deadball Rebounds 1  
3FG % 1st Half: 5-12 41.7% 2nd half: 4-7 57.1% Game: 9-19 47.4%  
FT % 1st Half: 3-4 75.0% 2nd half: 3-6 50.0% Game: 6-10 60.0%

**UCF 49 • 10-14, 2-11**

#	Player	Total			3-Ptr	Rebounds			PF	TP	A TO Blk Stl				Min
		FG-FGA	FG-FGA	FT-FTA		Off	Def	Tot			A	TO	Blk	Stl	
01	SPURLOCK, Tristan	f	2-5	1-3	2-2	2	3	4	1	7	1	3	2	0	24
02	BLAIR, Staphon	f	0-3	0-0	2-2	2	3	5	1	2	0	0	3	0	20
03	SYKES, Isaiah	g	5-15	1-4	2-6	5	5	10	0	13	2	7	1	1	37
11	NEWELL, Calvin	g	3-9	2-7	0-0	0	2	2	2	8	3	2	0	2	26
22	GOODWIN, Brandon	g	0-2	0-1	0-0	0	1	1	0	0	2	1	0	0	14
04	WALKER, Daquan		1-4	0-3	0-0	1	1	2	0	1	2	2	0	0	12
05	McCRORY, Eugene		0-0	0-0	0-0	0	1	1	2	0	0	1	0	0	4
12	WILLIAMS, Matt		1-6	1-5	0-0	1	1	2	0	3	1	0	0	0	20
15	KARELL, Dylan		0-0	0-0	0-0	0	0	0	1	0	0	0	0	0	2
24	HANEY, Steven		1-2	1-2	0-0	0	0	0	1	3	0	0	0	0	6
32	WILSON, Kasey		1-4	1-2	0-1	0	2	2	2	3	0	0	0	0	15
34	McBRIDE, Justin		2-4	0-0	4-4	2	3	5	1	8	0	1	0	0	20
Team						5	1	6							
Totals			16-54	7-27	10-15	17	23	40	12	49	11	16	6	3	200

FG % 1st Half: 4-23 17.4% 2nd half: 12-31 38.7% Game: 16-54 29.6% Deadball Rebounds 2  
3FG % 1st Half: 2-14 14.3% 2nd half: 5-13 38.5% Game: 7-27 25.9%  
FT % 1st Half: 8-11 72.7% 2nd half: 2-4 50.0% Game: 10-15 66.7%

Officials: Rick Crawford, Ted Valentine, Roger Ayers  
Technical fouls: Cincinnati-None. UCF-None.  
Attendance: 5637

Score by periods	1st	2nd	Total
Cincinnati	40	37	77
UCF	18	31	49

Last FG - CIN 2nd-00:51, UCF 2nd-00:42.  
Largest lead - CIN by 31 2nd-00:51, UCF by 2 1st-17:40.  
Score tied - 2 times.  
Lead changed - 2 times.

**GAME 26 • FEB. 15, 2014**  
**HOUSTON (62) AT NO. 10/11 CINCINNATI (73)**  
**FIFTH THIRD ARENA (CINCINNATI, OHIO)**



Official Basketball Box Score -- Game Totals -- Final Statistics  
**Houston vs Cincinnati**  
2/15/14 3 p.m. ET at Fifth Third Arena (Cincinnati, Ohio)



**Houston 62 • 12-13, 4-8**

#	Player		Total		3-Ptr	Rebounds			PF	TP	A TO Blk Stl				Min
			FG-FGA	FG-FGA		FT-FTA	Off	Def			Tot	A	TO	Blk	
00	KNOWLES, Danrad	f	5-6	1-1	0-0	1	2	3	3	11	0	3	0	0	23
23	HOUSE, Danuel	f	4-6	1-2	1-1	1	2	3	2	10	1	2	1	0	28
35	THOMAS, TaShawn	f	3-8	0-0	4-5	1	5	6	1	10	2	1	0	1	34
02	MORRIS, Brandon	g	1-1	1-1	0-0	0	0	0	1	3	4	2	0	0	27
05	ROSE, L.J.	g	3-4	0-1	4-4	0	2	2	0	10	5	2	0	0	31
03	SIMMONS, Jaaron		1-1	0-0	0-0	0	0	0	2	2	0	0	0	0	8
04	BARNES, LeRon		1-4	0-0	0-0	0	1	1	2	2	0	0	0	1	3
14	WOMACK, Tione		2-4	0-2	0-0	0	0	0	2	4	2	0	0	0	14
21	STIGGERS, Jherrod		2-9	2-9	0-0	1	0	1	2	6	1	1	0	0	21
55	RICHARDSON, J.J.		2-2	0-0	0-0	0	2	2	1	4	0	2	0	1	11
	Team					3	0	3							
	Totals		24-45	5-16	9-10	7	14	21	16	62	15	13	1	3	200

FG % 1st Half: 11-24 45.8% 2nd half: 13-21 61.9% Game: 24-45 53.3% Deadball Rebounds 1,2  
3FG % 1st Half: 4-10 40.0% 2nd half: 1-6 16.7% Game: 5-16 31.3%  
FT % 1st Half: 2-2 100.0 2nd half: 7-8 87.5% Game: 9-10 90.0%

**Cincinnati 73 • 23-3, 12-1**

#	Player		Total		3-Ptr	Rebounds			PF	TP	A TO Blk Stl				Min
			FG-FGA	FG-FGA	FT-FTA	Off	Def	Tot			A	TO	Blk	Stl	
02	RUBLES, Titus	f	4-5	0-0	0-0	1	3	4	1	8	2	0	0	2	32
03	THOMAS, Shaquille	f	5-10	0-1	1-2	1	1	2	2	11	1	1	0	1	28
05	JACKSON, Justin	f	6-7	0-0	1-1	4	1	5	4	13	3	0	2	2	20
14	GUYN, Ge'Lawn	g	3-7	2-4	0-1	1	2	3	1	8	1	1	0	1	26
23	KILPATRICK, Sean	g	9-18	2-6	8-9	1	3	4	0	28	6	1	0	1	38
10	CAUPAIN, Troy		0-3	0-1	2-2	1	2	3	2	2	0	0	0	1	12
11	LAWRENCE, Jermaine		0-2	0-0	0-0	1	1	2	0	0	0	0	0	0	20
15	SANDERS, Jermaine		1-3	1-3	0-0	2	1	3	1	3	2	1	0	1	19
25	JOHNSON, Kevin		0-0	0-0	0-0	0	0	0	1	0	0	0	0	0	5
	Team					1	0	1							
Totals			28-55	5-15	12-15	13	14	27	12	73	15	4	2	9	200

**GAME 29 • MARCH 1, 2014**  
**NO. 11/12 CINCINNATI (45) AT UCONN (51)**  
**XL CENTER (HARTFORD, CONN.)**



Official Basketball Box Score -- Game Totals -- Final Statistics  
**Cincinnati vs UConn**  
3/1/14 12:00 p.m. at XL Center Hartford, Conn.



**Cincinnati 45 • (24-5, 13-3)**

#	Player		Total		3-Ptr		Rebounds			PF	TP	A TO Blk Stl				Min
			FG-FGA	FG-FGA	FT-FTA	Off	Def	Tot								
02	RUBLES, Titus	f	2-6	0-0	2-2	6	7	13	5	6	1	3	0	3	38	
03	THOMAS, Shaquille	f	3-7	0-1	2-6	1	4	5	0	8	0	1	0	1	25	
05	JACKSON, Justin	f	0-3	0-0	3-6	2	3	5	4	3	2	3	1	1	24	
14	GUYN, Ge'Lawn	g	2-5	2-4	0-0	1	1	2	2	6	1	1	0	2	27	
23	KILPATRICK, Sean	g	4-16	2-8	6-7	1	4	5	3	16	3	7	0	0	39	
10	CAUPAIN, Troy	g	1-3	1-3	0-0	0	1	1	0	3	0	3	0	0	13	
11	LAWRENCE, Jermaine	g	0-2	0-0	0-0	0	5	5	4	0	0	2	0	0	12	
15	SANDERS, Jermaine	g	1-6	1-4	0-0	0	2	2	1	3	0	0	1	0	20	
25	JOHNSON, Kevin	g	0-0	0-0	0-0	0	0	0	1	0	0	0	0	0	2	
Team						3	3	6								
Totals			13-48	6-20	13-21	14	30	44	20	45	7	20	2	7	200	

FG % 1st Half: 7-24 29.2% 2nd half: 6-24 25.0% Game: 13-48 27.1%  
3FG % 1st Half: 5-10 50.0% 2nd half: 1-10 10.0% Game: 6-20 30.0%  
FT % 1st Half: 6-7 85.7% 2nd half: 7-14 50.0% Game: 13-21 61.9%

**UConn 51 • (23-6, 11-5)**

#	Player		Total		3-Ptr		Rebounds			PF	TP					Min
			FG-FGA	FG-FGA	FT-FTA	Off	Def	Tot	A			TO	Blk	Stl		
02	DANIELS, DeAndre	f	2-5	0-0	0-0	1	3	4	2	4	1	3	1	1	15	
20	KROMAH, Lasan	f	3-6	0-0	3-4	0	3	3	3	9	1	2	0	2	29	
35	BRIMAH, Amida	c	1-3	0-0	1-2	0	1	1	4	3	0	0	3	0	17	
11	BOATRIGT, Ryan	g	3-12	1-4	0-0	1	3	4	1	7	3	1	0	4	33	
13	NAPIER, Shabazz	g	4-13	1-5	9-10	2	9	11	2	18	2	2	0	2	37	
00	NOLAN, Phillip		0-1	0-0	4-4	1	1	2	2	4	0	1	0	0	18	
03	SAMUEL, Terrence		1-2	0-0	1-2	0	0	0	1	3	1	0	0	1	16	
05	GIFFEY, Niels		1-3	1-3	0-3	1	2	3	3	3	1	0	1	0	28	
10	OLANDER, Tyler		0-0	0-0	0-0	0	0	0	1	0	0	0	0	0	2	
12	FACEY, Kentan		0-0	0-0	0-0	0	0	0	0	0	0	0	0	0	1	
21	CALHOUN, Omar		0-3	0-2	0-0	0	0	0	0	0	0	0	0	0	4	
	Team					0	2	2								
	Totals		15-48	3-14	18-25	6	24	30	19	51	9	10	5	10	200	

FG % 1st Half: 8-26 30.8% 2nd half: 7-22 31.8% Game: 15-48 31.3%  
3FG % 1st Half: 2-7 28.6% 2nd half: 1-7 14.3% Game: 3-14 21.4%  
FT % 1st Half: 8-10 80.0% 2nd half: 10-15 66.7% Game: 18-25 72.0%

Officials: Ted Valentine, Wally Rutecki, Brent Hampton  
Technical fouls: Cincinnati-None. UConn-None.  
Attendance: 16294

Score by periods	1st	2nd	Total
Cincinnati	25	20	45
UConn	26	25	51

Last FG - CIN 2nd-00:22, UCONN 2nd-07:39.  
Largest lead - CIN by 6 1st-07:52, UCONN by 10 2nd-08:40.

Score tied - 3 times.  
Lead changed - 8 times.

Deadball  
Rebounds  
4

**GAME 30 • MARCH 6, 2014**  
**NO. 20/20 MEMPHIS (84) AT NO. 15/15 CINCINNATI (97)**  
**FIFTH THIRD ARENA (CINCINNATI, OHIO)**



Official Basketball Box Score -- Game Totals -- Final Statistics  
**Memphis vs Cincinnati**  
03/06/14 7:00 p.m. at Cincinnati, Ohio (Fifth Third Arena)



**Memphis 84 • 22-8, 11-6**

#	Player		Total		3-Ptr	Rebounds			PF	TP	A TO Blk Stl				Min
			FG-FGA	FG-FGA	FT-FTA	Off	Def	Tot			A	TO	Blk	Stl	
02	GOODWIN, Shaq	f	3-5	0-0	2-3	4	5	9	5	8	4	6	1	1	32
04	NICHOLS, Austin	f	7-12	0-0	3-3	1	2	3	4	17	1	1	0	0	29
01	JACKSON, Joe	g	5-10	1-5	10-12	0	2	2	4	21	6	3	0	0	37
03	CRAWFORD, Chris	g	3-10	3-10	0-0	0	4	4	1	9	3	2	0	0	36
55	JOHNSON, Geron	g	3-9	2-5	0-0	1	2	3	5	8	2	0	0	0	25
05	KING, Nick	g	0-0	0-0	0-0	0	1	1	0	0	0	0	0	0	7
11	DIXON JR., Michael	g	7-14	3-7	2-2	1	0	1	3	19	2	1	1	0	24
12	PELLOM, David	g	1-2	0-0	0-0	0	2	2	1	2	0	0	0	0	10
Team						2	2	4					1		
Totals			29-62	9-27	17-20	9	20	29	23	84	18	14	2	1	200

FG % 1st Half: 12-29 41.4% 2nd half: 17-33 51.5% Game: 29-62 46.8%  
3FG % 1st Half: 2-11 18.2% 2nd half: 7-16 43.8% Game: 9-27 33.3%  
FT % 1st Half: 6-6 100.0 2nd half: 11-14 78.6% Game: 17-20 85.0%

**Cincinnati 97 • 25-5, 14-3**

#	Player		Total		3-Ptr		Rebounds			PF	TP	A TO Blk Stl				Min
			FG-FGA	FG-FGA	FT-FTA	Off	Def	Tot	A			TO	Blk	Stl		
02	RUBLES, Titus	f	9-13	0-0	6-6	2	3	5	4	24	1	0	1	1	37	
03	THOMAS, Shaquille	f	2-6	0-0	0-0	1	1	2	2	4	0	0	1	0	22	
05	JACKSON, Justin	f	6-13	0-0	1-4	4	5	9	3	13	3	0	2	3	30	
14	GUYN, Ge'Lawn	g	1-3	0-1	2-4	0	1	1	4	4	1	0	1	1	22	
23	KILPATRICK, Sean	g	11-18	2-5	10-11	0	1	1	0	34	3	0	0	1	36	
00	COX, Derek	g	0-0	0-0	0-0	0	0	0	0	0	0	0	0	0	0+	
10	CAUPAIN, Troy	g	0-2	0-2	6-7	0	4	4	2	6	2	1	0	1	23	
11	LAWRENCE, Jermaine	g	0-0	0-0	0-2	1	2	3	0	0	0	1	0	0	8	
15	SANDERS, Jermaine	g	3-5	2-4	0-0	0	1	1	2	8	3	0	0	0	19	
25	JOHNSON, Kevin	g	0-0	0-0	4-4	0	0	0	0	4	0	0	1	0	3	
Team						3	4	7				1				
Totals			32-60	4-12	29-38	11	22	33	17	97	13	3	6	7	200	

FG % 1st Half: 16-34 47.1% 2nd half: 16-26 61.5% Game: 32-60 53.3%  
3FG % 1st Half: 2-6 33.3% 2nd half: 2-6 33.3% Game: 4-12 33.3%  
FT % 1st Half: 4-10 40.0% 2nd half: 25-28 89.3% Game: 29-38 76.3%

Officials: Doug Simmons, Joe DeRosa, Ray Natili  
Technical fouls: Memphis-None. Cincinnati-None.  
Attendance: 13176

Score by periods	1st	2nd	Total
Memphis	32	52	84
Cincinnati	38	59	97

Last FG - MEM 2nd-00:04, CIN 2nd-01:40.  
Largest lead - MEM None, CIN by 18 2nd-07:31.

Score tied - 2 times.  
Lead changed - 0 times.

Deadball  
Rebounds  
4

**GAME 31 • MARCH 8, 2014**  
**NO. 15/15 CINCINNATI (70) AT RUTGERS (66)**  
**RUTGERS ATHLETIC CENTER (NEW BRUNSWICK, N.J.)**



Official Basketball Box Score -- Game Totals -- Final Statistics  
**Cincinnati vs Rutgers**  
03/08/14 12 p.m. at The RAC (Piscataway, N.J.)



**Cincinnati 70 • 26-5, 15-3**

#	Player		Total		3-Ptr		Rebounds			PF	TP	A TO Blk Stl				Min
			FG-FGA	FG-FGA	FT-FTA	Off	Def	Tot								
02	RUBLES, Titus	f	0-2	0-0	4-4	1	10	11	2	4	3	1	1	0	31	
03	THOMAS, Shaquille	f	2-5	0-0	0-0	0	2	2	2	4	0	1	1	1	19	
05	JACKSON, Justin	f	5-12	0-0	0-3	3	8	11	4	10	2	2	1	1	28	
14	GUYN, Ge'Lawn	g	1-3	1-2	0-0	0	2	2	1	3	2	0	0	0	19	
23	KILPATRICK, Sean	g	8-17	4-11	4-7	1	1	2	2	24	2	2	0	1	33	
10	CAUPAIN, Troy	g	3-4	1-1	0-0	0	2	2	0	7	4	1	0	0	18	
11	LAWRENCE, Jermaine	g	1-2	0-0	1-1	2	0	2	5	3	0	3	0	0	15	
15	SANDERS, Jermaine	g	2-5	1-2	2-2	1	0	1	0	7	1	1	0	1	26	
25	JOHNSON, Kevin	g	3-5	2-4	0-0	0	0	0	0	8	3	0	0	1	11	
Team						1	0	1					1			
Totals			25-55	9-20	11-17	9	25	34	16	70	17	12	3	5	200	

FG % 1st Half: 13-31 41.9% 2nd half: 12-24 50.0% Game: 25-55 45.5%  
3FG % 1st Half: 5-11 45.5% 2nd half: 4-9 44.4% Game: 9-20 45.0%  
FT % 1st Half: 4-7 57.1% 2nd half: 7-10 70.0% Game: 11-17 64.7%

**Rutgers 66 • 11-20, 5-13**

#	Player		Total		3-Ptr		Rebounds			PF	TP	A TO Blk Stl				Min
			FG-FTA	FG-FGA	FT-FTA	Off	Def	Tot								
10	ETOU, Junior	f	0-2	0-2	0-0	0	2	2	0	0	0	1	0	0	17	
11	JACK, Kadeem	f	6-10	0-0	3-5	1	11	12	3	15	0	2	2	0	37	
33	JUDGE, Wally	f	2-6	0-0	4-4	3	4	7	5	8	3	2	1	2	25	
04	MACK, Myles	g	3-9	2-5	2-2	2	2	4	1	10	9	3	0	0	32	
44	MOORE, J.J.	g	8-20	1-8	2-3	3	1	4	3	19	2	1	0	2	35	
00	KONE, Malick		1-4	1-2	0-0	1	1	2	1	3	0	1	0	0	7	
01	SEAGEARS, Jerome		1-2	1-1	0-0	0	1	1	0	3	3	0	0	0	9	
03	OKORO, Kerwin		3-5	2-3	0-0	1	2	3	1	8	0	0	0	0	18	
15	BROWN, Craig		0-1	0-0	0-0	0	0	0	1	0	0	1	0	0	9	
35	LEWIS, Greg		0-1	0-0	0-2	2	1	3	2	0	0	0	0	0	11	
Team						1	0	1								
Totals			24-60	7-21	11-16	14	25	39	17	66	17	11	3	4	200	

FG % 1st Half: 11-28 39.3% 2nd half: 13-32 40.6% Game: 24-60 40.0%  
3FG % 1st Half: 5-10 50.0% 2nd half: 2-11 18.2% Game: 7-21 33.3%  
FT % 1st Half: 1-2 50.0% 2nd half: 10-14 71.4% Game: 11-16 68.8%



**GAME 33 • MARCH 14, 2014 • AAC CHAMPIONSHIP (SEMIS)**  
**NO. 21/21 UCONN (58) VS. NO. 13/12 CINCINNATI (56)**  
**FEDEX FORUM (MEMPHIS, TENN.)**



Official Basketball Box Score -- Game Totals -- Final Statistics  
**UConn vs Cincinnati**  
3/14/14 8:30 p.m. at Memphis, Tenn. (FedExForum)



**UConn 58 • 26-7**

#	Player		Total	3-Ptr	Rebounds			PF	TP	A	TO	Blk	Stl	Min
			FG-FGA	FG-FGA	FT-FTA	Off	Def	Tot						
00	NOLAN, Phillip	f	0-1	0-0	0-0	0	1	1	4	0	0	0	1	19
02	DANIELS, DeAndre	f	5-9	2-2	2-2	1	8	9	1	14	1	1	2	37
05	GIFFEY, Niels	f	4-5	3-4	0-0	1	2	3	1	11	1	4	0	33
11	BOATRIGT, Ryan	g	3-7	2-3	5-5	0	1	1	0	13	2	2	0	32
13	NAPIER, Shabazz	g	5-13	0-4	5-7	2	2	4	2	15	2	3	0	34
03	SAMUEL, Terrence		0-0	0-0	0-0	0	0	0	0	0	1	1	0	3
20	KROMAH, Lasan		0-4	0-0	1-2	1	0	1	1	1	1	1	0	18
21	CALHOUN, Omar		0-0	0-0	0-0	0	0	0	0	0	1	0	0	3
35	BRIMAH, Amida		1-2	0-0	2-2	3	4	7	3	4	1	3	4	21
Team						1	2	3						
Totals			18-41	7-13	15-18	9	20	29	12	58	10	15	8	200

FG % 1st Half: 10-21 47.6% 2nd half: 8-20 40.0% Game: 18-41 43.9% Deadball  
3FG % 1st Half: 3-8 37.5% 2nd half: 4-5 80.0% Game: 7-13 53.8% Rebounds  
FT % 1st Half: 4-5 80.0% 2nd half: 11-13 84.6% Game: 15-18 83.3%

**Cincinnati 56 • 27-6**

#	Player		Total	3-Ptr	Rebounds			PF	TP	A	TO	Blk	Stl	Min
			FG-FGA	FG-FGA	FT-FTA	Off	Def	Tot						
02	RUBLES, Titus	f	2-8	0-0	1-2	4	4	8	3	5	0	0	0	28
03	THOMAS, Shaquille	f	4-7	0-0	0-0	4	1	5	1	8	2	1	1	24
05	JACKSON, Justin	f	5-12	0-0	0-2	4	4	8	3	10	3	1	2	40
14	GUYN, Ge'Lawn	g	1-5	0-1	1-2	0	1	1	1	3	2	2	0	22
23	KILPATRICK, Sean	g	5-15	2-7	2-2	0	2	2	1	14	2	1	0	40
10	CAUPAIN, Troy		1-3	0-1	0-0	1	0	1	3	2	0	2	0	8
11	LAWRENCE, Jermaine		0-0	0-0	1-2	0	0	0	0	1	0	0	0	3
15	SANDERS, Jermaine		3-5	3-5	1-3	0	0	1	1	10	1	0	0	26
25	JOHNSON, Kevin		1-3	1-2	0-0	0	0	0	1	3	0	0	0	9
Team						2	1	3						
Totals			22-58	6-16	6-13	15	14	29	14	56	10	8	3	200

FG % 1st Half: 12-27 44.4% 2nd half: 10-31 32.3% Game: 22-58 37.9% Deadball  
3FG % 1st Half: 3-7 42.9% 2nd half: 3-9 33.3% Game: 6-16 37.5% Rebounds  
FT % 1st Half: 4-11 36.4% 2nd half: 2-2 100.0 Game: 6-13 46.2%

Officials: Ray Natili, Gary Maxwell, Rick Crawford  
Technical fouls: UConn-None. Cincinnati-None.  
Attendance: 13362  
2014 American Athletic Conference Championship -- Game 8  
Flagrant 1 foul -- UConn #35 Brimah, 8:23 1st

Score by periods	1st	2nd	Total
UConn	27	31	58
Cincinnati	31	25	56

Points	In	Off	2nd	Fast	Bench
UConn	14	7	6	5	5
CIN	32	17	8	6	16

Last FG - UCONN 2nd-01:22, CIN 2nd-00:14.  
Largest lead - UCONN by 8 2nd-04:30, CIN by 7 2nd-15:00.

Score tied - 6 times.  
Lead changed - 5 times.

**GAME 34 • MARCH 20, 2014 • NCAA CHAMPIONSHIP (2ND RD)**  
**HARVARD (61) VS. NO. 13/15 CINCINNATI (57)**  
**SPOKANE ARENA (SPOKANE, WASH.)**



Official Basketball Box Score -- Game Totals -- Final Statistics  
**Harvard vs Cincinnati**  
03/20/14 11:10 a.m. at Spokane, Wash. (Spokane Arena)



**Harvard 61 • 27-4**

#	Player		Total	3-Ptr	Rebounds			PF	TP	A	TO	Blk	Stl	Min
			FG-FGA	FG-FGA	FT-FTA	Off	Def	Tot						
14	Moundou-Missi, Steve	f	3-5	0-0	3-7	1	6	7	3	9	1	3	1	32
30	Casey, Kyle	f	2-4	0-0	1-2	2	1	3	3	5	1	0	1	20
00	Rivard, Laurent	g	3-5	2-3	0	5	5	1	11	0	0	0	1	34
01	Chambers, Siyani	g	2-10	1-6	6-8	0	2	2	1	11	1	2	0	37
23	Saunders, Wesley	g	4-9	0-0	4-6	2	1	3	3	12	4	1	0	30
10	Curry, Brandyn		3-7	2-6	1-2	1	1	2	1	9	1	1	0	23
24	Travis, Jonah		0-0	0-0	0-0	0	0	0	0	0	0	0	0	6
25	Smith, Kenyatta		0-0	0-0	0-0	0	0	0	0	0	0	0	0	1
33	Cummins, Evan		2-3	0-0	0-0	1	3	4	1	4	1	4	1	13
35	Okolie, Agunwa		0-1	0-0	0-0	0	2	2	1	0	0	1	0	4
Team						2	3	5						
Totals			19-44	6-17	17-28	9	24	33	15	61	9	12	3	200

FG % 1st Half: 12-24 50.0% 2nd half: 7-20 35.0% Game: 19-44 43.2% Deadball  
3FG % 1st Half: 6-11 54.5% 2nd half: 0-6 0.0% Game: 6-17 35.3% Rebounds  
FT % 1st Half: 6-10 60.0% 2nd half: 11-18 61.1% Game: 17-28 60.7%

**Cincinnati 57 • 27-7**

#	Player		Total	3-Ptr	Rebounds			PF	TP	A	TO	Blk	Stl	Min
			FG-FGA	FG-FGA	FT-FTA	Off	Def	Tot						
02	RUBLES, Titus	f	3-9	0-0	3-4	5	4	9	3	9	2	1	0	31
03	THOMAS, Shaquille	f	4-6	0-0	0-0	0	1	1	2	8	0	1	2	21
05	JACKSON, Justin	f	5-15	0-0	3-6	6	5	11	3	13	0	3	4	37
14	GUYN, Ge'Lawn	g	1-4	0-2	0-0	1	0	1	4	2	1	0	0	17
23	KILPATRICK, Sean	g	6-13	3-6	3-4	0	1	1	3	18	1	5	0	38
10	CAUPAIN, Troy		1-3	0-1	2-2	0	1	1	1	4	0	0	0	22
11	LAWRENCE, Jermaine		0-1	0-0	0-0	1	1	2	2	0	0	1	0	7
15	SANDERS, Jermaine		0-2	0-1	0-0	0	2	2	2	0	0	0	0	14
25	JOHNSON, Kevin		1-4	1-2	0-0	0	2	2	0	3	1	0	0	13
Team						3	1	4						
Totals			21-57	4-12	11-16	16	18	34	20	57	5	11	6	200

FG % 1st Half: 11-31 35.5% 2nd half: 10-26 38.5% Game: 21-57 36.8% Deadball  
3FG % 1st Half: 2-6 33.3% 2nd half: 2-6 33.3% Game: 4-12 33.3% Rebounds  
FT % 1st Half: 5-8 62.5% 2nd half: 6-8 75.0% Game: 11-16 68.8%

Officials: Randy McCall, Michael Irving, Darron George  
Technical fouls: Harvard-None. Cincinnati-TEAM.  
Attendance: 10862  
NCAA Division I Men's Basketball Championship  
Second Round

Score by periods	1st	2nd	Total
Harvard	36	25	61
Cincinnati	29	28	57

Points	In	Off	2nd	Fast	Bench
HARV	22	8	10	0	13
CIN	26	9	7	4	7

Last FG - HARV 2nd-01:58, CIN 2nd-00:00.  
Largest lead - HARV by 9 1st-07:25, CIN by 1 1st-19:06.

Score tied - 1 time.  
Lead changed - 6 times.



**2013-14 Cincinnati Basketball**  
**Cincinnati Combined Team Statistics (as of Mar 24, 2014)**  
**All games**



<b>RECORD:</b>	<b>OVERALL</b>	<b>HOME</b>	<b>AWAY</b>	<b>NEUTRAL</b>
ALL GAMES	27-7	18-1	7-3	2-3
CONFERENCE	15-3	8-1	7-2	0-0
NON-CONFERENCE	12-4	10-0	0-1	2-3

#	Player	gp-gs	min	avg	Total		3-Point		F-Throw		Rebounds								pts	avg		
					fg-fga	fg%	3fg-fga	3fg%	ft-fa	ft%	off	def	tot	avg	pf	dq	a	to			blk	stl
23	KILPATRICK, Sean	34-34	1149	33.8	214-506	.423	93-267	.348	180-213	.845	36	110	146	4.3	46	0	86	70	1	48	701	20.6
05	JACKSON, Justin	34-34	944	27.8	160-301	.532	0-0	.000	58-126	.460	110	137	247	7.3	104	2	59	67	99	55	378	11.1
02	RUBLES, Titus	34-34	985	29.0	83-205	.405	0-3	.000	83-108	.769	86	145	231	6.8	103	4	67	50	28	44	249	7.3
03	THOMAS, Shaquille	34-34	779	22.9	89-196	.454	5-19	.263	49-74	.662	37	57	94	2.8	55	1	32	36	12	29	232	6.8
15	SANDERS, Jermaine	34-0	725	21.3	67-160	.419	35-93	.376	26-38	.684	42	63	105	3.1	41	0	34	16	9	16	195	5.7
10	CAUPAIN, Troy	34-0	649	19.1	54-142	.380	19-58	.328	58-74	.784	13	66	79	2.3	50	0	76	42	2	31	185	5.4
14	GUYN, Ge'Lawn	34-34	647	19.0	55-166	.331	29-94	.309	14-26	.538	16	52	68	2.0	67	0	33	35	6	22	153	4.5
25	JOHNSON, Kevin	33-0	338	10.2	41-103	.398	15-48	.313	26-30	.867	14	19	33	1.0	42	0	21	17	3	13	123	3.7
11	LAWRENCE, Jermaine	26-0	392	15.1	28-84	.333	0-0	.000	16-34	.471	32	43	75	2.9	58	3	13	27	16	7	72	2.8
33	NYARSUK, David	21-0	146	7.0	12-21	.571	0-0	.000	7-8	.875	14	15	29	1.4	24	0	2	8	12	2	31	1.5
99	DAVIS III, Jeremiah	6-0	30	5.0	2-4	.500	0-1	.000	2-2	1.000	2	2	4	0.7	4	0	2	1	0	1	6	1.0
45	TOBLER, Zack	8-0	13	1.6	0-4	.000	0-2	.000	0-0	.000	1	1	2	0.3	1	0	0	0	0	0	0	0.0
00	COX, Derek	3-0	2	0.7	0-1	.000	0-0	.000	0-0	.000	0	1	1	0.3	0	0	0	0	0	0	0	0.0
Team											54	56	110		1		8					
Total.....		34	6799		805-1893	.425	196-585	.335	519-733	.708	457	767	1224	36.0	596	10	425	377	188	268	2325	68.4
Opponents.....		34	6800		690-1745	.395	182-568	.320	424-628	.675	366	712	1078	31.7	634	-	374	485	120	177	1986	58.4

<b>TEAM STATISTICS</b>	<b>CIN</b>	<b>OPP</b>
SCORING	2325	1986
Points per game	68.4	58.4
Scoring margin	+10.0	-
FIELD GOALS-ATT	805-1893	690-1745
Field goal pct	.425	.395
3 POINT FG-ATT	196-585	182-568
3-point FG pct	.335	.320
3-pt FG made per game	5.8	5.4
FREE THROWS-ATT	519-733	424-628
Free throw pct	.708	.675
F-Throws made per game	15.3	12.5
REBOUNDS	1224	1078
Rebounds per game	36.0	31.7
Rebounding margin	+4.3	-
ASSISTS	425	374
Assists per game	12.5	11.0
TURNOVERS	377	485
Turnovers per game	11.1	14.3
Turnover margin	+3.2	-
Assist/turnover ratio	1.1	0.8
STEALS	268	177
Steals per game	7.9	5.2
BLOCKS	188	120
Blocks per game	5.5	3.5
ATTENDANCE	162771	162601
Home games-Avg/Game	19-8567	10-10698
Neutral site-Avg/Game	-	5-11123

<b>Score by Periods</b>	<b>1st</b>	<b>2nd</b>	<b>Totals</b>
Cincinnati	1098	1227	2325
Opponents	932	1054	1986

<b>Date</b>	<b>Opponent</b>	<b>Score</b>	<b>Att.</b>
11/08/13	NORTH CAROLINA CENTR	w 74-61	6532
11/12/13	NC STATE	w 68-57	7028
11/16/13	APPALACHIAN ST.	w 77-49	6194
11/20/13	CAMPBELL	w 81-62	6011
11/26/13	UMASS LOWELL	w 79-49	5477
11/29/13	KENNESAW ST.	w 95-67	6627
12/03/13	USC UPSTATE	w 86-50	5113
12/07/13	at New Mexico	L 54-63	15411
12/14/13	vs Xavier	L 47-64	10250
12/17/13	vs Pittsburgh	w 44-43	8062
12/21/13	MIDDLE TENNESSEE	w 69-48	5424
12/23/13	CHICAGO STATE	w 102-62	5564
12/28/13	NEBRASKA	w 74-59	8257
* 1/1/14	SMU	w 65-57	7239
* 1/4/14	at Memphis	w 69-53	17191
* 1/7/14	at Houston	w 61-60	3804
* 1/11/14	RUTGERS	w 71-51	10872
* 1/14/14	TEMPLE	w 69-58	9864
* 1/18/14	at USF	w 61-54	5322
* 1/23/14	UCF	w 69-51	10242
* 01/26/14	at Temple	w 80-76	6753
* 1/30/14	at Louisville	w 69-66	22644
* 2/2/14	USF	w 50-45	10367
* 2/6/14	UConn	w 63-58	12432
* 02/08/14	at SMU	L 55-76	7278
* 2/15/14	HOUSTON	w 73-62	13176
* 2/19/14	at UCF	w 77-49	5637
* 2/22/14	LOUISVILLE	L 57-58	13176
* 3/1/14	at UConn	L 45-51	16294
* 03/06/14	MEMPHIS	w 97-84	13176
* 03/08/14	at Rutgers	w 70-66	6650
3/13/14	vs UCF	w 61-58	13081
3/14/14	vs UConn	L 56-58	13362
03/20/14	vs Harvard	L 57-61	10862

\* - Conference game



**2013-14 Cincinnati Basketball**  
**Cincinnati Combined Team Statistics (as of Mar 09, 2014)**  
**Conference games**



<b>RECORD:</b>	<b>OVERALL</b>	<b>HOME</b>	<b>AWAY</b>	<b>NEUTRAL</b>
ALL GAMES	15-3	8-1	7-2	0-0
CONFERENCE	15-3	8-1	7-2	0-0
NON-CONFERENCE	0-0	0-0	0-0	0-0

#	Player	gp-gs	min	avg	Total		3-Point		F-Throw		Rebounds						a	to	blk	stl	pts	avg
					fg-fga	fg%	3fg-fga	3fg%	ft-fa	ft%	off	def	tot	avg	pf	dq						
23	KILPATRICK, Sean	18-18	647	35.9	122-297	.411	52-160	.325	104-125	.832	20	58	78	4.3	25	0	44	41	1	22	400	22.2
05	JACKSON, Justin	18-18	491	27.3	79-142	.556	0-0	.000	35-72	.486	50	68	118	6.6	58	2	34	36	48	33	193	10.7
02	RUBLES, Titus	18-18	558	31.0	43-100	.430	0-3	.000	46-56	.821	44	90	134	7.4	58	3	42	29	14	22	132	7.3
03	THOMAS, Shaquille	18-18	437	24.3	47-106	.443	2-10	.200	27-42	.643	18	33	51	2.8	34	1	15	19	5	14	123	6.8
15	SANDERS, Jermaine	18-0	416	23.1	37-84	.440	18-49	.367	16-22	.727	17	34	51	2.8	22	0	20	10	6	6	108	6.0
10	CAUPAIN, Troy	18-0	340	18.9	26-73	.356	10-34	.294	25-33	.758	5	31	36	2.0	22	0	45	22	0	14	87	4.8
14	GUYN, Ge'Lawn	18-18	364	20.2	30-88	.341	19-56	.339	3-7	.429	10	35	45	2.5	34	0	16	18	5	18	82	4.6
25	JOHNSON, Kevin	17-0	126	7.4	13-31	.419	6-15	.400	15-15	1.000	5	6	11	0.6	14	0	11	10	2	5	47	2.8
33	NYARSUK, David	10-0	81	8.1	6-12	.500	0-0	.000	3-3	1.000	5	8	13	1.3	15	0	0	3	8	2	15	1.5
11	LAWRENCE, Jermaine	10-0	138	13.8	4-23	.174	0-0	.000	6-14	.429	11	16	27	2.7	19	1	2	9	7	1	14	1.4
45	TOBLER, Zack	1-0	1	1.0	0-0	.000	0-0	.000	0-0	.000	0	0	0	0.0	0	0	0	0	0	0	0	0.0
00	COX, Derek	2-0	1	0.5	0-0	.000	0-0	.000	0-0	.000	0	0	0	0.0	0	0	0	0	0	0	0	0.0
Team											27	34	61					5				
Total.....		18	3600		407-956	.426	107-327	.327	280-389	.720	212	413	625	34.7	301	7	229	202	96	137	1201	66.7
Opponents.....		18	3600		387-960	.403	88-304	.289	213-314	.678	199	385	584	32.4	337	-	217	236	67	92	1075	59.7

<b>TEAM STATISTICS</b>	<b>CIN</b>	<b>OPP</b>	<b>Date</b>	<b>Opponent</b>	<b>Score</b>	<b>Att.</b>
SCORING	1201	1075	* 1/1/14	SMU	w 65-57	7239
Points per game	66.7	59.7	* 1/4/14	at Memphis	w 69-53	17191
Scoring margin	+7.0	-	* 1/7/14	at Houston	w 61-60	3804
FIELD GOALS-ATT	407-956	387-960	* 1/11/14	RUTGERS	w 71-51	10872
Field goal pct	.426	.403	* 1/14/14	TEMPLE	w 69-58	9864
3 POINT FG-ATT	107-327	88-304	* 1/18/14	at USF	w 61-54	5322
3-point FG pct	.327	.289	* 1/23/14	UCF	w 69-51	10242
3-pt FG made per game	5.9	4.9	* 01/26/14	at Temple	w 80-76	6753
FREE THROWS-ATT	280-389	213-314	* 1/30/14	at Louisville	w 69-66	22644
Free throw pct	.720	.678	* 2/2/14	USF	w 50-45	10367
F-Throws made per game	15.6	11.8	* 2/6/14	UConn	w 63-58	12432
REBOUNDS	625	584	* 02/08/14	at SMU	L 55-76	7278
Rebounds per game	34.7	32.4	* 2/15/14	HOUSTON	w 73-62	13176
Rebounding margin	+2.3	-	* 2/19/14	at UCF	w 77-49	5637
ASSISTS	229	217	* 2/22/14	LOUISVILLE	L 57-58	13176
Assists per game	12.7	12.1	* 3/1/14	at UConn	L 45-51	16294
TURNOVERS	202	236	* 03/06/14	MEMPHIS	w 97-84	13176
Turnovers per game	11.2	13.1	* 03/08/14	at Rutgers	w 70-66	6650
Turnover margin	+1.9	-				
Assist/turnover ratio	1.1	0.9	* - Conference game			
STEALS	137	92				
Steals per game	7.6	5.1				
BLOCKS	96	67				
Blocks per game	5.3	3.7				
ATTENDANCE	100544	91573				
Home games-Avg/Game	9-11172	9-10175				
Neutral site-Avg/Game	-	0-0				

<b>Score by Periods</b>	<b>1st</b>	<b>2nd</b>	<b>Totals</b>
Cincinnati	544	657	1201
Opponents	477	598	1075



**2013-14 Cincinnati Basketball**  
**Cincinnati Combined Team Statistics (as of Mar 24, 2014)**  
**Postseason**



<b>RECORD:</b>	<b>OVERALL</b>	<b>HOME</b>	<b>AWAY</b>	<b>NEUTRAL</b>
ALL GAMES	1-2	0-0	0-0	1-2
CONFERENCE	0-0	0-0	0-0	0-0
NON-CONFERENCE	1-2	0-0	0-0	1-2

#	Player	gp-gs	min	avg	Total		3-Point		F-Throw		Rebounds						a	to	blk	stl	pts	avg
					fg-fga	fg%	3fg-fga	3fg%	ft-fa	ft%	off	def	tot	avg	pf	dq						
23	KILPATRICK, Sean	3-3	115	38.3	17-40	.425	7-18	.389	12-14	.857	2	10	12	4.0	5	0	7	8	0	8	53	17.7
05	JACKSON, Justin	3-3	113	37.7	17-40	.425	0-0	.000	3-13	.231	11	16	27	9.0	10	0	6	7	10	2	37	12.3
03	THOMAS, Shaquille	3-3	63	21.0	11-19	.579	0-0	.000	2-4	.500	5	3	8	2.7	4	0	2	3	3	1	24	8.0
02	RUBLES, Titus	3-3	90	30.0	6-20	.300	0-0	.000	6-8	.750	12	11	23	7.7	8	0	3	5	4	1	18	6.0
25	JOHNSON, Kevin	3-0	33	11.0	5-10	.500	4-6	.667	0-0	.000	0	3	3	1.0	2	0	1	2	0	3	14	4.7
15	SANDERS, Jermaine	3-0	55	18.3	4-11	.364	3-9	.333	1-3	.333	0	5	5	1.7	3	0	1	0	0	1	12	4.0
10	CAUPAIN, Troy	3-0	54	18.0	3-10	.300	0-3	.000	4-4	1.000	1	4	5	1.7	6	0	3	2	1	3	10	3.3
14	GUYN, Ge'Lawn	3-3	55	18.3	2-11	.182	0-4	.000	1-2	.500	1	2	3	1.0	7	0	5	3	0	2	5	1.7
11	LAWRENCE, Jermaine	3-0	22	7.3	0-2	.000	0-0	.000	1-2	.500	1	1	2	0.7	6	0	0	2	0	0	1	0.3
Team											6	2	8					1				
Total.....		3	600		65-163	.399	14-40	.350	30-50	.600	39	57	96	32.0	51	0	28	33	18	21	174	58.0
Opponents.....		3	600		57-138	.413	17-48	.354	46-69	.667	28	65	93	31.0	41	-	26	38	16	15	177	59.0

<b>TEAM STATISTICS</b>	<b>CIN</b>	<b>OPP</b>
SCORING	174	177
Points per game	58.0	59.0
Scoring margin	-1.0	-
FIELD GOALS-ATT	65-163	57-138
Field goal pct	.399	.413
3 POINT FG-ATT	14-40	17-48
3-point FG pct	.350	.354
3-pt FG made per game	4.7	5.7
FREE THROWS-ATT	30-50	46-69
Free throw pct	.600	.667
F-Throws made per game	10.0	15.3
REBOUNDS	96	93
Rebounds per game	32.0	31.0
Rebounding margin	+1.0	-
ASSISTS	28	26
Assists per game	9.3	8.7
TURNOVERS	33	38
Turnovers per game	11.0	12.7
Turnover margin	+1.7	-
Assist/turnover ratio	0.8	0.7
STEALS	21	15
Steals per game	7.0	5.0
BLOCKS	18	16
Blocks per game	6.0	5.3
ATTENDANCE	0	37305
Home games-Avg/Game	0-0	0-0
Neutral site-Avg/Game	-	3-12435

<b>Date</b>	<b>Opponent</b>		<b>Score</b>	<b>Att.</b>
3/13/14	vs UCF	W	61-58	13081
3/14/14	vs UConn	L	56-58	13362
03/20/14	vs Harvard	L	57-61	10862

\* - Conference game

<b>Score by Periods</b>	<b>1st</b>	<b>2nd</b>	<b>Totals</b>
Cincinnati	90	84	174
Opponents	90	87	177



**2013-14 Cincinnati Basketball**  
**Cincinnati Combined Team Statistics (as of Mar 24, 2014)**  
**AAC Tournament**



<b>RECORD:</b>	<b>OVERALL</b>	<b>HOME</b>	<b>AWAY</b>	<b>NEUTRAL</b>
ALL GAMES	1-1	0-0	0-0	1-1
CONFERENCE	0-0	0-0	0-0	0-0
NON-CONFERENCE	1-1	0-0	0-0	1-1

#	Player	gp-gs	min	avg	Total		3-Point		F-Throw		Rebounds						a	to	blk	stl	pts	avg
					fg-fga	fg%	3fg-fga	3fg%	ft-fa	ft%	off	def	tot	avg	pf	dq						
23	KILPATRICK, Sean	2-2	77	38.5	11-27	.407	4-12	.333	9-10	.900	2	9	11	5.5	2	0	6	3	0	6	35	17.5
05	JACKSON, Justin	2-2	76	38.0	12-25	.480	0-0	.000	0-7	.000	5	11	16	8.0	7	0	6	4	6	1	24	12.0
03	THOMAS, Shaquille	2-2	42	21.0	7-13	.538	0-0	.000	2-4	.500	5	2	7	3.5	2	0	2	2	1	0	16	8.0
15	SANDERS, Jermaine	2-0	41	20.5	4-9	.444	3-8	.375	1-3	.333	0	3	3	1.5	1	0	1	0	0	1	12	6.0
25	JOHNSON, Kevin	2-0	20	10.0	4-6	.667	3-4	.750	0-0	.000	0	1	1	0.5	2	0	0	2	0	3	11	5.5
02	RUBLES, Titus	2-2	59	29.5	3-11	.273	0-0	.000	3-4	.750	7	7	14	7.0	5	0	1	4	4	1	9	4.5
10	CAUPAIN, Troy	2-0	32	16.0	2-7	.286	0-2	.000	2-2	1.000	1	3	4	2.0	5	0	3	2	1	1	6	3.0
14	GUYN, Ge'Lawn	2-2	38	19.0	1-7	.143	0-2	.000	1-2	.500	0	2	2	1.0	3	0	4	3	0	2	3	1.5
11	LAWRENCE, Jermaine	2-0	15	7.5	0-1	.000	0-0	.000	1-2	.500	0	0	0	0.0	4	0	0	1	0	0	1	0.5
Team											3	1	4					1				
Total.....		2	400		44-106	.415	10-28	.357	19-34	.559	23	39	62	31.0	31	0	23	22	12	15	117	58.5
Opponents.....		2	400		38-94	.404	11-31	.355	29-41	.707	19	41	60	30.0	26	-	17	26	13	11	116	58.0

<b>TEAM STATISTICS</b>	<b>CIN</b>	<b>OPP</b>	<b>Date</b>	<b>Opponent</b>	<b>Score</b>	<b>Att.</b>
SCORING	117	116	3/13/14	vs UCF	W 61-58	13081
Points per game	58.5	58.0	3/14/14	vs UConn	L 56-58	13362
Scoring margin	+0.5	-	* - Conference game			
FIELD GOALS-ATT	44-106	38-94				
Field goal pct	.415	.404				
3 POINT FG-ATT	10-28	11-31				
3-point FG pct	.357	.355				
3-pt FG made per game	5.0	5.5				
FREE THROWS-ATT	19-34	29-41				
Free throw pct	.559	.707				
F-Throws made per game	9.5	14.5				
REBOUNDS	62	60				
Rebounds per game	31.0	30.0				
Rebounding margin	+1.0	-				
ASSISTS	23	17				
Assists per game	11.5	8.5				
TURNOVERS	22	26				
Turnovers per game	11.0	13.0				
Turnover margin	+2.0	-				
Assist/turnover ratio	1.0	0.7				
STEALS	15	11				
Steals per game	7.5	5.5				
BLOCKS	12	13				
Blocks per game	6.0	6.5				
ATTENDANCE	0	26443				
Home games-Avg/Game	0-0	0-0				
Neutral site-Avg/Game	-	2-13222				

<b>Score by Periods</b>	<b>1st</b>	<b>2nd</b>	<b>Totals</b>
Cincinnati	61	56	117
Opponents	54	62	116





**2013-14 Cincinnati Basketball**  
**Cincinnati Combined Team Statistics (as of Mar 24, 2014)**  
**NCAA Tournament**



<b>RECORD:</b>	<b>OVERALL</b>	<b>HOME</b>	<b>AWAY</b>	<b>NEUTRAL</b>
ALL GAMES	0-1	0-0	0-0	0-1
CONFERENCE	0-0	0-0	0-0	0-0
NON-CONFERENCE	0-1	0-0	0-0	0-1

#	Player	gp-gs	min	avg	Total		3-Point		F-Throw		Rebounds						a	to	blk	stl	pts	avg
					fg-fga	fg%	3fg-fga	3fg%	ft-fa	ft%	off	def	tot	avg	pf	dq						
23	KILPATRICK, Sean	1-1	38	38.0	6-13	.462	3-6	.500	3-4	.750	0	1	1	1.0	3	0	1	5	0	2	18	18.0
05	JACKSON, Justin	1-1	37	37.0	5-15	.333	0-0	.000	3-6	.500	6	5	11	11.0	3	0	0	3	4	1	13	13.0
02	RUBLES, Titus	1-1	31	31.0	3-9	.333	0-0	.000	3-4	.750	5	4	9	9.0	3	0	2	1	0	0	9	9.0
03	THOMAS, Shaquille	1-1	21	21.0	4-6	.667	0-0	.000	0-0	.000	0	1	1	1.0	2	0	0	1	2	1	8	8.0
10	CAUPAIN, Troy	1-0	22	22.0	1-3	.333	0-1	.000	2-2	1.000	0	1	1	1.0	1	0	0	0	0	2	4	4.0
25	JOHNSON, Kevin	1-0	13	13.0	1-4	.250	1-2	.500	0-0	.000	0	2	2	2.0	0	0	1	0	0	0	3	3.0
14	GUYN, Ge'Lawn	1-1	17	17.0	1-4	.250	0-2	.000	0-0	.000	1	0	1	1.0	4	0	1	0	0	0	2	2.0
11	LAWRENCE, Jermaine	1-0	7	7.0	0-1	.000	0-0	.000	0-0	.000	1	1	2	2.0	2	0	0	1	0	0	0	0.0
15	SANDERS, Jermaine	1-0	14	14.0	0-2	.000	0-1	.000	0-0	.000	0	2	2	2.0	2	0	0	0	0	0	0	0.0
Team											3	1	4									
Total.....		1	200		21-57	.368	4-12	.333	11-16	.688	16	18	34	34.0	20	0	5	11	6	6	57	57.0
Opponents.....		1	200		19-44	.432	6-17	.353	17-28	.607	9	24	33	33.0	15	-	9	12	3	4	61	61.0

<b>TEAM STATISTICS</b>	<b>CIN</b>	<b>OPP</b>	<b>Date</b>	<b>Opponent</b>	<b>Score</b>	<b>Att.</b>
SCORING	57	61	03/20/14	vs Harvard	L 57-61	10862
Points per game	57.0	61.0	* - Conference game			
Scoring margin	-4.0	-				
FIELD GOALS-ATT	21-57	19-44				
Field goal pct	.368	.432				
3 POINT FG-ATT	4-12	6-17				
3-point FG pct	.333	.353				
3-pt FG made per game	4.0	6.0				
FREE THROWS-ATT	11-16	17-28				
Free throw pct	.688	.607				
F-Throws made per game	11.0	17.0				
REBOUNDS	34	33				
Rebounds per game	34.0	33.0				
Rebounding margin	+1.0	-				
ASSISTS	5	9				
Assists per game	5.0	9.0				
TURNOVERS	11	12				
Turnovers per game	11.0	12.0				
Turnover margin	+1.0	-				
Assist/turnover ratio	0.5	0.8				
STEALS	6	4				
Steals per game	6.0	4.0				
BLOCKS	6	3				
Blocks per game	6.0	3.0				
ATTENDANCE	0	10862				
Home games-Avg/Game	0-0	0-0				
Neutral site-Avg/Game	-	1-10862				

<b>Score by Periods</b>	<b>1st</b>	<b>2nd</b>	<b>Totals</b>
Cincinnati	29	28	57
Opponents	36	25	61



**2013-14 Cincinnati Basketball**  
**Cincinnati Team Game-by-Game Comparison (as of Mar 24, 2014)**  
**All games**



Opponent	1st	2nd	Score	Mar	Total FG	FG Pct	3-Pointers	3FG Pct	Free Throws	FT Pct	Rebounds	Assist	T/Over	Block	Steal	Fouls
NORTH CAROLINA CENTR	40/26	34/35	74-61	+13	22-56/19-48	.393/.396	7-21/3-14	.333/.214	23-31/20-28	.742/.714	38/29 +9	13/7	12/16	4/3	8/6	22/29
NC STATE	35/35	33/22	68-57	+11	21-53/19-58	.396/.328	3-8/7-19	.375/.368	23-31/12-21	.742/.571	43/36 +7	7/7	11/8	9/3	5/5	23/23
APPALACHIAN ST.	40/21	37/28	77-49	+28	31-67/19-65	.463/.292	4-9/3-14	.444/.214	11-16/8-11	.688/.727	47/35 +12	13/7	14/14	8/4	7/5	14/17
CAMPBELL	42/29	39/33	81-62	+19	36-57/23-53	.632/.434	4-12/11-22	.333/.500	5-14/5-8	.357/.625	28/27 +1	13/14	14/23	8/4	14/6	13/15
UMASS LOWELL	47/27	32/22	79-49	+30	29-69/16-42	.420/.381	3-19/3-15	.158/.200	18-28/14-21	.643/.667	43/28 +15	12/6	12/28	5/4	13/8	20/23
KENNESAW ST.	48/28	47/39	95-67	+28	36-74/23-56	.486/.411	7-17/7-19	.412/.368	16-20/14-20	.800/.700	44/31 +13	20/9	9/20	6/0	11/4	19/16
USC UPSTATE	43/34	43/16	86-50	+36	23-51/18-47	.451/.383	13-26/3-16	.500/.188	27-34/11-20	.794/.550	27/35 (8)	19/11	7/22	3/2	9/2	21/24
New Mexico	20/27	34/36	54-63	(9)	18-61/22-44	.295/.500	4-16/3-9	.250/.333	14-15/16-25	.933/.640	32/39 (7)	5/10	8/15	5/3	8/5	23/15
Xavier	25/41	22/23	47-64	(17)	14-42/22-39	.333/.564	5-14/11-16	.357/.688	14-26/9-11	.538/.818	20/33 (13)	7/16	10/20	2/2	10/6	17/24
Pittsburgh	20/20	24/23	44-43	+1	20-53/11-35	.377/.314	3-13/2-13	.231/.154	1-3/19-29	.333/.655	35/27 +8	8/9	9/7	3/2	4/5	20/9
MIDDLE TENNESSEE	21/21	48/27	69-48	+21	23-51/12-45	.451/.267	7-18/6-16	.389/.375	16-23/18-27	.696/.667	37/30 +7	16/10	18/18	5/2	8/7	24/20
CHICAGO STATE	48/29	54/33	102-62	+40	37-85/22-59	.435/.373	12-34/9-23	.353/.391	16-23/9-13	.696/.692	69/21 +48	25/13	11/9	10/4	6/7	12/18
NEBRASKA	35/27	39/32	74-59	+15	23-55/20-56	.418/.357	3-11/9-20	.273/.450	25-30/10-11	.833/.909	40/30 +10	10/12	7/11	6/4	7/4	16/23
SMU	32/30	33/27	65-57	+8	19-52/23-51	.365/.451	4-16/3-7	.250/.429	23-31/8-9	.742/.889	30/32 (2)	8/12	8/17	7/5	11/4	16/25
Memphis	27/26	42/27	69-53	+16	25-57/21-63	.439/.333	6-11/2-17	.545/.118	13-19/9-15	.684/.600	38/41 (3)	15/11	12/16	10/4	12/10	15/19
Houston	40/24	21/36	61-60	+1	22-60/21-51	.367/.412	7-24/9-19	.292/.474	10-19/9-18	.526/.500	37/41 (4)	13/14	8/15	7/6	10/0	18/18
RUTGERS	34/32	37/19	71-51	+20	18-42/19-56	.429/.339	4-18/2-15	.222/.133	31-40/11-21	.775/.524	35/30 +5	12/9	14/14	7/3	5/6	21/28
TEMPLE	27/25	42/33	69-58	+11	23-56/22-52	.411/.423	8-23/5-12	.348/.417	15-23/9-18	.652/.500	37/35 +2	16/7	11/15	7/2	8/7	17/19
USF	30/26	31/28	61-54	+7	21-49/20-51	.429/.392	7-19/2-9	.368/.222	12-16/12-18	.750/.667	30/36 (6)	12/14	11/13	6/1	7/4	14/16
UCF	30/27	39/24	69-51	+18	25-53/20-52	.472/.385	6-19/5-18	.316/.278	13-20/6-17	.650/.353	36/31 +5	17/12	13/14	7/4	9/6	19/18
Temple	36/26	44/50	80-76	+4	29-53/21-55	.547/.382	7-18/10-24	.389/.417	15-22/24-27	.682/.889	31/32 (1)	17/13	11/11	7/3	7/3	23/16
Louisville	28/20	41/46	69-66	+3	23-47/26-59	.489/.441	6-16/6-21	.375/.286	17-18/8-12	.944/.667	36/25 +11	12/13	20/13	2/6	4/3	14/18
USF	24/18	26/27	50-45	+5	17-51/19-49	.333/.388	4-17/1-11	.235/.091	12-13/6-8	.923/.750	33/31 +2	7/8	8/10	5/3	8/4	9/13
UCONN	26/31	37/27	63-58	+5	23-50/20-51	.460/.392	6-16/5-21	.375/.238	11-19/13-18	.579/.722	32/29 +3	15/6	9/9	4/3	5/5	15/19
SMU	24/38	31/38	55-76	(21)	17-48/25-46	.354/.543	4-24/4-14	.167/.286	17-23/22-25	.739/.880	31/26 +5	8/15	19/16	3/4	11/10	22/19
HOUSTON	29/28	44/34	73-62	+11	28-55/24-45	.509/.533	5-15/5-16	.333/.313	12-15/9-10	.800/.900	27/21 +6	15/15	4/13	2/1	9/3	12/16
UCF	40/18	37/31	77-49	+28	31-64/16-54	.484/.296	9-19/7-27	.474/.259	6-10/10-15	.600/.667	37/40 (3)	17/11	6/16	8/6	9/3	17/12
LOUISVILLE	19/22	38/36	57-58	(1)	16-56/22-55	.286/.400	5-20/3-11	.250/.273	20-25/11-22	.800/.500	44/36 +8	8/13	13/9	3/6	3/9	16/22
UConn	25/26	20/25	45-51	(6)	13-48/15-48	.271/.313	6-20/3-14	.300/.214	13-21/18-25	.619/.720	44/30 +14	7/9	20/10	2/5	7/10	20/19
MEMPHIS	38/32	59/52	97-84	+13	32-60/29-62	.533/.468	4-12/9-27	.333/.333	29-38/17-20	.763/.850	33/29 +4	13/18	3/14	6/2	7/1	17/23
Rutgers	35/28	35/38	70-66	+4	25-55/24-60	.455/.400	9-20/7-21	.450/.333	11-17/11-16	.647/.688	34/39 (5)	17/17	12/11	3/3	5/4	16/17
UCF	30/27	31/31	61-58	+3	22-48/20-53	.458/.377	4-12/4-18	.333/.222	13-21/14-23	.619/.609	33/31 +2	13/7	14/11	9/5	6/7	17/14
UConn	31/27	25/31	56-58	(2)	22-58/18-41	.379/.439	6-16/7-13	.375/.538	6-13/15-18	.462/.833	29/29 -	10/10	8/15	3/8	9/4	14/12
Harvard	29/36	28/25	57-61	(4)	21-57/19-44	.368/.432	4-12/6-17	.333/.353	11-16/17-28	.688/.607	34/33 +1	5/9	11/12	6/3	6/4	20/15

Note: Game totals are displayed in the format TEAM/OPPONENT for each category



**2013-14 Cincinnati Basketball**  
**Cincinnati Season/Career Statistics (as of Mar 24, 2014)**  
**All games**



**SEASON STATISTICS**

**CAREER STATISTICS**

SUMMARY	gp-gs	min/g	fg%	3fg%	ft%	r/g	a/g	stl	blk	pts/g	gp-gs	min/g	fg%	3fg%	ft%	r/g	a/g	stl	blk	pts/g
KILPATRICK, Sean	34-34	33.8	.423	.348	.845	4.3	2.5	48	1	20.6	140-105	30.8	.419	.347	.780	4.3	2.0	166	23	15.3
JACKSON, Justin	34-34	27.8	.532	.000	.460	7.3	1.7	55	99	11.1	136-76	20.1	.509	.095	.464	4.7	1.2	143	219	5.7
RUBLES, Titus	34-34	29.0	.405	.000	.769	6.8	2.0	44	28	7.3	68-46	25.4	.373	.087	.717	6.3	2.0	82	37	6.6
THOMAS, Shaquille	34-34	22.9	.454	.263	.662	2.8	0.9	29	12	6.8	67-34	16.9	.441	.296	.614	2.5	0.7	46	18	5.0
SANDERS, Jermaine	34-0	21.3	.419	.376	.684	3.1	1.0	16	9	5.7	96-1	14.6	.397	.344	.591	2.2	0.8	28	14	3.6
CAUPAIN, Troy	34-0	19.1	.380	.328	.784	2.3	2.2	31	2	5.4	34-0	19.1	.380	.328	.784	2.3	2.2	31	2	5.4
GUYN, Ge'Lawn	34-34	19.0	.331	.309	.538	2.0	1.0	22	6	4.5	99-34	13.2	.354	.297	.655	1.2	0.7	51	11	3.1
JOHNSON, Kevin	33-0	10.2	.398	.313	.867	1.0	0.6	13	3	3.7	33-0	10.2	.398	.313	.867	1.0	0.6	13	3	3.7
LAWRENCE, Jermaine	26-0	15.1	.333	.000	.471	2.9	0.5	7	16	2.8	26-0	15.1	.333	.000	.471	2.9	0.5	7	16	2.8
NYARSUK, David	21-0	7.0	.571	.000	.875	1.4	0.1	2	12	1.5	54-2	9.6	.586	.000	.652	2.0	0.2	4	41	2.2
DAVIS III, Jeremiah	6-0	5.0	.500	.000	1.000	0.7	0.3	1	0	1.0	37-0	7.7	.398	.366	.647	1.1	0.6	14	1	2.6
TOBLER, Zack	8-0	1.6	.000	.000	.000	0.3	0.0	0	0	0.0	8-0	1.6	.000	.000	.000	0.3	0.0	0	0	0.0
COX, Derek	3-0	0.7	.000	.000	.000	0.3	0.0	0	0	0.0	3-0	0.7	.000	.000	.000	0.3	0.0	0	0	0.0

SCORING	fg-fga	fg%	3fg-fga	3fg%	ft-fta	ft%	pts	pts/g	fg-fga	fg%	3fg-fga	3fg%	ft-fta	ft%	pts	pts/g
KILPATRICK, Sean	214-506	.423	93-267	.348	180-213	.845	701	20.6	707-1687	.419	313-901	.347	418-536	.780	2145	15.3
JACKSON, Justin	160-301	.532	0-0	.000	58-126	.460	378	11.1	322-633	.509	2-21	.095	124-267	.464	770	5.7
RUBLES, Titus	83-205	.405	0-3	.000	83-108	.769	249	7.3	149-400	.373	4-46	.087	147-205	.717	449	6.6
THOMAS, Shaquille	89-196	.454	5-19	.263	49-74	.662	232	6.8	131-297	.441	8-27	.296	62-101	.614	332	5.0
SANDERS, Jermaine	67-160	.419	35-93	.376	26-38	.684	195	5.7	121-305	.397	55-160	.344	52-88	.591	349	3.6
CAUPAIN, Troy	54-142	.380	19-58	.328	58-74	.784	185	5.4	54-142	.380	19-58	.328	58-74	.784	185	5.4
GUYN, Ge'Lawn	55-166	.331	29-94	.309	14-26	.538	153	4.5	109-308	.354	49-165	.297	38-58	.655	305	3.1
JOHNSON, Kevin	41-103	.398	15-48	.313	26-30	.867	123	3.7	41-103	.398	15-48	.313	26-30	.867	123	3.7
LAWRENCE, Jermaine	28-84	.333	0-0	.000	16-34	.471	72	2.8	28-84	.333	0-0	.000	16-34	.471	72	2.8
NYARSUK, David	12-21	.571	0-0	.000	7-8	.875	31	1.5	51-87	.586	0-0	.000	15-23	.652	117	2.2
DAVIS III, Jeremiah	2-4	.500	0-1	.000	2-2	1.000	6	1.0	35-88	.398	15-41	.366	11-17	.647	96	2.6
TOBLER, Zack	0-4	.000	0-2	.000	0-0	.000	0	0.0	0-4	.000	0-2	.000	0-0	.000	0	0.0
COX, Derek	0-1	.000	0-0	.000	0-0	.000	0	0.0	0-1	.000	0-0	.000	0-0	.000	0	0.0

TOTALS	o-reb	d-reb	t-reb	pf	fo	ast	to	a/to	o-reb	d-reb	t-reb	pf	fo	ast	to	a/to
KILPATRICK, Sean	36	110	146	46	0	86	70	1.2	175	427	602	182	0	279	236	1.2
JACKSON, Justin	110	137	247	104	2	59	67	0.9	261	382	643	369	17	166	212	0.8
RUBLES, Titus	86	145	231	103	4	67	50	1.3	144	286	430	181	5	134	114	1.2
THOMAS, Shaquille	37	57	94	55	1	32	36	0.9	67	98	165	77	1	48	55	0.9
SANDERS, Jermaine	42	63	105	41	0	34	16	2.1	80	129	209	73	0	74	50	1.5
CAUPAIN, Troy	13	66	79	50	0	76	42	1.8	13	66	79	50	0	76	42	1.8
GUYN, Ge'Lawn	16	52	68	67	0	33	35	0.9	23	97	120	147	0	67	72	0.9
JOHNSON, Kevin	14	19	33	42	0	21	17	1.2	14	19	33	42	0	21	17	1.2
LAWRENCE, Jermaine	32	43	75	58	3	13	27	0.5	32	43	75	58	3	13	27	0.5
NYARSUK, David	14	15	29	24	0	2	8	0.3	49	61	110	75	3	9	30	0.3
DAVIS III, Jeremiah	2	2	4	4	0	2	1	2.0	8	31	39	30	0	21	21	1.0
TOBLER, Zack	1	1	2	1	0	0	0	0.0	1	1	2	1	0	0	0	0.0
COX, Derek	0	1	1	0	0	0	0	0.0	0	1	1	0	0	0	0	0.0



**2013-14 Cincinnati Basketball**  
**Cincinnati Points-Rebounds-Assists (as of Mar 24, 2014)**  
**All games**



Opponent	Date	Score	00		02		03		05		10		11		14	
			COX,DEREK		RUBLES,TIT		THOMAS,SHA		JACKSON,JU		CAUPAIN,TR		LAWRENCE,J		GUYN,GE'LA	
NORTH CAROLINA CENTR	11/08/13	74-61	w	DNP	13-8-0		2-5-0		8-3-0		2-2-2		6-2-1		6-1-3	
NC STATE	11/12/13	68-57	w	DNP	14-7-2		6-2-0		10-10-0		5-4-0		4-8-0		4-1-2	
APPALACHIAN ST.	11/16/13	77-49	w	DNP	13-7-2		10-7-2		8-4-3		13-4-4		5-6-2		2-1-0	
CAMPBELL	11/20/13	81-62	w	DNP	10-4-4		8-2-2		19-9-2		1-1-1		8-5-1		6-2-1	
UMASS LOWELL	11/26/13	79-49	w	DNP	7-6-0		7-4-5		13-12-1		7-3-1		2-1-0		10-3-0	
KENNESAW ST.	11/29/13	95-67	w	DNP	14-5-1		11-2-2		11-7-1		6-3-2		9-4-1		8-2-2	
USC UPSTATE	12/03/13	86-50	w	DNP	7-7-0		4-2-0		6-2-3		15-2-5		2-4-1		15-2-1	
at New Mexico	12/07/13	54-63	L	DNP	4-6-1		0-2-1		10-6-0		11-0-1		2-2-0		0-3-0	
vs Xavier	12/14/13	47-64	L	DNP	3-4-1		13-1-1		1-5-1		5-4-0		3-2-1		0-0-0	
vs Pittsburgh	12/17/13	44-43	w	DNP	6-2-1		0-2-0		12-9-3		4-2-2		4-1-1		5-0-0	
MIDDLE TENNESSEE	12/21/13	69-48	w	0-1-0	4-3-4		7-3-0		16-12-2		4-5-4		4-3-0		0-1-0	
CHICAGO STATE	12/23/13	102-62	w	DNP	0-8-5		14-1-2		19-13-1		10-4-3		2-5-3		10-4-3	
NEBRASKA	12/28/13	74-59	w	DNP	4-7-1		3-2-0		15-10-2		5-4-3		6-3-0		0-0-0	
SMU	1/1/14	65-57	w	DNP	6-3-0		10-1-0		17-6-3		7-1-2		0-3-0		2-2-0	
at Memphis	1/4/14	69-53	w	DNP	2-7-4		10-4-0		13-8-2		7-3-5		6-1-0		3-2-0	
at Houston	1/7/14	61-60	w	DNP	7-10-3		0-4-1		7-5-4		6-2-1		DNP		7-4-1	
RUTGERS	1/11/14	71-51	w	DNP	4-10-5		11-3-0		11-7-3		14-2-1		DNP		0-1-0	
TEMPLE	1/14/14	69-58	w	DNP	13-12-2		4-4-3		15-10-1		2-0-5		DNP		2-2-1	
at USF	1/18/14	61-54	w	DNP	5-4-5		10-3-0		9-5-2		5-6-2		DNP		8-3-0	
UCF	1/23/14	69-51	w	0-0-0	9-7-1		6-5-5		12-2-3		6-2-0		DNP		5-4-1	
at Temple	01/26/14	80-76	w	DNP	9-6-4		15-4-2		1-1-0		8-1-9		DNP		3-2-2	
at Louisville	1/30/14	69-66	w	DNP	8-8-2		11-6-1		11-9-3		0-3-1		DNP		6-2-1	
USF	2/2/14	50-45	w	DNP	5-6-1		2-2-0		15-6-1		0-2-2		DNP		8-3-0	
UCONN	2/6/14	63-58	w	DNP	4-5-2		4-1-0		15-6-0		2-0-2		1-1-0		7-5-4	
at SMU	02/08/14	55-76	L	DNP	8-5-1		5-1-0		10-9-0		1-1-2		0-1-1		2-2-0	
HOUSTON	2/15/14	73-62	w	DNP	8-4-2		11-2-1		13-5-3		2-3-0		0-2-0		8-3-1	
at UCF	2/19/14	77-49	w	DNP	6-4-3		8-2-1		10-7-1		5-1-6		1-5-0		5-3-1	
LOUISVILLE	2/22/14	57-58	L	DNP	4-14-2		0-0-1		8-7-1		6-2-1		3-4-1		3-2-0	
at UConn	3/1/14	45-51	L	DNP	6-13-1		8-5-0		3-5-2		3-1-0		0-5-0		6-2-1	
MEMPHIS	03/06/14	97-84	w	0-0-0	24-5-1		4-2-0		13-9-3		6-4-2		0-3-0		4-1-1	
at Rutgers	03/08/14	70-66	w	DNP	4-11-3		4-2-0		10-11-2		7-2-4		3-2-0		3-2-2	
vs UCF	3/13/14	61-58	w	DNP	4-6-1		8-2-0		14-8-3		4-3-3		0-0-0		0-1-2	
vs UConn	3/14/14	56-58	L	DNP	5-8-0		8-5-2		10-8-3		2-1-0		1-0-0		3-1-2	
vs Harvard	03/20/14	57-61	L	DNP	9-9-2		8-1-0		13-11-0		4-1-0		0-2-0		2-1-1	

Opponent	Date	Score	15		23		25		33		45		99	
			SANDERS,JE		KILPATRICK		JOHNSON,KE		NYARSUK,DA		TOBLER,ZAC		DAVIS III,	
NORTH CAROLINA CENTR	11/08/13	74-61	w	13-4-3	22-7-4		0-2-0		0-0-0		DNP		2-2-0	
NC STATE	11/12/13	68-57	w	4-4-0	21-1-3		0-0-0		0-1-0		DNP		0-0-0	
APPALACHIAN ST.	11/16/13	77-49	w	10-5-0	12-4-0		2-2-0		2-4-0		0-1-0		0-0-0	
CAMPBELL	11/20/13	81-62	w	2-1-1	23-3-1		4-0-0		DNP		DNP		0-0-0	
UMASS LOWELL	11/26/13	79-49	w	2-3-1	18-6-2		7-1-1		4-2-0		0-0-0		2-0-1	
KENNESAW ST.	11/29/13	95-67	w	6-5-0	20-3-6		4-3-2		4-3-2		0-0-0		2-2-1	
USC UPSTATE	12/03/13	86-50	w	2-3-1	22-3-7		9-1-1		4-1-0		0-0-0		DNP	
at New Mexico	12/07/13	54-63	L	3-2-0	19-4-2		5-3-0		0-1-0		DNP		DNP	
vs Xavier	12/14/13	47-64	L	0-0-0	17-1-2		5-0-1		0-0-0		0-0-0		DNP	
vs Pittsburgh	12/17/13	44-43	w	4-6-1	9-6-0		0-1-0		0-0-0		DNP		DNP	
MIDDLE TENNESSEE	12/21/13	69-48	w	6-1-3	23-5-2		5-0-1		0-0-0		0-1-0		DNP	
CHICAGO STATE	12/23/13	102-62	w	14-13-2	21-10-4		10-2-2		2-4-0		0-0-0		DNP	
NEBRASKA	12/28/13	74-59	w	9-2-1	21-3-2		11-4-1		DNP		DNP		DNP	
SMU	1/1/14	65-57	w	10-3-0	13-6-3		0-0-0		0-0-0		DNP		DNP	
at Memphis	1/4/14	69-53	w	3-4-2	18-2-1		7-3-1		DNP		DNP		DNP	
at Houston	1/7/14	61-60	w	11-4-1	17-3-2		2-2-0		4-2-0		DNP		DNP	
RUTGERS	1/11/14	71-51	w	9-1-1	16-7-2		4-0-0		2-1-0		DNP		DNP	
TEMPLE	1/14/14	69-58	w	5-1-1	23-3-3		5-1-0		0-2-0		DNP		DNP	
at USF	1/18/14	61-54	w	6-1-2	18-2-1		0-0-0		0-1-0		DNP		DNP	
UCF	1/23/14	69-51	w	10-4-1	19-2-3		2-1-3		0-3-0		0-0-0		DNP	
at Temple	01/26/14	80-76	w	4-2-0	29-8-0		7-1-0		4-3-0		DNP		DNP	
at Louisville	1/30/14	69-66	w	5-1-2	28-5-2		0-0-0		DNP		DNP		DNP	
USF	2/2/14	50-45	w	2-7-0	18-2-2		0-0-1		0-1-0		DNP		DNP	
UCONN	2/6/14	63-58	w	4-2-1	26-12-6		DNP		DNP		DNP		DNP	
at SMU	02/08/14	55-76	L	4-3-1	22-6-3		3-1-0		0-0-0		DNP		DNP	
HOUSTON	2/15/14	73-62	w	3-3-2	28-4-6		0-0-0		DNP		DNP		DNP	
at UCF	2/19/14	77-49	w	9-5-1	23-2-1		5-2-3		5-0-0		DNP		DNP	
LOUISVILLE	2/22/14	57-58	L	5-6-1	28-6-1		0-0-0		DNP		DNP		DNP	
at UConn	3/1/14	45-51	L	3-2-0	16-5-3		0-0-0		DNP		DNP		DNP	
MEMPHIS	03/06/14	97-84	w	8-1-3	34-1-3		4-0-0		DNP		DNP		DNP	
at Rutgers	03/08/14	70-66	w	7-1-1	24-2-2		8-0-3		DNP		DNP		DNP	
vs UCF	3/13/14	61-58	w	2-2-0	21-9-4		8-1-0		DNP		DNP		DNP	
vs UConn	3/14/14	56-58	L	10-1-1	14-2-2		3-0-0		DNP		DNP		DNP	
vs Harvard	03/20/14	57-61	L	0-2-0	18-1-1		3-2-1		DNP		DNP		DNP	



**2013-14 Cincinnati Basketball**  
**Cincinnati Game-by-Game Highs (as of Mar 24, 2014)**  
**All games**



Opponent	Date	Score	Points	Rebounds	Assists	Steals	Blocked shots
NORTH CAROLINA CENTR	11/08/13	74-61	22-KILPATRICK, Sea	8-RUBLES, Titus	4-KILPATRICK, Sean	3-RUBLES, Titus KILPATRICK, Sean	3-JACKSON, Justin
NC STATE	11/12/13	68-57	21-KILPATRICK, Sea	10-JACKSON, Justin	3-KILPATRICK, Sean	2-KILPATRICK, Sean	4-JACKSON, Justin
APPALACHIAN ST.	11/16/13	77-49	13-RUBLES, Titus CAUPAIN, Troy	7-THOMAS, Shaquill RUBLES, Titus	4-CAUPAIN, Troy	2-RUBLES, Titus	4-JACKSON, Justin
CAMPBELL	11/20/13	81-62	23-KILPATRICK, Sea	9-JACKSON, Justin	4-RUBLES, Titus	3-KILPATRICK, Sean JACKSON, Justin RUBLES, Titus	5-JACKSON, Justin
UMASS LOWELL	11/26/13	79-49	18-KILPATRICK, Sea	12-JACKSON, Justin	5-THOMAS, Shaquill	3-JACKSON, Justin	3-JACKSON, Justin
KENNESAW ST.	11/29/13	95-67	20-KILPATRICK, Sea	7-JACKSON, Justin	6-KILPATRICK, Sean	3-SANDERS, Jermai	4-JACKSON, Justin
USC UPSTATE	12/03/13	86-50	22-KILPATRICK, Sea	7-RUBLES, Titus	7-KILPATRICK, Sean	3-THOMAS, Shaquill	2-LAWRENCE, Jerm
at New Mexico	12/07/13	54-63	19-KILPATRICK, Sea	6-JACKSON, Justin RUBLES, Titus	2-KILPATRICK, Sean	2-SANDERS, Jermai CAUPAIN, Troy RUBLES, Titus	3-JACKSON, Justin
vs Xavier	12/14/13	47-64	17-KILPATRICK, Sea	5-JACKSON, Justin	2-KILPATRICK, Sean	3-JACKSON, Justin	1-THOMAS, Shaquill JACKSON, Justin
vs Pittsburgh	12/17/13	44-43	12-JACKSON, Justin	9-JACKSON, Justin	3-JACKSON, Justin	1-JOHNSON, Kevin SANDERS, Jermain JACKSON, Justin RUBLES, Titus	2-JACKSON, Justin
MIDDLE TENNESSEE	12/21/13	69-48	23-KILPATRICK, Sea	12-JACKSON, Justin	4-CAUPAIN, Troy RUBLES, Titus	4-JACKSON, Justin	4-JACKSON, Justin
CHICAGO STATE	12/23/13	102-62	21-KILPATRICK, Sea	13-JACKSON, Justin SANDERS, Jermain	5-RUBLES, Titus	2-RUBLES, Titus	4-JACKSON, Justin
NEBRASKA	12/28/13	74-59	21-KILPATRICK, Sea	10-JACKSON, Justin	3-CAUPAIN, Troy	2-JACKSON, Justin CAUPAIN, Troy	4-JACKSON, Justin
SMU	1/1/14	65-57	17-JACKSON, Justin	6-KILPATRICK, Sean JACKSON, Justin	3-JACKSON, Justin KILPATRICK, Sean	5-JACKSON, Justin	5-JACKSON, Justin
at Memphis	1/4/14	69-53	18-KILPATRICK, Sea	8-JACKSON, Justin	5-CAUPAIN, Troy	3-THOMAS, Shaquill CAUPAIN, Troy	7-JACKSON, Justin
at Houston	1/7/14	61-60	17-KILPATRICK, Sea	10-RUBLES, Titus	4-JACKSON, Justin	3-KILPATRICK, Sean	3-NYARSUK, David RUBLES, Titus
RUTGERS	1/11/14	71-51	16-KILPATRICK, Sea	10-RUBLES, Titus	5-RUBLES, Titus	2-THOMAS, Shaquill	3-JACKSON, Justin
TEMPLE	1/14/14	69-58	23-KILPATRICK, Sea	12-RUBLES, Titus	5-CAUPAIN, Troy	3-KILPATRICK, Sean	6-JACKSON, Justin
at USF	1/18/14	61-54	18-KILPATRICK, Sea	6-CAUPAIN, Troy	5-RUBLES, Titus	3-JACKSON, Justin	3-RUBLES, Titus
UCF	1/23/14	69-51	19-KILPATRICK, Sea	7-RUBLES, Titus	5-THOMAS, Shaquill	4-JACKSON, Justin	7-JACKSON, Justin
at Temple	01/26/14	80-76	29-KILPATRICK, Sea	8-KILPATRICK, Sean	9-CAUPAIN, Troy	2-GUYN, Ge'Lawn KILPATRICK, Sean	2-NYARSUK, David
at Louisville	1/30/14	69-66	28-KILPATRICK, Sea	9-JACKSON, Justin	3-JACKSON, Justin	2-JACKSON, Justin	2-JACKSON, Justin
USF	2/2/14	50-45	18-KILPATRICK, Sea	7-SANDERS, Jermai	2-CAUPAIN, Troy KILPATRICK, Sean	2-JACKSON, Justin RUBLES, Titus	3-JACKSON, Justin
UCONN	2/6/14	63-58	26-KILPATRICK, Sea	12-KILPATRICK, Sea	6-KILPATRICK, Sean	2-CAUPAIN, Troy GUYN, Ge'Lawn	2-JACKSON, Justin
at SMU	02/08/14	55-76	22-KILPATRICK, Sea	9-JACKSON, Justin	3-KILPATRICK, Sean	5-RUBLES, Titus	1-LAWRENCE, Jerm JACKSON, Justin RUBLES, Titus
HOUSTON	2/15/14	73-62	28-KILPATRICK, Sea	5-JACKSON, Justin	6-KILPATRICK, Sean	2-RUBLES, Titus JACKSON, Justin	2-JACKSON, Justin
at UCF	2/19/14	77-49	23-KILPATRICK, Sea	7-JACKSON, Justin	6-CAUPAIN, Troy	3-JACKSON, Justin	4-JACKSON, Justin
LOUISVILLE	2/22/14	57-58	28-KILPATRICK, Sea	14-RUBLES, Titus	2-RUBLES, Titus	1-KILPATRICK, Sean JACKSON, Justin THOMAS, Shaquille	2-LAWRENCE, Jerm
at UConn	3/1/14	45-51	16-KILPATRICK, Sea	13-RUBLES, Titus	3-KILPATRICK, Sean	3-RUBLES, Titus	1-JACKSON, Justin





2013-14 Cincinnati Basketball  
Cincinnati Game-by-Game Highs (as of Mar 24, 2014)  
All games



Opponent	Date	Score	Points	Rebounds	Assists	Steals	Blocked shots
MEMPHIS	03/06/14	97-84	34-KILPATRICK, Sea	9-JACKSON, Justin	3-JACKSON, Justin SANDERS, Jermain KILPATRICK, Sean	3-JACKSON, Justin	SANDERS, Jermain 2-JACKSON, Justin
at Rutgers	03/08/14	70-66	24-KILPATRICK, Sea	11-JACKSON, Justin RUBLES, Titus	4-CAUPAIN, Troy	1-JOHNSON, Kevin SANDERS, Jermain THOMAS, Shaquille KILPATRICK, Sean JACKSON, Justin	1-JACKSON, Justin THOMAS, Shaquille RUBLES, Titus
vs UCF	3/13/14	61-58	21-KILPATRICK, Sea	9-KILPATRICK, Sean	4-KILPATRICK, Sean	2-JOHNSON, Kevin KILPATRICK, Sean	4-RUBLES, Titus JACKSON, Justin
vs UConn	3/14/14	56-58	14-KILPATRICK, Sea	8-RUBLES, Titus JACKSON, Justin	3-JACKSON, Justin	4-KILPATRICK, Sean	2-JACKSON, Justin
vs Harvard	03/20/14	57-61	18-KILPATRICK, Sea	11-JACKSON, Justin	2-RUBLES, Titus	2-CAUPAIN, Troy KILPATRICK, Sean	4-JACKSON, Justin



**2013-14 Cincinnati Basketball**  
**Cincinnati Team High/Low Analysis (as of Mar 24, 2014)**  
**All games**



**Cincinnati - TEAM GAME HIGHS**

POINTS	102	CHICAGO STATE (12/23/13)
	97	MEMPHIS (03/06/14)
	95	KENNESAW ST. (11/29/13)
	86	USC UPSTATE (12/03/13)
	81	CAMPBELL (11/20/13)
FIELD GOALS MADE	37	CHICAGO STATE (12/23/13)
	36	KENNESAW ST. (11/29/13)
	36	CAMPBELL (11/20/13)
FIELD GOAL ATTEMPTS	85	CHICAGO STATE (12/23/13)
	74	KENNESAW ST. (11/29/13)
FIELD GOAL PERCENTAGE	.632 (36-57)	CAMPBELL (11/20/13)
	.547 (29-53)	at Temple (01/26/14)
3 PT FIELD GOALS MADE	13	USC UPSTATE (12/03/13)
	12	CHICAGO STATE (12/23/13)
3 PT FG ATTEMPTS	34	CHICAGO STATE (12/23/13)
	26	USC UPSTATE (12/03/13)
3 PT FG PERCENTAGE	.545 (6-11)	at Memphis (1/4/14)
	.500 (13-26)	USC UPSTATE (12/03/13)
FREE THROWS MADE	31	RUTGERS (1/11/14)
	29	MEMPHIS (03/06/14)
FREE THROW ATTEMPTS	40	RUTGERS (1/11/14)
	38	MEMPHIS (03/06/14)
FREE THROW PERCENTAGE	.944 (17-18)	at Louisville (1/30/14)
	.933 (14-15)	at New Mexico (12/07/13)
REBOUNDS	69	CHICAGO STATE (12/23/13)
	47	APPALACHIAN ST. (11/16/13)
ASSISTS	25	CHICAGO STATE (12/23/13)
	20	KENNESAW ST. (11/29/13)
STEALS	14	CAMPBELL (11/20/13)
	13	UMASS LOWELL (11/26/13)
BLOCKED SHOTS	10	at Memphis (1/4/14)
	10	CHICAGO STATE (12/23/13)
TURNOVERS	20	at UConn (3/1/14)
	20	at Louisville (1/30/14)
FOULS	24	MIDDLE TENNESSEE (12/21/13)
	23	at Temple (01/26/14)
	23	at New Mexico (12/07/13)
	23	NC STATE (11/12/13)



**2013-14 Cincinnati Basketball**  
**Cincinnati High/Low Analysis (as of Mar 24, 2014)**  
**All games**



**Opponent - GAME HIGHS**

POINTS	84	MEMPHIS (03/06/14)
	76	at SMU (02/08/14)
	76	at Temple (01/26/14)
	67	KENNESAW ST. (11/29/13)
	66	at Rutgers (03/08/14)
	66	at Louisville (1/30/14)
FIELD GOALS MADE	29	MEMPHIS (03/06/14)
	26	at Louisville (1/30/14)
FIELD GOAL ATTEMPTS	65	APPALACHIAN ST. (11/16/13)
	63	at Memphis (1/4/14)
FIELD GOAL PERCENTAGE	.564 (22-39)	vs Xavier (12/14/13)
	.543 (25-46)	at SMU (02/08/14)
3 PT FIELD GOALS MADE	11	vs Xavier (12/14/13)
	11	CAMPBELL (11/20/13)
3 PT FG ATTEMPTS	27	MEMPHIS (03/06/14)
	27	at UCF (2/19/14)
3 PT FG PERCENTAGE	.688 (11-16)	vs Xavier (12/14/13)
	.538 (7-13)	vs UConn (3/14/14)
FREE THROWS MADE	24	at Temple (01/26/14)
	22	at SMU (02/08/14)
FREE THROW ATTEMPTS	29	vs Pittsburgh (12/17/13)
	28	vs Harvard (03/20/14)
	28	NORTH CAROLINA CENTR (11/08/13)
FREE THROW PERCENTAGE	.909 (10-11)	NEBRASKA (12/28/13)
	.900 (9-10)	HOUSTON (2/15/14)
REBOUNDS	41	at Houston (1/7/14)
	41	at Memphis (1/4/14)
ASSISTS	18	MEMPHIS (03/06/14)
	17	at Rutgers (03/08/14)
STEALS	10	at UConn (3/1/14)
	10	at SMU (02/08/14)
	10	at Memphis (1/4/14)
BLOCKED SHOTS	8	vs UConn (3/14/14)
	6	LOUISVILLE (2/22/14)
	6	at UCF (2/19/14)
	6	at Louisville (1/30/14)
	6	at Houston (1/7/14)
TURNOVERS	28	UMASS LOWELL (11/26/13)
	23	CAMPBELL (11/20/13)
FOULS	29	NORTH CAROLINA CENTR (11/08/13)
	28	RUTGERS (1/11/14)



**2013-14 Cincinnati Basketball**  
**Cincinnati High/Low Analysis (as of Mar 24, 2014)**  
**All games**



**Cincinnati - GAME LOWS**

POINTS	44	vs Pittsburgh (12/17/13)
	45	at UConn (3/1/14)
	47	vs Xavier (12/14/13)
	50	USF (2/2/14)
	54	at New Mexico (12/07/13)
FIELD GOALS MADE	13	at UConn (3/1/14)
	14	vs Xavier (12/14/13)
FIELD GOAL ATTEMPTS	42	vs Xavier (12/14/13)
	42	RUTGERS (1/11/14)
FIELD GOAL PERCENTAGE	.271 (13-48)	at UConn (3/1/14)
	.286 (16-56)	LOUISVILLE (2/22/14)
3 PT FIELD GOALS MADE	3	NC STATE (11/12/13)
	3	UMASS LOWELL (11/26/13)
	3	vs Pittsburgh (12/17/13)
	3	NEBRASKA (12/28/13)
3 PT FG ATTEMPTS	8	NC STATE (11/12/13)
	9	APPALACHIAN ST. (11/16/13)
3 PT FG PERCENTAGE	.158 (3-19)	UMASS LOWELL (11/26/13)
	.167 (4-24)	at SMU (02/08/14)
FREE THROWS MADE	1	vs Pittsburgh (12/17/13)
	5	CAMPBELL (11/20/13)
FREE THROW ATTEMPTS	3	vs Pittsburgh (12/17/13)
	10	at UCF (2/19/14)
FREE THROW PERCENTAGE	.333 (1-3)	vs Pittsburgh (12/17/13)
	.357 (5-14)	CAMPBELL (11/20/13)
REBOUNDS	20	vs Xavier (12/14/13)
	27	USC UPSTATE (12/03/13)
	27	HOUSTON (2/15/14)
ASSISTS	5	at New Mexico (12/07/13)
	5	vs Harvard (03/20/14)
STEALS	3	LOUISVILLE (2/22/14)
	4	vs Pittsburgh (12/17/13)
	4	at Louisville (1/30/14)
BLOCKED SHOTS	2	vs Xavier (12/14/13)
	2	at Louisville (1/30/14)
	2	HOUSTON (2/15/14)
	2	at UConn (3/1/14)
TURNOVERS	3	MEMPHIS (03/06/14)
	4	HOUSTON (2/15/14)
FOULS	9	USF (2/2/14)
	12	CHICAGO STATE (12/23/13)
	12	HOUSTON (2/15/14)



**2013-14 Cincinnati Basketball**  
**Cincinnati High/Low Analysis (as of Mar 24, 2014)**  
**All games**



**Opponent - GAME LOWS**

POINTS	43	vs Pittsburgh (12/17/13)
	45	USF (2/2/14)
	48	MIDDLE TENNESSEE (12/21/13)
	49	APPALACHIAN ST. (11/16/13)
	49	UMASS LOWELL (11/26/13)
	49	at UCF (2/19/14)
FIELD GOALS MADE	11	vs Pittsburgh (12/17/13)
	12	MIDDLE TENNESSEE (12/21/13)
FIELD GOAL ATTEMPTS	35	vs Pittsburgh (12/17/13)
	39	vs Xavier (12/14/13)
FIELD GOAL PERCENTAGE	.267 (12-45)	MIDDLE TENNESSEE (12/21/13)
	.292 (19-65)	APPALACHIAN ST. (11/16/13)
3 PT FIELD GOALS MADE	1	USF (2/2/14)
	2	vs Pittsburgh (12/17/13)
	2	at Memphis (1/4/14)
	2	RUTGERS (1/11/14)
	2	at USF (1/18/14)
3 PT FG ATTEMPTS	7	SMU (1/1/14)
	9	at New Mexico (12/07/13)
	9	at USF (1/18/14)
3 PT FG PERCENTAGE	.091 (1-11)	USF (2/2/14)
	.118 (2-17)	at Memphis (1/4/14)
FREE THROWS MADE	5	CAMPBELL (11/20/13)
	6	UCF (1/23/14)
	6	USF (2/2/14)
FREE THROW ATTEMPTS	8	CAMPBELL (11/20/13)
	8	USF (2/2/14)
FREE THROW PERCENTAGE	.353 (6-17)	UCF (1/23/14)
	.500 (9-18)	at Houston (1/7/14)
	.500 (9-18)	TEMPLE (1/14/14)
	.500 (11-22)	LOUISVILLE (2/22/14)
REBOUNDS	21	CHICAGO STATE (12/23/13)
	21	HOUSTON (2/15/14)
ASSISTS	6	UMASS LOWELL (11/26/13)
	6	UConn (2/6/14)
STEALS	0	at Houston (1/7/14)
	1	MEMPHIS (03/06/14)
BLOCKED SHOTS	0	KENNESAW ST. (11/29/13)
	1	at USF (1/18/14)
	1	HOUSTON (2/15/14)
TURNOVERS	7	vs Pittsburgh (12/17/13)
	8	NC STATE (11/12/13)
FOULS	9	vs Pittsburgh (12/17/13)
	12	at UCF (2/19/14)
	12	vs UConn (3/14/14)





**2013-14 Cincinnati Basketball**  
**Cincinnati Player High/Low Analysis (as of Mar 24, 2014)**  
**All games**



**Cincinnati - INDIVIDUAL GAME HIGHS**

Points	34		KILPATRICK, Sean vs Memphis (03/06/14)
	29		KILPATRICK, Sean at Temple (01/26/14)
	28		KILPATRICK, Sean vs Louisville (2/22/14)
	28		KILPATRICK, Sean vs Houston (2/15/14)
	28		KILPATRICK, Sean at Louisville (1/30/14)
Field Goals Made	11		KILPATRICK, Sean vs Memphis (03/06/14)
	9		RUBLES, Titus vs Memphis (03/06/14)
	9		KILPATRICK, Sean vs Louisville (2/22/14)
	9		KILPATRICK, Sean vs Houston (2/15/14)
	9		KILPATRICK, Sean at Temple (01/26/14)
	9		JACKSON, Justin vs Chicago State (12/23/13)
	9		JACKSON, Justin vs Campbell (11/20/13)
	9		KILPATRICK, Sean vs Campbell (11/20/13)
Field Goal Att.	26		KILPATRICK, Sean vs Louisville (2/22/14)
	19		KILPATRICK, Sean at Temple (01/26/14)
	19		KILPATRICK, Sean vs Temple (1/14/14)
FG Pct (min 5 made)	.875	(7-8)	JACKSON, Justin vs Middle Tennessee (12/21/13)
	.857	(6-7)	JACKSON, Justin vs Houston (2/15/14)
3-Point FG Made	6		KILPATRICK, Sean at UCF (2/19/14)
	6		KILPATRICK, Sean vs Temple (1/14/14)
	6		KILPATRICK, Sean vs USC Upstate (12/03/13)
3-Point FG Att.	14		KILPATRICK, Sean vs Louisville (2/22/14)
	13		KILPATRICK, Sean vs Temple (1/14/14)
3-Pt FG Pct (min 2 made)	1.000	(2-2)	JOHNSON, Kevin vs UCF (3/13/14)
	.750	(3-4)	GUYN, Ge'Lawn vs USC Upstate (12/03/13)
Free Throws Made	17		KILPATRICK, Sean vs Nebraska (12/28/13)
	11		KILPATRICK, Sean at Louisville (1/30/14)
Free Throw Att.	18		KILPATRICK, Sean vs Nebraska (12/28/13)
	12		KILPATRICK, Sean vs Xavier (12/14/13)
	12		RUBLES, Titus vs North Carolina Centr (11/08/13)
FT Pct (min 3 made)	1.000	(11-11)	KILPATRICK, Sean at Louisville (1/30/14)
	1.000	(8-8)	KILPATRICK, Sean at New Mexico (12/07/13)
	1.000	(8-8)	RUBLES, Titus vs Kennesaw St. (11/29/13)
	1.000	(8-8)	KILPATRICK, Sean vs NC State (11/12/13)
	1.000	(7-7)	RUBLES, Titus vs Temple (1/14/14)
	1.000	(6-6)	RUBLES, Titus vs Memphis (03/06/14)
	1.000	(6-6)	KILPATRICK, Sean vs USF (2/2/14)
	1.000	(6-6)	THOMAS, Shaquille vs Rutgers (1/11/14)
	1.000	(6-6)	KILPATRICK, Sean vs SMU (1/1/14)
	1.000	(6-6)	CAUPAIN, Troy vs USC Upstate (12/03/13)
	1.000	(4-4)	RUBLES, Titus at Rutgers (03/08/14)
	1.000	(4-4)	JOHNSON, Kevin vs Memphis (03/06/14)
	1.000	(4-4)	CAUPAIN, Troy vs Louisville (2/22/14)
	1.000	(4-4)	JACKSON, Justin vs Louisville (2/22/14)
	1.000	(4-4)	RUBLES, Titus at SMU (02/08/14)
	1.000	(4-4)	KILPATRICK, Sean vs UCF (1/23/14)
	1.000	(4-4)	THOMAS, Shaquille at USF (1/18/14)
	1.000	(4-4)	JACKSON, Justin at New Mexico (12/07/13)
	1.000	(4-4)	KILPATRICK, Sean vs USC Upstate (12/03/13)
	1.000	(4-4)	THOMAS, Shaquille vs Appalachian St. (11/16/13)
	1.000	(3-3)	RUBLES, Titus vs USF (2/2/14)
	1.000	(3-3)	SANDERS, Jermaine vs UCF (1/23/14)
	1.000	(3-3)	KILPATRICK, Sean vs Middle Tennessee (12/21/13)

	1.000	(3-3)	THOMAS, Shaquille vs Middle Tennessee (12/21/13)
	1.000	(3-3)	JOHNSON, Kevin vs Middle Tennessee (12/21/13)
	1.000	(3-3)	CAUPAIN, Troy vs Appalachian St. (11/16/13)
Rebounds	14		RUBLES, Titus vs Louisville (2/22/14)
	13		RUBLES, Titus at UConn (3/1/14)
	13		SANDERS, Jermaine vs Chicago State (12/23/13)
	13		JACKSON, Justin vs Chicago State (12/23/13)
Assists	9		CAUPAIN, Troy at Temple (01/26/14)
	7		KILPATRICK, Sean vs USC Upstate (12/03/13)
Steals	5		RUBLES, Titus at SMU (02/08/14)
	5		JACKSON, Justin vs SMU (1/1/14)
Blocked Shots	7		JACKSON, Justin vs UCF (1/23/14)
	7		JACKSON, Justin at Memphis (1/4/14)
Turnovers	7		KILPATRICK, Sean at UConn (3/1/14)
	6		JACKSON, Justin at SMU (02/08/14)
Fouls	5		LAWRENCE, Jermaine at Rutgers (03/08/14)
	5		RUBLES, Titus at UConn (3/1/14)
	5		JACKSON, Justin at SMU (02/08/14)
	5		THOMAS, Shaquille at Temple (01/26/14)
	5		JACKSON, Justin vs Temple (1/14/14)
	5		RUBLES, Titus at Houston (1/7/14)
	5		RUBLES, Titus vs SMU (1/1/14)
	5		LAWRENCE, Jermaine vs Middle Tennessee (12/21/13)
	5		RUBLES, Titus at New Mexico (12/07/13)
	5		LAWRENCE, Jermaine vs UMass Lowell (11/26/13)



**2013-14 Cincinnati Basketball**  
**Cincinnati Opponent High/Low Analysis (as of Mar 24, 2014)**  
**All games**



**OPPONENT INDIVIDUAL GAME HIGHS**

Points	33		PEPPER, Dalton at Temple (01/26/14)
	27		INGRAM, Jeremy vs North Carolina Centr (11/08/13)
	24		BAIRSTOW, Cameron at New Mexico (12/07/13)
	22		Petteway, Terran vs Nebraska (12/28/13)
	21		SYKES, Isaiah vs UCF (3/13/14)
	21		JACKSON, Joe vs Memphis (03/06/14)
	21		HARRELL, Montrezl vs Louisville (2/22/14)
	21		PEPPER, Dalton vs Temple (1/14/14)
Field Goals Made	10		PEPPER, Dalton at Temple (01/26/14)
	9		HARRELL, Montrezl at Louisville (1/30/14)
Field Goal Att.	21		PEPPER, Dalton at Temple (01/26/14)
	20		MOORE, J.J. at Rutgers (03/08/14)
FG Pct (min 5 made)	.833	(5-6)	KNOWLES, Danrad vs Houston (2/15/14)
	.833	(5-6)	KOBANI, Mike vs Appalachian St. (11/16/13)
3-Point FG Made	8		PEPPER, Dalton at Temple (01/26/14)
	5		MORRIS, Brandon at Houston (1/7/14)
	5		Pippen, Quinton vs Chicago State (12/23/13)
	5		HAMMONDS, Kerry vs Middle Tennessee (12/21/13)
	5		RYAN, Andrew vs Campbell (11/20/13)
3-Point FG Att.	14		PEPPER, Dalton at Temple (01/26/14)
	12		NAPIER, Shabazz vs UConn (2/6/14)
3-Pt FG Pct (min 2 made)	1.000	(2-2)	DANIELS, DeAndre vs UConn (3/14/14)
	1.000	(2-2)	FARR, James vs Xavier (12/14/13)
Free Throws Made	11		INGRAM, Jeremy vs North Carolina Centr (11/08/13)
	10		JACKSON, Joe vs Memphis (03/06/14)
	10		BAIRSTOW, Cameron at New Mexico (12/07/13)
Free Throw Att.	16		INGRAM, Jeremy vs North Carolina Centr (11/08/13)
	12		JACKSON, Joe vs Memphis (03/06/14)
	12		HARRELL, Montrezl vs Louisville (2/22/14)
	12		JACK, Kadeem vs Rutgers (1/11/14)
FT Pct (min 3 made)	1.000	(7-7)	MOORE, Ben at SMU (02/08/14)
	1.000	(6-6)	RUSSELL, Nick at SMU (02/08/14)
	1.000	(6-6)	Petteway, Terran vs Nebraska (12/28/13)
	1.000	(6-6)	GLENN, Ricardo vs USC Upstate (12/03/13)
	1.000	(5-5)	BOATRIGHT, Ryan vs UConn (3/14/14)
	1.000	(5-5)	PEPPER, Dalton at Temple (01/26/14)
	1.000	(4-4)	BLAIR, Staphon vs UCF (3/13/14)
	1.000	(4-4)	JUDGE, Wally at Rutgers (03/08/14)
	1.000	(4-4)	NOLAN, Phillip at UConn (3/1/14)
	1.000	(4-4)	McBRIDE, Justin at UCF (2/19/14)
	1.000	(4-4)	ROSE, L.J. vs Houston (2/15/14)
	1.000	(4-4)	NAPIER, Shabazz vs UConn (2/6/14)
	1.000	(4-4)	HANCOCK, Luke at Louisville (1/30/14)
	1.000	(4-4)	MACK, Myles vs Rutgers (1/11/14)
	1.000	(4-4)	KENNEDY, Markus vs SMU (1/1/14)
	1.000	(4-4)	MARTIN, Justin vs Xavier (12/14/13)
	1.000	(3-3)	NICHOLS, Austin vs Memphis (03/06/14)
	1.000	(3-3)	CUNNINGHAM, Cannen at SMU (02/08/14)
	1.000	(3-3)	BROWN, Josh at Temple (01/26/14)
	1.000	(3-3)	Denard, Eddie vs Chicago State (12/23/13)
Rebounds	13		BAIRSTOW, Cameron at New Mexico (12/07/13)
	12		JACK, Kadeem at Rutgers (03/08/14)
Assists	9		MACK, Myles at Rutgers (03/08/14)

	6	JACKSON, Joe vs Memphis (03/06/14)
	6	HANCOCK, Luke at Louisville (1/30/14)
	6	SYKES, Isaiah vs UCF (1/23/14)
	6	HEATH, Josh at USF (1/18/14)
	6	BROWN, Josh vs Temple (1/14/14)
	6	WOMACK, Tione at Houston (1/7/14)
	6	RAY, Quinton vs Campbell (11/20/13)
Steals	4	BOATRIGHT, Ryan at UConn (3/1/14)
	4	STAINBROOK, Matt vs Xavier (12/14/13)
	4	CHAPMAN, Emanuel vs North Carolina Centr (11/08/13)
Blocked Shots	4	BRIMAH, Amida vs UConn (3/14/14)
	3	BRIMAH, Amida at UConn (3/1/14)
	3	MATHIANG, Mangok vs Louisville (2/22/14)
	3	BLAIR, Staphon at UCF (2/19/14)
	3	THOMAS, TaShawn at Houston (1/7/14)
	3	KENNEDY, Markus vs SMU (1/1/14)
	3	Parris Massey vs UMass Lowell (11/26/13)
Turnovers	8	DJ Mlachnik vs UMass Lowell (11/26/13)
	7	SYKES, Isaiah at UCF (2/19/14)
Fouls	5	BLAIR, Staphon vs UCF (3/13/14)
	5	JUDGE, Wally at Rutgers (03/08/14)
	5	GOODWIN, Shaq vs Memphis (03/06/14)
	5	JOHNSON, Geron vs Memphis (03/06/14)
	5	MATHIANG, Mangok vs Louisville (2/22/14)
	5	HANCOCK, Luke vs Louisville (2/22/14)
	5	LEE, Anthony at Temple (01/26/14)
	5	BLAIR, Staphon vs UCF (1/23/14)
	5	JUDGE, Wally vs Rutgers (1/11/14)
	5	ETOU, Junior vs Rutgers (1/11/14)
	5	LEWIS, Greg vs Rutgers (1/11/14)
	5	JOHNSON, Geron at Memphis (1/4/14)
	5	Gallegos, Ray vs Nebraska (12/28/13)
	5	HUNTER, Neiko vs Middle Tennessee (12/21/13)
	5	CHRISTON, Semaj vs Xavier (12/14/13)
	5	FARR, James vs Xavier (12/14/13)
	5	BUCHANAN, Michael vs USC Upstate (12/03/13)
	5	Kerry Weldon vs UMass Lowell (11/26/13)
	5	INGRAM,Jeremy vs North Carolina Centr (11/08/13)
	5	PARKS,Jordan vs North Carolina Centr (11/08/13)
	5	COPELAND,Jay vs North Carolina Centr (11/08/13)