

GAME  
9

CINCINNATI

CINCINNATI BEARCATS

2-6 • 0-5 BIG 12



UCF KNIGHTS

3-5 • 0-5 BIG 12



SATURDAY, NOV. 4, 2023 • 3:30 PM ET • HISTORIC NIPPERT STADIUM • CINCINNATI, OHIO

INAUGURAL



SEASON

### 2023 SCHEDULE / RESULTS

DATE	OPPONENT (TV)	RESULT/TIME (ET)
SEPT. 2	EASTERN KENTUCKY (ESPN+)	W, 66-13
Sept. 9	@ Pittsburgh (The CW)	W, 27-21
SEPT. 16	MIAMI (OH) (ESPN+)	L, 24-31 (OT)
SEPT. 23	#16 OKLAHOMA* (FOX)	L, 6-20
Sept. 29	@ BYU* (ESPN)	L, 27-35
Oct. 7	BYE WEEK	
OCT. 14	IOWA STATE* (FS2)	L, 10-30
OCT. 21	BAYLOR* (ESPN+)	L, 29-32
Oct. 28	@ Oklahoma State* (ESPN2)	L, 13-45
NOV. 4	UCF* (FS1)	3:30 P.M.
Nov. 11	@ Houston*	TBD
Nov. 18	@ West Virginia*	TBD
NOV. 25	KANSAS*	TBD

All times ET. Home in **BOLD CAPS**, played at Nippert Stadium

\* - Big 12 Conference game.

### ON THE AIR

TV: FS1

Play-by-Play .....Adam Alexander  
Analyst.....Devin Gardner

RADIO: BEARCATS SPORTS NETWORK

Play-by-Play .....Dan Hoard  
Analyst.....Jim Kelly Jr.  
Sideline .....Tony Pike  
Host/Engineer.....Mo Egger  
Local: 700 WLW

Satellite: SiriusXM 158 or 201 and on the SiriusXM App  
App: iHeart Radio App and The Varsity Network: "Search Cincinnati"

LIVE STATS: Cincinnati.StatBroadcast.com

### TABLE OF CONTENTS

Quick Hits.....	1
Media Information .....	2
Team Information.....	3-10
Nippert Stadium.....	11
Rosters.....	12-13
Depth Chart.....	14
Scott Satterfield.....	15-16
Assistant Coaches/Support Staff.....	17
Player Capsules.....	18-27
Starter Information.....	28
Last Time It Happened.....	29
Single-Game Records at a Glance .....	30
Game-By-Game Recaps.....	31
Misc. Stats.....	32-33
Record Book .....	34-44



### CINCINNATI BEARCATS

Head Coach Scott Satterfield

Record at Cincinnati 2-6 (.250, First Year)

Overall Record 78-54 (.591, 11th Year)



### UCF KNIGHTS

Head Coach Gus Malzahn

Record at School 21-14 (.600, 3rd Year)

Overall Record 98-52 (.653, 12th Year)

### GAME INFORMATION

Facility Historic Nippert Stadium

Capacity 38,193

TV FS1

Radio 700 WLW | SiriusXM 158 or 201 and on the SiriusXM App

Series Record 4-4 overall, 3-1 at Nippert Stadium

Last Meeting UCF W, 25-21, in Orlando

Series Streak UCF - W1; UC has won two straight at Nippert

### CINCINNATI TO HONOR MILITARY, CELEBRATE HALL OF FAMERS IN RETURN HOME

- Cincinnati will honor the military and celebrate the 2023 James P. Kelly Hall of Fame Class during Saturday's 3:30 p.m. ET (FS1) Historic Nippert Stadium clash with the UCF Knights.
- In recognition of Military Appreciation Day, Cincinnati football will don special helmet decals featuring the crest of the USS Cincinnati LCS 20, a U.S. Navy ship whose namesake is Cincinnati. The USS Cincinnati's homeport is in San Diego, Calif. It was commissioned in 1919 and is the fifth naval ship named after the city.
- All-time Bearcats football great Antwan Peek headlines the 2023 Hall of Fame Class. Peek starred for the Bearcats as a defensive end from 1998 to 2002. He was a three-year starter and the Co-MVP of the 2002 Conference USA Championship Team - UC's first league title since 1964. He is UC's all-time leader in sacks (28), TFLs (56), forced fumbles (17) and blocked kicks (seven). His son, Antwan Peek Jr., is a redshirt freshman safety for the Bearcats who made his first start last weekend. Peek Sr. will be formally inducted into the HOF at Friday night's Legion of Excellence ceremony.
- Despite having two of the country's top rushing offenses, the Bearcats and Knights are both searching for their first Big 12 Conference victory. Both programs joined Houston and BYU as the newest members to the conference on July 1, 2023.
- Led by RB RJ Harvey (89.0 ypg), UCF ranks first in the Big 12 and fourth in the country in rushing (227.0), while Cincinnati ranks third nationally and sixth in the Big 12 with 222.6 rush yards per game.

### CINCINNATI-UCF SERIES TIED 4-4

- Cincinnati and UCF spent recent years at the top of the "Group of Five." The Knights won 25 straight games and two AAC titles in 2017 and 2018. Cincinnati actually handed UCF its first AAC loss in three years in a historic 27-24 Friday night win 2019 which propelled the Bearcats to back-to-back league titles and AP Top 10 finishes in 2020 and 2021.
- The 2019 win over UCF also gave birth to a true freshman cornerback named Ahmad "Sauce" Gardner who had a pick-six in the game that sparked the victory.
- Cincinnati has won three of the last four matchups with UCF, but dropped a hard-fought game, 25-21, in Orlando, Fla., in 2022. RB Ryan Montgomery ripped off a 39-yard touchdown run to give UC a 21-18 lead with 3:03 left in the game, but UCF answered with a 17-yard TD run by RB RJ Harvey with 48 seconds left to secure the victory.
- The last time UCF traveled to Nippert Stadium, RB Jerome Ford rushed for 176 yards and four scores before halftime to the lead the third-ranked Bearcats to a 56-21 victory. Deshaun Pace added a TFL and an INT in the win, as well.
- Scott Satterfield's Louisville team defeated UCF, 20-14, in Orlando in 2022, and 42-35 in Louisville in 2021.
- A team has scored 50 points three times in eight all-time matchups in the series.

### VANN RANKS AS BIG 12'S TOP EDGE ACCORDING TO PFF

- Sixth-year senior defensive end Malik Vann rates as the Big 12's top edge (81.1) according to PFF. He has 10 tackles and 1.5 TFLs rotating with the first team defensive line this season.
- The Cincinnati native (Fairfield HS) has played in 57 games and tallied 100 tackles, 23.5 TFLs and 10.5 sacks in his career.
- Also rating well via PFF are OG Luke Kandra - the Big 12's No. 2-rated guard (79.4) and No. 3 overall P5 guard, and DT Dontay Corleone. The Godfather's 80.6 rating is the fourth-highest among interior defensive linemen in the Big 12. Corleone was the highest rated defensive player in the country (92.7 grade) according to PFF in 2022.

### LAST GAME: BIG THIRD QUARTER LIFTS OKLAHOMA STATE PAST UC

- Cincinnati rushed for 277 yards despite losing leading rushers Corey Kiner and Myles Montgomery due to injury, but fell to Oklahoma State, 45-13, on Saturday in Stillwater, Okla.
- The Cowboys were even more impressive on the ground with RB Ollie Gordon rushing for 271 yards and two scores.
- UC trailed 10-7 at halftime, but Oklahoma State scored two touchdowns in the first six minutes to pull away for good.

### BEARCATS RUSHING ATTACK AMONG NATION'S BEST

- Cincinnati is sixth nationally with 222.6 rush yards per game, up from 93rd last year at 129.7. UC has run for 200 or more yards in six of eight contests, plus 288 against Baylor and 277 at Oklahoma State in its last two outings.
- Corey Kiner is up to 642 yards on the year as he seeks to become UC's second 1,000-yard rusher of the last three years. Myles Montgomery has boasted season-long runs of 38 and 63 yards the past two weeks, both for touchdowns.

### QUICK NOTES

- All 11 offensive starters in the season opener were starting their first game ever for UC. C Gavin Gerhardt is the only returning offensive starter for the Bearcats. He did not start Game 1, but he has started the last seven contests.
- The Cincinnati wide receiver room returned just one scholarship receiver in redshirt junior Chris Scott.
- After the 2022 season, Cincinnati had 15 players enter the transfer portal and leave the program and another 17 either graduated or declared for the NFL Draft. The Bearcats brought in 23 college transfers for this fall.
- Cincinnati is 661-604-50 (.522) all-time and is playing its 136th football season in 2023 (since 1885, one of 10 oldest in FBS).

## GET CONNECTED:

GoBears  
GoBearsFootballGoBears  
GoBearsFB / CoachSattUCGoBears  
GoBearsFB

The University of Cincinnati Athletics Communications and Strategic Brand Engagement Office is ready to assist you in to make the experience of covering UC Athletics productive and rewarding.

**Richard E. Lindner Center • Suite 860**  
**2751 O'Varsity Way • Cincinnati, OH 45221-0021**

SID Phone ..... 513-556-5191  
Press Box Phone ..... 513-556-1010  
Website ..... GoBEARCATS.com

Zach Stipe (Football SID)..... Associate AD/Comms. & SBE  
865-244-6119..... stipezd@ucmail.uc.edu  
David Cohen (secondary)..... Director, SBE  
513-556-9845..... david.cohen@uc.edu  
Nate Jarrett (secondary)..... Assistant Director, SBE  
850-499-7586..... jarretne@ucmail.uc.edu

## ON THE WEB

Information on the University of Cincinnati football team is available at [www.GoBEARCATS.com](http://www.GoBEARCATS.com). To receive the UC updates via email, please send a request to Zach Stipe ([zach.stipe@uc.edu](mailto:zach.stipe@uc.edu)), Nate Jarrett ([jarretne@ucmail.uc.edu](mailto:jarretne@ucmail.uc.edu)) or David Cohen ([david.cohen@uc.edu](mailto:david.cohen@uc.edu)).

## PRACTICES

During a typical Saturday game week, media may interview players and coaches immediately following practice on Tuesday. Practice is generally closed to the public. Anyone hoping to observe practice should contact UC Athletics Communications in advance. Failure to do so may result in an individual's removal from the venue. During regular-season practices, unless otherwise noted, still and television photographers will be allowed to shoot stretching and select periods.

## PRESS BOX SERVICES

All media members will be provided with access to game notes via GoBEARCATS.com. At the quarter breaks and halftime, quickie stats and drive charts will be printed and distributed via email. Following the game, a complete postgame statistics package will be distributed via email and will contain a scoring summary, final team statistics, final individual statistics, complete play-by-play, drive charts for both halves, halftime statistics, defensive statistics, substitution chart, postgame quotes from both head coaches and players and postgame notes.

## LIVE STATS

Live in-game statistics will be available via StatBroadcast.

## INTERNET

Wireless Internet is available in the press box at Nippert Stadium. Members of the Athletics Communications staff will be available to assist you. There is no access fee.

## WEEKLY MEDIA AVAILABILITY

Head Coach Scott Satterfield will be available to the media every Tuesday at noon ET during the season with the exception of UC's bye week. The press conference is streamed live on ESPN+ and @GoBears. Players will be made available at the discretion of the coaching staff.

## MEDIA CREDENTIALS

Requests for official working media credentials should be directed to the UC Sports Communications Office. All requests should be received no later than noon, four days prior to the game. Visit the football page at GoBEARCATS.com to request credentials online.

Season credentials will be available for pickup prior to the first game. Credentials may be picked up on gameday at the media will call located at the TUC.

On gameday, media should park in Clifton Court Garage and enter Nippert Stadium through Gate J.

## SCOUTING PASSES

Professional scouts may obtain credentials through UC's Athletics Communications Office. Scouts will be issued seating in the press box on a space-available basis.

## SIDELINE PASSES

The University of Cincinnati follows NCAA guidelines regarding media representatives on the sidelines. Photographers and videographers are permitted to shoot between the 25-yard lines and the goal lines on both sidelines and behind the restraining line in the end zone.

## SCOTT SATTERFIELD RADIO SHOW

The hour-long program with Coach Satterfield, Dan Hoard and Jim Kelly Jr. will air weekly from 8-9 p.m. ET on WCKY and 700 WLW AM this season. Fans can listen online at [iheart.com](http://iheart.com) and through 700 WLW's iHeartRadio app. For those who can't catch the program live, a podcast of the weekly program will be made available free of charge on 700WLW.com.

## MOBILE APP

The Cincinnati Bearcats app for iPhone, iPad and Android devices offers fans a wide variety of information on the Bearcats — home and away. The free app is available in the App Store and Google Play.

## 2023 QUICK FACTS

## GENERAL INFORMATION

Location: Cincinnati, Ohio 45221  
Founded: 1819  
Enrollment: 50,000+ (Fall 2023 projected)  
Conference: Big 12  
Nickname: Bearcats  
Colors: Red (PMS 186) and Black  
Home Field: Nippert Stadium  
Surface/Capacity: Motz 24/7 Field System/38,193  
President: Neville G. Pinto, PhD  
Director of Athletics: John Cunningham  
Faculty Representative: Brian Hatch, PhD

## HISTORY

First Year of Football: 1885  
All-Time Record: 661-605-50  
All-Time Bowl Record: 10-12  
Last Bowl: 2022 Wasabi Fenway Bowl  
Last Bowl Opponent: Louisville (L, 7-24)

## 2023 TEAM INFORMATION

Basic Offense: Multiple  
Basic Defense: Multiple  
Letterwinners Returning/Lost: 33/31  
Starters Returning/Lost: 8/17  
O | D | ST: 1/10 | 5/6 | 2/1

## 2022 INFORMATION

Overall Record: 9-4  
Home/Road/Neutral: 5-1/4-2/0-1  
American Record/Finish: 6-2  
Final Ranking: NR

## COACHING STAFF

Head Coach: Scott Satterfield  
Alma Mater: Appalachian State '96  
Record at UC/Years: 2-1/1  
Career Record/Years: 78-53/11  
Twitter: @CoachSattUC  
Best time to reach coach: Contact SID

Associate Head Coach/Defensive Coordinator: Bryan Brown  
Offensive Coordinator/WR: Brad Glenn  
Special Teams Coordinator/CB: Kerry Coombs  
Co-Defensive Coordinator/OLB: Nate Fuqua  
Assistant Coaches: Cortney Braswell (ILB), Nic Cardwell (OL), Walter Stewart (DL), De'Rail Sims (RB), Josh Stepp (TE), Pete Thomas (QB)  
Defensive GAs: Malik Davis, Grant Gourley  
Offensive GAs: Chris Canada, Larry Dace III  
Quality Control Assts: Robert Nunn (defense), Wes Fleming (defense), Jacob Brandon (defense), Seth Price (offense), Vijay Stingley (offense), Bill Weber (offense), Tim Conner (special teams)  
Chief Of Staff: Mark Speir  
Special Assistant to the Head Coach: Luke Mullett

**collegepressbox**  
SINCE 2005 EVERYTHING BUT THE PREGAME MEAL

collegepressbox is the official media website for Division I football. Access and download game notes, quotes, statistics, media guides, headshots, logos and more for all FBS schools, conferences, postseason games, awards and the College Football Playoff. For access, please register for an account at [collegepressbox.com/register](http://collegepressbox.com/register).

OPPONENT INFORMATION

HEAD COACH: Gus Malzahn (Henderson State, 1990)

RECORD AT UCF: 21-14

CONFERENCE: Big 12

2023 RECORD: 3-5, 0-5 Big 12

2022 RECORD: 9-5, 6-2 AAC

2022 POSTSEASON: Military Bowl- L, 13-30 vs. Duke

SERIES INFORMATION

Series Record.....	Tied 4-4
At Cincinnati.....	Cincinnati leads 3-1
At Orlando.....	UCF leads 3-1
At Neutral Sites.....	N/A
Most UC points .....	56 (UC 56-21, 2021)
Most UCF points .....	51 (UCF 51-23, 2017)
Combined points .....	77 (UC 56-21, 2021)
Biggest UC win.....	45 (UC 52-7, 2015)
Biggest UCF win.....	28 (UCF 51-23, 2017)
Current streak .....	UCF W1

GAME-BY-GAME - LAST MEETINGS

Year	Site	Score	Winner
2015	Cincinnati	52-7	UC
2016	Orlando	24-3	UCF
2017	Cincinnati	51-23	UCF
2018	Orlando	38-13	UCF
2019	Cincinnati	27-24	UC
2020	Orlando	36-33	UC
2021	Cincinnati	56-21	UC
2022	Orlando	25-21	UCF

HISTORICAL NOTES

NO. 20 CINCINNATI VS. UCF - OCT. 29, 2022					
	1	2	3	4	F
No. 20 Cincinnati	0	6	7	8	21
UCF	10	0	2	13	25

Quarterback Ben Bryant finished 24-of-45 for 298 yards and a touchdown, while senior wide receiver Tre Tucker tallied a game-high 10 receptions for 110 yards. Down 10-0 at the end fo the first, Cincinnati would battle back to take its first lead of the game at the end of the third via a touchdown from tight end Josh Whyte. The Bearcats would fall behind again before running back Ryan Montgomery ran in a 39-yard touchdown with three minutes left in the game. UCF would answer with the game winning touchdown with 48 seconds left in the game

SCORING PLAYS

1st	08:50	UCF	Boomer 26-yd FG
1st	03:00	UCF	Harvey 26-yd run (Boomer kick)
2nd	09:19	CIN	Coe 33-yd FG
2nd	00:13	CIN	Coe 33-yd FG
3rd	07:52	UCF	Celiscar Saftey
3rd	00:07	CIN	Whyte 14-yd pass from Bryant (Coe kick)
4th	04:36	UCF	Bowser 3-yd run (Holler pass from Keene failed)
4th	03:04	CIN	Montgomery 39-yd rush( Scott pass from Bryant)
4th	00:48	UCF	Harvey 17-yd rush (C.Bommer kick)

**RUSHING:** Cincinnati- MONTGOMERY, Ryan 3-40; MCCLELLAND, Charles 11-36; BRYANT, Ben 4-(-41)  
UCF: HARVEY, RJ 18-88; BOWSER, Isaiah 14-59; O'KEEFE, Ryan 6-51; RICHARDSON, Jonny 5-32; PLUMLEE, John Rhys 7-26; KEENE, Mikey 1-9; TEAM 1-(-2)  
**PASSING:** Cincinnati- BRYANT, Ben 25-45-0-298.  
UCF- KEENE, Mikeyr 15-21-0-176; PLUMLEE, John Rhysn 7-11-0-71  
**RECEIVING:** Cincinnati- TUCKER, Tre 10-110; SCOTT, Tyler 4-47; WHYLE, Josh 3-29; THOMPSON, Jadon 2-41; MARDNER, Nick 2-16; MONTGOMERY, Ryan 1-30 TAYLOR, Leonard 1-21; SMITH, Blue 1-3; MCCLELLAND, Charles 1-1  
UCF- O'KEEFE, Ryan 7-69; BAKER, Javon 7-55; HUDSON, Kobe 5-74; HARVEY, RJ 1-25; GAMBLE, Kemore 1-12; Holler, Alec 1-12

RECORD UNDER SATTERFIELD

	2023	STREAK
Overall	2-6	L6
Home	1-3	L3
Road	1-2	L2
Neutral	0-0	
Conference	0-5	L5
Home	0-3	L3
Road	0-2	L2
Neutral	0-0	
Non-Conference	2-1	L1
Home	1-1	L1
Road	1-0	W1
Neutral	0-0	
Postseason		
Home	0-0	
Away	0-0	
Neutral	0-0	

2023 BIG 12 STANDINGS

SCHOOL	BIG 12	OVERALL
Oklahoma	4-1	7-1
Iowa State	4-1	5-3
Texas	4-1	7-1
Oklahoma State	4-1	6-2
Kansas State	4-1	6-2
Kansas	3-2	6-2
West Virginia	3-2	5-3
BYU	2-3	5-3
Baylor	2-3	3-5
TCU	2-3	4-4
Texas Tech	2-3	3-5
Houston	1-4	3-5
UCF	0-5	3-5
Cincinnati	0-5	2-6

THE MATCH UP

CINCINNATI (2-6, 0-5 BIG 12)

TEAM STATISTICS	CIN	OPP
Points/Game	25.3	28.4
First Downs	183	149
Rushing/Game	222.6	127.5
Passing/Game	221.9	247.9
Total Offense/Game	444.5	375.4
Fumbles-Lost	11-4	15-5
Pen./Yds per Game	47/55.6	41/38.9
Time of Possession	31:59	28:01

INDIVIDUAL LEADERS

RUSHING	Att	Net	Avg	TD	YPG
Kiner	119	642	5.4	2	80.3
Jones	112	441	3.9	3	55.1

PASSING	C-A-I	Pct.	Yds	TD	YPG
Jones	139-233-9	59.7	1601	13	200.1

RECEIVING	Rec	Yds	Avg	TD	YPG
Henderson	42	578	13.8	3	72.3
Smith	27	355	13.1	3	44.4

DEFENSE	U-A-TT	TFL	Sk.	Int.	PBU
Pace	22-28-50	7.5	1.5	0	5
Dingle	23-21-44	3.5	1	0	0

UCF (3-5, 0-5 BIG 12)

TEAM STATISTICS	UCF	OPP
Points/Game	33.4	29.9
First Downs	191	182
Rushing/Game	227.0	207.3
Passing/Game	268.0	194.6
Total Offense/Game	495.0	401.9
Fumbles-Lost	8-5	6-2
Pen./Yds per Game	53/54.9	32/34.9
Time of Possession	27:47	32:13

INDIVIDUAL LEADERS

RUSHING	Att	Net	Avg	TD	YPG
Harvey	126	712	5.7	6	89.0
Richardson	68	493	7.3	1	61.6

PASSING	C-A-I	Pct.	Yds	TD	YPG
Plumlee	82-127-7	64.6	1108	8	221.6

RECEIVING	Rec	Yds	Avg	TD	YPG
Baker	29	585	20.2	5	73.1
Hudson	26	562	21.6	4	70.3

DEFENSE	U-A-TT	TFL	Sk.	Int.	PBU
Johnson	46-26-72	2.5	0	0	0
Hunter	25-17-42	5	3	0	1

2023 NCAA TEAM RANKINGS (AS OF OCT. 28)

CATEGORY	CIN	UCF
Total Offense	27	6
Rushing Offense	6	4
Passing Offense	73	39
Team Passing Efficiency	77	23
Scoring Offense	81	33
Total Defense	66	99
Rushing Defense	44	126
Passing Yards Allowed	101	26
Team Passing Effic. Def.	91	25
Scoring Defense	88	101
Turnover Margin	102	121
3rd Down Conversion Pct	56	11
4th Down Conversion Pct	102	37
3rd Down Conversion Pct Def.	45	114
4th Down Conversion Pct Def.	112	119
Red Zone Offense	119	87
Red Zone Defense	91	49
Net Punting	20	129
Punt Returns	110	37
Kickoff Returns	79	46
First Downs Offense	29	19
First Downs Defense	43	111
Fewest Penalties Per Game	59	90
Time of Possession	22	114

## PRESEASON ALL-AMERICANS

Dontay Corleone and Mason Fletcher were named Phil Steele, Sporting News and Athlon All-Americans, while Corleone earned a spot on the AP Preseason First Team. UC had three Preseason All-Americans last year, including Ryan Montgomery as a returner and Deshawn Pace at linebacker.



## BIG 12 PRESEASON POLL

- Cincinnati was picked to finish 13th in its inaugural Big 12 season.

## 2023 BIG 12 PRESEASON MEDIA POLL

	TEAM (FIRST-PLACE VOTES)	POINTS
1.	Texas (41)	886
2.	Kansas State (14)	858
3.	Oklahoma (4)	758
4.	Texas Tech (4)	729
5.	TCU (3)	727
6.	Baylor	572
7.	Oklahoma State (1)	470
8.	UCF	463
9.	Kansas	461
10.	Iowa State	334
11.	BYU	318
12.	Houston	215
13.	Cincinnati	202
14.	West Virginia	129

## BEARCATS IN THE PROS

20 former UC players are on active NFL rosters while five former student-athletes are on NFL staffs.

## NATIONAL FOOTBALL LEAGUE

PLAYER	TEAM	POS.
Mike Boone	Houston Texans	RB
Coby Bryant	Seattle	DB
Bryan Cook	Kansas City	DB
Josiah Deguara	Green Bay	TE
Jerome Ford	Cleveland	RB
Darrick Forrest	Washington	S
Sauce Gardner	New York Jets	CB
James Hudson III	Cleveland	OL
Jason Kelce	Philadelphia	C
Travis Kelce	Kansas City	TE
Chris Moore	Tennessee	WR
Justin Murray	Tennessee	OL
Ivan Pace Jr.	Minnesota	LB
Alec Pierce	Indianapolis	WR
Desmond Ridder	Atlanta	QB
Myjai Sanders	Arizona	DE
Tyler Scott	Chicago	WR
Tre Tucker	Las Vegas	WR
Josh Whyle	Tennessee	TE
Eric Wilson	Green Bay	LB

## 2023 HONORS AND AWARDS

## QB EMORY JONES

Big 12 Offensive Player of the Week (Sept. 4)  
Big 12 Newcomer of the Week (Sept. 4)

## DT DONTAY CORLEONE

Chuck Bednarik Award Preseason Watch List  
Walter Camp Player of the Year Award Preseason Watch List  
Outland Trophy Preseason Watch List  
Bronko Nagurski Trophy Preseason Watch List  
Preseason All-Big 12  
AP Preseason First Team All-America  
Sporting News Preseason Second Team All-America  
Phil Steele Preseason First Team All-America and First Team All-Big 12  
Athlon Sports Preseason Second Team All-America and First Team All-Big 12  
The Athletic Preseason Second Team All-America  
Walter Camp Preseason First Team All-America  
Bruce Feldman's Freak List  
No. 7 draft-eligible DT underclassman (Dane Brugler, The Athletic)

## OL LUKE KANDRA

The Athletic Midseason All-America Team (Oct. 20)

## WR BRADEN SMITH

Paul Hornung Award Honor Roll (Week 2)

## RB COREY KINER

Doak Walker Award National RB of the Week Nominee (Week 2)

## P MASON FLETCHER

Ray Guy Award Preseason Watch List  
Preseason All-Big 12  
Sporting News Preseason Second Team All-America  
Phil Steele Preseason Third Team All-America and First Team All-Big 12  
Athlon Sports Preseason Third Team All-America and First Team All-Big 12

## BRUCE FELDMAN'S "FREAKS" LIST

DE Jowon Briggs  
DT Dontay Corleone  
STAR Deshawn Pace

## ALLSTATE GOOD WORKS TEAM

DE Jowon Briggs

## WUERFFEL TROPHY WATCH LIST

DE Jowon Briggs

## REESE'S SENIOR BOWL WATCH LIST

DE Jowon Briggs  
WR Xzavier Henderson  
STAR Deshawn Pace  
DE Malik Vann

## PFF NATIONAL TEAM OF THE WEEK

DE Jowon Briggs (Week 1)  
WR Xzavier Henderson (Week 1)

## NFF CAMPBELL TROPHY SEMIFINALIST

DE Malik Vann

PLAYER	TEAM	POS.
Darrian Beavers	New York Giants (PS)	LB
Curtis Brooks	Washington (IR)	DL
Marquise Copeland	LA Rams (PS)	DT

## COACHES

COACH	TEAM
Danny Barrett	Houston (RB Coach)
Bill Davis	Arizona (LB Coach)
Chris Hewitt	Baltimore (Secondary/PG Coord.)
Doug Rosfeld	Cincinnati (Dir. Coaching Ops)

## SINCE 1901 AND 1915

- Nippert Stadium has been the Bearcats playing site since 1901 and the stadium underwent construction in 1915, making it one of the oldest active stadiums in the NCAA FBS. Penn's Franklin Field (1895) takes the honor as the oldest playing site and stadium in Division I.

## OLDEST FBS STADIUMS

YEAR	STADIUM	TEAM
1913	Bobby Dodd	Georgia Tech
1914	Davis Wade	Mississippi State
1915	Nippert	Cincinnati
	Vaught-Hemingway	Ole Miss
1917	Camp Randall	Wisconsin

## OLDEST FBS PLAYING SITES

YEAR	SITE	TEAM
1901	Nippert Stadium	Cincinnati
1904	Kyle Field	Texas A&M
1905	Bobby Dodd Stadium	Georgia Tech
1914	Davis Wade Stadium	Mississippi State
1915	Vaught-Hemingway	Ole Miss



## BY RUSH AND BY PASS

- In nine full seasons as an FBS head coach, Satterfield's rush offense has always averaged at least 200 yards per game and his teams have ranked in the Top 30 nationally in rushing every year. Louisville's offense was the only FBS program to average both 200 yards passing and 200 yards rushing each of the last four seasons.
- Cincinnati has outgained its opponent in six of eight games this year.

### SATTERFIELD OFFENSES BY THE NUMBERS (NAT. RANK)

YEAR	RUSH (rank)	PASS (rank)	TOTAL (rank)
2023*	222.6 (6)	221.9 (73)	444.5 (27)
2022	201.0 (23)	205.5 (99)	406.5 (49)
2021	212.9 (18)	236.4 (65)	446.2 (21)
2020	200.0 (29)	244.2 (48)	444.2 (29)
2019	212.9 (24)	234.5 (65)	447.3 (24)
2018	240.4 (14)	190.6 (99)	431.0 (37)
2017	223.6 (22)	216.2 (75)	439.8 (31)
2016	250.9 (10)	179.0 (105)	429.9 (52)
2015	271.5 (6)	195.8 (93)	467.3 (26)
2014	241.8 (18)	219.8 (73)	461.5 (26)

## LICHTENBERG'S LATE LIFT AT OSU

- Redshirt-sophomore QB Brady Lichtenberg went 5-for-9 for 48 yards in the fourth quarter at Oklahoma State, earning valuable reps on the ground and through the air.
- He found Aaron Turner for a 21-yard TD pass against the sideline, each of their second scores of the season. Lichtenberg also posted a career-long 16-yard rush.
- The Toledo native also boasts UC's longest play from scrimmage: a 65-yard TD to freshman Barry Jackson, Jr. in the opener vs. ECU.

## NEW, RECENT STARTERS ON DEFENSE

- Antwan Peek Jr. made his first career start at safety at OSU. The redshirt freshman joined UC as a walk-on from Indian Hill High School in Cincinnati last season.
- He was put on scholarship before the 2023 season. His father, Antwan Peek Sr., is UC's all-time leader in sacks, TFLs, forced fumbles and blocked kicks. He played from 1999-02 and is going into the James P. Kelly Hall of Fame this weekend.
- RS freshman Jonathan Thompson has started the last three games at linebacker. He has 22 tackles with 2.0 for loss, including 13 stops and two QB hurries the last two games.

## RUN GAME HEATS UP

- Cincinnati's 1,781 rush yards are its most through the first eight games of a season since 2018.
- The Bearcats have run for 200-plus yards in six of their eight contests.
- Myles Montgomery has scores of 38 and 63 yards in back-to-back games, both season-longs. The 63 at OSU marked UC's second-longest rush (Corey Kiner, 68, Pitt). His 83.4 PFF rating is third by all running backs nationally.
- Kiner (129) and Montgomery (103) became the second pair of teammates to both rush for 100 yards in a game this season in the 32-29 loss to Baylor.
- Ryan Montgomery's career-high 104 rush yards, paired with Emory Jones' 101 against Miami (OH) marked UC's first 100-yard rushing duo since Gerrid Doaks and QB Desmond Ridder against Houston in 2020.
- Cincinnati is 6th nationally with 222.6 rush yards per game. The Bearcats were 93rd last season at 129.7.

## IMPROBABLE NUMBER

- Cincinnati is 38-6 since 2000 when rushing for 250 yards or more, with three of those improbably coming this season.
- Below are each of Cincinnati's instances since 2018.

OPPONENT (YR)	RUSH YARDS	SCORE
@ Oklahoma State (2023)	277	L, 13-45
Baylor (2023)	288	L, 29-32
Miami Ohio (2023)	273	L, 24-31 (OT)
UCF (2021)	336	W, 56-21
East Carolina (2020)	299	W, 55-17
Houston (2020)	342	W, 38-10
@ SMU (2020)	313	W, 42-13
Austin Peay (2020)	276	W, 55-20
vs. Boston College (2019)	343	W, 38-6
UConn (2019)	307	W, 48-3
@ East Carolina (2019)	301	W, 46-43
vs. Virginia Tech (2018)	256	W, 35-31
@ UCF (2018)	252	L, 13-38
Navy (2018)	262	W, 42-0
Tulane (2018)	272	W, 37-21
UConn (2018)	320	W, 49-7
Alabama A&M (2018)	409	W, 63-7

## KINER CRACKS 100 FOR FOURTH TIME

- Cincinnati native and 2020 Ohio Mr. Football honoree Corey Kiner had game-highs of 105 and 153 yards against ECU and Pitt to open the season, the latter being a career-high that he surpassed by halftime. His 68-yard first-quarter run at Pitt was a career-long as well.
- Kiner also helped carry the offense against Baylor with 129 on the ground for his fourth-career 100-yard game (106 at Tulsa in 2022).
- Kiner has four rushes for 20-plus yards.
- He had just 16 carries over his final four games last year.
- Kiner had 79 carries for 324 yards and two TDs for LSU as a freshman in 2021.

## 1,000 + 100 = KINER

- Corey Kiner against Oklahoma reached the 1,000-yard milestone for his career.
- He has 642 this season, continuing his annual progression (320 in 2021 at LSU, 362 in 2022).
- Cincinnati has boasted three 1,000-yard rushers since 2018. Emerging Cleveland Browns star Jerome Ford was the last to reach it in 2021 with 1,319.

## THE X(ZAVIER) FACTOR

- Xzavier Henderson is fourth in the Big 12 with 5.2 receptions per game. His 42 overall have already surpassed his team-leading total at Florida in 2022.
- His 53-yard catch-and-run at Oklahoma State was a season-long and trailed only his 78-yarder against national-champ Georgia in 2022.
- 30 of his 42 catches are at home this year, for 412 yards. He had a career-high nine catches by halftime against Miami (Ohio) and finished with 12, which tied the fourth most in UC history and most since Kahlil Lewis at SMU in 2018. He also had team-highs of 7 catches for 74 yards at BYU.
- Henderson totaled a career-best 149 yards on a career-best-tying seven catches vs. ECU, including the first TD of the 2023 season for the Bearcats — a 49-yard touchdown on a 4th-and-5 pass from Emory Jones. He added 26 yards on kick returns to lead all Big 12 players with 174

## NUMBERS TO KNOW

7.0

Deshawn Pace, despite missing the Oklahoma game, has shot up to the team lead in tackles (50) and TFLs (7.0), which includes 5.5 over the last four games. He also has 3 PBUs over that stretch.

6

Cincinnati is 6th nationally with 222.6 rush yards per game (third in Big 12). It was 93rd last year at 129.7. Four Bearcats have combined for six 100-yard rushing games, including QB Emory Jones.

81.1

Sixth-year senior defensive end Malik Vann is PFF's highest-rated Big 12 edge defender with an 81.1 grade. Fellow defensive lineman Dontay Corleone ranks as the Big 12's fourth-best interior DL (80.6).

53%

Mason Fletcher has sent 16 of his 30 punts this season (53.3 percent) inside the 20-yard line. His other whopping stats include four touchbacks out of 142 boots in his career as well as a school-record 84-yarder in 2022.

358

Corey Kiner needs 358 yards (or 89.5 ypg) to become the 13th Bearcat to rush for 1,000 yards in a season. UC has had 19 different 1,000 yard rushing seasons all-time with Jerome Ford (1,319) accomplishing the feat last in 2021.

## HOMETOWN HEROS

- A dozen players from Cincinnati appeared on the season-opening two-deep on offense and defense.
- 26 players from Ohio are also on the initial two-deep.
- This speaks to the program's philosophy to heavily recruit "the State of Cincinnati" and the 50-mile radius around campus.
- UC also features Cincinnati native and legendary Colerain High School coach Kerry Coombs on staff as the cornerbacks coach and special teams coordinator.

### THE HOMETOWN HEROES INCLUDE:

**Jowon Briggs (DE): Walnut Hills HS**

**Dontay Corleone (DT): Colerain HS**

**Deshawn Pace (STAR): Colerain HS**

**Evan Prater (WR): Wyoming HS**

**Malik Vann (DE): Fairfield HS**

**Corey Kiner (RB): Roger Bacon HS**

**Daved Jones Jr. (LB): Lakota West HS**

**Ken Willis (STAR): Colerain HS**

**James Camden (LB): Anderson HS**

**Nijal Mooney (LB): Roger Bacon HS**

**Bryce Burton (H/K): Princeton HS**

**Mao Glynn II (OL): Walnut Hills HS**

**Ryan Mullaney (DL): Moeller HS**

**Landon Fickell (OL): Moeller HS**

**Luke Kandra (OL): Elder HS**

**Sterling Buckhalter (WR): Princeton HS**

**Jiarr Thomas (WR): Winton Woods HS**

**Eric Phillips (DE): Colerain HS**

**Barak Faulk (TE): Mason HS**

\*BOLD INDICATES STARTER

## WE ARE FAMILY

This year's roster includes five Bearcats who followed in family footsteps to play for UC.

## BROTHER PLAYED AT CINCINNATI

- Jackson Bruscianelli - Franklin (LB, 2013-16)
- Jack Dingle - Jacob (DB, 2019-)
- Deshawn Pace - Ivan (LB, 2022)
- Evan Prater - Garyn (WR, 2019-20)
- Jaiir Thomas - Jaheim (LB, 2020-22)

## FATHER PLAYED AT CINCINNATI

- Jackson Bruscianelli - Jack (LB, 1988-89)
- Jack Dingle - Nate (LB, 1990-93)
- Antwan Peek Jr. - Antwan (LB, 1999-02)

Cincinnati boasts four players on the roster who immediate family members play/played in the NFL.

- Jack Dingle - Father Nate (1995-97)
- Jacob Hoying - Father Bobby (1996-2001)
- Antwan Peek Jr. - Father Antwan Sr. (2003-08)
- Deshawn Pace - Brother Ivan Pace Jr. (2023-)

## DOUBLE DUTY

- UC radio voice Dan Hoard also serves as the PXP man for the Cincinnati Bengals, making him part of a select group. Hoard joins Bill Hillgrove (Pittsburgh Panthers & Steelers) as the only broadcasters in the country to handle radio PXP duties for an NCAA FBS and NFL team. ESPN CFB commentators Wes Durham (Atlanta), Dave Pasch (Arizona) and Bob Wischusen (NY Jets) are NFL radio voices.

## ACADEMIC SUCCESS

- Cincinnati's academic prowess from the 2022-23 saw 35 Bearcats make the spring Dean's List and 56 overall with a 3.0-or-higher semester GPA.
- The program has a 100-percent senior graduation rate since 2017, including Ahmad "Sauce" Gardner returning for his fourth and final year after earning NFL Defensive Rookie of the Year honors.
- UC has six football Academic All-Americans since 2020.

## IT'S ACADEMIC

## CINCINNATI FOOTBALL'S ALL-TIME

## ACADEMIC ALL-AMERICANS

- 1979 — G Edward Koboves (Second Team)
- 1981 — OT Kari Yli-Ranko (First Team)
- 1983 — WR Jason Stargell (Second Team)
- 1989 — P Jeff Jones (Second Team)
- 1990 — DL Kyle Stroh (First Team)
- 1991 — TE Kris Bjorson (First Team)
- 1997 — DL John Joseph Kobalka (First Team)
- 2020 — P James Smith (Second Team)
- 2021 — QB Desmond Ridder (First Team)\*
- 2021 — WR Alec Pierce (First Team)\*
- 2021 — OL Lorenz Metz (Second Team)
- 2021 — S Bryan Cook (Second Team)\*
- 2022 — LB Wilson Huber (Second Team)\*

\*On active NFL rosters

yards of all-purpose yards during Week 1 action.

- He was PFF's highest-graded receiver (92.5) in Week 1.
- A transfer from Florida, Henderson was a coveted recruit who held offers from Alabama, Georgia and LSU among others. He won the Florida 4A state 400m title in a blazing fast 46.77 time and was a U.S. Army All-American.

## KANDRA: ELITE GUARD IN BIG 12 (PFF)

- Redshirt junior right guard Luke Kandra has cemented himself as top guard and one of the top linemen in the Big 12 in his first season back home.
- The Cincinnati native transferred to the Bearcats this season following three years in the Louisville program.
- Kandra is UC's highest-graded offensive lineman overall (92%) and leads the team with 54 knockdowns. He has not recorded a penalty and has yielded only one sack in seven games.
- Kandra's 70.4 PFF grade is second among Big 12 guards and third of any P5 guard in the country.
- He's the fifth-highest-rated offensive linemen overall in the Big 12, according to PFF, too.
- He was named to The Athletic's Midseason All-Transfer Team on Oct. 20.

## PACE RETURNING TO FORM RECENTLY

- Deshawn Pace has been a lightning bolt for the Bearcats' defense over his three games since missing Oklahoma.
- The senior is sixth in the Big 12 in league-games only despite that absence with 36 total tackles (5.5 for loss over those four contests).
- Pace was a key catalyst on the 2021 CFP team as a first-time starter, recording 95 tackles (9.5 for loss) with a team-high four interceptions and a blocked field goal.

## BIG PLAY-ER CHAMON METAYER

- TE Chamon Metayer has made the most of his touches this year, including on special teams.
- His two touchdown grabs, on 27 and 23 yards, against BYU marked the first multi-TD game by a tight end since Josh Whyle in 2021.
- Metayer added a 20-yard touchdown catch against Iowa State as well, tying him for the team-lead with three scores.
- Metayer's number was also called for a 27-yard fake-punt keeper deep inside Miami territory on UC's final regulation drive in that game.
- Metayer has parlayed his big-game efficiency into three-straight games of career-high receptions, most recently with 5 for 50 yards against Baylor.
- His lone 2022 catch went for 32 yards as well.

## HARD TICKET TO COME BY

- Cincinnati football officially sold out of season tickets for the 2023 football season, selling more than 25,300 to set a new school record in August.
- It's the second time in history that UC has sold out of season tickets.
- Last season, UC set a record with just over 22,000 season tickets sold.
- Cincinnati has sold out 16 consecutive home games dating back to the third home game of 2021, as well.

## CINCINNATI DEFEATS RIVAL PITT

- UC's 27-21 win at Pittsburgh was its third-straight against the Panthers, fifth out of the last six and third-straight in Heinz Field/Acrisure Stadium.
- Corey Kiner ran for a career-high 153 yards, which

included a 68-yard rush that was both his career-long and UC's biggest of the young season. Emory Jones also threw two touchdown passes.

- The ever-stingy Bearcats defense held Pitt to 10-of-32 passing (31.3), their best mark since UCLA and Dorian Thompson-Robinson went 8-for-26 in the 2019 opener, a 24-14 UC win.
- Senior Justin Harris had four pass breakups in his first start, and Jack Dingle had a career-high seven tackles. Dingle's first-career sack came on Pitt's final fourth-down attempt.
- Cincinnati improved to 4-2 since 2018 in road games against P5 opponents (wins against Pitt, Notre Dame, Indiana, UCLA).

## NEW CONTRIBUTORS STEP UP VS. OU

- The Bearcats' defense was up to the challenge in not only its first Big 12 game, but against still-undefeated Oklahoma. Its 10 points in each half, as well as 20 total, marked its fewest since Nov. 12, 2022.
- DB Ken Willis earned his first-career start against Oklahoma in place of Deshawn Pace at the star position, finishing with a career-high nine tackles.
- LB Dorian Jones, who started seven games over the last two years for Satterfield and DC Bryan Brown at Louisville, had a career and UC season-high 13 tackles.
- S Bryon Threats forced a fumble in the first quarter, his third forced turnover (two picks as well) this season.
- S Taj Ward produced career-highs of nine stops and two for loss.

## JUSTIN HARRIS: 4 PBU IN FIRST START

- Senior cornerback Justin Harris accomplished a rare feat: tying a school record in his first-career start.
- His four pass breakups marked the most since Linden Stephens in 2017 against Miami (Ohio). Former UC and current Notre Dame assistant Mike Mickens also had four in 2006 against Rutgers.
- Harris, playing in his 35th career game, had also suffered a spinal fracture in kickoff coverage against Murray State in Week 2 of the 2021 CFP season, causing him to miss the rest of the way.

## HARRIS &amp; THREATS: BREAKUP BROS.

- Justin Harris and Bryon Threats are fourth and sixth in the Big 12, respectively, with six and five pass breakups.
- They are the only teammates in the top-10 as well.
- Threats, a 5-foot-10 heat-seeking missile, has four interceptions in his career to rank second behind Deshawn Pace for active Bearcats.

## TWO ALL-AMERICANS RETURN...

- Redshirt sophomore defensive tackle Dontay Corleone burst onto the national scene in 2022, earning Third Team All-American honors from the Associated Press and Pro Football Focus. He was famously nicknamed "The Godfather," and rated PFF's top defensive player in the country for 2022 (94.7) and the No. 2 returning interior defensive lineman for 2023. His 94.7 percent run-grade was the best by PFF since Micah Parsons in 2019 and the fifth-highest for a single season by a defensive lineman, edge or linebacker since 2014. The Cincinnati Colerain High School product tallied 45 tackles, 5.5 TFLs, three sacks, two fumble recoveries and two forced fumbles in 2022.
- Corleone was also named the No. 7 draft-eligible DT underclassman by The Athletic's Dane Brugler in the preseason.

- Junior Mason Fletcher also collected Third Team All-American honors from the AP and was a Ray Guy Award finalist. He will arguably be the top returning punter in the country after earning AAC Special Teams Player of the Year honors and ranking fifth in the country with a 46.2 average. The Melbourne, Australia native booted 14 50+ punts and his long of 84 yards set against SMU shattered the Cincinnati and AAC record for longest punt.

### ...AND THEY'RE LIVING UP TO IT

- Dontay Corleone made his presence known in the Oklahoma backfield, notching a career-high two TFLs and recording his fifth-career sack.
- He is the No. 4 interior defensive lineman in the Big 12 and No. 15 for P5 interior d-linemen, according to PFF (80.6 rating).
- Corleone also had five tackles and his first-career PBU in the Iowa State game.
- He is second on the team in sacks (2.0) and third in TFL (4.5), all as an interior lineman.

### MASON FLETCHER: NATION'S BEST?

- Junior punter Mason Fletcher ranked fourth in the nation and second in the AAC with a 46.2 average in 2022 and was named to the Ray Guy Award watch list, in addition to multiple Preseason All-America honors.
- He has 30 punts for a 43.7-yard average in 2023, with 16 inside the 20 (and four inside the 10) with no touchbacks. He has only four TBs out of 142 for his entire career.
- 29 of his 62 punts (47%) in 2022 were downed inside the 20-yard line with 12 downed inside the 10.
- He has bettered that percent to 54% of his punts being down inside the 20 so far in 2023 (13 of 24).
- He has 24 punts of 50+ and three 60-yarders, including a school and AAC record 84 at SMU in 2022.
- His 65.0 average at SMU also set AAC and UC records and gave Fletcher AAC Special Teams honors.
- The Melbourne, Australia native faced his brother, Max Fletcher, a freshman punter for Arkansas, in the 2022 season opener at Arkansas. Mason and Max's parents, Dustin and Suzanne, flew from Australia for the game. It marked the first time in nearly two years that Mason had seen his brother and mother. Fletcher's father, Dustin, a 23-year veteran in Australian Rules Football, came to the 2021 Cotton Bowl.

### MARRIED BRIGGS LEADS DEFENSE

- Fifth-year senior Jowon Briggs leads UC with 19 career starts at Cincinnati. A former Walnut Hills High School star, he originally played at Virginia, where he started 14 games over two seasons and was a Midseason Freshman All-American in 2019.
- He came up huge in the Pitt game with his first sack of the season and a pair of TFLs.
- In 2022, he started all 13 games and finished with 61 tackles, 4.5 tackles for loss and three sacks en route to All-AAC First Team honors.
- Briggs has a degree in interdisciplinary studies with a focus on physics and music. He will have his certificate in computer science in December.
- He and his wife, Nyjae, have three children, Jowon, Reine and new-born baby Zane (born Aug. 25, 2023).

### MALIK VANN: SCHOLAR-ATHLETE

- Sixth-year Bearcat Malik Vann was named a semifinalist for the NFF's Campbell Trophy.
- Vann is also the No. 1 edge defender in the Big 12 this season (No. 12 in P5) with an 81.1 rating by PFF.
- Vann entered the year on the watch list for the Reese's Senior Bowl and Comeback Player of the Year. He has held prior captain duties, including at the 2022 Wasabi Fenway Bowl while injured.
- The Fairfield HS alumnus has played in 55 games with 12 starts, totaling 23.5 TFLs and 10.5 sacks. He played only two games last season before suffering a season-ending injury.
- His community involvement includes Lighthouse Youth Services, Matthew 25 Ministries and Bethany House donations.

### SATTERFIELD ERA STARTS FAST

- Cincinnati scored the ninth-most points (66), totaled the seventh-most yards (667) and tossed for the sixth-most passing yards (438) in school history in the season-opening 66-13 win over ECU.
- The first TD of the Satterfield era couldn't be more fitting. On fourth-and-5 from midfield, Satterfield dialed up a 49-yard touchdown pass from quarterback Emory Jones to wide receiver Xavier Henderson for the first score of the season.

### THAT'S A LOT OF YARDS

- Freshman Barry Jackson Jr. scored on a 65-yard catch-and-run from redshirt-sophomore Brady Lichtenberg on his first-career reception, capping a historic offensive performance.
- **The 667 yards were seventh in school history, while the 66 points were ninth and the most since 2013.** The program record for the latter is 124 against Transylvania in 1912.
- Satterfield now has 12 games of 600-plus yards as a head coach. While at Louisville, he had 687 against Duke in 2021 and 600-plus against Boston College and Syracuse in 2019 (full listing on page 10).

#### TOTAL YARDS: CINCINNATI SINGLE-GAME HISTORY

YARDS	OPPONENT	YEAR
752	@ Memphis	2015
741	Alabama A&M	2018
726	UCF	2015
711	UConn	2009
684	Ohio	1968
669	Northwestern State	2013
667	Eastern Kentucky	2023

### JONES NAMED BIG 12 POTW

- Jones was named the Big 12 Offensive Player of the Week and Newcomer of the Week on Monday following his seven-touchdown performance in his Bearcats' debut on Saturday in the 66-13 victory over ECU.
- Jones had more touchdown passes (five) than incompletions (four) and finished 19-of-23 for 345 yards and five touchdowns with no interceptions through the air. He added two rushing scores and 26 yards on the ground.
- While at UF, he was the SEC Co-Offensive Player of the Week following a standout performance in a win over Tennessee in 2021. He led the Gators to a 38-14 victory over the Volunteers by totaling 209 yards and two touchdowns passing and 144 yards rushing.
- Saturday marked the second seven-touchdown game

### PERMANENT CAPTAINS

Head coach Scott Satterfield announced four permanent captains for the 2023 season on Sunday, Aug. 27 - the start of the first game week.

The four players were selected by their peers.

Sr.\* DE Jowon Briggs  
 RSo. DT Dontay Corleone  
 R Jr. OL Gavin Gerhardt  
 RSr.\* QB Emory Jones

### 19 CURRENT GRADUATES ON THE TEAM

Nineteen Cincinnati football players have their degree in hand from either UC or their previous institution.

- Jowon Briggs (Interdisciplinary Studies - physics, music concentration)
- Ryan Montgomery (Criminal Justice)
- Malik Vann (Criminal Justice)
- Jackson Bruscia (Marketing)
- Bryce Burton (Marketing)
- Cam Jones (Interdisciplinary Studies)
- Ryan Mullaney (Finance)
- Cayson Pfeiffer (Marketing)
- Eric Phillips (Criminal Justice)
- Jaiir Thomas (Criminal Justice)
- Taj Ward (Exercise Science)
- Daniel Grzesiak
- Trevor Radosevich
- Emory Jones
- Joey Beljan
- Braden Smith
- George Udo
- Dee Wiggins
- Jack Perry

### 12 THINGS TO KNOW ABOUT UC

1. Founded in 1819
2. Enrollment: 50,500 (projected for 2023)
3. Students from all 50 states and 121 countries
4. 12 consecutive years of record enrollment
5. Global birthplace of cooperative education (co-op)
6. #1 Public University for Co-Op & Internships from *U.S. News and World Report*.
7. \$76 million annual student co-op earnings
8. \$1.8 billion endowment (among Top 25 public universities in the U.S.)
9. \$10.6 billion regional economic impact in Greater Cincinnati.
10. 332,000+ living alumni
11. MLB Hall of Famer Sandy Koufax and NBA Legend Oscar "The Big O" Robertson attended UC.
12. Astronaut Neil Armstrong and U.S. President and Supreme Court Chief Justice William Howard Taft attended UC.



## OFFENSIVE FIREPOWER UNDER SATTERFIELD

- Scott Satterfield's offenses have been among the nation's best during his time at Appalachian State, Louisville, and now, Cincinnati.
- The Satterfield-led 66-point offense explosion against ECU is tied for the second most points scored in his coaching career and is the sixth time his offense has scored more than 60 points in a game. In his second year at the helm of Appalachian State (2014) he led the Mountaineers to a 66-0 victory over Campbell. His most recent 60-point win was during his tenure at Louisville as the Cardinals defeated Duke 62-22 in 2021.
- It also marks the 12th time a Satterfield-coached team has amassed 600 yards of total offense in a game.

## TOTAL YARDS IN SATTERFIELD HISTORY

YARDS	OPPONENT	YEAR
692	Gardner-Webb (App State)	2018
687	@ Duke (Louisville)	2021
<b>667</b>	<b>EASTERN KENTUCKY (UC)</b>	<b>2023</b>
664	Boston College (Louisville)	2019
663	Howard (App State)	2015
654	@ ULM (App State)	2015

## HOME OPENER WIN STREAK

- Cincinnati has won 22-straight home openers, beginning with an overtime win over TCU in 2002. The last decade is featured below.

RK	SCHOOL	SCORE
2023	Eastern Kentucky	W, 66-13
2022	Kennesaw State	W, 63-10
2021	Miami (OH)	W, 49-14
2020	Austin Peay	W, 55-20
2019	UCLA	W, 24-14
2018	Alabama A&M	W, 63-7
2017	Austin Peay	W, 26-14
2016	UT Martin	W, 28-7
2015	Alabama A&M	W, 52-10
2014	Toledo	W, 58-34
2013	Purdue	W, 42-7
2012	Pittsburgh*	W, 34-10
2011	Austin Peay	W, 72-10
2010	Indiana State	W, 40-7
2009	SE Missouri State	W, 70-3
2008	Eastern Kentucky	W, 40-7
2007	SE Missouri State	W, 59-3
2006	Eastern Kentucky	W, 31-0
2005	Eastern Michigan	W, 28-26
2004	Miami (OH)	W, 45-26
2003	East Carolina*	W, 40-3
2002	TCU*	W, 36-29 (OT)

of Jones' career, as well. He totaled seven touchdowns (six passing, one rushing) during a 550-total-yard performance against Samford in 2021.

## JONES FEEDS EVERYONE

- Emory Jones' 49-yard, 4th-and-5 touchdown pass on the opening drive to former Florida teammate Xzavier Henderson was a sign of things to come.
- Jones accounted for a school-record 7 TDs (5 pass, 2 rush), and all five passes were to different receivers vs. ECU. The last UC QB with 5 passing TDs was Gunner Kiel in 2015 vs UCF.
- He also he had three more TDs accounted-for than the next-closest Big 12 quarterback in Week 1.
- Henderson postgame said "I have to call him the lunch lady today, because he was feeding everybody."

## RYAN MONTGOMERY STEPS UP

- Fifth-year senior running back Ryan Montgomery had seven carries for 17 yards the first two games, before going for a career-high 104 yards on 20 attempts against Miami (Ohio). His first two carries went for 27 yards.
- His 684 punt-return yards are third in UC history.

## BRADEN SMITH TAKES TO THE AIR

- Louisville transfer wide receiver Braden Smith is not only a 4.4 40-yard dash extraordinaire; the 23-year-old is a certified pilot. He took up the journey shortly after his three-catch, 45-yard Fenway Bowl performance against Cincinnati in December.
- Smith's long-term goals include flying cargo for UPS or FedEx, but says he remains open to airlines.
- "I just enjoy the thrill of being hands-on and being in control and going through procedures and things of that nature," Smith said to the Cincinnati Enquirer. "The first time I went up I was kind of shakin' at the knees. I didn't know what to expect. Luckily, I had a really good instructor and was able to keep flying. I got more confident with it, and once I was able to get my license, I really built up that confidence in myself."
- Smith, who had a 48-yard touchdown catch in his debut against ECU, had 59 receptions for 653 yards for Louisville from 2020-22 after transferring from Northwest Mississippi CC.

## SMITH A PILOT ON THE FIELD, TOO

- Braden Smith's 30-yard completion on a WR pass to 2022 Louisville teammate Dee Wiggins, which set up a touchdown at Pitt, was a familiar sight.
- For his career, Smith is 6-for-12 with 190 yards and two touchdowns. He was also a quarterback in high school.

## SINGLETTY BECOMING TD MACHINE

- Senior tight end Payten Singletary hauled in his third-career TD to put UC ahead 7-0 in the Pitt win, and he has three scores on nine career catches.
- Of Emory Jones' 13 touchdown passes, two have gone to Singletary and eight to first-year transfers.
- UC has won every game in which Singletary has a score (2021 Miami (Ohio) and 2023 ECU/Pitt).
- He hauled in a career-long 32-yard catch-and-run in open space against Miami (Ohio) this season.

## GET TO KNOW THE BEARCATS

- The University of Cincinnati Department of Athletics competes at the highest level of intercollegiate athletics

with the vision to reach Next Level Success for all 18 varsity teams and more than 450 student-athletes. The Bearcats have a proud athletics history, winning eight national championships and 118 conference titles. The Cincinnati men's basketball team is among the 15 winningest programs all-time, while the football team became the first non-Power Five program to compete in the College Football Playoff in 2021. Olympic gold medalist volleyball player Jordan Thompson, NBA Hall of Famer Oscar Robertson and Major League Baseball legend Sandy Koufax are among the several luminaries who have competed as Bearcats.

- The Bearcats entered a new era as a Power Five School on July 1 when they officially joined the Big 12 Conference, positioning Cincinnati among the nation's premier athletics programs.
- Off the field, UC student-athletes continue to find success, collectively posting a 3.4 GPA in spring 2023 with 78% earning spots on the Honor Roll.
- Under the leadership of Director of Athletics John Cunningham, and supported by more than 150 full-time staff members, UC Athletics' mission is to connect our community, enhance our university and impact the lives of student-athletes as they prepare to change the world on and off the field.

## 100 YEARS OF NIPPERT AT NIGHT

- This season marks the 100th anniversary of Cincinnati playing what is believed to be the first major college football night game in the country.
- Cincinnati started playing football in 1885 but moved the program to campus in Clifton in 1901. In 1906, UC invented co-operative education, which meant student-athletes on the football team were working downtown during the day. They needed a way to keep practicing when players were on a co-op rotation, so they erected a crude system of lights at Carson Field (where the team still plays today) in 1909. This allowed student-athletes to return to campus from co-op jobs and practice at night. In 1910, a more permanent setup was installed. The team painted the football white in order to see it better in the dark. In 1921 the university upgraded to a more modern incandescent lighting system which was, fittingly, designed by electrical engineering student Jack Silverman as his co-op thesis.
- In 1923, UC took it a step further, staging a regular-season game under the lights—the September 29 season opener against Kentucky Wesleyan. As the Bearcats won the game 17-0, the college football world took notice that the experiment had worked. It was the first college football game played under lights in the Midwest and believed to be the first major college football night game in the country.
- Cincinnati celebrates the 100th anniversary of night football this season, on the same field where the idea was pioneered in 1923.

## AN ELITE PROGRAM BY THE NUMBERS

- Any way you look at it over the last five, 10, 15 and 20 years — Cincinnati has proven to be one of the nation's top programs.
- Cincinnati is the 19th winningest program since 2013 (the last 10 years) with a record of 88-46 (67%), winning three conference championships and advancing to eight bowls, including two New Year's Six bowls in that time frame.
- The Bearcats became the first-ever "Group of Five" team



to advance to the College Football Playoff in 2021, defeating No. 9 Notre Dame on the road and finishing undefeated in the regular season along the way.

- Since 2008, Cincinnati has the 15th-most wins in college football (last 15 years) with a 135-64 (68%) mark. The Bearcats have won an astounding seven conference championships over the last 15 years with only Oklahoma (nine), Ohio State (eight), Alabama (eight) and Clemson (seven) matching that feat. UC also has four NY6 bowl appearances and three AP Top 10 finishes in that time.
- Cincinnati (2021) is one of only 15 teams ever to play in the College Football Playoff and join Oklahoma (2016, 2019, 2020) and TCU (2022) as the only current Big 12 teams to ever qualify for College Football's Final Four.

## HALL OF FAME BLOODLINES

- Redshirt-sophomore safety Antwan Peek Jr. is following in his father's Cincinnati Athletics Hall of Fame footsteps.
- The elder Peek is UC's all-time leader in sacks (27.0), tackles for loss (56.0), forced fumbles (17) and blocked kicks (7). He was a third round pick (No. 67 overall) by the Houston Texans in the 2003 in the NFL Draft and played five seasons in the NFL, including four with the Texans and one with the Browns, finishing with 28 starts.
- Peek Jr., a walk-on who was put on scholarship, was cited by Satterfield prior to the season-opener as someone to watch.
- "The guy that's kind of stuck out this August camp was Antwan Peek Jr.. He's a guy who was down the depth chart and now after the spring, he's number two safety. He a guy that will get to play, I mean he's going to get some good playing time."

## EMERGING SECONDARY PIECES

- Junior Bryon Threats has two interceptions this year and four for his career, including a 33-yard return against Miami (Ohio).
- He has earned a full-time starting job after having 10 in 2022 and serving primarily on special teams as a freshman on the 2021 CFP team.
- Both of Taj Ward's first two forced fumbles of his career came in back-to-back games (Pitt and Miami) before producing career-highs of 9 tackles and 2 TFL against Oklahoma.
- He is the lone sixth-year member of the program and is enjoying his second year as a starter, this time as a safety after being the nickel in 2022.

## FREAKS LIST

- UC boasted three members of Bruce Feldman's annual "Freaks" list for the third-straight season.
- Tyler Scott, Tre Tucker and Josh Whyte earned the honors in 2022, while Desmond Ridder, Alec Pierce and Myjai Sanders garnered 2021 nods. All six are now on NFL rosters.
- Defensive lineman Jowon Briggs, an eclectic music persona with the piano, guitar, bass, drums, sax, flute, cello, violin, viola, harmonica and his tenor voice, squatted 700 in high school. He deadlifted 655 this offseason and did 31 bench-press reps at 225. He also hit 18.6 MPH and 4.89 in the pro shuttle.
- Fellow defensive lineman Dontay Corleone benches 485, squats 605 and deadlifts 700. He can also hit 18 MPH on the GPS with a 4.68 pro shuttle, something only one other 300-pound defensive lineman could do faster at the NFL Combine.

- Deshaun Pace, the 6-2, 212-pound senior star (hybrid nickel/linebacker) hit 21.21 MPH with a speedy 1.51 10-yard split. He also benches 340 pounds and can do 25 pull-ups.

## CFP+MF4 APPEARANCE

- Cincinnati is one of 11 schools - one of two in the Big 12 with Oklahoma - to have a Men's Final Four and College Football Playoff appearance in its athletic history.
- Cincinnati became the first non-Power 5 team to make the College Football Playoff after finishing as the nation's only undefeated team in 2021 and has advanced to six Men's Final Fours.

## LOOKING AT THE 2023 SCHEDULE

- The Bearcats joined the Big 12 on July 1, setting up what will be the most exciting football schedule in school history.
- Cincinnati hosts seven games at Nippert Stadium.
- Cincinnati's first conference game as a member of the Big 12 will be a marquee matchup against Oklahoma on Sept. 23 inside Nippert Stadium.
- Other highlights include renewing old BIG EAST rivalries with road contests at Pitt and West Virginia.

## NOTING THE REST OF THE 2023 SCHEDULE

- **UCF (Nov. 4):** Bearcats have won three of the last four matchups, but dropped the 2022 contest in Orlando. The Bearcats and the Knights spent recent years as the top two G5 teams. UCF won 25 straight games and two AAC titles in 2017 and 2018. Cincinnati actually handed UCF its first AAC loss in three years in a historic 27-24 Friday night win in 2019 which propelled the Bearcats to back-to-back league titles and AP Top 10 finishes in 2020-21.
- **Houston (Nov. 11):** 29 meetings are the most among any 2023 opponent; UC has won three in a row from 2019-21, including the 2021 AAC Championship Game which secured the first ever 13-0 start in school history.
- **West Virginia (Nov. 18):** Former Big East rivals meet for 21st time and first since 2011.
- **Kansas (Nov. 25):** Cincinnati won 34-7 in Nippert Stadium in 1997, one of two matchups all-time.

## SATTERFIELD SYNOPSIS

- Cincinnati head coach Scott Satterfield begins his first year at the helm of the Bearcats. He was hired as UC's 43rd head coach on Dec. 5, 2022.
- Satterfield brought an outstanding 76-48 record (.616) in 10 years as a head coach at Louisville and Appalachian State, holding a winning mark in seven seasons in addition to a 4-1 record in bowl games.
- He led the Mountaineers from the FCS to the FBS and to three straight conference titles.
- He lifted the Cardinals up from a 2-10 campaign in 2018 to an 8-5 record in his first season in 2019.
- A Durham, N.C., native, Satterfield was the 2018 Sun Belt Coach of the Year at Appalachian State before earning 2019 ACC Coach of the Year honors after leading the Cardinals to a six-win improvement in his first year.
- Satterfield has deep ties to App State, serving as an assistant coach (1998-08) and quarterback for the Mountaineers (1991-95), helping lead his alma mater to three NCAA Division I FCS national titles and eight conference championships along the way.

## NEW FACES

- After the 2022 season, Cincinnati had 15 players enter the transfer portal and leave the program and another 17 either graduated or declared for the NFL Draft.
- The Bearcats brought in 23 college transfers for this fall:
  - TE Joey Beljan (Western Kentucky)
  - WR Sterling Berkhalter (NC A&T)
  - K Carter Brown (Arizona State)
  - OL Deondre Buford (Kentucky)
  - OLB Daniel Grzesiak (Nevada, Utah State)
  - WR Xzavier Henderson (Florida)
  - DT Jalen Hunt (Michigan State)
  - LB Dion Hunter (New Mexico)
  - LB Dorian Jones (Louisville)
  - QB Emory Jones (Arizona State, Florida)
  - OL Luke Kandra (Louisville)
  - DE Kyree Moyston (Virginia Tech)
  - OL Judea Milon (Tyler Junior College)
  - WR Donovan Ollie (Washington State)
  - OL Trevor Radosevich (Penn)
  - WR Braden Smith (Louisville)
  - WR Aaron Turner (UConn)
  - S George Udo (BYU)
  - DB D.J. Taylor (Arizona State)
  - DB Jabril White (Diablo Valley JC)
  - OL Philip Wilder (Southeast Missouri State)
  - WR Dee Wiggins (Louisville, Miami)
  - DB Jordan Young (Florida)

## 12 NEW STARTERS IN FIRST GAME

- Of Cincinnati's 22 starters in the season opener, eight were making their UC debuts, including five on offense. Four others (OL Dartanyan Tinsley, RB Corey Kiner, TE Payten Singletary, LB Jack Dingle) made their first-career starts.

## LT AN AEROSPACE ENGINEER

- The offensive line is a cerebral position, and redshirt-junior offensive lineman John Williams has proven it as he pursues a starting job at left tackle.
- Williams, an aerospace engineering major, played in 12 of 13 games last year and 12 more in 2021, including starting the first three for the eventual CFP Bearcats. He cites NASA and Boeing as two places he would like to work for once his career is over.
- "I do take a good amount of pride in it," he told Sports Illustrated about his heavy academic load. "It's hard to juggle, and I don't sleep much, but I like to work hard."

## BUFORD HAS SEEN THE BEST

- Redshirt junior and Kentucky transfer Deondre Buford claimed the starting right tackle spot.
- The Detroit native, who went to the same Martin Luther King HS as Ahmad "Sauce" Gardner, appeared in all 13 games for UK in 2022 at both guard and tackle, while earning a pair of starts. One of those was against defending and eventual national champion Georgia.

## THE LONE RETURNING STARTER ON OFFENSE

- The coaching change and transfer portal has made for a completely different offensive depth chart this season.
- Redshirt-junior center Gavin Gerhardt is the only returning offensive starter, having taken on all 13 games last year and proving to be one of the Bearcats' best on the line. He snapped for two quarterbacks with vastly different styles

and paved the way for three different running backs to tally 100-yard rushing games.

- Not only that, he was emerging as a starting guard in 2022 fall camp before a season-ending injury to incumbent center Jake Renfro.

## CARTER BROWN, THE KICKER

- Arizona State transfer Carter Brown was 9-for-9 on PATs in his debut (second-most in UC history as well) and remains perfect on all 53 tries of his career.
- He also made his first six field goal tries (including two of 46 and 47 yards), putting him 9-for-11 from 40-plus in his career.
- His 54-yard boot against Oklahoma was the longest for UC since 2008 and tied for third all-time.

## NEW FACES AT WIDE RECEIVER

- The Cincinnati wide receiver room returned just one scholarship receiver in redshirt junior Chris Scott. Here are the newcomers:
- **0 Braden Smith (Louisville)** — Appeared in 29 games as a wide receiver and kick specialist for Louisville, where he hauled in 59 receptions for 653 yards and two touchdowns from 2020-22 after transferring from Northwest Miss. CC.
- **2 Dee Wiggins (Louisville)** — Veteran who brings 22 games of starting experience during stints at Louisville and Miami. Spent four seasons at Miami from 2018 to 2021 where he appeared in 40 games at wide receiver. Totaled 791 receiving yards on 62 receptions for seven touchdowns as a Hurricane. Played three games at Louisville in 2022 before a season-ending injury.
- **3 Evan Prater (QB at UC)** — Started two games behind center for the Bearcats in 2022 and was previously a backup for Desmond Ridder. Moved to wide receiver this summer. Had 166 yards on the ground as a quarterback and is a natural athlete.
- **8 Xavier Henderson (Florida)** - Led Florida with 38 receptions in 2022, while also totaling 410 receiving yards and two touchdowns. He appeared in 35 games, recording 73 catches for 835 yards and five touchdowns with the Gators from 2020-22. Former teammate of UC starting quarterback Emory Jones.
- **9 Aaron Turner (UConn)** - Appeared in all 25 games for UConn from 2021-22, totaling 90 receptions for 759 yards and three touchdowns, in addition to 75 more yards on the ground. Led the Huskies in receptions, his second straight season with a team-high in catches, yards and touchdowns in 2022, finishing with 57 catches for 527 yards and three scores after hauling in 33 catches for 232 yards in 2021.
- **11 Donovan Ollie (Washington St.)** - Experienced receiver who brings 24 career starts, 70 receptions, 807 yards, four touchdowns and two years of eligibility to the Bearcats following four seasons as a member of the Washington State program. Made 11 starts and appeared in 12 games in 2022, tallying 43 receptions for 491 yards and three scores. Overlapped one season with the late Mike Leach, whose Texas connections brought him to Pullman.
- **14 Barry Jackson (High School)** - Four-star recruit according to Rivals and one of the top 50 prospects in the state of Georgia according to 247Sports.
- **84 Sterling Berkhalter (NC A&T)** - Cincinnati native who played in 16 games with 13 starts over two seasons (2021-22) at North Carolina A&T. Totaled 35 receptions for 476 yards and two scores. Made 10 starts in 2022,

tallying 28 receptions for 414 yards and both career touchdowns. Attended Georgia Prep Academy prior to college.

## WHO IS NEW AT QUARTERBACK

- Cincinnati signed transfer quarterback Emory Jones in the early signing period in December. He has started 20 games at Arizona State and Florida, and thrown for 4,880 yards and 33 touchdowns over 45 career games. He started 12 games at Florida in 2021 and finished with 2,734 yards and 19 touchdowns to go along with 758 yards and four touchdowns on the ground.
- Brady Drogosh, a 6-4 true freshman, joins the Bearcats as a four-star recruit and Michigan's No. 1 prospect. He was named Michigan's Mr. Football in 2022 after throwing for 2,264 yards and 35 touchdowns to go along with 1,340 rushing yards for De La Salle Collegiate.
- RS sophomore Brady Lichtenberg went 4-for-4 for 93 yards as the second-stringer against ECU, his first-career passing attempts. He hit freshman Barry Jackson Jr. for a 65-yard score late in the game.

## DUAL-THREAT DROGOSH

- True freshman quarterback Brady Drogosh turned heads in his first collegiate spring and fall camp, despite coming in as arguably UC's top high-school signee.
- The Warren, Mich., native was a consensus four-star recruit and rated the No. 1 player in the state, a top-five quarterback and top-50 national prospect by On3. While the 6-foot-4, 215-pound gunslinger has displayed a fluid throwing motion, he also unleashed a 99-yard touchdown run in a fall-camp scrimmage at Nippert Stadium.

## BEARCATS IN SEASON OPENERS

- Cincinnati has won 22-straight home openers, beginning with an overtime win over TCU in 2002. This season was a 66-13 win over Eastern Kentucky.

## BEARCATS FIND NFL SUCCESS

- Cincinnati has seen 16 Bearcats drafted since the start of 2021 — second-most in the Big 12 in that time span. The list includes Ahmad "Sauce" Gardner, who was selected fourth overall by the New York Jets in 2022 and went on to earn All-Pro and NFL Defensive Rookie of the Year honors.
- While Gardner took the NFL by storm as a rookie, Travis and Jason Kelce turned in dominant seasons once again. The brothers, who both starred for the Bearcats more than a decade ago, each earned All-Pro and faced off in Super Bowl LVIII. The Kansas City Chiefs won the league crown and Travis Kelce was joined by fellow Bearcat Bryan Cook, a rookie safety.

## TAKE ME TO HIGHER GROUND

- For the past 25 years, the UC football has called the Higher Ground Conference and Retreat Center in West Harrison, Ind., its preseason training home.
- The 280-acre facility is located about 30 miles from campus and has served as the Bearcats training camp location since the lead up to the 1999 season.
- Higher Ground has two 100-yard turf practice fields, including a new surface installed in 2017, ample living and meeting spaces and no distractions from football.

## CHAMPIONSHIP HISTORY

- UC won the 2021 and 2020 AAC Championships, its 15th and 16th league titles, for its first two since 2014 and first outright crowns since 2009.
- UC played in its third-straight AAC title game in 2021.
- Each of the last two were played at Nippert Stadium. UC toppled No. 16 Houston in 2021 after defeating No. 23 Tulsa on Cole Smith's game-ending 34-yard field goal. That first game, played on Saturday, Dec. 19 at Nippert Stadium, marked the latest date a game was played in Nippert since a matchup vs. Xavier on Dec. 7, 1918.

### CONFERENCE CHAMPIONSHIPS (16)

YEAR	LEAGUE	HC	REC
1933	Buckeye *	King	7-2-0
1934	Buckeye	King	6-2-1
1947	Mid-American	Nolting	7-3-0
1949	Mid-American	Gillman	7-4-0
1951	Mid-American	Gillman	10-1-0
1952	Mid-American	Gillman	8-1-1
1963	Missouri Valley *	Studley	6-4-0
1964	Missouri Valley	Studley	8-2-0
2002	Conference USA *	Minter	7-7-0
2008	BIG EAST	Kelly	11-3-0
2009	BIG EAST	Kelly	12-1-0
2011	BIG EAST *	Jones	10-3-0
2012	BIG EAST *	Jones	10-3-0
2014	American *	Tuberville	9-4-0
2020	American	Fickell	9-0-0
2021	American	Fickell	13-0-0

\* - Shared title

## INDOOR PRACTICE FACILITY IN 2024

- Cincinnati this summer broke ground on its new indoor facility. It includes a 120-yard football field, to also be used by other UC programs, scheduled for completion by Fall 2024, as well as a 96,000-square-foot performance center that includes football offices, nutrition stations, a weight room and mental health services, among many others, by Fall 2025.



## POLLING DATA

WEEK	AP	COACHES	CFP
Preseason	-	-	-
Sept. 5	-	-	-
Sept. 12	RV	RV	-
Sept. 19	-	-	-
Sept. 26	-	-	-
Oct. 3	-	-	-
Oct. 10	-	-	-
Oct. 17	-	-	-
Oct. 24	-	-	-
Oct. 31	-	-	-
Nov. 7	-	-	-
Nov. 14	-	-	-
Nov. 21	-	-	-
Nov. 28	-	-	-
Dec. 5	-	-	-
<b>FINAL</b>	-	-	-

## IN THE POLLS

AP	COACHES
1. Georgia	1. Georgia
2. Michigan	2. Michigan
3. Ohio State	3. Ohio State
4. Florida State	4. Florida State
5. Washington	5. Washington
6. Oregon	6. Texas
7. Texas	7. Oregon
8. Alabama	8. Alabama
9. Penn State	9. Penn State
10. Oklahoma	10. Ole Miss
11. Ole Miss	11. Oklahoma
12. Notre Dame	12. Notre Dame
13. LSU	13. LSU
14. Missouri	14. Missouri
15. Louisville	15. Louisville
16. Oregon State	16. Tennessee
17. Air Force	17. Air Force
18. Utah	18. Utah
19. Tennessee	19. Oregon State
20. UCLA	20. UCLA
21. Tulane	21. Tulane
22. Kansas	22. USC
23. James Madison	23. Kansas
24. USC	24. James Madison
25. Kansas State	25. North Carolina

## NIPPERT STADIUM TOP CROWDS

ATT	OPPONENT	DATE	RESULT
40,140	UConn	10/24/15	W, 37-13*
40,121	UCF	10/4/19	W, 27-24*
40,101	Miami (Fla.)	10/1/15	W, 34-23*
40,015	Houston	9/15/16	L, 40-16*
39,095	Alabama A&M	9/5/15	W, 52-10
38,919	UConn	11/9/19	W, 48-3
38,557	South Florida	10/8/22	W, 28-24*
38,464	Indiana	9/24/22	W, 45-24*
38,461	Navy	11/5/22	W, 20-10*
38,199	East Carolina	11/11/22	W, 27-25*
<b>38,193</b>	<b>EKU</b>	<b>9/2/23</b>	<b>W, 66-13*</b>
<b>38,193</b>	<b>Miami (OH)</b>	<b>9/16/23</b>	<b>L, 24-31 (OT)*</b>
<b>38,193</b>	<b>Oklahoma</b>	<b>9/23/23</b>	<b>L, 6-20*</b>
<b>38,193</b>	<b>Iowa State</b>	<b>10/14/23</b>	<b>L, 10-30*</b>
<b>38,193</b>	<b>Baylor</b>	<b>10/21/23</b>	<b>L, 29-32</b>

\*Sellouts



## CARSON FIELD AT NIPPERT STADIUM

CARSON FIELD AT NIPPERT STADIUM HAS BEEN THE VENERABLE HOME OF THE UNIVERSITY OF CINCINNATI FOOTBALL TEAM SINCE 1901 AND PROVIDES A PHENOMENAL HOME-FIELD ENVIRONMENT.

## HARD TICKET TO COME BY

- Cincinnati football officially sold out of season tickets for the first time ever prior to the 2022 football season, selling more than 23,500 to set a new school. The Bearcats accomplished the feat again in 2023.
- The Bearcats are currently on single-game sellout streak spanning 16 contests since 2021.

## A MODERN CLASSIC

- In 1915, construction was completed on the first sections of a brick and concrete structure to replace the wooden stands and continued for several seasons as funds were raised.
- In 1924, the completed structure was dedicated as James Gamble Nippert Memorial Stadium with a capacity of 12,000.
- UC has used the Nippert site as a playing field since 1901, making it the second-oldest playing site in the nation for college football behind Penn's Franklin Field (1895).
- Among NCAA FBS schools, Nippert is the third-oldest stadium still in use, behind Bobby Dodd Stadium (Georgia Tech - 1913), Davis Wade Stadium (Mississippi State - 1914) and ahead of Ole Miss' Vaught-Hemingway Stadium (1915) and Wisconsin's Camp Randall Stadium (1917).
- Through numerous renovations, the structure situated in the middle of the Clifton campus has retained its early-century brickwork, wrought-iron gates, and trim giving Nippert a comfortable old-time stadium charm and appeal, while remaining a classic showplace for college football.
- The third-oldest NCAA FBS stadium entered a new era in 2015 following the completion of a 20-month, \$86-million, privately funded renovation and expansion project.
- The post-renovation season in 2015 coincided with the 100th anniversary of the original 1915 construction.

## FOR THE FANS

- Both concourses were renovated and widened and now feature nearly 75 permanent point-of-sale concession locations are available on game days.
- Concession stands feature the usual stadium staples along with offerings from premium local vendors, including Frisch's, Montgomery Inn and Skyline Chili.
- Enhancements were added in 2019, including: new tailgating spots, social gathering spaces, fans-first pricing and a season-long DJ for in-game entertainment.

## WHAT'S IN A NAME?

- During the season-ending clash with rival Miami (OH) in 1923, Jimmy Nippert sustained a spike wound injury and died a month later from blood poisoning.
- His grandfather, James N. Gamble of Procter and Gamble, provided the funds needed to complete the horseshoe-shaped structure, and the James Gamble Nippert Memorial Stadium was dedicated on Nov. 8, 1924.
- The stadium's founder was Arch Carson, who as captain and principal organizer played a significant role in starting football on the UC campus in 1885. In 1901 as physical director of the university, Carson guided the construction of the field which was later named for him -- the playing surface is still called Carson Field.

## THE WEST PAVILION

- The most striking changes sit five stories above the west concourse. At 105,000 square feet and 130 yards long, the West Pavilion rises out of the stadium concourse in glass and angles which contain a host of new premium seating along with state-of-the-art press facilities.
- The curvature of the facility matches that of Herschede-Shank Pavilion on the east side of the stadium and contains four levels; the Margaret & Michael Valentine press and suite level, suite level, scholarship club level, and patio mezzanine level.
- UC went from having nearly no premium seating options to the addition of 1,100 scholarship club seats and 53 indoor and outdoor suites of varying sizes. A skywalk connects Tangeman University Center to the West Pavilion with premium area customers able to access the facility on gameday from the other side of campus.

## TQL PARTNERSHIP BOLSTERS NIPPERT STADIUM

- Total Quality Logistics (TQL), the second-largest freight brokerage firm in North America and Cincinnati's largest private company, and UC announced in January 2023 a long-term strategic partnership that will include field level and stadium signage and logo assets for TQL as well as specific investment to the Bearcats' indoor practice and performance facility project.
- TQL's logo will appear on Carson Field in two places.
- While field surface branding typically results in renaming the venue, as a Cincinnati company, TQL has chosen to not name the field. It will continue to be named Carson Field in honor of Dr. Arch Carson, who organized the first football team at the university in 1885 and is known as the Father of UC Football.

## 2023 CINCINNATI FOOTBALL ALPHABETICAL ROSTER

#	NAME	POS.	HT.	WT.	CL.	HOMETOWN / HIGH SCHOOL / LAST SCHOOL
37	Trevor Adams	LB	6-2	236	RSO. <sup>^</sup>	Loveland, Ohio / Goshen / Western Kentucky
14	Rayquan Adkins	CB	5-11	185	Fr.	Miami, Fla. / Northwestern
7	Sammy Anderson Jr.	CB	6-0	185	RJr.	Dayton, Ohio / Trotwood-Madison
86	Lesley Andoh	WR	6-0	190	RFr. <sup>^</sup>	Dublin, Ohio / Scioto
17	Joey Beljan	TE	6-3	240	RSr.	Holland, NJ. / Delaware Valley / Western Kentucky
47	Rory Bell	K	5-10	185	RJr. <sup>^</sup>	Wilmington, Ohio / Wilmington / Temple
84	Sterling Berkhalter	WR	6-4	200	Jr.	Cincinnati, Ohio / Ga. Prep Academy / NC A&T
51	Ben Blevins	DL	6-2	270	RJr. <sup>^</sup>	Cincinnati, Ohio / La Salle
20	Oliver Bridges	DB	6-2	205	RFr.	Potomac, Md. / The Bullis School
0	Jowon Briggs	DE	6-2	297	Sr.*	Cincinnati, Ohio / Walnut Hills / Virginia
33	Carter Brown	K	6-0	205	So.	Pearland, Texas / Dawson / Arizona State
50	Jackson Brusciannelli	LB	5-11	240	RSr. <sup>^</sup>	Chicago, Ill. / Montini Catholic
56	Deondre Buford	OL	6-3	315	RJr.	Detroit, Mich. / Martin Luther King / Kentucky
24	Todd Bumphis	CB	6-0	198	RJr.	Toledo, Ohio / St. Francis De Sales
40	Kamari Burns	DE	6-4	275	Fr.	Columbus, Ohio / Gahanna Lincoln
39	Bryce Burton	H/K	5-10	200	RSr. <sup>^</sup>	Cincinnati, Ohio / Princeton
42	Stephan Byrd	RB	6-0	215	RFr.	Canal Winchester, Ohio / Canal Winchester
32	James Camden	LB	6-1	228	RJr. <sup>^</sup>	Cincinnati, Ohio / Anderson
21	Kalen Carroll	CB	6-1	185	RFr.	Indianapolis, Ind. / Center Grove
18	Trevor Carter	LB	6-1	205	Fr.	Ironton, Ohio / Ironton
87	Stanley Clyne	WR	6-1	185	Fr.	Tipp City, Ohio / Tippecanoe
2	Dontay Corleone	DL	6-2	318	RSO.	Cincinnati, Ohio / Colerain
29	Manny Covey	RB	5-11	190	Fr.	Starke, Fla. / Bradford
8	Isiah Cox	S	6-2	200	RSO.	Alcoa, Tenn. / Alcoa
61	Luke Dalton	OL	6-5	308	RFr.	Crystal Lake, Ill. / Marian Central Catholic
11	Jayden Davis	S	6-2	190	Fr.	Suwanee, Ga. / Collins Hill
36	Victor Dawson	RB	6-0	225	RSO. <sup>^</sup>	Akron, Ohio / Hoban / Merrimack
49	Jack Dingle	LB	6-4	238	RSO.	Louisville, Ky. / Trinity
33	CJ Doggette	DE	6-2	270	RFr.	Pickerington, Ohio / Pickerington Central
12	Brady Drogosh	QB	6-4	215	Fr.	Warren, Mich. / De La Salle Collegiate
78	Grant Edgington	OL	6-4	280	Fr. <sup>^</sup>	Madeira, Ohio / Madeira
45	Barak Faulk	TE	6-3	240	RJr. <sup>^</sup>	Cincinnati, Ohio / Mason
66	Landon Fickell	OL	6-4	290	RSO.	Cincinnati, Ohio / Moeller
31	Mason Fletcher	P	6-7	215	Jr.	Melbourne, Australia / ProKick
53	Gavin Gerhardt	OL	6-4	305	RJr.	Xenia, Ohio / Xenia
19	Tyler Gillison	OLB	6-4	242	RFr.	Pickerington, Ohio / Pickerington Central
55	Mao Glynn II	OL	6-3	300	RSO.	Cincinnati, Ohio / Walnut Hills
79	Ethan Green	OL	6-7	305	RFr.	Fremont, Ohio / Fremont Ross
9	Daniel Grzesiak	OLB	6-1	250	RSr.*	Los Angeles, Calif. / Crenshaw / Nevada / Utah State
77	Jonathan Harder	OL	6-5	320	RFr.	Delaware, Ohio / Olentangy Berlin
12	Justin Harris	CB	6-0	195	RSr.	Dayton, Ohio / Wayne
63	Nathan Hawks	K	6-0	204	Jr. <sup>^</sup>	Enon, Ohio / Greenon / Wittenberg
8	Xzavier Henderson	WR	6-3	200	Sr.	Miami, Fla. / Columbus / Florida
13	Jacob Hoying	QB	6-2	205	RSO. <sup>^</sup>	Columbus, Ohio / Bishop Watterson
90	Jalen Hunt	DT	6-4	315	RSr.	Detroit, Mich. / Belleville / Michigan State
42	Dion Hunter	LB	6-2	235	RJr.	Albuquerque, N.M. / Cleveland / New Mexico
52	Connor Ingram	P	5-10	215	So. <sup>^</sup>	Powell, Ohio / Olentangy Liberty / Wittenberg
14	Barry Jackson Jr.	WR	5-11	195	Fr.	Ellenwood, Ga. / Cedar Grove
99	Rob Jackson	DE	6-5	275	RSO.	Philadelphia, Pa. / Archbishop Wood
69	Cam Jones	OL	6-8	330	RSr.	Knott County, Ky. / Fredrick Douglass
23	Daved Jones Jr.	LB	6-1	228	RJr.	Cincinnati, Ohio / Lakota West
6	Dorian Jones	LB	6-0	230	Sr.	Boynton Beach, Fla. / American Heritage / Louisville
5	Emory Jones	QB	6-3	212	RSr.*	La Grange, Ga. / Heard County / Florida / Arizona State
67	Luke Kandra	OL	6-4	320	RJr.	Cincinnati, Ohio / Elder / Louisville
21	Corey Kiner	RB	5-9	215	Jr.	Cincinnati, Ohio / Roger Bacon / LSU
15	Will Kocher	QB	6-2	210	Fr.	Kings Mills, Ohio / Kings
39	Cincear Lewis	LB	6-2	210	RFr.	Kalamazoo, Mich. / Kalamazoo Central

#	NAME	POS.	HT.	WT.	CL.	HOMETOWN / HIGH SCHOOL / LAST SCHOOL
16	Brady Lichtenberg	QB	6-1	208	RSO.	Toledo, Ohio / St. John's Jesuit
91	Drew Logan	DL	6-4	270	RFr. <sup>^</sup>	North Canton, Ohio / Hoover
62	Matt Mason	OL	6-3	295	RFr. <sup>^</sup>	Union, Ky. / Ryle
82	Michael McCalmont	TE	6-3	240	RJr. <sup>^</sup>	Mason, Ohio / Mason
7	Chamon Metayer	TE	6-5	248	RSO.	Miami, Fla. / North Miami
89	Jesse Meyer	TE	6-4	235	RFr. <sup>^</sup>	Coldwater, Ohio / Coldwater
30	Au'braylen Million	DB	5-10	164	RFr. <sup>^</sup>	Middletown, Ohio / Middletown / Louisville
71	Judea Milon	OL	6-4	290	Jr.	Killeen, Texas / Shoemaker / Tyler Junior College
26	Myles Montgomery	RB	5-11	205	RSO.	Jacksonville, Fla. / Fletcher
22	Ryan Montgomery	RB	5-10	205	Sr.*	Franklin, Ohio / Franklin
38	Nijal Mooney	LB	6-0	230	RSO. <sup>^</sup>	Cincinnati, Ohio / Roger Bacon / Findlay
13	Kyree Moyston	DE	6-4	242	So.	Norfolk, Va. / Kings Fork / Virginia Tech
57	Ryan Mullaney	DL	6-2	250	RSr. <sup>^</sup>	Cincinnati, Ohio / Moeller
81	Michael Mussari	WR	6-1	188	Fr. <sup>^</sup>	Kings Mills, Ohio / Kings
85	Triston O'Brien	LS	6-3	225	RSO. <sup>^</sup>	Jefferson, Ohio / NDCL
11	Donovan Ollie	WR	6-3	212	RSr.	Wylie, Texas / Wylie / Washington State
3	Deshawn Pace	STAR	6-2	212	Sr.	Cincinnati, Ohio / Colerain
46	Antwan Peek Jr.	S	6-2	205	RFr. <sup>^</sup>	Cincinnati, Ohio / Indian Hill
83	Ty Perkins	WR	6-3	205	Fr.	Ironton, Ohio / Ironton
96	Dominique Perry	DL	6-2	290	RJr.	Germantown, Md. / Northwest
10	Jack Perry	QB	6-1	205	RSr. <sup>^</sup>	Mountain View, Calif. / St. Francis / San Mateo / Western Illinois
96	Cayson Pfeiffer	LS	6-0	220	RSr.*	Columbus, Ohio / Dublin Scioto
97	Eric Phillips	DE	6-3	260	RSr.	Cincinnati, Ohio / Colerain
3	Evan Prater	WR	6-4	208	RJr.	Cincinnati, Ohio / Wyoming
58	Trevor Radosevich	OL	6-4	310	RSr.*	Englishtown, N.J. / Manalapan / Penn
76	Mitch Raifsnider	OL	6-8	285	RSO. <sup>^</sup>	Castalia, Ohio / Margaretta / Army
34	Caleb Schmitz	TE	6-3	240	RSO.	Lancaster, Pa. / Warwick
80	Chris Scott	WR	6-2	205	RJr.	Columbus, Ohio / Pickerington North
92	Derrick Shepard Jr.	DL	6-3	305	RFr.	Dayton, Ohio / Archbishop Alter
48	Weston Simmons	LS	5-11	215	Fr. <sup>^</sup>	Mason, Ohio / Mason
17	Brian Simms III	LB	6-3	250	Fr.	Baltimore, Md. / St. Frances Academy
88	Payten Singletary	TE	6-4	235	RJr.	Thomasville, Ga. / Thomasville
0	Braden Smith	WR	5-10	185	RSr.*	Flowood, Miss. / Northwest Rankin / NW Miss. CC / Louisville
94	Keilan Smith	DT	6-2	330	Fr.	Pickerington, Ohio / Pickerington Central
41	Quinn Staten	LB	6-2	230	Fr. <sup>^</sup>	Toledo, Ohio / St. John's Jesuit
5	D.J. Taylor	S	5-10	192	RJr.	Tampa, Fla. / Tampa Catholic / Arizona State
50	Evan Tengesdahl	OL	6-4	310	Fr.	Dayton, Ohio / Wayne
85	Jiari Thomas	WR	6-4	215	RSr. <sup>^</sup>	Cincinnati, Ohio / Winton Woods
25	Shaun Thomas	RB	6-0	205	RSO. <sup>^</sup>	Lima, Ohio / Central Catholic
22	Jonathan Thompson	LB	6-2	230	RFr.	Columbus, Ohio / St. Francis De Sales
10	Bryon Threats	S	5-10	195	Jr.	Columbus, Ohio / Coffman
54	Dartanyan Tinsley	OL	6-5	315	Sr.	Owensboro, Ky. / Owensboro / Kentucky Christian
9	Aaron Turner	WR	5-7	185	Jr.	Ellicott, Md. / Gonzaga College / UConn
43	George Udo	S	6-1	200	Sr.	Antioch, Calif. / Berean Christian / BYU
4	Malik Vann	DE	6-3	268	RSr.*	Cincinnati, Ohio / Fairfield
15	Taj Ward	DB	6-0	195	RSr.*	Solon, Ohio / Solon
16	Jabril White	DB	5-10	193	Jr.	Oakland, Calif. / McClymonds / Diablo Valley College
2	Dee Wiggins	WR	6-3	195	RSr.*	Miami, Fla. / Miami Southridge / Miami / Louisville
74	Phillip Wilder	OL	6-5	305	RJr.	Jonesboro, Ga. / Mt. Zion / Southeast Missouri State
44	Jah-Mal Williams	OLB	6-4	238	RSO.	Carver Ranches, Fla. / Cardinal Gibbons
75	John Williams	OL	6-5	310	RJr.	Bolingbrook, Ill. / Bolingbrook
27	Ken Willis	STAR	5-11	180	RFr.	Cincinnati, Ohio / Colerain
95	Justin Wodtly	DE	6-3	275	RJr.	Cleveland, Ohio / Cleveland Heights
4	Ethan Wright	RB	6-1	212	Sr.	Akron, Ohio / Manchester
35	Brady Young	P	6-3	215	RSO. <sup>^</sup>	Perrysburg, Ohio / Perrysburg
1	Jordan Young	CB	6-0	195	RSO.	Tampa, Fla. / Gaither / Florida

\* - Using extra year of eligibility from COVID-19 pandemic; ^ - Walk-On



## 2023 CINCINNATI FOOTBALL NUMERICAL ROSTER

#	NAME	POS.	HT.	WT.	CL.	HOMETOWN / HIGH SCHOOL / LAST SCHOOL
0	Jowon Briggs	DE	6-2	297	Sr.*	Cincinnati, Ohio / Walnut Hills / Virginia
0	Braden Smith	WR	5-10	185	RSr.*	Flowood, Miss. / Northwest Rankin / NW Miss. CC / Louisville
1	Jordan Young	CB	6-0	195	RSO.	Tampa, Fla. / Gaither / Florida
2	Dontay Corleone	DL	6-2	318	RSO.	Cincinnati, Ohio / Colerain
2	Dee Wiggins	WR	6-3	195	RSr.*	Miami, Fla. / Miami Southridge / Miami / Louisville
3	Deshawn Pace	STAR	6-2	212	Sr.	Cincinnati, Ohio / Colerain
3	Evan Prater	WR	6-4	208	RJr.	Cincinnati, Ohio / Wyoming
4	Malik Vann	DE	6-3	268	RSr.*	Cincinnati, Ohio / Fairfield
4	Ethan Wright	RB	6-1	212	Sr.	Akron, Ohio / Manchester
5	Emory Jones	QB	6-3	212	RSr.*	La Grange, Ga. / Heard County / Florida / Arizona State
5	D.J. Taylor	S	5-10	192	RJr.	Tampa, Fla. / Tampa Catholic / Arizona State
6	Dorian Jones	LB	6-0	230	Sr.	Boynton Beach, Fla. / American Heritage / Louisville
7	Sammy Anderson Jr.	CB	6-0	185	RJr.	Dayton, Ohio / Trotwood-Madison
7	Chamon Metayer	TE	6-5	248	RSO.	Miami, Fla. / North Miami
8	Isiah Cox	S	6-2	200	RSO.	Alcoa, Tenn. / Alcoa
8	Xzavier Henderson	WR	6-3	200	Sr.	Miami, Fla. / Columbus / Florida
9	Daniel Grzesiak	OLB	6-1	250	RSr.*	Los Angeles, Calif. / Crenshaw / Nevada / Utah State
9	Aaron Turner	WR	5-7	185	Jr.	Ellicott, Md. / Gonzaga College / UConn
10	Jack Perry	QB	6-1	205	RSr. ^	Mountain View, Calif. / St. Francis / San Mateo / Western Illinois
10	Bryon Threats	S	5-10	195	Jr.	Columbus, Ohio / Coffman
11	Jayden Davis	S	6-2	190	Fr.	Suwanee, Ga. / Collins Hill
11	Donovan Ollie	WR	6-3	212	RSr.	Wylie, Texas / Wylie / Washington State
12	Brady Drogosh	QB	6-4	215	Fr.	Warren, Mich. / De La Salle Collegiate
12	Justin Harris	CB	6-0	195	RSr.	Dayton, Ohio / Wayne
13	Jacob Hoying	QB	6-2	205	RSO. ^	Columbus, Ohio / Bishop Watterson
13	Kyree Moyston	DE	6-4	242	So.	Norfolk, Va. / Kings Fork / Virginia Tech
14	Rayquan Adkins	CB	5-11	185	Fr.	Miami, Fla. / Northwestern
14	Barry Jackson Jr.	WR	5-11	195	Fr.	Ellenwood, Ga. / Cedar Grove
15	Will Kocher	QB	6-2	210	Fr.	Kings Mills, Ohio / Kings
15	Taj Ward	DB	6-0	195	RSr.*	Solon, Ohio / Solon
16	Brady Lichtenberg	QB	6-1	208	RSO.	Toledo, Ohio / St. John's Jesuit
16	Jabril White	DB	5-10	193	Jr.	Oakland, Calif. / McClymonds / Diablo Valley College
17	Joey Beljan	TE	6-3	240	RSr.	Holland, N.J. / Delaware Valley / Western Kentucky
17	Brian Simms III	LB	6-3	250	Fr.	Baltimore, Md. / St. Frances Academy
18	Trevor Carter	LB	6-1	205	Fr.	Ironton, Ohio / Ironton
19	Tyler Gillison	OLB	6-4	242	RFr.	Pickerington, Ohio / Pickerington Central
20	Oliver Bridges	DB	6-2	205	RFr.	Potomac, Md. / The Bullis School
21	Kalen Carroll	CB	6-1	185	RFr.	Indianapolis, Ind. / Center Grove
21	Corey Kiner	RB	5-9	215	Jr.	Cincinnati, Ohio / Roger Bacon / LSU
22	Ryan Montgomery	RB	5-10	205	Sr.*	Franklin, Ohio / Franklin
22	Jonathan Thompson	LB	6-2	230	RFr.	Columbus, Ohio / St. Francis De Sales
23	Daved Jones Jr.	LB	6-1	228	RJr.	Cincinnati, Ohio / Lakota West
24	Todd Bumphis	CB	6-0	198	RJr.	Toledo, Ohio / St. Francis De Sales
25	Shaun Thomas	RB	6-0	205	RSO. ^	Lima, Ohio / Central Catholic
26	Myles Montgomery	RB	5-11	205	RSO.	Jacksonville, Fla. / Fletcher
27	Ken Willis	STAR	5-11	180	RFr.	Cincinnati, Ohio / Colerain
29	Manny Covey	RB	5-11	190	Fr.	Starke, Fla. / Bradford
30	Au'braylen Million	DB	5-10	164	RFr. ^	Middletown, Ohio / Middletown / Louisville
31	Mason Fletcher	P	6-7	215	Jr.	Melbourne, Australia / ProKick
32	James Camden	LB	6-1	228	RJr. ^	Cincinnati, Ohio / Anderson
33	Carter Brown	K	6-0	205	So.	Pearland, Texas / Dawson / Arizona State
33	CJ Doggette	DE	6-2	270	RFr.	Pickerington, Ohio / Pickerington Central
34	Caleb Schmitz	TE	6-3	240	RSO.	Lancaster, Pa. / Warwick
35	Brady Young	P	6-3	215	RSO. ^	Perrysburg, Ohio / Perrysburg
36	Victor Dawson	RB	6-0	225	RSO. ^	Akron, Ohio / Hoban / Merrimack
37	Trevor Adams	LB	6-2	236	RSO. ^	Loveland, Ohio / Goshen / Western Kentucky
38	Nijal Mooney	LB	6-0	230	RSO. ^	Cincinnati, Ohio / Roger Bacon / Findlay

#	NAME	POS.	HT.	WT.	CL.	HOMETOWN / HIGH SCHOOL / LAST SCHOOL
39	Bryce Burton	H/K	5-10	200	RSr. ^	Cincinnati, Ohio / Princeton
39	Cincear Lewis	LB	6-2	210	RFr.	Kalamazoo, Mich. / Kalamazoo Central
40	Kamari Burns	DE	6-4	275	Fr.	Columbus, Ohio / Gahanna Lincoln
41	Quinn Staten	LB	6-2	230	Fr. ^	Toledo, Ohio / St. John's Jesuit
42	Stephan Byrd	RB	6-0	215	RFr.	Canal Winchester, Ohio / Canal Winchester
42	Dion Hunter	LB	6-2	235	RJr.	Albuquerque, N.M. / Cleveland / New Mexico
43	George Udo	S	6-1	200	Sr.	Antioch, Calif. / Berean Christian / BYU
44	Jah-Mal Williams	OLB	6-4	238	RSO.	Carver Ranches, Fla. / Cardinal Gibbons
45	Barak Faulk	TE	6-3	240	RJr. ^	Cincinnati, Ohio / Mason
46	Antwan Peek Jr.	S	6-2	205	RFr. ^	Cincinnati, Ohio / Indian Hill
47	Rory Bell	K	5-10	185	RJr. ^	Wilmington, Ohio / Wilmington / Temple
48	Weston Simmons	LS	5-11	215	Fr. ^	Mason, Ohio / Mason
49	Jack Dingle	LB	6-4	238	RSO.	Louisville, Ky. / Trinity
50	Jackson Bruscanelli	LB	5-11	240	RSr. ^	Chicago, Ill. / Montini Catholic
50	Evan Tengesdahl	OL	6-4	310	Fr.	Dayton, Ohio / Wayne
51	Ben Blevins	DL	6-2	270	RJr. ^	Cincinnati, Ohio / La Salle
52	Connor Ingram	P	5-10	215	So. ^	Powell, Ohio / Olentangy Liberty / Wittenberg
53	Gavin Gerhardt	OL	6-4	305	RJr.	Xenia, Ohio / Xenia
54	Dartanyan Tinsley	OL	6-5	315	Sr.	Owensboro, Ky. / Owensboro / Kentucky Christian
55	Mao Glynn II	OL	6-3	300	RSO.	Cincinnati, Ohio / Walnut Hills
56	Deondre Buford	OL	6-3	315	RJr.	Detroit, Mich. / Martin Luther King / Kentucky
57	Ryan Mullaney	DL	6-2	250	RSr. ^	Cincinnati, Ohio / Moeller
58	Trevor Radosevich	OL	6-4	310	RSr.*	Englishtown, N.J. / Manalapan / Penn
61	Luke Dalton	OL	6-5	308	RFr.	Crystal Lake, Ill. / Marian Central Catholic
62	Matt Mason	OL	6-3	295	RFr. ^	Union, Ky. / Ryle
63	Nathan Hawks	K	6-0	204	Jr. ^	Enon, Ohio / Greenon / Wittenberg
66	Landon Fickell	OL	6-4	290	RSO.	Cincinnati, Ohio / Moeller
67	Luke Kandra	OL	6-4	320	RJr.	Cincinnati, Ohio / Elder / Louisville
69	Cam Jones	OL	6-8	330	RSr.	Knott County, Ky. / Fredrick Douglass
71	Judea Milon	OL	6-4	290	Jr.	Killeen, Texas / Shoemaker / Tyler Junior College
74	Phillip Wilder	OL	6-5	305	RJr.	Jonesboro, Ga. / Mt. Zion / Southeast Missouri State
75	John Williams	OL	6-5	310	RJr.	Bolingbrook, Ill. / Bolingbrook
76	Mitch Raifsnider	OL	6-8	285	RSO. ^	Castalia, Ohio / Margaretta / Army
77	Jonathan Harder	OL	6-5	320	RFr.	Delaware, Ohio / Olentangy Berlin
78	Grant Edgington	OL	6-4	280	Fr. ^	Madeira, Ohio / Madeira
79	Ethan Green	OL	6-7	305	RFr.	Fremont, Ohio / Fremont Ross
80	Chris Scott	WR	6-2	205	RJr.	Columbus, Ohio / Pickerington North
81	Michael Mussari	WR	6-1	188	Fr. ^	Kings Mills, Ohio / Kings
82	Michael McCalmont	TE	6-3	240	RJr. ^	Mason, Ohio / Mason
83	Ty Perkins	WR	6-3	205	Fr.	Ironton, Ohio / Ironton
84	Sterling Berkhalter	WR	6-4	200	Jr.	Cincinnati, Ohio / Ga. Prep Academy / NC A&T
85	Triston O'Brien	LS	6-3	225	RSO. ^	Jefferson, Ohio / NDCL
85	Jiair Thomas	WR	6-4	215	RSr. ^	Cincinnati, Ohio / Winton Woods
86	Lesley Andoh	WR	6-0	190	RFr. ^	Dublin, Ohio / Scioto
87	Stanley Clyne	WR	6-1	185	Fr.	Tipp City, Ohio / Tippecanoe
88	Payten Singletary	TE	6-4	235	RJr.	Thomasville, Ga. / Thomasville
89	Jesse Meyer	TE	6-4	235	RFr. ^	Coldwater, Ohio / Coldwater
90	Jalen Hunt	DT	6-4	315	RSr.	Detroit, Mich. / Belleville / Michigan State
91	Drew Logan	DL	6-4	270	RFr. ^	North Canton, Ohio / Hoover
92	Derrick Shepard Jr.	DL	6-3	305	RFr.	Dayton, Ohio / Archbishop Alter
94	Keilan Smith	DT	6-2	330	Fr.	Pickerington, Ohio / Pickerington Central
95	Justin Wodtly	DE	6-3	275	RJr.	Cleveland, Ohio / Cleveland Heights
96	Dominique Perry	DL	6-2	290	RJr.	Germantown, Md. / Northwest
96	Cayson Pfeiffer	LS	6-0	220	RSr.*	Columbus, Ohio / Dublin Scioto
97	Eric Phillips	DE	6-3	260	RSr.	Cincinnati, Ohio / Colerain
99	Rob Jackson	DE	6-5	275	RSO.	Philadelphia, Pa. / Archbishop Wood

\* - Using extra year of eligibility from COVID-19 pandemic; ^ - Walk-On

## CINCINNATI UNOFFICIAL TWO-DEEP DEPTH CHART

## OFFENSE

LT	75	John Williams	6-5	310	R-Jr.
	74	Phillip Wilder	6-5	305	R-Jr.
LG	54	Dartanyan Tinsley	6-5	315	Sr.
	77	Jonathan Harder	6-5	320	R-Fr.
C	53	Gavin Gerhardt	6-4	305	R-Jr.
	58	Trevor Radosevich	6-4	310	R-Sr.*
RG	67	Luke Kandra	6-4	320	R-Jr.
	69	Cam Jones	6-8	330	R-Sr.
RT	56	Deondre Buford	6-3	315	R-Jr.
	79	Ethan Green	6-7	305	R-Fr.
TE	88	Payten Singletary	6-4	235	R-Jr.
	-OR-	7	Chamon Metayer	6-5	248 R-So.
	34	Caleb Schmitz	6-3	240	R-So.
	82	Michael McCalmont	6-3	240	R-So.
WR	2	Dee Wiggins	6-3	195	R-Sr.*
	3	Evan Prater	6-4	208	R-Jr.
	80	Chris Scott	6-2	205	R-Jr.
WR	0	Braden Smith	5-10	185	R-Sr.*
	9	Aaron Turner	5-7	185	Jr.
	14	Barry Jackson Jr.	5-11	195	Fr.
WR	8	Xzavier Henderson	6-3	200	Sr.
	11	Donovan Ollie	6-3	212	R-Sr.
	84	Sterling Berkhalter	6-4	200	Jr.
QB	5	Emory Jones	6-3	212	R-Sr.*
	16	Brady Lichtenberg	6-1	208	R-So.
	12	Brady Drogosh	6-4	215	Fr.
RB	21	Corey Kiner	5-9	215	Jr.
	26	Myles Montgomery	5-11	205	R-So.
	22	Ryan Montgomery	5-10	205	Sr.*
	42	Stephan Byrd	6-0	215	R-Fr.
	25	Shaun Thomas	6-0	205	R-So.

## DEFENSE

DE	0	Jowon Briggs	6-2	297	Sr.*
	4	Malik Vann	6-3	268	R-Sr.*
	57	Ryan Mullaney	6-2	250	R-Sr.
NT	2	Dontay Corleone	6-2	318	R-So.
	90	Jalen Hunt	6-4	315	R-Sr.
	92	Derrick Shepard Jr.	6-3	305	R-Fr.
DE	97	Eric Phillips	6-3	260	R-Sr.
	99	Rob Jackson	6-5	275	R-So.
	95	Justin Wodtly	6-3	275	R-Jr.
DOG/OLB	9	Daniel Grzesiak	6-1	250	R-Sr.*
	44	Jah-Mal Williams	6-4	238	R-So.
	19	Tyler Gillison	6-4	242	R-Fr.
LB	6	Dorian Jones	6-0	230	Sr.
	-OR-	22	Jonathan Thompson	6-2	230 R-Fr.
	32	James Camden	6-1	228	R-Jr.
LB	49	Jack Dingle	6-4	238	R-So.
	42	Dion Hunter	6-2	235	R-Jr.
	23	Daved Jones Jr.	6-1	228	R-Jr.
STAR	3	Deshawn Pace	6-2	212	Sr.
	27	Ken Willis	5-11	180	R-Fr.
BCB	1	Jordan Young	6-0	195	R-So.
	24	Todd Bumphis	6-0	198	R-Jr.
	14	Rayquan Adkins	5-11	185	Fr.
FS	10	Bryon Threats	5-10	195	Jr.
	46	Antwan Peek Jr.	6-2	205	R-Fr.
	8	Isiah Cox	6-2	200	R-So.
	20	Oliver Bridges	6-2	205	R-Fr.
SS	15	Taj Ward	6-0	195	R-Sr.*
	5	D.J. Taylor	5-10	192	R-Jr.
	16	Jabril White	5-10	193	Jr.
FCB	12	Justin Harris	6-0	195	R-Sr.
	21	Kalen Carrol	6-1	185	R-Fr.

## SPECIAL TEAMS

LS	96	Cayson Pfeiffer	6-0	220	R-Sr.*
	85	Triston O'Brien	6-3	225	R-So.
H	39	Bryce Burton	5-10	200	R-Sr.
K	33	Carter Brown	6-0	205	So.
	47	Rory Bell	5-10	185	R-Jr.
KO	63	Nathan Hawks	6-0	204	Jr.
	-OR-	47	Rory Bell	5-10	185 R-Jr.
	39	Bryce Burton	5-10	200	R-Sr.
P	31	Mason Fletcher	6-7	215	Jr.
	35	Brady Young	6-3	215	R-So.
PR	0	Braden Smith	5-10	185	R-Sr.*
	22	Ryan Montgomery	5-10	205	Sr.*
KR	8	Xzavier Henderson	6-3	200	Sr.
	0	Braden Smith	5-10	185	R-Sr.*
	22	Ryan Montgomery	5-10	205	Sr.*
	5	D.J. Taylor	5-10	192	R-Jr.

\* - Using NCAA's extra year of eligibility

## PRONUNCIATION GUIDE

Lesley Andoh.....An-Doe  
 Joey Beljan.....Bell-Jan  
 Jowon Briggs.....Jah-Wan  
 Deondre Buford.....Dee-On-Dray  
 Jackson Bruscianni.....Brew-Sha-Nell-Ee  
 Stephan Byrd.....Steff-in  
 Dontay Corleone.....Core-Lee-Own (like the Godfather)  
 Kalen Carroll.....Kay-Len  
 Barak Faulk.....Bare-Ak  
 Gavin Gerhardt.....Ga-Air-Hardt  
 Mao Glynn II.....Mah-Oh  
 Daniel Grzesiak.....Gresh-Ick  
 Xzavier Henderson.....Ex-Zave-Your  
 Dion Hunter.....Dee-On  
 Daved Jones Jr. ....David  
 Dorian Jones.....Door-Ee-An

Luke Kandra.....Can-Druh  
 Corey Kiner.....Kye-Ner  
 Brady Lichtenberg.....Lick-Ten-Burg  
 Chamon Metayer.....Sha-Mon Muh-Tay-Err  
 Deshawn Pace.....Dee-Shawn  
 Cayson Pfeiffer.....Ph-Eye-Fur  
 Trevor Radosevich.....Rah-Doe-Suh-Vitch  
 Braden Smith.....Bray-Den  
 Keilan Smith.....Key-Lan  
 Evan Tengesdahl.....Tang-Gess-Da-Hall  
 Dartanyan Tinsley.....Dar-Tan-Yan Tins-Lee  
 Jaiir Thomas.....Jye-Air  
 Malik Vann.....Muh-Leek  
 Justin Wodtly.....Watt-Lee

# HEAD COACH SCOTT SATTERFIELD | FIRST SEASON

## 2018 SUN BELT AND 2019 ACC COACH OF THE YEAR

Bringing a history of success as the leader of two programs, Scott Satterfield was hired as Cincinnati football's 43rd head coach on Dec. 5, 2022.

Satterfield holds a 76-48 record (.612) in 10 years as head coach at Louisville and Appalachian State, earning a winning mark in seven seasons and a 4-1 record in bowl games. He led the Mountaineers' transition to the Football Bowl Subdivision and to three straight conference titles and four bowl appearances from 2013 to 2018 before taking over the Cardinals in 2019.

Employing an explosive offensive attack, Satterfield led Louisville to three bowls in four seasons. He lifted the Cardinals from a 2-10 campaign in 2018 to an 8-5 record in his first season in 2019.

A Durham, N.C., native, Satterfield was the 2018 Sun Belt Coach of the Year at Appalachian State before earning 2019 ACC Coach of the Year honors after leading the Cardinals to a six-win improvement in his first year.

Satterfield, who is 50, led Appalachian State from the FCS into the FBS as the head coach after serving as an assistant coach (1998-08) and quarterback for the Mountaineers (1991-95), helping lead his alma mater to three NCAA Division I FCS national titles and eight conference championships along the way. Famously, Satterfield was the offensive play-caller and quarterbacks coach for App State's historic 34-32 upset of No. 5 Michigan to open the 2007 season.

Under Satterfield, Louisville was the only team in the country to average more than 200 yards rushing and 200 yards passing each year from 2019 to 2022.

Additionally, Satterfield's rushing attacks have averaged more than 200 yards and ranked in the nation's top 30 in all eight years he has been an FBS head coach.

While at Louisville, he compiled a 25-24 record and saw 32 players collect All-ACC honors. Six Cardinals were selected in the NFL Draft during Satterfield's tenure as well, including 2023 selections YaYa Diaby (third round), Yasir Abdullah (fifth round) and KeiTrel Clark (sixth round).

Louisville quarterback Malik Cunningham signed a guaranteed free-agent contract with the New England Patriots in 2023.

In 2022, Satterfield led Louisville to a 7-5 mark and saw 13 players collect all-conference accolades. The Cardinals appeared in the College Football Playoff Rankings and beat two Top-25 teams. Louisville led the nation in total sacks (50), finished third in takeaways (30) and ranked 11th nationally and tops in the ACC in scoring defense (19.2).

The 2021 Louisville squad was led by a potent offense that averaged 31.6 points per game and ranked 21st nationally with 446.2 yards of total offense per game. Cunningham proved to be one of the country's top dual-threat quarterbacks, rushing for 1,031 yards and an ACC-leading 20 touchdowns while passing for 2,940 yards and another 19 scores.

Louisville was also explosive in 2020, leading the nation with nine plays of 60+ yards and six plays of more than 70 yards while ranking fifth in the ACC in total offense (444.2).

In 2019, Satterfield guided Louisville to the biggest turnaround in college football, increasing the Cardinals' win total by six and vaulting UofL to the Top 25 in total offense and rushing in his first year. Individually, a pair of Cardinals posted the best statistical seasons in school history. Javian Hawkins broke the school record for rushing yards (1,525) by a running back, while wide receiver Tutu Atwell set the Louisville record for receiving yards (1,276) and tied the school mark with 12 TD catches.

Satterfield guided his alma mater to three consecutive Sun Belt



Conference Championships and an impressive 51-24 record from 2013 to 2018. The Mountaineers held a 38-10 conference mark over six seasons, including a 34-6 record over five seasons in the Sun Belt.

Along the way, he became the first coach to lead a school from the FCS level to FBS and immediately earn three-consecutive bowl wins. Satterfield directed Appalachian State to three-straight conference titles and led the program to four straight bowl appearances.

In 2018, Satterfield led Appalachian State to a 10-2 record and an in-season ranking of No. 25 in the AP poll, capping the season with a 30-19 victory over Louisiana to give the Mountaineers a win in the first-ever Sun Belt Conference Championship Game, securing a third-straight league title.

In 2017, during a 9-4 season that included a 7-1 run through the Sun Belt, the Mountaineers ranked among the Top 20 teams nationally in several categories, including No. 2 in fewest sacks allowed (eight).

The 2015 season saw the Mountaineers finish 11-2—the 11 wins marking the highest total ever by an FBS program in its first season of bowl eligibility. App State completed the transition from the FCS to FBS by ranking among the Sun Belt's top two in 19 statistical categories and defeating Ohio, 31-29, in its first-ever bowl game, the Camellia Bowl.

The 2015 campaign came on the heels of a breakout season in 2014, when Satterfield led the Mountaineers to an impressive 7-5 record in their first full season in the FBS ranks.

He took over the reins at his alma mater in 2013.

Satterfield helped Appalachian State win three consecutive FCS national championships in 2005, 2006 and 2007 as the quarterbacks coach and primary play-caller.

Among his many highlights as an assistant in Boone, N.C., he mentored two-time Walter Payton Player of the Year and FCS All-American Armanti Edwards. He helped lead the Mountaineers to the historic 34-32 upset at No. 5 Michigan to open the 2007 season.

Overall, he won six conference championships as an assistant and two as a player.

Satterfield started 27 games at quarterback for Appalachian State. He collected first-team all-conference honors in 1995 after passing for 1,461 yards and rushing for 649 more to help lead the Mountaineers to the only undefeated, untied regular season (11-0) in school history and a 12-1 final record. He graduated with a degree in physical education in 1996.

Satterfield and his wife, Beth, a former track & field athlete at App State, have a daughter, Alli, and two sons, Bryce and Isaac.



**PERSONAL INFORMATION**  
**Born:** December 21, 1972  
**Hometown:** Durham, N.C.  
**Wife:** Beth  
**Children:** Alli, Bryce, Isaac  
**Education:** Appalachian State ('96, B.S.)  
**Year in Coaching:** 26th

### PLAYING CAREER

YEAR	TEAM
1991-95	Appalachian State (Quarterback)

### COACHING CAREER

YEAR	SCHOOL	POSITION
1998	Appalachian State	Wide Receivers
1999-02	Appalachian State	Running Backs
2003-08	Appalachian State	Quarterbacks
2009	Toledo	Passing Game/QBs
2010-11	FIU	OC/QBs
2012	Appalachian State	Asst. HC/OC/QBs
2013-18	Appalachian State	Head Coach
2019-22	Louisville	Head Coach
2023-	Cincinnati	Head Coach

### SATTERFIELD POSTSEASONS

YEAR	SCHOOL	BOWL
1998	Appalachian State	FCS Playoffs
1999	Appalachian State	FCS Playoffs
2000	Appalachian State	FCS Playoffs
2001	Appalachian State	FCS Playoffs
2002	Appalachian State	FCS Playoffs
2005	Appalachian State	FCS Nat'l Champs
2006	Appalachian State	FCS Nat'l Champs
2007	Appalachian State	FCS Nat'l Champs
2008	Appalachian State	FCS Playoffs
2010	FIU	Little Caesar's
2011	FIU	Beef O'Brady's
2012	Appalachian State	FCS Playoffs
2015	Appalachian State	Camellia
2016	Appalachian State	Camellia
2017	Appalachian State	Dollar General
2018	Appalachian State	New Orleans
2019	Louisville	Music City
2021	Louisville	First Responder
2022	Louisville	Fenway

### SATTERFIELD'S HEAD COACHING RECORD

YEAR	SCHOOL	OVERALL	CONFERENCE
2013	Appalachian State (FCS)	4-8	4-4 Southern (T4th)
2014	Appalachian State	7-5	6-2 Sun Belt (3rd)
2015	Appalachian State	11-2	7-1 Sun Belt (2nd)
2016	Appalachian State	10-3	7-1 Sun Belt (T1st)
2017	Appalachian State	9-4	7-1 Sun Belt (T1st)
2018	Appalachian State	10-2	7-1 Sun Belt (T1st, East)
2019	Louisville	8-5	5-3 ACC (2nd, Atlantic)
2020	Louisville	4-7	3-7 ACC (12th)
2021	Louisville	6-7	4-4 ACC (T4th, Atlantic)
2022	Louisville	7-5	4-4 ACC (T3rd, Atlantic)
2023	Cincinnati	2-6	0-5 Big 12
<b>TOTAL</b>	<b>11 SEASONS</b>	<b>78-54 (.590)</b>	<b>54-33 (.621)</b>

## SATTERFIELD ALL-TIME RESULTS



## SCOTT SATTERFIELD

11 YEARS - 78-54 (.590)

## 2023 (2-4, 0-3 BIG 12) (IN PROGRESS)

Sept. 2	Eastern Kentucky	H	W	66-13
Sept. 9	Pittsburgh	A	W	27-21
Sept. 16	Miami (OH)	H	L	24-31 [OT]
Sept. 23	Oklahoma	H	L	6-20
Sept. 29	BYU	A	L	27-35
Oct. 14	Iowa State	H	L	10-30
Oct. 21	Baylor	H	L	29-32
Oct. 28	Oklahoma State	A	L	45-13
Nov. 4	UCF	H		TBD
Nov. 11	Houston	A		TBD
Nov. 18	West Virginia	A		TBD
Nov. 25	Kansas	H		TBD

## 2022 (8-5\* OVERALL, 4-4 ACC)

Sept. 3	Syracuse	A	L	7-31
Sept. 9	UCF	A	W	20-14
Sept. 16	Florida State	H	L	31-35
Sept. 24	South Florida	H	W	41-3
Oct. 1	Boston College	A	L	33-34
Oct. 8	Virginia	A	W	34-17
Oct. 22	Pittsburgh	H	W	24-10
Oct. 29	[10] Wake Forest	H	W	48-21
Nov. 5	James Madison	H	W	34-10
Nov. 12	[10] Clemson	A	L	16-31
Nov. 19	[24] NC State	H	W	25-10
Nov. 26	Kentucky	A	L	13-26
Dec. 17	Cincinnati^^	N	W	24-7

^^Overall record indicates team record; did not coach in the Wasabi Fenway Bowl

## 2021 (6-7 OVERALL, 4-4 ACC)

Sept. 6	Ole Miss	N	L	24-43
Sept. 11	Eastern Kentucky	H	W	30-3
Sept. 17	UCF	H	W	42-35
Sept. 25	Florida State	A	W	31-23
Oct. 2	[24] Wake Forest	A	L	34-37
Oct. 9	Virginia	H	L	33-34
Oct. 23	Boston College	H	W	28-14
Oct. 30	NC State	A	L	13-28
Nov. 6	Clemson	H	L	24-30
Nov. 13	Syracuse	H	W	41-3
Nov. 18	Duke	A	W	62-22
Nov. 27	Kentucky	H	L	21-52
Dec. 28	Air Force^	N	L	28-31

^ - ServPro First Responder Bowl, Dallas, Texas

## 2020 (4-7 OVERALL, 3-7 ACC)

Sept. 12	Western Kentucky	H	W	35-21
Sept. 19	[17] Miami (Fla.)	H	L	34-47
Sept. 26	[21] Pittsburgh	A	L	20-23
Oct. 9	Georgia Tech	A	L	27-46
Oct. 17	[4] Notre Dame	A	L	7-12
Oct. 24	Florida State	H	W	48-16
Oct. 31	Virginia Tech	H	L	35-42
Nov. 14	Virginia	A	L	17-31
Nov. 20	Syracuse	H	W	30-0
Nov. 28	Boston College	A	L	27-34
Dec. 12	Wake Forest	H	W	45-21

## 2019 (8-5 OVERALL, 5-3 ACC)

Sept. 2	[9] Notre Dame	H	L	17-35
Sept. 7	Eastern Kentucky	H	W	42-0
Sept. 14	Western Kentucky	N	W	38-21
Sept. 21	Florida State	A	L	24-35
Oct. 5	Boston College	H	W	41-39
Oct. 12	[19] Wake Forest	A	W	62-59
Oct. 19	[3] Clemson	H	L	10-45
Oct. 26	Virginia	H	W	28-21
Nov. 9	Miami	A	L	27-52
Nov. 16	NC State	A	W	34-20
Nov. 23	Syracuse	H	W	56-34
Nov. 30	Kentucky	A	L	13-45
Dec. 30	Mississippi State^	N	W	38-28

^ - Music City Bowl, Nashville, Tenn.

## 2018 (11-2 OVERALL, 7-1 SUN BELT) • SUN BELT CHAMPS

Sept. 1	[10] Penn State	A	L	38-45 [OT]
Sept. 8	Charlotte	A	W	45-9
Sept. 15	Southern Miss			Canceled
Sept. 22	Gardner-Webb	H	W	72-7
Sept. 29	South Alabama	H	W	52-7
Oct. 9	Arkansas State	A	W	35-9
Oct. 20	Louisiana	H	W	27-17
Oct. 25	Georgia Southern	A	L	14-34
Nov. 3	NAVY *	A	W	42-0
Nov. 10	Texas State	A	W	38-7
Nov. 17	Georgia State	H	W	45-17
Nov. 24	Troy	H	W	21-10
Dec. 1	Louisiana%	H	W	30-19
Dec. 15	Middle Tennessee^	N	W	45-13

^ - R+L Carriers New Orleans Bowl, New Orleans, La.

% - Sun Belt Championship Game

## 2017 (9-4 OVERALL, 7-1 SUN BELT) • SUN BELT CHAMPS

Sept. 2	[15] Georgia	A	L	10-31
Sept. 9	Savannah State	H	W	54-7
Sept. 16	Texas State	A	W	20-13
Sept. 23	Wake Forest	H	L	19-20
Oct. 7	New Mexico State	H	W	45-31
Oct. 14	Idaho	A	W	23-20
Oct. 21	Coastal Carolina	H	W	37-29
Oct. 28	Massachusetts	A	L	27-30 [2OT]
Nov. 4	Louisiana Monroe	A	L	45-52
Nov. 9	Georgia Southern	H	W	27-6
Nov. 25	Georgia State	A	W	31-10
Dec. 2	Louisiana	H	W	63-14
Dec. 23	vs. Toledo^	N	W	34-0

^ - Dollar General Bowl

## 2016 (10-3 OVERALL, 7-1 SUN BELT) • SUN BELT CHAMPS

Sept. 1	[9] Tennessee	A	L	13-20 [OT]
Sept. 10	Old Dominion	H	W	31-7
Sept. 17	[25] Miami (Fla.)	H	L	10-45
Sept. 24	Akron	A	W	45-38
Oct. 1	Georgia State	H	W	17-3
Oct. 12	Louisiana	A	W	24-0
Oct. 22	Idaho	H	W	37-19
Oct. 27	Georgia Southern	A	W	34-10
Nov. 5	Texas State	H	W	35-10
Nov. 12	Troy	A	L	24-28
Nov. 19	Louisiana Monroe	H	W	42-17
Nov. 26	New Mexico State	A	W	37-7
Dec. 17	Toledo^	N	W	31-28

^ - Raycom Media Camellia Bowl

## 2015 (11-2 OVERALL, 7-1 SUN BELT)

Sept. 5	Howard	H	W	49-0
Sept. 12	[12] Clemson	A	L	10-41
Sept. 26	Old Dominion	A	W	49-0
Oct. 3	Wyoming	W	W	31-13
Oct. 10	Georgia State	A	W	37-3
Oct. 17	Louisiana Monroe	A	W	59-14
Oct. 22	Georgia Southern	H	W	31-13
Oct. 31	Troy	H	W	44-41 [3OT]
Nov. 5	Arkansas State	H	L	27-40
Nov. 14	Idaho	A	W	47-20
Nov. 28	Louisiana	H	W	28-7
Dec. 5	South Alabama	A	W	34-27
Dec. 19	Ohio^	N	W	31-29

^ - Raycom Media Camellia Bowl

## 2014 (7-5 OVERALL, 6-2 SUN BELT)

Aug. 30	Michigan	A	L	14-52
Sept. 6	Campbell	H	W	66-0
Sept. 20	Southern Miss	A	L	20-21
Sept. 25	Georgia Southern	A	L	14-34
Oct. 4	South Alabama	H	L	21-47
Oct. 11	Liberty	H	L	48-55 [OT]
Oct. 18	Troy	A	W	53-14
Nov. 1	Georgia State	H	W	44-0
Nov. 8	Louisiana Monroe	H	W	31-29
Nov. 15	Arkansas State	A	W	37-32
Nov. 22	Louisiana	A	W	35-16
Nov. 29	Idaho	H	W	45-28

## 2013 (4-8 OVERALL, 4-4 SOCON)

Aug. 31	Montana	A	L	6-30
Sept. 7	North Carolina A&T	H	L	21-24
Sept. 21	Elon	A	W	31-21
Sept. 28	Charleston Southern	H	L	24-27
Oct. 5	The Citadel	A	L	28-31
Oct. 12	Samford	H	L	10-34
Oct. 19	Furman	A	L	10-27
Oct. 26	Georgia Southern	H	W	38-14
Nov. 2	Chattanooga	H	L	28-35
Nov. 9	Georgia	A	L	6-45
Nov. 16	Wofford	A	W	33-21
Nov. 23	Western Carolina	H	W	48-27



# ASSISTANT COACHES & SUPPORT STAFF (IN-GAME LOCATION)



**BRYAN BROWN (F)**  
ASSOCIATE HEAD COACH / DEFENSIVE COORDINATOR  
FIRST SEASON • OLE MISS '06

- A multiple-time Broyles Award nominee, Brown spent four seasons as the defensive coordinator at Louisville.
- He spent six seasons at Appalachian State, coaching cornerbacks from 2012 to 2018 and was also defensive coordinator in 2018.
- In 2022, Louisville lead the nation in sacks (50) and fourth down defense (.190) and ranked third in takeaways (30), eighth in tackles for loss (97) and No. 11 in scoring defense (19.2).
- He played defensive back at Ole Miss from 2003 to 2006. He also played point guard on the Ole Miss basketball team in 2002.
- He and his wife, Courtney, have a son, Bryson, and a daughter, Elle.



**NIC CARDWELL (F)**  
ASSISTANT COACH / OFFENSIVE LINE  
FIRST SEASON • APPALACHIAN STATE '08

- Cardwell coached the offensive line at Louisville in 2022 after two seasons in the same role at Appalachian State. He also coached tight ends for the Mountaineers.
- Louisville rank second in the ACC and No. 22 nationally in rushing offense (200.6). He developed offensive linemen Caleb Chandler and Bryan Hudson to All-ACC honors.
- App State's offensive line was one of 13 semifinalists for the Joe Moore Award in 2021, where the Mountaineers allowed an average of 1.21 sacks per game, which ranked 12th in the country.
- He and his wife, Kira, have three children: Kai, Blakely and Brewer.




**BRAD GLENN (PB)**  
OFFENSIVE COORDINATOR / WIDE RECEIVERS  
FIRST SEASON • CLEMSON '95

- A 29-year veteran of the coaching ranks who spent the 2022 season as the passing game coordinator and quarterbacks coach at Virginia Tech following a very successful run as the offensive coordinator and quarterbacks coach at Georgia State from 2019 to 21.
- GSU averaged a school-record 33.3 ppg in 2020 and set school records for total yards (439.8 ypg) and rushing (241.6 ypg) in 2019.
- Spent seven seasons as the associate head coach, offensive coordinator and quarterbacks coach at Western Carolina and 2005-11 as a position coach at Appalachian State.
- He and his wife, Anna, have a son, Hank, and daughters, Zoey and Landry.



**WALTER STEWART (F)**  
ASSISTANT COACH / DEFENSIVE LINE  
SECOND SEASON • CINCINNATI '12

- Stewart enters his second season after returning to UC in 2022.
- He has coached three All-Americans over his 10-year coaching career, including Cincinnati defensive lineman Dontay Corleone, who was PFF's top-rated defensive player in 2022.
- He has coached at UC, Temple, ECU, Florida A&M and Tennessee.
- He played for UC from 2008-12 as a defensive lineman. He was a team captain and second-team All-BIG EAST selection as a senior in 2012.
- He and his wife, Rebecca, have a daughter, Niya, and son, Nolan.



**KERRY COOMBS (F)**  
SPECIAL TEAMS COORDINATOR / CORNERBACKS  
SEVENTH SEASON (SECOND IN A ROW) • DAYTON '83

- Coombs rejoined the UC football staff in 2022 as the CB coach and special teams coordinator. He was on staff from 2007-11, too.
- Served as UC's interim head coach for the 2022 Wasabi Fenway Bowl.
- Coombs spent 2020 and 2021 as Ohio State's defensive coordinator, returning after coaching the Buckeyes for six seasons (2012-17), where he mentored five first-round picks.
- As the head coach at Colerain High School in Cincinnati, he went to 10 state playoffs and won a state title in 2004.
- He and his wife Holly are the parents of three children, Brayden, Cortney and Dylan.



**DE'RAIL SIMS (F)**  
ASSISTANT COACH / RUNNING BACKS  
FIRST SEASON • PIKEVILLE '10

- A running backs coach for over a decade, Sims coached the position at Louisville, East Carolina, James Madison, Western Carolina and Carson-Newman, among other stops.
- He helped JMU win the 2016 FCS national championship.
- Louisville in the national Top 25 in rushing in 2022 and 2021.
- The Union, S.C. native was a two-year starter at Pikeville (2006-08) before joining the coaching staff as a student assistant.
- Sims and his wife, Lauren, have two daughters, Amayah and Alivia.



**NATE FUQUA (PB)**  
CO-DEFENSIVE COORDINATOR / OLBs  
FIRST SEASON • WOFFORD '03

- Fuqua (pronounced FEW-quay) served as the defensive coordinator and outside linebackers coach at Georgia State for six seasons, from 2017-22.
- He led some of the top defenses in Panthers' history, including a 2021 squad that set school records with 38 sacks and 92 TFLs.
- Fuqua coached for 12 seasons at his alma mater Wofford where he was a two-time All-American. He led the defense for three seasons, helping the Terriers to the FCS quarterfinals in 2016.
- He and his wife, Tiffany, have a daughter, Natalie Marie, and a son, Webb Kirkland.



**JOSH STEPP (F)**  
ASSISTANT COACH / TIGHT ENDS  
FIRST SEASON • NEWBERRY '07

- Stepp comes from Louisville, where coached tight ends and served as the recruiting coordinator in 2022. He helped lead an offense that averaged more than 400 yards per game.
- Coached Marshon Ford to honorable mention All-ACC accolades. Ford led the team in receiving touchdowns and ranked second in receptions (33) and receiving yards (434).
- Spent six seasons at Georgia State, where he coached tight ends and running backs before he was promoted to offensive coordinator and quarterbacks coach in 2022.
- He and his wife Caryn have four daughters: Rilee Hope, Emma Paisley, Hadley James and Blakely Ryanne.



**CORTNEY BRASWELL (F)**  
ASSISTANT COACH / INSIDE LINEBACKERS  
FIRST SEASON • DALTON STATE '13

- Braswell spent the last two seasons coaching inside linebackers at Army following a year coaching outside linebackers at Appalachian State.
- Mentored Arik Smith, who posted 86 tackles and 10.5 tackles for loss, to be earn the Defender of the Nation Award, which honors the top defensive player on a service academy in the nation.
- Served as a defensive quality control coach on Scott Satterfield's first Louisville team that improved by six wins in 2019.
- Braswell has two sons, Cayden and Isaiah.



**PETE THOMAS (PB)**  
ASSISTANT COACH / QUARTERBACKS  
FIRST SEASON • NC STATE '14

- Thomas spent the last four seasons on at Louisville following two seasons at Appalachian State. He was elevated to quarterbacks coach in 2021.
- Developed Malik Cunningham to become the sixth FBS player to pass for 9,000 yards and rush for 3,000 yards in a career. Cunningham became the second quarterback in school history to rush for 1,000 yards and also passed for 2,941 yards and 19 touchdowns in Thomas' first year as quarterbacks coach.
- For his playing career, Thomas threw for more than 9,000 yards and 36 touchdowns, completing 61.7 percent of his passes.

OPPONENT INFORMATION

**HEAD COACH:** Gus Malzahn (Henderson State, 1990)  
**RECORD AT UCF:** 21-14  
**CONFERENCE:** Big 12  
**2023 RECORD:** 3-5, 0-5 Big 12  
**2022 RECORD:** 9-5, 6-2 AAC  
**2022 POSTSEASON:** Military Bowl- L, 13-30 vs. Duke

SERIES INFORMATION

**Series Record**.....Tied 4-4  
**At Cincinnati**.....Cincinnati leads 3-1  
**At Orlando**.....UCF leads 3-1  
**At Neutral Sites**.....N/A  
**Most UC points** .....56 (UC 56-21, 2021)  
**Most UCF points**.....51 (UCF 51-23, 2017)  
**Combined points** .....77 (UC 56-21, 2021)  
**Biggest UC win**.....45 (UC 52-7, 2015)  
**Biggest OSU win**.....28 (UCF 51-23, 2017)  
**Current streak**.....UCF W1

GAME-BY-GAME - LAST MEETINGS

Year	Site	Score	Winner
2015	Cincinnati	52-7	UC
2016	Orlando	24-3	UCF
2017	Cincinnati	51-23	UCF
2018	Orlando	38-13	UCF
2019	Cincinnati	27-24	UC
2020	Orlando	36-33	UC
2021	Cincinnati	56-21	UC
2022	Orlando	25-21	UCF

LAST TIME THEY MET

NO. 20 CINCINNATI VS. UCF - OCT. 29, 2022						
	1	2	3	4	F	
No. 20 Cincinnati	0	6	7	8	21	
UCF	10	0	2	13	25	

Quarterback Ben Bryant finished 24-of-45 for 298 yards and a touchdown, while senior wide receiver Tre Tucker tallied a game-high 10 receptions for 110 yards. Down 10-0 at the end to the first, Cincinnati would battle back to take its first lead of the game at the end of the third via a touchdown from tight end Josh Whyte. The Bearcats would fall behind again before running back Ryan Montgomery ran in a 39-yard touchdown with three minutes left in the game. UCF would answer with the game winning touchdown with 48 seconds left in the game

SCORING PLAYS

1st	08:50	UCF	Boomer 26-yd FG
1st	03:00	UCF	Harvey 26-yd run (Boomer kick)
2nd	09:19	CIN	Coe 33-yd FG
2nd	00:13	CIN	Coe 33-yd FG
3rd	07:52	UCF	Celiscar Saftey
3rd	00:07	CIN	Whyte 14-yd pass from Bryant (Coe kick)
4th	04:36	UCF	Bowser 3-yd run (Holler pass from Keene failed)
4th	03:04	CIN	Montgomery 39-yd rush( (Scott pass from Bryant)
4th	00:48	UCF	Harvey 17-yd rush (C.Bommer kick)

**RUSHING:** Cincinnati- MONTGOMERY, Ryan 3-40; MCCLELLAND, Charles 11-36; BRYANT, Ben 4-(-41)  
**UCF:** HARVEY, RJ 18-88; BOWSER, Isaiah 14-59; O'KEEFE, Ryan 6-51; RICHARDSON, Jonny 5-32; PLUMLEE, John Rhys 7-26; KEENE, Mikey 1-9; TEAM 1-(-2)  
**PASSING:** Cincinnati- BRYANT, Ben 25-45-0-298.  
**UCF-** KEENE, Mikey 15-21-0-176; PLUMLEE, John Rhys 7-11-0-71  
**RECEIVING:** Cincinnati- TUCKER, Tre 10-110; SCOTT, Tyler 4-47; WHYLE, Josh 3-29; THOMPSON, Jadon 2-41; MARDNER, Nick 2-16; MONTGOMERY, Ryan 1-30 TAYLOR, Leonard 1-21; SMITH, Blue 1-3; MCCLELLAND, Charles 1-1  
**UCF-** O'KEEFE, Ryan 7-69; BAKER, Javon 7-55; HUDSON, Kobe 5-74; HARVEY, RJ 1-25; GAMBLE, Kemore 1-12; Holler, Alec 1-12

MORE ON THE MATCH UP

- Last time the two programs meet in Cincinnati was in 2021 when current Cleveland Browns' running back and former Bearcat Jerome Ford rushed for a career-high 189 yards and four touchdowns, helping then ranked No. 3 Cincinnati roll past UCF 56-21. The 56 points scored by the Bearcats is the most points in a game between the two programs in series history. It was first time in school history that Cincinnati scored 50 or more points in consecutive games as the Bearcats put 52 points on Temple the game before.
- In the 2019 match up current New York Jets corner back and then freshman Ahmed "Sauce" Gardener introduced himself to the world as he scored the go-ahead touchdown on a 16 yard interception return. The Bearcats were trailing for the majority of the game and Sauce's touchdown sifted the moment of the game
- Cincinnati capped off its first undefeated regular season (8-0) since 2009 as the beat UCF 36-33 in Orlando. Current Atlanta Falcons quarterback Desmond Ridder throw touchdowns and ran for two more. Following the game Cincinnati became the first team from outside the Power Five conferences to crack the top-10 in the CFP rankings.
- 
- 

THE MATCH UP

CINCINNATI (2-6, 0-5 BIG 12)

TEAM STATISTICS	CIN	OPP
Points/Game	25.3	28.4
First Downs	183	149
Rushing/Game	222.6	127.5
Passing/Game	221.9	247.9
Total Offense/Game	444.5	375.4
Fumbles-Lost	11-4	15-5
Pen./Yds per Game	47/55.6	41/38.9
Time of Possession	31:59	28:01

INDIVIDUAL LEADERS

RUSHING	Att	Net	Avg	TD	YPG
Kiner	119	642	5.4	2	80.3
Jones	112	441	3.9	3	55.1

PASSING	C-A-I	Pct.	Yds	TD	YPG
Jones	139-233-9	59.7	1601	13	200.1

RECEIVING	Rec	Yds	Avg	TD	YPG
Henderson	42	578	13.8	3	72.3
Smith	27	355	13.1	3	44.4

DEFENSE	U-A-TT	TFL	Sk.	Int.	PBU
Pace	22-28-50	7.5	1.5	0	5
Dingle	23-21-44	3.5	1	0	0

UCF (3-5, 0-5 BIG 12)

TEAM STATISTICS	UCF	OPP
Points/Game	33.4	29.9
First Downs	191	182
Rushing/Game	227.0	207.3
Passing/Game	268.0	194.6
Total Offense/Game	495.0	401.9
Fumbles-Lost	8-5	6-2
Pen./Yds per Game	53/54.9	32/34.9
Time of Possession	27:47	32:13

INDIVIDUAL LEADERS

RUSHING	Att	Net	Avg	TD	YPG
Harvey	126	712	5.7	6	89.0
Richardson	68	493	7.3	1	61.6

PASSING	C-A-I	Pct.	Yds	TD	YPG
Plumlee	82-127-7	64.6	1108	8	221.6

RECEIVING	Rec	Yds	Avg	TD	YPG
Baker	29	585	20.2	5	73.1
Hudson	26	562	21.6	4	70.3

DEFENSE	U-A-TT	TFL	Sk.	Int.	PBU
Johnson	46-26-72	2.5	0	0	0
Hunter	25-17-42	5	3	0	1

2023 NCAA TEAM RANKINGS (AS OF OCT. 28)

CATEGORY	CIN	UCF
Total Offense	27	6
Rushing Offense	6	4
Passing Offense	73	39
Team Passing Efficiency	77	23
Scoring Offense	81	33
Total Defense	66	99
Rushing Defense	44	126
Passing Yards Allowed	101	26
Team Passing Effic. Def.	91	25
Scoring Defense	88	101
Turnover Margin	102	121
3rd Down Conversion Pct	56	11
4th Down Conversion Pct	102	37
3rd Down Conversion Pct Def.	45	114
4th Down Conversion Pct Def.	112	119
Red Zone Offense	119	87
Red Zone Defense	91	49
Net Punting	20	129
Punt Returns	110	37
Kickoff Returns	79	46
First Downs Offense	29	19
First Downs Defense	43	111
Fewest Penalties Per Game	59	90
Time of Possession	22	114

## PLAYER PROFILES - OFFENSE

**56 // DEONDRE BUFORD**

OL / R-JR. / 6-3 / 315

DETROIT, MICH. / MARTIN LUTHER KING / KENTUCKY

- Has started all eight games at right tackle.
- Played in 15 career games for Kentucky from 2020-22. Appeared in all 13 games for Kentucky in 2022, seeing action at both the guard and tackle spots with a pair of starts, including against No. 1 Georgia.
- Former four-star recruit by 247 Sports.

**53 // GAVIN GERHARDT**

OL / R-JR. / 6-4 / 305

XENIA, OHIO / XENIA

- Has started at center in seven games and has 20 starts in his career.
- Named one of four 2023 team captains.
- Started all 13 games at center in 2022, snapped for two different quarterbacks and helped three different running backs to have 100-yard rushing games.
- Saw time as a first-team guard before a season-ending injury to incumbent starter Jake Renfro forced Gerhardt to move to center in 2022 fall camp.

**8 // XZAVIER HENDERSON**

WR / SR. / 6-3 / 200

MIAMI, FLA. / COLUMBUS / FLORIDA

- Ranks third in the Big 12 in both receptions (42) and receiving ypg (72.25).
- Has two 100-yard games in 2023.
- Totaled four catches for 82 yards, including a season-long 53-yarder, at Oklahoma State.
- Finished with eight catches for 82 yards and two TDs vs. Baylor.
- Had 140 yards on a career-high 12 catches vs. Miami (OH)...The most catches since Kahlil Lewis in 2018 and the fourth-most receptions in a game in program history.
- Recorded a career-high 149 yards on seven receptions and a touchdown vs. ECU.
- Appeared in 35 games with 13 starts at Florida from 2020-22, totaling 73 receptions for 835 yards and five touchdowns, in addition to returning 34 punts for 270 yards for a 7.9 average and nine kickoffs for 137 yards for a 15.2 average.

**CAREER RECEIVING STATISTICS**

SEASON	GP	REC	YDS	TD	LONG	AVG/C
2020 (UF)	10	9	148	1	43	16.4
2021 (UF)	13	26	277	2	35	10.7
2022 (UF)	11	38	410	2	78	10.8
2023	8	42	578	3	53	13.8
<b>TOTAL</b>	<b>42</b>	<b>115</b>	<b>1413</b>	<b>8</b>	<b>78</b>	<b>12.3</b>

**CAREER KICK RETURN STATISTICS**

SEASON	GP	ATT	YDS	TD	LONG	AVG/R
2020 (UF)	10	0	0	0	0	0
2021 (UF)	13	3	26	0	14	8.6
2022 (UF)	11	7	111	0	23	15.9
2023	8	9	183	0	37	20.3
<b>TOTAL</b>	<b>42</b>	<b>19</b>	<b>320</b>	<b>0</b>	<b>37</b>	<b>16.8</b>

**CAREER HIGHS** \*At Florida (2020-22)**RECEPTIONS:** 12, vs. Miami (OH) 9/16/23**RECEIVING YARDS:** 149, vs. ECU 9/2/23**RECEIVING TOUCHDOWNS:** 2, vs. Baylor 10/21/23**LONG RECEPTION:** 78, vs. Georgia 10/29/22\***LONG PUNT RETURN:** 48, vs. Missouri 10/8/22\***LONG KICK RETURN:** 37, vs. Baylor 10/21/23**67 // LUKE KANDRA**

OL / R-JR. / 6-4 / 320

CINCINNATI, OHIO / ELDER / LOUISVILLE

- All-conference caliber right guard who has started all eight games.
- No. 3-rated P5 guard and No. 2 guard in Big 12 (79.4 rating) according to PFF.
- Leads UC with 54 knockdowns, has zero penalties and has allowed just one sack.
- UC's highest-graded OL in five of eight games.
- Paved the way for nation's sixth-ranked rushing offense (222.6).
- Former Elder High School in Cincinnati standout who appeared in 21 games with two starts across the offensive line for Louisville from 2020-22.

**21 // COREY KINER**

RB / JR. / 5-9 / 215

CINCINNATI, OHIO / ROGER BACON / LSU

- Has three 100-yard rushing performances in 2023 and four for is career.
- Ranks eighth in the Big 12 with 80.25 rushing yards per game.
- Totaled 79 yards on 17 carries before leaving due to injury at Oklahoma State.
- Had a 129-yard, 15-carry performance against Baylor.
- Tallied 19 attempts for 77 yards, in addition to three receptions for 12 yards at BYU.
- Added 33 yards and a rushing touchdown vs. Miami (OH).
- Recorded a career-high in yards and attempts at Pittsburgh, totaling 153 yards on 20 carries with a touchdown. He also broke a career-long 68 yard rush.
- Made his first career start and finished with 13 carries for 105 yards vs. ECU.
- Had rushing touchdown in each of his first five games in 2022.
- Recorded a 106-yard, one-touchdown performance on 12 carries at Tulsa, including a career-long 52 yard touchdown.
- Earned valuable reps as a true freshman at LSU, totaling 79 carries for 324 yards-4.1 per carry - and two touchdowns in 2021.
- Named Mr. Football in Ohio in 2020 and was a four-star prospect in the 247 Sports Composite, ESPN and Rivals.

**CAREER RUSHING STATISTICS**

SEASON	GP	ATT	YDS	TD	LONG	AVG/C
2021 (LSU)	11	79	320	2	26	4.1
2022	10	81	362	5	52	4.5
2023	8	119	642	2	68	5.4
<b>TOTAL</b>	<b>29</b>	<b>279</b>	<b>1324</b>	<b>9</b>	<b>68</b>	<b>4.7</b>

**CAREER RECEIVING STATISTICS**

SEASON	GP	REC	YDS	TD	LONG	AVG/C
2021 (LSU)	11	2	10	0	6	5.0
2022	10	2	2	0	1	1.0
2023	8	11	51	0	16	4.6
<b>TOTAL</b>	<b>29</b>	<b>15</b>	<b>63</b>	<b>0</b>	<b>16</b>	<b>4.2</b>

**CAREER HIGHS** \*At LSU (2021)**RUSH ATTEMPTS:** 20, at Pittsburgh 9/9/23**RUSH YARDS:** 153, at Pittsburgh 9/9/23**RUSH TOUCHDOWNS:** 1, nine times, last vs. Miami (OH)**LONG RUSH:** 68, at Pittsburgh 9/9/23**RECEPTIONS:** 3, at BYU 9/29/23, vs. Oklahoma 9/23/23**RECEIVING YARDS:** 37, vs. Oklahoma 9/23/23**LONG RECEPTION:** 16, vs. Oklahoma 9/23/23**TOTAL ATTEMPTS:** 22, (19 rush, 3 receiving) at BYU 9/29/23, (20 rush, 2 receiving) at Pittsburgh 9/9/23



## PLAYER PROFILES - OFFENSE



## 5 // EMORY JONES

QB / R-SR.\* / 6-3 / 210

LA GRANGE, GA. / HEARD COUNTY / FLORIDA / ARIZONA STATE

*Big 12 Offensive Player and Rookie of the Week (Week 1)*

- Has made the first eight starts at QB for UC in 2023 and has 28 starts in his career.
- Ranks fifth in the Big 12 in total offense (255.3).
- Currently averaging 200.1 passing yards and 55.1 rushing yards per game - both career bests.
- Went 23-of-37 for 256 yards and three TDs with 94 rush yards on 14 atts. at BYU.
- Finished 18-of-35 for 265 yards and a season-high 101 rushing yards on a career-high 20 attempts vs. Miami (OH). The 101 yards were the second most of his career.
- Finished 19-of-23 for 345 yards and five passing touchdowns, in addition to 26 rushing yards on nine attempts and two rushing touchdowns vs. ECU.
- Set the single-game program record for total touchdowns by a quarterback with seven touchdowns — five passing and two rushing - and tied his single game record vs. ECU. He also became the first Bearcat quarterback to throw for five touchdowns since Gunner Kiel versus UCF on Oct. 31, 2015.
- Jones threw for 326 yards in the first half for his second career 300-yard game and was responsible for all six first-half touchdowns vs. ECU. He was named the Big 12 Offensive Player and Rookie of the Week following Week 1 action.
- Sixth-year veteran quarterback who brought 20 games of starting experience with stints at Arizona State (2022) and Florida (2018-21).
- Has completed 404-of-631 pass attempts (.640) for 4,880 yards and 33 touchdowns over 45 career games entering 2023 season.
- Completed 125-of-199 (.628) pass attempts for 1,533 yards and seven touchdowns, in addition to four rushing touchdowns, in eight games with seven starts for the Arizona State in 2022.
- Started 12 games at Florida in 2021 and finished with 2,734 yards passing and 19 touchdowns, in addition to 758 yards and four touchdowns on the ground.
- Had a 464-yard, six-touchdown passing game with Florida vs. Samford in 2021, in which he added 86 rushing yards and a score for a program-record 550 total yards.

## CAREER PASSING STATISTICS

SEASON	GP	COMP	ATT	PCT	YDS	TD	INT	LONG	AVG/P
2018 (UF)	4	12	16	75.0	125	2	0	35	10.4
2019 (UF)	11	25	38	65.8	267	3	0	48	10.7
2020 (UF)	9	18	32	56.3	221	2	1	30	12.3
2021 (UF)	13	224	346	64.7	2734	19	13	61	12.2
2022 (ASU)	8	125	199	62.8	1533	7	4	73	12.3
2023	8	139	233	59.7	1601	13	9	53	11.5
<b>TOTAL</b>	<b>53</b>	<b>543</b>	<b>864</b>	<b>62.8</b>	<b>6481</b>	<b>46</b>	<b>27</b>	<b>73</b>	<b>11.9</b>

## CAREER RUSHING STATISTICS

SEASON	GP	ATT	YDS	TD	LONG	AVG/C
2018 (UF)	4	18	41	0	15	2.3
2019 (UF)	11	42	256	4	29	6.1
2020 (UF)	9	32	217	2	22	6.8
2021 (UF)	13	143	758	4	49	5.3
2022 (ASU)	8	59	31	4	23	0.5
2023	8	112	441	3	20	3.9
<b>TOTAL</b>	<b>53</b>	<b>406</b>	<b>1744</b>	<b>17</b>	<b>49</b>	<b>4.3</b>

**CAREER HIGHS:** !While at Arizona State (2022); \*While at Florida (2018-21)**PASSING ATTEMPTS:** 41, vs. Oklahoma 9/23/23**PASSING COMPLETIONS:** 28, vs. Samford 11/13/21\***PASSING YARDS:** 464, vs. Samford 11/13/21\***PASSING TOUCHDOWNS:** 6, vs. Samford 11/13/21\***LONGEST PASS:** 73, at Oklahoma State 9/10/22!**TOTAL ATTEMPTS:** 56 (41 pass, 15 rush), vs. Oklahoma 9/23/23**TOTAL YARDS:** 550, vs. Samford 11/13/21\***TOTAL TOUCHDOWNS:** 7 vs. ECU 9/2/23; vs. Samford 11/13/21\***RUSHING ATTEMPTS:** 20 vs. Miami (OH) 9/16/23**RUSHING YARDS:** 144, vs. Tennessee 9/25/21\***RUSHING TOUCHDOWNS:** 3 vs. Vanderbilt, 11/9/19\*

## 16 // BRADY LICHTENBERG

QB / R-SO. / 6-1 / 208

TOLEDO, OHIO / ST. JOHN'S JESUIT

- Played quarterback for most of the fourth quarter at Oklahoma State, finishing 5 of 9 for 48 yards with a 21-yard touchdown to Aaron Turner.
- Played against Iowa State - his second game with action this season.
- Saw action and scored his first two touchdowns vs. ECU on a four-yard rush and a 65-yard touchdown connection to Barry Jackson Jr.
- Appeared in two games in 2022, during the end of the game against Kennesaw State and played the first drive of the third quarter against Louisville in the 2022 Wasabi Fenway Bowl.

## CAREER PASSING STATISTICS

SEASON	GP	COMP	ATT	PCT	YDS	TD	INT	LONG	AVG/P
2022	2	0	0	0	0	0	0	0	0
2023	3	10	16	62.5	144	2	0	65	14.4
<b>TOTAL</b>	<b>5</b>	<b>10</b>	<b>16</b>	<b>62.5</b>	<b>144</b>	<b>2</b>	<b>0</b>	<b>65</b>	<b>14.4</b>

## CAREER HIGHS

**PASSING ATTEMPTS:** 9, at Oklahoma State 10/28/23**PASSING COMPLETIONS:** 5, at Oklahoma State 10/28/23**PASSING YARDS:** 93, vs. ECU 9/2/23**PASSING TOUCHDOWNS:** 1, vs. ECU 9/2/23, at Oklahoma State 10/28/23**LONGEST PASS:** 65, vs. ECU 9/2/23



## PLAYER PROFILES - OFFENSE



## 7 // CHAMON METAYER

TE / R-SO. / 6-5 / 248  
MIAMI, FLA. / NORTH MIAMI

- Tight end in his first year as a starter after injuries limited him 2022.
- Grandparents are Haitian and Bohemian, and gave him a love of cooking, which he often does for his teammates.
- Won a 6A state championship at Miami Central HS his junior year (same high school as Dalvin Cook) before transferring back to North Miami where he also was a prep basketball star, averaging 15.8 ppg and 8.5 rebounds as a senior.
- Has all three of his career touchdowns - 2 at BYU, 1 vs. Iowa State - over two-game stretch. Has totaled 202 yards and three touchdowns over the last four.
- Added a career-high four receptions for a game-high 43 yards and a touchdown vs. Iowa State. He has led the team in receiving yards in two of the last three games.
- Against BYU, he tied a career-high in receptions and set new highs in receiving yards and touchdowns with three catches for 59 yards and two touchdowns.
- Hauled in three catches for 50 yards vs. Oklahoma - including a 35-yard catch.
- Pulled in a two-point conversion and had career-long 27-yard run on a fake-punt keeper vs. Miami (OH).
- Appeared in six games, missing six games due to injury, in 2022.
- Earned first career start vs. Louisville in the 2022 Wasabi Fenway Bowl.

## CAREER RECEIVING STATISTICS

SEASON	GP	REC	YDS	TD	LNG	AVG/C
2022	6	1	32	0	32	32.0
2023	8	17	209	3	35	12.3
<b>TOTAL</b>	<b>14</b>	<b>18</b>	<b>241</b>	<b>3</b>	<b>35</b>	<b>13.4</b>

## CAREER HIGHS

**RECEPTIONS:** 5, vs. Baylor 10/21/23

**RECEIVING YARDS:** 59, at BYU 9/29/23

**LONGEST RECEPTION:** 35, vs. Oklahoma 9/23/23

**RECEIVING TOUCHDOWNS:** 2, at BYU 9/29/23



## 26 // MYLES MONTGOMERY

RB / R-SO. / 5-11 / 205  
JACKSONVILLE, FLA. / FLETCHER

- Provides gamebreaking speed and has two 100-yard games in his career.
- Totaled 90 yards on just eight carries, including a 63-yard first quarter touchdown, in the first half at Oklahoma State before he left the game due to injury.
- Recorded a 103-yard, two TD, 10-carry performance against Baylor.
- Averaging 7.00 yard per carry in 2023 - which ranks third in the Big 12 and is currently the seventh-best mark in school history.
- Totaled 61 yards on a career-high 12 attempts at BYU
- Sprinted to a 76-yard touchdown in a five-carry, 104-yard rushing performance vs. Kennesaw State in 2022.

## CAREER RUSHING STATISTICS

SEASON	GP	ATT	YDS	TD	LNG	AVG/C
2021	2	0	0	0	0	0
2022	6	14	120	1	76	8.6
2023	8	51	357	3	63	7.0
<b>TOTAL</b>	<b>16</b>	<b>65</b>	<b>477</b>	<b>4</b>	<b>76</b>	<b>7.3</b>

## CAREER HIGHS

**TOTAL ATTEMPTS:** 14 (12 rush, 2 receiving), at BYU 9/29/23

**TOTAL YARDS:** 104, vs. Kennesaw State 9/10/22

**RUSHING ATTEMPTS:** 12, at BYU 9/29/23

**RUSHING YARDS:** 104, vs. Kennesaw State 9/10/22

**RUSHING TOUCHDOWNS:** 2, vs. Baylor 10/21/23



## 22 // RYAN MONTGOMERY

RB / SR.\* / 5-10 / 205  
FRANKLIN, OHIO / FRANKLIN

- Veteran running back who has played in 52 career games.
- Rushed for a career-high 104 yards on a career-high 20 attempts vs. Miami (OH).
- Tallied 11 rushing yards, 25 receiving yards and 12 punt return yards vs. ECU.
- Ranks third in UC history with 70 career punt returns and 684 punt return yards.
- Totaled 270 rushing yards and five touchdowns and added four receptions for 65 yards despite missing three games due to injury suffered in season opener in 2022.
- Added 95 yards and two touchdowns against Tulane in the 2022.
- Rushed for 312 yards on 46 attempts and three touchdowns and was named to Pro Football Focus' All-AAC Third Team as a punt returner in 2021.

## CAREER KICK RETURN STATISTICS

SEASON	GP	ATT	YDS	TD	LONG	AVG/R
2019	14	1	14	0	14	14.0
2020	10	4	87	0	32	21.8
2021	14	0	0	0	0	0.0
2022	9	2	19	0	11	9.5
2023	4	0	0	0	0	0
<b>TOTAL</b>	<b>51</b>	<b>7</b>	<b>120</b>	<b>0</b>	<b>32</b>	<b>17.1</b>

## CAREER PUNT RETURN STATISTICS

SEASON	GP	ATT	YDS	TD	LONG	AVG/R
2019	14	28	258	0	25	9.2
2020	10	14	110	0	21	7.9
2021	14	20	229	0	30	11.5
2022	9	7	75	0	31	10.7
2023	4	1	12	0	12	12.0
<b>TOTAL</b>	<b>51</b>	<b>70</b>	<b>684</b>	<b>0</b>	<b>31</b>	<b>9.8</b>

## CAREER RUSHING STATISTICS

SEASON	GP	ATT	YDS	TD	LONG	AVG/C
2019	14	20	106	2	26	5.3
2020	10	15	41	0	7	2.7
2021	14	46	312	3	55	6.8
2022	9	63	270	5	39	4.3
2023	4	30	135	0	26	4.5
<b>TOTAL</b>	<b>51</b>	<b>174</b>	<b>864</b>	<b>10</b>	<b>55</b>	<b>5.0</b>

## CAREER RECEIVING STATISTICS

SEASON	GP	REC	YDS	TD	LONG	AVG/C
2019	14	0	0	0	0	0.0
2020	10	4	16	0	10	4.0
2021	14	6	42	1	19	7.0
2022	9	4	65	0	30	16.3
2023	4	2	25	0	25	12.5
<b>TOTAL</b>	<b>51</b>	<b>16</b>	<b>148</b>	<b>1</b>	<b>30</b>	<b>9.3</b>

## CAREER HIGHS

**RUSHING ATTEMPTS:** 20, vs. Miami (OH) 9/16/23

**RUSHING YARDS:** 104, vs. Miami (OH) 9/16/23

**RUSHING TOUCHDOWNS:** 2, vs. Tulane 11/25/22; at South Florida 11/12/21

**LONGEST RUSH:** 55, at South Florida 11/12/21

**RECEPTIONS:** 2, three times, last vs. Houston 12/4/21

**RECEIVING YARDS:** 30, at UCF 10/29/22

**LONGEST RECEPTION:** 30, at UCF 10/29/22

**LONGEST PUNT RETURN:** 31, at Tulsa 10/1/22

**LONGEST KICK RETURN:** 32, vs. Tulsa 12/19/20

## PLAYER PROFILES - OFFENSE

**11 // DONOVAN OLLIE**

WR / R-SR. / 6-3 / 212

WYLIE, TEXAS / WYLIE / WASHINGTON STATE

- Made starts vs Iowa State and Baylor, and saw action at wide receiver in eight games.
- Experienced receiver who brings 24 career starts, 70 receptions, 807 yards, four touchdowns in four seasons at Washington State from 2019-22.
- Made 11 starts and appeared in 12 games in 2022, tallying 43 receptions for 491 yards and three scores.
- Set career-high in yards and touchdowns and tied in receptions with a seven-catch, 82-yard, two-touchdown game vs. Colorado State in 2022.
- Started all 13 games for Washington State in 2021, totaling 26 catches for 301 yards and a touchdown.

**CAREER RECEIVING STATISTICS**

SEASON	GP	REC	YDS	TD	LONG	AVG/C
2020 (WSU)	3	1	15	0	15	15.0
2021 (WSU)	13	26	301	1	56	11.6
2022 (WSU)	12	43	491	3	60	11.4
2023	8	0	0	0	0	0
<b>TOTAL</b>	<b>36</b>	<b>70</b>	<b>807</b>	<b>4</b>	<b>60</b>	<b>11.5</b>

**CAREER HIGHS** \*At Washington State (2019-22)**RECEPTIONS:** 7, vs. Colorado State 9/17/22\*; vs. Idaho 9/3/22\***RECEIVING YARDS:** 82, vs. Colorado State 9/17/22\***RECEIVING TOUCHDOWNS:** 2, vs. Colorado State 9/17/22\***LONGEST RECEPTION:** 60, vs. Oregon 9/24/22\***3 // EVAN PRATER**

WR / R-JR. / 6-3 / 208

CINCINNATI, OHIO / WYOMING

- Former QB who has appeared at wide receiver in seven games.
- Caught a two-point conversion against Baylor and had two receptions at OSU.
- Hauled in two catches for 24 yards vs. Oklahoma.
- Tallied three receptions for 31 yards vs. ECU.
- Transitioned to wide receiver in the spring after totaling 461 passing yards and 275 rushing yards with six total touchdowns in 17 games at quarterback from 2020-22.
- Held a 40-2 record at Wyoming High School in Cincinnati and was a four-star recruit who was rated the No. 45 overall player in 2020 by 247Sports.
- Named the 33rd Ohio Mr. Football in 2019. Prater is the fourth winner of Ohio's Mr. Football award to play for Cincinnati, including Michael Warren II (2016), Ben

**CAREER RECEIVING STATISTICS**

SEASON	GP	REC	YDS	TD	LONG	AVG/C
2023	8	10	89	0	14	8.9
<b>TOTAL</b>	<b>8 (25)*</b>	<b>10</b>	<b>89</b>	<b>0</b>	<b>14</b>	<b>8.9</b>


\*Has played in 25 career games - 17 at QB and eighth at WR.

**CAREER HIGHS****RECEPTIONS:** 3, vs. ECU 9/2/23**RECEIVING YARDS:** 31, vs. ECU 9/2/23**LONGEST RECEPTION:** 14, vs. Oklahoma 9/23/23**58 // TREVOR RADOSEVICH**

OL / R-SR.\* / 6-4 / 310

ENGLISHTOWN, N.J. / MANALAPAN / PENN

- A versatile offensive lineman who started at center in the season opener vs. ECU and has appeared in four games, including rotating at center vs. Baylor.
- Spent five years on the Penn offensive line and was two-time team captain from 2018-22.
- Named First Team All-Ivy League in 2022 after earning Second-Team honors in 2021.
- Started all 10 games in 2022 - seven at center, three at right tackle - on a line that allowed only 15 sacks all season, tied for the fewest in the Ivy League, while also starting all 10 games in 2021 at center.
- Played in every game as a reserve for a line that ranked second in the Ivy League for fewest sacks allowed in 2019.

**88 // PAYTEN SINGLETARY**

TE / R-JR. / 6-4 / 235

THOMASVILLE, GA. / THOMASVILLE

- Has started at tight end in six games and totaled two touchdowns.
- Has three touchdowns on nine career receptions.
- Hauled in a career-long 32-yard reception vs. Miami (OH).
- Tallied a career-high in receptions at Pittsburgh, finishing with four receptions for 24 yards and a touchdown.
- Pulled in a one-yard touchdown catch vs. ECU.
- Appeared in 12 games and recorded one catch for 11 yards against Louisville in the 2022 Wasabi Fenway Bowl.
- Played in six games with one start in 2021, where he scored on his first-career catch via an 18-yard touchdown vs. Murray State.

**CAREER RECEIVING STATISTICS**

SEASON	GP	REC	YDS	TD	LONG	AVG/C
2020	4	0	0	0	0	0.0
2021	6	2	22	1	18	11.0
2022	12	1	11	0	11	11.0
2023	8	7	73	2	32	10.4
<b>TOTAL</b>	<b>30</b>	<b>10</b>	<b>106</b>	<b>3</b>	<b>32</b>	<b>10.6</b>

**CAREER HIGHS****RECEPTIONS:** 4, at Pittsburgh 9/9/23**RECEIVING YARDS:** 32, vs. Miami (OH) 9/16/23**RECEIVING TOUCHDOWNS:** 1, three times, last at Pittsburgh 9/9/23**LONGEST RECEPTION:** 18, vs. Murray State 9/11/21

## PLAYER PROFILES - OFFENSE



## 0 // BRADEN SMITH

WR / R-SR.\* / 5-10 / 185  
FLOWOOD, MISS. / NORTHWEST RANKIN /  
N.W. MISS COMMUNITY COLLEGE / LOUISVILLE

- Has started three games and seen action in all eight as the "starting" slot receiver.
- A certified pilot, he transferred to UC following three seasons at Louisville.
- Recorded a team-high five receptions vs. Iowa State.
- Hauled in four catches for 72 yards and a touchdown at BYU - the fifth of his career.
- Made his first Cincinnati start vs. Miami (OH), finishing with a catch for 37 yards.
- Connected with Dee Wiggins on a 30-yard receiver pass and hauled in five receptions for 59 yards and a touchdown at Pittsburgh.
- Smith is 6-of-12 for 190 yards and two touchdowns as a passer for his career.
- Totaled four receptions for 72 yards and a touchdown vs. ECU.
- Appeared in 29 games as a wide receiver and return specialist for Louisville from 2020-22, totaling 59 receptions for 653 yards and two touchdowns after transferring from Northwest Mississippi Community College in Flowood, Miss.

## CAREER RECEIVING STATISTICS

SEASON	GP	REC	YDS	TD	LONG	AVG/C
2020 (LOU)	11	27	370	0	63	13.7
2021 (LOU)	4	11	68	1	15	6.2
2022 (LOU)	13	21	215	1	31	10.2
2023	8	27	355	3	48	13.1
<b>TOTAL</b>	<b>36</b>	<b>86</b>	<b>1008</b>	<b>5</b>	<b>63</b>	<b>11.7</b>

## CAREER PUNT RETURN STATISTICS

SEASON	GP	ATT	YDS	TD	LONG	AVG/R
2020	11	0	0	0	0	0
2021	4	5	60	1	49	12.0
2022	13	28	141	0	30	5.0
2023	8	12	36	0	11	3.0
<b>TOTAL</b>	<b>36</b>	<b>45</b>	<b>237</b>	<b>1</b>	<b>49</b>	<b>5.3</b>

## CAREER HIGHS \*At Louisville (2020-22)

**RUSHING ATTEMPTS:** 1, at Florida State 9/25/21\*

**RUSHING YARDS:** 6, vs. Cincinnati 12/17/22\*

**LONGEST RUSH:** 6, vs. Cincinnati 12/17/22\*

**PASSING ATTEMPTS:** 2, vs. Cincinnati 12/17/22\*

**PASSING YARDS:** 45, at Syracuse 9/3/22; vs UCF 9/17/21\*

**PASSING TOUCHDOWNS:** 1 vs. UCF 9/17/21\*, vs. Wake Forest 10/29/22\*

**LONGEST PASS:** 45, at Syracuse 9/3/22\*; vs. UCF 9/17/21\*

**RECEPTIONS:** 7, vs. Syracuse 11/20/20\*

**RECEPTIONS YARDS:** 110, vs. Western Ky. 9/12/20\*

**RECEIVING TOUCHDOWNS:** 1, five times, last at BYU 9/29/23

**LONGEST RECEPTION:** 63, vs. Western Ky. 9/12/20\*

**LONGEST PUNT RETURN:** 49, vs. Eastern Ky. 9/11/21\*

**LONGEST KICK RETURN:** 23, vs. Virginia Tech 10/31/20\*



## 54 // DARTANYAN TINSLEY

OL / SR. / 6-5 / 315  
OWENSBORO, KY. / OWENSBORO / KENTUCKY CHRISTIAN

- Has started at left guard in all eight games.
- NFL prospect who has the biggest hands on the team.
- Appeared in nine games as a backup on the offensive line and a special teams contributor in 2022.
- Transferred to Cincinnati after he collected First Team All-National Christian College Athletic Association (NCCAA) honors in 2020-21 and First Team All-Mid-South Conference Appalachian Division accolades in back-to-back seasons for Kentucky Christian.



## 9 // AARON TURNER

WR / JR. / 5-7 / 185  
ELLICOTT, MD. / GONZAGA COLLEGE / UCONN

- Has seen action at wide receiver and as a designed runner in eight games.
- Caught a 21-yard touchdown and had three rushes for 35 yards at Oklahoma State.
- Recorded one catch for 17 yards and a rush for six yards at BYU.
- Totaled three receptions for 14 yards and a touchdown - the fourth of his career - and added 31 yards on three rushes vs. ECU.
- Appeared in all 25 games for UConn from 2021-22, totaling 90 receptions for 759 yards and three touchdowns, in addition to 75 yards on the ground.
- Led the Huskies in receptions, yards and touchdowns in 2022, finishing with 57 catches for 527 yards and three scores after hauling in 33 catches for 232 yards in 2021. It marked his second straight season leading the team in receptions.

## CAREER RECEIVING STATISTICS

SEASON	GP	REC	YDS	TD	LONG	AVG/C
2021 (CONN)	12	33	232	0	50	7.0
2022 (CONN)	13	57	527	3	56	9.2
2023	8	10	75	2	21	7.5
<b>TOTAL</b>	<b>33</b>	<b>100</b>	<b>834</b>	<b>5</b>	<b>21</b>	<b>8.3</b>

## CAREER RUSHING STATISTICS

SEASON	GP	ATT	YDS	TD	LONG	AVG/C
2021 (CONN)	12	1	22	0	22	22.0
2022 (CONN)	13	14	53	0	15	3.8
2023	8	11	97	0	26	8.8
<b>TOTAL</b>	<b>33</b>	<b>26</b>	<b>172</b>	<b>0</b>	<b>26</b>	<b>6.6</b>

## CAREER HIGHS \*At UConn (2021-22)

**RECEPTIONS:** 10, vs. Liberty, 11/12/22\*

**RECEIVING YARDS:** 71, vs. Syracuse 9/10/22\*

**RECEIVING TOUCHDOWNS:** 1, five times, last at Oklahoma State 10/28/23

**LONGEST RECEPTION:** 56, vs. Syracuse 9/10/22\*

**RUSHING ATTEMPTS:** 3, three times, last at Oklahoma State 10/28/23

**RUSHING YARDS:** 35, at Oklahoma State 10/28/23

**LONGEST RUSH:** 26, at Oklahoma State 10/28/23

## PLAYER PROFILES - OFFENSE



## 2 // DEE WIGGINS

WR / R-SR.\* / 6-3 / 195

MIAMI, FLA. / MIAMI SOUTHRIDGE / MIAMI / LOUISVILLE

- Has started at wide receiver in six games and played in all eight games
- Finished with six receptions - his most at Cincinnati - for 45 yards vs. Oklahoma.
- Hauled in three catches for 51 yards vs. Miami (OH).
- Recorded three receptions for 52 yards and one rush for 13 yards at Pittsburgh.
- Hauled in a 39-yard touchdown vs. EKU - the eighth of his career.
- Transferred with 22 games of starting experience at Louisville and Miami.
- Spent four seasons at Miami from 2018-21, where he appeared in 40 games and totaled 791 receiving yards on 62 receptions for seven touchdowns.
- Transferred to Louisville in 2022, where he played in three games and made four receptions for 67 yards before suffering a season-ending injury.
- Former four-star prospect by ESPN in 2018.

### CAREER RECEIVING STATISTICS

SEASON	GP	REC	YDS	TD	LONG	AVG/R
2018 (MIA)	13	7	73	0	24	10.4
2019 (MIA)	12	20	335	4	67	16.8
2020 (MIA)	11	31	358	3	40	11.5
2021 (MIA)	4	4	25	0	12	6.3
2022 (LOU)	3	4	67	0	23	16.8
2023	8	15	204	1	39	13.6
<b>TOTAL</b>	<b>50</b>	<b>81</b>	<b>1062</b>	<b>8</b>	<b>67</b>	<b>13.1</b>

### CAREER HIGHS \*At Miami (2018-21)

**RECEPTIONS:** 8, at Virginia Tech 11/14/20\*

**RECEIVING YARDS:** 106, at Virginia Tech 11/14/20\*

**RECEIVING TOUCHDOWNS:** 2, vs. Louisville 11/9/19\*

**LONGEST RECEPTION:** 67, vs. Louisville 11/9/19\*



## 75 // JOHN WILLIAMS

OL / R-JR. / 6-5 / 310

BOLINGBROOK, ILL. / BOLINGBROOK

- Has started at left tackle in all eight games.
- Appeared in 12 games in 2022, only missing the Indiana contest.
- Played in 12 games, including starting the first three against Miami (OH), Murray State and Indiana in 2021 after seeing action in four games and redshirting in 2020.
- Aerospace engineering major.



## PLAYER PROFILES - DEFENSE



## 7 // SAMMY ANDERSON JR.

CB / R-JR. / 6-0 / 185

DAYTON, OHIO / TROTWOOD-MADISON

- Starting cornerback who is out for the season following an injury in season opener.
- Appeared in 13 games in 2022, rotating with Taj Ward at nickelback and totaling 19 tackles, 2.5 TFLs and a forced fumble.
- Former four-star recruit in 2019.

## CAREER DEFENSE STATISTICS

SEASON	GP	SOLO	ASST	TOTAL	TFL	SACKS	INT	PD	FF	FR
2020	2	0	0	0	0	0	0	0	0	0
2021	3	1	0	1	1	0	0	0	0	0
2022	13	15	4	19	2.5	0	0	1	1	0
2023	1	0	0	0	0	0	0	0	0	0
<b>TOTAL</b>	<b>19</b>	<b>16</b>	<b>4</b>	<b>20</b>	<b>3.5</b>	<b>0</b>	<b>0</b>	<b>1</b>	<b>1</b>	<b>0</b>

## CAREER HIGHS

TACKLES: 4, vs. Louisville 12/17/22; vs. South Florida 10/8/22

TACKLES FOR LOSS: 2, vs. South Florida 10/8/22

PASSES DEFENDED: 1, vs. East Carolina 11/11/22



## 0 // JOWON BRIGGS

DE / SR.\* / 6-2 / 297

CINCINNATI, OHIO / WALNUT HILLS / VIRGINIA

2022 ALL-AAC FIRST TEAM

2023 PRESEASON ALL-BIG 12 BY ATHLON SPORTS AND PHIL STEELE

- One of four 2023 team captains who has started all eight games at defensive end. Has 40 career starts, including 26 at Cincinnati.
- Married father of three - sons Jowon and Zane, daughter Reine. Wife Nyjae and Jowon welcomed their third kid, Zane, on August 25. He is also an accomplished singer and graduate, set to add a computer science certificate in December.
- One of three Bearcats on 2023 Bruce Feldman's annual "Freaks" List.
- Named to preseason watch lists for 2023 Wuerffel Trophy and AllState AFCA Good Works Team.
- Former Freshman All-American at Virginia where he played for two years following an Under Armor All-America prep career at Walnut Hills High School in Cincinnati.
- Finished with a sack, 1.5 TFLs and three stops versus Baylor.
- Added three tackles each vs. Oklahoma and at BYU.
- Recorded four tackles, a sack and tied a career-high two TFLs at Pittsburgh.
- Selected to PFF's Week 1 Team of the Week.
- Started 13 games at nose tackle with 61 tackles, 4.5 TFLs and three sacks in 2022.
- Former Under Armor All-American who was a Freshman All-American at Virginia in 2019, played for the Cavaliers from 2019-20.

## CAREER DEFENSE STATISTICS

SEASON	GP	SOLO	ASST	TOTAL	TFL	SACKS	INT	PD	FF	FR
2019 (UVA)	13	5	14	19	3	1	0	0	0	0
2020 (UVA)	7	5	15	20	4	3	0	0	0	0
2021	14	9	34	43	4	3	0	0	0	0
2022	13	17	44	61	4.5	3	0	0	0	0
2023	8	6	10	16	5	2	0	0	0	0
<b>TOTAL</b>	<b>55</b>	<b>42</b>	<b>117</b>	<b>159</b>	<b>20.5</b>	<b>12</b>	<b>0</b>	<b>0</b>	<b>0</b>	<b>0</b>

CAREER HIGHS \*At Virginia (2019-20)

TACKLES: 9, vs. Navy 11/5/22

TACKLES FOR LOSS: 2, at Pittsburgh 9/9/23; at Wake Forest 10/17/20\*

SACKS: 2, at Wake Forest 10/17/20\*



## 2 // DONTAY CORLEONE

DT / R-SO. / 6-2 / 318

CINCINNATI, OHIO / COLERAIN

2023 PRESEASON ALL-BIG 12

2022 ALL-AAC FIRST TEAM, 2022 AP THIRD TEAM ALL-AMERICAN

- One of four 2023 team captains who has started all eight games at NT.
- Given the nickname "The Godfather" by fans when he committed to UC.
- Has his own pulled-pork-topper hamburger, "The Godfather", at Bucketheads in Cincinnati. Also has a "Godfather" pizza at Mio's right next to campus.
- Totaled four stops vs. Baylor and five tackles vs. Iowa State.
- Recorded six tackles with a sack and a career-high two TFLs vs. Oklahoma.
- Totaled three tackles, a sack and a quarterback hurry at Pittsburgh.
- Selected to preseason watch lists for 2023 Chuck Bednarik Award, Walter Camp Player of the Year Award, Outland Trophy and Bronko Nagurski Trophy.
- Named 2023 Preseason All-America by AP, *The Athletic*, Sporting News, Phil Steele, Athlon Sports and Walter Camp Football Foundation.
- One of three Bearcats on 2023 Bruce Feldman's annual "Freaks" List.
- Tallied 45 tackles, 5.5 TFLs, three sacks, two forced fumbles in 11 games in 2022.
- Finished as the nation's highest-graded defensive player by PFF (93.8) in 2022 and recorded a single-season run defense grade (94.7) that was best since 2019.
- Totaled a career-high 11 tackles vs. Navy in 2022.

## CAREER DEFENSE STATISTICS


SEASON	GP	SOLO	ASST	TOTAL	TFL	SACKS	INT	PD	FF	FR
2022	11	19	26	45	5.5	3	0	0	2	2
2023	8	16	13	29	4.5	2	0	1	0	0
<b>TOTAL</b>	<b>19</b>	<b>35</b>	<b>39</b>	<b>74</b>	<b>10</b>	<b>5</b>	<b>0</b>	<b>1</b>	<b>2</b>	<b>2</b>

## CAREER HIGHS

TACKLES: 11, vs. Navy 11/5/22

TACKLES FOR LOSS: 2, vs. Oklahoma 9/23/23

SACKS: 1, five times, last vs. Oklahoma 9/23/23



## 49 // JACK DINGLE

LB / R-SO. / 6-4 / 238

LOUISVILLE, KY. / TRINITY

- Third member of his family to play at Cincinnati — Father Nate was a standout defensive lineman from 1990-93, a captain as a senior in 1993, who played in the NFL, and brother, Jacob, played safety from 2019-22.
- Has started all eight games at linebacker.
- Tallied seven stops with a fumble recovery at Oklahoma State.
- Recorded six tackles vs. both Iowa State and Baylor.
- Recovered his first career fumble and added three tackles vs. Oklahoma.
- Tied a career-high seven tackles in back-to-back games vs. Miami (OH) and at Pittsburgh.
- Totaled seven tackles, in addition to totaling a career-high two TFLs and first career sack on a pivotal fourth down stop at Pittsburgh.
- Backup linebacker and special teamer who played in 12 games and tallied 13 tackles with a half-TFL in 2022.

## CAREER DEFENSE STATISTICS

SEASON	GP	SOLO	ASST	TOTAL	TFL	SACKS	INT	PD	FF	FR
2022	12	0	13	13	0.5	0	0	0	0	0
2023	8	23	21	44	3.5	1	0	0	0	1
<b>TOTAL</b>	<b>20</b>	<b>23</b>	<b>34</b>	<b>57</b>	<b>4</b>	<b>1</b>	<b>0</b>	<b>0</b>	<b>0</b>	<b>1</b>

## CAREER HIGHS

TACKLES: 7, four times, last at Oklahoma State 10/28/23

TACKLES FOR LOSS: 2, at Pittsburgh 9/9/23

SACKS: 1, at Pittsburgh 9/9/23

## PLAYER PROFILES - DEFENSE



## 9 // DANIEL GRZESIAK

OLB / R-SR.\* / 6-1 / 250

LOS ANGELES, CALIF. / CRENSHAW / NEVADA / UTAH STATE

- Has started all eight games at outside linebacker "dog" position - one of three transfers in the first unit.
- Mother Faith Tubi moved to the United States from Nigeria when she was 16.
- Former walk-on-tight end at Nevada who became the nation's No. 20 transfer portal player this past offseason as an edge rusher from Utah State.
- Tied a career-high seven tackles with two sacks vs. Iowa State.
- Totaled a career-high seven tackles, with two TFLs, a sack and a forced fumble and fumble recovery vs. ECU.
- Sixth-year graduate transfer who led Utah State with 8.5 sacks and added 52 tackles, 13 TFLs and two forced fumbles in 2022.
- Former walk on who spent four seasons at Nevada from 2018-21, where he had 7.5 sacks and 42 tackles.
- Ranked the 20th-best available transfer prospect by *The Athletic's* Max Olson.

## CAREER DEFENSE STATISTICS

SEASON	GP	SOLO	ASST	TOTAL	TFL	SACKS	INT	PD	FF	FR
2019 (NEV)	13	4	3	7	0	0	0	0	0	0
2020 (NEV)	9	11	5	16	3	2	0	0	0	0
2021 (NEV)	12	14	5	19	6.5	5.5	0	1	1	1
2022 (USU)	13	24	28	52	13	8.5	0	2	2	1
2023	8	12	17	29	5	3.5	0	2	1	1
<b>TOTAL</b>	<b>55</b>	<b>65</b>	<b>58</b>	<b>123</b>	<b>27.5</b>	<b>19.5</b>	<b>0</b>	<b>5</b>	<b>4</b>	<b>3</b>

CAREER HIGHS \*At Utah State (2022)

TACKLES: 7, vs. Iowa State 10/14/23; vs. ECU 9/2/23

TACKLES FOR LOSS: 3.5, at Colorado State 10/15/22\*

SACKS: 3, at Colorado State 10/15/22\*



## 12 // JUSTIN HARRIS

CB / R-SR. / 6-0 / 195

DAYTON, OHIO / WAYNE

- Has started at cornerback in Sammy Anderson Jr.'s absence over the last seven games - his first career starts.
- Tied for fourth in the Big 12 with six PBUs.
- Added four tackles with a TFL vs. Iowa State.
- Had a career-high 10 tackles - seven solo - with a quarterback hurry vs. Oklahoma.
- Tied a school-record with four PBUs and added three tackles at Pittsburgh.
- Recorded his first career interception vs. ECU.
- Returned from a season-ending neck injury suffered in 2021.

## CAREER DEFENSE STATISTICS

SEASON	GP	SOLO	ASST	TOTAL	TFL	SACKS	INT	PD	FF	FR
2019	14	7	3	10	0	0	0	1	0	0
2020	9	4	4	8	1	0	0	0	0	0
2021	2	0	0	0	0	0	0	0	0	0
2022	8	3	6	9	0	0	0	1	0	0
2023	8	19	12	31	3.0	0	1	6	0	0
<b>TOTAL</b>	<b>41</b>	<b>33</b>	<b>25</b>	<b>58</b>	<b>4.0</b>	<b>0</b>	<b>1</b>	<b>8</b>	<b>0</b>	<b>0</b>

## CAREER HIGHS

TACKLES: 10, vs. Oklahoma 9/23/23

TACKLES FOR LOSS: 1.5, vs. Baylor 10/21/23

INTERCEPTIONS: 1 vs. ECU 9/2/23

PASSES DEFENDED: 4, at Pittsburgh 9/9/23



## 90 // JALEN HUNT

DL / R-SR. / 6-4 / 315

DETROIT, MICH. / BELLEVILLE / MICHIGAN STATE

- Veteran rotational piece on the defensive front in six games.
- Totaled 19 tackles in 23 games with five starts at Michigan State from 2020-22.
- Made three starts and played in seven games, totaling nine tackles despite battling injuries in 2022.

## CAREER DEFENSE STATISTICS

SEASON	GP	SOLO	ASST	TOTAL	TFL	SACKS	INT	PD	FF	FR
2020 (MSU)	5	4	1	5	2	0	0	0	0	0
2021 (MSU)	11	3	2	5	0	0	0	0	0	0
2022 (MSU)	7	5	4	9	0	0	0	0	0	0
2023	8	0	0	0	0	0	0	0	0	0
<b>TOTAL</b>	<b>31</b>	<b>12</b>	<b>7</b>	<b>19</b>	<b>2</b>	<b>0</b>	<b>0</b>	<b>0</b>	<b>0</b>	<b>0</b>

CAREER HIGHS \*At Michigan State (2019-22)

TACKLES: 4, vs. Rutgers 11/12/22\*

TACKLES FOR LOSS: 1, at Iowa 11/7/20\*; at Michigan 10/31/20\*



## 42 // DION HUNTER

LB / R-JR. / 6-2 / 235

ALBUQUERQUE, N.M. / CLEVELAND / NEW MEXICO

- Made four stops at Oklahoma State.
- Recorded a quarterback hurry vs. Oklahoma.
- Tallied six tackles vs. ECU.
- Appeared in 25 games with eight starts at New Mexico from 2020-22.
- Tallied 69 tackles and three TFLs at New Mexico in 2022.
- Selected in 2021 and 2022 to wear Bobby Santiago's No. 42 number - an honor in the New Mexico program.

## CAREER DEFENSE STATISTICS

SEASON	GP	SOLO	ASST	TOTAL	TFL	SACKS	INT	PD	FF	FR
2020 (UNM)	4	5	2	7	0.5	0	0	0	0	0
2021 (UNM)	12	15	23	38	2	1	0	0	0	0
2022 (UNM)	9	20	49	69	3	2	0	1	0	0
2023	6	3	7	10	0.5	0	0	0	0	0
<b>TOTAL</b>	<b>31</b>	<b>43</b>	<b>81</b>	<b>124</b>	<b>6</b>	<b>3</b>	<b>0</b>	<b>1</b>	<b>0</b>	<b>0</b>

CAREER HIGHS \*At New Mexico (2020-22)

TACKLES: 13, vs. Fresno State 10/22/22\*

TACKLES FOR LOSS: 1.5, at UNLV 9/30/22\*

SACKS: 1, three times, last at Utah State 11/5/22\*

## PLAYER PROFILES - DEFENSE



## 6 // DORIAN JONES

LB / SR. / 6-0 / 236

BOYNTON BEACH, FLA. / AMERICAN HERITAGE / LOUISVILLE

- Has started five games at linebacker.
- Missed the OSU game to attend a family funeral.
- Had a career day vs. Oklahoma with a career-high 13 tackles and a sack.
- Recorded six tackles vs. Miami (OH).
- Totaled five tackles and a TFL at Pittsburgh.
- Spent four years at Louisville from 2019-22, where he totaled 90 tackles, 10.5 TFLs and four sacks in 36 career games.
- Made one start and played in all 13 contests at Louisville in 2022, totaling 34

## CAREER DEFENSE STATISTICS

SEASON	GP	SOLO	ASST	TOTAL	TFL	SACKS	INT	PD	FF	FR
2019 (LOU)	1	0	0	0	0	0	0	0	0	0
2020 (LOU)	9	3	6	9	0	0	0	0	0	0
2021 (LOU)	12	19	29	48	4	1	0	0	0	1
2022 (LOU)	13	20	14	34	6.5	3	0	0	1	2
2023	7	13	24	37	2.5	1	0	1	0	0
<b>TOTAL</b>	<b>42</b>	<b>55</b>	<b>73</b>	<b>128</b>	<b>13.0</b>	<b>5</b>	<b>0</b>	<b>1</b>	<b>1</b>	<b>3</b>

CAREER HIGHS \*At Louisville (2019-22)

TACKLES: 13, vs. Oklahoma 9/23/23

TACKLES FOR LOSS: 2, vs. South Florida 9/24/22\*

SACKS: 1, four times, last vs. Oklahoma 9/23/23



## 3 // DESHAWN PACE

STAR / SR. / 6-2 / 212

CINCINNATI, OHIO / COLERAIN

2021 ALL-AAC HONORABLE MENTION

- In conference-only games, he ranks sixth in the Big 12 in tackles (9.0) and fifth in TFLs (1.38 per game), totaling 36 tackles and 5.5 TFLs in four conference contests.
- Has started seven games at the "star" position - missed Oklahoma contest.
- Recorded six tackles with a half-TFL and forced a fumble on Oklahoma State star RB Ollie Gordon against the Cowboys.
- Tallied career highs in tackles (11) and TFLs (2.5) versus Baylor.
- Tied a then-career-high 10 tackles and a pair of pass breakups vs. Iowa State.
- Totaled a team-high nine tackles - 1.5 TFLs - with two pass breakups at BYU.
- Tallied five tackles, a pass defended and two quarterback hurries at Pittsburgh.
- One of three Bearcats named to 2023 Bruce Feldman's annual "Freaks" list.
- Named Preseason All-Big 12 by Phil Steele and Athlon Sports.
- Transitioned to the "star" linebacker/defensive back hybrid role in 2023.
- Started eight games and appeared in all 13 contests in 2022, ranking fifth on the team with 62 tackles.

## CAREER DEFENSE STATISTICS

SEASON	GP	SOLO	ASST	TOTAL	TFL	SACKS	INT	PD	FF	FR
2020	8	3	7	10	0	0	0	0	1	0
2021	14	45	49	94	9.5	0.5	4	2	0	0
2022	13	31	31	62	5	1	1	1	0	1
2023	6	22	28	50	7	1.5	0	5	1	1
<b>TOTAL</b>	<b>42</b>	<b>101</b>	<b>115</b>	<b>216</b>	<b>21.5</b>	<b>3</b>	<b>5</b>	<b>8</b>	<b>2</b>	<b>2</b>

## CAREER HIGHS

TACKLES: 11, vs. Baylor 10/21/23

TACKLES FOR LOSS: 2.5, vs. Baylor 10/21/23

SACKS: 1, twice, at Tulsa 10/1/22, vs. Baylor 10/21/23

INTERCEPTIONS: 1, five times, last at Tulsa 10/1/22



## 97 // ERIC PHILLIPS

DE / R-SR. / 6-3 / 260

CINCINNATI, OHIO / COLERAIN

- Has started at defensive end and recorded two sacks over eight games.
- Four of his six tackles this season have been for loss.
- Finished with sack and a quarterback hurry at Pittsburgh.
- Totaled two TFLs, a forced fumble and a sack vs. ECU.
- Started the final 12 games at defensive end and appeared in all 13 contests in 2022, totaling 38 tackles, eight TFLs, three sacks, four passes defended, a forced fumble and a fumble recovery.
- Turned in five stops, 2.5 TFLs, 1.5 sacks and a forced fumble vs. Indiana in 2022.
- Recorded a TFL in each of the final three games in 2022 - at Temple, vs. Tulane and vs. Louisville in the 2022 Wasabi Bowl.

## CAREER DEFENSE STATISTICS


SEASON	GP	SOLO	ASST	TOTAL	TFL	SACKS	INT	PD	FF	FR
2019	1	0	0	0	0	0	0	0	0	0
2020	5	0	5	5	0	0	0	0	0	0
2021	9	3	2	5	0	0	0	0	0	0
2022	13	16	22	38	8	3	0	4	1	1
2023	8	5	1	6	4	2	0	1	1	0
<b>TOTAL</b>	<b>36</b>	<b>24</b>	<b>30</b>	<b>54</b>	<b>12</b>	<b>5</b>	<b>0</b>	<b>5</b>	<b>2</b>	<b>1</b>

## CAREER HIGHS

TACKLES: 7, vs. Navy 11/5/22

TACKLES FOR LOSS: 2.5, vs. Indiana 9/24/22

SACKS: 1.5, vs. Indiana 9/24/22



## 10 // BRYON THREATS

S / JR. / 5-10 / 195

COLUMBUS, OHIO / COFFMAN

- Has started at safety and has forced three turnovers - two interceptions and a forced fumble - over eight games.
- Ranks tied for first on UC with seven passes defended (2 INTs, 5 PBUs) and is third with 43 tackles.
- Led UC with a career-high-tying nine stops at Oklahoma State.
- Had four stops and two PBUs vs. Baylor.
- Finished with four tackles, two PBUs and his first forced fumble vs. Oklahoma.
- Posted an interception - fourth of his career - and six tackles with a sack vs. Miami (OH).
- Added seven tackles and a pass defended at Pittsburgh.
- Recorded two tackles and an interception vs. ECU.
- Played in all 13 games with 10 starts, totaling 58 tackles, four TFLs and two interceptions in 2022.
- Tallied a career-high nine tackles and recorded first career interception vs. Indiana

## CAREER DEFENSE STATISTICS

SEASON	GP	SOLO	ASST	TOTAL	TFL	SACKS	INT	PD	FF	FR
2021	12	4	4	8	0	0	0	1	0	0
2022	13	37	21	58	4	1.5	2	2	0	0
2023	8	26	17	43	2	1	2	5	1	0
<b>TOTAL</b>	<b>33</b>	<b>67</b>	<b>42</b>	<b>109</b>	<b>6</b>	<b>2.5</b>	<b>4</b>	<b>8</b>	<b>1</b>	<b>0</b>

## CAREER HIGHS

TACKLES: 9, at Oklahoma State 10/28/23; vs. Indiana 9/24/22

TACKLES FOR LOSS: 1, five times, last vs. Baylor 10/21/23

SACKS: 1, vs. Miami (OH) 9/16/23, 9/17/22

INTERCEPTIONS: 1, four times, last vs. Miami (OH) 9/16/23

## PLAYER PROFILES - DEFENSE



## 22 // JONATHAN THOMPSON

LB / R- FR. / 6-2 / 230

COLUMBUS, OHIO / ST. FRANCIS DE SALES

- Has started the last three games at linebacker.
- Finished with five tackles and a TFL at Oklahoma State.
- Tallied a career-high eight tackles against Baylor and added four stops vs. ISU.
- Has played in all seven games, rotating with Dorian Jones at inside linebacker.
- Was a consensus three-star recruit coming out of power St. Francis De Sales High School in Columbus.

## CAREER DEFENSE STATISTICS

SEASON	GP	SOLO	ASST	TOTAL	TFL	SACKS	INT	PD	FF	FR
2023	8	12	10	22	2.0	0	0	0	0	0
<b>TOTAL</b>	<b>8</b>	<b>12</b>	<b>10</b>	<b>22</b>	<b>2.0</b>	<b>0</b>	<b>0</b>	<b>0</b>	<b>0</b>	<b>0</b>

## CAREER HIGHS

TACKLES: 8, vs. Baylor 10/21/23

TACKLES FOR LOSS: 1, at Oklahoma State 10/28/23



## 4 // MALIK VANN

DE / R- SR.\* / 6-3 / 268

CINCINNATI, OHIO / FAIRFIELD

- The Big 12's highest-rated edge defender (81.1) and No. 12-rated P5 edge according to PFF.
- Veteran defensive lineman who rotates on the first team at defensive end.
- Totaled two tackles both vs. Iowa State and at BYU.
- Tallied a pair of tackles with a sack vs. Miami (OH).
- Started in the first two games at defensive end before going down with a season-ending pectoral injury in 2022.
- Entered his sixth season in 2023 with 90 tackles, 22 TFLs and nine sacks in 49 career games.
- Appeared in 12 games, starting nine, including the first eight games until he was slowed by an ankle injury in 2021.
- Tallied 33 tackles, including 8.5 TFLs and 3.5 sacks with three pass breakups in

## CAREER DEFENSE STATISTICS

SEASON	GP	SOLO	ASST	TOTAL	TFL	SACKS	INT	PD	FF	FR
2018	12	1	7	8	1	1	0	0	0	0
2019	14	17	13	30	6.5	2.5	0	1	0	0
2020	9	12	4	16	5	2	0	0	0	0
2021	12	19	14	33	8.5	3.5	0	3	1	0
2022	2	3	0	3	1	0	0	0	0	0
2023	8	3	7	10	1.5	1.5	0	1	0	0
<b>TOTAL</b>	<b>57</b>	<b>55</b>	<b>45</b>	<b>100</b>	<b>23.5</b>	<b>10.5</b>	<b>0</b>	<b>5</b>	<b>1</b>	<b>0</b>

## CAREER HIGHS

TACKLES: 6, vs. Tulane 10/30/21; vs. Miami (OH) 9/4/21

TACKLES FOR LOSS: 2, vs. Tulane 10/30/21; vs. Miami (OH) 9/14/19

SACKS: 2, vs. Miami (OH) 9/14/19



## 15 // TAJ WARD

DB / R-SR.\* / 6-0 / 195

SOLON, OHIO / SOLON

- Sixth-year veteran who has started all eight games at safety after starting at nickel back in 2022.
- Tallied a career-high nine tackles - six solo - with a career-high two TFLs vs. Oklahoma.
- Forced a fumble vs. Miami (OH) and at Pittsburgh - the first two of his career.
- Recorded four tackles with his first career forced fumble and recovery at Pittsburgh.
- Totaled a career-high six tackles with a half-sack vs. ECU.
- Played in 13 games and started in 11 at nickelback, totaling 20 tackles, an interception, four pass breakups and 2.5 TFLs in 2022.

## CAREER DEFENSE STATISTICS

SEASON	GP	SOLO	ASST	TOTAL	TFL	SACKS	INT	PD	FF	FR
2018	4	1	0	1	0	0	0	0	0	0
2019	13	8	4	12	0	0	0	0	0	0
2020	9	5	2	7	0	0	0	0	0	0
2021	11	5	2	7	0	0	0	0	0	0
2022	13	12	8	20	2.5	0	1	4	0	0
2023	8	20	13	33	2.5	0.5	0	1	2	1
<b>TOTAL</b>	<b>58</b>	<b>51</b>	<b>29</b>	<b>80</b>	<b>5</b>	<b>0.5</b>	<b>1</b>	<b>5</b>	<b>2</b>	<b>1</b>

## CAREER HIGHS

TACKLES: 9, vs. Oklahoma 9/23/23

TACKLES FOR LOSS: 2, vs. Oklahoma 9/23/23

SACKS: 0.5, vs. ECU 9/2/23

INTERCEPTIONS: 1, vs. Indiana 9/24/22



## 1 // JORDAN YOUNG

CB / R-SO. / 6-0 / 195

TAMPA, FLA. / GAITHER / FLORIDA

- Has started all eight games at cornerback and is tied for US lead with six PBUs.
- Grabbed first career INT at Oklahoma State.
- Posted four tackles and two pass breakups vs. Iowa State.
- Totaled a career-high five tackles vs. Miami (OH).
- Appeared in 13 games over two seasons at Florida from 2021-22.
- Tallied 10 tackles, a pass defended and a blocked kick in 10 games in 2022.
- Finished his Florida career with four tackles and a blocked kick vs. Oregon State

## CAREER DEFENSE STATISTICS

SEASON	GP	SOLO	ASST	TOTAL	TFL	SACKS	INT	PD	FF	FR
2021 (UF)	3	1	0	1	0	0	0	0	0	0
2022 (UF)	10	4	6	10	0	0	0	1	0	0
2023	8	12	10	12	0.5	0	1	6	0	0
<b>TOTAL</b>	<b>21</b>	<b>17</b>	<b>16</b>	<b>33</b>	<b>0.5</b>	<b>0</b>	<b>1</b>	<b>7</b>	<b>0</b>	<b>0</b>

## CAREER HIGHS

TACKLES: 5, vs. Miami (OH) 9/16/23

INTERCEPTIONS: 1, at Oklahoma State 10/28/23



## PLAYER PROFILES - SPECIAL TEAMS



## 47 // RORY BELL

K / R-JR. / 5-10 / 185  
WILMINGTON, OHIO / WILMINGTON / TEMPLE

- Starting kickoff specialist through the first six games, averaging 60.6 yards per attempt with 13 touchbacks.
- Walked on at Temple, where he played from 2020-22 and served as the Owls' primary kickoff specialist each of the last two seasons.
- Drilled a career-high 55 yard field goal with Temple at Cincinnati, the longest field goal in the AAC in 2022 and the second longest in Owls' program history.



## 33 // CARTER BROWN

K / SO. / 6-0 / 205  
PEARLAND, TEXAS / DAWSON / ARIZONA STATE

- Made both of his attempts from 33 and 22 yards out at BYU.
- Connected on a career-long 54-yarder and a 40-yarder vs. Oklahoma. He is now 9-11 on field goal attempts of 40+ in his career - 4-4 at Cincinnati. His 54-yard FG against the Sooners was longest at UC since 2008 and tied for third longest overall in program history.
- Connected on 2-2 on field goal attempts and 3-3 on PATs at Pittsburgh.
- Nailed a 46-yard field goal and went 9-9 on PATs vs. ECU. The nine extra points made tied the second-most in a single game in program history.
- Made 11-of-14 field goal attempts, including a 5-of-7 from 40+, and connected on all 33 of his extra point attempts to finish with 61 points as a true freshman for Arizona State in 2022.
- Entered college as one of the nation's top kicking prospects, earning a three-star rating from 247Sports.

## CAREER FIELD GOAL STATISTICS

SEASON	FG	PCT.	PAT	1-19	20-29	30-39	40-49	50+	LG	PTS
2022 (ASU)	11-14	78.6	33-33	0-0	3-4	3-3	4-6	1-1	53	66
2023	11-14	78.6	21-21	0-0	5-7	2-3	3-3	1-1	54	54
<b>TOTAL</b>	<b>22-28</b>	<b>78.6</b>	<b>54-54</b>	<b>0-0</b>	<b>8-11</b>	<b>5-6</b>	<b>7-9</b>	<b>2-2</b>	<b>54</b>	<b>120</b>

## CAREER HIGHS \*At Arizona State (2022)

**FG MADE:** 4, vs. Northern Arizona 9/1/22\*

**LONGEST FG MADE:** 54, vs. Oklahoma 9/23/22

**PAT MADE:** 9, vs. ECU 9/2/23



## 39 // BRYCE BURTON

H/K / R-SR. / 5-10 / 200  
CINCINNATI, OHIO / PRINCETON

- Starting holder for 35 career games.
- Has held for kicker Carter Brown through seven games in 2023, who is 21-21 on PATs and 11-14 on field goals.
- Special teams unit veteran and the primary holder for all 13 games in 2022.
- Kicked off twice vs. Louisville in the 2022 Wasabi Fenway Bowl for an average of 56.0 yard per attempt.
- Holder for all 14 games during 2021 College Football Playoff Championship run in 2021.



## 31 // MASON FLETCHER

P / JR. / 6-7 / 215  
MELBOURNE, AUSTRALIA / PROKICK

**2022 RAY GUY AWARD FINALIST**  
**2022 AAC SPECIAL TEAMS PLAYER OF THE YEAR, ALL-AAC FIRST TEAM**  
**2022 AP THIRD TEAM ALL-AMERICAN**

- 16 of his 30 attempts this season have been downed inside the 20.
- Posted a 46.8 average and had three of his five punts inside the 20 vs. Iowa State.
- Named to the "Ray Eight" Ray Guy Award weekly top punter list after Oklahoma performance.
- Punted four attempts vs. Oklahoma with a 48.3 average and a season-long 57 yarder. He had two punts of 50-plus and tied a career-high three attempts downed inside the 20 to extend his career total to 55 punts inside the 20.
- His two attempts vs. Miami (OH) were both downed inside the 20.
- Placed three punts inside the 20 at Pittsburgh.
- Named to the preseason watch list for the 2023 Ray Guy Award after being one of three finalists in 2022.
- Selected as preseason All-Big 12 and preseason All-America by Sporting News, Phil Steele and Athlon Sports.
- Ranked fourth with a 46.3 average in 2022 and boasts the top average from last season of any returning punter nationally.
- Named 2022 AAC Special Team Player of the Year and All-AAC First Team and helped Cincinnati rank second nationally in net punting at 44.35.
- Totaled 14 punts of 50-plus yards and 29 punts downed inside the 20 in 2022.
- Set program and AAC records with his 84-yard punt at SMU.
- Had two punts inside the 10 at Arkansas in 2021, punting against his brother, Max.

## CAREER PUNTING STATISTICS

SEASON	NO	YDS	AVG	LONG	120	50+	BL
2021	50	2151	43.0	54	17	5	0
2022	62	2870	46.3	84	29	14	0
2023	30	1,311	43.7	57	16	5	0
<b>TOTAL</b>	<b>142</b>	<b>6371</b>	<b>44.6</b>	<b>84</b>	<b>62</b>	<b>24</b>	<b>0</b>

## CAREER HIGHS

**PUNT ATTEMPTS:** 8, vs. Indiana 9/24/22

**PUNT YARDS:** 373, vs. Indiana 9/24/22

**LONGEST PUNT:** 84, at SMU 10/22/22

**PUNT AVERAGE:** 65.0, at SMU 10/22/22

**PUNTS INSIDE THE 20:** 3, 10 times, last at Oklahoma State 10/28/23



## 96 // CAYSON PFEIFFER

LS / R-SR.\* / 6-0 / 220  
COLUMBUS, OHIO / DUBLIN SCIOTO

- Starting long snapper for four straight seasons and 45 career games.
- Snapped in all eight games.
- Played in all 13 games and snapped on all 45 PAT attempts, 23 field goal attempts and 62 punts as key part of one of the nation's top special teams units in 2022.
- Snapped for Ray Guy Finalist and AAC Special Teams Player of the Year Mason Fletcher and Second Team All-AAC kicker Ryan Coe in 2022.
- Primary long snapper for the second-straight AAC title and College Football Playoff run in 2021, playing all 14 games where he snapped on all 69 PATs, 19 field-goal attempts and 49 punts.

2023 CINCINNATI FOOTBALL

STARTERS											
OFFENSE	LT	LG	C	RG	RT	TE	WR	WR	WR	QB	RB
EKU	Williams	Tinsley	Radosevich	Kandra	Buford	Singletary	Metayer (TE)	Henderson	Wiggins	Jones	Kiner
PITT	Williams	Tinsley	Gerhardt	Kandra	Buford	Singletary	Metayer (TE)	Henderson	Wiggins	Jones	Kiner
MIAMI (OH)	Williams	Tinsley	Gerhardt	Kandra	Buford	Singletary	B. Smith	Henderson	Wiggins	Jones	Kiner
OKLAHOMA	Williams	Tinsley	Gerhardt	Kandra	Buford	Singletary	B. Smith	Henderson	Wiggins	Jones	Kiner
BYU	Williams	Tinsley	Gerhardt	Kandra	Buford	Metayer	Faulk (FB)	Henderson	Wiggins	Jones	Kiner
IOWA ST	Williams	Tinsley	Gerhardt	Kandra	Buford	Singletary	Metayer (TE)	Henderson	Ollie	Jones	Kiner
BAYLOR	Williams	Tinsley	Gerhardt	Kandra	Buford	Metayer	B. Smith	Henderson	Ollie	Jones	Kiner
OK ST	Williams	Tinsley	Gerhardt	Kandra	Buford	Singletary	B. Smith	Henderson	Wiggins	Jones	Kiner
UCF											
HOUSTON											
WVU											
KANSAS											

DEFENSE	DE	DT	DE	OLB	ILB	ILB	STAR	CB	CB	S	S
EKU	Briggs	Corleone	Phillips	Grzesiak	Jones	Dingle	Pace	Young	Anderson Jr.	Ward	Threats
PITT	Briggs	Corleone	Phillips	Grzesiak	Jones	Dingle	Pace	Young	Harris	Ward	Threats
MIAMI (OH)	Briggs	Corleone	Phillips	Grzesiak	Jones	Dingle	Pace	Young	Harris	Ward	Threats
OKLAHOMA	Briggs	Corleone	Phillips	Grzesiak	Jones	Dingle	Willis	Young	Harris	Ward	Threats
BYU	Briggs	Corleone	Phillips	Grzesiak	Jones	Dingle	Pace	Young	Harris	Ward	Threats
IOWA ST	Briggs	Corleone	Phillips	Grzesiak	Thompson	Dingle	Pace	Young	Harris	Ward	Threats
BAYLOR	Briggs	Corleone	Phillips	Grzesiak	Thompson	Dingle	Pace	Young	Harris	Ward	Threats
OK ST	Briggs	Corleone	Phillips	Grzesiak	Thompson	Dingle	Willis	Young	Harris	Ward	Peek Jr.
UCF											
HOUSTON											
WVU											
KANSAS											

START CHART											
	2023	CAR.	CONS.		2023	CAR.	CONS.		2023	CAR.	CONS.
Sammy Anderson Jr., CB	1	2	0	Corey Kiner, RB	8	8	8	Phillip Wilder, OL	0	9	0
Jowon Briggs, DL	8	40	25	Chamon Metayer	5	5	0	John Williams, OL	8	11	8
Deondre Buford, OL	8	10	8	Ryan Montgomery, RB	0	1	0	Ken Willis, DB	2	2	1
Sterling Berkhalter, WR	0	13	0	Donovan Ollie, WR	2	26	0	Dee Wiggins, WR	6	28	1
Dontay Corleone, DL	8	8	8	Deshawn Pace, DB	6	18	0	Ethan Wright, RB	0	1	0
Jack Dingle, LB	8	8	8	Antwan Peek Jr., DB	1	1	1	Jordan Young, CB	8	8	8
Barak Faulk, TE/FB	1	1	0	Eric Phillips, DL	8	18	18				
Gavin Gerhardt, OL	7	20	7	Trevor Radosevich, OL	1	21	0				
Daniel Grzesiak, OLB	8	21	21	Payten Singletary, TE	6	7	1				
Xzavier Henderson, WR	8	21	8	Braden Smith, WR	4	12	2				
Jalen Hunt, DL	0	5	0	Jonathan Thompson, LB	3	3	3				
Dion Hunter, LB	0	6	0	Bryon Threats, DB	8	18	12				
Emory Jones, QB	8	28	8	Dartanyan Tinsley, OL	8	8	8				
Dorian Jones, LB	5	11	0	Malik Vann, DE	0	12	0				
Luke Kandra, OL	8	10	8	Taj Ward, DB	8	20	12				

## THE LAST TIME

## SCORING

Scored 30 or more points	66 vs. ECU (09/0×2/23)
Scored 40 or more points	66 vs. ECU (09/02/23)
Scored 50 or more points	66 vs. ECU (09/02/23)
Scored 60 or more points	66 vs. ECU (09/02/23)
Scored 70 or more points	72 vs. Austin Peay (09/03/11)

## TOTAL OFFENSE

Had more than 400 total yards	442 at Oklahoma State (10/28/23)
Had more than 450 total yards	498 at BYU (09/29/23)
Had more than 500 total yards	538 vs. Miami (Ohio) (09/16/23)
Had more than 550 total yards	667 vs. ECU (09/02/23)
Had more than 600 total yards	667 vs. ECU (09/02/23)
Had more than 650 total yards	667 vs. ECU (09/02/23)
Had more than 700 total yards	741 vs. Alabama A&M (09/15/18)

## RUSHING OFFENSE

Rushed for 150 or more yards	277 at Oklahoma State (10/28/23)
Rushed for 200 or more yards	277 at Oklahoma State (10/28/23)
Rushed for 250 or more yards	277 at Oklahoma State (10/28/23)
Rushed for 300 or more yards	349 vs. UCF (10/14/21)
Rushed for 350 or more yards	409 vs. Alabama A&M (09/15/18)
Rushed for 400 or more yards	409 vs. Alabama A&M (09/15/18)

## PASSING OFFENSE

Passed for 250 or more yards	256 at BYU (09/29/23)
Passed for 300 or more yards	438 vs. ECU (09/02/23)
Passed for 350 or more yards	438 vs. ECU (09/02/23)
Passed for 400 or more yards	438 vs. ECU (09/02/23)
Passed for 450 or more yards	523 @ Houston (11/07/15)
Passed for 500 or more yards	523 @ Houston (11/07/15)
Passed for 600 or more yards	620 @ Memphis (09/24/15)

## SCORING DEFENSE

Allowed 0 points	0 vs. Navy (11/03/18)
Allowed 3 or fewer points	3 @ Temple (11/19/22)
Allowed 7 or fewer points	3 @ Temple (11/19/22)
Allowed 10 or fewer points	3 @ Temple (11/19/22)
Allowed 14 or fewer points	13 vs. ECU (09/02/23)

## TOTAL DEFENSE

Allowed fewer than 75 total yards	53 vs. Kansas (09/20/97)
Allowed fewer than 100 total yards	87 @ Miami OH (09/21/13)
Allowed fewer than 125 total yards	87 @ Miami OH (09/21/13)
Allowed fewer than 150 total yards	129 @ UConn (11/22/14)
Allowed fewer than 175 total yards	164 vs. Boston College (01/02/20)
Allowed fewer than 200 total yards	183 vs. Miami (OH) (09/17/22)
Allowed fewer than 225 total yards	202 @ Temple (11/19/22)
Allowed fewer than 250 total yards	202 @ Temple (11/19/22)

## RUSHING DEFENSE

Allowed 0 or fewer yards	-3 @ Miami OH (10/01/11)
Allowed 25 or fewer yards	5 vs. Memphis (10/31/20)
Allowed 50 or fewer yards	36 at Tulsa (10/01/22)
Allowed 75 or fewer yards	70 at BYU (09/29/23)
Allowed 100 or fewer yards	80 vs. Baylor (10/21/23)

## PASSING DEFENSE

Allowed 0 passing yards	-1 vs. Xavier (10/09/71)
Allowed 50 or fewer yards	47 vs. Navy (11/03/18)
Allowed 100 or fewer yards	84 vs. Navy (11/05/22)
Allowed 150 or fewer yards	139 vs. South Florida (10/08/22)
Allowed 175 or fewer yards	139 vs. South Florida (10/08/22)
Allowed 200 or fewer yards	179 at Pitt (09/09/23)

## SPECIAL SITUATIONS

Scored on the first play from scrimmage	Scott 53-yard pass from Ridder vs. SMU (11/20/21)
Had a game-winning field goal	Ryan Coe, 21 yards vs. ECU (11/11/22)
Kicked a 50-yard field goal	Carter Brown, 54 yards vs. Oklahoma (09/23/23)
UC shutout its opponent	vs. Navy (11/03/18, W, 42-0)
UC was shutout	@ No. 5 Ohio State (09/07/19, L 42-0)
Converted a 2-point play	Evan Prater from Emory Jones vs. Baylor (10/21/23)
A player scored on a pass, rush and rec. TD in same game	Desmond Ridder vs. SMU (11/20/21)

## INDIVIDUAL RUSHING

Had a player rush for 100 or more yards	129 by Corey Kiner & 103 by Myles Montgomery vs. Baylor (10/21/23)
Had a player rush for 150 or more yards	153 by Corey Kiner @ Pitt (09/09/23)
Had a player rush for 200 or more yards	212 by Mike Boone vs. USF (10/24/14)
Had a player rush for 225 or more yards	238 by Richard Hall vs. Miami OH (09/11/04)
Had two players rush for 100 or more yards	129 (Kiner) & 103 (M. Montgomery) vs. Baylor (10/21/23) 104 (R. Montgomery) & 101 (Jones) vs. Miami (OH) (09/16/23)
Had a player rush for 2 or more TDs	2 by Myles Montgomery vs. Baylor (10/21/23)
Had a player rush for 3 or more TDs	4 by Jerome Ford vs. UCF (10/14/21)
Had a player rush for 4 or more TDs	4 by Jerome Ford vs. UCF (10/14/21)
Had a player rush for 5 or more TDs	6 by Ike Stewart vs. Transylvania (10/05/1912)

## INDIVIDUAL PASSING

Had a player pass for 200 or more yards	256 by Emory Jones at BYU (09/29/23)
Had a player pass for 250 or more yards	256 by Emory Jones at BYU (09/29/23)
Had a player pass for 300 or more yards	345 by Emory Jones vs. ECU 09/02/23)
Had a player pass for 350 or more yards	354 by Ben Bryant vs. Indiana (09/24/22)
Had a player pass for 400 or more yards	523 by Gunner Kiel @ Houston (11/07/15)
Had a player pass for 450 or more yards	523 by Gunner Kiel @ Houston (11/07/15)
Had a player pass for 500 or more yards	523 by Gunner Kiel @ Houston (11/07/15)
Had a player pass for 2 or more TDs	2 by Emory Jones vs. Baylor (10/21/23)
Had a player pass for 3 or more TDs	3 by Emory Jones at BYU (09/29/23)
Had a player pass for 4 or more TDs	5 by Emory Jones vs. ECU 09/02/23)
Had a player pass for 5 or more TDs	5 by Emory Jones vs. ECU 09/02/23)
Had a player pass for 6 or more TDs	6 by Gunner Kiel vs. Toledo (09/12/14)
Had a player complete 20 passes	23 by Emory Jones at BYU (09/29/23)
Had a player complete 30 passes	31 by Desmond Ridder at South Florida (11/12/21)
Had a player complete 35 passes	35 by Deontey Kenner @ Southern Miss (10/23/99)
Had a player complete 10 straight passes	10 by Emory Jones vs. ECU (09/03/23)
Had a player complete 12 straight passes	12 by Ben Bryant vs. Miami (OH) (09/17/22)
Had a player complete 10 straight passes to open game	10 by Emory Jones vs. ECU (09/03/23))
Had a player complete 12 straight passes to open game	12 by Ben Bryant vs. Miami (OH) (09/17/22)
Had a player throw 30 passes	30 by Emory Jones vs. Baylor (10/21/23)
Had a player throw 35 passes	37 by Emory Jones at BYU (09/29/23)
Had a player throw 40 passes	45 by Ben Bryant at UCF (10/29/22)
Had a player throw 45 passes	45 by Ben Bryant at UCF (10/29/22)
Had a player throw 50 passes	50 by Desmond Ridder @ SMU (10/27/18)

## INDIVIDUAL RECEIVING

Had a player with 10 or more receptions in a game	12 by Xzavier Henderson vs. Miami (Ohio) (09/16/23)
Had a player with 11 or more receptions in a game	12 by Xzavier Henderson vs. Miami (Ohio) (09/16/23)
Had a player with 12 or more receptions in a game	12 by Xzavier Henderson vs. Miami (Ohio) (09/16/23)
Had a player with 13 or more receptions in a game	15 by Shaq Washington @ ECU (11/28/15)
Had a player with 14 or more receptions in a game	15 by Shaq Washington @ ECU (11/28/15)
Had a player with 15 or more receptions in a game	15 by Shaq Washington @ ECU (11/28/15)
Had a player receive 100 or more yards	Xzavier Henderson (140) vs. Miami (Ohio) (09/16/23)
Had a player receive 150 or more yards	Tyler Scott (185) vs. Indiana (09/24/22)
Had a player receive 200 or more yards	203 by Kahlil Lewis vs. ECU (11/23/18)
Had a player receive 250 or more yards	254 by Tom Rossley vs. Louisville (11/09/68)
Had a player receive for 2 or more TDs	2 by Xzavier Henderson vs. Baylor (10/21/23)
Had a player receive for 3 or more TDs	3 by Tyler Scott vs. Indiana (09/24/22)

## GAMES AGAINST RANKED TEAMS

Beat a top 25 team	No. 16 Houston, 35-20 (12/04/21)
Beat a top 10 team	@ No. 9 Notre Dame, 24-13 (10/02/21)
Beat a ranked opponent @ home	No. 16 Houston, 35-20 (12/04/21)
Beat a ranked opponent on the road	@ No. 9 Notre Dame, 24-13 (10/02/21)
Beat a ranked opponent @ a neutral site	vs. No. 25 vs. Virginia Tech (FedEx Field/09/29/12)
Beat back-to-back ranked opponents	10/30/08-11/08/08 #24 USF & @ #20 West Virginia
Lost to a ranked opponent @ home	No. 16 Oklahoma, 6-20 (09/23/23)

## RETURNS/SPECIAL TEAMS/DEFENSE

Returned a KO for a TD	Jadon Thompson, 100 yards vs. ECU (11/11/22)
Returned a Punt for a TD	Mardy Gilyard, 53 yards (9/12/09 vs. SEMO)
Had Two Interceptions	2 by Coby Bryant vs. USF (10/03/20)
Had Three Interceptions	3 by Mike Tyson @ Purdue (09/10/16)
Recorded a Safety	@ UCLA (09/01/18)
Returned an INT for a TD	Deshawn Pace, 18 yards at Tulsa (10/01/22)
Returned 2 INTs for TDs	D. Battle-30 yards & C. Cheatham-53 yards vs. Akron (9/17/11)
Recovered a fumble in endzone for a TD	Josiah Deguara @ Marshall (09/28/19)
Returned a fumble for a TD	Dominique Perry, 14 yards vs. Indiana (09/24/22)
Executed a successful onside kick	Kick by Miliano/Recovered by Morrison @ Rutgers (11/16/13)
Blocked a FG	Iowon Briggs on 25-yard attempt vs. Navy (11/05/22)
Blocked a PAT	Lorenz Metz vs. Temple (11/23/19 - fourth quarter)
Returned a blocked PAT for 2 points	Coby Bryant, 98 yards vs. Temple (11/23/19)
Blocked a punt	Ryan Royer at East Carolina (11/26/21)

## SINGLE-GAME TEAM OFFENSE

Most Points	124 vs. Transylvania (1912)
Most Touchdowns	14 vs. Transylvania (1912)
Most Rushing Attempts	83 vs. Louisiana-Monroe (1977)
Most Rushing Yards	464 vs. Case-Western Reserve (1953)
	464 vs. Virginia Military Institute (1953)
Most Rushing Touchdowns	14 vs. Transylvania (1912)
Most Passing Attempts	64 at Memphis (2015)
Most Passes Completed	38 at Memphis (2015)
Most Passing Yards	620 at Memphis (2015)
Most Interceptions Thrown	6 vs. Xavier (1972)
Most Touchdown Passes	6 vs. Toledo (2014); vs. Illinois (2009)
Most Offensive Plays	100 at Memphis (2015)
Most Yards Total Offense	752 at Memphis (2015)
Most First Downs	38 at Memphis (2015); 38 vs. Austin Peay (2018)
Most Fumbles	15 vs. Louisville (1970)
Most Fumbles Lost	7 vs. Virginia Military Institute (1951)
Most Turnovers	9 vs. Xavier (1955)
	9 vs. Hardin-Simmons (1955)
	9 vs. Virginia Military Institute (1951)
Most Penalties	18 vs. Kansas State (1951)
Most Penalty Yards	176 vs. Louisville (1968)
Most Punts	13 vs. Pittsburgh (1981)
	13 vs. Mississippi State (1948)
Most Punting Yards	510 vs. Louisville (1996)
Most Punt Return Yards	177 vs. Ohio (1949)
Most Kickoff Return Yards	295 vs. Memphis (1971)
Fewest Rushing Attempts	15 vs. Illinois (2009)
Fewest Rushing Yards	-23 vs. Rutgers (2005)
Fewest Passes Completed	0 vs. Dayton (1970)
Fewest Passing Yards	0 vs. Dayton (1970)
Fewest Yards Total Offense	46 vs. North Texas State (1959)
Fewest First Downs	3 vs. West Virginia (1989)
Fewest Penalties	1 five times
	vs. Rutgers (1994), vs. Louisville (1966), vs. Memphis (1966), vs. Army (1963), vs. Hawai'i (1954)
Fewest Yards Penalized	4 vs. Memphis (1966)
Fewest Punts	0 vs. Miami (OH) (2008)
	0 vs. Memphis (1998)
	0 vs. Miami (OH) (1954)

## SINGLE-GAME TEAM DEFENSE

Fewest Rushing Attempts Allowed	17 vs. Dayton (1961)
Fewest Rushing Yards Allowed	-46 vs. Kansas (1997)
Fewest Passing Attempts	1 vs. Boston College (1964)
Fewest Pass Completions Allowed	0 six times
	vs. Louisville (1974), vs. Ohio (1973), vs. Boston College (1964), vs. Indiana (1963), vs. Ohio (1949)
Fewest Passing Yards Allowed	-1 vs. Xavier (1971)
Fewest Yards Total Offense Allowed	18 vs. Louisiana-Lafayette (1973)
Most Points Allowed	81 vs. Penn State (1991)
Most Rushing Attempts Allowed	86 vs. West Virginia (1969)
Most Rushing Yards Allowed	539 vs. Northern Illinois (1989)
Most Passing Attempts Allowed	67 vs. Louisville (1997)
Most Pass Completions Allowed	37 vs. East Carolina (1997)
Most Passing Yards Allowed	482 vs. Florida (2010)
Most Yards Total Defense Allowed	742 vs. Louisville (1998)
Most Passes Intercepted	7 vs. Kansas State (1951)
Most Interception Return Yards	162 vs. Dayton (1956)
Most Turnovers Forced	8 vs. Rice (1974)

## SINGLE-GAME INDIVIDUAL OFFENSE

Rushing Attempts	45 by Steve Cowan vs. Ohio (1970)
Rushing Yards	306 by Bob Hynes vs. Case Western Reserve (1923)
Yards Per Rush	29.5 by Mike Boone at Miami (OH) (4 carries, 118 yards) (2015)
Rushing Touchdowns	6 by Ike Stewart vs. Transylvania (1912)
	6 by Bob Heuck vs. Transylvania (1912)
Passing Attempts	59 by Deontey Kenner vs. Southern Miss (1999)
Passing Completions	35 by Deontey Kenner vs. Southern Miss (1999)
	35 by Greg Cook vs. Ohio (1968)
Passing Yards	557 by Hayden Moore at Memphis (2015)
Passing Touchdowns	6 by Gunner Kiel (2014); by Tony Pike vs. Illinois (2009)
Interceptions Thrown	6 by Mike Shoemaker vs. Xavier (1972)
Receptions	15 by Shaq Washington at East Carolina (2015)
Receiving Yards	254 by Tom Rossley vs. Louisville (1968)
Yards Per Reception	73.7 by Chris Moore at Ohio State (3 receptions, 221 yards) (2014)
Receiving Touchdowns	3 by nine players, last by Tyler Scott vs Indiana (2022)
All-Purpose Yards (Rsh., Rec. and Ret.)	381 by Mardy Gilyard at Pittsburgh (2009)
Total Yards	564 by Hayden Moore at Memphis (2015)
Total Points	51 by Ike Stewart vs. Transylvania (1912)
Touchdowns	8 by Ike Stewart vs. Transylvania (1912)
Extra Points Made	12 by Alonzo Weiss vs. Transylvania (1912)
Field Goals Made	5 by Ryan Coe at SMU (2022)
Punts	13 by Phil Peckich at Pittsburgh (1981)
Punting Yards	510 by Steve Smith at Louisville (1996)
Punting Average	65.0 by Mason Fletcher at SMU (3 punts) (2022)
Kickoff Returns	8 by Mardy Gilyard at Pittsburgh (2009)
	8 by LaDaris Vann vs. East Carolina (1999)
Kickoff Return Yards	256 by Mardy Gilyard at Pittsburgh (2009)
Kickoff Returns For Touchdowns	1 by 20 players
	last by Mardy Gilyard at Pittsburgh (2009)
Punt Returns	7 by Mike Daniels vs. Western Carolina (2005)
	7 by Tinker Keck vs. Kansas (1997)
	7 by Charley Bland vs. Villanova (1973)
Punt Return Yards	161 by Gene Gibson vs. Ohio (1949)
Punt Return Touchdowns	2 by Tinker Keck vs. Louisville (1997)
	2 by Gene Gibson vs. Ohio (1949)

## SINGLE-GAME INDIVIDUAL DEFENSE

Total Tackles	19 by Greg Blair at Louisville (10/26/12) *
	Frank Callicott vs. UAB (11/30/02) *
	Jeff Luc vs. Miami (Ohio) (9/20/14) *
Tackles For A Loss	5.5 by Brandon Mills vs. Rutgers (11/20/10) *
Sacks	4.0 by Alex Daniels at Miami (Ohio) (10/3/09) *
	Antwan Peek vs. Louisiana-Monroe (12/1/01) *
Forced Fumbles	3 by Antwan Peek vs. Louisiana Monroe (12/1/01) *
Fumble Recoveries	2 by Willis Edwards vs. Memphis (10/26/02) *
	Ivan Fields at Memphis (11/11/00) *
	Jeff Luc vs. USF (10/14/14) *
	Wes Richardson at NC State (9/16/10) *
Pass Break Ups	4 by Justin Harris at Pittsburgh (09/09/23) *
	Linden Stephens at Miami (Ohio) (9/16/17)) *
	Mike Mickens vs. Rutgers (11/18/06) *
	Zach Norton vs. Louisville (10/27/01) *
Interceptions	4 by Bob Hynes vs. Ohio Northern (1923)
Interception Return Yards	123 by Shawn Ferguson vs. Memphis (1998)
Interception Returns for Touchdowns	2 by Shawn Ferguson vs. Memphis (1998)
Blocked Kicks	2 by Connor Barwin at Marshall (10/3/08) *
	Antwan Peek vs. Miami (10/28/00) *

\* - Since 2000



## GAME-BY-GAME RECAPS

vs. EKU  
SEPTEMBER 2, 2023  
CINCINNATI, OHIO



	1	2	3	4	F
Eastern Kentucky	0	7	3	3	13
Cincinnati	21	21	10	14	66

## SCORING PLAYS

1st	11:45	CIN	Henderson, Xzavier 49 yd pass from Jones, Emory (Brown, Carter kick) 7-71, 03:09, EKU 0 - CIN 7
1st	06:52	CIN	Wiggins, Dee 39 yd pass from Jones, Emory (Brown, Carter kick) 5-87, 02:07, EKU 0 - CIN 14
1st	01:41	CIN	Jones, Emory 1 yd run (Brown, Carter kick) 9-80, 03:46, EKU 0 - CIN 21
2nd	11:47	CIN	Singletary, Payten 1 yd pass from Jones, Emory (Brown, Carter kick) 4-77, 01:23, EKU 0 - CIN 28
2nd	07:17	CIN	Jones, Emory 12 yd run (Brown, Carter kick) 8-65, 03:04, EKU 0 - CIN 35
2nd	05:08	EKU	Brown, Hunter 17 yd pass from McKinney, Parker (Nations, Patrick kick) 4-74, 02:03, EKU 7 - CIN 35
2nd	00:49	CIN	Smith, Braden 48 yd pass from Jones, Emory (Brown, Carter kick) 10-84, 04:14, EKU 7 - CIN 42
3rd	13:21	CIN	Brown, Carter 46 yd field goal 4-(- 9), 01:27, EKU 7 - CIN 45
3rd	08:12	EKU	Nations, Patrick 42 yd field goal 4-(- 7), 01:44, EKU 10 - CIN 45
3rd	02:42	CIN	Turner, Aaron 6 yd pass from Jones, Emory (Brown, Carter kick) 11-75, 05:30, EKU 10 - CIN 52
4th	13:39	CIN	Lichtenberg, Brady 4 yd run (Brown, Carter kick) 6-37, 02:39, EKU 10 - CIN 59
4th	06:30	EKU	Nations, Patrick 43 yd field goal 13-49, 07:09, EKU 13 - CIN 59
4th	04:37	CIN	Jackson Jr., Barry 65 yd pass from Lichtenberg, Brady (Brown, Carter kick) 4-75, 01:53, EKU 13 - CIN 66

	CIN	EKU
FIRST DOWNS	30	15
RUSHES-YARDS (NET)	44-229	32-125
PASSING YDS (NET)	438	177
Passes Att-Comp-Int.	23-27-0	13-25-2
TOTAL OFFENSE PLAYS-YARDS	71-667	57-302
Fumble Returns-Yards	0-0	0-0
Punt Returns-Yards	4-34	0-0
Kickoff Returns-Yards	2-42	6-118
Interception Returns-Yards	2-6	0-0
Punts (Number-Avg)	4-47	1-45
Fumbles-Lost	3-1	3-1
Penalties-Yards	7-55	7-42
Possession Time	31:46	28:14
Third-Down Conversions	10 of 14	3 of 11
Fourth-Down Conversions	2 of 2	0 of 1
Red-Zone Scores-Chances	6-6	2-2
Sacks By: Number-Yards	3-19	2-10

**RUSHING:** Cincinnati- KINER, Corey 13-105; MONTGOMERY, Myles 7-43; TURNER, Aaron 3-31; JONES, Emory 9-26; MONTGOMERY, Ryan 4-11; WRIGHT, Ethan 4-6; LICHTENBERG, Brady 1-4; DROGOSH, Brady 3-3  
EKU- CARTER, Joshua 7-68; HERGOTT, Cameron 6-40; LATHAM, Brayden 7-21; SLOAN, Braedon 4-12; MAGLOIRE, Kyeandre 3(-1); MCKINNEY, Parker 5(-15)

**PASSING:** Cincinnati- JONES, Emory 19-23-0-345; LICHTENBERG, Brady 4-4-0-93.  
EKU- MCKINNEY, Parker 13-24-2-177; HERGOTT, Cameron 0-1-0-0

**RECEIVING:** Cincinnati- HENDERSON, Xzavier 7-149; SMITH, Braden 4-72; JACKSON JR., Barry 1-65; WIGGINS, Dee 1-39; SCOTT, Chris 1-32; PRATER, Evan 3-31; MONTGOMERY, Ryan 1-25; TURNER, Aaron 3-14; WRIGHT, Ethan 1-10; SINGLETARY, Payten 1-1  
EKU- SMITH, Jaden 5-81; BURBAGE, Jalen 2-30; BROWN, Hunter 2-20; MANNAN, Mena 1-16; MAGLOIRE, Kyeandre 1-13; SLOAN, Braedon 1-9; HENSLEY, Jackson 1-8

at Pittsburgh  
SEPTEMBER 9, 2023  
PITTSBURGH, PA.



	1	2	3	4	F
Cincinnati	10	10	7	0	27
Pittsburgh	7	0	0	14	21

## SCORING PLAYS

1st	13:06	CIN	Singletary 12 yd pass from Jones (Brown kick) 4-64, 01:24, CIN 7 - PITT 0
1st	8:57	CIN	Brown 22 yd field goal 5-74, 2:20, CIN 10 - PITT 0
1st	4:17	PITT	Mumpfield 5 yd pass from Jurkovec (Sauls kick) 10-75, 4:40, CIN 10 - PITT 7
2nd	13:20	CIN	Kiner 7 yd rush (Brown kick) 7-76, 3:07, CIN 17 - PITT 7
2nd	0:05	CIN	Brown 47 yd field goal 17-69, 8:11, CIN 20 - PITT 7
3rd	9:17	CIN	Smith 21 yd pass from Jones (Brown kick) 4-36, 1:44, CIN 27 - PITT 7
4th	14:48	PITT	Mumpfield 9 yd pass from Jurkovec (Sauls kick) 7-48, 2:06, CIN 27 - PITT 14
4th	11:53	PITT	Bartholomew 16 yd pass from Jurkovec (Sauls kick) 4-86, 0:45, CIN 27 - PITT 21

	CIN	PITT
FIRST DOWNS	20	18
RUSHES-YARDS (NET)	42-216	29-83
PASSING YDS (NET)	155	179
Passes Att-Comp-Int.	19-27-1	10-32-0
TOTAL OFFENSE PLAYS-YARDS	69-371	61-262
Fumble Returns-Yards	0-0	0-0
Punt Returns-Yards	2-5	2-8
Kickoff Returns-Yards	1-15	2-28
Interception Returns-Yards	0-0	1-2
Punts (Number-Avg)	5-198	5-237
Fumbles-Lost	0-0	2-1
Penalties-Yards	7-90	5-35
Possession Time	26:32	25:17
Third-Down Conversions	6 of 16	5 of 14
Fourth-Down Conversions	2 of 2	2 of 3
Red-Zone Scores-Chances	3-3	3-3
Sacks By: Number-Yards	5-38	2-7

**RUSHING:** Cincinnati- KINER, Corey 20-153; TURNER, Aaron 2-22; JONES, Emory 11-17; WIGGINS, Dee 1-13; MONTGOMERY, Myles 3-13; MONTGOMERY, Ryan 3-6.  
Pittsburgh- FLEMMISTER, C'Bo 6-38; CARTER, Daniel 6-25; HAMMOND JR., Rodney 6-21; JURKOVEC, Phil 10-38.

**PASSING:** Cincinnati- JONES, Emory 18-26-1-125; SMITH, Braden 1-1-0-30.  
Pittsburgh- JURKOVEC, Phil 10-32-0-179.

**RECEIVING:** Cincinnati- SMITH, Braden 5-59; SINGLETARY 4-24; WIGGINS, Dee 3-52; METAYER, Chamon 2-7; KINER, Corey 2-2; HENDERSON, Xzavier 1-10; TURNER, Aaron 1-1; MONTGOMERY, Ryan 1-0.  
Pittsburgh- MUMPFIELD, Konata 4-53; BARTHOLOMEW, Gavin 3-80; REYNOLDS, Daejon 2-36; JOHNSON, Karter 1-10.

vs. Miami (OH)  
SEPTEMBER 16, 2023  
CINCINNATI, OHIO



	1	2	3	4	OT	F
Miami (OH)	7	7	7	3	7	31
Cincinnati	10	3	3	8	0	24

## SCORING PLAYS

1st	14:45	MIA	Larvadain 79 yd pass from Gabbert (Nicholson kick) 1-79, 00:11, MIA 7 - CIN 0
1st	11:47	CIN	Kiner 4 yd rush (Brown kick) 6-75, 2:58, MIA 7 - CIN 7
1st	1:40	CIN	Brown 23 yd field goal 11-72, 4:48, MIA 7 - CIN 10
2nd	9:22	MIA	Larvadain 17 yd pass from Gabbert (Nicholson kick) 12-69, 7:12, MIA 14 - CIN 10
2nd	1:52	CIN	Brown 23 yd field goal 16-79, 7:23, MIA 14 - CIN 13
3rd	7:23	CIN	Brown 23 yd field goal 11-62, 4:21, MIA 14 - CIN 16
3rd	3:01	MIA	Davis 1 yd run (Nicholson kick) 9-75, 4:22, MIA 21 - CIN 16
4th	13:52	CIN	Jones 17 yd run (Metayer pass) 11-75, 4:09, MIA 21 - CIN 24
4th	5:10	MIA	Nicholson 20 yd field goal 7-88, 3:09, MIA 24 - CIN 24
OT	0:00	MIA	Wilkins Jr. 8 yd pass from Gabbert (Nicholson kick) 2-25, 0:00, MIA 31 - CIN 24

	CIN	MIA
FIRST DOWNS	30	16
RUSHES-YARDS (NET)	57-273	29-121
PASSING YDS (NET)	265	237
Passes Att-Comp-Int.	18-34-2	12-20-1
TOTAL OFFENSE PLAYS-YARDS	91-538	49-358
Fumble Returns-Yards	0-0	0-0
Punt Returns-Yards	2-0	0-0
Kickoff Returns-Yards	2-31	3-48
Interception Returns-Yards	1-33	2-25
Punts (Number-Avg)	2-88	4-208
Fumbles-Lost	1-0	1-1
Penalties-Yards	10-78	7-42
Possession Time	36:18	23:42
Third-Down Conversions	8 of 17	4 of 10
Fourth-Down Conversions	1 of 3	1 of 1
Red-Zone Scores-Chances	5-8	4-4
Sacks By: Number-Yards	2-12	2-9

**RUSHING:** Cincinnati- MONTGOMERY, Ryan 20-104; JONES, Emory 20-101; KINER, Corey 14-31; METAYER, Chamon 1-27; MONTGOMERY, Myles 1-8; PRATER, Evan 1-2.

Miami (OH)- GABBERT, Brett 9-75; AMOS, Rashad 8-18; LARVADAIN, Gage 4-13; TRACY, Kenny 3-10; MOZEE, Keyon 1-4; DAVIS, Kevin 2-3.

**PASSING:** Cincinnati- JONES, Emory 18-34-2-265.

Miami (OH)- GABBERT, Brett 12-20-1-237.

**RECEIVING:** Cincinnati- HENDERSON, Xzavier 12-140; WIGGINS, Dee 3-51; SMITH, Braden 1-37; SINGLETARY, Payten 1-32; PRATER, Evan 1-5  
Miami (OH)- LARVADAIN, Gage 2-96; MARSHALL, Miles 3-54; TRACY, Javon 2-45; WILKINS JR., Joe 3-29; TRACY, Kenny 1-8; DAVIS, Kevin 1-5.

## GAME-BY-GAME RECAPS

vs. Oklahoma  
SEPTEMBER 23, 2023  
CINCINNATI, OHIO



	1	2	3	4	F
Oklahoma	7	3	7	3	20
Cincinnati	3	0	3	0	6

## SCORING PLAYS

1st	7:39	CIN	Brown, Carter 40 yd field goal
			9-37, 03:45, OU 0 - CIN 3
1st	00:34	OU	Anderson, Nick 5 yd pass from Gabriel, Dillon (Schmit, Zach kick)
			6-66, 01:47, OU 7 - CIN 3
2nd	08:40	OU	Schmit, Zach 34 yd field goal
			12-72, 04:51, OU 10 - CIN 3
3rd	08:22	CIN	Brown, Carter 54 yd field goal
			12-49, 04:32, OU 10 - CIN 6
3rd	05:23	OU	Gabriel, Dillon 1 yd rush (Schmit, Zach kick)
			9-75, 02:59, OU 17 - CIN 6
4th	10:59	OU	Schmit, Zach 30 yd field goal
			9-67, 04:33, OU 20 - CIN 6

	CIN	OU
FIRST DOWNS .....	21	21
RUSHES-YARDS (NET) .....	37-141	34-103
PASSING YDS (NET) .....	235	322
Passes Att-Comp-Int.....	22-42-2	26-38-0
TOTAL OFFENSE PLAYS-YARDS .....	79-376	72-425
Fumble Returns-Yards.....	0-0	0-0
Punt Returns-Yards .....	2-2	1-7
Kickoff Returns-Yards.....	0-0	1-9
Interception Returns-Yards .....	0-0	2-0
Punts (Number-Avg) .....	4-193	6-232
Fumbles-Lost.....	0-0	3-1
Penalties-Yards.....	2-20	8-53
Possession Time.....	32:25	27:35
Third-Down Conversions.....	3 of 15	6 of 16
Fourth-Down Conversions .....	1 of 4	1 of 1
Red-Zone Scores-Chances.....	0-2	4-5
Sacks By: Number-Yards.....	2-14	2-14

**RUSHING:** Cincinnati- JONES, Emory 15-42; KINER, Corey 10-39; MONTGOMERY, Myles 6-37; MONTGOMERY, Ryan 3-14; WRIGHT, Ethan 2-9.  
OU- MAJOR, Marcus 15-63; GABRIEL, Dillon 11-23; WALKER, Tawee 5-15; FAROOQ, Jalil 2-3.

**PASSING:** Cincinnati- JONES, Emory 22-41-2-235; SMITH, Braden 0-1-1-0.  
OU- GABRIEL, Dillon 26-38-0-322;

**RECEIVING:** Cincinnati- METAYER, Chamon 3-50; WIGGINS, Dee 6-45; HENDERSON, Xzavier 3-41; KINER, Corey 3-37; SMITH, Braden 3-30; PRATER, Evan 2-24; TURNER, Aaron 1-11; MONTGOMERY, Myles 1-(-3)

OU- ANTHONY, Andrel 7-117; STOOPS, Drake 6-45; FAROOQ, Jalil 2-45; ANDERSON, Nic 3-35; WALKER, Tawee 2-27; MAJOR, Marcus 2-18; FREEMAN, Gavin 2-9; GIBSON, Jayden 1-21; STOGNER, Austin 1-5.

at BYU  
September 29, 2023  
PROVO, UTAH



	1	2	3	4	F
Cincinnati	0	10	10	7	27
BYU	7	7	14	7	35

## SCORING PLAYS

1st	8:28	BYU	Robinson, Jakob 42 yd interception (Ferrin, Will kick)
			CIN 0 - BYU 7
2nd	10:59	CIN	Metayer, Chamon 27 yd pass from Jones, Emory (Brown, Carter kick)
			17-90, 06:49, CIN 7 - BYU 7
2nd	00:44	CIN	Brown, Carter 33 yd field goal
			9-42, 02:49, CIN 10 - BYU 7
2nd	00:06	BYU	Lassiter, Darius 22 yd pass from Slovis, Kedon (Ferrin, Will kick)
			3-82, 00:30, CIN 10 - BYU 14
3rd	11:38	BYU	Martin, LJ 29 yd run (Ferrin, Will kick)
			5-73, 02:02, CIN 10 - BYU 21
3rd	05:24	CIN	Brown, Carter 22 yd field goal
			14-71, 06:14, CIN 13 - BYU 21
3rd	02:53	BYU	Roberts, Chase 59 yd pass from Slovis, Kedon (Ferrin, Will kick)
			4-75, 02:31, CIN 13 - BYU 28
3rd	00:59	CIN	Metayer, Chamon 23 yd pass from Jones, Emory (Brown, Carter kick)
			5-75, 01:54, CIN 20 - BYU 28
4th	12:41	BYU	Martin, LJ 1 yd run (Ferrin, Will kick)
			5-15, 02:19, CIN 20 - BYU 35
4th	00:26	CIN	Smith, Braden 31 yd pass from Jones, Emory (Brown, Carter kick)
			8-80, 01:10, CIN 27 - BYU 35

	CIN	BYU
FIRST DOWNS .....	26	17
RUSHES-YARDS (NET) .....	47-242	28-70
PASSING YDS (NET) .....	256	225
Passes Att-Comp-Int.....	23-37-1	14-25-0
TOTAL OFFENSE PLAYS-YARDS .....	84-498	53-295
Fumble Returns-Yards.....	0-0	0-0
Punt Returns-Yards .....	2-2	1-(-1)
Kickoff Returns-Yards.....	0-0	2-18
Interception Returns-Yards .....	0-0-0	1-42-1
Punts (Number-Avg) .....	3-125	6-306
Fumbles-Lost.....	1-1	2-0
Penalties-Yards.....	7-63	4-25
Possession Time.....	35:01	24:59
Third-Down Conversions.....	9 of 18	4 of 11
Fourth-Down Conversions .....	1 of 3	0 of 0
Red-Zone Scores-Chances.....	2-2	1-2
Sacks By: Number-Yards.....	0-0	1-10

**RUSHING:** Cincinnati- JONES, Emory 14-94; KINER, Corey 19-77; MONTGOMERY, Myles 12-61; TURNER, Aaron 1-6; WRIGHT, Ethan 1-4.  
BYU- MARTIN, LJ 16-66; DAVIS, Miles 4-17; SLOVIS, Kedon 2-4; SMITH, Deion 2-1; ROBERTS, Chase 1-1; MARION, Keelan 1-0.

**PASSING:** Cincinnati- JONES, Emory 23-37-1-256. BYU- SLOVIS, Kedon 13-24-0-223; MARTIN, LJ 1-1-0-2.

**RECEIVING:** Cincinnati- HENDERSON, Xzavier 7-74; SMITH, Braden 4-72; METAYER, Chamon 3-59; KINER, Corey 3-12; PRATER, Evan 2-11; MONTGOMERY, Myles 2-5; TURNER, Aaron 1-17; WIGGINS, Dee 1-6.

BYU- ROBERTS, Chase 6-131; HILL, Keanu 3-41; LASSITER, Darius 1-22; REX, Issac 1-14; MARION, Keelan 1-13; MARTIN, LJ 1-2; SLOVIS, Kedon 1-2.

vs. Iowa State  
October 14, 2023  
CINCINNATI, OHIO



	1	2	3	4	F
Iowa State	3	14	6	7	30
Cincinnati	7	0	3	0	10

## SCORING PLAYS

1st	05:31	ISU	Contreras, Chase 30 yd field goal
			6-23, 02:12, ISU 3 - CIN 0
1st	00:42	CIN	Metayer, Chamon 20 yd pass from Jones, Emory (Brown, Carter kick)
			10-75, 04:49, ISU 3 - CIN 7
2nd	07:48	ISU	Becht, Rocco 2 yd rush (Contreras, Chase kick)
			15-59, 07:45, ISU 10 - CIN 7
2nd	03:43	ISU	Brahmer, Benjamin 14 yd pass from Becht, Rocco (Contreras, Chase kick)
			5-81, 01:39, ISU 17 - CIN 7
3rd	10:45	ISU	Contreras, Chase 34 yd field goal
			7-12, 04:03, ISU 20 - CIN 7
3rd	04:03	CIN	Brown, Carter 36 yd field goal
			14-56, 06:42, ISU 20 - CIN 10
3rd	01:10	ISU	Contreras, Chase 30 yd field goal
			6-45, 02:53, ISU 23 - CIN 10
4th	10:00	ISU	Klotz, Stevo 13 yd pass from Becht, Rocco (Contreras, Chase kick)
			7-69, 04:05, ISU 30 - CIN 10

	CIN	ISU
FIRST DOWNS .....	15	17
RUSHES-YARDS (NET) .....	33-115	38-123
PASSING YDS (NET) .....	99	241
Passes Att-Comp-Int.....	15-29-2	15-25-0
TOTAL OFFENSE PLAYS-YARDS .....	62-214	63-364
Fumble Returns-Yards.....	0-0	0-0
Punt Returns-Yards .....	0-0	3-3
Kickoff Returns-Yards.....	2-38	2-110
Interception Returns-Yards .....	0-0-0	2-0-0
Punts (Number-Avg) .....	5-234	3-126
Fumbles-Lost.....	1-0	0-0
Penalties-Yards.....	6-49	5-55
Possession Time.....	26:20	33:40
Third-Down Conversions.....	3 of 13	5 of 15
Fourth-Down Conversions .....	1 of 3	3 of 3
Red-Zone Scores-Chances.....	2-2	6-6
Sacks By: Number-Yards.....	2-8	2-10

**RUSHING:** Cincinnati- JONES, Emory 15-72; KINER, Corey 11-29; MONTGOMERY, Myles 4-8; TURNER, Aaron 2-3; LICHTENBURG, Brady 1-3.

ISU- SANDERS, Eli 16-52; NORTON, Cartevious 6-28; HANSEN, Carson 5-25; BECHT, Rocco 10-12; CONTRERAZ, Chase 1-6.

**PASSING:** Cincinnati- JONES, Emory 14-26-2-96; LICHTENBURG, Brady 1-3-0-3. ISU- BECHT, Rocco 15-25-0-241.

**RECEIVING:** Cincinnati- METAYER, Chamon 4-43; SMITH, Braden 5-37; WIGGINS, Dee 1-11; TURNER, Aaron 1-4; MONTGOMERY, Myles 2-3; KINER, Corey 2-1.

ISU- HIGGINS, Jayden 6-172; NOEL, Jaylin 3-24; BRAHMER, Benjamin 2-23; KLOTZ, Stevo 2-16; MOORE, Tyler 2-6.

vs. Baylor  
OCTOBER 21, 2023  
CINCINNATI, OHIO



## GAME-BY-GAME RECAPS

at Oklahoma St.  
October 28, 2023  
STILLWATER, OKLAHOMA



	1	2	3	4	F
Baylor	3	17	9	3	32
Cincinnati	0	14	0	15	29

### SCORING PLAYS

1st	05:55	BAY	Hankins, Isaiah 54 yd field goal
			4-3, 02:02, BAY 3 - CIN 0
2nd	14:55	CIN	Henderson, Xzavier 4 yd pass from Jones, Emory (Brown, Carter kick)
			14-75, 06:00, BAY 3 - CIN 7
2nd	12:16	BAY	Shapen, Blake 3 yd run (Hankins, Isaiah kick)
			7-75, 02:39, BAY 10 - CIN 7
2nd	12:09	BAY	Vaughns, Byron 15 yd fumble return (Hankins, Isaiah kick)
			0-0, 00:00, BAY 17 - CIN 7
2nd	07:18	BAY	Hankins, Isaiah 43 yd field goal
			8-47, 02:44, BAY 20 - CIN 7
2nd	05:59	CIN	Montgomery, Myles 38 yd run (Brown, Carter kick)
			4-75, 01:19, BAY 20 - CIN 14
3rd	12:17	BAY	Roberts, Jake 6 yd pass from Shapen, Blake (Baldwin, Monaray pass from Shapen, Blake failed)
			6-75, 02:43, BAY 26 - CIN 14
3rd	05:00	BAY	Hankins, Isaiah 46 yd field goal
			9-56, 04:34, BAY 29 - CIN 14
4th	14:20	CIN	Montgomery, Myles 1 yd run (Brown, Carter kick)
			12-62, 05:32, BAY 29 - CIN 21
4th	07:01	BAY	Hankins, Isaiah 43 yd field goal
			15-57, 07:14, BAY 32 - CIN 21
4th	05:03	CIN	Henderson, Xzavier 29 yd pass from Jones, Emory (Prater, Evan pass from Jones, Emory)
			6-75, 01:58, BAY 32 - CIN 29

	CIN	BAY
FIRST DOWNS .....	21	22
RUSHES-YARDS (NET) .....	43-288	28-80
PASSING YDS (NET) .....	162	316
Passes Att-Comp-Int .....	19-31-0	25-42-0
TOTAL OFFENSE PLAYS-YARDS .....	74-450	70-396
Fumble Returns-Yards .....	0-0-0	1-15-1
Punt Returns-Yards .....	0-0	4-52
Kickoff Returns-Yards .....	3-66	1-17
Interception Returns-Yards .....	0-0	0-0
Punts (Number-Avg) .....	4-182	2-99
Fumbles-Lost .....	4-1	1-0
Penalties-Yards .....	4-40	5-20
Possession Time .....	28:47	31:13
Third-Down Conversions .....	7 of 15	5 of 13
Fourth-Down Conversions .....	1 of 4	0 of 2
Red-Zone Scores-Chances .....	2-4	4-4
Sacks By: Number-Yards .....	3-19	2-15

**RUSHING:** Cincinnati- KINER, Corey 15-129; MONTGOMERY, Myles 10-103; JONES, Emory 18-56;  
BAYLOR- RICHARDSON, Dominic 8-37; SHAPEN, Blake 9-12; BALDWIN, Monaray 1-12; REESE, Richard 3-12; PENDERGRASS, Dawson 4-12; CAMERON, Josh 1(-1)

**PASSING:** Cincinnati- JONES, Emory 19-30-0-162; SMITH, Braden 0-1-0-0.  
BAYLOR- SHAPEN, Blake 25-42-0-316.

**RECEIVING:** Cincinnati- HENDERSON, Xzavier 8-82; METAYER, Chamon 5-50; SMITH, Braden 3-24; TURNER, Aaron 2-7; KINER, Corey 1(-1)  
BAYLOR- JACKSON, JR, Ketron 5-130; BALDWIN, Monaray 7-49; DABNEY, Drake 2-48; CAMERON, Josh 3-46; ROBERTS, Jake 4-24; JOHNSON, Kelsey 2-17; RICHARDSON, Dominic 1-6; REESE, Richard 1(-4)

	1	2	3	4	F
Cincinnati	7	0	0	6	13
Oklahoma St.	7	3	21	14	45

### SCORING PLAYS

1st	13:02	OSU	Johnson, Josiah 29 yd pass from Bowman, Alan (Hale, Alex kick)
			5-64, 01:52 CIN 0 - OSU 7
1st	03:35	CIN	Montgomery, Myles 63 yd run (Brown, Carter kick)
			4-82, 01:41, CIN 7 - OSU 7
2nd	08:55	OSU	Hale, Alex 28 yd field goal
			6-77, 01:07, CIN 7 - OSU 10
3rd	11:54	OSU	Presley, Brennan 15 yd pass from Bowman, Alan (Hale, Alex kick)
			4-66, 01:21, CIN 7 - OSU 17
3rd	09:03	OSU	Gordon, Ollie 9 yd run (Hale, Alex kick)
			4-29, 01:33, CIN 7 - OSU 24
3rd	03:15	OSU	Presley, Brennan 1 yd run (Hale, Alex kick)
			6-65, 02:41, CIN 7 - OSU 31
4th	04:54	CIN	Turner, Aaron 21 yd pass from Lichtenberg, Brady (Lichtenburg rush failed)
			7-65, 01:47, CIN 13 - OSU 31
4th	04:41	OSU	Gordon, Ollie 75 yd run (Hale, Alex kick)
			1-75, 00:13, CIN 13 - OSU 38
4th	01:58	OSU	Collins, Elijah 26 yd run (Hale, Alex kick)
			3-34, 01:41, CIN 13 - OSU 45

	CIN	OSU
FIRST DOWNS .....	20	23
RUSHES-YARDS (NET) .....	50-277	37-315
PASSING YDS (NET) .....	165	286
Passes Att-Comp-Int .....	11-25-1	17-34-1
TOTAL OFFENSE PLAYS-YARDS .....	75-442	71-601
Fumble Returns-Yards .....	0-0	0-0
Punt Returns-Yards .....	1-5	2-(-4)
Kickoff Returns-Yards .....	1-20	2-53
Interception Returns-Yards .....	1-0-0	1-16-0
Punts (Number-Avg) .....	6-41.6	3-44.3
Fumbles-Lost .....	1-1	3-1
Penalties-Yards .....	4-50	4-30
Possession Time .....	30:33	29:27
Third-Down Conversions .....	6 of 16	6 of 16
Fourth-Down Conversions .....	0 of 2	1 of 1
Red-Zone Scores-Chances .....	0-1	4-6
Sacks By: Number-Yards .....	0-0	1-9

**RUSHING:** Cincinnati- MONTGOMERY, Myles 8-90; KINER, Corey 17-79; TURNER, Aaron 3-35; JONES, Emory 10-33; LICHTENBERG, Brady 3-27; THOMAS, Shaun 7-12; PRATER, Evan 1-1.  
OSU- GORDON, Ollie 25-271; COLLINS, Elijah 3-34; PRESLEY, Brennan 4-11; BOWMAN, Alan 2-9; NIXON, Jaden 2-(-2).

**PASSING:** Cincinnati- JONES, Emory 6-16-1-117; LICHTENBERG, Brady 5-9-0-48  
OSU- BOWMAN, Alan 17-34-1-286.

**RECEIVING:** Cincinnati- HENDERSON, Xzavier 4-82; SMITH, Braden 2-24; TURNER, Aaron 1-21; PRATER, Evan 2-18; SINGLETARY, Payten 1-16 SCHMITZ, Caleb 1-4.  
OSU- JOHNSON III, Leon 5-149; OWENS, Rashod 3-45; PRESLEY, Brennan 3-39; JOHNSON, Josiah 1-29; GORDON, Ollie 4-21; CASSITY, Braden 1-3.

## COMBINED STATISTICS

## Rushing

Player	gp	att	gain	loss	net	avg	td	lg	avg/g
Corey Kiner	8	119	663	21	642	5.4	2	68	80.3
Emory Jones	8	112	537	96	441	3.9	3	20	55.1
Myles Montgomery	8	51	363	6	357	7.0	3	63	44.6
Ryan Montgomery	4	30	146	11	135	4.5	0	26	33.8
Aaron Turner	8	11	103	6	97	8.8	0	26	12.1
Brady Lichtenberg	3	5	34	0	34	6.8	1	16	11.3
Chamon Metayer	8	1	27	0	27	27.0	0	27	3.4
Ethan Wright	4	7	19	0	19	2.7	0	9	4.8
Dee Wiggins	8	1	13	0	13	13.0	0	13	1.6
Shaun Thomas	3	7	14	2	12	1.7	0	5	4.0
Evan Prater	8	2	3	0	3	1.5	0	2	0.4
Brady Drogosh	1	3	8	5	3	1.0	0	8	3.0
Braden Smith	8	2	0	0	0	0.0	0	0	0.0
Team	8	2	0	2	-2	-1.0	0	0	-0.3
<b>Total</b>	<b>8</b>	<b>353</b>	<b>1930</b>	<b>149</b>	<b>1781</b>	<b>5.0</b>	<b>9</b>	<b>68</b>	<b>222.6</b>
<b>Opponents</b>	<b>8</b>	<b>255</b>	<b>1234</b>	<b>214</b>	<b>1020</b>	<b>4.0</b>	<b>10</b>	<b>75</b>	<b>127.5</b>

## Passing

Player	gp	effic	comp-att-int	pct	yds	td	lg	avg/g
Emory Jones	8	128.1	139-233-9	59.7	1601	13	53	200.1
Brady Lichtenberg	3	179.4	10-16-0	62.5	144	2	65	48.0
Braden Smith	8	117.3	1-3-0	33.3	30	0	30	3.8
<b>Total</b>	<b>8</b>	<b>131.2</b>	<b>150-252-9</b>	<b>59.5</b>	<b>1775</b>	<b>15</b>	<b>65</b>	<b>221.9</b>
<b>Opponents</b>	<b>8</b>	<b>141.1</b>	<b>132-241-4</b>	<b>54.8</b>	<b>1983</b>	<b>15</b>	<b>79</b>	<b>247.9</b>

## Receiving

Player	gp	no.	yds	avg	td	lg	avg/g
Xzavier Henderson	8	42	578	13.8	3	53	72.3
Braden Smith	8	27	355	13.1	3	48	44.4
Chamon Metayer	8	17	209	12.3	3	35	26.1
Dee Wiggins	8	15	204	13.6	1	39	25.5
Corey Kiner	8	11	51	4.6	0	16	6.4
Evan Prater	8	10	89	8.9	0	14	11.1
Aaron Turner	8	10	75	7.5	2	21	9.4
Payten Singletary	8	7	73	10.4	2	32	9.1
Myles Montgomery	8	5	5	1.0	0	4	0.6
Ryan Montgomery	4	2	25	12.5	0	25	6.3
Ethan Wright	4	1	10	10.0	0	10	2.5
Chris Scott	5	1	32	32.0	0	32	6.4
Caleb Schmitz	7	1	4	4.0	0	4	0.6
Barry Jackson Jr.	3	1	65	65.0	1	65	21.7
<b>Total</b>	<b>8</b>	<b>150</b>	<b>1775</b>	<b>11.8</b>	<b>15</b>	<b>65</b>	<b>221.9</b>
<b>Opponents</b>	<b>8</b>	<b>132</b>	<b>1983</b>	<b>15.0</b>	<b>15</b>	<b>79</b>	<b>247.9</b>

## Punt Returns

Player	no.	yds	avg	td	lg
Braden Smith	12	36	3.0	0	12
Ryan Montgomery	1	12	12.0	0	12
<b>Total</b>	<b>13</b>	<b>48</b>	<b>3.7</b>	<b>0</b>	<b>12</b>
<b>Opponents</b>	<b>13</b>	<b>65</b>	<b>5.0</b>	<b>0</b>	<b>41</b>

## Interceptions

Player	no.	yds	avg	td	lg
Bryon Threats	2	39	19.5	0	33
Justin Harris	1	0	0.0	0	0
Jordan Young	1	0	0.0	0	0
<b>Total</b>	<b>4</b>	<b>39</b>	<b>9.8</b>	<b>0</b>	<b>33</b>
<b>Opponents</b>	<b>9</b>	<b>85</b>	<b>9.4</b>	<b>1</b>	<b>42</b>

## Kick Returns

Player	no.	yds	avg	td	lg
Xzavier Henderson	9	183	20.3	0	37
Braden Smith	1	13	13.0	0	12
D.J. Taylor	1	16	16.0	0	16
<b>Total</b>	<b>11</b>	<b>212</b>	<b>19.3</b>	<b>0</b>	<b>37</b>
<b>Opponents</b>	<b>19</b>	<b>401</b>	<b>21.1</b>	<b>0</b>	<b>72</b>

## Fumble Returns

Player	no.	yds	avg	td	lg
Jack Dingle	2	0	0.0	0	0
Taj Ward	1	0	0.0	0	0
Daniel Grzesiak	1	0	0.0	0	0
Deshawn Pace	1	0	0.0	0	0
<b>Total</b>	<b>5</b>	<b>0</b>	<b>0.0</b>	<b>0</b>	<b>0</b>
<b>Opponents</b>	<b>4</b>	<b>15</b>	<b>3.8</b>	<b>1</b>	<b>15</b>



## COMBINED STATISTICS

## Scoring

Player	td	fg	PAT						
			kick	rush	rcv	pass	dxp	saf	pts
Carter Brown	-	11-14	21-21	-	-	-	-	-	54
Chamon Metayer	3	-	-	-	1	-	-	-	20
Emory Jones	3	-	-	-	-	2	-	-	18
Braden Smith	3	-	-	-	-	-	-	-	18
Xzavier Henderson	3	-	-	-	-	-	-	-	18
Myles Montgomery	3	-	-	-	-	-	-	-	18
Payten Singletary	2	-	-	-	-	-	-	-	12
Corey Kiner	2	-	-	-	-	-	-	-	12
Aaron Turner	2	-	-	-	-	-	-	-	12
Brady Lichtenberg	1	-	-	-	-	-	-	-	6
Dee Wiggins	1	-	-	-	-	-	-	-	6
Barry Jackson Jr.	1	-	-	-	-	-	-	-	6
Evan Prater	-	-	-	-	1	-	-	-	2
<b>Total</b>	<b>24</b>	<b>11-14</b>	<b>21-21</b>	<b>0</b>	<b>2</b>	<b>2</b>	<b>0</b>	<b>0</b>	<b>202</b>
<b>Opponents</b>	<b>27</b>	<b>13-17</b>	<b>26-26</b>	<b>0</b>	<b>0</b>	<b>0</b>	<b>0</b>	<b>0</b>	<b>227</b>

## Total Offense

Player	g	plays	rush	pass	total	avg/g
Emory Jones	8	345	441	1601	2042	255.3
Corey Kiner	8	119	642	0	642	80.3
Myles Montgomery	8	51	357	0	357	44.6
Brady Lichtenberg	3	21	34	144	178	59.3
Ryan Montgomery	4	30	135	0	135	33.8
Aaron Turner	8	11	97	0	97	12.1
Braden Smith	8	5	0	30	30	3.8
Chamon Metayer	8	1	27	0	27	3.4
Ethan Wright	4	7	19	0	19	4.8
Dee Wiggins	8	1	13	0	13	1.6
Shaun Thomas	3	7	12	0	12	4.0
Evan Prater	8	2	3	0	3	0.4
Brady Drogosh	1	3	3	0	3	3.0
Team	8	0	-2	0	-2	-0.3
<b>Total</b>	<b>8</b>	<b>605</b>	<b>1781</b>	<b>1775</b>	<b>3556</b>	<b>444.5</b>
<b>Opponents</b>	<b>8</b>	<b>496</b>	<b>1020</b>	<b>1983</b>	<b>3003</b>	<b>375.4</b>

## Field Goals

Player	fg	pct.	01-19	20-29	30-39	40-49	50-99	lg	blk
Carter Brown	11-14	78.6	0-0	5-7	2-3	3-3	1-1	54	1
<b>Opponents</b>	<b>13-17</b>	<b>76.5</b>	<b>0-0</b>	<b>2-2</b>	<b>5-5</b>	<b>5-8</b>	<b>1-2</b>	<b>54</b>	<b>0</b>

## Punting

Player	no.	yds	avg	lg	tb	fc	i20	50+	blk
Mason Fletcher	30	1311	43.7	57	0	14	16	5	0
<b>Total</b>	<b>30</b>	<b>1311</b>	<b>43.7</b>	<b>57</b>	<b>0</b>	<b>14</b>	<b>16</b>	<b>5</b>	<b>0</b>
<b>Opponents</b>	<b>33</b>	<b>1529</b>	<b>46.3</b>	<b>66</b>	<b>4</b>	<b>5</b>	<b>15</b>	<b>11</b>	<b>0</b>

## FG Sequence

Team Name	Cincinnati	Opponents
Eastern Ky.	(46)	(42),(43)
Pittsburgh	(22),(47)	42
Miami (OH)	(28),(23),(23),35	(20)
Oklahoma	(40),26,(54)	(34),(30)
BYU	(33),(22)	44
Iowa St.	(36)	(30),(34),(30)
Oklahoma St.	23	(28),40,52
Baylor		(54),(43),(46),(43)

## Kickoffs

Player	no.	yds	avg	tb	ob	retn	net	ydIn
Rory Bell	31	1828	59.0	14	1			
Nathan Hawks	12	766	63.8	5	0			
<b>Total</b>	<b>43</b>	<b>2594</b>	<b>60.3</b>	<b>19</b>	<b>1</b>	<b>19</b>	<b>37.3</b>	<b>27</b>
<b>Opponents</b>	<b>47</b>	<b>2976</b>	<b>63.3</b>	<b>27</b>	<b>0</b>	<b>11</b>	<b>41.2</b>	<b>23</b>

Numbers in (parentheses) indicate field goal was made

## TEAM STATISTICS

	UC	OPP
<b>Scoring</b>	<b>202</b>	<b>227</b>
Points per game	25.3	28.4
Points Off Turnovers	21	24
<b>First Downs</b>	<b>183</b>	<b>149</b>
Rushing	87	54
Passing	87	78
Penalty	9	17
<b>Rushing Yardage</b>	<b>1781</b>	<b>1020</b>
Yards gained rushing	1930	1234
Yards lost rushing	149	214
Rushing attempts	353	255
Average per rush	5.0	4.0
Average per game	222.6	127.5
TDs Rushing	9	10
<b>Passing Yardage</b>	<b>1775</b>	<b>1983</b>
Comp-Att-Int	150-252-9	132-241-4
Average per pass	7.0	8.2
Average per catch	11.8	15.0
Average per game	221.9	247.9
TDs Passing	15	15
<b>Total offense</b>	<b>3556</b>	<b>3003</b>
Total plays	605	496
Average per play	5.9	6.1
Average per game	444.5	375.4
<b>Kick returns: #-Yards</b>	<b>11-212</b>	<b>19-401</b>
<b>Punt returns: #-Yards</b>	<b>13-48</b>	<b>13-65</b>
<b>Int returns: #-Yards</b>	<b>4-39</b>	<b>9-85</b>
<b>Kick return average</b>	<b>19.3</b>	<b>21.1</b>
<b>Punt return average</b>	<b>3.7</b>	<b>5.0</b>
<b>Int return average</b>	<b>9.8</b>	<b>9.4</b>
<b>Fumbles-Lost</b>	<b>11-4</b>	<b>15-5</b>
<b>Penalties-Yards</b>	<b>47-445</b>	<b>45-302</b>
Average per game	55.6	37.8
<b>Punts-Yards</b>	<b>30-1311</b>	<b>33-1529</b>
Average per punt	43.7	46.3
Net punt average	41.0	42.5
<b>Kickoffs-Yards</b>	<b>43-2594</b>	<b>47-2976</b>
Average per kick	60.3	63.3
Net kick average	37.3	41.2
<b>Time of possession / game</b>	<b>31:59</b>	<b>28:01</b>
<b>3rd-down conversion</b>	<b>52/124</b>	<b>38/105</b>
3rd-down pct	42%	36%
<b>4rd-down conversion</b>	<b>9/23</b>	<b>8/12</b>

	UC	OPP
4rd-down pct	39%	67%
<b>Sacks by-Yards</b>	<b>17-110</b>	<b>15-85</b>
<b>Misc Yards</b>	<b>0</b>	<b>0</b>
<b>Touchdowns scored</b>	<b>24</b>	<b>27</b>
<b>Field goals - attempts</b>	<b>11-14</b>	<b>13-17</b>
<b>On-Side kicks</b>	<b>0-1</b>	<b>0-0</b>
<b>Red-zone scores</b>	<b>(20-28) 71%</b>	<b>(28-32) 88%</b>
<b>Red-zone touchdowns</b>	<b>(12-28) 43%</b>	<b>(18-32) 56%</b>
<b>PAT-attempts</b>	<b>(21-21) 100%</b>	<b>(26-26) 100%</b>
<b>2-point conversion-attempts</b>	<b>(2-3) 67%</b>	<b>(0-1) 0%</b>
<b>Attendance</b>	<b>190965</b>	<b>167087</b>
Games / Avg per game	5/38193	3/55696
Neutral site games	-	0/0

## Score by Periods

Team	1st	2nd	3rd	4th	OT	TOT
Cincinnati	58	58	36	50	0	202
Opponents	41	58	67	54	7	227

## PARTICIPATION

##	Player	GP-GS	EKU	UP	Miami	OU	BYU	IowaSt	Baylor	OSU
0	Jowon Briggs	8/8	START	START	START	START	START	START	START	START
0	Braden Smith	8/4	XXX	XXX	START	START	XXX	XXX	START	START
1	Jordan Young	8/8	START	START	START	START	START	START	START	START
2	Donatay Corleone	8/8	START	START	START	START	START	START	START	START
2	Dee Wiggins	8/7	START	START	START	START	START	XXX	START	START
3	Evan Prater	8/0	XXX	XXX	XXX	XXX	XXX	XXX	XXX	XXX
3	Deshawn Pace	7/6	START	START	START	...	START	START	START	XXX
4	Malik Vann	8/0	XXX	XXX	XXX	XXX	XXX	XXX	XXX	XXX
4	Ethan Wright	4/0	XXX	...	XXX	XXX	XXX	...	...	...
5	Emory Jones	8/8	START	START	START	START	START	START	START	START
5	D.J. Taylor	8/0	XXX	XXX	XXX	XXX	XXX	XXX	XXX	XXX
6	Dorian Jones	7/5	START	START	START	START	START	XXX	XXX	...
7	Sammy Anderson Jr.	2/1	START	...	...	...	...	...	...	XXX
7	Chamon Metayer	8/4	START	START	XXX	XXX	START	START	XXX	XXX
8	Xzavier Henderson	8/8	START	START	START	START	START	START	START	START
8	Isiah Cox	8/0	XXX	XXX	XXX	XXX	XXX	XXX	XXX	XXX
9	Daniel Grzesiak	8/8	START	START	START	START	START	START	START	START
9	Aaron Turner	8/0	XXX	XXX	XXX	XXX	XXX	XXX	XXX	XXX
10	Jack Perry	0/0	...	...	...	...	...	...	...	...
10	Bryon Threats	8/7	START	START	START	START	START	START	START	XXX
11	Donovan Ollie	8/2	XXX	XXX	XXX	XXX	XXX	START	START	XXX
11	Jayden Davis	0/0	...	...	...	...	...	...	...	...
12	Justin Harris	8/7	XXX	START	START	START	START	START	START	START
12	Brady Drogosh	1/0	XXX	...	...	...	...	...	...	...
13	Jacob Hoying	0/0	...	...	...	...	...	...	...	...
13	Kyree Moyston	0/0	...	...	...	...	...	...	...	...
14	Rayquan Adkins	5/0	...	XXX	XXX	XXX	XXX	...	...	XXX
14	Barry Jackson Jr.	3/0	XXX	...	XXX	XXX	...	...	...	...
15	Taj Ward	8/8	START	START	START	START	START	START	START	START
15	Will Kocher	0/0	...	...	...	...	...	...	...	...
16	Brady Lichtenberg	3/0	XXX	...	...	...	...	XXX	...	XXX
16	Jabril White	2/0	XXX	...	...	...	...	XXX	...	...
17	Joey Beljan	0/0	...	...	...	...	...	...	...	...
17	Brian Simms III	1/0	...	...	...	...	...	...	...	XXX
18	Trevor Carter	0/0	...	...	...	...	...	...	...	...
19	Tyler Gillison	7/0	XXX	XXX	...	XXX	XXX	XXX	XXX	XXX
20	Oliver Bridges	6/0	XXX	XXX	XXX	XXX	XXX	XXX	...	...
21	Corey Kiner	8/8	START	START	START	START	START	START	START	START
21	Kalen Carroll	4/0	XXX	...	...	...	XXX	XXX	...	XXX
22	Ryan Montgomery	4/0	XXX	XXX	XXX	XXX	...	...	...	...
22	Jonathan Thompson	8/3	XXX	XXX	XXX	XXX	XXX	START	START	START
23	Daved Jones Jr.	6/0	XXX	XXX	XXX	XXX	XXX	XXX	...	...
24	Todd Bumphis	7/0	XXX	...	XXX	XXX	XXX	XXX	XXX	XXX
25	Shaun Thomas	3/0	XXX	...	...	...	...	XXX	...	XXX
26	Myles Montgomery	8/0	XXX	XXX	XXX	XXX	XXX	XXX	XXX	XXX
27	Ken Willis	8/2	XXX	XXX	XXX	START	XXX	XXX	XXX	START
29	Manny Covey	0/0	...	...	...	...	...	...	...	...
30	Au'braylen Million	0/0	...	...	...	...	...	...	...	...
31	Mason Fletcher	8/0	XXX	XXX	XXX	XXX	XXX	XXX	XXX	XXX
32	James Camden	8/0	XXX	XXX	XXX	XXX	XXX	XXX	XXX	XXX
33	Carter Brown	8/0	XXX	XXX	XXX	XXX	XXX	XXX	XXX	XXX
33	CJ Doggette	1/0	XXX	...	...	...	...	...	...	...
34	Caleb Schmitz	7/0	...	XXX	XXX	XXX	XXX	XXX	XXX	XXX
35	Brady Young	0/0	...	...	...	...	...	...	...	...
36	Victor Dawson	0/0	...	...	...	...	...	...	...	...
37	Trevor Adams	1/0	XXX	...	...	...	...	...	...	...
38	Nijal Mooney	0/0	...	...	...	...	...	...	...	...
39	Bryce Burton	8/0	XXX	XXX	XXX	XXX	XXX	XXX	XXX	XXX
39	Cincear Lewis	0/0	...	...	...	...	...	...	...	...
40	Kamari Burns	1/1	...	...	...	...	...	...	...	START

##	Player	GP-GS	EKU	UP	Miami	OU	BYU	IowaSt	Baylor	OSU
41	Quinn Staten	0/0	...	...	...	...	...	...	...	...
42	Dion Hunter	6/0	XXX	XXX	...	XXX	...	XXX	XXX	XXX
42	Stephan Byrd	1/0	XXX	...	...	...	...	...	...	...
43	George Udo	2/0	...	...	...	...	...	...	XXX	XXX
44	Jah-Mai Williams	7/0	XXX	XXX	XXX	XXX	XXX	XXX	...	XXX
45	Barak Faulk	5/1	XXX	XXX	...	XXX	START	...	XXX	...
46	Antwan Peek Jr.	8/1	XXX	XXX	XXX	XXX	XXX	XXX	XXX	START
47	Rory Bell	6/0	XXX	XXX	XXX	XXX	XXX	XXX	...	...
48	Weston Simmons	0/0	...	...	...	...	...	...	...	...
49	Jack Dingle	8/7	START	START	START	START	START	START	START	XXX
50	Jackson Bruscianelli	0/0	...	...	...	...	...	...	...	...
50	Evan Tengesdahl	0/0	...	...	...	...	...	...	...	...
51	Ben Blevins	0/0	...	...	...	...	...	...	...	...
52	Connor Ingram	0/0	...	...	...	...	...	...	...	...
53	Gavin Gerhardt	8/7	XXX	START	START	START	START	START	START	START
54	Dartanyan Tinsley	8/8	START	START	START	START	START	START	START	START
55	Mao Glynn II	0/0	...	...	...	...	...	...	...	...
56	Deondre Buford	8/8	START	START	START	START	START	START	START	START
57	Ryan Mullaney	8/0	XXX	XXX	XXX	XXX	XXX	XXX	XXX	XXX
58	Trevor Radosevich	4/1	START	...	...	...	XXX	...	XXX	XXX
61	Luke Dalton	0/0	...	...	...	...	...	...	...	...
62	Matt Mason	1/0	XXX	...	...	...	...	...	...	...
63	Nathan Hawks	3/0	XXX	...	...	...	...	...	XXX	XXX
66	Landon Fickell	0/0	...	...	...	...	...	...	...	...
67	Luke Kandra	8/8	START	START	START	START	START	START	START	START
69	Cam Jones	8/0	XXX	XXX	XXX	XXX	XXX	XXX	XXX	XXX
71	Judea Milon	0/0	...	...	...	...	...	...	...	...
74	Phillip Wilder	4/0	XXX	XXX	...	XXX	XXX	...	...	...
75	John Williams	8/8	START	START	START	START	START	START	START	START
76	Mitch Raifsnider	1/0	XXX	...	...	...	...	...	...	...
77	Jonathan Harder	8/0	XXX	XXX	XXX	XXX	XXX	XXX	XXX	XXX
78	Grant Edgington	0/0	...	...	...	...	...	...	...	...
79	Ethan Green	1/0	XXX	...	...	...	...	...	...	...
80	Chris Scott	5/0	XXX	XXX	XXX	XXX	XXX	...	...	...
81	Michael Mussari	0/0	...	...	...	...	...	...	...	...
82	Michael McCalmont	4/0	XXX	...	XXX	...	XXX	...	...	XXX
83	Ty Perkins	0/0	...	...	...	...	...	...	...	...
84	Sterling Berkhalter	1/0	XXX	...	...	...	...	...	...	...
85	Jair Thomas	1/0	XXX	...	...	...	...	...	...	...
85	Triston O'Brien	0/0	...	...	...	...	...	...	...	...
86	Lesley Andoh	1/0	XXX	...	...	...	...	...	...	...
87	Stanley Clyne	0/0	...	...	...	...	...	...	...	...
88	Payten Singletary	8/6	START	START	START	START	XXX	START	XXX	START
89	Jesse Meyer	0/0	...	...	...	...	...	...	...	...
90	Jalen Hunt	8/0	XXX	XXX	XXX	XXX	XXX	XXX	XXX	XXX
91	Drew Logan	0/0	...	...	...	...	...	...	...	...
92	Derrick Shepard Jr.	5/0	XXX	...	...	XXX	XXX	...	XXX	XXX
94	Keilan Smith	0/0	...	...	...	...	...	...	...	...
95	Justin Wodtly	8/0	XXX	XXX	XXX	XXX	XXX	XXX	XXX	XXX
96	Cayson Pfeiffer	8/0	XXX	XXX	XXX	XXX	XXX	XXX	XXX	XXX
96	Dominique Perry	2/0	XXX	...	...	XXX	...	...	...	...
97	Eric Phillips	8/8	START	START	START	START	START	START	START	START
99	Rob Jackson	6/0	XXX	...	XXX	XXX	XXX	XXX	...	XXX

## PASSING

#0 Braden Smith	Comp	Att	Int	Pct	Yards	TD	Long	Sacked	Effic.
Pittsburgh	1	1	0	100.0	30	0	30	0-0	352.0
Oklahoma	0	1	0	0.0	0	0	0	0-0	0.0
Baylor	0	1	0	0.0	0	0	0	0-0	0.0
<b>Totals</b>	<b>1</b>	<b>3</b>	<b>0</b>	<b>33.3</b>	<b>30</b>	<b>0</b>	<b>30</b>	<b>0-0</b>	<b>117.3</b>

#5 Emory Jones	Comp	Att	Int	Pct	Yards	TD	Long	Sacked	Effic.
Eastern Ky.	19	23	0	82.6	345	5	49	2-10	280.3
Pittsburgh	18	26	1	69.2	125	2	21	3-8	127.3
Miami (OH)	18	34	2	52.9	265	0	37	2-9	106.6
Oklahoma	22	41	2	53.7	235	0	35	2-14	92.0
BYU	23	37	1	62.2	256	3	31	1-10	141.6
Iowa St.	14	26	2	53.8	96	1	20	2-10	82.2
Baylor	19	30	0	63.3	162	2	30	2-15	130.7
Oklahoma St.	6	16	1	37.5	117	0	53	1-9	86.4
<b>Totals</b>	<b>139</b>	<b>233</b>	<b>9</b>	<b>59.7</b>	<b>1601</b>	<b>13</b>	<b>53</b>	<b>15-85</b>	<b>128.1</b>

#16 Brady Lichtenberg	Comp	Att	Int	Pct	Yards	TD	Long	Sacked	Effic.
Eastern Ky.	4	4	0	100.0	93	1	65	0-0	377.8
Iowa St.	1	3	0	33.3	3	0	3	0-0	41.7
Oklahoma St.	5	9	0	55.6	48	1	21	0-0	137.0
<b>Totals</b>	<b>10</b>	<b>16</b>	<b>0</b>	<b>62.5</b>	<b>144</b>	<b>2</b>	<b>65</b>	<b>0-0</b>	<b>179.4</b>

## RUSHING & RECEIVING

### Rushing

Player	No-Yds/TD	EKU	UP	Miami	OU	BYU	IowaSt	Baylor	OSU
Corey Kiner	119-642/2	13-105/0	20-153/1	14-31/1	10-39/0	19-77/0	11-29/0	15-129/0	17-79/0
Emory Jones	112-441/3	9-26/2	11-17/0	20-101/1	15-42/0	14-94/0	15-72/0	18-56/0	10-33/0
Myles Montgomery	51-357/3	7-43/0	3-7/0	1-8/0	6-37/0	12-61/0	4-8/0	10-103/2	8-90/1
Ryan Montgomery	30-135/0	4-11/0	3-6/0	20-104/0	3-14/0	DNP	DNP	DNP	DNP
Aaron Turner	11-97/0	3-31/0	2-22/0	-	-	1-6/0	2-3/0	-	3-35/0
Ethan Wright	7-19/0	4-6/0	DNP	-	2-9/0	1-4/0	DNP	DNP	DNP
Shaun Thomas	7-12/0	-	DNP	DNP	DNP	DNP	-	DNP	7-12/0
Brady Lichtenberg	5-34/1	1-4/1	DNP	DNP	DNP	DNP	1-3/0	DNP	3-27/0
Brady Drogosh	3-3/0	3-3/0	DNP	DNP	DNP	DNP	DNP	DNP	DNP
Evan Prater	2-3/0	-	-	1-2/0	-	-	-	-	1-1/0
Braden Smith	2-0/0	-	-	-	1-0/0	-	-	-	1-0/0
Chamon Metayer	1-27/0	-	-	1-27/0	-	-	-	-	-
Dee Wiggins	1-13/0	-	1-13/0	-	-	-	-	-	-

### Receiving

Player	No-Yds/TD	EKU	UP	Miami	OU	BYU	IowaSt	Baylor	OSU
Xzavier Henderson	42-578/3	7-149/1	1-10/0	12-140/0	3-41/0	7-74/0	-	8-82/2	4-82/0
Braden Smith	27-355/3	4-72/1	5-59/1	1-37/0	3-30/0	4-72/1	5-37/0	3-24/0	2-24/0
Chamon Metayer	17-209/3	-	2-7/0	-	3-50/0	3-59/2	4-43/1	5-50/0	-
Dee Wiggins	15-204/1	1-39/1	3-52/0	3-51/0	6-45/0	1-6/0	1-11/0	-	-
Corey Kiner	11-51/0	-	2-2/0	-	3-37/0	3-12/0	2-1/0	1--1/0	-
Evan Prater	10-89/0	3-31/0	-	1-5/0	2-24/0	2-11/0	-	-	2-18/0
Aaron Turner	10-75/2	3-14/1	1-1/0	-	1-11/0	1-17/0	1-4/0	2-7/0	1-21/1
Payten Singletary	7-73/2	1-1/1	4-24/1	1-32/0	-	-	-	-	1-16/0
Myles Montgomery	5-5/0	-	-	-	1--3/0	2-5/0	2-3/0	-	-
Ryan Montgomery	2-25/0	1-25/0	1-0/0	-	-	DNP	DNP	DNP	DNP
Barry Jackson Jr.	1-65/1	1-65/1	DNP	-	-	DNP	DNP	DNP	DNP
Chris Scott	1-32/0	1-32/0	-	-	-	-	DNP	DNP	DNP
Ethan Wright	1-10/0	1-10/0	DNP	-	-	-	DNP	DNP	DNP
Caleb Schmitz	1-4/0	DNP	-	-	-	-	-	-	1-4/0



## DEFENSE

##	Player	gp	ua	a	tot	tfl/yds	no-yds	int-yds	brup	qbh	fr-yds	ff	kick	saf
3	Deshawn Pace	7	22	28	50	7-14	15-4	.	5	4	1-0	1	.	.
49	Jack Dingle	8	23	21	44	3.5-15	1-11	.	.	2	2-0	.	.	.
10	Bryon Threats	8	26	17	43	2-6	1-5	2-39	5	.	.	1	.	.
6	Dorian Jones	7	13	24	37	2.5-10	1-6	.	2	.	.	.	.	.
15	Taj Ward	8	20	13	33	2.5-4	0.5-1	.	2	.	1-0	2	.	.
12	Justin Harris	8	19	12	31	3-8	.	1-0	6	1	.	.	.	.
9	Daniel Grzesiak	8	12	17	29	5-23	3.5-18	.	2	3	1-0	1	.	.
2	Dontay Corleone	8	16	13	29	4.5-25	2-18	.	1	1	.	.	.	.
1	Jordan Young	8	12	10	22	0.5-1	.	1-0	6	.	.	.	.	.
22	Jonathan Thompson	8	12	10	22	2-3	.	.	.	3	.	.	.	.
0	Jowon Briggs	8	6	10	16	5-14	2-5	.	.	1	.	.	.	.
27	Ken Willis	8	8	8	16	1-1	.	.	.	.	.	.	.	.
95	Justin Wodtly	8	3	8	11	1.5-14	1-13	.	1	3	.	.	.	.
4	Malik Vann	8	3	7	10	1.5-11	1.5-11	.	1	.	.	.	.	.
42	Dion Hunter	6	3	7	10	0.5-0	.	.	.	1	.	.	.	.
19	Tyler Gillison	7	4	6	10	2.5-10	.	.	1	.	.	.	.	.
46	Antwan Peek Jr.	8	3	6	9	.	.	.	.	.	.	.	.	.
32	James Camden	8	1	6	7	.	.	.	.	.	.	.	.	.
5	D.J. Taylor	8	2	5	7	.	.	.	.	.	.	.	.	.
97	Eric Phillips	8	5	1	6	4-25	2-18	.	1	4	.	1	.	.
24	Todd Bumphis	7	4	.	4	.	.	.	.	.	.	.	.	.
4	Ethan Wright	4	2	2	4	.	.	.	.	.	.	.	.	.
9	Aaron Turner	8	2	2	4	.	.	.	.	.	.	.	.	.
99	Rob Jackson	6	.	4	4	1-1	.	.	.	.	.	.	.	.
44	Jah-Mal Williams	7	1	3	4	.	.	.	.	.	.	.	.	.
57	Ryan Mullaney	8	.	3	3	.	.	.	.	.	.	.	.	.
21	Kalen Carroll	4	2	1	3	.	.	.	.	.	.	.	.	.
20	Oliver Bridges	6	2	1	3	.	.	.	.	.	.	.	.	.
96	Cayson Pfeiffer	8	.	2	2	.	.	.	.	.	.	.	.	.
8	Isiah Cox	8	1	1	2	.	.	.	.	.	.	.	.	.
43	George Udo	2	.	1	1	.	.	.	.	.	.	.	.	.
22	Ryan Montgomery	4	.	1	1	.	.	.	.	.	.	.	.	.
5	Emory Jones	8	1	.	1	.	.	.	.	.	.	.	.	.
0	Braden Smith	8	1	.	1	.	.	.	.	.	.	.	.	.
7	Sammy Anderson Jr.	2	1	.	1	.	.	.	.	.	.	.	.	.
45	Barak Faulk	5	.	1	1	0.5-1	.	.	.	.	.	.	.	.
8	Xzavier Henderson	8	1	.	1	.	.	.	.	.	.	.	.	.
26	Myles Montgomery	8	1	.	1	.	.	.	.	.	.	.	.	.
33	CJ Doggette	1	1	.	1	.	.	.	.	.	.	.	.	.
92	Derrick Shepard Jr.	5	.	1	1	.	.	.	.	.	.	.	.	.
37	Trevor Adams	1	.	1	1	.	.	.	.	.	.	.	.	.
16	Jabril White	2	.	1	1	.	.	.	.	.	.	.	.	.
90	Jalen Hunt	8	.	.	.	.	.	.	.	1	.	.	.	.
33	Carter Brown	8	.	.	.	.	.	.	.	.	.	.	.	.
<b>Totals</b>		<b>8</b>	<b>233</b>	<b>254</b>	<b>487</b>	<b>50-186</b>	<b>17-110</b>	<b>4-39</b>	<b>33</b>	<b>24</b>	<b>5-0</b>	<b>6</b>	<b>0</b>	<b>0</b>
Opponents		8	284	382	666	46-155	15-85	9-85	24	25	4-15	6	1	0

# GAME-BY-GAME COMPARISON

		First Downs				Rushing	Passing		Total Offense	Return	Turn-
Opponent	Score	Total	Rush	Pass	Pen	Number-Yards	Comp-Att.-Int	Yards	Plays-Yards	Yards	Overs
Eastern Ky.	66-13	30 / 15	13 / 8	17 / 7	0 / 0	44-229 / 32-125	23-27-0 / 13-25-2	438 / 177	71-667 / 57-302	82 / 118	1 / 3
Pittsburgh	27-21	20 / 18	9 / 6	10 / 6	1 / 6	42-216 / 29-83	19-27-1 / 10-32-0	155 / 179	69-371 / 61-262	20 / 38	1 / 1
Miami (OH)	24-31	30 / 16	13 / 6	14 / 8	3 / 2	57-273 / 29-121	18-34-2 / 12-20-1	265 / 237	91-538 / 49-358	64 / 73	2 / 2
Oklahoma	6-20	21 / 21	8 / 4	12 / 16	1 / 1	37-141 / 34-103	22-42-2 / 26-38-0	235 / 322	79-376 / 72-425	2 / 16	2 / 1
BYU	27-35	26 / 17	13 / 5	13 / 10	0 / 2	47-242 / 28-70	23-37-1 / 14-25-0	256 / 225	84-498 / 53-295	2 / 59	2 / 0
Iowa St.	10-30	15 / 17	7 / 8	5 / 7	3 / 2	33-115 / 38-123	15-29-2 / 15-25-0	99 / 241	62-214 / 63-364	38 / 113	2 / 0
Baylor	29-32	21 / 22	12 / 7	9 / 14	0 / 1	43-288 / 28-80	19-31-0 / 25-42-0	162 / 316	74-450 / 70-396	66 / 84	1 / 0
Oklahoma St.	13-45	20 / 23	12 / 10	7 / 10	1 / 3	50-277 / 37-315	11-25-1 / 17-34-1	165 / 286	75-442 / 71-601	25 / 65	2 / 2
Totals	202-227	183 / 149	87 / 54	87 / 78	9 / 17	353-1781 / 255-1020	150-252-9 / 132-241-4	1775 / 1983	605-3556 / 496-3003	299 / 566	13 / 9

Opponents	3rd Down Conversion	4th Down Conversion	Time of Possession	TOP Margin	Avg Yds/Rush	Avg Yds/Pass	Avg Yds/Play	Punting Number-Avg	Penalties Number-Yards	Sacks
Eastern Ky.	10-14 / 3-11	2-2 / 0-1	31:46 / 28:14	03:32	5.2 / 3.9	16.2 / 7.1	9.4 / 5.3	1-45.0 / 4-47.0	7-55.0 / 7-42.0	3 / 2
Pittsburgh	6-16 / 5-14	2-2 / 2-3	34:43 / 25:17	09:26	5.1 / 2.9	5.7 / 5.6	5.4 / 4.3	5-39.6 / 5-47.4	7-90.0 / 5-35.0	5 / 3
Miami (OH)	8-17 / 4-10	1-3 / 1-1	36:18 / 23:42	12:36	4.8 / 4.2	7.8 / 11.9	5.9 / 7.3	2-44.0 / 4-52.0	10-78.0 / 7-42.0	2 / 2
Oklahoma	3-15 / 6-16	1-4 / 1-1	32:25 / 27:35	04:50	3.8 / 3.0	5.6 / 8.0	4.8 / 5.9	4-48.3 / 6-38.7	2-20.0 / 8-53.0	2 / 2
BYU	9-18 / 4-11	1-3 / 0-0	35:01 / 24:59	10:02	5.1 / 2.5	6.9 / 9.5	5.9 / 5.6	3-41.7 / 6-51.0	7-63.0 / 4-25.0	0 / 1
Iowa St.	3-13 / 5-15	1-3 / 3-3	26:20 / 33:40	-07:20	3.5 / 3.2	3.4 / 9.6	3.5 / 5.8	5-46.8 / 3-42.0	6-49.0 / 5-55.0	2 / 2
Baylor	7-15 / 5-13	1-4 / 0-2	28:47 / 31:13	-02:26	6.7 / 2.9	5.2 / 7.5	6.1 / 5.7	4-45.5 / 2-49.5	4-40.0 / 5-20.0	3 / 2
Oklahoma St.	6-16 / 6-15	0-2 / 1-1	30:33 / 29:27	01:06	5.5 / 8.5	6.6 / 8.4	5.9 / 8.5	6-41.0 / 3-44.3	4-50.0 / 4-30.0	0 / 1
<b>Totals</b>	<b>52-124 / 38-105</b>	<b>9-23 / 8-12</b>	<b>255:53 / 224:07</b>	<b>31:46</b>	<b>5.0 / 4.0</b>	<b>7.0 / 8.2</b>	<b>5.9 / 6.1</b>	<b>30-43.7 / 33-46.3</b>	<b>47-445.0 / 45-302.0</b>	<b>17 / 15</b>

## TEAM GAME-BY-GAME

Date	Opponent	Rushing				Receiving				Passing				Kick Returns				Punt Returns				tot off
		no.	yds	td	lg	no.	yds	td	lg	cmp-att-int	yds	td	lg	no.	yds	td	lg	no.	yds	td	lg	
09/02/2023	Eastern Ky.	44	229	3	54	23	438	6	65	23-27-0	438	6	65	2	42	0	26	4	34	0	12	667
09/09/2023	at Pittsburgh	42	216	1	68	19	155	2	30	19-27-1	155	2	30	1	15	0	15	2	5	0	3	371
09/16/2023	Miami (OH)	57	273	2	27	18	265	0	37	18-34-2	265	0	37	2	31	0	16	2	0	0	0	538
09/23/2023	Oklahoma	37	141	0	20	22	235	0	35	22-42-2	235	0	35	0	0	0	0	2	2	0	2	376
09/29/2023	at BYU	47	242	0	20	23	256	3	31	23-37-1	256	3	31	0	0	0	0	2	2	0	12	498
10/14/2023	Iowa St.	33	115	0	14	15	99	1	20	15-29-2	99	1	20	2	38	0	20	0	0	0	0	214
10/21/2023	Baylor	43	288	2	40	19	162	2	30	19-31-0	162	2	30	3	66	0	37	0	0	0	0	450
10/28/2023	at Oklahoma St.	50	277	1	63	11	165	1	53	11-25-1	165	1	53	1	20	0	20	1	5	0	5	442
<b>Cincinnati</b>		<b>353</b>	<b>1781</b>	<b>9</b>	<b>68</b>	<b>150</b>	<b>1775</b>	<b>15</b>	<b>65</b>	<b>150-252-9</b>	<b>1775</b>	<b>15</b>	<b>65</b>	<b>11</b>	<b>212</b>	<b>0</b>	<b>37</b>	<b>13</b>	<b>48</b>	<b>0</b>	<b>12</b>	<b>3556</b>
<b>Opponents</b>		<b>255</b>	<b>1020</b>	<b>10</b>	<b>75</b>	<b>132</b>	<b>1983</b>	<b>15</b>	<b>79</b>	<b>132-241-4</b>	<b>1983</b>	<b>15</b>	<b>79</b>	<b>19</b>	<b>401</b>	<b>0</b>	<b>72</b>	<b>13</b>	<b>65</b>	<b>0</b>	<b>41</b>	<b>3003</b>

### Cincinnati Averages

Games	Avg/ rush	Avg/ catch	Pass effic	KR avg	PR avg	All purpose avg/game	Total offense avg/game
8	5.0	11.8	131.2	19.3	3.7	481.9	444.5

Date	Opponent	Tackles				Sacks	Fumble	Pass Defense			blkd	PAT attempts			off			
		ua	a total	tfl-yds	no-yds	ff fr-yds	int-yds	qbh	brup	kick	kick	rush	rcv	saf	t/o	pts		
09/02/2023	Eastern Ky.	32	36	68	7.0-32	3-19	2	1-0	2-6	1	2	0	9-9	0	0	0	14	66
09/09/2023	at Pittsburgh	26	24	50	8.0-46	5-38	1	1-0	0-0	6	9	0	3-3	0	0	0	7	27
09/16/2023	Miami (OH)	23	28	51	5.0-19	2-12	1	1-0	1-33	2	1	0	1-1	0	1	0	0	24
09/23/2023	Oklahoma	32	42	74	6.0-22	2-14	1	1-0	0-0	3	5	0	0-0	0	0	0	0	6
09/29/2023	at BYU	21	30	51	7.0-12	0-0	0	0-0	0-0	5	3	0	3-3	0	0	0	0	27
10/14/2023	Iowa St.	30	34	64	4.0-11	2-8	0	0-0	0-0	1	3	0	1-1	0	0	0	0	10
10/21/2023	Baylor	33	34	67	10.0-36	3-19	0	0-0	0-0	3	5	0	3-3	0	1	0	0	29
10/28/2023	at Oklahoma St.	36	26	62	3.0-8	0-0	1	1-0	1-0	3	5	0	1-1	0	0	0	0	13
Cincinnati		233	254	487	50.0-186	17-110	6	5-0	4-39	24	33	0	21-21	0	2	0	21	202
Opponents		284	382	666	46.0-155	15-85	6	4-15	9-85	25	24	1	26-26	0	0	0	24	227

Date	Opponent	Punting								Field Goals				Kickoffs			
		no.	yds	avg	long	blkd	tb	fc	50+	i20	md-att	long	blkd	no.	yds	avg	tb
09/02/2023	Eastern Ky.	1	45	45.0	45	0	0	1	0	1	1-1	46	0	11	692	62.9	4
09/09/2023	at Pittsburgh	5	198	39.6	47	0	0	2	0	2	2-2	47	0	6	357	59.5	4
09/16/2023	Miami (OH)	2	88	44.0	52	0	0	2	1	2	3-4	28	1	6	365	60.8	3
09/23/2023	Oklahoma	4	193	48.3	57	0	0	2	2	3	2-3	54	0	3	185	61.7	2
09/29/2023	at BYU	3	125	41.7	46	0	0	2	0	1	2-2	33	0	6	333	55.5	3
10/14/2023	Iowa St.	5	234	46.8	50	0	0	2	1	3	1-1	36	0	3	149	49.7	0
10/21/2023	Baylor	4	182	45.5	50	0	0	0	1	1	0-0	0	0	5	320	64.0	3
10/28/2023	at Oklahoma St.	6	246	41.0	48	0	0	3	0	3	0-1	0	0	3	193	64.3	0
<b>Cincinnati</b>		<b>30</b>	<b>1311</b>	<b>43.7</b>	<b>57</b>	<b>0</b>	<b>0</b>	<b>14</b>	<b>5</b>	<b>16</b>	<b>11-14</b>	<b>54</b>	<b>1</b>	<b>43</b>	<b>2594</b>	<b>60.3</b>	<b>19</b>
<b>Opponents</b>		<b>33</b>	<b>1529</b>	<b>46.3</b>	<b>66</b>	<b>0</b>	<b>4</b>	<b>5</b>	<b>11</b>	<b>15</b>	<b>13-17</b>	<b>54</b>	<b>0</b>	<b>47</b>	<b>2976</b>	<b>63.3</b>	<b>27</b>

# OPPONENT GAME-BY-GAME

Date	Opponent	Rushing				Receiving				Passing				Kick Returns				Punt Returns				tot off
		no.	yds	td	lg	no.	yds	td	lg	cmp-att-int	yds	td	lg	no.	yds	td	lg	no.	yds	td	lg	
09/02/2023	Eastern Ky.	32	125	0	34	13	177	1	23	13-25-2	177	1	23	6	118	0	26	0	0	0	0	302
09/09/2023	at Pittsburgh	29	83	0	38	10	179	3	60	10-32-0	179	3	60	2	28	0	20	2	8	0	11	262
09/16/2023	Miami (OH)	29	121	1	26	12	237	3	79	12-20-1	237	3	79	3	48	0	29	0	0	0	0	358
09/23/2023	Oklahoma	34	103	1	19	26	322	1	49	26-38-0	322	1	49	1	9	0	9	1	7	0	7	425
09/29/2023	at BYU	28	70	2	29	14	225	2	59	14-25-0	225	2	59	2	18	0	18	1	-1	0	0	295
10/14/2023	Iowa St.	38	123	1	20	15	241	2	75	15-25-0	241	2	75	2	110	0	72	3	3	0	2	364
10/21/2023	Baylor	28	80	1	20	25	316	1	55	25-42-0	316	1	55	1	17	0	17	4	52	0	41	396
10/28/2023	at Oklahoma St.	37	315	4	75	17	286	2	67	17-34-1	286	2	67	2	53	0	35	2	-4	0	0	601
<b>Opponents</b>		<b>255</b>	<b>1020</b>	<b>10</b>	<b>75</b>	<b>132</b>	<b>1983</b>	<b>15</b>	<b>79</b>	<b>132-241-4</b>	<b>1983</b>	<b>15</b>	<b>79</b>	<b>19</b>	<b>401</b>	<b>0</b>	<b>72</b>	<b>13</b>	<b>65</b>	<b>0</b>	<b>41</b>	<b>3003</b>
<b>Cincinnati</b>		<b>353</b>	<b>1781</b>	<b>9</b>	<b>68</b>	<b>150</b>	<b>1775</b>	<b>15</b>	<b>65</b>	<b>150-252-9</b>	<b>1775</b>	<b>15</b>	<b>65</b>	<b>11</b>	<b>212</b>	<b>0</b>	<b>37</b>	<b>13</b>	<b>48</b>	<b>0</b>	<b>12</b>	<b>3556</b>

## Opponents Averages

Games	Avg/ rush	Avg/ catch	Pass effc	KR avg	PR avg	All purpose avg/game	Total offense avg/game
8	4.0	15.0	141.1	21.1	5.0	444.3	375.4

		Tackles				Sacks	Fumble		Pass Defense			blkd	PAT attempts			off		
Date	Opponent	ua	a	total	tfl-yds	no-yds	ff	fr-yds	int-yds	qbh	brup	kick	kick	rush	rcv	saf	t/o	pts
09/02/2023	Eastern Ky.	32	62	94	6.0-20	2-10	2	1-0	0-0	0	1	0	1-1	0	0	0	0	13
09/09/2023	at Pittsburgh	34	44	78	6.0-20	3-8	0	0-0	1-2	8	1	0	3-3	0	0	0	0	21
09/16/2023	Miami (OH)	40	70	110	6.0-18	2-9	0	0-0	2-25	3	5	1	4-4	0	0	0	0	31
09/23/2023	Oklahoma	33	42	75	7.0-23	2-14	0	0-0	2-0	2	3	0	2-2	0	0	0	0	20
09/29/2023	at BYU	38	54	92	2.0-11	1-10	0	1-0	1-42	1	3	0	5-5	0	0	0	14	35
10/14/2023	Iowa St.	27	38	65	6.0-21	2-10	1	0-0	2-0	3	3	0	3-3	0	0	0	3	30
10/21/2023	Baylor	39	38	77	7.0-25	2-15	2	1-15	0-0	1	6	0	2-2	0	0	0	0	32
10/28/2023	at Oklahoma St.	41	34	75	6.0-17	1-9	1	1-0	1-16	7	2	0	6-6	0	0	0	7	45
Opponents		284	382	666	46.0-155	15-85	6	4-15	9-85	25	24	1	26-26	0	0	0	24	227
Cincinnati		233	254	487	50.0-186	17-110	6	5-0	4-39	24	33	0	21-21	0	2	0	21	202

Date	Opponent	Punting										Field Goals			Kickoffs			
		no.	yds	avg	long	blkd	tb	fc	50+	i20	md-att	long	blkd	no.	yds	avg	tb	ob
09/02/2023	Eastern Ky.	4	188	47.0	52	0	0	0	1	1	2-2	43	0	4	257	64.3	2	0
09/09/2023	at Pittsburgh	5	237	47.4	59	0	1	0	2	1	0-1	0	0	4	253	63.3	3	0
09/16/2023	Miami (OH)	4	208	52.0	63	0	0	1	2	3	1-1	20	0	5	325	65.0	3	0
09/23/2023	Oklahoma	6	232	38.7	45	0	0	1	0	2	2-2	34	0	5	322	64.4	3	0
09/29/2023	at BYU	6	306	51.0	66	0	2	1	3	3	0-1	0	0	6	390	65.0	6	0
10/14/2023	Iowa St.	3	126	42.0	55	0	1	1	1	1	3-3	34	0	7	447	63.9	5	0
10/21/2023	Baylor	2	99	49.5	51	0	0	1	1	1	4-4	54	0	8	488	61.0	3	0
10/28/2023	at Oklahoma St.	3	133	44.3	52	0	0	0	1	3	1-3	28	0	8	494	61.8	2	0
<b>Opponents</b>		<b>33</b>	<b>1529</b>	<b>46.3</b>	<b>66</b>	<b>0</b>	<b>4</b>	<b>5</b>	<b>11</b>	<b>15</b>	<b>13-17</b>	<b>54</b>	<b>0</b>	<b>47</b>	<b>2976</b>	<b>63.3</b>	<b>27</b>	<b>0</b>
<b>Cincinnati</b>		<b>30</b>	<b>1311</b>	<b>43.7</b>	<b>57</b>	<b>0</b>	<b>0</b>	<b>14</b>	<b>5</b>	<b>16</b>	<b>11-14</b>	<b>54</b>	<b>1</b>	<b>43</b>	<b>2594</b>	<b>60.3</b>	<b>19</b>	<b>1</b>

## TEAM GAME HIGHS

### Cincinnati - Game Highs

RUSHES	57	Miami (OH) (09/16/2023)
YARDS RUSHING	288	Baylor (10/21/2023)
YARDS PER RUSH	6.7	Baylor (10/21/2023)
TD RUSHES	3	Eastern Ky. (09/02/2023)
PASS ATTEMPTS	42	Oklahoma (09/23/2023)
PASS COMPLETIONS	23	at BYU (09/29/2023)
	23	Eastern Ky. (09/02/2023)
YARDS PASSING	438	Eastern Ky. (09/02/2023)
YARDS PER PASS	16.2	Eastern Ky. (09/02/2023)
TD PASSES	6	Eastern Ky. (09/02/2023)
TOTAL PLAYS	91	Miami (OH) (09/16/2023)
TOTAL OFFENSE	667	Eastern Ky. (09/02/2023)
YARDS PER PLAY	9.4	Eastern Ky. (09/02/2023)
POINTS	66	Eastern Ky. (09/02/2023)
SACKS BY	5	at Pittsburgh (09/09/2023)
FIRST DOWNS	30	Miami (OH) (09/16/2023)
	30	Eastern Ky. (09/02/2023)
PENALTIES	10	Miami (OH) (09/16/2023)
PENALTY YARDS	90	at Pittsburgh (09/09/2023)
TURNOVERS	2	at Oklahoma St. (10/28/2023)
	2	Iowa St. (10/14/2023)
	2	at BYU (09/29/2023)
	2	Oklahoma (09/23/2023)
	2	Miami (OH) (09/16/2023)
PUNTS	6	at Oklahoma St. (10/28/2023)
PUNTING AVG	48.3	Oklahoma (09/23/2023)
LONG PUNT	57	Oklahoma (09/23/2023)
PUNTS INSIDE 20	3	at Oklahoma St. (10/28/2023)
	3	Iowa St. (10/14/2023)
	3	Oklahoma (09/23/2023)
LONG PUNT RETURN	12	at BYU (09/29/2023)
	12	Eastern Ky. (09/02/2023)

## OPPONENT GAME HIGHS

### Opponent - Game Highs

RUSHES	38	Iowa St. (10/14/2023)
YARDS RUSHING	315	at Oklahoma St. (10/28/2023)
YARDS PER RUSH	8.5	at Oklahoma St. (10/28/2023)
TD RUSHES	4	at Oklahoma St. (10/28/2023)
PASS ATTEMPTS	42	Baylor (10/21/2023)
PASS COMPLETIONS	26	Oklahoma (09/23/2023)
YARDS PASSING	322	Oklahoma (09/23/2023)
YARDS PER PASS	11.9	Miami (OH) (09/16/2023)
TD PASSES	3	Miami (OH) (09/16/2023)
	3	at Pittsburgh (09/09/2023)
TOTAL PLAYS	72	Oklahoma (09/23/2023)
TOTAL OFFENSE	601	at Oklahoma St. (10/28/2023)
YARDS PER PLAY	8.5	at Oklahoma St. (10/28/2023)
POINTS	45	at Oklahoma St. (10/28/2023)
SACKS BY	3	at Pittsburgh (09/09/2023)
FIRST DOWNS	23	at Oklahoma St. (10/28/2023)
PENALTIES	8	Oklahoma (09/23/2023)
PENALTY YARDS	55	Iowa St. (10/14/2023)
TURNOVERS	3	Eastern Ky. (09/02/2023)
PUNTS	6	at BYU (09/29/2023)
	6	Oklahoma (09/23/2023)
PUNTING AVG	52.0	Miami (OH) (09/16/2023)
LONG PUNT	66	at BYU (09/29/2023)
PUNTS INSIDE 20	3	at Oklahoma St. (10/28/2023)
	3	at BYU (09/29/2023)
	3	Miami (OH) (09/16/2023)
LONG PUNT RETURN	41	Baylor (10/21/2023)



## SCORING DRIVES

## SEPT. 2 EKU

SCORING PLAY	QTR	CLOCK	PLAYS	YDS	TIME
Henderson 49-yard pass from Jones	1	11:45	7	71	3:09
Wiggins 39-yard pass from Jones	1	6:52	5	87	2:07
Jones 1-yard run	1	1:41	9	80	3:46
Singletary 1-yard pass from Jones	2	11:47	4	77	1:23
Jones 12-yard run	2	7:17	8	65	3:04
Smith 48-yard pass from Jones	2	0:49	10	84	4:14
Brown 46-yard field goal	3	13:21	4	-9	1:27
Turner 6-yard pass from Jones	3	2:42	11	75	5:30
Lichtenberg 4-yard run	4	13:39	6	37	2:39
Jackson Jr. 65-yard pass from Lichtenberg	4	4:37	4	75	1:53

## SEPT. 9 PITTSBURGH

SCORING PLAY	QTR	CLOCK	PLAYS	YDS	TIME
Singletary 12-yard pass from Jones	1	13:06	4	64	1:24
Brown 22-yard field goal	1	8:57	5	74	2:20
Kiner 7-yard run	2	13:20	7	76	3:07
Brown 47-yard field goal	2	0:05	17	69	8:11
Smith 21-yard pass from Jones	3	9:17	4	36	1:44

## SEPT. 16 MIAMI (OH)

SCORING PLAY	QTR	CLOCK	PLAYS	YDS	TIME
Kiner 4-yard run	1	11:47	6	75	2:58
Brown 28-yard field goal	1	1:40	11	72	4:48
Brown 23-yard field goal	2	1:52	16	79	7:23
Brown 23-yard field goal	3	7:23	11	62	4:21
Jones 17-yard run	4	13:52	11	75	4:09

## SEPT. 23 OKLAHOMA

SCORING PLAY	QTR	CLOCK	PLAYS	YDS	TIME
Brown 40-yard field goal	1	7:39	9	37	3:45
Brown 54-yard field goal	3	8:22	12	49	4:32

## SEP. 29 BYU

SCORING PLAY	QTR	CLOCK	PLAYS	YDS	TIME
Metayer 27-yard pass from Jones	2	10:59	17	90	6:49
Brown 33-yard field goal	2	0:44	9	42	2:49
Brown 22-yard field goal	3	5:24	14	71	6:14
Metayer 23-yard pass from Jones	3	0:59	5	75	1:54
Smith 31-yard pass from Jones	4	0:26	8	80	1:10

## OCT. 14 IOWA STATE

SCORING PLAY	QTR	CLOCK	PLAYS	YDS	TIME
Metayer 20-yard pass from Jones	1	0:42	10	75	4:49
Brown 36-yard field goal	3	4:03	14	56	6:42

## OCT. 21 BAYLOR

SCORING PLAY	QTR	CLOCK	PLAYS	YDS	TIME
Henderson 4-yard pass from Jones	2	14:55	14	75	6:00
Montgomery M. 38-yard run	2	5:59	4	75	1:19
Montgomery M. 1-yard run	4	14:20	12	62	5:32
Henderson 29-yard pass from Jones	4	5:03	6	75	1:58

## OCT. 28 OKLAHOMA STATE

SCORING PLAY	QTR	CLOCK	PLAYS	YDS	TIME
Montgomery M. 63-yard run	1	3:35	4	82	1:41
Turner 21-yard pass from Lichtenberg	4	4:54	7	65	1:47

## NOV. 4 UCF

SCORING PLAY	QTR	CLOCK	PLAYS	YDS	TIME
--------------	-----	-------	-------	-----	------

## NOV. 11 HOUSTON

SCORING PLAY	QTR	CLOCK	PLAYS	YDS	TIME
--------------	-----	-------	-------	-----	------

## NOV. 18 WEST VIRGINIA

SCORING PLAY	QTR	CLOCK	PLAYS	YDS	TIME
--------------	-----	-------	-------	-----	------

## NOV. 25 KANSAS

SCORING PLAY	QTR	CLOCK	PLAYS	YDS	TIME
--------------	-----	-------	-------	-----	------

## LONG PLAYS

## LONG PLAYS (20-YARDS OR MORE)

YDS.	TYPE	PLAYER(S)	OPP.
68	Rush	Kiner rush middle	Pittsburgh
65*	Pass	Jackson Jr. from Lichtenberg	EKU
63*	Rush	Montgomery M. rush left	Oklahoma State
54	Rush	Kiner rush middle	EKU
53	Pass	Henderson from Jones	Oklahoma State
49*	Pass	Henderson from Jones	EKU
48*	Pass	Smith from Jones	EKU
40	Rush	Kiner rush middle	Baylor
39*	Pass	Wiggins from Jones	EKU
38*	Rush	Montgomery M. rush middle	Baylor
38	Rush	Kiner rush right	Baylor
37	Pass	Smith from Jones	Miami (OH)
35	Rush	Montgomery M. rush right	Baylor
35	Pass	Metayer from Jones	Oklahoma
32	Pass	Singletary from Jones	Miami (OH)
32	Pass	Scott from Jones	EKU
31	Pass	Henderson from Jones	EKU
31*	Pass	Smith from Jones	BYU
30	Pass	Henderson from Jones	Baylor
30	Pass	Wiggins from Smith	Pittsburgh
29	Pass	Henderson from Jones	EKU
29*	Pass	Henderson from Jones	Baylor
27*	Pass	Metayer from Jones	BYU
27	Rush	Metayer rush left	Miami (OH)
26	Rush	Turner rush right	Oklahoma State
26	Rush	Montgomery R. rush middle	Miami (OH)
25	Pass	Montgomery R. from Jones	EKU
25	Rush	Turner jet sweep left	Pittsburgh
23	Pass	Henderson from Jones	BYU
23	Pass	Smith from Jones	BYU
23*	Pass	Metayer from Jones	BYU
22	Pass	Henderson from Jones	Oklahoma
22	Pass	Henderson from Jones	Miami (OH)
21	Pass	Henderson from Jones	Miami (OH)
21*	Pass	Smith from Jones	Pittsburgh
21*	Pass	Turner from Lichtenberg	Oklahoma State
20*	Pass	Metayer from Jones	Iowa State
20	Pass	Smith from Jones	Pittsburgh
20	Pass	Wiggins from Jones	Miami (OH)
20	Rush	Jones rush right	Oklahoma
20	Rush	Jones rush right	BYU

\* Touchdown scored on play

# MILESTONE GAMES / LONGEST PLAYS ALL-TIME

## CURRENT PLAYERS SUPERLATIVES

### 300 YARDS PASSING

YDS	NAME	OPPONENT	DATE
464	Emory Jones*	Samford	11/13/21
<b>345</b>	<b>Emory Jones</b>	<b>EKU</b>	<b>9/2/23</b>

\*While at Florida

### 100 YARDS RUSHING

YDS	NAME	OPPONENT	DATE
<b>153</b>	<b>Corey Kiner</b>	<b>at Pittsburgh</b>	<b>9/10/23</b>
144	Emory Jones*	Tennessee	9/25/21
<b>129</b>	<b>Corey Kiner</b>	<b>Baylor</b>	<b>10/21/23</b>
106	Corey Kiner	at Tulsa	10/1/23
<b>105</b>	<b>Corey Kiner</b>	<b>EKU</b>	<b>9/2/23</b>
104	Myles Montgomery	Kennesaw State	9/10/22
<b>104</b>	<b>Ryan Montgomery</b>	<b>Miami (OH)</b>	<b>9/17/23</b>
<b>103</b>	<b>Myles Montgomery</b>	<b>Baylor</b>	<b>10/21/23</b>
<b>101</b>	<b>Emory Jones</b>	<b>Miami (OH)</b>	<b>9/17/23</b>

\*While at Florida

### 100 YARDS RECEIVING

YDS	NAME	OPPONENT	DATE
<b>149</b>	<b>Xzavier Henderson</b>	<b>EKU</b>	<b>9/2/23</b>
<b>140</b>	<b>Xzavier Henderson</b>	<b>Miami (OH)</b>	<b>9/17/23</b>
110	Xzavier Henderson*	vs. Georgia	10/29/22

\*While at Florida

## LONGEST PLAYS

### ALL PLAYS

1.	100 (KR)	Jadon Thompson vs. ECU (TD).....	2022
	100 (KR)	Darrin Williams vs. SEMO (TD).....	2009
	100 (KR)	Mardy Gilyard at West Virginia (TD).....	2008
	100 (KR)	Walter Heuck vs. Denison (TD).....	1910
5.	99 (KR)	Tre Tucker at Indiana (TD).....	2021
	99 (KR)	Mardy Gilyard at Pittsburgh (TD).....	2009
	99 (KR)	Keith Jenkins vs. Houston (TD).....	1975
8.	98 (PR)	Errol Prisby vs. North Texas State (TD).....	1963
	96 (I)	Bob Del Rosa vs. Oklahoma State (TD).....	19589
10.	95 (P)	Greg Cook to Tom Rossley vs. Louisville (TD).....	1968
11.	92 (FdB)	DeJuan Gossett vs. Tulane (TD).....	1998
12.	91 (R)	Desmond Ridder at SMU (TD).....	2020
	91 (P)	Eric Vibberts to James Scott vs. ECU (TD).....	1994
	91 (R)	Joe Miller vs. Xavier (TD).....	1953

### RUSHING

1.	91	Desmond Ridder @ SMU (TD).....	2020
	91	Joe Miller vs. Xavier (TD).....	1953
2.	84	Hosey Williams vs. UConn.....	2015
3.	81	Michael Warren II (TD) vs. Tulane.....	2018
	80	Isaiah Pead vs. Miami (OH) (TD).....	2010
	80	Allen Harvin vs. Miami (OH).....	1982
	80	Art Bailey vs. Southern Miss (TD).....	1977
	80	Bill Bailey vs. Kansas State (TD).....	1965
	80	Dick Goist vs. William & Mary (TD).....	1953
8.	79	Jerome Ford vs. Houston (TD).....	2021
	79	Jerome Ford vs. UCF (TD).....	2021
	79	Kahlil Lewis at Purdue.....	2016
	79	Richard Hall vs. Miami (OH).....	2004
	79	Reggie Harrison vs. Louisville (TD).....	1972

### PASSING

1.	95	Greg Cook to Tom Rossley vs. Louisville (TD).....	1968
2.	91	Eric Vibberts to James Scott vs. ECU (TD).....	1994
3.	88	Gunner Kiel to Mekale McKay vs. Temple (TD).....	2015
4.	83	Gunner Kiel to Chris Moore at Ohio State (TD).....	2014
	83	Brendon Kay to Travis Kelce vs. Duke (TD).....	2012
	83	Nick Davila to Brent Celek vs. Rutgers (TD).....	2006
7.	82	Hayden Moore to Devin Gray at Tulsa (TD).....	2016
	82	Eric Vibberts to Robert Tate vs. Kansas (TD).....	1995
	82	Brig Owens to Errol Prisby vs. Dayton (TD).....	1964
10.	81	Desmond Ridder to Tyler Scott vs. Miami (OH) (TD).....	2021
	81	Zach Collaros to Armon Binns at Syracuse (TD).....	2009

### FIELD GOALS

1.	58	Jon Bacon vs. Miami (OH).....	1994
2.	55	Jake Rogers vs. Oregon State.....	2007
3.	<b>54</b>	<b>Carter Brown vs. Oklahoma</b> .....	<b>2023</b>
	54	Jake Rogers at Connecticut.....	2008
	54	Dan Shepherd vs. Tulsa.....	1975
6.	53	Jake Rogers at Hawai'i.....	2008
	53	Sal Casola vs. Memphis.....	1973
8.	52	Ryan Coe at SMU.....	2022
	52	Alex Bales vs. Navy.....	2021
10.	51	Andrew Gantz vs. Miami (Fla.).....	2015
	51	Steve Schultz vs. Miami (OH).....	1976
12.	50	Cole Smith vs. Tulsa.....	2019
	50	Andrew Gantz at East Carolina.....	2015
	50	Jake Rogers vs. Rutgers.....	2008
	50	Eric Richards vs. Southern Miss.....	1997
	50	Phil Insalaco vs. Miami (OH).....	1988

### KICKOFF RETURN

1.	100	Jadon Thompson vs. ECU (TD).....	2022
	100	Darrin Williams vs. SEMO (TD).....	2009
	100	Mardy Gilyard at West Virginia (TD).....	2008
	100	Walter Heuck vs. Denison (TD).....	1910
3.	99	Tre Tucker vs. Indiana (TD).....	2021
	99	Mardy Gilyard at Pittsburgh (TD).....	2009
	99	Keith Jenkins vs. Houston (TD).....	1975

### PUNT RETURN

1.	98	Errol Prisby vs. North Texas State (TD).....	1963
2.	85	Dom Del Bene vs. Hardin-Simmons (TD).....	1951
3.	84	Joe Morrison vs. Marquette (TD).....	1956
4.	78	Tinker Keck vs. Louisville (TD).....	1997
	78	Tony Jackson vs. Dayton (TD).....	1967

### PUNTS

1.	<b>84</b>	<b>Mason Fletcher at SMU</b> .....	<b>2022</b>
2.	78	Mike Connell vs. Louisiana-Lafayette.....	1976
3.	76	Pat O'Donnell vs. NC State.....	2011
4.	75	Clem Fennell at Louisville.....	1971
5.	72	James Smith at Temple.....	2018
	72	Doug Johnson vs. Memphis.....	1997
7.	69	Adam Wulfeck at Army.....	2001
8.	68	Jeff Blaylock at Tulsa.....	1993
9.	<b>67</b>	<b>Mason Fletcher vs. Miami (Ohio)</b> .....	<b>2022</b>
	67	Shaun Burdick vs. Virginia Tech.....	1985
	67	Dave Ritchie at Houston.....	1959

### INTERCEPTION RETURN

1.	96	Bob Del Rosa vs. Oklahoma State (TD).....	1958
2.	88	Joe Morrison vs. Dayton (TD).....	1956
3.	87	Joe Morrison vs. Wichita State (TD).....	1956
4.	84	DeAngelo Smith vs. Rutgers (TD).....	2006
5.	83	Shawn Ferguson vs. Memphis (TD).....	1998
	83	Art Sheffield vs. Indiana State (TD).....	1988
7.	80	Gene Gibson vs. Mississippi State (TD).....	1949
8.	79	Mike Mickens vs. South Florida (TD).....	2007
9.	78	Barry Maroney vs. Dayton (TD).....	1956
10.	77	Greg Butler vs. Villanova (TD).....	1972

### FUMBLE RETURN

1.	92	DeJuan Gossett vs. Tulane (TD).....	1998
2.	82	Ivan Fields @ Memphis (TD).....	2000
3.	76	Deven Drane vs. Fordham (TD).....	2012
4.	75	John Viltro vs. Richmond (TD).....	1975
5.	54	Maalik Bomar vs. Akron (TD).....	2011
6.	53	Grant Coleman vs. Houston.....	2016
7.	43	Fran Callicott vs. North Texas (TD).....	2002
8.	39	Kevin McCullough vs. USF (TD).....	2006
9.	39	Antwan Peek @ Temple.....	2002
10.	32	Jim O'Connell @ Ohio (TD).....	1977

## OFFENSIVE RECORDS - RUSHING

## RUSHING

## GAME RECORDS

## Rushing Attempts

1.	45	Steve Cowan vs. Ohio.....	1970
2.	41	DeMarco McCleskey vs. ECU.....	1998
3.	39	Lloyd Pate vs. Wichita State.....	1967
4.	37	Robert Cooper vs. Miami (OH).....	1999
5.	36	Robert Cooper vs. Memphis.....	1999
	36	Daryl Royal vs. Miami (OH).....	1996
	36	Reggie Taylor vs. Miami (OH).....	1986
	36	David Small vs. Toledo.....	1993
9.	35	Reggie Harrison at Ohio.....	1973
	35	DeMarco McCleskey vs. Houston.....	1998
	35	Michael Warren II at UCLA.....	2018

## Rushing Yards

1.	306	Bob Hynes vs. Case Western Reserve.....	1923
2.	282	Daryl Royal vs. Miami (OH).....	1996
3.	267	Clem Turner vs. Kansas State.....	1966
4.	266	Steve Cowan vs. Ohio.....	1970
5.	259	Reggie Taylor vs. Miami (OH).....	1986
6.	238	Richard Hall vs. Miami (OH).....	2004
7.	234	DeMarco McCleskey vs. ECU.....	1998
8.	233	David Small vs. Kent State.....	1992
9.	219	David Small vs. Middle Tennessee State.....	1991
10.	213	Isaiah Pead vs. Rutgers.....	2010

## Rushing Touchdowns

1.	6	Ike Stewart vs. Transylvania.....	1912
	6	Bob Heuck vs. Transylvania.....	1912
3.	4	six times, last by Jerome Ford vs. UCF.....	2021
		and Isaiah Pead vs. Rutgers.....	2010

## Three Backs with 100+ Yards in a Game

1970	vs. Xavier	Albert Johnson.....	130
		Dick James.....	119
		Steve Cowan.....	105

## Two Backs with 100+ Yards in a Game

2022	vs. Baylor	Corey Kiner.....	129
		Myles Montgomery.....	103
	vs. Miami (Ohio)	Ryan Montgomery.....	104
		Emory Jones.....	101
2018	vs. ECU	Charles McClelland.....	114
		Tavion Thomas.....	106
	vs. AAMU	Tavion Thomas.....	141
		Charles McClelland.....	121
2015	vs. UConn	Hosey Williams.....	140
		Mike Boone.....	117
2014	at Tulane	Rod Moore.....	124
		Mike Boone.....	113
2003	vs. ECU	Derrick Eddington.....	138
		Richard Hall.....	117
1991	at Kent State	Vince Powell.....	121
		David Small.....	118
1991	at Louisville	Vince Powell.....	140
		David Small.....	111
1985	at Louisville	Reggie Taylor.....	126
		Robert Williams.....	100
1977	vs. Tulsa	Gus Tucker.....	143
		Bob Massong.....	101
1966	vs. Kansas State	Clem Turner.....	267
		Tony Jackson.....	118
1964	vs. Tulsa	Brig Owens.....	163
		Al Nelson.....	106

## RUSHING

## SEASON RECORDS

## Rushing Attempts

1.	315	DeMarco McCleskey.....	2002
2.	264	Reggie Taylor.....	1985
3.	261	Michael Warren II.....	2019
4.	256	Reggie Taylor.....	1986
5.	246	James Bettis.....	1981
6.	244	Michael Warren II.....	2018
7.	243	George Winn.....	2012
8.	239	Steve Cowan.....	1970
9.	237	Isaiah Pead.....	2011
10.	233	Allen Harvin.....	1978

## Rushing Yards

1.	1,361	DeMarco McCleskey.....	2002
2.	1,334	George Winn.....	2012
3.	1,329	Michael Warren II.....	2018
4.	1,325	Reggie Taylor.....	1986
5.	1,319	Jerome Ford.....	2021
6.	1,283	Allen Harvin.....	1978
7.	1,265	Michael Warren II.....	2019
8.	1,259	Isaiah Pead.....	2011
9.	1,245	Robert Cooper.....	1999
10.	1,226	James Bettis.....	1981

## Rushing Average (Minimum 50 Attempts)

1.	8.77	Dick Goist.....	1953
2.	7.70	Charles McClelland.....	2018
3.	7.62	Joe Miller.....	1953
4.	7.54	Jim Niemann.....	1954
5.	7.20	Mike Boone.....	2015
6.	7.05	Roger Stephens.....	1947
7.	7.00	Myles Montgomery (51-357, current).....	2023
8.	6.70	Isaiah Pead.....	2010
9.	6.60	Isaiah Pead.....	2010
10.	6.40	Mike Boone.....	2014
11.	6.34	Dolph Banks.....	1965

## Rushing Touchdowns

1.	19	Jerome Ford.....	2021
	19	Michael Warren II.....	2018
3.	17	David Small.....	1993
4.	15	DeMarco McCleskey.....	2002
5.	14	Michael Warren II.....	2019
6.	13	George Winn.....	2012
	13	Al Nelson.....	1964
8.	12	Isaiah Pead.....	2011
9.	11	six times, last by DeMarco McCleskey.....	1998

## 100-Yard Games

1.	8	Reggie Taylor.....	1986
2.	7	Michael Warren II.....	2018 / 2019
	7	James Bettis.....	1981
	7	Allen Harvin.....	1978
4.	6	seven times, last by George Winn.....	2012

## Consecutive 100-Yard Games

1.	5	Allen Harvin.....	1978
	5	James Bettis.....	1980
	5	Reggie Taylor.....	1986
	5	David Small.....	1993
5.	4	six times, last by Michael Warren II.....	2018

## RUSHING

## CAREER RECORDS

## Rushing Attempts

1.	876	Reggie Taylor.....	1983-86
2.	777	DeMarco McCleskey.....	1998, 2000-02
3.	630	David Small.....	1991-93
4.	593	Allen Harvin.....	1978-82
5.	561	Robert Cooper.....	1996-99
6.	559	Michael Warren II.....	2017-19
7.	545	Isaiah Pead.....	2008-11
8.	533	James Bettis.....	1978-81
9.	502	Desmond Ridder.....	2018-21
10.	495	Al Johnson.....	1969-71

## Rushing Yards

1.	4,242	Reggie Taylor.....	1983-86
2.	3,487	DeMarco McCleskey.....	1998, 2000-02
3.	3,288	Isaiah Pead.....	2008-11
4.	2,998	Allen Harvin.....	1978-82
5.	2,963	David Small.....	1991-93
6.	2,918	Michael Warren II.....	2017-19
7.	2,786	Robert Cooper.....	1996-99
8.	2,498	James Bettis.....	1978-81
9.	2,250	Mike Boone.....	2014-17
10.	2,223	Al McKinney.....	1985-88

## Rushing Average (Min. 150 Attempts)

1.	6.65	Roger Stephens.....	1946-48
2.	6.28	Jerome Ford.....	2020-21
3.	6.12	Charles McClelland.....	2018-22
4.	6.07	Dom Del Bene.....	1951-53
5.	6.00	Isaiah Pead.....	2008-11
6.	5.72	Joe Miller.....	1953-55
7.	5.60	Gerrid Doaks.....	2016-
8.	5.52	Bill Bailey.....	1963-65
9.	5.40	Mike Boone.....	2014-17
10.	5.33	George Winn.....	2009-12
--	5.02	Corey Kiner (200-1,004, current).....	2022-present

## Rushing Touchdowns

1.	37	DeMarco McCleskey.....	1998, 2000-02
2.	34	Michael Warren II.....	2017-19
3.	31	David Small.....	1991-93
4.	28	Desmond Ridder.....	2018-21
5.	27	Jerome Ford.....	2020-21
	27	Isaiah Pead.....	2008-11
7.	25	Reggie Harrison.....	1971-73
8.	24	Mike Boone.....	2014-17
	24	Reggie Taylor.....	1983-86
10.	22	Bob Heuck.....	1910-12

## 300-Yard Games

1.	1	Bob Hynes.....	1923
----	---	----------------	------

## 200-Yard Games

1.	4	David Small.....	1991-93
2.	2	Robert Cooper.....	1999
3.	1	10 tied, last by Mike Boone (212).....	2014

## 100-Yard Games

1.	21	Reggie Taylor.....	1983-86
2.	14	Michael Warren II.....	2017-19
	14	DeMarco McCleskey.....	1998, 2000-02
	14	David Small.....	1991-93
5.	13	James Bettis.....	1978-81
6.	12	Allen Harvin.....	1978-82
7.	11	Isaiah Pead.....	2008-11
8.	9	Robert Cooper.....	1996-99

## OFFENSIVE RECORDS - PASSING

PASSING  
GAME RECORDS

## Passing Attempts

1.	59	Deontey Kenner vs. Southern Miss.	1999
2.	57	Gunner Kiel at Miami (Fla.)	2014
3.	56	Hayden Moore at UConn	2016
	56	Greg Cook vs. Ohio	1968
5.	53	Hayden Moore at Memphis	2015
	53	Zach Collaros vs. USF	2010

## Passing Completions

1.	35	Deontey Kenner vs. Southern Miss.	1999
	35	Greg Cook vs. Ohio	1968
3.	33	Desmond Ridder at SMU	2018
4.	32	Tony Pike vs. Illinois	2009
5.	31	Desmond Ridder at USF	2021
	31	Hayden Moore at Memphis	2015
	31	Gunner Kiel at Miami (Fla.)	2014
	31	Gino Guidugli vs. Army	2001
	31	Greg Cook vs. Miami (OH)	1968

## Passing Yards

1.	557	Hayden Moore at Memphis	2015
2.	554	Greg Cook vs. Ohio	1968
3.	523	Gunner Kiel at Houston	2015
4.	480	Zach Collaros vs. Connecticut	2009
5.	463	Zach Collaros vs. USF	2010
6.	436	Gunner Kiel vs. ECU	2014
7.	431	Ben Mauk vs. Syracuse	2007
8.	427	Gunner Kiel vs. Temple	2015
	418	Gunner Kiel vs. Toledo	2014
10.	407	Deontey Kenner vs. Southern Miss.	1999
	407	Greg Cook vs. Miami (OH)	1968

## Passing Touchdowns

1.	6	Gunner Kiel vs. Toledo	2014
	6	Tony Pike vs. Illinois	2009
3.	5	<b>Emory Jones vs. ECU</b>	<b>2023</b>
	5	Gunner Kiel vs. UCF	2015
	5	Zach Collaros at Louisville	2010
	5	Gino Guidugli vs. Southern Miss.	2004
7.	4	25 times, last by Desmond Ridder vs. Miami (OH)	2021

## Pass Interceptions

1.	6	Mike Shoemaker vs. Xavier	1972
----	---	---------------------------	------

PASSING  
SEASON RECORDS

## Passing Attempts

1.	472	Gino Guidugli	2002
2.	425	Gino Guidugli	2003
3.	411	Greg Cook	1968
4.	390	Gunner Kiel	2014
5.	386	Ben Mauk	2007
6.	383	Zach Collaros	2010
7.	379	Deontey Kenner	1999
8.	369	Danny McCoin	1986
9.	360	Brendon Kay	2013
10.	350	Troy Bodine	1984

## Passing Completions

1.	258	Gino Guidugli	2002
2.	251	Desmond Ridder	2021
3.	247	Brendon Kay	2013
4.	237	Danny McCoin	1986
5.	235	Ben Mauk	2007
6.	233	Gunner Kiel	2014
7.	227	Gino Guidugli	2003
8.	225	Zach Collaros	2010
9.	219	Greg Cook	1968
10.	213	Ben Bryant	2022

PASSING  
SEASON RECORDS (CONT.)

## Passing Yards

1.	3,543	Gino Guidugli	2002
2.	3,334	Desmond Ridder	2021
3.	3,272	Greg Cook	1968
4.	3,254	Gunner Kiel	2014
5.	3,121	Brendon Kay	2013
	3,121	Ben Mauk	2007
7.	2,902	Zach Collaros	2010
8.	2,831	Danny McCoin	1986
9.	2,777	Gunner Kiel	2015
10.	2,731	Ben Bryant	2022

## Passing Completion Percentage (Min. 100 Att.)

1.	.750	Zach Collaros	2009
2.	.686	Brendon Kay	2013
3.	.652	Gunner Kiel	2015
4.	.649	Desmond Ridder	2021
5.	.642	Danny McCoin	1986
6.	.630	Brendon Kay	2012
7.	.626	Eric Vibberts	1994
8.	.624	Desmond Ridder	2018
9.	.624	Tony Pike	2009
10.	.614	Gino Guidugli	2004
	.614	Tony Pike	2008
--	<b>.597</b>	<b>Emory Jones (139-of-233, current)</b>	<b>2023</b>

## Passing Yards per Completion (Min. 50 Completions)

1.	18.74	Albert Johnson	1969
2.	16.22	Gene Rossi	1951
3.	15.59	Gene Rossi	1952
4.	15.42	Zach Collaros	2009
5.	15.07	Greg Cook	1967
6.	14.98	Mike Murphy	1954
7.	14.97	Tom O'Malley	1949
8.	14.94	Greg Cook	1968
9.	14.92	Brendon Kay	2012
10.	14.71	Gene Rossi	1950

## Passing Efficiency (Min. 100 Attempts)

1.	195.53	Zach Collaros	2009
2.	163.07	Brendon Kay	2012
3.	158.70	Desmond Ridder	2021
4.	155.50	Brendon Kay	2013
5.	151.89	Gunner Kiel	2015
6.	151.85	Nick Davila	2006
7.	150.64	Ben Mauk	2007
8.	149.82	Tony Pike	2009
9.	149.74	Gene Rossi	1952
10.	149.39	Gunner Kiel	2014

## Passing Touchdowns

1.	31	Gunner Kiel	2014
	31	Ben Mauk	2007
3.	30	Desmond Ridder	2021
4.	29	Tony Pike	2009
5.	26	Zach Collaros	2010
	26	Gino Guidugli	2004
7.	25	Greg Cook	1968
8.	22	Brendon Kay	2013
	22	Gino Guidugli	2002
10.	21	Ben Bryant	2022

## Pass Interceptions

1.	21	Gino Guidugli	2002
2.	20	Troy Bodine	1984
3.	19	Eric Vibberts	1995
4.	17	Greg Cook	1968
5.	16	Lance Harp	1992

PASSING  
SEASON RECORDS (CONT.)

## Passing Touchdown-Interception Margin

1.	+23	Tony Pike	2009
2.	+22	Desmond Ridder	2021
	+22	Ben Mauk	2007
4.	+18	Gunner Kiel	2014
	+18	Gino Guidugli	2004

PASSING  
CAREER RECORDS

## Passing Attempts

1.	1,556	Gino Guidugli	2001-04
2.	1,304	Desmond Ridder	2018-21
3.	954	Hayden Moore	2015-18
4.	922	Deontey Kenner	1997-2000
5.	899	Danny McCoin	1984-87
6.	833	Gunner Kiel	2014-16
7.	788	Lance Harp	1991-93
8.	783	Zach Collaros	2008-11
9.	682	Tony Pike	2007-09
10.	658	Danny Barrett	1980-82

## Passing Completions

1.	880	Gino Guidugli	2001-04
2.	810	Desmond Ridder	2018-21
3.	545	Hayden Moore	2015-18
4.	544	Danny McCoin	1984-87
5.	505	Gunner Kiel	2014-16
6.	498	Deontey Kenner	1997-2000
7.	485	Zach Collaros	2008-11
8.	421	Tony Pike	2007-09
9.	397	Lance Harp	1991-93
10.	388	Dustin Grutza	2005-08

## Completion Percentage (Min. 200 Att.)

1.	.654	Brendon Kay	2009-13
2.	.624	Zach Collaros	2008-10
3.	.621	Desmond Ridder	2018-21
4.	.617	Tony Pike	2007-09
5.	.615	Ben Bryant	2018-20, 2022
6.	.609	Ben Mauk	2007
7.	.606	Gunner Kiel	2014-16
8.	.605	Danny McCoin	1984-87
9.	.601	Dustin Grutza	2005-08
10.	<b>.597</b>	<b>Emory Jones (139-of-233, current)</b>	<b>2023</b>
11.	.571	Hayden Moore	2015-18

## Passing Yards

1.	11,453	Gino Guidugli	2001-04
2.	10,239	Desmond Ridder	2018-21
3.	6,835	Gunner Kiel	2014-16
4.	6,801	Danny McCoin	1984-87
5.	6,518	Hayden Moore	2015-18
6.	6,278	Zach Collaros	2008-11
	6,278	Deontey Kenner	1997-2000
8.	5,018	Tony Pike	2007-09
9.	4,906	Greg Cook	1966-68
10.	4,803	Lance Harp	1991-93

## Passing Yards Per Completion (Min. 100 Comp.)

1.	16.18	Mike Murphy	1953-55
2.	15.86	Albert Johnson	1969-71
3.	15.58	Gene Rossi	1949-52
4.	14.78	Greg Cook	1966-68
5.	14.38	Tom O'Malley	1947-49
6.	14.33	Brig Owens	1963-64
7.	13.84	Tony Kapetanias	1977-79
8.	13.82	Chad Plummer	1995-98
9.	13.59	Zach Collaros	2008-10
10.	13.53	Gunner Kiel	2014-16



# OFFENSIVE RECORDS - PASSING & RECEIVING

## PASSING

### CAREER RECORDS (CONT.)

#### Touchdown Passes

1.	87	Desmond Ridder	2018-21
2.	78	Gino Guidugli	2001-04
3.	56	Gunner Kiel	2014-16
4.	51	Zach Collaros	2008-10
5.	49	Tony Pike	2007-09
6.	42	Hayden Moore	2015-18
7.	39	Danny McCain	1984-87
8.	37	Gene Rossi	1949-52
9.	34	Greg Cook	1966-68
10.	32	Brendon Kay	2009-13

#### Pass Interceptions

1.	48	Gino Guidugli	2001-04
2.	37	Deontey Kenner	1997-2000
	37	Danny Barrett	1979-82
4.	35	Greg Cook	1966-68
5.	34	Gene Rossi	1949-52
	34	Tony Kapetanis	1977-79
7.	33	Lance Harp	1991-93
8.	28	Desmond Ridder	2018-21
	28	Hayden Moore	2015-18
	28	Troy Bodine	1983-84
	28	Henry Miller	1973-76

#### Passing Touchdown-Interception Margin

1.	+59	Desmond Ridder	2018-21
2.	+30	Gino Guidugli	2001-04
	+30	Gunner Kiel	2014-16
4.	+29	Tony Pike	2007-09
5.	+22	Ben Mauk	2007
6.	+20	Zach Collaros	2008-10

#### Consecutive 250+ Yard Passing Games

1.	8	Greg Cook	1968
2.	7	Brendon Kay	2013

## RECEIVING

### GAME RECORDS

#### Receptions

1.	15	Shaq Washington at ECU	2015
2.	13	Tom Rossley vs. Wichita State	1968
	13	Jon Olinger vs. Miami (OH)	2002
4.	12	8 times, last by Xzavier Henderson vs. Miami (OH)	2023

#### Receiving Yards

1.	254	Tom Rossley vs. Louisville	1968
2.	240	Jon Olinger vs. Miami (OH)	2002
3.	221	Chris Moore at Ohio State	2014
	212	Jim O'Brien vs. Ohio	1968
4.	210	Marcus Barnett vs. West Virginia	2007
5.	203	Kahlil Lewis vs. ECU	2018
6.	196	Jim O'Brien vs. Tampa	1968

#### Receiving Touchdowns

1.	3	Tyler Scott vs. Indiana	2022
	3	Kahlil Lewis vs. ECU	2016
	3	Chris Moore at Ohio State	2014
	3	Armon Binns at Louisville	2010
	3	Marcus Barnett vs. Syracuse	2007
	3	Hannibal Thomas vs. Southern Miss.	2004
	3	Jon Olinger at ECU	2002
	3	Deno Foster at Louisville	1983
	3	Jim O'Brien vs. Tampa	1968

## RECEIVING

### SEASON RECORDS

#### Receptions

1.	90	Shaq Washington	2015
2.	87	Mardy Gilyard	2009
3.	84	Dominick Goodman	2008
4.	81	Mardy Gilyard	2008
5.	80	Tom Rossley	1968*
6.	75	Armon Binns	2010
	75	Shaq Washington	2013
8.	73	LaDaris Vann	2001
9.	71	LaDaris Vann	2002
10.	68	Dominick Goodman	2007

\*-10 game season

#### Receiving Yards

1.	1,276	Mardy Gilyard	2008
2.	1,191	Mardy Gilyard	2009
3.	1,114	Jon Olinger	2002
4.	1,107	Jim O'Brien	1968*
5.	1,101	Armon Binns	2010
6.	1,072	Tom Rossley	1968*
7.	1,028	Dominick Goodman	2008
	1,028	Hannibal Thomas	2004
9.	982	Shaq Washington	2015
	908	Anthony McClung	2013

\*-10 game season

#### Yards Per Reception (Min. 20 Rec.)

1.	25.16	Jim O'Brien	1968*
2.	22.40	Chris Moore	2014
3.	21.80	Chris Moore	2015
4.	21.75	Jason Stargel	1985
5.	21.25	Jason Stargel	1983
6.	21.04	Jim O'Brien	1969
7.	20.62	Jon Olinger	2002
8.	19.67	Aaron Hagans	1979
9.	19.48	Anthony Ladd	1996
10.	19.46	Robert Tate	1995

\*-10 game season

## RECEIVING

### SEASON RECORDS (CONT.)

#### Touchdown Receptions

1.	13	Marcus Barnett	2007
2.	12	Jim O'Brien	1968*
3.	11	Armon Binns	2009
	11	Mardy Gilyard	2009
	11	Mardy Gilyard	2008
6.	10	Armon Binns	2010
7.	9	Tyler Scott	2022
	9	Kahlil Lewis	2018
	9	Chris Moore	2013
	9	Hannibal Thomas	2004
	9	Jim Kelly	1950

\*-10 game season

## RECEIVING

### CAREER RECORDS

#### Receptions

1.	240	Shaq Washington	2010-15
2.	204	Mardy Gilyard	2005; 2007-09
	204	Dominick Goodman	2005-08
	204	LaDaris Vann	1999-2002
5.	168	Kahlil Lewis	2015-18
6.	159	D.J. Woods	2008-11
7.	138	Armon Binns	2007-10
8.	135	Tye Keith	1999-2002
9.	127	Marcus Barnett	2007-10
10.	125	Marlon Pearce	1990-92

#### Receiving Yards

1.	3,003	Mardy Gilyard	2005; 2007-09
2.	2,563	Shaq Washington	2010-15
3.	2,512	Dominick Goodman	2005-08
4.	2,483	LaDaris Vann	1999-2002
5.	2,301	Chris Moore	2012-15
6.	2,285	Jim O'Brien	1967-69
7.	2,156	D.J. Woods	2008-11
8.	2,116	Kahlil Lewis	2018
9.	2,096	Marlon Pearce	1990-92
10.	2,088	Jason Stargel	1982-86

#### Yards Per Reception (Min. 50 Rec.)

1.	21.9	Jim O'Brien	1967-69
2.	19.7	Mekale McKay	2013-15
	19.7	Jason Stargel	1982-86
4.	19.3	Chris Moore	2012-15
5.	18.7	Jon Olinger	1999-2002
6.	18.4	Glen Dillhoff	1951-54
7.	18.1	Denny Jackson	1968-69
8.	17.5	Alec Pierce	2018-21
9.	17.1	Deno Foster	1981-84
10.	16.9	Dick Jarvis	1950-51

#### Touchdown Receptions

1.	26	Chris Moore	2012-15
2.	25	Mardy Gilyard	2005; 2007-09
3.	22	Dominick Goodman	2005-08
4.	21	Kahlil Lewis	2015-18
	21	Armon Binns	2007-10
	21	Jim O'Brien	1967-69

#### Consecutive Games With A Reception

1.	46	LaDaris Vann	1999-2002
2.	39	Shaq Washington	2010-15
3.	33	Jason Stargel	1982-86
4.	32	Dominick Goodman	2005-08
5.	27	Tye Keith	2000-02
	26	Jon Olinger	2001-02

# OFFENSIVE RECORDS - ALL-PURPOSE & SCORING

## ALL-PURPOSE YARDS (Rushing, Receiving and Returns) GAME RECORDS

### Game

1.	381	Mardy Gilyard at Pittsburgh.....	2009
2.	365	Mardy Gilyard at Oklahoma.....	2008
3.	333	Robert Tate at Kansas.....	1995
4.	316	Robert Tate vs. Toledo.....	1995
5.	306	Bob Hynes vs. Case-Western Reserve.....	1923
6.	303	Mardy Gilyard vs. Connecticut.....	2009
7.	294	Clem Turner vs. Kansas State.....	1966
8.	291	D.J. Woods vs. Rutgers.....	2010
	288	Reggie Taylor vs. Miami (OH).....	1986
10.	283	D.J. Woods, vs. Oklahoma.....	2010
	283	LaDaris Vann at ECU.....	1999

### Season

1.	2,690	Mardy Gilyard.....	2009
2.	2,280	Mardy Gilyard.....	2008
3.	1,859	D.J. Woods.....	2010
4.	1,729	DeMarco McCleskey.....	2002
5.	1,685	Robert Tate.....	1995
6.	1,652	Isaiah Pead.....	2011
7.	1,643	Reggie Taylor.....	1986
8.	1,572	Roger Stephens.....	1947
9.	1,561	Kahlil Lewis.....	2018
10.	1,539	Jerome Ford.....	2021

### Career

1.	5,945	Mardy Gilyard.....	2005-09
2.	5,322	Reggie Taylor.....	1983-86
3.	4,113	DeMarco McCleskey.....	1998, 2000-02
4.	4,104	Isaiah Pead.....	2008-11
5.	4,036	Al McKinney.....	1985-88
6.	3,799	Michael Warren II.....	2017-19
7.	3,738	Dominick Goodman.....	2005-08
8.	3,663	Allen Harvin.....	1978-82
9.	3,542	Robert Cooper.....	1996-99
10.	3,405	DJ Woods.....	2008-11

## TOTAL OFFENSE (Passing and Rushing) GAME RECORDS

### Total Plays

1.	67	Desmond Ridder at SMU.....	2018
2.	65	Zach Collaros vs. Connecticut.....	2010
3.	64	Ben Mauk vs. Southern Miss.....	2007
	64	Greg Cook vs. Ohio.....	1968
5.	63	Zach Collaros vs. USF.....	2010
6.	62	Deontey Kenner at Southern Miss.....	1999
7.	60	Deontey Kenner at Ohio State.....	1999
8.	59	Gino Guidugli vs. UAB.....	2004
9.	58	Gino Guidugli vs. Ohio State.....	2002
	58	Deontey Kenner vs. Troy.....	1999

### Total Yards

1.	564	Hayden Moore at Memphis.....	2015
2.	555	Zach Collaros vs. Connecticut.....	2009
3.	525	Greg Cook vs. Ohio.....	1968
4.	490	Zach Collaros vs. USF.....	2010
5.	436	Ben Mauk vs. Syracuse.....	2007
6.	426	Deontey Kenner at Southern Miss.....	1999
7.	410	Zach Collaros at USF.....	2011
8.	412	Bob Hynes vs. Case-Western Reserve.....	1923
9.	407	Deontey Kenner at Ohio State.....	1999
10.	404	Gino Guidugli vs. Louisville.....	2003

## ALL-PURPOSE YARDS (Rushing, Receiving and Returns) SEASON RECORDS

### Total Plays

1.	541	Gino Guidugli.....	2002
2.	507	Greg Cook.....	1968
3.	504	Zach Collaros.....	2011
4.	501	Gino Guidugli.....	2003
5.	497	Desmond Ridder.....	2021
6.	486	Ben Mauk.....	2007
7.	469	Desmond Ridder.....	2019
8.	460	Desmond Ridder.....	2018
9.	453	Gunner Kiel.....	2014
10.	439	Danny McCain.....	1986

### Total Yards

1.	3,699	Desmond Ridder.....	2021
2.	3,570	Gino Guidugli.....	2002
3.	3,498	Ben Mauk.....	2008
4.	3,396	Gunner Kiel.....	2014
5.	3,210	Greg Cook.....	1968
6.	3,104	Zach Collaros.....	2011
7.	3,028	Desmond Ridder.....	2018
8.	2,874	Hayden Moore.....	2017
9.	2,870	Gino Guidugli.....	2003
10.	2,814	Desmond Ridder.....	2019

## ALL-PURPOSE YARDS (Rushing, Receiving and Returns) CAREER RECORDS

### Total Plays

1.	1,806	Desmond Ridder.....	2018-21
2.	1,791	Gino Guidugli.....	2001-04
3.	1,179	Hayden Moore.....	2015-18
4.	1,091	Danny McCain.....	1984-87
5.	1,051	Zach Collaros.....	2008-11
6.	1,035	Deontey Kenner.....	1997-2000
7.	955	Lance Harp.....	1991-93
8.	935	Gunner Kiel.....	2014-16
9.	892	Danny Barrett.....	1979-82
10.	869	Dustin Grutza.....	2005-08

### Total Yards

1.	12,418	Desmond Ridder.....	2018-21
2.	11,661	Gino Guidugli.....	2001-04
3.	7,000	Gunner Kiel.....	2014-16
4.	7,087	Zach Collaros.....	2008-11
5.	7,021	Hayden Moore.....	2015-18
6.	6,558	Deontey Kenner.....	1997-2000
7.	6,210	Danny McCain.....	1984-87
8.	5,018	Tony Pike.....	2007-09
9.	4,909	Lance Harp.....	1991-93
10.	4,760	Greg Cook.....	1965-68

## TOUCHDOWNS GAME RECORDS

### Touchdowns

1.	8	Ike Stewart vs. Transylvania.....	1912
2.	6	Bob Heuck vs. Transylvania.....	1912
3.	5	Isaiah Pead vs. Rutgers.....	2010
4.	4	Jerome Ford vs. UCF.....	2021
	4	Michael Warren II vs. USF.....	2018
	4	DeMarco McCleskey at Arkansas State.....	1998
	4	DeMarco McCleskey vs. Houston.....	1998
	4	David Small vs. Houston.....	1993
	4	David Small vs. Kent State.....	1993

## TOUCHDOWNS SEASON RECORDS

### Touchdowns

1.	20	Jerome Ford.....	2021
	20	Michael Warren II.....	2018
3.	17	DeMarco McCleskey.....	2002
	17	David Small.....	1993
5.	16	Michael Warren II.....	2019
6.	15	Isaiah Pead.....	2011
	15	Ed Kovac.....	1959
8.	14	Marcus Barnett.....	2007
9.	13	George Winn.....	2012
	13	Mardy Gilyard.....	2009
	13	Mardy Gilyard.....	2008
	13	Al Nelson.....	1964

## TOUCHDOWNS CAREER RECORDS

### Touchdowns

1.	41	DeMarco McCleskey.....	1998, 2000-02
2.	37	Michael Warren II.....	2017-19
3.	33	David Small.....	1991-93
4.	27	Reggie Harrison.....	1971-73
5.	33	Isaiah Pead.....	2008-11
6.	31	Mardy Gilyard.....	2005-09
7.	28	Desmond Ridder.....	2018-21
8.	27	Jerome Ford.....	2020-21
9.	26	Chris Moore.....	2012-15
	26	Reggie Taylor.....	1983-86
	26	Bob Heuck.....	1910-12

## POINTS GAME RECORDS

### Total Points

1.	51	Ike Stewart vs. Transylvania.....	1912
2.	36	Bob Heuck vs. Transylvania.....	1912
3.	25	Jim O'Brien vs. Louisville.....	1968

## POINTS SEASON RECORDS

### Total Points

1.	142	Jim O'Brien.....	1968
2.	120	Jerome Ford.....	2021
	120	Michael Warren II.....	2018
4.	112	Andrew Gantz.....	2015
5.	104	Jonathan Ruffin.....	2000
6.	102	Tony Miliano.....	2012
	102	Jacob Rogers.....	2009
	102	DeMarco McCleskey.....	2002
	102	David Small.....	1993
10.	101	Ryan Coe.....	2022
	101	Jonathan Ruffin.....	2002

## POINTS CAREER RECORDS

### Total Points

1.	339	Jacob Rogers.....	2007-10
2.	315	Jonathan Ruffin.....	1999-2002
3.	248	DeMarco McCleskey.....	1998, 2000-02
4.	247	Jim O'Brien.....	1967-69
5.	226	Andrew Gantz.....	2014-17
6.	222	Michael Warren II.....	2017-19
	203	Steve Schultz.....	1976-79
8.	202	Eric Richards.....	1994-97
9.	200	Tony Miliano.....	2011-14
10.	198	Isaiah Pead.....	2008-11
	198	David Small.....	1991-93

## SPECIAL TEAMS RECORDS - KICKING

## KICKING

## GAME RECORDS

## Extra Points Made

1.	12	Alonzo Weiss vs. Transylvania.....	1912
2.	9	<b>Carter Brown vs. EKU.....</b>	<b>2023</b>
	9	Ryan Coe vs. Kennesaw State.....	2022
	9	Cole Smith vs. Alabama A&M.....	2018
	9	Jacob Rogers vs. Rutgers.....	2010
	9	Steve Schultz vs. Louisiana-Monroe .....	1977
7.	8	Cole Smith vs. UCF.....	2021
	8	Cole Smith vs. ECU.....	2018

## Field Goals Made

1.	5	Ryan Coe at SMU.....	2022
	4	10 times, last by Andrew Gantz at Memphis.....	2015

## KICKING

## SEASON RECORDS

## Extra Points Made

1.	63	Jacob Rogers.....	2009
2.	54	Cole Smith.....	2018
3.	52	Andrew Gantz.....	2014
4.	51	Sam Crosa.....	2019
	51	Tony Miliano.....	2012
	51	Jacob Rogers.....	2007
7.	49	Andrew Gantz.....	2015
8.	47	Tony Miliano.....	2011
9.	44	Ryan Coe.....	2022
	44	Jonathan Ruffin.....	2002

## Extra Points Attempted

1.	68	Jacob Rogers.....	2009
2.	56	Cole Smith.....	2018
3.	54	Andrew Gantz.....	2014
	54	Jacob Rogers.....	2007
5.	53	Tony Miliano.....	2012
6.	51	Sam Crosa.....	2019
7.	50	Andrew Gantz.....	2015
	50	Tony Miliano.....	2011
9.	46	Jonathan Ruffin.....	2002
10.	44	Ryan Coe.....	2022

## Extra Point Percentage (min. 20 att.)

1.	1.000	11 times, last by Carter Brown (21-of-21, current).....	2023
----	-------	---	------

## Field Goals Made

1.	26	Jonathan Ruffin.....	2000
2.	21	Andrew Gantz.....	2015
3.	19	Ryan Coe.....	2022
	19	Jonathan Ruffin.....	2002
5.	18	Kevin Lovell.....	2006
6.	17	Tony Miliano.....	2012
	17	Tony Miliano.....	2011
	17	Tom Dallen.....	1993
9.	16	Andrew Gantz.....	2014
	16	Jacob Rogers.....	2008
	16	Eric Richards.....	1995

## Field Goals Attempted

1.	29	Jonathan Ruffin.....	2000
2.	28	Steve Schultz.....	1976
3.	27	Andrew Gantz.....	2015
	25	Tony Miliano.....	2011
	25	Jim O'Brien.....	1968
6.	24	Eric Richards.....	1995
7.	23	Ryan Coe.....	2022
	23	Jake Rogers.....	2008
	23	Kevin Lovell.....	2006
10.	22	Tony Miliano.....	2012
	22	Jonathan Ruffin.....	2002
	22	Tom Dallen.....	1993
	22	Dan Shepherd.....	1975

## KICKING

## SEASON RECORDS (CONT.)

## Field Goal Percentage

1.	.909	Chris Manfredini (10-of-11).....	2003
2.	.897	Jonathan Ruffin (26-of-29).....	2000
3.	.864	Jonathan Ruffin (19-of-22).....	2002
4.	.826	Ryan Coe (19-of-23).....	2022
5.	.800	Andrew Gantz (16-of-20).....	2014
--	.786	<b>Carter Brown (in progress, 11-of-14).....</b>	<b>2023</b>

## Consecutive Games with a Field Goal

1.	11	Jonathan Ruffin.....	2000
2.	10	David Rowe.....	1991
3.	8	Andrew Gantz.....	2015
	8	Jonathan Ruffin.....	2002

## Points Scored By Kicking

1.	112	Andrew Gantz.....	2015
	104	Jonathan Ruffin.....	2000
3.	102	Tony Miliano.....	2012
	102	Jacob Rogers.....	2009
5.	101	Ryan Coe.....	2022
	101	Jonathan Ruffin.....	2002
6.	100	Andrew Gantz.....	2014

## KICKING

## CAREER RECORDS

## Extra Points Made

1.	186	Jacob Rogers.....	2007-10
2.	136	Cole Smith.....	2018-21
3.	129	Jonathan Ruffin.....	1999-2002
4.	109	Andrew Gantz.....	2014-17
5.	98	Tony Miliano.....	2011-14
	98	Steve Schultz.....	1976-79
7.	85	Kevin Lovell.....	2004-06
8.	79	Eric Richards.....	1994-97
9.	76	Phil Insalaco.....	1986-88
10.	61	Jim O'Brien.....	1967-69

## Extra Points Attempted

1.	195	Jacob Rogers.....	2007-10
2.	141	Cole Smith.....	2018-21
3.	134	Jonathan Ruffin.....	1999-2002
4.	113	Andrew Gantz.....	2014-
5.	103	Tony Miliano.....	2011-14
	103	Steve Schultz.....	1976-79
7.	86	Kevin Lovell.....	2004-06
8.	81	Eric Richards.....	1994-97
9.	79	Phil Insalaco.....	1986-88
10.	68	Jim O'Brien.....	1967-69

## Extra Point Percentage (Min. 30 Att.)

1.	1.000	Ryan Coe (44-of-44).....	2022
	1.000	Sam Crosa (51-of-51).....	2019
3.	.988	Kevin Lovell (85-of-86).....	2004-06
4.	.978	Eric Richards (89-of-91).....	1994-97
5.	.974	Mike Morton (37-of-38).....	1983-84

## Consecutive Extra Points Made

1.	82	Kevin Lovell.....	2004-06
2.	78	Andrew Gantz.....	2014-15
	65	Jonathan Ruffin.....	2000-2002
4.	64	Jacob Rogers.....	2008-09
5.	63	Eric Richards.....	1994-97
6.	51	Sam Crosa.....	2019
7.	44	Ryan Coe.....	2022
8.	38	Phil Insalaco.....	1986-88
9.	37	Jacob Rogers.....	2007
10.	36	Mike Morton.....	1983-84

## KICKING

## CAREER RECORDS (CONT.)

## Field Goals Made

1.	62	Jonathan Ruffin.....	1999-2002
2.	51	Jacob Rogers.....	2007-10
3.	41	Eric Richards.....	1994-97
4.	39	Andrew Gantz.....	2014-17
5.	35	Steve Schultz.....	1976-79
6.	34	Tony Miliano.....	2011-14
7.	33	Kevin Lovell.....	2004-06
8.	28	Phil Insalaco.....	1986-88
9.	25	Dan Shepherd.....	1973-75
10.	23	Tom Dallen.....	1993-94

## Field Goals Attempted

1.	79	Jonathan Ruffin.....	1999-2002
2.	75	Jacob Rogers.....	2007-10
3.	68	Steve Schultz.....	1976-79
4.	62	Eric Richards.....	1994-97
5.	49	Andrew Gantz.....	2014-17
6.	47	Tony Miliano.....	2011-14
	47	Kevin Lovell.....	2004-06
8.	44	Jim O'Brien.....	1967-69
9.	41	Phil Insalaco.....	1986-88
	41	Sal Casola.....	1972-73

## Field Goal Percentage (min. 20 attempts)

1.	.826	Ryan Coe (19-of-23).....	2022
2.	.785	Jonathan Ruffin (62-of-79).....	1999-2002
3.	.780	Andrew Gantz (39-of-50).....	2014-17
4.	.731	David Rowe (19-of-26).....	1990-91
5.	.723	Tony Miliano (34-of-47).....	2011-14
6.	.714	Dan Shepherd (25-of-35).....	1973-75
7.	.702	Kevin Lovell (33-of-47).....	2004-06
8.	.683	Phil Insalaco (28-of-41).....	1986-88
9.	.680	Jacob Rogers (51-of-75).....	2007-10
10.	.677	Jim Fogler (21-of-31).....	1981-83

## Consecutive Field Goals Made

1.	13	Jake Rogers.....	2007-08
	13	Jonathan Ruffin.....	2002
3.	12	Andrew Gantz.....	2012
	12	Jonathan Ruffin.....	2000
5.	11	Kevin Lovell.....	2006
6.	10	Ryan Coe.....	2022
7.	8	Jonathan Ruffin.....	2001
	8	Eric Richards.....	1997
9.	7	Jonathan Ruffin.....	2000
	7	Phil Insalaco.....	1987
	7	Kevin Lovell.....	2005-06

## Points Scored By Kicking

1.	339	Jacob Rogers.....	2007-10
2.	315	Jonathan Ruffin.....	1999-2002
3.	224	Andrew Gantz.....	2014-17
4.	203	Steve Schultz.....	1976-79
5.	202	Eric Richards.....	1994-97
6.	200	Tony Miliano.....	2011-14
7.	193	Cole Smith.....	2018-21
8.	184	Kevin Lovell.....	2004-06
9.	160	Phil Insalaco.....	1986-88
10.	121	Jim O'Brien.....	1967-69

## Consecutive Games Scored In

1.	47	Jonathan Ruffin.....	1999-2002
2.	37	Jacob Rogers.....	2007-10
3.	28	Andrew Gantz.....	2014-15
4.	26	Tony Miliano.....	2011-2012
5.	24	Jim O'Brien.....	1968-69

# SPECIAL TEAMS RECORDS - PUNTING & RETURNS

## PUNTING GAME RECORDS

### Punts

1.	13	Phil Peckich at Pittsburgh.....	1981
2.	12	four times, last by Steve Smith at Louisville.....	1996

### Punting Yards

1.	510	Steve Smith at Louisville.....	1996
2.	502	Mike Connell vs. Arizona State.....	1976
3.	460	Clem Fennell at North Texas State.....	1970
4.	456	Doug Johnson at Boston College.....	1997
5.	452	Steve Smith at Virginia Tech.....	1995

### Punting Average

1.	65.0	Mason Fletcher at SMU (3 punts).....	2022
2.	59.7	Pat O'Donnell vs NC State (3 punts).....	2011
	59.7	Kevin Huber vs. Marshall (3 punts).....	2007
4.	57.5	John Lloyd vs. USF (2 punts).....	2013
	55.0	John Lloyd vs. Temple (2 punts).....	2012

## PUNTING SEASON RECORDS

### Punts

1.	80	Phil Peckich.....	1981
2.	77	Jeff West.....	1974
3.	73	Jeff Jones.....	1990
4.	72	James Smith.....	2019
	72	Mike Connell.....	1976
5.	71	Clem Fennell.....	1972

### Punting Yards

1.	3,192	Jeff West.....	1974
2.	3,155	Phil Peckich.....	1981
3.	3,095	Mike Connell.....	1976
	3,053	James Smith.....	2019
4.	2,913	Mason Fletcher.....	2022
5.	2,821	Jeff Jones.....	1990

### Punting Average (Min. 25 Punts)

1.	46.90	Kevin Huber.....	2007
2.	46.60	James Smith.....	2018
3.	46.30	Sam Geraci.....	2015
4.	46.23	Mason Fletcher.....	2022
5.	45.00	Kevin Huber.....	2008

## PUNTING CAREER RECORDS

### Punts

1.	241	Chet Ervin.....	2002-05
2.	236	Jeff Blaylock.....	1991-94
3.	235	James Smith.....	2017-20
	235	Shaun Burdick.....	1983-86
5.	216	Jeff Jones.....	1987-90

### Punting Yards

1.	10,245	James Smith.....	2017-20
2.	9,446	Chet Ervin.....	2002-05
3.	9,244	Shaun Burdick.....	1983-86
4.	9,008	Adam Wulfbeck.....	1998-2001
5.	8,711	Jeff Blaylock.....	1991-94

### Punting Average (Min. 50 Punts)

1.	45.47	Kevin Huber.....	2005-08
2.	44.59	Mason Fletcher.....	2021-present
3.	43.60	James Smith.....	2017-20
4.	42.60	Pat O'Donnell.....	2010-12
5.	42.51	Mike Connell.....	1974-77

## RETURNS GAME RECORDS

### Kickoff Returns

1.	8	Mardy Gilyard at Pittsburgh.....	2009
	8	LaDaris Vann vs. ECU.....	1999

### Kickoff Return Yards

1.	256	Mardy Gilyard at Pittsburgh.....	2009
2.	246	Mardy Gilyard at Oklahoma.....	2008
3.	218	Roger Stephens vs. Dayton.....	1947
4.	207	Mardy Gilyard vs. Florida.....	2010
5.	192	Keith Jenkins vs. Houston.....	1975

### Kickoff Returns For Touchdowns

1.	1	Accomplished 23 times; last by Thompson vs ECU (2022)	
----	---	---	--

### Punt Returns

1.	7	three times, last by Mike Daniels vs. WCU.....	2005
----	---	--	------

### Punt Return Yards

1.	161	Gene Gibson vs. Ohio.....	1949
2.	122	Tinker Keck vs. Louisville.....	1997
3.	103	Gene Gibson vs. Western Michigan.....	1949
4.	98	Errol Prisyb vs. North Texas State.....	1963
5.	97	Tinker Keck vs. Miami (OH).....	1997

### Punt Return Touchdowns

1.	2	Tinker Keck vs. Louisville.....	1997
	2	Gene Gibson vs. Ohio.....	1949

## RETURNS SEASON RECORDS

### Kickoff Returns

1.	42	Mardy Gilyard.....	2009
2.	39	Ralph David Abernathy IV.....	2011
3.	36	Mardy Gilyard.....	2008
4.	33	Donald McKnight.....	1998
5.	32	Ralph David Abernathy IV.....	2012

### Kickoff Return Yards

1.	1,281	Mardy Gilyard.....	2009
2.	1,034	Ralph David Abernathy IV.....	2011
3.	994	Mardy Gilyard.....	2008
4.	801	Ralph David Abernathy IV.....	2012
5.	652	Russell Cooper.....	1980

### Kickoff Return Average (Min. 1.5 KOR/G)

1.	34.33	Robert Tate.....	1995
2.	31.50	Chris Hewitt.....	1993
3.	30.50	Mardy Gilyard.....	2009
4.	29.13	Keith Jenkins.....	1975
5.	27.73	Tom Marvaso.....	1974

### Kickoff Returns For Touchdowns

1.	2	Mardy Gilyard.....	2008
----	---	--------------------	------

### Punt Returns

1.	38	Tinker Keck.....	1997
	38	Charley Bland.....	1973
3.	37	Tom Marvaso.....	1975
4.	36	Tye Keith.....	2002
5.	35	LaDaris Vann.....	2001

### Punt Return Yards

1.	577	Tinker Keck.....	1997
2.	438	Gene Gibson.....	1949
3.	342	Tom Marvaso.....	1974
4.	322	Gene Gibson.....	1950
5.	302	Charley Bland.....	1973

## RETURNS SEASON RECORDS (CONT.)

### Punt Return Average (Min. 10 Returns)

1.	20.86	Gene Gibson.....	1949
2.	20.12	Gene Gibson.....	1950
3.	19.82	Jack Delaney.....	1951
4.	17.36	Billy Hunter.....	1972
5.	16.23	Dom Del Bene.....	1951

### Punt Return Touchdowns

1.	4	Tinker Keck.....	1997
2.	3	Gene Gibson.....	1949

## RETURNS CAREER RECORDS

### Kickoff Returns

1.	93	Mardy Gilyard.....	2005-09
2.	87	Ralph David Abernathy IV.....	2011-14
3.	67	Tre Tucker.....	2019-22
4.	62	Brian Jenkins.....	1990-93
5.	55	Dominick Goodman.....	2005-07

### Kickoff Returns Yards

1.	2,657	Mardy Gilyard.....	2005-09
2.	2,186	Ralph David Abernathy IV.....	2011-14
3.	1,670	Tre Tucker.....	2019-22
4.	1,506	Brian Jenkins.....	1990-93
5.	1,199	Dominick Goodman.....	2005-07

### Kickoff Returns Average (Min. 25 KOR)

1.	28.60	Mardy Gilyard.....	2005-09
2.	28.54	Chris Hewitt.....	1993-95
3.	26.41	Robert Tate.....	1993-95
4.	25.10	Ralph David Abernathy IV.....	2011-14
5.	24.93	Tre Tucker.....	2019-22

### Kickoff Returns For Touchdowns

1.	4	Mardy Gilyard.....	2005-09
2.	2	Tre Tucker.....	2019-22
	2	Mel Riggins.....	1970-71

### Punt Returns

1.	73	Robert Tate.....	1993-96
	73	Tom Marvaso.....	1974-75
3.	70	Ryan Montgomery.....	2019-present
4.	68	Tinker Keck.....	1997-99
5.	60	Lamont Patterson.....	1979-82

### Punt Return Yards

1.	804	Tinker Keck.....	1997-99
2.	760	Gene Gibson.....	1949-50
3.	684	Ryan Montgomery.....	2019-present
4.	637	Robert Tate.....	1993-96
5.	575	Tom Marvaso.....	1974-75

### Punt Return Average

1.	20.54	Gene Gibson.....	1949-50
2.	14.33	Jack Delaney.....	1950-52
3.	11.82	Tinker Keck.....	1997-99
4.	11.80	Mardy Gilyard.....	2005-09
5.	10.57	Brian Jenkins.....	1990-92

### Punt Return Touchdowns

1.	5	Gene Gibson.....	1949-50
2.	4	Tinker Keck.....	1997-99
3.	3	Joe Morrison.....	1956-58
4.	2	Tom Marvaso.....	1974-75
5.	1	Accomplished 16 times last by Gilyard (2009)	



## DEFENSIVE RECORDS - TACKLES

## TACKLES

## GAME RECORDS

## Total Tackles

1.	31	Karl Woods at South Carolina .....	1980
2.	24	Vaughn Booker vs. ECU .....	1987
3.	23	Brad Jackson vs. Boston College .....	1997
	23	Jerome Brinson vs. Oklahoma State .....	1987
5.	22	Sam Garnes vs. Vanderbilt .....	1994
	22	Jason Coppess vs. Bowling Green .....	1993
	22	Alex Gordon vs. Miami (OH) .....	1986
	22	Brad Nothacker vs. Penn State .....	1985
9.	21	Jack Bruscianelli vs. West Virginia .....	1989
	21	Mike Kelly vs. Rutgers .....	1987

## Solo Tackles (Since 2001)

1.	12	Zach Edwards vs. ECU .....	2014
	12	Mike Mickens at Akron .....	2008
	12	Jamar Enzor at Memphis .....	2003
	12	Ivan Fields vs. Tulane .....	2001
5.	11	Walter Stewart vs. Syracuse .....	2010
6.	11	Haruki Nakamura at USF .....	2007
7.	11	Ryan Manalac at USF .....	2007
8.	11	Jamar Enzor vs. Rhode Island .....	2003
9.	11	Ivan Fields vs. West Virginia .....	2002
10.	11	Lewis Carter vs. Purdue .....	2001

## Assisted Tackles (Since 2001)

1.	12	Andre Revels at Miami (OH) .....	2009
	12	Corey Smith vs. Louisville .....	2007
	12	Jamar Enzor at UAB .....	2003
4.	11	Kevin Brown vs. Memphis .....	2014
	11	Zach Edwards vs. Memphis .....	2014
	11	Jeff Luc vs. Miami (OH) .....	2014
7.	10	<b>Dorian Jones vs. Oklahoma .....</b>	<b>2023</b>
	10	Eric Wilson vs. UT Martin .....	2016
	10	Jeff Luc vs. Memphis .....	2014
	10	Nick Temple vs. Memphis .....	2014
	10	Greg Blair at Louisville .....	2012
	10	JK Schaffer at NC State .....	2010
	10	JK Schaffer vs. Illinois .....	2009

## Tackles For A Loss (Since 2001)

1.	5.5	Brandon Mills vs. Rutgers .....	2010
2.	5.0	Antwan Peek at Southern Miss .....	2002
	5.0	Antwan Peek vs. Louisiana-Monroe .....	2001
	5.0	Derek Wolfe vs. Connecticut .....	2011
5.	4.5	Ivan Pace Jr. vs. Indiana .....	2022
	4.5	Trevor Anderson at Connecticut .....	2006
	4.5	Cortez Broughton at UCLA .....	2018

## TACKLES

## SEASON RECORDS

## Total Tackles

1.	186	Mike Brookins .....	1979
2.	168	Brad Jackson .....	1997
3.	161	Karl Woods .....	1980
4.	158	Jerome Brinson .....	1983
5.	155	Karl Woods .....	1978
6.	147	Dwayne Berry .....	1978
7.	145	Muhammed El-Mubarak .....	1995
8.	143	Linwood Marshall .....	1983
9.	140	Howie Kurnick .....	1978
10.	138	Greg Blair .....	2012
	138	Phillip Curry .....	1997
	138	Antonio Gibson .....	1982

## Solo Tackles

1.	101	Howie Kurnick .....	1978
2.	94	Linwood Marshall .....	1983
3.	93	Brad Jackson .....	1997
	93	Mike Brookins .....	1979
5.	90	Muhammed El-Mubarak .....	1995
	90	Jerome Brinson .....	1983
7.	88	Sam Garnes .....	1994
8.	83	Phillip Curry .....	1997
9.	82	Deluan Gossett .....	1999
10.	80	Jack Bruscianelli .....	1988

## Assisted Tackles

1.	99	Karl Woods .....	1980
2.	93	Mike Brookins .....	1979
3.	83	Karl Woods .....	1978
4.	82	Alex Gordon .....	1985
5.	81	Ivan Pace Jr. .....	2022
6.	78	Dwayne Berry .....	1978
7.	75	Brad Jackson .....	1997
	75	Richard Rhodes .....	1985
9.	74	Antonio Gibson .....	1982
10.	73	Alex Gordon .....	1986

## Tackles For A Loss

1.	28.0	Mike Gates .....	1980
2.	22.0	Trent Cole .....	2004
	22.0	Antwan Peek .....	2001
4.	21.5	Ivan Pace Jr. .....	2022
	21.5	Derek Wolfe .....	2011
6.	21.0	Antwan Peek .....	2002
	21.0	Phil Poirier .....	1989
8.	20.0	Nate Dingle .....	1992
9.	18.0	Tyjuan Hagler .....	2002
	18.0	Andrew Stewart .....	1988

## TACKLES

## CAREER RECORDS

## Total Tackles

1.	502	Karl Woods .....	1977-80
2.	487	Phillip Curry .....	1994-97
3.	392	Brad Jackson .....	1994-97
4.	381	Zach Edwards .....	2013-16
5.	356	Mike Brookins .....	1979-81
6.	352	Alex Gordon .....	1983-86
7.	351	Hassan Champion .....	1995-98
	351	Joe Olding .....	1979-82
9.	338	Doug Monaghan .....	2001-04
10.	337	JK Schaffer .....	2008-11
	327	Deluan Gossett .....	1997-2000

## Solo Tackles

1.	268	Phillip Curry .....	1994-97
2.	229	Zach Edwards .....	2013-16
3.	222	Deluan Gossett .....	1997-2000
4.	216	Brad Jackson .....	1994-97
5.	211	Karl Woods .....	1977-80
6.	208	Ivan Fields .....	1999-2002
7.	206	Sam Garnes .....	1993-96
8.	200	Doug Monaghan .....	2001-04
9.	190	Mike Brookins .....	1979-81
10.	184	Hassan Champion .....	1995-98

## Assisted Tackles

1.	291	Karl Woods .....	1979-81
2.	219	Phillip Curry .....	1994-97
3.	192	Alex Gordon .....	1983-86
4.	176	Brad Jackson .....	1994-97
5.	175	Joe Olding .....	1979-82
6.	168	Howie Kurnick .....	1975-78
7.	167	Hassan Champion .....	1995-98
8.	166	Mike Brookins .....	1979-81
9.	155	JK Schaffer .....	2008-11
10.	152	Zach Edwards .....	2014-16

## Tackles For A Loss

1.	56.0	Antwan Peek .....	1998-2002
2.	48.0	Trent Cole .....	2002-04
3.	46.0	Nate Dingle .....	1990-93
4.	45.0	Phillip Curry .....	1994-97
5.	44.5	Andre Frazier .....	2001-04
6.	42.0	Terrill Byrd .....	2005-08
7.	38.0	Alex Gordon .....	1983-86
8.	37.0	Derek Wolfe .....	2008-11
	37.0	George Jamison .....	1980-83
9.	36.0	Andrew Stewart .....	1986-88
10.	34.5	Tyjuan Hagler .....	2002-04

# DEFENSIVE RECORDS - SACKS & MISC.

## SACKS

### GAME RECORDS

#### Quarterback Sacks (Since 2001)

1.	4.0	Alex Daniels at Miami (OH).....	2009
	4.0	Antwan Peek vs. Louisiana-Monroe.....	2001
3.	3.5	Cortez Broughton at UCLA.....	2018
4.	3.0	Connor Barwin vs. Pittsburgh.....	2008
	3.0	Trent Cole at ECU.....	2004
	3.0	Anthony Hoke vs. UConn.....	2007
	3.0	Anthony Hoke at Syracuse.....	2007
	3.0	Brandon Mills vs. Rutgers.....	2010
	3.0	Lamonte Nelms at Syracuse.....	2007

## SACKS

### SEASON RECORDS

#### Quarterback Sacks (Since 2001)

1.	13.0	Anthony Hoke.....	2007
2.	12.5	Antwan Peek.....	2001
3.	11.0	Connor Barwin.....	2008
4.	10.0	Ivan Pace Jr. ....	2022
5.	9.5	Derek Wolfe.....	2011
	9.5	Silverberry Mouhon.....	2013
7.	9.0	Terrell Hartsfield.....	2014
	9.0	Antwan Peek.....	2000
9.	8.5	Trent Cole.....	2004
	8.5	Alex Daniels.....	2009

## SACKS

### CAREER RECORDS

#### Quarterback Sacks (Since 2001)

1.	28.0	Antwan Peek.....	1998-2002
2.	22.0	Anthony Hoke.....	2004-07
3.	21.5	Andre Frazier.....	2000-04
4.	19.5	Derek Wolfe.....	2008-11
5.	19.0	Trent Cole.....	2002-04
	19.0	Silverberry Mouhon.....	2012-15
7.	18.0	Nate Dingle.....	1990-93
	18.0	George Jamison.....	1980-83
9.	17.5	Walter Stewart.....	2009-12
10.	16.5	Dan Giordano.....	2008-12
	16.5	Terrill Byrd.....	2005-08

## FUMBLES

### GAME RECORDS

#### Fumbles Forced (Since 2000)

1.	3	Antwan Peek vs. Louisiana-Monroe.....	2001
2.	2	Seven times, last by J. White vs. Tulsa.....	2019

#### Fumbles Recovered (Since 2000)

1.	2	Willis Edwards vs. Memphis.....	2002
	2	Ivan Fields at Memphis.....	2000
	2	Jeff Luc vs. USF.....	2014
	2	Kevin McCullough vs. Connecticut.....	2005
	2	Wesley Richardson at NC State.....	2010

## FUMBLES

### SEASON RECORDS

#### Fumbles Forced (Since 2000)

1.	7	Antwan Peek.....	2002
2.	6	Jeff Luc.....	2014
3.	5	Antwan Peek.....	2001
4.	4	Bryan Wright.....	2019
	4	Walter Stewart.....	2011
	4	Willis Edwards.....	2001
	4	Troy Evans.....	2000

#### Fumbles Recovered (Since 2000)

1.	5	Antwan Peek.....	2002
2.	4	JaVon Hicks.....	2019
	4	Jeff Luc.....	2014
4.	3	Nine times, last by Hartsfield & Wilson.....	2014

## FUMBLES

### CAREER RECORDS

#### Forced Fumbles (Since 1999)

1.	17	Antwan Peek.....	1998-02
2.	8	Jeff Luc.....	2013-14
	8	Walter Stewart.....	2009-12
3.	6	JK Schaffer.....	2008-11
	6	Andre Frazier.....	2000-04
	6	Zach Norton.....	2000-03
6.	5	Coby Bryant.....	2017-21
	5	Willis Edwards.....	2000-02
	5	Anthony Hoke.....	2004-07
	5	Jason Russel.....	2001-04
	5	Anthony Williams.....	2005-07
	5	Tyrell Gilbert.....	2014-18

#### Fumble Recoveries

1.	12	John Vitro.....	1973-75
2.	10	Antwan Peek.....	1998-2002
	10	Howie Kurnick.....	1975-77
4.	9	Ronnie Shannon.....	1988-91
	9	David Mann.....	1975-77
6.	7	Eric Wilson.....	2014-16
	7	Marion Ford.....	1972-73
	7	Charlie Stovall.....	1971-72

## BLOCKED KICKS

### GAME RECORDS

#### Blocked Kicks (Since 2000)

1.	2	Connor Barwin at Marshall.....	2008
	2	Antwan Peek vs. Miami.....	2000
3.	1	41 times, last by Jowon Briggs vs. Navy.....	2022

## BLOCKED KICKS

### SEASON RECORDS

#### Blocked Kicks (Since 2000)

1.	3	Antwan Peek.....	2000
	3	Connor Barwin.....	2008
	3	Ethan Tucky.....	2019
4.	2	Arquon Bush.....	2021
	2	Mardy Gilyard.....	2007
	2	Antwan Peek.....	2001
	2	Wilson Huber.....	2019
	2	Andre Frazier.....	2003
	2	Tyjuan Hagler.....	2004
	2	Antwan Peek.....	2002

## BLOCKED KICKS

### CAREER RECORDS

#### Blocked Kicks (Since 2000)

1.	7	Antwan Peek.....	2000-02
2.	5	Ethan Tucky.....	2018-20
3.	4	Connor Barwin.....	2005-08
4.	3	Wilson Huber.....	2018-22
5.	2	Deshawn Pace.....	2020-present
	2	Arquon Bush.....	2018-22
	2	Tyjuan Hagler.....	2001-04
	2	Mardy Gilyard.....	2005,07-09
	2	Andre Frazier.....	2000-04

## HURRIES

### SEASON RECORDS

#### Quarterback Hurries (Since 2000)

1.	13	Myjai Sanders.....	2021
	13	Trevor Anderson.....	2006
	13	Trent Cole.....	2004
4.	12	Dan Giordano.....	2012
5.	11	Angelo Craig.....	2007

## HURRIES

### CAREER RECORDS

#### Quarterback Hurries (Since 2000)

1.	26	Dan Giordano.....	2008-12
2.	25	Myjai Sanders.....	2018-21
3.	16	Silverberry Mouhon.....	2012-15
4.	15	Angelo Craig.....	2003-07
5.	14	Andre Frazier.....	2000-04

# DEFENSIVE RECORDS - INTERCEPTIONS AND SCORES

## INTERCEPTIONS GAME RECORDS

### Interceptions

1. 4 Bob Hynes vs. Ohio Northern..... 1923
2. 3 accomplished six times, last by D. Smith (2007)

### Interception Return Yards

1. 123 Shawn Ferguson vs. Memphis..... 1998
2. 96 Jocelyn Borgella vs. Rutgers..... 1992
- 96 Bob Del Rosa vs. Oklahoma State ..... 1958
4. 88 Joe Morrison vs. Dayton ..... 1956
5. 87 Joe Morrison vs. Wichita State..... 1956

### Interception Returns for Touchdowns

1. 2 Shawn Ferguson vs. Memphis..... 1998
2. 1 accomplished 61 times, last by Bryant (2021)

## INTERCEPTIONS SEASON RECORDS

### Interceptions

1. 8 DeAngelo Smith ..... 2007
2. 6 seven times, last by Mike Mickens..... 2007

### Interception Return Yards

1. 175 Joe Morrison..... 1956
2. 171 Jocelyn Borgella ..... 1992
3. 159 John Mooth..... 1951
4. 158 Mike Mickens ..... 2008
5. 136 Mike Mickens ..... 2007

### Interception Returns for Touchdowns

1. 2 Ahmad Gardner..... 2019
- 2 Mike Mickens ..... 2007
- 2 Blue Adams ..... 2002
- 2 Shawn Ferguson..... 1998
- 2 Joe Morrison ..... 1956

## INTERCEPTIONS CAREER RECORDS

### Interceptions

1. 14 Mike Mickens ..... 2005-08
2. 12 DeAngelo Smith ..... 2005-08
- 12 Blue Adams ..... 1998-2002
- 12 Jocelyn Borgella ..... 1990-93
5. 11 Ed Bolis..... 1970-72
6. 10 Ja'Von Hicks..... 2018-22
- 10 Coby Bryant ..... 2017-21

### Interception Return Yards

1. 296 Mike Mickens ..... 2005-08
2. 263 Jocelyn Borgella ..... 1990-93
- 263 Joe Morrison ..... 1956-58
4. 254 Gene Gibson..... 1949-50
5. 222 Aaron Webster ..... 2006-09

### Interception Returns for Touchdowns

1. 3 Mike Mickens ..... 2005-08
- 3 Shawn Ferguson..... 1995-98
2. 2 four times, last by Ahmad Gardner ..... 2019-21

## PASSES BROKEN UP GAME RECORDS

### Most Pass Breakups (Since 2000)

1. 4 Justin Harris at Pitt ..... 2023
- 4 Mike Mickens vs. Rutgers ..... 2006
- 4 Zach Norton vs. Louisville ..... 2001
- 4 Linden Stephens at Miami (OH)..... 2017
5. 3 Ja'Von Hicks at Tulsa ..... 2022
- 3 Coby Bryant at Notre Dame ..... 2021
- 3 Blue Adams at Temple ..... 2002
- 3 Coby Bryant at Temple..... 2018
- 3 Coby Bryant at ECU..... 2019
- 3 Zach Edwards vs. North Carolina ..... 2013
- 3 Ivan Fields vs. Houston..... 2002
- 3 Tyrell Gilbert at Miami (OH) ..... 2018
- 3 Andre Jones vs. ECU..... 2014
- 3 Mike Mickens at Akron..... 2008
- 3 Mike Mickens vs. UConn..... 2005
- 3 Mike Mickens vs. Louisville ..... 2005
- 3 Mike Mickens vs. Pittsburgh ..... 2006
- 3 Mike Mickens at Miami (OH)..... 2005
- 3 Haruki Nakamura vs. USF..... 2006
- 3 Zach Norton vs. UAB..... 2002
- 3 Antwan Peek at Tulane ..... 2000

## PASSES DEFENDED (PBU+INT) SEASON RECORDS

### Most Passes Defended (Since 2000)

1. 23 Blue Adams (17 PBU, 6 INT) ..... 2002
2. 18 Mike Mickens (15 PBU, 3 INT)..... 2006
3. 16 Lavar Glover (15 PBU, 1 INT)..... 2001
- 16 Zach Norton (14 PBU, 2 INT) ..... 2002
- 16 Deangelo Smith (8 PBU, 8 INT)..... 2007
6. 15 Mike Mickens (14 PBU, 1 INT)..... 2005
- 15 Daven Holly (9 PBU, 6 INT)..... 2003
8. 14 Coby Bryant (11 PBU, 3 INT)..... 2021
9. 13 Ivan Fields (10 PBU, 3 INT)..... 2002
- 13 Zach Norton (10 PBU, 3 INT) ..... 2001
- 13 Mike Mickens (10 PBU, 3 INT)..... 2008

## PASSES DEFENDED (PBU+INT) CAREER RECORDS

### Most Passes Defended (Since 2000)

1. 58 Mike Mickens (45 Brup, 13 Int)..... 2005-08
2. 45 Coby Bryant (35 Brup, 10 Int)..... 2017-21
3. 41 Zach Norton (31 Brup, 10 Int)..... 2000-03
4. 34 Blue Adams (26 Brup, 8 Int)..... 2000-02
- 34 Zach Edwards (26 Brup, 8 Int)..... 2013-16
6. 32 Arquon Bush (23 Brup, 9 Int) ..... 2018-22
7. 30 Deangelo Smith (19 Brup, 11 Int)..... 2004-08
8. 29 Doug Monaghan (20 Brup, 9 Int)..... 2001-04
- 29 Deven Drane (21 Brup, 8 Int) ..... 2010-13
10. 28 Drew Frey (20 Brup, 8 Int) ..... 2008-12
11. 27 Ahmad "Sauce" Gardner (18 Brup, 9 INT)..... 2019-21

## DEFENSIVE SCORES GAME RECORDS

### Fumble Return TDs - Defense (Since 2000)

1. 1 19 times, last by Dominique Perry ..... 2022

### Blocked PAT Return (Two Points) (Since 2000)

1. 1 Coby Bryant vs. Temple..... 2019
- 1 Daven Holly vs. Miami (OH)..... 2004

### Blocked FG Return TDs (Since 2000)

1. 1 Ahmad "Sauce" Gardner at ECU..... 2021

## DEFENSIVE SCORES SEASON RECORDS

### Fumble return TDs (Since 2000)

1. 2 Antwan Peek ..... 2002
2. 1 16 times, last by Jabari Taylor..... 2022

### Blocked PAT Return (Two Points) (Since 2000)

1. 1 Coby Bryant ..... 2019
- 1 Daven Holley..... 2004

## DEFENSIVE SCORES CAREER RECORDS

### Fumble return TDs (Since 2000)

1. 2 Antwan Peek..... 2000-02
- 2 Kevin McCullough..... 2005-06
3. 1 **Dominique Perry**..... **2020-pres.**
- 1 Nick Temple..... 2011-14
- 1 Eric Wilson..... 2014-16
- 1 Fran Callicott..... 2002-03
- 1 JK Schaffer ..... 2008-11
- 1 Walter Stewart ..... 2009-12
- 1 Daven Holly ..... 2000-04
- 1 Maalik Bomar..... 2009-12
- 1 Deven Drane ..... 2010-13
- 1 Ivan Fields..... 2000-02
- 1 Angelo Craig..... 2003-07
- 1 Tyjuan Hagler ..... 2001-04
- 1 Carter Jacobs ..... 2014-17
- 1 Kimoni Fitz..... 2014-18
- 1 Terrell Hartsfield ..... 2013-14

### Blocked PAT Return (Two Points) (Since 2000)

1. 1 Coby Bryant ..... 2017-21
- 1 Daven Holley..... 2001-04

### Blocked FG Return TDs (Since 2000)

1. 1 Ahmad "Sauce" Gardner at ECU..... 2019-21

## SINGLE GAME TEAM RECORDS

## Most Points

1.	124	Transylvania.....	1912
2.	115	Kentucky Wesleyan.....	1921
3.	72	Austin Peay.....	2011
4.	70	Southeast Missouri State.....	2009
5.	69	Rutgers.....	2010
6.	69	Case-Western Reserve.....	1923
7.	67	Virginia Military Institute.....	1953
	67	Baltimore.....	1935
9.	66	EKU.....	2023
	66	Northwestern State.....	2013
	66	Case-Western Reserve.....	1953
12.	63	Kennesaw State.....	2022
	63	Alabama A&M.....	2018
	63	Louisiana-Monroe.....	1977

## Most Touchdowns

1.	14	Transylvania.....	1912
2.	10	Four Times	

## Most Rushing Attempts

1.	83	Louisiana-Monroe.....	1977
2.	82	Miami (OH).....	1996
3.	77	Miami (OH).....	1951
4.	74	North Texas State.....	1970
5.	73	Miami (OH).....	1970

## Most Rushing Yards

1.	464	Case-Western Reserve.....	1953
	464	Virginia Military Institute.....	1953
3.	422	Kansas State.....	1966
4.	421	Marshall.....	1946
5.	419	Xavier.....	1970
6.	409	Alabama A&M.....	2018
	405	Miami (OH).....	1996
7.	402	North Texas State.....	1970
8.	389	Xavier.....	1946
9.	387	Austin Peay.....	2011
10.	383	South Dakota.....	1965

## Most Rushing Touchdowns

1.	14	Transylvania.....	1912
2.	10	Case-Western Reserve.....	1953
	10	Virginia Military Institute.....	1953

## Most Passing Attempts

1.	64	@ Memphis.....	2015
2.	61	USF.....	2010
3.	60	@ Miami (Fla.).....	2014
4.	59	Southern Miss.....	1999
5.	57	Ohio.....	1968

## Most Passes Completed

1.	38	@ Memphis.....	2015
	36	Ohio.....	1968
3.	35	Southern Miss.....	1999
4.	34	USF.....	2010
5.	33	@ SMU.....	2018

## Most Passing Yards

1.	620	@ Memphis.....	2015
2.	584	Ohio.....	1968
3.	512	USF.....	2010
4.	507	@ Rutgers.....	2013
5.	480	UConn.....	2009
6.	438	EKU.....	2023
7.	436	ECU.....	2014
	436	Toledo.....	2014
	436	Louisville.....	1968
10.	431	Syracuse.....	2007

## Most Interceptions Thrown

1.	6	Xavier.....	1972
2.	5	North Texas.....	2002
	5	Toledo.....	1995
	5	Houston.....	1968
	5	North Texas.....	1967
	5	Xavier.....	1955
	5	Xavier.....	1951

## Most Touchdown Passes

1.	6	EKU.....	2023
	6	UCF.....	2015
	6	Toledo.....	2014
	6	@ Rutgers.....	2013
	6	Illinois.....	2009
6.	5	SMU.....	2021
	5	ECU.....	2018
	5	UConn.....	2013
	5	Northwestern State.....	2013
	5	@ Louisville.....	2010
	5	@ Rutgers.....	2009
	5	Southern Miss.....	2004

## Most Offensive Plays

1.	100	@ Memphis.....	2015
2.	99	Miami (OH).....	1996
3.	96	Southern Miss.....	1999
4.	95	ECU.....	1998
5.	94	@ Miami (OH).....	2015
	94	Tulsa.....	1978

## Most Yards Total Offense

1.	752	@ Memphis.....	2015
2.	741	Alabama A&M.....	2018
3.	726	UCF.....	2015
4.	711	UConn.....	2009
5.	684	Ohio.....	1968
6.	669	Northwestern State.....	2013
7.	667	EKU.....	2023
8.	661	Rutgers.....	2010
9.	659	@ UConn.....	2018
10.	653	ECU.....	2020

## Most First Downs

1.	38	Alabama A&M.....	2018
	38	@ Memphis.....	2015
3.	36	Ohio.....	1968
4.	34	Temple.....	2015
	34	Alabama A&M.....	2015

## Most Fumbles

1.	15	Louisville.....	1970
2.	9	North Texas State.....	1968
3.	8	Wichita State.....	1960

## Most Fumbles Lost

1.	7	Virginia Military Institute.....	1951
2.	6	Louisville.....	1970
	6	Hardin-Simmons.....	1955

## Most Turnovers

1.	9	Xavier.....	1955
	9	Hardin-Simmons.....	1955
	9	Virginia Military Institute.....	1951
4.	8	Houston.....	1968
	8	Western Michigan.....	1949

## Most Penalties

1.	18	Kansas State.....	1951
2.	15	Xavier.....	1958
3.	14	at Hawai'i.....	2002
	14	Louisville.....	1968

## Most Penalty Yards

1.	176	Louisville.....	1968
2.	170	Kentucky.....	1945
3.	161	Dayton.....	1957
4.	159	ECU.....	2020
	142	Toledo.....	1953
5.	140	Kansas State.....	1951

## Most Punts

1.	13	Pittsburgh.....	1981
	13	Mississippi State.....	1948
3.	12	Louisville.....	1996
	12	Virginia Tech.....	1995
5.	11	Boston College.....	1997
	11	Central Michigan.....	1990
	11	North Texas State.....	1970
	11	Tulsa.....	1958
	11	Mississippi State.....	1949

## Most Punting Yards

1.	510	Louisville.....	1996
2.	502	Arizona State.....	1976
3.	475	Mississippi State.....	1948
4.	460	North Texas State.....	1968
5.	456	Boston College.....	1997
6.	452	Virginia Tech.....	1995
7.	451	Central Michigan.....	1990
8.	425	West Virginia.....	2003
9.	418	Rutgers.....	2008
10.	407	Iowa.....	1990

## Most Punt Return Yards

1.	177	Ohio.....	1949
2.	156	Western Reserve.....	1951
3.	150	Western Michigan.....	1950
4.	122	Louisville.....	1997
5.	116	UTEP.....	1950

## Most Kickoff Return Yards

1.	295	Memphis.....	1971
2.	278	at Pittsburgh.....	2009
3.	265	at Oklahoma.....	2008
4.	226	Florida.....	2010
	219	Hardin-Simmons.....	1955

## Fewest Rushing Attempts

1.	15	Illinois.....	2009
2.	16	at West Virginia.....	2010
	16	Fresno State.....	2009
4.	19	Ohio State.....	2014
	19	at UConn.....	2008
	19	Miami (OH).....	1968
7.	18	at Houston.....	2015
	18	at Pittsburgh.....	2009

## Fewest Rushing Yards

1.	-23	Rutgers.....	2005
2.	-20	Northwestern State.....	1977

## Fewest Passes Completed

1.	0	Dayton.....	1970
2.	1	Wichita State.....	1965
	1	South Dakota.....	1965
	1	Wichita State.....	1962
	1	Tulsa.....	1959

## Fewest Passing Yards

1.	0	Dayton.....	1970
2.	6	Wichita State.....	1965
3.	8	South Dakota.....	1965
4.	11	Wichita State.....	1962
5.	14	Ohio.....	1970

## Fewest Yards Total Offense

1.	46	North Texas.....	1959
2.	48	Central Michigan.....	1989
3.	69	Iowa.....	1990
4.	97	Houston.....	1957
5.	100	Tulsa.....	1958

## Fewest First Downs

1.	3	West Virginia.....	1989
2.	5	Pacific.....	1949
3.	6	Tulsa.....	1958
	6	Xavier.....	1956
	6	@ Navy.....	1956

## Fewest Penalties

1.	1	Houston.....	2014
	1	Rutgers.....	1994
	1	Louisville.....	1966
	1	Memphis.....	1966
	1	Army.....	1963
	1	Hawai'i.....	1954

## Fewest Yards Penalized

1.	4	Memphis.....	1966
2.	5	Army.....	1963
3.	10	Houston.....	2014
	10	Temple.....	2003
	10	Rutgers.....	1994
5.	12	Wichita State.....	1965
6.	13	South Dakota.....	1965

## Fewest Punts

1.	0	UCF.....	2015
	0	Miami (OH).....	2008
	0	Memphis.....	1998
	0	Miami (OH).....	1954
3.	1	Seven Times	
		Last vs. SMU.....	2021



# OPPONENT SINGLE GAME TEAM RECORDS & OVERTIME RESULTS

## Fewest Rushing Attempts

1.	17	Dayton	1961
2.	18	@ East Carolina	2015
3.	19	Miami (OH)	2012
	19	Xavier	1954
	19	Akron	2006

## Fewest Rushing Yards

1.	-46	Kansas	1997
2.	-37	Wichita State	1974
3.	-22	NC State	2011
4.	-20	Northwestern State	1977
5.	-19	Louisiana-Monroe	1996
6.	-17	Louisville	1968
7.	-16	Louisiana-Lafayette	1975
8.	-15	Syracuse	2007
9.	-14	Louisville	1981
	-14	Wichita State	1965

## Fewest Passing Attempts

1.	1	Boston College	1964
2.	2	Louisville	1953
3.	3	Miami (OH)	1971
	3	Wichita State	1955
	3	Miami (OH)	1957

## Fewest Pass Completions

1.	0	vs. Louisville	1974
	0	vs. Ohio	1973
	0	vs. Boston College	1964
	0	vs. Indiana	1963
	0	vs. Ohio	1949

## Fewest Passing Yards

1.	-1	Xavier	1971
2.	0	Louisville	1974
	0	Ohio	1973
	0	Boston College	1964
	0	Indiana	1963
	0	Ohio	1949

## Fewest Yards Total Offense

1.	18	Louisiana-Lafayette	1973
2.	22	Ohio	1950
3.	32	Xavier	1954
4.	53	Kansas	1997
5.	70	Louisville	1976

## Most Points

1.	81	Penn State	1991
2.	71	Houston	1968
	71	Ohio Wesleyan	1928
4.	70	Louisville	2004
	70	Florida State	1990
6.	69	West Virginia	1989

## Most Rushing Attempts

1.	86	West Virginia	1969
2.	79	Houston	1974
	79	Miami (OH)	1972
4.	76	Miami (OH)	1967
5.	74	Miami (OH)	1968

## Most Rushing Yards

1.	569	@ Navy	2017
2.	539	Northern Illinois	1989
3.	500	ECU	1987
4.	484	Penn State	1991
5.	483	West Virginia	1969

## Most Passing Yards

1.	535	@ ECU	2019
2.	482	vs. Florida	2010
3.	464	@ ECU	2017
4.	460	Louisville	1998
5.	451	Tulsa	1965

## Most Passing Attempts

1.	67	Louisville	1997
2.	66	Indiana	2022
	66	Houston	1993
4.	62	ECU	2014
	62	ECU	1997

## Most Pass Completions

1.	38	Duke	2012
2.	37	ECU	1997
3.	36	Oklahoma	2010
	36	Houston	1992
5.	35	ECU	2014
6.	34	@ ECU	2015
	34	@ Tennessee	2011

## Most Yards Total Defense

1.	742	Louisville	1998
2.	710	@ Ohio State	2014
	706	Penn State	1991
4.	696	Houston	1968
5.	662	Iowa	1990

## Most Passes Intercepted

1.	7	Kansas State	1951
2.	6	Oregon State	2007
	6	North Texas	1966
	6	UTEP	1951
	6	Mississippi State	1949

## Most Interception Return Yards

1.	162	Dayton	1956
2.	138	UTEP	1951
3.	123	Memphis	1998
4.	117	Memphis	1995
5.	110	Oregon State	2007

## Most Turnovers Forced

1.	8	Rice	1974
2.	7	Oregon State	2007
	7	Memphis	2000
	7	ECU	1990
	7	Rutgers	1983

## OVERTIME RECORDS

YEAR	OPPONENT	W/L	LENGTH	REGULATION	FINAL
1996	Miami (OH)	W	3OT	17-17	30-23
1997	at Houston *	L	2OT	31-31	41-38
	at Miami (OH)	W	2OT	24-24	34-31
1999	UAB *	L	OT	21-21	24-21
2000	at Wisconsin	L	OT	22-22	28-25
	at Memphis *	W	OT	10-10	13-10
2002	TCU *	W	OT	29-29	36-29
2003	Temple	W	3OT	24-24	30-24
	at USF *	L	2OT	10-10	24-17
2008	at No. 20 West Virginia *	W	OT	20-20	26-23
2012	at No. 16/14 Louisville *	L	OT	31-31	34-31
2013	No. 19/16 Louisville *	L	OT	24-24	31-24
2016	at Tulsa *	L	OT	34-34	40-37
2017	SMU *	L	OT	28-28	31-28
2018	at Temple *	L	OT	17-17	24-17
	at SMU *	W	OT	20-20	26-20
2023	Miami (OH)	L	OT	24-24	31-24

\* - Conference Game

## CINCINNATI'S RECORD WHEN ...

All Overtime Games	7-10
One Overtime:	4-8
Two Overtimes:	1-2
Three Overtimes:	2-0
Overtime at Home	3-4
Overtime on the Road	4-6
Overtime Conference Games	4-8
Overtime Non-Conference Games	3-2
Overtime Coin Toss	9-8

## POSSESSION RESULT

	CINCINNATI	OPP.
Touchdowns	8	8
Field Goals	6	7
Missed Field Goals	0	3
Turnovers	6	5