

# CINCINNATI BEARCATS



**2015 FOOTBALL MEDIA GUIDE**

# NIPPERT STADIUM



UC'S HOME SINCE: 1902 | STADIUM BUILT: 1915 | RE-OPENING: 2015



**T**he University of Cincinnati department of athletics started the \$86-million Nippert Stadium Renovation & Expansion Project in the winter of 2013. The privately funded construction is on schedule to be completed in August of 2015. Athletics is working in conjunction with the UC Office of Planning, Design and Construction, Heery International, the architect of record, Architecture Research Office (ARO), the design architect and Turner Construction Company, the construction manager.



## THE NUTS & BOLTS

- » The expanded renovation focuses on both the east and west side of the stadium and will increase the stadium's capacity to approximately 40,000.
- » On the west side, a new 130-yard long, five-story press box structure will be built, adding suites, scholarship club seats and loge boxes/patio suites.
- » The west concourse will also be renovated, including concession stands and restrooms.
- » Changes on the east side include expanded concessions and restroom offerings, including the building of skywalks to connect the upper deck with the gameday plaza on O'Varsity Way.
- » With 112 seasons under its belt, Nippert Stadium is the venerable home of the University of Cincinnati football team and provides the Bearcats with one of the best home-field environments in college football.

**#NIPPERT2015**



## TABLE OF CONTENTS/CREDITS

## TABLE OF CONTENTS

## ❖ FRONT: 1-14

- » Quick Facts
- » Media Information
- » Media Calendar
- » Radio/TV Information
- » American Athletic Conference
- » American Composite FB Schedule
- » Preseason Notebook
- » Roster
- » Depth Chart
- » Opponents
- » Opponent Game-by-Game Results

## ❖ PLAYER BIOS: 15-36

- » Returner Bios (A-Z)
- » Newcomer Bios (A-Z)

## ❖ COACHES: 37-44

- » Head Coach Tommy Tuberville
- » Assistant Coaches/Support Staff
- » Director of Athletics Mike Bohn
- » President Dr. Santa J. Ono

## ❖ REVIEW: 45-77

- » Season Recap
- » Season Statistics
- » Individual Game-By-Game Statistics
- » Individual Game Highs
- » Superlatives
- » Participation
- » Starters
- » Team Game-By-Game Statistics
- » Season/Career Statistics

- » Red Zone
- » Long Plays
- » Scoring Drives
- » Game-By-Game Box Scores
- » The Last Time
- » Situational Record

## ❖ HISTORY: 78-83

- » Football History
- » Timeline
- » Bowl History
- » Coaching Legacy
- » Nippert Stadium

## ❖ RECORDS: 84-126

- » All-Time Leaders
- » Single-Game Records
- » Year-By-Year Leaders
- » Milestone Games
- » Individual Records
- » Single-Game Team Records
- » Single-Season Team Records
- » Year-By-Year Results
- » All-Time Series Records
- » All-Time Scores
- » Honors & Awards
- » All-Time Letterwinners
- » NFL Draft Selections
- » Bearcats in the NFL
- » Coaching Records
- » All-Time Captains
- » All-Time Assistant Coaches

**CREDITS:** The official 2015 University of Cincinnati Football Media Guide has been published by the UC Department of Athletics. The guide has been produced by the UC Athletics Communications Office. It is not for public sale or recruiting and is intended for media use only.

**UC ATHLETICS COMMUNICATIONS STAFF:** Ryan Koslen, Andre Foushee, Katie Botsis, Cory Hall, Michael Scholl, Alex Lange, Drew Weber

**FEATURED COLUMNIST:** Bill Koch

**COVER DESIGN:** Brad Howard, Ryan Koslen

**PHOTOGRAPHY:** Joe Fuqua, Chad Greene, Brett Hansbauer, Andrew Higley, Ashley Kempfer, Bob Levey, Wayne Litmer, Ryan Meyer, Martha Valentine, Lisa Ventre, Frank Victores, Brian Westerholt, Jay Yocis, Athlon Sports, Cal Sport Media, Cincinnati Bengals, Philadelphia Eagles, UC Creative Services, USA Today Sports Images.

**CONNECT**

**Official Site:** GoBearcats.com

**Gameday Site:** Nippert2015.com



# 2015 UNIVERSITY OF CINCINNATI FOOTBALL

## QUICK FACTS

### GET CONNECTED:



GoBEARCATS.com  
UCBearsFB.com



@GoBEARCATS

@GoBearsFB | @TTuberville



UniversityofCincinnatiBears

### GENERAL INFORMATION

Location .....	Cincinnati, OH 45221
Founded .....	1819
Enrollment .....	42,656
Conference .....	American Athletic
Nickname .....	Bearcats
Colors .....	Red (PMS 186) & Black
Home Field .....	Nippert Stadium
Surface/Capacity .....	UBU Speed Series S5-M/40,000
President .....	Santa Jeremy Ono, PhD
Director of Athletics .....	Mike Bohn
Faculty Representative .....	David M. Szymanski, PhD

### HISTORY

First Year of Football .....	1885
All-Time Record .....	588-564-51
All-Time Bowl Record .....	8-8
Last Bowl .....	2014 Military
Last Bowl Opponent .....	Virginia Tech (L, 33-17)

### 2015 TEAM INFORMATION

Basic Offense .....	Multiple
Basic Defense .....	Multiple
Letterwinners Returning/Lost .....	42/23
O   D   ST .....	20/13   19/8   3/2
Starters Returning/Lost .....	16/10
O   D   ST .....	8/3   5/6   3/1

### 2014 INFORMATION

Overall Record .....	9-4
Home/Road/Neutral .....	5-1/4-2/1-1
American Record/Finish .....	7-1/t-1st
Final Ranking .....	n/a (AP)   n/a (USA Today)

### COACHING STAFF

Head Coach .....	Tommy Tuberville
Alma Mater .....	Southern Arkansas '76
Record at UC/Years .....	18-8/Third
Career Record/Years .....	149-85/19
Football Office Phone .....	(513) 556-4110
Twitter .....	@TTuberville
Best time to reach coach .....	Contact SID
Assoc. Head Coach/Co-Defensive Coordinator/DL .....	Robert Prunty
Co-Defensive Coordinator/DB .....	Steven Clinkscale
Offensive Coordinator/RB .....	Eddie Gran
Passing Game Coordinator/QB .....	Darin Hinshaw
Special Teams Coordinator/TE .....	Ty Linder
Asst. Coaches .....	Darren Hiller (OL), Kenny Ingram (DT)
.....	Jeff Koonz (LB), Blake Rolan (WR)
Defensive GAs .....	Kenyon Blue, Luke Goodwin
Offensive GAs .....	Nick Grimes, Jesse Smith
Quality Control Assts. ....	Austen Bujnoch (Off.), Will Richards (Def.),

### STRENGTH & CONDITIONING

Asst. AD/Strength & Conditioning .....	Joe Walker
Director, Strength & Conditioning (FB) .....	David Neill, Orlando Smith
Asst. Director, Strength & Conditioning .....	Reid Kagy

### FOOTBALL SUPPORT STAFF

Assoc. Director of Athletics/Football Ops .....	John Widecan
Assistant Director of Athletics/Equipment Ops .....	Blake Reid
Director of Player Development .....	Doug Rosfeld
Director of High School & Player Relations .....	Vince Suriano
Director of Football Recruiting .....	Greg Bruner
Director of Football Video .....	Adam Niemeyer
Assistant Director/Football Equipment .....	Khoeny Dolisca
Assistant Director/Football Video .....	Carl Schmid
Assistant Director, Football Recruiting .....	Cooper Pentagna
Assistant to the Head Coach .....	Sherry Murray
Administrative Assistant, Recruiting .....	Jena Bushelman

### SPORTS MEDICINE

Assoc. AD/Sports Medicine .....	Bob Mangine
Head Athletic Trainer .....	Robb Williams
Assoc. Head Athletic Trainer/FB .....	Dan Springer

### GETTING TO NIPPERT STADIUM

The physical address for Nippert Stadium is 99 West Corry Street Cincinnati, OH 45219

#### FROM I-71 South (from Columbus)

» I-71 south to exit 3 – Taft Road. Stay on Taft approximately seven blocks to the intersection of Jefferson Avenue. Depending on your designated parking facility, turn right onto Jefferson or continue straight.

#### FROM I-71 North

» Take I-71 north until it merges with I-75 just south of Florence, KY. Stay on I-75 after you cross the Ohio River. Follow directions from I-75.

#### FROM I-75 North or South

» Take exit 3 – Hopple Street. At the end of the ramp, turn left (north exit) or right (south exit). Hopple Street becomes Martin Luther King Drive. Follow Martin Luther King Drive up the hill to Clifton Avenue. Enter your designated parking facility off of MLK or Jefferson Ave.

#### FROM U.S. 50 (East)

» U.S. 50 to Taft Road (Taft later becomes one-way going west). Stay on Taft to the intersection of Jefferson Avenue. Depending on your designated parking facility, turn right onto Jefferson or continue straight.

#### FROM I-74 (Indianapolis and the West)

» Take I-74 to I-75 South. Follow directions from I-75.

For gameday parking in Varsity Village or CCM Garages, enter campus at the corner of Jefferson Ave. and Corry St. For parking in Calhoun and Corry Garages, enter campus off of Calhoun Blvd.

On practice days, media are asked to park in Corry Garage for the Sheakley Athletics Center and Varsity Village Garage for Nippert Stadium practices.



collegepressbox.com is the official media website for American Athletic Conference football. Access and download weekly game notes, quotes, statistics, media guides, headshots, logos and more for the conference and each of its member schools. Login information will be distributed to accredited media or you can apply for a password by sending an e-mail to password@collegepressbox.com.

**SPORTS COMMUNICATIONS**

The University of Cincinnati Sports Communications Office is ready to assist you in every way possible to make the experience of covering UC Athletics productive and rewarding. For this reason, we have developed policies and procedures which will require cooperation on the part of the media. Not complying with these policies will result in the refusal of credentials/access.

Richard E. Lindner Center • Suite 860 • 2751 O'Varsity Way • Cincinnati, OH 45221-0021

SID Phone ..... 513-556-5191  
 Fax..... 513-556-0619  
 Press Box Phone ..... 513-556-1010  
 Website (University)..... GoBEARCATS.com  
 Website (Football Specific)..... UCbearcatsFB.com  
 Twitter..... @GoBEARCATS | @GoBearsFB  
 Facebook ..... Facebook.com/GoBearsFB

**COMMUNICATIONS**

Ryan Koslen..... Associate AD/Football Contact  
 513-497-3132..... Ryan.Koslen@uc.edu  
 Cory Hall..... Senior Director/No. 2 Football Contact/Credentials  
 515-419-1755..... Cory.Hall@uc.edu

Andre Foushee ..... Assistant AD  
 513-556-5182 ..... Andre.Foushee@uc.edu  
 Katie Botis ..... Director  
 513-556-5191 ..... Katie.Botis@uc.edu  
 Michael Scholl ..... Senior Director  
 513-556-0618 ..... Michael.Scholl@uc.edu  
 Alex Lange ..... Assistant Director  
 513-556-5145 ..... Alex.Lange@uc.edu  
 Megan Coffey..... Video Contact  
 513-556-5004 ..... Megan.Coffey@uc.edu

**MEDIA CREDENTIALS**

Requests for official working media credentials should be directed to the UC Sports Communications Office. All requests should be received no later than noon, four days prior to the game. Visit the football page at GoBEARCATS.com to request credentials online. Season credentials will be available for pickup prior to the first game. No credentials will be mailed after Tuesday preceding the game. Thereafter, credentials may be picked up on gameday at the media will call located by gate 6.

**SCOUTING PASSES**

Professional scouts may obtain credentials through UC's Sports Communications Office. Scouts will be issued seating in the press box on a space-available basis.

**SIDELINE PASSES**

The University of Cincinnati follows NCAA guidelines regarding media representatives on the sidelines. Photographers and videographers are permitted to shoot between the 25-yard lines and the goal lines on both sidelines, or anywhere behind the restraining line in the end zone.

**PRESS BOX SERVICES**

Complete stats, scoring summaries, running play-by-play, quickie stats and post-game notes and quotes are provided by the UC Sports Communications Office. Pregame food service is available beginning approximately two hours prior to kickoff, while beverages are available throughout the contest. This service is provided as a courtesy to working media. In addition, concession areas are available within the stadium confines. Wireless internet is available in the press box at Nippert Stadium. Members of the UC Sports Communications staff will be available to assist you. There is no access fee.

**GOING GREEN**

Starting with the 2010 season, the University of Cincinnati will no longer print media guides. Complete information, including a record book/media supplement will be made available on the football page at www.GoBEARCATS.com.

**#BEARCATS**

When tweeting and engaging others on social media networks about UC or the Bearcats, please use #Bearcats.

**ON THE WEB**

Information on the University of Cincinnati football team is available at www.GoBEARCATS.com. To receive the UC updates via email, please send a request to Ryan Koslen (ryan.koslen@uc.edu). Information on the American Athletic Conference and all member institutions is also available through the league's web site at www.TheAmerican.org.

**WEEKLY MEDIA LUNCHEON**

UC holds a weekly media luncheon each Tuesday in the second floor Bob Goin Team Room of Richard E. Lindner Center. Lunch is served at 11:30 a.m., selected players are available for one-on-one interviews from 11:45-noon, and head coach Tommy Tuberville takes the podium at noon.

**PRACTICES**

During a typical Saturday game week, media may interview players and coaches immediately following practice on either Tuesday or Wednesday. Practice is generally closed to the public. Anyone hoping to observe practice should contact UC Sports Communications in advance. Failure to do so may result in an individual's removal from the venue. During regular-season practices, unless otherwise noted, still and television photographers will be allowed to shoot stretching and the first 20 minutes (four periods). At the conclusion of practice, head coach Tommy Tuberville will address the media on the field. First-year players, including freshmen and transfers, will be made available to the media at the coach's discretion.

**INTERNET POLICIES**

Live updating of websites, blogs and social network feeds is not allowed during practices.

**POSTGAME INTERVIEWS**

The UC locker room will remain closed following all football games. Media should request players through UC Sports Communications personnel for the media room during the fourth quarter. Media will be allowed to enter the field (for home games) late in the fourth quarter but will not be allowed to conduct interviews with UC football players on the field (home or away). Only the originating television and radio networks will be allowed to conduct interviews on the field.

There will be a 10-15 minute cooling off period between the end of the game and start of the postgame interview sessions. Coach Tuberville will address the media in the designated interview area following home games. Players will be brought into the interview area as soon as possible.

Postgame availability on the road will be determined on gameday. Please see football contact Ryan Koslen for details.

**AMERICAN ATHLETIC TELECONFERENCE**

The American Athletic Conference will coordinate a weekly teleconference of the league's 12 head football coaches, beginning Monday, Aug. 31, and continuing each Monday through the 2015 season. Each coach will be available for 10 minutes. Media members who wish to access the teleconference should contact Chuck Sullivan at the American Athletic Conference for the phone number.

The call begins at 11 a.m. ET (10 a.m. CT), with the order of schools as follows:


<b>EASTERN TIME</b>	<b>CENTRAL TIME</b>	<b>COACH</b>
11 a.m.	10 a.m.	Ken Niumatalolo, Navy
11:10 a.m.	10:10 a.m.	Chad Morris, SMU
11:20 a.m.	10:20 a.m.	Bob Diaco, UConn
11:30 a.m.	10:30 a.m.	Ruffin McNeill, East Carolina
11:40 a.m.	10:40 a.m.	Philip Montgomery, Tulsa
11:50 a.m.	10:50 a.m.	Tom Herman, Houston
<b>Noon</b>	<b>11 a.m.</b>	<b>Tommy Tuberville, Cincinnati</b>
12:10 p.m.	11:10 a.m.	Willie Taggart, USF
12:20 p.m.	11:20 a.m.	Matt Rhule, Temple
12:30 p.m.	11:30 a.m.	Justin Fuente, Memphis
12:40 p.m.	11:40 a.m.	George O'Leary, UCF
12:50 p.m.	11:50 a.m.	Curtis Johnson, Tulane

For those who are not able to participate during the live teleconference, an archive of Monday's call will be available on the American Athletic Conference website at www.TheAmerican.org, normally within an hour of the call's completion.

# 2015 UNIVERSITY OF CINCINNATI FOOTBALL

## MEDIA CALENDAR

Listed below is a tentative schedule of media opportunities entering the 2015 season. During a typical game week, Head Coach Tommy Tuberville will be available on the on a postgame Sunday teleconference, on the American Athletic Conference Coaches Call Monday, at his press conference on Tuesday and following practice on Wednesday. Players will be available following practice on Tuesdays and Wednesdays and once conference play begins, at press conferences on Tuesday. Call-in information for the Sunday conference call will be distributed once it becomes available. Parties interested in joining the American Athletic Conference call each Monday should contact Chuck Sullivan in the conference office for the number and passcode. The sports information office will send out an updated media availability listing each week during the season.

SUN.	MON.	TUES.	WED.	THURS.	FRI.	SAT.	SUN.	MON.	TUES.	WED.	THURS.	FRI.	SAT.
AUG. 2	3	4	5 PLAYERS REPORT	6 FIRST PRACTICE	7	8 DEPART FOR HIGHER GROUND	4 Tuberville Conference Call	6 American Coaches Call	6	7	8	9	10
9	10	11 PHOTO DAY	12	13	14	15	11	12 American Coaches Call	13 UC Press Conference Noon  Player Interviews	14	15	16 GAME 6 @BYU 8 p.m.	17
16	17	18	19	20	21	22 RETURN FROM HIGHER GROUND	18 Tuberville Conference Call	19 American Coaches Call	20 UC Press Conference Noon  Player Interviews	21	22	23	24 GAME 7 UConn TBA
23	24 Classes Begin	25	26	27	28	29	25	26 American Coaches Call	27 UC Press Conference Noon  Player Interviews	28	29	30	31 GAME 8 UCF TBA
30	31 American Coaches Call	SEPT. 1 UC Press Conference Noon  Player Interviews	2 Player Interviews	3	4	5 GAME 1 ALABAMA AGM 7 p.m.	NOV. 1 Tuberville Conference Call	2 American Coaches Call	3 UC Press Conference Noon  Player Interviews	4	5	6	7 GAME 9 @Houston TBA
6 Tuberville Conference Call	7 American Coaches Call	8 UC Press Conference Noon  Player Interviews	9 Player Interviews	10	11	12 GAME 2 TEMPLE 8 p.m. • Nippert	8 Tuberville Conference Call	9 American Coaches Call	10 UC Press Conference Noon  Player Interviews	11	12	13	14 GAME 10 TULSA TBA
13 Tuberville Conference Call	14 American Coaches Call	15 UC Press Conference Noon  Player Interviews	16 Player Interviews	17	18	19 GAME 3 @Miami (Ohio) 3:30 p.m.	15 Tuberville Conference Call	16 American Coaches Call  Player Interviews	17 UC Press Conference Noon	18	19	20 GAME 11 @USF 8 p.m.	21
20 Tuberville Conference Call	21 American Coaches Call	22 UC Press Conference Noon	23	24 GAME 4 at Memphis 7:30 p.m.	25	26	22 Tuberville Conference Call	23 American Coaches Call	24 UC Press Conference Noon  Player Interviews	25	26	27	28 GAME 12 @East Carolina TBA
27	28 American Coaches Call	29 UC Press Conference Noon	30	OCT. 1 GAME 5 MIAMI (FLA.) 7:30 p.m.	2	3	29	30	DEC. 1	2	3	4	5 

**RADIO**

University of Cincinnati fans have had no trouble tracking the Bearcats due to their radio network.

700 WLW begins its 22nd season as the Bearcats' broadcast partner. The station's 50,000-watt signal can project UC games to 38 states and a third of Canada, and worldwide via heartradio.com, making it possible for UC football fans to hear every game.

UC games are also picked up weekly by SiriusXM through the Bearcats partnership with IMG College. Check GoBEARCATS.com or SiriusXM.com weekly to find out the channel for a UC game.

WLW augments the broadcast coverage with pregame and postgame programming. Additionally, head coach Tommy Tuberville is featured on an hour-long call-in show each week from the original Montgomery Inn, allowing Cincinnati fans to meet the coach and ask their questions up close and personal.

**ON-AIR TALENT****DAN HOARD – Play-by-Play**

Dan Hoard

Dan Hoard is in his 15th season as the Voice of the Bearcats, handling the play-by-play duties for the football and men's basketball teams. Hoard, also the radio announcer for the Cincinnati Bengals, first served as UC's over-the-air voice in 1996 and handled the play-by-play on the local television telecasts from 1996-2000. He took over the radio play-by-play duties in 2000.

**JIM KELLY, JR. – Color Analyst**

Jim Kelly, Jr.

Jim Kelly, a standout receiver for the Bearcats in the mid-1970's, returns for his 24th season as an analyst. Jim is the son of the late Jim Kelly, Sr., who was associated with UC for over 40 years as an athlete, assistant coach, and administrator. Kelly, Jr. followed in his father's footsteps as an athlete and started three seasons as a wide receiver for UC in the mid-1970's.

**TONY PIKE – Sideline Reporter**

Tony Pike

Former UC signal-caller Tony Pike joins the radio team in 2015 as the Bearcats' sideline reporter. Pike, a standout QB who helped lead UC to the 2009 Orange Bowl and 2010 Sugar Bowl had a brief NFL career cut short due to an elbow injury. The Cincinnati native is now the general manager of Beacon Elite Sports Training in Sharonville.

**MO EGGER – Host and Engineer**

Mo Egger

Mo Egger is the host, producer, and engineer on UC broadcasts. He is the morning sports anchor on 700 WLW, and hosts afternoons on ESPN 1530 and late nights and weekends on national ESPN Radio. A New Jersey native and a graduate of the University of Dayton, he has been with Clear Channel since 1997 and has worked on UC broadcasts since 2001.

**TELEVISION**

When it comes to television, the University of Cincinnati has one of the most extensive television packages in the country as its partners cover not only the state of Ohio, but the nation.

The 2015 football season will be the second under the American Athletic Conference's comprehensive television partnerships with ESPN and CBS Sports.

The new arrangements began with the 2013-14 basketball season and will be in place through the 2019-20 academic year. The contracts provide for unprecedented exposure on two of the industry leaders in sports television.

In football, the contract calls for all conference-controlled games – which encompasses all conference games and home non-conference games – to be televised. Nearly 90 percent of those games will be carried on either national broadcast or national cable platforms.

In addition to contracted games on ABC, ESPN, ESPN2, ESPNU and ESPNNews, American Athletic Conference teams will regularly appear on CBS Sports Network through a sub-licensing agreement with ESPN.

Additional nonconference games will be available on ESPN3 – ESPN's live multi-screen sports network, giving fans an online destination that delivers thousands of global sports events annually. It is accessible online at WatchESPN.com, on smartphones and tablets via the WatchESPN app and streamed on televisions through Amazon Fire TV and Fire TV Stick, Apple TV, Chromecast, Roku, Xbox 360 and Xbox One. The network is currently available to more than 99 million homes at no additional cost to fans who receive their high-speed Internet connection or video subscription from an affiliated service provider. The network is also available at no cost to approximately 21 million U.S. college students and U.S.-based military personnel via computers, smartphones and tablets connected to on-campus educational and on-base military broadband and Wi-Fi networks. ESPN, Inc., is the world's leading multinational, multimedia sports entertainment company featuring a portfolio of more than 50 multimedia sports assets. The company is comprised of eight U.S. 24-hour television networks and five HD simulcast services. Based in Bristol, Connecticut, ESPN is 80-percent owned by ABC, Inc., which is an indirect subsidiary of The Walt Disney Company. The Hearst Corporation holds a 20 percent interest in ESPN.

CBS Sports Network is available to 100 million homes and may be seen on a digital basic cable package in all American Athletic Conference markets. Talent for The American's weekly game on CBS Sports Network includes Dave Ryan on play-by-play, Corey Chavous as the analyst and Lauren Gardner as the reporter.

UC is in a multi-year agreement with FOX Sports Ohio that makes the network the exclusive regional cable home of UC football. Programming includes game telecasts, preseason and postseason specials, game replays on Sunday nights, and a weekly coaches show titled 'Bearcats Sports Weekly With Tommy Tuberville' which is hosted by Hoard.

**BROADCAST PARTNERS**



#AmericanRising



In the course of its first two seasons, the American Athletic Conference has taken a place at the forefront of intercollegiate athletics, earning a collection of national team and individual championships and football postseason wins that place The American among the elite Division I conferences.

The American consists of 12 prestigious institutions: the University of Central Florida, the University of Cincinnati, East Carolina University, the University of Connecticut, the University of Houston, the University of Memphis, the U.S. Naval Academy (in football only), the University of South Florida Southern Methodist University, Temple University, Tulane University and the University of Tulsa.

Under the leadership of commissioner Mike Aresco, the American Athletic Conference has written an impressive list of accomplishments, both in and out of the competitive arena.

The league has produced three NCAA championship teams – UConn men's basketball in 2014 and UConn women's basketball in 2014 and 2015 – and two individuals who have won NCAA titles, most recently SMU's Bryson Dechambeau, who was the 2015 national champion in men's golf. Additionally, American Athletic Conference teams have advanced to the College World Series, the semifinal and final rounds of the NIT and the match play round of the NCAA Men's Golf Championship. Half of the conference's baseball-playing members reached the NCAA Championship in 2015, while The American had the best men's basketball postseason record of any conference in 2014, when conference teams were a combined 13-4. Teams from The American have registered top-10 national rankings in football, men's basketball, women's basketball, baseball, men's soccer and men's golf.

The American is quickly making its mark in professional sports as well, beginning with the selection of UCF quarterback Blake Bortles by the Jacksonville Jaguars with the No. 3 pick in the 2014 NFL Draft.

More recently, a number of American Athletic Conference athletes have been selected in the first round of the professional entry drafts in football, basketball, baseball and soccer. UConn's Cyle Larin was the No. 1 overall pick in the 2015 Major League Soccer SuperDraft as he was chosen by Orlando City SC. UCF's Romario Williams was taken by the Montreal Impact at No. 3, giving The American two of the top three picks in the draft. UConn's Sergio Campbell went at No. 19 to the Columbus Crew as the third pick from the conference in the first round.

In the 2015 NFL Draft, UCF's Breshad Perriman and UConn's Byron Jones were selected consecutively in the first round – Perriman to the Baltimore Ravens at No. 26 overall and Jones to the Dallas Cowboys at No. 27. It was the second straight year in which The American had at least two first-round selections.

UConn's Kaleena Mosqueda-Lewis was selected by the Seattle Storm with the No. 3 pick in the 2015 WNBA Draft, while UConn's Kiah Stokes went 11th overall to the New York Liberty.

Cincinnati outfielder Ian Happ, the 2015 American Athletic Conference Player of the Year, was chosen by the Chicago Cubs with the No. 9 overall pick in the 2015 Major League Baseball Draft.

In football, two American Athletic Conference football teams were ranked in the top 15 of the final 2013 Associated Press poll, while Memphis finished the season in the top

25 of the 2014 polls as Tigers tied UCF and Cincinnati for the conference title. Six of the 12 teams that compete in The American in 2015 played in bowl games to cap the 2014 season as Memphis, Houston and Navy earned postseason victories.

Teams in The American have enjoyed almost unprecedented success since the conference's formation. Memphis finished with 10 wins in football for the first time since 1938. SMU advanced to the NCAA Men's Basketball Championship for the first time since 1993. UCF and Houston have both achieved top-10 rankings in baseball in the past two years. USF finished the 2014-15 season at No. 8 in the final men's golf national ranking. The UConn women's basketball team won its NCAA-record ninth and 10th national championships as a member of The American.

The American Athletic Conference holds media rights partnerships with ESPN and CBS Sports which give the conference outstanding national exposure on the two industry leaders in sports television. The football portion of the contract calls for nearly 90 percent of conference-controlled games on national broadcast or national cable platforms. The first American Athletic Conference Football Championship, which will be played Dec. 5, 2015, will be carried on either ABC or ESPN on Championship Saturday.

In men's basketball, the television deal calls for all conference-controlled games to be televised, with more than 63 percent slotted for national broadcast or national cable – a minimum of 107 games. The entire postseason tournament will be televised, including the championship game, which will be on ABC or ESPN. Sixty percent of the American's women's basketball games will be carried on national cable, regional sports networks or ESPN3, while the conference has a multi-year agreement with CBS Sports Network for coverage of select baseball games.

American Athletic Conference teams have access to the pinnacle of college football's postseason structure. An American representative would be chosen for the College Football Playoff semifinals if it is among the top four teams in the CFP selection committee's final ranking. Otherwise, the league would place its champion in either the Vizio Fiesta Bowl or the Chick-fil-A Peach Bowl if it is ranked higher than the champions of Conference USA, the Mid-American Conference, the Mountain West Conference and the Sun Belt Conference.

Additionally, The American holds primary or secondary partnerships with 12 bowls for the current six-year cycle, ensuring multiple annual matchups against the nation's top conferences and providing desirable postseason destinations to member institutions and their fans.

The American Athletic Conference administers to its membership from a state-of-the-art office located in Providence, R.I. The location of the conference headquarters – just steps from the city's Amtrak station and 10 minutes from T.F. Green International Airport – gives the conference easy access to its member schools.

The conference headquarters is equipped with a complete video production studio, serving as the home of the American Digital Network, and small- and large-scale meeting rooms to accommodate the many coaches' and administrators' meetings held on-site each year.

**THURSDAY, SEPTEMBER 3**

Florida International at UCF (6 p.m., CBSSN)  
 Villanova at UConn (7:30 p.m., ESPN3/SNY)  
 Duke at Tulane (9:30 p.m., CBSSN)

**FRIDAY, SEPTEMBER 4**

Baylor at SMU (7 p.m., ESPN)

**SATURDAY, SEPTEMBER 5**

Colgate at Navy (Noon, CBSSN)  
 Penn State at Temple (3:30 p.m., ESPN)  
 Florida Atlantic at Tulsa (3:30 p.m., CBSSN)  
 Towson at East Carolina (6 p.m., ESPN3)  
 Alabama A&M at Cincinnati (7 p.m., ESPN3)  
 Missouri State at Memphis (7 p.m., ESPN3)  
 Florida A&M at USF (7 p.m., ESPN3)  
 Tennessee Tech at Houston (8 p.m., ESPN3)

**SATURDAY, SEPTEMBER 12**

USF at Florida State (11:30 a.m., ESPN)  
 Army at UConn (Noon, CBSSN)  
 Houston at Louisville (Noon, ACC Regional)  
 Tulane at Georgia Tech (3:30 p.m., ACC Regional)  
 East Carolina at Florida (7 p.m., ESPN2)  
 Memphis at Kansas (7 p.m., ESPN3)  
 North Texas at SMU (7 p.m., ESPN3)  
 Temple at Cincinnati \* (8 p.m., ESPNNews)  
 Tulsa at New Mexico (8 p.m., ESPN3)  
 UCF at Stanford (10:30 p.m., FS1)

**SATURDAY, SEPTEMBER 19**

UConn at Missouri (Noon, ESPN/ESPN2/ESPNU)  
 USF at Maryland (Noon, ESPN2/ESPNU/ESPNNews)  
 Tulsa at Oklahoma (Noon, FS1)  
 Memphis at Bowling Green (3 p.m., ESPN3)  
 Temple at Massachusetts (3 p.m., ESPN3)  
 Cincinnati at Miami (Ohio) (3:30 p.m., ESPN3)  
 East Carolina at Navy \* (3:30 p.m., CBSSN)  
 Furman at UCF (6 p.m., ESPN3)  
 SMU at TCU (8 p.m., FSN)  
 Maine at Tulane (8 p.m., ESPN3)

**THURSDAY, SEPTEMBER 24**

Cincinnati at Memphis \* (7:30 p.m., ESPN)

**SATURDAY, SEPTEMBER 26**

James Madison at SMU (7 p.m., ESPN3)  
 Navy at UConn \*  
 UCF at South Carolina  
 Virginia Tech at East Carolina  
 Texas State at Houston

**THURSDAY, OCTOBER 1**

Miami (Fla.) at Cincinnati (7:30 p.m., ESPN)

**FRIDAY, OCTOBER 2**

Memphis at USF \* (7 p.m., ESPN2)  
 Temple at Charlotte (7 p.m., CBSSN)  
 UConn at Brigham Young (10:15 p.m., ESPN/ESPN2)

**SATURDAY, OCTOBER 3**

Air Force at Navy (3:30 p.m., CBSSN)  
 UCF at Tulane \*  
 East Carolina at SMU \*  
 Houston at Tulsa \*

**THURSDAY, OCTOBER 8**

SMU at Houston \* (8 p.m., ESPN2)

**SATURDAY, OCTOBER 10**

UConn at UCF \*  
 Tulane at Temple \*  
 East Carolina at Brigham Young  
 Navy at Notre Dame (NBC)  
 Syracuse at USF  
 Louisiana-Monroe at Tulsa

**FRIDAY, OCTOBER 16**

Cincinnati at Brigham Young (8 p.m., ESPN)  
 Houston at Tulane \* (9 p.m., ESPNU)

**SATURDAY, OCTOBER 17**

UCF at Temple \*  
 USF at UConn \*  
 Tulsa at East Carolina \*  
 Mississippi at Memphis

**THURSDAY, OCTOBER 22**

Temple at East Carolina \* (7 p.m., ESPN2)

**FRIDAY, OCTOBER 23**

Memphis at Tulsa \* (8 p.m., ESPN)

**SATURDAY, OCTOBER 24**

Tulane at Navy \* (1 p.m., CBSSN)  
 Houston at UCF \*  
 UConn at Cincinnati \*  
 SMU at USF \*

**FRIDAY, OCTOBER 30**

East Carolina at UConn \* (7 p.m., ESPNU)

**SATURDAY, OCTOBER 31**

USF at Navy \* (Noon, CBSSN)  
 UCF at Cincinnati \*  
 Tulane at Memphis \*  
 Tulsa at SMU \*  
 Vanderbilt at Houston  
 Notre Dame at Temple

**FRIDAY, NOVEMBER 6**

Temple at SMU \* (8 p.m., ESPN2)

**SATURDAY, NOVEMBER 7**

UCF at Tulsa \*  
 Cincinnati at Houston \*  
 UConn at Tulane \*  
 USF at East Carolina \*  
 Navy at Memphis \*

**SATURDAY, NOVEMBER 14**

SMU at Navy \* (3:30 p.m., CBSSN)  
 Tulsa at Cincinnati \*  
 Temple at USF \*  
 Memphis at Houston \*  
 Tulane at Army (Noon, CBSSN)

**THURSDAY, NOVEMBER 19**

East Carolina at UCF \* (7:30 p.m., ESPN)

**FRIDAY, NOVEMBER 20**

Cincinnati at USF \* (8 p.m., CBSSN)

**SATURDAY, NOVEMBER 21**

Houston at UConn \*  
 Memphis at Temple \*  
 Navy at Tulsa \*  
 Tulane at SMU \*

**FRIDAY, NOVEMBER 27**

USF at UCF \*  
 Navy at Houston \*  
 Tulsa at Tulane \*

**SATURDAY, NOVEMBER 28**

Cincinnati at East Carolina \*  
 UConn at Temple \*  
 SMU at Memphis \*

**SATURDAY, DECEMBER 5**

American Athletic Conference Championship  
 (ABC/ESPN)

**SATURDAY, DECEMBER 12**

Navy vs. Army 1 (3 p.m., CBS)

**SATURDAY, DECEMBER 19**

AutoNation Cure Bowl (CBSSN)

**MONDAY, DECEMBER 21**

Miami Beach Bowl (2:30 p.m., ESPN)

**TUESDAY, DECEMBER 22**

Boca Raton Bowl (7 p.m., ESPN)

**THURSDAY, DECEMBER 24**

Hawaii Bowl (8 p.m., ESPN)

**SATURDAY, DECEMBER 26**

St. Petersburg Bowl (11 a.m., ESPN)

**MONDAY, DECEMBER 28**

Military Bowl presented by Northrop Grumman  
 (2:30 p.m., ESPN)

**WEDNESDAY, DECEMBER 30**

Birmingham Bowl (Noon, ESPN)

\* American Athletic Conference game

1 Lincoln Financial Field, Philadelphia, Pa.

All times Eastern; all dates and times subject to change. Additional television listings will be announced as they become available

**THE AMERICAN MOVES TO TWO DIVISIONS, ADDS FB CHAMPIONSHIP GAME IN 2015.**

**SATURDAY, DEC. 5, 2015**  
**NOON ET • ABC**

**DIVIDE & CONQUER**

- » The 2015 season will be The American's first in its new 12-team, two-division format, in which each team will play eight conference games. Each team will face the other five teams in its own division as well as three teams from the other division.
- » The American's East Division includes UCF, Cincinnati, UConn, East Carolina, USF and Temple. The West Division lineup is Houston, Memphis, Navy, SMU, Tulane and Tulsa. The two divisional champions will meet in The American Championship at the home site of one of the participants.

**DIVISIONAL CHAMPIONS**

- » The divisional champions will be the teams from each division with the highest winning percentage in all conference games – both divisional and non-divisional.

- » In the event of a two-team tie within a division, the head-to-head result between the tied teams will determine the divisional champion.

**CHAMPIONSHIP SITE**

- » The site of the American Athletic Conference Football Championship will be the home venue of the divisional champion with the best record in conference games.
- » If the two divisional champions have the same conference record, then the regular-season head-to-head winner between the divisional champions would host the championship. If the divisional champions have the same conference record and did not play in the regular season, then the team with the better overall regular-season record would host the championship.

## PRESEASON NOTEBOOK

## // STREAKS, STORYLINES, SIDEBARS

- » The University of Cincinnati football team played its 127th season in 2014. The Bearcats' program dates to 1885 and is one of the 10 oldest in major college football.
- » UC has won a league title in five of the last seven seasons and played in a bowl game in eight of the last nine years.
- » The Bearcats have won 83 games over the last nine years, the most among the current American Athletic Conference.
- » UC's .728 winning percentage since 2007 ranks among the Top-10 teams in the NCAA FBS.
- » Cincinnati has won at least nine games seven times in the last eight years and the Bearcats won their last seven regular-season games to close the 2014 season before falling to Virginia Tech in the Military Bowl.
- » The Bearcats return to Nippert Stadium in 2015 after the venerable stadium underwent an \$86-million renovation. Cincinnati played its 2014 home games at Paul Brown Stadium.
- » QB Gunner Kiel tied a Bearcats' single-season record with 31 touchdown passes, set by Ben Mauk in 2007.

## // SCOUTING THE OFFENSE

- » QB Gunner Kiel battled through injuries to start all 13 games last year. Kiel led the American Athletic Conference with 31 touchdown passes and a 149.4 efficiency rating.
- » The Bearcats return their top seven receivers from last season — players who caught a combined 33 touchdown passes in 2014. WR Chris Moore averaged a conference-leading 22.4 yards per catch and had eight TDs last season.
- » Cincinnati saw a number of running backs go down with injuries last season before RB Mike Boone picked up the slack as a true freshman. Boone led the team with 650 rushing yards and nine touchdowns.
- » OG Parker Ehinger earned all-conference first-team honors last season and is the anchor of the Bearcats' veteran offensive line. That unit has 76 career starts to its credit.

## SINGLE-SEASON PASSING

## Passing Yards

Rk	Yards	Player	Year
1.	3,543	Gino Guidugli	2002
2.	3,272	Greg Cook	1968
3.	3,254	<b>Gunner Kiel</b>	2014

## // A PEEK AT THE DEFENSE

- » Cincinnati has five starters back from a defense that made marked improvement in the second half of last season. The Bearcats ranked ninth in the American in total defense last year.
- » The Bearcats lose two players who registered 100 tackles last season (LB Jeff Luc, LB Nick Temple).
- » The top returning tackler from last year is S Zach Edwards, who made 121 stops with two interceptions and six pass breakups.
- » CB Adrian Witty was granted a sixth year of eligibility and returns to his starting spot in the secondary.

## // SPECIAL TEAMS

- » K Andrew Gantz earned all-conference second team honors as a freshman after he ranked second in The American in kicker scoring. Gantz hit 16 of 20 field goal attempts in 2014.
- » P Sam Geraci averaged 39.4 yards per punt and ranked seventh in The American.
- » WR Johnny Holton averaged 20.6 yards on kickoff returns, which ranked third among American Athletic Conference players.

## // COMING HOME

- » UC will open up a newly renovated and expanded Nippert Stadium on Saturday, Sept. 5 against Alabama A&M.
- » One of the oldest stadiums in college football, Nippert is undergoing an \$86-million facelift which has seen the construction of a new west pavilion, the addition of suites and seats and extensive renovations to concourses and fan amenities.
- » UC played the 2014 campaign at Paul Brown Stadium.

## // LEADING A STRONG GROUP

- » WR Shaq Washington, a 2015 Biletnikoff Award watch list member, led UC's 2014 squad in both catches and receiving yards with 66 receptions for 761 yards.
- » The redshirt senior averaged 58.5 receiving yards per game and tallied four touchdowns.
- » He had three or more catches in each of the Bearcats' 13 games and enters the 2015 campaign with a 26 game streak of catching at least on pass.
- » Washington currently sits fifth on UC's all-time reception list with 150, and he needs 55 catches in 2015 to top Cincinnati's career chart (204; Gilyard, Goodman and Vann).

## CAREER RECORDS

## Receptions

Rk	Rec.	Player	Years
1.	204	Mardy Gilyard	2005; 2007-09
2.	204	Dominick Goodman	2005-08
	204	LaDaris Vann	1999-2002
4.	159	D.J. Woods	2008-11
5.	145	Shaq Washington	2010-

## // PROTECT THIS HOUSE

- » UC announced a long-term partnership with Under Armour this week, naming the global performance brand as the official outfitter for UC's intercollegiate athletics program starting July 1, 2015.
- » As part of the multi-year agreement, Under Armour will exclusively design and supply the footwear, apparel and equipment for training and gameday uniforms for each of UC's 19 men's and women's varsity athletic teams beginning in the 2015-16 season.

## // OH CAPTAIN MY CAPTAIN

- » Head Coach Tommy Tuberville has named his captains for the 2015 season as voted on by the entire team.
- » UC's captains will be: OL Parker Ehinger, QB Gunner Kiel, DE Silverberry Mouhon, CB Adrian Witty and PR Shaq Washington and LS Kirk Willis.

## // COACHING STAFF CHANGES

- » With the start of a new season comes the addition of a pair of new coaches and a shifting of some coaching responsibilities.
- » Kenny Ingram (defensive tackles) and Ty Linder (special teams coordinator) are new members to the staff.
- » Cornerbacks coach Steven Clinkscale will add the title of co-defensive coordinator and call the defense on gameday.
- » Clinkscale will coach both corners and safeties with safeties coach Jeff Koonz moving to coach the linebackers in 2015.
- » Linder joins the staff after spending the 2014 season at TCU. He previously coached at Oklahoma State and Texas Tech, where he was on Coach Tuberville's staff.
- » Ingram spent the last two seasons at Auburn as the director of player development. He previously coached at Arkansas State, Memphis and was a successful high school head coach in the Memphis area.

## 2015 SCHEDULE

DATE	OPPONENT	TIME (ET)	TV
Sept. 5	<b>ALABAMA A&amp;M</b>	7 p.m.	ESPN3
Sept. 12	<b>TEMPLE *</b>	8 p.m.	ESPNNews
Sept. 19	at Miami (Ohio)	3:30 p.m.	ESPN3
Sept. 24	at Memphis *	7:30 p.m.	ESPN
Oct. 1	<b>MIAMI (FLA.)</b>	7:30 p.m.	ESPN
Oct. 17	at BYU	8 p.m.	ESPN
Oct. 24	<b>UCONN *</b>	TBA	
Oct. 31	<b>UCF *</b>	TBA	
Nov. 7	at Houston *	TBA	
Nov. 14	<b>TULSA *</b>	TBA	
Nov. 20	at USF *	8 p.m.	CBS SN
Nov. 28	at East Carolina *	TBA	

All times Eastern. Home games in **BOLD CAPS** and played at Nippert Stadium. \* American Athletic Conference game.

## // BEARCATS IN THE PROS

- » Although NFL training camps are just getting underway, several other former Bearcats are deep into their respective seasons in the Arena and Canadian Football Leagues. Below is a complete listing of Bearcats in the pros.

## NATIONAL FOOTBALL LEAGUE

- » Blake Annen, Chicago
- » Connor Barwin, Philadelphia
- » Camaron Beard, Jacksonville
- » Tyreek Burwell, San Diego
- » Brent Celek, Philadelphia
- » Trent Cole, Indianapolis
- » Sean Hooey, San Francisco
- » Kevin Huber, Cincinnati
- » John Hughes, Cleveland
- » Jason Kelce, Philadelphia
- » Travis Kelce, Kansas City
- » Eric Lefeld, Atlanta
- » Jeff Linkenbach, Miami
- » Jeff Luc, Miami
- » Ricardo Mathews, San Diego
- » Isaiah Pead, St. Louis
- » Adrien Robinson, New York Giants
- » Kenbrell Thompson, Oakland
- » Mike Windt, San Diego
- » George Winn, Detroit
- » Derek Wolfe, Denver

## CANADIAN FOOTBALL LEAGUE

- » Zach Collaros, Hamilton
- » Mardy Gilyard, Montreal
- » Vidal Hazelton, Toronto
- » Sam Longo, Winnipeg
- » Brandon Underwood, Toronto

## ARENA FOOTBALL LEAGUE

- » CJ Cobb, Cleveland
- » Nick Davila, Arizona
- » Dominick Goodman, Cleveland
- » Brendon Kay, New Orleans
- » Sam Longo, Portland
- » Kevin McCullough, Spokane

## // PRESEASON ROUND-UP

## // BEARCATS ON PRESEASON WATCH LISTS

- » Deyshawn Bond, Rimington
- » Parker Ehinger, Lombardi, Outland
- » Andrew Gantz, Groza
- » Gunner Kiel, Maxwell, Walter Camp, Davey O'Brien
- » Silverberry Mouhon, Lombardi
- » Shaq Washington, Biletnikoff

## // 2015 PRESEASON HONORS

## ESPN ALL-AAC TEAM

- » Parker Ehinger, OG
- » Zach Edwards, S

## ATHLON ALL-AAC TEAM

- » C Deyshawn Bond (2nd)
- » RB Mike Boone (3rd)
- » S Zach Edwards (1st)
- » OT Parker Ehinger (1st)
- » QB Gunner Kiel (1st)
- » WR Mekale McKay (1st)
- » WR Chris Moore (4th)
- » DL Silverberry Mouhon (1st)
- » WR Shaq Washington (2nd)
- » RB Hosey Williams (3rd)

## LINDY'S ALL-AAC TEAM

## First Team

- » Andrew Gantz, K (2nd)
- » Gunner Kiel, QB (1st)
- » Mekale McKay, WR (1st)
- » Parker Ehinger, OL (1st)

## SPORTING NEWS ALL-AAC TEAM

- » Gunner Kiel, QB
- » Parker Ehinger, OL
- » Andrew Gantz, K

## PHIL STEELE PRESEASON ALL-AAC TEAM

- » Deyshawn Bond, OL (2nd)
- » Mike Boone, RB (4th)
- » Zach Edwards, DB (2nd)
- » Andrew Gantz, K (2nd)
- » Johnny Holton, KR (2nd)
- » Gunner Kiel, QB (1st)
- » Mekale McKay, WR (1st)
- » Parker Ehinger, OL (1st)
- » Chris Moore, WR (2nd)
- » Silverberry Mouhon, DL (1st)
- » Justin Murray, OL (3rd)
- » Leviticus Payne, LB (4th)
- » Shaq Washington, PR (2nd)
- » Shaq Washington, WR (2nd)

## » BY THE NUMBERS

26

- » WR Shaq Washington has had three or more receptions in each of UC's 13 games in 2014 and a reception in 26-straight games overall, dating to the 2013 opener against Purdue.

35

- » The Bearcats finished the Temple game with 255 yards of total offense, snapping a 35-game streak with 340 or more yards of total offense dating back to the 2011 opener.

20.3

- » WR Mekale McKay has averaged 20.3 yards per reception while at UC with 15 TDs. Twelve of the 15 scores have come on throws of 15 yards or more (40, 22, 15, 62, 24, 66, 34, 17, 27, 80, 55, 36).

## // WITTY RETURNS FOR SIXTH YEAR

- » CB Adrian Witty missed UC's final 12 games in 2014 after suffering a groin injury in the season opener against Toledo.
- » He was granted a sixth year of eligibility by the NCAA.
- » Witty is UC's most experienced DB, having played cornerback, safety and nickel during his UC career.
- » In 41 career games, Witty has tallied 90 tackles, including 6.5 for a loss, three sacks, seven PBUs and an interception.

## // WALK-ON PARTY

- » Chad Banschbach (RB), Bobby Brown (RB), Clemente Casseus (LB), Grant Coleman (CB), Andrew Gantz (K), Sam Geraci (P), Kevin Hyland (LB), Will Steur (OL), Chad West (OL), Kirk Willis (LS) and Eric Wilson (LB) are all former or current walk-ons who have all seen action for the Bearcats.

## // ALREADY A VETERAN?

- » Nine student-athletes, Brayden Beard, Bryce Jenkinson, Antonio Kinard, Frank Labady, Evan Mallory, Delonte Murray, Josh Pasley, Idarius Ray and Bryan Wright enrolled at UC in January and participated in spring football.

## // WHAT'S IN A NAME

- » DL Lyndon Johnson, a native of West Point, Miss., joins the Bearcats 2015 class from Holmes CC in Mississippi.
- » His full name? Lyndon Baines Johnson Jr.
- » Johnson shares a name with the 36th President of the United States of America.

## // ROPE THIS

- » One of the more unique biographical notes from the 2015 signing class comes from LB Jaylyn Minor from Texas.
- » Minor is involved in the rodeo, taking part in calf roping and steer wrestling.

## // ROAD TRIPPING

- » UC is riding a seven-game road conference win streak, dating back to the 2013 game at Memphis, a 34-21 UC win.
- » UC's last conference road loss came at USF on Oct. 5, 2013, a 26-20 setback.

## // PLAYING FOR CHAMPIONSHIPS

- » With its win over Houston, UC claimed a share of the American Athletic Conference Championship.
- » UC has won five conference championships in the last seven seasons and 14 league championships all time.
- » UC & Boise State are the only two NCAA FBS schools to achieve that feat.
- » The Bearcats earned championships in 2008, 2009, 2010, 2012 and 14 while the Broncos won crowns in 2008, 2009, 2010, 2012 and 2014.

## // SMALLER STORIES, BUT I'M SURE YOU'RE FOLLOWING

- » UC is one of seven FBS programs to have won nine or more games in each of the last four years, joining Alabama, Clemson, Florida State, Nebraska, Northern Illinois and Oregon.
- » UC is one of six NCAA FBS schools to play in four-straight bowl games as well as the last four NCAA Men's Basketball

Tournaments along with Kansas State, Louisville, Michigan State, San Diego State and Wisconsin.

- » Cincinnati was the only FBS school holding league titles in both football and men's basketball in 2014.
- » UC closed its second season under coach Tommy Tuberville. The 18-year head coaching veteran led the Bearcats to a 9-4 mark and a Belk Bowl appearance in 2013 and a 9-3 regular-season mark, American Athletic Conference Championship and Military Bowl appearance in 2014.
- » After a three-game skid in Oct., UC ended the regular season on a seven-game winning streak with wins at SMU, vs. USF, at Tulane, vs. East Carolina, at UConn, at Temple and vs. Houston.
- » The Bearcats have won seven-straight American road games, dating back to a win at Memphis in 2013.
- » Eight of UC's 10 games in 2014 occurred at night with the Bearcats holding a 6-2 mark.

## // STATISTICALLY SPEAKING

- » The Bearcats averaged nearly three sacks per game (2.7) and were second in the American.
- » LB Jeff Luc tied for the NCAA FBS lead with six forced fumbles and four fumble recoveries.
- » Luc (134), S Zach Edwards (121) and LB Nick Temple (113) all surpassed the 100 tackle mark.
- » DE Terrell Hartsfield led the American with 9.0 sacks, more than quadrupling his 2013 number of 1.5. Hartsfield also had 12.0 tackles for a loss and three fumble recoveries.
- » QB Gunner Kiel threw a league leading 31 TD passes, tying UC's single-season record. He also led the American in passing efficiency (149.4) and is the fifth UC signal caller to throw for 3,000 or more yards in a season (3,254).
- » K Andrew Gantz was one of 20 semifinalists for the Groza Award and is 16-of-20 on the season.
- » RB Mike Boone scored nine rushing TDs in the final seven regular season games of 2014.

## // BEARCATS +1 GAME PLEASE

- » UC became bowl eligible following its sixth win of the 2014 season, a 54-46 thriller over East Carolina.
- » UC played in its fourth straight bowl game and eighth in the last nine seasons.
- » The Bearcats hold an 8-8 mark all-time in postseason games and have played in the Liberty (2011), Belk (2012 & 13) and Military (2014) Bowls in the last three seasons.

## // UC FAMILY TIES

- » This year's roster includes four Bearcats who followed in family footsteps to play for UC.

*Brother Played at Cincinnati*

- » Kevin Mouhon - Silverberry (DE, 2011-)
- » Silverberry Mouhon - Kevin (LB, 2014-)

*Father Played at Cincinnati*

- » Franklin Brusciannelli - Jack (LB, 1988-89)

*Grandfather Played at Cincinnati*

- » Max Morrison - Joe (RB, 1956-58)

# 2015 UNIVERSITY OF CINCINNATI FOOTBALL

## 2015 ROSTER

No.	Name	Pos.	Ht.	Wt.	Cl.	Ex.	Hometown/High School/Last School	No.	Name	Pos.	Ht.	Wt.	Cl.	Ex.	Hometown/High School/Last School
90	Hakeem Allonce *	DT	6-4	309	Jr.	JC	Brooklyn, N.Y./Eleanor Roosevelt/Pierce CC	53	Tyler McGarr	OL	6-4	284	Fr.	HS	Hamilton, Ga./Harris County
12	Christian Angulo	CB	6-2	183	Fr.	HS	Gibson, Fla./East Bay	2	Mekale McKay	WR	6-5	210	Sr.	2L	Louisville, Ky./Moore/Arkansas
38	Mason Antoun ^ *	LB	6-1	232	Sr.	1L	Cincinnati, Ohio/Reading	33	Jaylyn Minor	LB	6-1	241	So.	JC	Navasota, Texas/Navasota/Tyler JC
75	Reed Armagost	OT	6-7	238	Fr.	HS	Gainesville, Fla./Gainesville	52	Keith Minor *	DT	6-4	271	Fr.	RS	Tyler, Texas/Chapel Hill
55	Caleb Ashworth	DE	6-3	240	Fr.	HS	Dry Fork, Va./Tunstall	15	Chris Moore *	WR	6-2	203	Sr.	3L	Tampa, Fla./Thomas Jefferson
30	Chad Banschbach ^ *	RB	5-9	200	So.	1L	Lawrenceburg, Ind./Lawrenceburg	8	Hayden Moore *	QB	6-3	205	Fr.	RS	Clay, Ala./Clay-Chalkville
85	Brayden Beard ^	WR	5-8	180	Fr.	HS	Fredricksburg, Texas/IMG Academy	25	Max Morrison *	WR	6-1	182	Sr.	3L	Kenton, Ohio/Kenton
59	Deyshawn Bond *	OL	6-1	291	Jr.	2L	Indianapolis, Ind./Warren Central	48	Kevin Mouhon *	LB	6-1	242	Fr.	RS	Norcross, Ga./Norcross
5	Mike Boone	RB	5-10	201	So.	1L	Macclenny, Fla./Baker County	92	Silverberry Mouhon *	DL	6-3	255	Sr.	3L	Norcross, Ga./Norcross
24	Taylor Boose	RB	6-0	200	Fr.	HS	Clifton, Va./Centreville	30	Chris Murphy *	CB	5-11	189	So.	TR	Marietta, Ga./Lassiter/Arkansas
50	Ja'Merez Bowen *	OL	6-4	319	Fr.	RS	Cleveland, Ohio/Shaker Hts.	51	Delonte Murray	OL	6-5	334	Jr.	JC	Burtonsville, Md./Springbrook/Lackawanna
47	Landon Brazile *	DE	6-5	238	Fr.	RS	Dayton, Ohio/Thurgood Marshall	74	Justin Murray *	OL	6-5	304	Sr.	2L	Cincinnati, Ohio/Sycamore
96	Cortez Broughton *	DT	6-2	297	Fr.	RS	Warner Robins, Ga./Veterans	82	Braxton Neal	WR	6-3	179	Fr.	HS	Cincinnati, Ohio/Lakota West
7	Aaron Brown *	CB	5-11	171	So.	1L	Miami, Fla./Northwestern	66	David Niehaus ^ *	OL	6-1	295	So.	SQ	Cincinnati, Ohio/Colerain
26	Bobby Brown ^	RB	6-0	205	So.	1L	Cincinnati, Ohio/Lakota East	97	Norman Oglesby	DT	5-11	265	Fr.	HS	Indianapolis, Ind./Ben Davis
40	Kevin Brown	LB	6-1	226	Sr.	3L	Indianapolis, Ind./Lawrence Central	99	Alex Pace *	DT	6-2	295	Jr.	1L	Cleveland, Ohio/Ginn Academy
53	Franklin Brusciannelli ^ *	LB	6-0	234	Jr.	SQ	Woodridge, Ill./Montini Catholic	34	Josh Pasley	K	6-0	193	Jr.	JC	Lenexa, Kan./DeSoto/Highland CC
22	Deionte Buckley ^	TE	5-9	208	Jr.	TR	Indianapolis, Ind./Warren Central/Indiana St.	9	Leviticus Payne	CB	5-9	191	Sr.	3L	Southfield, Mich./Southfield
94	Chris Burton *	DT	6-2	290	So.	1L	Danville, Va./George Washington	14	JJ Pinckney *	CB	6-3	188	Fr.	RS	Sylvania, Ohio/Southview
54	Luke Callahan *	OL	6-5	289	Fr.	RS	Powell, Ohio/Olentangy Liberty	65	Idarius Ray	OL	6-6	312	Jr.	JC	Amarillo, Texas/Palo Duro/LA Valley
72	Garrett Campbell ^ *	OL	6-6	312	So.	SQ	Cincinnati, Ohio/St. Xavier	87	Justin Sawmiller ^ *	WR	6-0	189	Fr.	RS	Kenton, Ohio/Kenton
6	Clemente Casseus *	LB	6-1	232	Sr.	2L	Miami, Fla./Everglades	32	Linden Stephens	CB	6-0	180	So.	1L	Euclid, Ohio/Euclid/Fork Union Military
80	Alex Chisum *	WR	6-3	200	Sr.	3L	Fayetteville, Ga./Sandy Creek	64	Will Steur ^ *	OL	6-4	301	So.	SQ	Cincinnati, Ohio/Madeira
24	Malik Clements	S	6-0	193	Fr.	HS	Danville, Va./George Washington	79	Ryan Stout *	OL	6-6	285	Fr.	RS	Sylvania, Ohio/Southview
18	Tyler Cogswell *	TE	6-5	254	So.	SQ	Coral Springs, Fla./American Heritage	25	Alex Thomas *	CB	6-1	170	Fr.	RS	Hollywood, Fla./Chaminade Madonna
84	Nate Cole *	WR	6-1	202	Jr.	2L	Memphis, Tenn./Mitchell	50	Sione Tongamoa *	DT	6-1	287	Jr.	JC N.	Hollywood, Calif./Polytechnic/Merced College
13	Grant Coleman ^	CB	6-0	171	Jr.	2L	Columbus, Ohio/Reynoldsburg	12	Ross Trail	QB	6-3	209	Fr.	HS	Wynne, Ark./Wynne
44	Marquise Copeland	DE	6-3	260	Fr.	HS	Bedford, Ohio/Bedford	5	Mike Tyson	S	6-2	206	Jr.	2L	Norfolk, Va./Lake Taylor/Hargrave Military
71	Korey Cunningham *	OL	6-6	305	So.	1L	Montevallo, Ala./Montevallo	47	Jon Vincent ^ *	LS	6-1	219	So.	SQ	Loveland, Ohio/Loveland
	Josiah Deguara	TE	6-3	221	Fr.	HS	Folsom, Calif./Folsom	19	Shaq Washington *	WR	5-9	179	Sr.	3L	Maple Hts., Ohio/Maple Hts.
81	DJ Dowdy *	TE	6-4	248	Jr.	2L	Akron, Ohio/North	58	Chad West *	OL	6-6	295	Sr.	2L	Perry, Ohio/Perry
17	Matthew Draper	LB	6-0	213	Fr.	HS	South Euclid, Ohio/Brush	23	Hosey Williams *	RB	5-9	202	Sr.	1L	Miami, Fla./Southridge/ASA College
68	Jeff Duncan ^ *	OL	6-5	302	Fr.	RS	Kettering, Ohio/Fairmount	61	Kirk Willis ^ *	LS	6-2	242	Sr.	3L	Granville, Ohio/Granville
4	Zach Edwards	S	6-1	200	Jr.	2L	Middletown, Ohio/Middletown	23	Eric Wilson *	LB	6-2	219	Jr.	1L	Redford, Mich./Thurston/Northwestern
78	Parker Ehinger *	OL	6-7	318	Sr.	3L	Rockford, Mich./Rockford	56	Mark Wilson *	DE	6-3	246	So.	1L	Hampton, Va./Phoebe
89	Jake Elfers ^ *	TE	6-4	229	Fr.	RS	Cincinnati, Ohio/Loveland	21	Davon Witherspoon *	CB	6-3	201	Fr.	RS	Miami, Fla./McArthur
16	Jarred Evans	S	6-1	188	Sr.	SQ	Queens, N.Y./West High/Santa Barbara CC	8	Adrian Witty *	CB	5-10	192	Sr.	3L	Deerfield Beach, Fla./Deerfield Beach
63	Chris Ferguson *	DT	6-5	295	Fr.	RS	Nassau, Bahamas/Lake Nona	95	Bryan Wright	DE	6-3	238	Fr.	HS	New Castle, Del./Jireh Prep
51	Kimoni Fitz *	DE	6-3	243	Fr.	RS	Ringgold, Va./Dan River	10	Luke Wright *	QB	6-4	204	Fr.	RS	Atlanta, Ga./Holy Innocents' Episcopal
16	Andrew Gantz *	K	5-9	170	So.	1L	Dayton, Ohio/Centerville	+ - Double Number; ^ - Walk-On; * - Has utilized redshirt year; # - Injured; % - Not eligible due to NCAA transfer regulations.							
26	Sam Geraci *	P	6-4	222	So.	1L	Cincinnati, Ohio/Moeller								
2	Tyrell Gilbert *	S	6-1	195	Fr.	RS	Cincinnati, Ohio/Princeton								
57	Trevor Ginn ^ *	LB	5-11	213	So.	SQ	Cincinnati, Ohio/Elder								
7	Tion Green *	RB	6-0	230	Jr.	2L	Sanford, Fla./Lake Brantley								
34	Joshua Holloman	RB	5-11	188	Fr.	HS	Auburn Hills, Mich./Avondale								
3	Johnny Holton	WR	6-2	191	Sr.	1L	Miami, Fla./Coconut Grove/College of Dupage								
41	Kevin Hyland ^ *	LB	6-2	236	Sr.	2L	Cincinnati, Ohio/Elder								
20	Carter Jacobs	S	6-1	196	So.	1L	Fort Lauderdale, Fla./American Heritage								
45	Bryce Jenkinson	LB	6-1	235	Fr.	HS	Greenville, Ohio/Greenville								
98	Lyndon Johnson	DE	6-6	277	Jr.	JC	West Point, Miss./West Point/Holmes CC								
20	Tshumbi Johnson *	WR	5-11	183	So.	SQ	Immokalee, Fla./Immokalee								
29	Andre Jones *	S	6-1	210	Jr.	2L	Cincinnati, Ohio/Colerain								
11	Gunner Kiel *	QB	6-4	213	Jr.	1L	Columbus, Ind./East/Notre Dame								
42	Antonio Kinard	LB	6-4	220	Jr.	JC	Youngstown, Ohio/Liberty/Arizona Western								
77	John Kurtz *	OL	6-5	290	Fr.	RS	Louisville, Ky./St. Xavier								
88	Frank Labady	ATH	5-8	159	Fr.	HS	Hialeah, Fla./Champagnat Catholic/Milford Acad.								
73	Ryan Leahy *	OL	6-6	292	Jr.	2L	Cincinnati, Ohio/LaSalle								
1	Kahlil Lewis	WR	6-0	192	Fr.	HS	Hollywood, Fla./Mirimar								
86	Tyler Lyon ^ *	DL	6-4	197	Fr.	RS	Newport, Ky./Newport Catholic								
76	Evan Mallory	OL	6-5	318	Fr.	HS	Brownsburg, Ind./IMG Academy								
69	Chandler Marston ^ *	OL	6-3	322	Fr.	RS	Cincinnati, Ohio/Oak Hills								

+ - Double Number; ^ - Walk-On; \* - Has utilized redshirt year; # - Injured; % - Not eligible due to NCAA transfer regulations.

2015 UNIVERSITY OF CINCINNATI FOOTBALL

PRESEASON DEPTH CHART

OFFENSE				DEFENSE				SPECIAL TEAMS			
<b>LT</b>	78	Parker Ehinger	Sr.	<b>DE</b>	92	Silverberry Mouhon	Sr.	<b>LS</b>	61	Kirk Willis	Sr.
	71	Korey Cunningham	So.		47	Landon Brazile	R-Fr.		47	Jon Vincent	So.
<b>LG</b>	73	Ryan Leahy	Jr.	<b>DT</b>	99	Alex Pace	Jr.	<b>H</b>	26	Sam Geraci	So.
	65	Idarius Ray	Jr.		50	Sione Tongamoa	Jr.		9	Hayden Moore	R-Fr.
<b>C</b>	59	Deyshawn Bond	Jr.	<b>DT</b>	96	Cortez Broughton	R-Fr.	<b>K</b>	16	Andrew Gantz	So.
	66	David Niehaus	So.		94	Chris Burton	So.		34	Josh Pasley	Jr.
<b>RG</b>	51	Delonte Murray	Jr.	<b>DE</b>	56	Mark Wilson	So.	<b>P</b>	26	Sam Geraci	So.
	64	Will Steur	So.		38	Mason Antoun	Sr.		16	Andrew Gantz	So.
<b>RT</b>	74	Justin Murray	Sr.	<b>WLB</b>	23	Eric Wilson	Jr.	<b>KR</b>	15	Chris Moore	Sr.
	58	Chad West	Sr.		41	Kevin Hyland	Sr.		3	Johnny Holton	Sr.
<b>TE</b>	81	DJ Dowdy	Jr.	<b>MLB</b>	6	Clemente Casseus	Sr.	<b>PR</b>	19	Shaq Washington	Sr.
	18	Tyler Cogswell	So.		42	Antonio Kinard	Jr.		88	Frank Labady	Fr.
<b>WR</b>	2	Mekale McKay	Sr.	<b>SLB</b>	9	Leviticus Payne	Sr.	<b>PRO·NUN·SEE·A·SHUNS</b>			
	80	Alex Chisum	Sr.		40	Kevin Brown	Sr.				
<b>WR</b>	25	Max Morrison	Sr.	<b>CB</b>	13	Grant Coleman	Jr.	Hakeem Allonceha-keem ah-lohnce			
	84	Nate Cole	Jr.		7	Aaron Brown	So.				
<b>WR</b>	19	Shaq Washington	Sr.	<b>S</b>	29	Andre Jones	Jr.	Ja'Marez Bowenjuh-mah-rez			
	20	Tshumbi Johnson	So.		30	Chris Murphy	So.				
<b>WR</b>	15	Chris Moore	Sr.	<b>S</b>	4	Zach Edwards	Jr.	Cortez Broughtonbru-h-ton			
	3	Johnny Holton	Sr.		20	Carter Jacobs	So.				
<b>QB</b>	11	Gunner Kiel	Jr.	<b>CB</b>	8	Adrian Witty	Sr.	Clemente Casseuscluh-MEN-tay CASS-ee-us			
	9	Hayden Moore	R-Fr.		32	Linden Stephens	So.				
<b>RB</b>	23	Hosey Williams	Sr.					Kimoni Fitzkuh-mo-nee			
	5	Mike Boone	So.								
-or-	7	Tion Green	Jr.					Tion GreentEE-on			
								Tshumbi JohnsonTA-shum-bee			
								Mekale McMakuh-KALE muh-KAY			
								Kevin & Silverberry MouhonMOO-hon			
								Davon WitherspoonDUH-von			

NUMERICAL ROSTER

1	Kahlil Lewis	WR	+ 20	Carter Jacobs	S	+ 47	Landon Brazile *	DE	73	Ryan Leahy *	OL
+ 2	Tyrell Gilbert *	S	+ 20	Tshumbi Johnson *	WR	+ 47	Jon Vincent ^ *	LS	74	Justin Murray *	OL
+ 2	Mekale McKay	WR	21	Davon Witherspoon *	CB	48	Kevin Mouhon *	LB	75	Reed Armagost	OT
3	Johnny Holton	WR	22	Deionte Buckley ^	TE	+ 50	Ja'Merez Bowen *	OL	76	Evan Mallory	OL
4	Zach Edwards	S	+ 23	Hosey Williams *	RB	+ 50	Sione Tongamoa *	DT	77	John Kurtz *	OL
+ 5	Mike Boone	RB	+ 23	Eric Wilson *	LB	+ 51	Kimoni Fitz *	DE	78	Parker Ehinger *	OL
+ 5	Mike Tyson	S	+ 24	Taylor Boose	RB	+ 51	Delonte Murray	OL	79	Ryan Stout *	OL
6	Clemente Casseus *	LB	+ 24	Malik Clements	S	52	Keith Minor *	DT	80	Alex Chisum *	WR
+ 7	Aaron Brown *	CB	+ 25	Max Morrison *	WR	+ 53	Franklin Brusciannelli ^ *	LB	81	DJ Dowdy *	TE
+ 7	Tion Green *	RB	+ 25	Alex Thomas *	CB	+ 53	Tyler McGarr	OL	82	Braxton Neal	WR
+ 8	Hayden Moore *	QB	+ 26	Bobby Brown ^	RB	54	Luke Callahan *	OL	84	Nate Cole *	WR
+ 8	Adrian Witty *	CB	+ 26	Sam Geraci *	P	55	Caleb Ashworth	DE	85	Brayden Beard ^	WR
9	Leviticus Payne	CB	29	Andre Jones *	S	56	Mark Wilson *	DE	86	Tyler Lyon ^ *	DL
10	Luke Wright *	QB	+ 30	Chad Banschbach ^ *	RB	57	Trevor Ginn ^ *	LB	87	Justin Sawmiller ^ *	WR
11	Gunner Kiel *	QB	+ 30	Chris Murphy *	CB	58	Chad West *	OL	88	Frank Labady	ATH
+ 12	Christian Angulo	CB	32	Linden Stephens	CB	59	Deyshawn Bond *	OL	89	Jake Elfers ^ *	TE
+ 12	Ross Trail	QB	33	Jaylyn Minor	LB	61	Kirk Willis ^ *	LS	90	Hakeem Allonce *	DT
13	Grant Coleman ^	CB	+ 34	Joshua Holloman	RB	63	Chris Ferguson *	DT	92	Silverberry Mouhon *	DL
14	JJ Pinckney *	CB	+ 34	Josh Pasley	K	64	Will Steur ^ *	OL	94	Chris Burton *	DT
15	Chris Moore *	WR	38	Mason Antoun ^ *	LB	65	Idarius Ray	OL	95	Bryan Wright	DE
+ 16	Jarred Evans	S	40	Kevin Brown	LB	66	David Niehaus ^ *	OL	96	Cortez Broughton *	DT
+ 16	Andrew Gantz *	K	41	Kevin Hyland ^ *	LB	68	Jeff Duncan ^ *	OL	97	Norman Oglesby	DT
17	Matthew Draper	LB	42	Antonio Kinard	LB	69	Chandler Marston ^ *	OL	98	Lyndon Johnson	DE
18	Tyler Cogswell *	TE	44	Marquise Copeland	DE	71	Korey Cunningham *	OL	99	Alex Pace *	DT
19	Shaq Washington *	WR	45	Bryce Jenkinson	LB	72	Garrett Campbell ^ *	OL		Josiah Deguara	TE

# 2015 UNIVERSITY OF CINCINNATI FOOTBALL

## OPPONENTS

### ALABAMA A&M

Conference..... Southwestern  
 Stadium ..... Louis Crews Stadium (21,000)  
 Head Coach..... James Spady  
 Alabama A&M Record..... 4-8 (one season)  
 Overall Record..... 4-8 (one season)  
 Starters Returning (Off./Def.)..... 7/9  
 Media Relations Contact..... Oralia Washington  
 E-Mail..... aamusi@yahoo.com  
 Phone..... (256) 372-4550  
 Website..... AAMUSports.com  
 2014 Overall Record..... 4-8  
 2014 Conference Record..... 3-6 (t3rd, East Div)

### TEMPLE

Conference..... American Athletic East  
 Stadium ..... Lincoln Financial Field (68,532)  
 Head Coach..... Matt Rhule  
 Temple Record..... 8-16 (two years)  
 Career Record..... same  
 Starters Returning (Off./Def.)..... 19/5  
 Media Relations Contact..... Rich Burg  
 E-Mail..... rich.burg@temple.edu  
 Phone..... (215) 356-3952  
 Website..... OwlSports.com  
 2014 Overall Record..... 6-6  
 2014 Conference Record..... 4-4 (6th, American)

### MIAMI (OHIO)

Conference..... Mid-American  
 Stadium ..... Fred C. Yager Stadium (24,286)  
 Head Coach..... Chuck Martin  
 Miami (Ohio) Record..... 2-10 (one season)  
 Career Record..... 76-17 (seven seasons)  
 Starters Returning (Off./Def.)..... 4/4  
 Media Relations Contact..... Dave Meyer  
 E-Mail..... meyerd@miamioh.edu  
 Phone..... (513) 529-4329  
 Website..... MURedHawks.com  
 2014 Overall Record..... 2-10  
 2014 Conference Record..... 2-6 (7th, MAC East)

### MEMPHIS

Conference..... American Athletic West  
 Stadium ..... Liberty Bowl Memorial (61,000/FieldTurf)  
 Head Coach..... Justin Fuente  
 Memphis Record..... 17-20 (three years)  
 Career Record..... same  
 Starters Returning (Off./Def.)..... 13/11  
 Media Relations Contact..... Ron Mears  
 E-Mail..... rmears@memphis.edu  
 Phone..... (832) 969-1310  
 Website..... GoTigersGo.com  
 2014 Overall Record..... 10-3  
 2014 Conference Record..... 7-1 (t-1st, American)

### MIAMI (FLA.)

Conference..... Atlantic Coast  
 Stadium ..... Sun Life Stadium (76,916)  
 Head Coach..... Al Golden  
 Miami (Fla.) Record..... 28-22 (four seasons)  
 Career Record..... 55-56 (nine seasons)  
 Starters Returning (Off./Def.)..... 5/5  
 Media Relations Contact..... Tom Symonds  
 E-Mail..... symonds@miami.edu  
 Phone..... (305) 284-3244  
 Website..... HurricaneSports.com  
 2014 Overall Record..... 6-7  
 2014 Conference Record..... 3-5 (6th, ACC Coastal)

### BRIGHAM YOUNG

Conference..... Independent  
 Stadium ..... LaVell Edwards Stadium (63,470)  
 Head Coach..... Bronco Mendenhall  
 Brigham Young Record..... 90-39 (10 seasons)  
 Career Record..... 90-39 (10 seasons)  
 Starters Returning..... 9/7  
 Media Relations Contact..... Brett Pyne  
 E-Mail..... brett\_pyne@byu.edu  
 Phone..... (801) 422-4912  
 Website..... BYUCougars.com  
 2014 Overall Record..... 8-5  
 2014 Conference Record..... N/A

### UConn

Conference..... American Athletic East  
 Stadium ..... Pratt & Whitney Stadium at Rentschler Field (40,000)  
 Head Coach..... Bob Diaco  
 UConn Record..... 2-10 (2nd year)  
 Career Record..... same  
 Starters Returning (Off./Def.)..... 13/11  
 Media Relations Contact..... Mike Enright  
 E-Mail..... mike.enright@uconn.edu  
 Phone..... (860) 208-4756  
 Website..... UConnHuskies.com  
 2014 Overall Record..... 2-10  
 2014 Conference Record..... 1-7 (t-10th, American)

### UCF

Conference..... American Athletic East  
 Stadium ..... Bright House Networks Stadium (45,323)  
 Head Coach..... George O'Leary  
 UCF Record..... 81-60 (11 years)  
 Career Record..... 133-93 (19 years)  
 Starters Returning (Off./Def.)..... 10/14  
 Media Relations Contact..... Brian Ormiston  
 E-Mail..... bormiston@ucf.edu  
 Phone..... (407) 920-1223  
 Website..... UCFathletics.com  
 2014 Overall Record..... 9-4  
 2014 Conference Record..... 7-1 (t-1st, American)

### HOUSTON

Conference..... American Athletic West  
 Stadium ..... TDECU Stadium (40,000)  
 Head Coach..... Tom Herman  
 Houston Record..... first year  
 Career Record..... same  
 Starters Returning (Off./Def.)..... 13/11  
 Media Relations Contact..... David Bassity  
 E-Mail..... dbassity@central.uh.edu  
 Phone..... (405) 274-1455  
 Website..... UHCougars.com  
 2014 Overall Record..... 8-5  
 2014 Conference Record..... 5-3 (3rd, American)

### TULSA

Conference..... American Athletic West  
 Stadium ..... H.A. Chapman Stadium (30,000)  
 Head Coach..... Philip Montgomery  
 Houston Record..... first year  
 Career Record..... same  
 Starters Returning (Off./Def.)..... 17/7  
 Media Relations Contact..... Don Tomkalski  
 E-Mail..... donald-tomkalski@utulsa.edu  
 Phone..... (918) 640-0683  
 Website..... TulsaHurricane.com  
 2014 Overall Record..... 2-10  
 2014 Conference Record..... 2-6 (8th, American)

### USF

Conference..... American Athletic East  
 Stadium ..... Raymond James Stadium (65,857)  
 Head Coach..... Willie Taggart  
 USF Record..... 6-18 (two years)  
 Career Record..... 24-38 (five years)  
 Starters Returning (Off./Def.)..... 12/12  
 Media Relations Contact..... Brian Siegrist  
 E-Mail..... siegrist@usf.edu  
 Phone..... (813) 293-3897  
 Website..... GoUSFBulls.com  
 2014 Overall Record..... 4-8  
 2014 Conference Record..... 3-5 (7th, American)

### EAST CAROLINA

Conference..... American Athletic East  
 Stadium ..... Dowdy-Ficklen Stadium (50,000)  
 Head Coach..... Ruffin McNeill  
 ECU Record..... 37-27 (five years)  
 Career Record..... 38-27 (five years)  
 Starters Returning (Off./Def.)..... 12/12  
 Media Relations Contact..... Tom McClellan  
 E-Mail..... mclellant@ecu.edu  
 Phone..... (252) 414-0990  
 Website..... ECUirates.com  
 2014 Overall Record..... 8-5  
 2014 Conference Record..... 5-3 (4th, American)

# 2015 UNIVERSITY OF CINCINNATI FOOTBALL

## OPPONENT GAME-BY-GAME RECORDS

### ALABAMA A&M

First Meeting

### TEMPLE

Series Record.....	Temple leads 9-6-1
At Cincinnati.....	Cincinnati leads 3-2-1
At Temple.....	Temple leads 7-3-0
At Neutral Sites.....	—
Most UC points.....	38 (UC 38-20, 2013)
Most Temple points.....	42 (TU 42-10, 1984)
Combined points.....	57 (UC 35-22, 2002)
Biggest UC win.....	24 (34-10, 2012)
Biggest Temple win.....	34 (41-7, 2008)
Current streak.....	Cincinnati – 5

### Game-by-Game Breakdown

Year	Site	Score	Winner
1973	Philadelphia	16-15	TU
1974	Cincinnati	22-20	UC
1975	Philadelphia	21-17	TU
1977	Cincinnati	17-17	Tie
1978	Philadelphia	16-13	TU
1979	Philadelphia	35-20	TU
1980	Philadelphia	23-7	TU
1981	Cincinnati	24-13	TU
1982	Philadelphia	41-7	TU
1983	Cincinnati (RS)	31-16	UC
1984	Philadelphia	42-10	TU
1985	Cincinnati (RS)	28-16	TU
2002	Philadelphia	35-22	UC
2003	Cincinnati	30-24 (3OT)	UC
2012	Philadelphia	34-10	UC
2013	Cincinnati	38-20	UC
2014	Philadelphia	14-6	UC

### MIAMI (OH)

Series Record.....	Miami leads 59-53-7
At Cincinnati.....	Miami leads 43-41-5
At Oxford.....	Miami leads 14-10-2
At Neutral Sites.....	Tied, 2-2
Most UC points.....	52 (UC 52-42, 1999; UC 52-14, 2012)
Most Miami points.....	44 (MU 44-16, 2005)
Combined points.....	94 (52-42, 1999)
Biggest UC win.....	46 (46-0, 1904)
Biggest Miami win.....	40 (40-0, 1917)
Current streak.....	Cincinnati – 9

### Game-by-Game Breakdown

Year	Site	Score	Winner
1888	Oxford	0-0	Tie
1889	Cincinnati	34-0	MU
1893	Oxford	24-6	MU
	Cincinnati	6-0	MU
1894	Cincinnati	6-0	UC
1895	Cincinnati	12-0	MU
1896	Cincinnati	6-4	MU
1897	Oxford	6-0	UC
	Neutral	10-6	UC
1898	Oxford	22-0	UC
1899	Neutral	22-0	UC
1900	Cincinnati	16-12	UC
1903	Cincinnati	15-0	MU
1904	Cincinnati	46-0	UC
1906	Cincinnati	0-0	Tie
1909	Cincinnati	10-6	UC
1910	Cincinnati	3-0	UC
1911	Cincinnati	11-0	UC
1912	Cincinnati	21-21	Tie
1913	Cincinnati	13-7	MU
1914	Cincinnati	20-13	MU
1915	Cincinnati	24-12	MU
1916	Cincinnati	33-0	MU
1917	Cincinnati	40-0	MU
1918	Cincinnati	0-0	Tie

1919	Cincinnati	14-0	MU
1920	Cincinnati	7-0	UC
1921	Cincinnati	15-7	MU
1922	Cincinnati	9-6	MU
1923	Cincinnati	23-0	UC
1924	Cincinnati	8-7	UC
1925	Cincinnati	33-0	MU
1926	Cincinnati	6-6	Tie
1927	Cincinnati	17-14	MU
1928	Cincinnati	34-0	MU
1929	Cincinnati	14-6	MU
1930	Cincinnati	6-0	UC
1931	Cincinnati	20-0	UC
1932	Cincinnati	21-13	MU
1933	Cincinnati	6-2	MU
1934	Cincinnati	21-0	UC
1935	Cincinnati	8-7	UC
1936	Cincinnati	0-0	Tie
1937	Cincinnati	14-6	MU
1938	Cincinnati	16-7	MU
1939	Cincinnati	13-0	UC
1940	Cincinnati	44-0	UC
1941	Philadelpia	26-0	UC
1942	Cincinnati	21-12	UC
1945	Cincinnati	28-14	MU
1946	Cincinnati	13-7	UC
1947	Cincinnati	38-7	MU
1948	Cincinnati	43-19	MU
1949	Cincinnati	27-6	UC
1950	Cincinnati	28-0	MU
1951	Cincinnati	19-14	UC
1952	Cincinnati	34-9	UC
1953	Cincinnati	14-0	UC
1954	Cincinnati	21-9	MU
1955	Cincinnati	14-0	MU
1956	Cincinnati	27-13	MU
1957	Cincinnati	20-14	MU
1958	Cincinnati	18-7	UC
1959	Cincinnati	14-7	UC
1960	Cincinnati	10-6	MU
1961	Cincinnati	7-3	MU
1962	Cincinnati	38-16	MU
1963	Cincinnati	21-19	MU
1964	Cincinnati	28-14	UC
1965	Cincinnati	37-7	MU
1966	Cincinnati	28-8	MU
1967	Cincinnati	27-14	MU
1968	Cincinnati	23-21	UC
1969	Cincinnati	36-20	MU
1970	Cincinnati	33-0	UC
1971	Oxford	43-7	MU
1972	Cincinnati	23-0	MU
1973	Oxford	6-0	MU
1974	Cincinnati	27-7	MU
1975	Oxford	21-13	MU
1976	Cincinnati	17-0	UC
1977	Cincinnati	12-7	MU
1978	Oxford	28-24	MU
1979	Oxford	27-14	MU
1980	Cincinnati	23-13	UC
1981	Oxford	7-3	MU
1982	Cincinnati	20-10	UC
1983	Oxford	14-10	MU
1984	Cincinnati	31-26	MU
1985	Oxford	16-10	MU
1986	Cincinnati	45-38	UC
1987	Cincinnati	31-26	UC
1988	Oxford	34-18	UC
1989	Oxford	30-14	UC
1990	Cincinnati	16-12	MU
1991	Cincinnati	22-9	MU
1992	Oxford	17-14	MU
1993	Cincinnati	30-23	UC
1994	Oxford	17-17	Tie

1995	Oxford	23-16	MU
1996	Cincinnati	30-23 (3 OT)	UC
1997	Oxford	34-31 (2 OT)	MU
1998	Cincinnati	41-0	MU
1999	Oxford	52-42	UC
2000	Cincinnati	45-15	UC
2001	Oxford	21-14	MU
2002	Cincinnati	31-26	MU
2003	Oxford	42-37	MU
2004	Cincinnati	45-26	UC
2005	Oxford	44-16	MU
2006	Cincinnati	24-10	UC
2007	Oxford	47-10	UC
2008	Cincinnati	45-20	UC
2009	Oxford	37-13	UC
2010	Cincinnati	45-3	UC
2011	Oxford	27-0	UC
2012	Cincinnati	52-14	UC
2013	Oxford	14-0	UC
2014	Cincinnati	31-24	UC

### MEMPHIS

Series Record.....	Memphis leads 19-13
At Cincinnati.....	Cincinnati leads 8-7
At Memphis.....	Memphis leads 12-5
At Neutral Sites.....	—
Most UC points.....	49 (UC 49-0, 2004)
Most Memphis points.....	52 (UM 52-6, 1969)
Combined points.....	66 (UM 45-21, 1971)
Biggest UC win.....	39 (49-10, 2004)
Biggest Memphis win.....	40 (47-7, 1984)
Current streak.....	Memphis – 1

### Game-by-Game Breakdown

Year	Site	Score	Winner
1966	Memphis	26-14	UM
1967	Memphis	17-0	UM
1969	Cincinnati	52-6	UM
1970	Memphis	14-10	UM
1971	Cincinnati	45-21	UM
1972	Memphis	29-24	UM
1973	Cincinnati	17-13	UM
1974	Memphis	13-7	UM
1975	Cincinnati	13-3	UC
1978	Memphis	34-14	UC
1979	Memphis	23-17	UM
1980	Cincinnati	14-10	UC
1981	Cincinnati	38-7	UC
1982	Memphis	16-7	UC
1983	Cincinnati	43-10	UM
1984	Memphis	47-7	UM
1989	Cincinnati	34-17	UM
1992	Memphis	34-14	UM
1993	Cincinnati	23-20	UC
1994	Memphis	26-3	UM
1995	Cincinnati	28-3	UC
1996	Memphis	18-16	UM
1997	Cincinnati	20-17	UC
1998	Memphis	41-23	UM
1999	Cincinnati	21-13	UM
2000	Memphis	13-10 (OT)	UC
2001	Memphis	36-34	UC
2002	Cincinnati	48-10	UC
2003	Memphis	21-16	UM
2004	Cincinnati	49-10	UC
2013	Memphis	34-21	UC
2014	Cincinnati	41-14	UM

### MIAMI (FLA.)

Series Record.....	Miami leads 11-1
At Cincinnati.....	Miami leads 5-1
At Miami.....	Miami leads 6-0
At Neutral Sites.....	—
Most UC points.....	34 (55-34, 2014)

2015 UNIVERSITY OF CINCINNATI FOOTBALL

OPPONENT GAME-BY-GAME RECORDS

Most UM Points .....	67 (57-3, 1988)
Combined Points.....	89 (UM 55-34, 2014)
Biggest UC Win.....	13 (20-7, 1947)
Biggest UM Win.....	56 (56-0, 1989)
Current Streak .....	Miami – 10

Game by Game Breakdown

Year	Site	Score	Winner
1947	Cincinnati	20-7	Cincinnati
1948	Miami	36-6	Miami
1982	Miami	19-13	Miami
1983	Cincinnati	17-7	(8) Miami
1984	Cincinnati	49-25	(10) Miami
1985	Miami	38-0	Miami
1986	Cincinnati	45-15	(1) Miami
1987	Cincinnati	48-10	(3) Miami
1988	Miami	57-3	(3) Miami
1989	Miami	56-0	(2) Miami
1998	Cincinnati	38-12	Miami
2014	Miami	55-34	Miami

BYU

First Meeting

UConn

Series Record .....	Cincinnati leads 9-2
At Cincinnati.....	Cincinnati leads 6-0
At Connecticut .....	Cincinnati leads 3-2
At Neutral Sites.....	—
Most UC points.....	47 (UC 47-45, 2009)
Most UConn points .....	45 (UC 47-45, 2009)
Combined points.....	92 (UC 47-45, 2009)
Biggest UC win .....	41 (41-0, 2014)
Biggest UConn win .....	24 (40-16, 2008)
Current streak.....	Cincinnati – 3

Game-by-Game Breakdown

Year	Site	Score	Winner
2001	Cincinnati	45-28	UC
2005	Cincinnati	28-17	UC
2006	E. Hartford	26-23	UC
2007	Cincinnati	27-3	UC
2008	E. Hartford	40-16	UConn
2009	Cincinnati	47-45	UC
2010	E. Hartford	38-17	UConn
2011	Cincinnati	35-27	UC
2012	E. Hartford	34-17	UC
2013	Cincinnati	41-16	UC
2014	E. Hartford	41-0	UC

UCF

First Meeting

HOUSTON

Series Record .....	Houston leads 13-9
At Cincinnati.....	UC leads 6-4
At Houston .....	Houston leads 9-3
At Neutral Sites.....	—
Most UC points.....	48 (UC 48-31, 2000)
Most Houston points.....	71 (UH 71-33, 1968)
Combined points.....	104 (UH 71-33, 1968)
Biggest UC win .....	33 (47-14, 2002)
Biggest Houston win.....	49 (49-0, 1972)
Current streak.....	Cincinnati – 5

Game-by-Game Breakdown

Year	Site	Score	Winner
1957	Cincinnati	7-0	UH
1958	Cincinnati	34-13	UH
1959	Houston *	13-12	UH
1960	Houston *	14-0	UH
1961	Cincinnati	13-7	UH
1962	Houston *	42-14	UH
1964	Houston *	20-6	UC

1965	Houston	21-6	UH
1968	Houston	71-33	UH
1971	Cincinnati	12-3	UH
1972	Houston	49-0	UH
1974	Houston	27-6	UH
1975	Cincinnati	28-23	UC
1993	Houston	41-17	UC
1996	Cincinnati	31-20	UC
1997	Houston	41-38 (OT)	UH
1998	Cincinnati	44-43	UC
1999	Houston	23-20	UH
2000	Cincinnati	48-31	UC
2001	Houston	29-28	UC
2002	Cincinnati	47-14	UC
2013	Houston ^	24-17	UC
2014	Cincinnati	38-30	UC

\*-Rice Stadium; ^ - BBVA Compass Stadium;

TULSA

Series Record .....	Tulsa leads 16-13-2
At Cincinnati.....	Cincinnati leads 10-4
At Tulsa .....	Tulsa leads 9-6-2
At Neutral Sites.....	—
Most UC points .....	47 (UC 47-35, 1951)
Most TU points.....	49 (TU 49-6, 1965)
Combined points.....	82 (UC 47-35, 1951)
Biggest UC win .....	33 (40-7, 1954)
Biggest TU win .....	43 (49-6, 1965)
Current streak.....	Cincinnati - 3

Game-by-Game Breakdown

Year	Site	Score	Winner
1946	Tulsa	20-0	TU
1951	Cincinnati	47-35	UC
1952	Tulsa	14-14	Tied
1953	Tulsa	14-7	UC
1954	Cincinnati	40-7	UC
1955	Tulsa	21-21	Tied
1956	Cincinnati	7-6	UC
1957	Tulsa	12-7	TU
1958	Cincinnati	15-6	UC
1959	Tulsa	14-7	TU
1960	Cincinnati	34-3	TU
1961	Tulsa	19-0	TU
1962	Cincinnati	24-18	UC
1963	Tulsa	21-15	UC
1964	Cincinnati	28-23	UC
1965	Tulsa	49-6	TU
1966	Cincinnati	13-0	TU
1967	Tulsa	35-6	TU
1968	Cincinnati	34-27	TU
1969	Tulsa	40-24	TU
1970	Tulsa	7-3	TU
1973	Tulsa	16-13	TU
1975	Tulsa	24-16	TU
1976	Cincinnati	16-7	UC
1977	Cincinnati	28-0	UC
1978	Cincinnati	27-26	TU
1980	Tulsa	31-13	TU
1993	Tulsa	22-15	TU
1994	Cincinnati	28-13	UC
1995	Tulsa	24-5	UC
1997	Cincinnati	34-24	UC

USF

Series Record .....	Cincinnati leads 7-4
At Cincinnati.....	Cincinnati leads 5-1
At USF .....	Tied 3-3
At Neutral Sites.....	—
Most UC points .....	45 (UC 45-23, 2004)
Most USF points.....	38 (USF 38-30, 2010)
Combined points.....	71 (UC 38-33, 2007/UC 37-34, 2011)
Biggest UC win .....	22 (45-23, 2004)

Biggest USF win .....	15 (31-16, 2005)
Current streak.....	UC - 1

Game-by-Game Breakdown

Year	Site	Score	Winner
2003	Tampa	(2 OT) 24-17	USF
2004	Cincinnati	45-23	UC
2005	Tampa	31-16	USF
2006	Cincinnati	23-6	UC
2007	Tampa	38-33	UC
2008	Cincinnati	24-10	UC
2009	Tampa	34-17	UC
2010	Cincinnati	38-30	USF
2011	Tampa	37-34	UC
2012	Cincinnati	27-10	UC
2013	Tampa	26-20	USF
2014	Cincinnati	34-17	UC

EAST CAROLINA

Series Record .....	East Carolina leads 12-6
At Cincinnati.....	East Carolina leads 5-4
At Greenville .....	East Carolina leads 7-2
At Neutral Sites.....	—
Most UC points.....	54 (UC 54-46, 2014)
Most ECU points.....	56 (twice, 1987 & 1990)
Combined points.....	100 (UC 54-46, 2014)
Biggest UC win .....	37 (40-3, 2003)
Biggest ECU win .....	35 (49-14, 1988)
Current streak.....	Cincinnati – 4

Game-by-Game Breakdown

Year	Site	Score	Winner
1986	Greenville	32-19	ECU
1987	Greenville	56-28	ECU
1988	Cincinnati	49-14	ECU
1989	Cincinnati	21-14	ECU
1990	Greenville	56-32	ECU
1991	Cincinnati	30-19	ECU
1992	Greenville	42-21	ECU
1993	Cincinnati	34-14	UC
1994	Greenville	35-21	ECU
1995	Cincinnati	13-10	UC
1997	Greenville	14-7	ECU
1998	Cincinnati	24-21	ECU
1999	Greenville	48-34	ECU
2001	Cincinnati	28-26	ECU
2002	Greenville	42-26	UC
2003	Cincinnati	40-3	UC
2004	Greenville	24-19	UC
2014	Cincinnati	54-46	UC



2015 CINCINNATI FOOTBALL



**PLAYER PROFILES**

## RETURNING PLAYER PROFILES

90

## HAKEEM ALLONCE

DT • 6-4 • 309 • JR. • JC • BROOKLYN, N.Y./ELEANOR ROOSEVELT/PIERCE CC

2014: Redshirted.

**PRIOR TO UC:** Rated a three-star recruit by ESPN.com, Rivals.com, Scout.com and 247sports.com ... 247Sports gives him a composite ranking as the No. 16 junior college defensive tackle ... joins UC after two years at Pierce College in Los Angeles, Calif., the same school that produced Bearcats Damon Julian, Elijah Shuler and Howard Wilder ... played in nine games tallying 20 tackles, four sacks and six tackles for loss this past season ... made 14 stops and had one sack during his freshman year ... did not play football until his first season at Pierce College ... was a basketball player in high school ... attended the same high school as current UC CB Howard Wilder ... coached by Efrain Martinez.

38

## MASON ANTOUN

DE • 6-1 • 232 • SR. • 1L • CINCINNATI, OHIO/READING

**2014:** Walk-on appeared in nine game, mainly on special teams ... made the move to rush end during the spring of 2015 ... earned his bachelor's degree in accounting in May 2015.

**2013:** Appeared in three games.

**2012:** Did not see any game action.

Defense	G	Solo	Asst.	Total	Sacks/Yds	TFL/Yards	FF	FR	P Def	Int/Yds
2013	9	3	2	5	--	--	--	--	--	--
2014	3	--	--	--	--	--	--	--	--	--
<b>TOTAL</b>	<b>12</b>	<b>3</b>	<b>2</b>	<b>5</b>	<b>--</b>	<b>--</b>	<b>--</b>	<b>--</b>	<b>--</b>	<b>--</b>

30

## CHAD BANSCHBACH

RB • 5-9 • 200 • SO. • 1L • LAWRENCEBURG, IND./LAWRENCEBURG

**2014:** Walk-on running back appeared in seven games, mostly on special teams ... tallied game action on offense and rushed for 81 yards on 17 carries ... missed five games due to an injury.

59

## DEYSHAWN BOND

OL • 6-1 • 291 • JR. • 2L • INDIANAPOLIS, IND./WARREN CENTRAL

**2015:** Named to the Rimington Trophy Watch List for the second-straight season.

**2014:** Part of an offensive line unit which tallied the second highest yardage total (5,982) in school history in 2014 ... Bearcats ranked in the top five in the American Athletic Conference in scoring offense (2/35.4), passing offense (2/300.2), rushing offense (4/157.6) and total offense (2/457.8) ... UC surrendered only 16 sacks, second in the league.

**2013:** Second-Team Freshman All-America selection by CollegeFootballNews.com ... part of an offensive line unit that allowed only 12 sacks during the regular season, leading the American and tied for 11th best in the NCAA FBS ... Bearcats averaged 4.2 yards per carry and 168.5 yards per game on the ground, leading the American Athletic Conference ... UC also led the league in total offense, averaging 482.3 yards per game ... the Bearcats are on pace to be the most prolific offense in school history, totaling 5,788 yards and needing 30 yards of total offense in the Belk Bowl to surpass the previous record mark of 5,817 yards, set in 2009.

**PRIOR TO UC:** Rated as a three-star recruit by Scout.com and 247sports.com ... graded as a two-star recruit by Rivals.com ... ranked as the No. 112 offensive guard in the class of 2012 and the No. 31 prospect in the state of Indiana in the 2012 class by ESPN ... rated as the No. 84 offensive guard in the class of 2012 by Scout.com ... graded as the No.

62 offensive guard in the 2012 class and the No. 24 prospect in the state of Indiana in the class of 2012 by 247sports.com ... earned First-Team Associated Press Indiana Class 5A honors as a senior at Warren Central High School ... named to the 2011 All-Marion County football team ... one of five Warren Central football prospects to sign with UC in 2012 .... Chose UC over offers from Ball State, Bowling Green and Temple, among others ... coached by John Hart.

5

## MIKE BOONE

RB • 5-10 • 201 • SO. • 1L • MACLENNY, FLA./BAKER COUNTY

**2014:** True freshman back was originally scheduled to redshirt in 2014 ... led the team in rushing with 650 yards and nine TDs in nine games ... averaged 6.4 yards per carry and had only five lost yards ... scored in seven-straight games (at SMU to vs. Houston) ... made his UC debut at Miami (Fla.) due to injuries to Tion Green and Hosey Williams ... had a career-best three receptions for 18 yards against the Hurricanes ... also toted the ball three times for 14 yards ... rushed five times for 18 yards and his first career score at SMU ... finished with a career-best 212 yards and a TD on 19 carries against USF ... first UC back to rush for 200 yards since Isaiah Pead did it against Rutgers in 2010 ... carried 15 times for 113 yards and a score at Tulane ... toted nine times for 45 yards and a TD against East Carolina ... scored a TD out of the Wild Bearcat package at UConn ... finished with 52 yards on nine carries and had a tackle on special teams ... tallied 62 yards on 14 carries and scampered for a 1-yard TD off a direct snap at Temple ... rushed 17 times for 85 yards and scored three times against Houston ... had TD runs of 5, 1 and 6 yards against the Cougars.

**PRIOR TO UC:** Played for coach Ryan Sulkowski at Baker County High School ... Helped Baker County to a 7-3 record as a senior, catching 57 passes for 1,068 yards and 18 touchdowns ... Had a school record 211 receiving yards in a game in 2013 ... Rated a two-star wide receiver by Rivals, Scout and 247 Sports, but expected to play running back at UC ... Chose the Bearcats over Florida International and Idaho, among others.

Rushing	G	Att	Yards	Yds/Att	Long	TD	Yds/G
2014	9	101	650	6.4	63	9	72.2
<b>TOTAL</b>	<b>9</b>	<b>101</b>	<b>650</b>	<b>6.4</b>	<b>63</b>	<b>9</b>	<b>72.2</b>

50

## JA'MEREZ BOWEN

OL • 6-4 • 319 • FR. • RS • CLEVELAND, OHIO/SHAKER HEIGHTS

**2014:** Redshirted.

**PRIOR TO UC:** A three-star recruit by ESPN.com, Rivals.com, Scout.com and 247sports.com ... ranked the No. 51 offensive tackle in the class of 2014 and No. 46 in the class of 2014 in the state of Ohio by Rivals.com ... rated the No. 108 offensive tackle in the class of 2014 and No. 80 in the state of Ohio by 247sports.com ... ranked No. 91 offensive tackle in the 2014 class by Scout.com ... rated No. 93 offensive tackle in the class of 2014 and No. 94 in the state of Ohio by ESPN ... garnered 24 total tackles and two and a half sacks during the 2013 season ... coached by Jarvis Gibson ... committed to UC over offers from Georgia Tech, Illinois, Indiana, Kentucky and Louisville.

47

## LANDON BRAZILE

DT • 6-5 • 238 • FR. • RS • DAYTON, OHIO/THURGOOD MARSHALL

2014: Redshirted.

**PRIOR TO UC:** Product of Dayton's Thurgood Marshall High School, where he played for coach Earl White ... Helped team to second round of OHSA Division III Playoffs ... Rated a three-star prospect as an athlete by Scout, Rivals and 247 Sports, but projected to play defensive end at UC ... Listed as the nation's No. 49 prospect at defensive end by Scout ... Ranked the No. 69 overall prospect in Ohio by 247 ... Committed to UC before ever playing a down of HS football ... only took the field as a senior ... was a standout basketball player ... Chose Cincinnati over Arkansas, Purdue, Indiana and Ohio, among others ... Will become team's fifth player from Dayton.

96

## CORTEZ BROUGHTON

DT • 6-2 • 297 • FR. • RS • WARNER ROBINS, GA./VETERANS

**2014:** Appeared in two games before suffering a season-ending injury ... received a medical redshirt.

**PRIOR TO UC:** Tabbed as a two-star recruit by 247Sports.com, Rivals.com and Scout.com ... two-way player who saw time on the defensive and offensive line ... tabbed as the SportsMic.com All-County Defensive Player of the Year in 2013 ... tallied 58 total tackles as a senior, including 35 solo stops and 11 tackles for a loss ... also had an interception, sack and pass defended ... son of Barbara and Luther Broughton ... has two brothers, Malik and Khalil ... Malik is a wide receiver at Albany State ... part of the group that started the first high school team at Veterans ... played in the 2009 Little League World Series in Williamsport, Pa. for the Warner Robins All-Stars ... coached by David Bruce ... chose Cincinnati over Middle Tennessee, East Carolina, NC State and others.

7

## AARON BROWN

CB • 5-11 • 171 • SO. • 1L • MIAMI, FLA./NORTHWESTERN

**2014:** Played in 12 games mainly on special teams ... recorded 12 total tackles and had one interception ... intercepted a pass against UConn (11/22) and returned it 90 yards.

**PRIOR TO UC:** A three-star choice by 247Sports.com and a two-star pick by Rivals.com and Scout.com ... an under-the-radar recruit ... helped his team advance to the Region 4-6A Semifinals ... named Second-Team All-Dade 8A-6A at defensive back as a senior ... finished with 60 tackles, making 23 solo stops and 37 assists ... also snagged a pair of interceptions ... tallied a season-best eight tackles twice and had seven or more stops on four occasions ... coached by Stephen Field.

Defense	G	Solo	Asst.	Total	Sacks/Yds	TFL/Yards	FF	FR	P Def	Int/Yds
2014	12	6	6	12	--	--	--	--	--	1 / 0
<b>TOTAL</b>	<b>12</b>	<b>6</b>	<b>6</b>	<b>12</b>	<b>--</b>	<b>--</b>	<b>--</b>	<b>--</b>	<b>--</b>	<b>1 / 0</b>

26

## BOBBY BROWN

RB • 6-0 • 205 • SO. • 1L • CINCINNATI, OHIO/LAKOTA EAST

**2014:** Appeared in six games and tallied 80 yards on 11 carries.

**PRIOR TO UC:** A two-star prospect from Scout.com ... First-Team All-Greater Miami Conference honoree as a senior ... honorable mention selection to the 2013 Associated Press Southwest All-District high school football team ... ranked as one of the top-200 players in Ohio entering the 2013 season by JjHuddle.com ... toted the ball 87 times for 752 yards and five TDs ... averaged 8.6 yards per carry and 75.2 yards per game ... also added six receptions for 75 yards and a TD ... had four 100-plus yard rushing games with a season-best 170 yards on 11 carries and two TDs against Northmont ... also had 120 yards against Lakota West, 109 at Sycamore and 105 against Hamilton ... in 2012, had 56 carries for 357 yards and a pair of TDs ... averaged 6.4 yards per attempt ... hauled in 13 receptions for 292 yards and three TDs ... averaged 20.1 yards per return on 11 kickoff

returns ... had 15 carries for 130 yards in 2011 ... also had a reception for 12 yards ... coached by Rick Haynes.

Rushing	G	Att	Yards	Yds/Att	Long	TD	Yds/G
2014	6	11	80	7.3	30	0	13.3
<b>TOTAL</b>	<b>6</b>	<b>11</b>	<b>80</b>	<b>7.3</b>	<b>30</b>	<b>0</b>	<b>13.3</b>

40

## KEVIN BROWN

LB • 6-1 • 226 • SR. • 3L • INDIANAPOLIS, IND./LAWRENCE CENTRAL

**2014:** Set a career high with 13 tackles against Memphis, the first double-digit tackle game of his career ... saw extensive time at SLB after starter Leviticus Payne suffered a first-quarter injury ... finished with a pair of tackles at Ohio State ... had a single tackle against Miami OH ... opened the season with a pair of stops versus Toledo ... had five stops on the road at Miami (Fla.).

**2013:** Moved to linebacker early in the campaign ... recorded a tackle in the season-opening win versus Purdue (08/31)...had a tackle in the victory against Northwestern State (09/14)...posted a tackle in the Homecoming win over UConn (10/19)...accumulated a career high four tackles in the rout of Rutgers (11/16)...had two tackles in the win at Houston (11/23)...garnered a tackle in the overtime loss to Louisville (12/5).

**2012:** Matched career highs with three total stops and two solo tackles vs. South Florida (11/23) ... recorded one solo tackle and broke-up a pass against Temple (11/10) ... totaled two tackles and broke up a pass against Fordham (10/12) ... made one solo stop in collegiate debut against Delaware State (09/14).

**PRIOR TO UC:** Enrolled in school in January of 2012 and will play during the spring ... three-star recruit by 247Sports.com and Scout.com, a two-star recruit by Rivals.com ... netted 88 tackles, including 62 solo stops as a senior, along with a forced fumble and interception ... named Associated Press First-Team Class 5A All-State at defensive back ... also a First-Team All-Conference Indiana and First-Team All-Marion County selection ... earned a spot on the Indiana Football Coaches Association Top-50 All-State Team ... the Bears were Conference Indiana, IHSAA Sectional and Regional Champions in 2011, earning a berth in the Class 5A State Championship Game ... tallied 65 tackles and four forced fumbles as a junior ... took part in the Purdue Research Park Entrepreneurship Academy as a junior ... also participated track & field ... chose UC over Indiana and Western Kentucky ... coached by Jayson West.

Defense	G	Solo	Asst.	Total	Sacks/Yds	TFL/Yards	FF	FR	P Def	Int/Yds
2012	9	7	3	10	--	--	--	--	2	--
2013	12	3	7	10	--	--	--	--	--	--
2014	13	13	17	30	1 / 10	2 / 11	--	--	5	--
<b>TOTAL</b>	<b>34</b>	<b>23</b>	<b>27</b>	<b>50</b>	<b>1 / 10</b>	<b>2 / 11</b>	<b>--</b>	<b>--</b>	<b>7</b>	<b>--</b>

## RETURNING PLAYER PROFILES

53

## FRANKLIN BRUSCIANELLI

LB • 6-0 • 234 • JR. • SQ • WOODRIDGE, ILL./MONTINI CATHOLIC

**2014:** Did not see game action.**2013:** Did not see action.**2012:** Redshirted.

**PRIOR TO UC:** Starter at linebacker on three-straight state-championship winning teams ... Coaches Association Class 5A All-State pick and Suburban Christian Conference Defensive Player of the Year ... set the Broncos single-season tackles record in 2011 with 195 stops ... earned Academic All-Conference, All Conference, All-State, and All-Area honors ... holds Montini's career tackles record with 360 ... had a game-high 20 tackles, two tackles for loss and one forced fumble in Montini's 70-45 win in the IHSA Class 5A Football State Championship game ... team captain ... had 110 tackles, nine tackles for a loss, nine solo stops and an interception as a junior in 2010 ... also played rugby, wrestled and competed in track & field ... earned high honor student accolades for six quarters ... an Academic All-Conference selection in 2009 and 2011 ... a student ambassador for the school and on the student government board ... coached by Chris Andriano ... son of Beth and Jack Brusciannelli ... father Jack was a two-year letterwinner for UC (1988-89), serving as a team captain in 1989 ... he led the team in tackles in both 1988 and 89 and was named the 1988 Independent Bowl Alliance Defensive Player of the Year.

22

## DEIONTE BUCKLEY

TE • 5-9 • 208 • JR. • TR • INDIANAPOLIS, IND./WARREN CENTRAL/INDIANA STATE

Returns to UC after spending the 2014 campaign at Indiana State ... did not see any game action for the Sycamores ... currently a walk-on at UC ... will sit out the 2015 season due to NCAA transfer regulations.

**2013 (CINCINNATI):** Redshirted.

**2012 (CINCINNATI):** Recorded second solo tackle on the opening kickoff vs. Syracuse (11/03), resulting in a fumble ... had two tackles at Louisville (10/26) ... first saw action vs. Miami (OH) (10/06) ... earned 32 yards on four carries.

**PRIOR TO UC:** A three-star recruit by 247Sports.com, ESPN.com, Rivals.com and Scout.com ... Rivals.com ranks him as the No. 5 player in Indiana and the No. 31 running back nationally ... an Associated Press First-Team Class 5A All-State selection at running back and a First-Team All-Marion County selection ... earned a spot on the Indiana Football Coaches Association Top-50 All-State Team ... carried the ball 214 times for 1,610 yards, a 7.5 yards per carry average and 27 touchdowns ... rushed for a season-high 235 yards on 18 carries and three touchdowns against Center Grove (Oct. 14) ... had nine games rushing for 100 or more yards and six games of 150-yards rushing or more ... tallied five touchdowns, rushing for 194 yards in a first round playoff game against Arsenal Tech (Oct. 28) ... Warriors were 11-1 in 2011, winning the Metropolitan Interscholastic Conference and earning a No. 7 National ranking ... teammates Jonathan Burt and Josh Posley are also members of the signing class ... son of Pam and John Buckley ... born Aug. 1, 1993 in Indianapolis, Ind. ... has five siblings ... intends to major in criminal justice ... coached by John Hart.

94

## CHRIS BURTON

DT • 6-2 • 290 • SO. • 1L • DANVILLE, VA./GEORGE WASHINGTON

**2014:** Played in all 13 games on special teams and as a reserve defensive tackle ... accumulated seven tackles, including one sack.

**2013:** Redshirted.

**PRIOR TO UC:** A three-star recruit by ESPN.com, Rivals.com, Scout.com and 247Sports.com ... rated as the No. 30 prospect in Virginia and the nation's No. 32 tight end ... also a First-Team All-Western Valley District choice on defense ... was the team's leading receiver as a senior, hauling in 15 passes for 364 yards and four touchdowns along with a six-yard rush, helping George Washington to an 8-3 record and a playoff berth ... caught 16 passes for 315 yards and a pair of TDs as a junior after hauling in nine passes for 98 yards and two scores as a sophomore ... reportedly runs the 40-yard dash in 4.75 seconds and was named MVP at his position at the NUC Five-Star Showcase held in Robbinsville, N.J., in April, 2012 ... coached by Dan Newell ... chose UC over NC State, Texas Tech and Vanderbilt.

Defense	G	Solo	Asst.	Total	Sacks/Yds	TFL/Yards	FF	FR	P Def	Int/Yds
2014	13	5	2	7	1 / 7	1 / 7	--	--	--	--
<b>TOTAL</b>	<b>13</b>	<b>5</b>	<b>2</b>	<b>7</b>	<b>1 / 7</b>	<b>1 / 7</b>	<b>--</b>	<b>--</b>	<b>--</b>	<b>--</b>

54

## LUKE CALLAHAN

OL • 6-5 • 289 • FR. • RS • POWELL, OHIO/OLENTANGY LIBERTY

**2014:** Redshirted.

**PRIOR TO UC:** Competed at Olentangy Liberty High School, where he played for coach Steve Hale ... rated a three-star offensive lineman by Rivals, Scout and 247 Sports ... listed as a top-70 offensive guard by both Rivals and 247, as well as one of the top 80 prospects in Ohio by both services ... picked UC over Akron, Ball State and Buffalo, among others.

6

## CLEMENTE CASSEUS

LB • 6-1 • 232 • SR. • 2L • MIAMI, FLA./EVERGLADES

**2014:** Played in four games with one start before suffering an injury ... had two tackles including half a sack in the season opener against Toledo (9/12) ... recorded six tackles and had one pass break-up in the loss to Ohio State (9/27) ... posted two tackles against Memphis (10/4) ... grabbed four tackles in the loss to Miami (Fla.) (10/11) ... suffered a season-ending injury against the Hurricanes ... received a medical redshirt ... earned his bachelor's degree in communication in May 2015.

**2013:** Tallied five tackles in the season-opening win over Purdue (08/31)...had a tackle in the road loss to Illinois (09/07)...accumulated seven tackles in the home victory against Northwestern State (09/14)...posted a tackle in the home win versus Temple (10/11)...had three tackles in the Homecoming triumph over UConn (10/19)...garnered a tackle in the win against SMU (11/09)...tallied three tackles in the rout of Rutgers (11/16)...had four tackles in the overtime loss to Louisville (12/05).

**2012:** Had a season-high four total tackles vs. Rutgers (11/17), including two solo stops ... recorded three total tackles against Temple (11/10) ... totaled three tackles against Fordham (10/12) ...credited with one tackle vs. Miami (OH) (10/06) and Delaware State (09/14).

**2011:** Made appearances in two games as a linebacker ... earned eight total tackles ... recorded three solo tackles in Bearcats debut against Austin Peay ... resulted in a loss of one yard ... totaled five tackles against Akron for a net loss of one yard.

Defense	G	Solo	Asst.	Total	Sacks/Yds	TFL/Yards	FF	FR	P Def	Int/Yds
2011	2	5	3	8	--	2 / 2	--	--	--	--
2012	11	5	7	12	--	--	--	--	--	--
2013	13	10	16	26	--	1 / 2	--	--	--	--
2014	4	7	7	14	0.5 / 5	1.5 / 6	--	--	1	--
<b>TOTAL</b>	<b>30</b>	<b>27</b>	<b>33</b>	<b>60</b>	<b>0.5 / 5</b>	<b>4.5 / 10</b>	<b>--</b>	<b>--</b>	<b>1</b>	<b>--</b>

80

## ALEX CHISUM

WR • 6-3 • 200 • SR. • 3L • FAYETTEVILLE, GA./SANDY CREEK

**2014:** Had 22 receptions for 242 yards and two TDs in 13 games played ... opened the year with three catches for 39 yards and a score against Toledo ... also had three receptions against Memphis and at Ohio State ... caught a pair of balls at SMU and at Tulane ... closed out the regular season with three catches for 40 yards and a 8-yard TD reception against Houston.

**2013:** Served a redshirt season.

**2012:** Had one reception for 29 yards against Temple (11/10) ... made two catches for 35 yards, including a 22-yard reception at Toledo (10/20) ... had two catches for a total of 45 yards, recording one catch for 25 yards against Fordham (10/12) ... opened the season vs. Pittsburgh (09/06) with one catch for seven yards.

**2011:** Played in all 13 contests as a wide receiver ... averaged 15.9 yards per catch and 23.2 all purpose yards per game as a true freshman ... caught first collegiate pass for 25 yards against Austin Peay ... made one catch against Akron for eight yards ... had two grabs against NC State for 30 yards ... included a 22 yard pass ... made a season-high four catches against Louisville ... gained a total of 40 yards ... scored first career touchdown at USF ... earned career-long reception for 30 yards ... totaled season-high 73 yards off of three catches ... caught one pass for 14 yards at Pittsburgh ... recorded 13 yard long pass against West Virginia ... made three catches for 57 yards, including 22 yard long pass at Rutgers ... caught an eight yard long pass at Syracuse ... scored one touchdown off of a 22 yard pass against Connecticut ... finished the season with a 12 yard reception against Vanderbilt.

**PRIOR TO UC:** A three-star recruit from ESPN.com, Rivals.com, Scout.com, and 247Sports.com ... Rivals.com ranks Chisum as the No. 81 wideout overall and the No. 49 player in the State of Georgia ... ESPN.com ranks him as the No. 99 receiver in the country ... Scout.com ranks him as the No. 122 receiver overall ... helped lead the Patriots to a 15-0 season and a GHSA 4-AAA State Championship ... caught 69 passes for 1,426 yards and 11 touchdowns, breaking three of former Sandy Creek standout Calvin Johnson's school records ... was named the Georgia Coaches AAA State Offensive Player of the Year and a AAA First-Team All-State honoree ... earned a spot on the 2010 U.S. Air Force Medium Schools All-American Team ... named the 2010 Montlick & Associates Athlete of the Year ... team also won the 4-AAAA State Championship in 2009 and won three-straight Regiona Titles (2008-10) ... coached by Chip Walker. ... son of Patrice and Boston Chisum ... also recruited by Kentucky, Louisville, and Mississippi State.

Receiving	G	Rec	Yards	Yds/Rec	Long	TD	Yds/G
2011	13	19	302	15.9	30	2	23.2
2012	12	9	140	15.6	29	0	11.7
2013	0	0	0	--	0	0	--
2014	13	22	242	11.0	23	2	18.6
<b>TOTAL</b>	<b>38</b>	<b>50</b>	<b>684</b>	<b>13.7</b>	<b>30</b>	<b>4</b>	<b>18.0</b>

18

## TYLER COGSWELL

TE • 6-5 • 254 • SO. • SQ • CORAL SPRINGS, FLA./AMERICAN HERITAGE

**2014:** Played in seven games, mainly on special teams ... tallied his first career reception, a three-yard catch at Tulane.

**2013:** Redshirted.

**PRIOR TO UC:** A consensus three-star choice by ESPN.com, Rivals.com, Scout.com and 247Sports.com ... a quarterback as a prep who will transition to tight end ... rated among the Top-100 players in Florida and the Top-30 pocket passers in the country ... ranked 18 in the Sun Sentinel's Top 50 Broward County players ... an Honorable Mention

Class 5A All-State selection ... finished 81-of-161 for 1,824 yards and 23 TDs as a senior ... had a 23-3 touchdown to interception ratio ... as a junior, Cogswell threw 1,833 yards along with 23 TDs and posted a 23-10 touchdown-interception ratio ... coached by Jeff Dellenbach ... originally committed to Arkansas as a quarterback ... chose UC over Nebraska, Hawai'i and Western Kentucky.

Receiving	G	Rec	Yards	Yds/Rec	Long	TD	Yds/G
2014	7	1	3	3.0	3	0	0.4
<b>TOTAL</b>	<b>7</b>	<b>1</b>	<b>3</b>	<b>3.0</b>	<b>3</b>	<b>0</b>	<b>0.4</b>

84

## NATE COLE

WR • 6-1 • 202 • JR. • 2L • MEMPHIS, TENN./MITCHELL

**2014:** Opened the season with a single reception for a TD vs. Toledo ... had a pair of two reception games, at Ohio State and against USF ... had a crucial fourth-down catch against East Carolina for seven yards ... set a career high with three receptions for 20 yards and a TD at UConn ... hauled in one catch for a season-best 22 yards at Temple ... had two catches for 47 yards against Houston.

**2013:** Made first catch of the year in home win versus Northwestern State (09/14) ... had a 12-yard catch against Temple (10/11) ... pulled in a 24-yard reception in Homecoming win over UConn (10/19) ... had one catch in the rout of Rutgers (11/16).

**2012:** Redshirted.

**PRIOR TO UC:** Ranked as a three-star recruit by Rivals.com, Scout.com and 247sports.com ... graded as the No. 62 wide receiver in the class of 2012 by Rivals.com and the No. 13 player in the state of Tennessee in the class of 2012 by Rivals.com ... ranked as the #92 wide receiver in the class of 2012 by Scout.com ... ranked as the No. 104 wide receiver in the class of 2012 and the No. 23 prospect in the state of Tennessee in the class of 2012 by 247sports.com ... ranked as the No. 57 wide receiver in the class of 2012 and the No. 13 prospect in the class of 2012 by ESPN ... caught 65 passes for 942 yards and 11 touchdowns as a junior at Mitchell High School ... chose UC over offers from Alabama, Stanford, and Tennessee among many others.

Receiving	G	Rec	Yards	Yds/Rec	Long	TD	Yds/G
2012	1	0	0	--	0	0	--
2013	12	4	39	9.8	24	0	3.3
2014	13	15	145	9.7	34	2	11.2
<b>TOTAL</b>	<b>26</b>	<b>19</b>	<b>184</b>	<b>9.7</b>	<b>34</b>	<b>2</b>	<b>7.1</b>

13

## GRANT COLEMAN

CB • 6-0 • 171 • JR. • 2L • COLUMBUS, OHIO/REYNOLDSBURG

**2014:** Walk-on corner thrust into a starting role with the season-ending injury to Adrian Witty ... has started every game since Miami (Ohio), totaling 54 tackles, a TFL and a forced fumble ... had six stops and forced a fumble in the opener against Toledo ... finished with four tackles against Miami (Ohio) ... had three solo stops at Ohio State ... set and tied a career mark with seven tackles against Memphis and at Miami (Fla.) ... had five stops at SMU ... totaled six tackles against USF ... finished with a pair of tackles and a PBU at Tulane ... had three stops against East Carolina ... tallied four tackles at UConn ... finished with five stops at Temple.

**2013:** Assisted on two tackles in the win over Northwestern State (09/14) ... had three tackles in the rout of Rutgers (11/16).

Defense	G	Solo	Asst.	Total	Sacks/Yds	TFL/Yards	FF	FR	P Def	Int/Yds
2013	6	2	3	5	--	--	--	--	1	--
2014	13	35	21	56	--	1/1	1	--	2	--
<b>TOTAL</b>	<b>19</b>	<b>37</b>	<b>24</b>	<b>61</b>	<b>--</b>	<b>1/1</b>	<b>1</b>	<b>--</b>	<b>3</b>	<b>--</b>

## RETURNING PLAYER PROFILES

71

## KOREY CUNNINGHAM

OL • 6-6 • 305 • SO. • 1L • MONTEVALLO, ALA./MONTEVALLO

**2014:** Part of an offensive line unit which tallied the second highest yardage total (5,982) in school history in 2014 ... Bearcats ranked in the top five in the American Athletic Conference in scoring offense (2/35.4), passing offense (2/300.2), rushing offense (4/157.6) and total offense (2/457.8) ... UC surrendered only 16 sacks, second in the league ... played in 12 games ... missed the Military Bowl due to injury.

**PRIOR TO UC:** A three-star prospect by Scout.com and 247Sports.com ... a two-star choice by Rivals.com ... ranked among the Top-60 tight ends in the nation ... made the All-Metro preseason team by the Birmingham News at tight end ... has a bench press max of 315 pounds ... limited to 12 catches as a junior ... spent most of his junior year playing on the offensive line due to players being injured ... also played baseball and basketball for his high school ... coached by Andrew Zow ... chose UC over UAB, Ole Miss and Auburn.

81

## DJ DOWDY

TE • 6-4 • 248 • JR. • 2L • AKRON, OHIO/NORTH

**2014:** Played in all 13 games with three starts at tight end ... caught five passes for a total of 36 yards.

**2013:** Played in 11 games with one start ... caught two passes on the year.

**2012:** Redshirted.

**PRIOR TO UC:** Ranked as a three-star recruit by Rivals.com, Scout.com and 247sports.com ... graded as a top 100 wide receiver in the class of 2012 and the No.55 prospect in the state of Ohio in the 2012 class by ESPN ... rated as the No.27 tight end in the 2012 class and the No.29 prospect in the state of Ohio in the class of 2012 by Rivals.com ... ranked as the No.55 tight end in the class of 2012 and the No. 77 prospect in the 2012 class in the state of Ohio by 247sports.com ... rated as the No.52 outside linebacker in the class of 2012 by Scout.com ... selected to the 2011 Associated Press Ohio Division III first-team ... garnered 2011 Ohio Division III Northeast Inland All-District first team honors ... earned first-team All-Akron City Series honors as a senior at North High School ... named a 2011 Muscle Milk All-Ohio Defense honorable mention ... prior to his senior season he was ranked No.12 on Cleveland.com's Top 50 Northeast Ohio high school football players ... hauled in 36 receptions for 430 yards and four touchdowns and recorded six sacks and two fumble recoveries as a junior ... earned Eddie George Scholar Athlete of the Week honors as a senior ... participated in the 2011 Thanks4Giving All-Star Football Game in Akron ... partook in the NFL's High School Player Development program prior to his senior season ... chose UC over Maryland, Iowa State, Purdue and West Virginia among others.

Receiving	G	Rec	Yards	Yds/Rec	Long	TD	Yds/G
2013	11	2	6	3.0	6	0	0.5
2014	13	5	36	7.2	13	0	2.8
<b>TOTAL</b>	<b>24</b>	<b>7</b>	<b>42</b>	<b>6.0</b>	<b>13</b>	<b>0</b>	<b>1.8</b>

68

## JEFF DUNCAN

OL • 6-5 • 302 • FR. • RS • KETTERING, OHIO/FAIRMOUNT

**2014:** Redshirted.

**PRIOR TO UC:** Played both guard and tackle for the Firebirds ... blocked for an offense that tallied 1,949 passing yards while scoring 20 TDs as well as rushing for 1,612 yards and 18 scores ... participated in the 2013 Under Armour All-American Football Combine in Tampa, Fla., one of 150 underclassman nationwide to be selected ... coached by Andy Aracri ... chose Cincinnati over Indiana, Pittsburgh and others.

22

## ZACH EDWARDS

S • 6-1 • 200 • JR. • 2L • MIDDLETOWN, OHIO/MIDDLETOWN

**2014:** A 13-game starter at safety ... second on the team with 121 tackles ... tied a then career-high with 11 stops in the opener against Toledo ... re-set his career mark with 12 stops against Miami (Ohio) ... also snagged his first interception of the season, returning it for 14 yards ... had nine stops at Ohio State ... set a career best with 18 tackles against Memphis ... also forced a fumble and was credited with a half tackle for loss ... had a single stop at Miami (Fla.) ... totaled four tackles and a PBU at SMU ... finished with five tackles and a PBU against USF ... had his fourth double-digit tackle game of the season with 12 stops at Tulane ... his 16 stops against East Carolina, including a career-high 12 solo tackles, marked Edwards' fifth double-figure tackle game in 2014 ... had a tackle and PBU at UConn ... tallied eight solo stops at Temple ... had 13 tackles against Houston ... totaled 11 tackles in the Military Bowl, wrapping up the season with seven double-digit tackle games.

**2013:** Tallied one tackle and forced a fumble in the season-opening win over Purdue (08/31)...recorded six tackles in the road loss to Illinois (09/07)...had four tackles and picked off first career interception in win against Northwestern State (09/14)...garnered one tackle versus Miami (Ohio) (09/21)...accumulated four tackles in the conference loss to USF (10/05)...tallied five tackles and an interception in the win against Temple (10/11)...posted six tackles in the Homecoming victory over UConn (10/19)...posted a career-high 11 tackles and recovered a fumble in the road win versus Memphis (10/30)... named American Defensive Player of the Week (11/04)...had seven tackles against SMU (11/09)...recorded nine tackles in the rout of Rutgers (11/16)...accumulated five tackles in the road victory over Houston (11/23)...garnered four tackles in the loss to Louisville (12/05).

**PRIOR TO UC:** Ranked as a three-star recruit by Rivals.com and 247Sports.com ... graded as a two star recruit by Scout.com and ESPN.com ... rated as No. 147 wide receiver in the class of 2012 and No. 66 prospect in the state of Ohio in the 2012 class by 247sports.com ... ranked as the No. 233 wide receiver in the class of 2012 by Scout.com ... graded as the No. 191 wide receiver in the 2012 class and a Top-100 prospect in the state of Ohio in the class of 2012 by ESPN ... earned second-team All-Southwest District honors as a senior at Middletown High School ... as a defensive back he recorded 40 solo tackles, two interceptions, one fumble recovery and one touchdown and at wide receiver he recorded 17 receptions for 251 yards and two touchdowns as a senior ... was a three-time, First-Team All-GMC selection at three different positions ... earned 2011 Postseason All-TriStateFootball.com Third Team honors ... chose UC over Akron, Bowling Green and Miami (OH) ... rejoins former Middletown teammate EJ Junior IV, a redshirt freshman linebacker at UC ... coached by Troy Everhart.

Defense	G	Solo	Asst.	Total	Sacks/Yds	TFL/Yards	FF	FR	P Def	Int/Yds
2013	13	43	30	73	--	2.5 / 4	1	1	7	2 / 20
2014	13	67	54	121	--	3.5 / 6	1	--	6	2 / 14
<b>TOTAL</b>	<b>26</b>	<b>110</b>	<b>84</b>	<b>194</b>	<b>--</b>	<b>6 / 10</b>	<b>2</b>	<b>1</b>	<b>13</b>	<b>4 / 34</b>

78

## PARKER EHINGER

OL • 6-7 • 318 • SR. • 2L • ROCKFORD, MICH./ROCKFORD

**2015:** One of four team captains ... on the watch list for the Lombardi Award and Outland Trophy.

**2014:** Part of an offensive line unit which tallied the second highest yardage total (5,982) in school history in 2014 ... Bearcats ranked in the top five in the American Athletic Conference in scoring offense (2/35.4), passing offense (2/300.2), rushing offense (4/157.6) and total offense (2/457.8) ... UC surrendered only 16 sacks, second in the league.

**2013:** Honorable Mention Sophomore All-America selection by CollegeFootballNews.

com ... part of an offensive line unit that allowed only 12 sacks during the regular season, leading the American and tied for 11th best in the NCAA FBS ... Bearcats averaged 4.2 yards per carry and 168.5 yards per game on the ground, leading the American Athletic Conference ... UC also led the league in total offense, averaging 482.3 yards per game ... the Bearcats are on pace to be the most prolific offense in school history, totaling 5,788 yards and needing 30 yards of total offense in the Belk Bowl to surpass the previous record mark of 5,817 yards, set in 2009.

**2012:** Played in all 13 games ... helped lead an offensive line unit that paved the way for a 1,000-yard rusher for the third-straight year while surrendering only 13 sacks, a mark that ranked in the Top-20 in the NCAA Football Bowl Subdivision.

**2011:** Redshirted.

**PRIOR TO UC:** A three-star recruit by Rivals.com and Scout.com ... Scout.com ranks him as the No. 51 offensive lineman ... Two-year starter on the offensive line for the Rams ... also played tight end ... earned Division 1-2 All-State honors in 2010 ... helped lead Rockford to an 11-2 season, a district championship, and an appearance in the state semifinals as a senior ... named to the Detroit Free Press Dream Team as a senior ... also earned First-Team All-OK-RED honors twice, was a two-time All-Area choice, and earned All-State honors as a senior ... also competed in track and field, throwing the discus and shot put ... coached by Ralph Munger ... son of Michelle and the late Rick Ehinger ... has one brother Doug, who played football at Albion College ... earned his bachelor's degree in criminal justice in May 2015.

12

## JARRED EVANS

S • 6-1 • 188 • SR. • SQ • QUEENS, N.Y./WEST HIGH/SANTA BARBARA CC

**2014:** Played in four games mainly as a wildcat option ... accumulated 110 yards on the ground with one touchdown ... grabbed his first career touchdown on the road against SMU (Oct. 18) on a seven-yard run ... missed the final seven games of 2014 and the spring 2015 season due to a violation of team rules.

**PRIOR TO UC:** Enrolled at UC in January 2014 and will participate in spring football ... a three-star recruit by ESPN.com ... joins the Bearcats after two seasons at Santa Barbara CC ... in two years at SBCC, finished 218-of-413 for 2,701 yards and 25 TDs ... added nine rushing TDs and a 3.6 yards per carry average ... named SFC Pacific Conference Offensive Player of the Week on Sept. 21 and 28, 2013 ... over that two-game stretch, set career highs in consecutive games with 321 yards passing against Compton and 335 yards against LA Valley. Over the two-week span, was 42-of-70, completing 60 percent of his passes for 656 yards and six TDs ... rushed for a career-high 103 yards in the 2013 opener at Allan Hancock ... also tallied 62 yards on the ground at Compton and 56 against LA Valley ... a second-team All-Pacific Conference selection in 2012 for the Vaqueros, Evans accounted for 20 TDs (12 pass, 8 rush) ... coached by Craig Moropoulos at SBCC ... chose Cincinnati over New Mexico, Utah and UCLA ... son of Eugen Evans and Laurette Henry ... originally signed with Towson University out of high school ... recruited by Darin Hinshaw.

Passing	G	Att	Comp	Pct	Yds	Long	Pass Eff.	TD	Int	Yds/G
2014	4	5	2	0.400	10	12	56.8	0	0	2.5
<b>TOTAL</b>	<b>4</b>	<b>5</b>	<b>2</b>	<b>0.400</b>	<b>10</b>	<b>12</b>	<b>56.8</b>	<b>0</b>	<b>0</b>	<b>2.5</b>

Rushing	G	Att	Yards	Yds/Att	Long	TD	Yds/G
2014	4	22	110	5.0	17	1	27.5
<b>TOTAL</b>	<b>4</b>	<b>22</b>	<b>110</b>	<b>5.0</b>	<b>17</b>	<b>1</b>	<b>27.5</b>

63

## CHRIS FERGUSON

OL • 6-5 • 295 • FR. • RS • NASSAU, BAHAMAS/LAKE NONA

**2014:** Redshirted.

**PRIOR TO UC:** A three-star recruit according to ESPN.com and has a pair of stars from 247sports.com and Scout.com ... recorded 17 total tackles, one sack, one forced fumble and one fumble recovery during his senior season ... played in the Orange County Metro All-Star Game ... had never played football until this past August after moving to Orlando from the Bahamas ... also played basketball and soccer ... coached by Anthony Paradiso ... picked UC over offers from Illinois, Minnesota and Western Kentucky.

51

## KIMONI FITZ

DT • 6-3 • 243 • FR. • RS • RINGGOLD, VA./DAN RIVER

**2014:** Redshirted.

**PRIOR TO UC:** Played at Dan River High School for coach Ferrell Edmunds ... posted a total of 116 tackles (37 solo, 116 assist) as a senior, including 29.0 tackles for loss and 15.0 sacks, while also recording 15 quarterback hurries and forcing two fumbles ... recorded 210 total tackles during his prep career, including 22.0 sacks, good for an average of 5.3 tackles per game ... listed as a three-star prospect at defensive end by 247 Sports ... Also ranked as the No. 41 overall prospect in Virginia by 247 ... Chose Cincinnati over East Carolina and Liberty.

16

## ANDREW GANTZ

K • 5-9 • 170 • SO. • 1L • DAYTON, OHIO/CENTERVILLE

**2015:** On the watch list for the 2015 Lou Groza Award ... awarded a scholarship in the summer of 2015.

**2014:** Second-Team All-American Athletic Conference selection as a walk-on ... semifinalist for the Groza Award ... 16-of-20 on field goals and 52-of-54 on PATs ... led the Bearcats with 100 points scored ... his 100-point effort is only the fifth time a UC kicker has eclipsed the mark in 127 seasons ... made his first career field goal of 34 yards against Toledo ... added a 21-yard effort against Miami (Ohio) ... after missing a kick at Memphis, tallied 12-straight field goals, including a career-best 47-yard game-winning effort against East Carolina.

**2013:** Redshirted.

Kicking	G	FG-Made	FG-Att.	FG%	Long	PATs
2014	13	16	20	80.0%	47	52 - 54 (96.3%)
<b>TOTAL</b>	<b>13</b>	<b>16</b>	<b>20</b>	<b>80.0%</b>	<b>47</b>	<b>52 - 54 (96.3%)</b>

26

## SAM GERACI

P • 6-4 • 222 • SO. • 1L • CINCINNATI, OHIO/MOELLER

**2014:** Punted 51 times for a 39.4 yards per punt average with four touchbacks, 13 fair catches, 14 inside the 20 and seven boots of 50 yards or more ... career-long punt of 60 yards came on the road at Miami (Fla.) ... longest punt inside Paul Brown Stadium is a 55-yard effort against Miami (Ohio) ... has six or more kicks in three games ... finished with a career best 46.3 yard average at UConn, kicking the ball three times for 139 yards ... tallied a career high eight punts for 337 yards, a 42.1 average at Temple.

**2013:** Redshirted.

Punting	G	Punts	Yards	Avg.	TB	FC	Inside 20	50+	Blocked	Long
2014	13	51	2007	39.4	5	13	15	7	0	60
<b>TOTAL</b>	<b>13</b>	<b>51</b>	<b>2007</b>	<b>39.4</b>	<b>5</b>	<b>13</b>	<b>15</b>	<b>7</b>	<b>0</b>	<b>60</b>

## RETURNING PLAYER PROFILES

2

## TYRELL GILBERT

S • 6-1 • 195 • FR. • RS • CINCINNATI, OHIO/PRINCETON

2014: Redshirted

**PRIOR TO UC:** A three-star recruit by ESPN.com and Scout.com ... two-star recruit according to Rivals.com and 247sports.com ... listed as No. 51 safety in the class of 2014 according to Scout.com ... rated No. 124 athlete by ESPN.com and No. 72 prospect in the state of Ohio ... ranked No. 174 athlete by 247sports.com and No. 107 prospect in Ohio ... started two seasons at quarterback for Princeton and threw of 1,807 yards and 15 touchdowns while also running for 1,200 yards and 20 scores ... tallied 883 passing yards, 699 rushing yards and 19 total touchdowns his junior season ... coached by Gary Croley Jr. ... chose UC over Akron, Ball State, Bowling Green and Buffalo.

7

## TION GREEN

RB • 6-0 • 230 • JR. • 2L • SANFORD, FLA./LAKE BRANTLEY

**2014:** Played in three games before suffering a season-ending injury ... totaled 118 rushing yards and one touchdown on the year ... rushed for a touchdown in the season opener against Toledo (9/12) ... rumbled for 73 yards and had 17 receiving yards in the win over Miami (Ohio) (9/20) ... carried the ball for 31 yards against Ohio State (9/27) before being knocked out with an injury.

**2013:** Rushed for 29 yards and a touchdown in the season-opening win over Purdue (08/31)...accumulated 66 yards and a touchdown in the home win versus Northwestern State (09/14)...ran for 30 yards and had one reception in the conference loss to USF (10/05)...compiled a career high 91 rushing yards and two touchdowns versus Temple (10/11)...had 38 rushing yards in the Homecoming win against UConn (10/19)...scored two rushing touchdowns in the road win over Memphis (10/30)...had a touchdown and 47 rushing yards versus SMU (11/09)...ran for 26 yards in the rout of Rutgers (11/16)... had 20 yards on the ground in the road win over Houston (11/23)...rumbled for 38 yards on nine carries in the overtime loss to Louisville (12/05).

**2012:** Rushed two times for five yards against Temple (11/10) ... rushed three times for 28 yards vs. Fordham (10/12) ... earned first career touchdown against Miami (OH) (10/06) ... had 37 yards on 11 carries, including a 12-yard long.

**PRIOR TO UC:** Ranked as a three-star recruit by Rivals.com, Scout.com and 247sports.com ... earned first-team all-state honors in Florida 8A ... ranked as the No. 45 athlete in the 2012 class by Rivals.com and the No. 60 athlete in the 2012 class by 247sports.com ... ranked as the No. 32 cornerback in the 2012 class by Scout.com ... selected as the 2011 Central Florida Offensive Player of the Year ... rushed for 919 yards and 17 touchdowns as a junior at Lake Brantley High ... participated in the 2011 Florida Athletic Coaches Association Football All-Star Classic ... chose UC over West Virginia, Indiana, and Purdue among many other offers.

Rushing	G	Att	Yards	Yds/Att	Long	TD	Yds/G
2012	7	16	70	4.4	23	1	10.0
2013	11	91	412	4.5	24	7	37.5
2014	3	28	118	4.2	14	1	39.3
<b>TOTAL</b>	<b>21</b>	<b>135</b>	<b>600</b>	<b>4.4</b>	<b>24</b>	<b>9</b>	<b>28.6</b>

3

## JOHNNY HOLTON

WR • 6-2 • 191 • SR. • 1L • MIAMI, FLA./COCONUT GROVE/COLLEGE OF DUPAGE

**2014:** Amassed 431 yards receiving and 640 yards on kickoff returns in his first campaign at UC ... scored five TDs and averaged 14.6 yards per kick and 20.5 yards per return ... had three catches for 68 yards and returned six kicks for 141 yards, including a long of 36 yards in his UC debut against Toledo ... hauled in a 2-yard TD, the first of his career, against Miami (Ohio) ... caught three balls for 34 yards and a TD at Ohio State ... returned five kicks for 105 yards against Memphis ... tied a season-high with five catches for a career-best 83 in front of his hometown crowd at Miami (Fla.) ... had a 23-yard

leaping, back of the end zone TD grab at SMU ... also had a 99-yard kickoff return for a TD nullified by a penalty against the Mustangs ... caught two balls for 38 yards and a score against USF ... tied a season-high with six kick off returns for 114 yards against East Carolina along with three catches for 35 yards ... had four receptions and a TD at UConn ... tied his season best with five receptions for 34 yards at Temple.

**PRIOR TO UC:** Comes to UC after two seasons at the College of DuPage in Glen Ellyn, Ill. ... a First Team All-Midwest Football Conference selection in 2012 ... helped the Chaparrals earn a No. 8 national ranking in the NJCAA final poll ... had 23 catches for 548 yards including eight touchdowns ... COD posted a 9-2 record, including an upset win over previously No. 7 ranked Northeastern Oklahoma A&M in the Citizens Bank Bowl on Dec. 3, 2012 ... Holton had a pair of catches for 68 yards, one rushing attempt for 9 yards and a pivotal 88 yards kickoff return for a TD in the win ... as a freshman, caught 17 passes for 289 yards and seven TDs ... also returned 12 kicks for 254 yards ... coached by Gary Thomas ... did not play HS football ... was discovered playing flag football while a student at DuPage ... chose UC over Iowa State, Colorado State, Wisconsin and Marshall ... son of Mary Jobe and Johnny Holton ... oldest of 10 siblings ... has four brothers - Johnny, Julian, Julius, and Joshua - and three sisters - Markeva, Jada, and Stephanie... Sister Markeva Daye was a track & field standout at Louisiana Tech ... brother Jonathan plays basketball at West Virginia.

Receiving	G	Rec	Yards	Yds/Rec	Long	TD	Yds/G
2014	13	29	431	14.9	41	5	33.2
<b>TOTAL</b>	<b>13</b>	<b>29</b>	<b>431</b>	<b>14.9</b>	<b>41</b>	<b>5</b>	<b>33.2</b>

Kick Return	G	No	Yards	Yds/Ret	Long	TD	Yds/G
2014	13	35	722	20.6	40	0	55.5
<b>TOTAL</b>	<b>13</b>	<b>35</b>	<b>722</b>	<b>20.6</b>	<b>40</b>	<b>0</b>	<b>55.5</b>

41

## KEVIN HYLAND

LB • 6-2 • 236 • SR. • 2L • CINCINNATI, OHIO/ELDER

**2014:** Played in all 13 games as a walk-on LB on special teams ... garnered seven tackles.

**2013:** Played in 10 games, mainly on special teams.

**2012:** Appeared in four games.

**2011:** Redshirted.

**PRIOR TO UC:** Named to the GCL All-Star Football Team ... team captain ... also wrestles at Elder ... had a 40-6 record in 2009-10 ... was a Division 1 Ohio State Placer (4th) in 2010 ... named to the Cincinnati Enquirer Wrestling All-Star Team ... member of National Honor Society ... coached by Doug Ramsey ... son of Martha and Gregory Hyland ... has two siblings, Gregory and Gilbert ... earned his bachelor's degree in marketing in May 2015.

Defense	G	Solo	Asst.	Total	Sacks/Yds	TFL/Yards	FF	FR	P Def	Int/Yds
2011	0	--	--	--	--	--	--	--	--	--
2012	4	--	--	--	--	--	--	--	--	--
2013	10	0	3	3	--	--	--	--	--	--
2014	13	2	5	7	--	--	--	--	--	--
<b>TOTAL</b>	<b>27</b>	<b>2</b>	<b>8</b>	<b>10</b>	<b>--</b>	<b>--</b>	<b>--</b>	<b>--</b>	<b>--</b>	<b>--</b>

20

## CARTER JACOBS

S • 6-1 • 196 • SO. • 1L • FORT LAUDERDALE, FLA./AMERICAN HERITAGE

**2014:** Played in all 13 games, mainly on special teams ... recorded nine tackles on the year ... recovered a fumble and returned it for a touchdown in at Miami (Fla.) (10/11).

**PRIOR TO UC:** Three-star recruit according to ESPN.com and Rivals.com ... received two stars from 247sports.com and Scout.com ... rated as the No. 198 safety in the 2014 class by 247sports.com and No. 210 prospect in the state of Florida ... listed as No. 133 safety by ESPN.com and No. 262 prospect in Florida ... tallied 107 tackles, three interceptions and seven pass deflections his senior season ... had 66 stops, one interception and one fumble recovery his junior year ... coached by Mike Rumph ... chose UC over offers from Western Kentucky, Bowling Green, among others.

Defense	G	Solo	Asst.	Total	Sacks/Yds	TFL/Yards	FF	FR	P Def	Int/Yds
2014	13	6	3	9	--	--	--	1	1	--
<b>TOTAL</b>	<b>13</b>	<b>6</b>	<b>3</b>	<b>9</b>	<b>--</b>	<b>--</b>	<b>--</b>	<b>1</b>	<b>1</b>	<b>--</b>

20

## TSHUMBI JOHNSON

WR • 5-11 • 183 • SO. • SQ • IMMOKALEE, FLA./IMMOKALEE

**2014:** Did not see any game action after suffering a season-ending injury during pre-season training camp.

**2013:** Redshirted.

**PRIOR TO UC:** A consensus three-star choice by ESPN.com, Rivals.com, Scout.com and 247Sports.com ... 247Sports lists him as the No. 68 recruit in Florida and the No. 39 athlete in the nation ... prep quarterback projects as a receiver in the college ranks ... totaled 6,468 yards passing for 57 touchdowns and 2,111 yards rushing for 41 TDs as a prep ... finished 78 of 122 for 1,226 yards and 13 TDs as a senior ... also ran it 98 times for 403 yards and six TDs ... tabbed with Associated Press Honorable-Mention Class 5A All-State honors ... Immokalee was the 2012 Class 5A State Runner-up, Region 3 Champions and District 5A-12 Champions ... threw for 2,629 yards and 25 TDs as a junior while rushing for 862 yards and 19 TDs ... named the area player of the year and a first team all-state selection ... earned Honorable Mention Class 2A All-State honors as a sophomore ... coached by Jerrod Ackley ... also played basketball and lacrosse ... chose UC over USF and Louisville ... name pronounced tuh-shum-bee.

29

## ANDRE JONES

S • 6-1 • 210 • JR. • 2L • CINCINNATI, OHIO/COLERAIN

**2014:** Moved into the starting lineup at Ohio State, making nine consecutive starts since then ... opened the season with four stops against Toledo ... added three tackles, including a half tackle for a loss against Miami (Ohio) ... set a career mark with 10 tackles in his first career start at Ohio State ... finished with five stops at Memphis ... totaled five stops, including one for a loss, against Memphis ... had three tackles on the road at Miami (Fla.) ... had his first career interception at SMU ... finished with two tackles and a PBU against USF ... had three tackles, one TFL and a PBU at Tulane ... totaled six stops and a season-high three PBUs against East Carolina ... had two tackles, including a half tackle for a loss at UConn ... finished with one stop at Temple ... totaled four tackles against Houston.

**2013:** Garnered two tackles in the season-opening win over Purdue (08/31)...accumulated four tackles in the road loss to Illinois (09/07)...recorded five tackles in the win over Northwestern State (09/14)...had one tackle in the triumph against Miami (Ohio) (09/21)...assisted on a tackle in the UConn Homecoming win (10/19)...tallied three tackles during win at Memphis (10/30)...posted a career high six tackles in the rout of Rutgers (11/16).

**2012:** Redshirted. Ranked as a three-star recruit by Rivals.com and Scout.com and a two-star recruit by 247sports.com ... rated as the No. 48 safety in the class of 2012 and

the No. 55 prospect in the class of 2012 in the state of Ohio by Rivals.com ... graded as the No. 76 safety in the class of 2012 by Scout.com ... ranked as the No. 111 safety in the class of 2012 and the No. 86 prospect in the 2012 class in the state of Ohio by 247sports.com ... rated as the No. 36 safety in the class of 2012 and the No. 44 prospect in the 2012 class in the state of Ohio by ESPN ... graded as the No. 12 senior football player in the Cincinnati area by the Cincinnati Enquirer ... earned Ohio Division I first team all-state honors as a senior at Colerain High School ... named to the Division I 2011 Associated Press Southwest All-District football first team ... selected to the 2011 Greater Miami Conference first team ... earned 2011 second team Muscle Milk all-Ohio defense honors ... selected to play in the 2012 Big 33 Football Classic ... recorded 26 tackles and three interceptions as a junior ... chose UC over Miami (OH), Ohio and Toledo ... son of Andrea Childers and Larry Jones ... intends to major in criminal justice ... coached by Tom Bolden.

Defense	G	Solo	Asst.	Total	Sacks/Yds	TFL/Yards	FF	FR	P Def	Int/Yds
2013	13	8	14	22	--	--	--	--	--	--
2014	13	29	15	44	--	3 / 8	--	--	6	1 / 32
<b>TOTAL</b>	<b>26</b>	<b>37</b>	<b>29</b>	<b>66</b>	<b>--</b>	<b>3 / 8</b>	<b>--</b>	<b>--</b>	<b>6</b>	<b>1 / 32</b>

77

## JOHN KURTZ

OL • 6-5 • 290 • FR. • RS • LOUISVILLE, KY./ST. XAVIER

**2014:** Redshirted.

**PRIOR TO UC:** Played at St. Xavier High School in Louisville for coach Will Wolford ... rated as a two-star offensive tackle by Rivals, Scout and 247 Sports ... the 11th-ranked prospect in the commonwealth of Kentucky according to 247 ... chose Cincinnati over Illinois, Ball State and Western Kentucky ... joins wide receiver Mekale McKay as a Louisville native on the roster.

73

## RYAN LEAHY

OL • 6-6 • 292 • JR. • 2L • CINCINNATI, OHIO/LASALLE

**2014:** Part of an offensive line unit which tallied the second highest yardage total (5,982) in school history in 2014 ... Bearcats ranked in the top five in the American Athletic Conference in scoring offense (2/35.4), passing offense (2/300.2), rushing offense (4/157.6) and total offense (2/457.8) ... UC surrendered only 16 sacks, second in the league.

**2013:** Part of an offensive line unit that allowed only 12 sacks during the regular season, leading the American and tied for 11th best in the NCAA FBS ... Bearcats averaged 4.2 yards per carry and 168.5 yards per game on the ground, leading the American Athletic Conference ... UC also led the league in total offense, averaging 482.3 yards per game ... the Bearcats are on pace to be the most prolific offense in school history, totaling 5,788 yards and needing 30 yards of total offense in the Belk Bowl to surpass the previous record mark of 5,817 yards, set in 2009.

**2012:** Redshirted.

**PRIOR TO UC:** Rated as a three-star recruit by Rivals.com, Scout.com and 247sports.com ... will play OL at UC ... ranked as the No. 41 strong-side defensive end in the class of 2012 and the No. 57 player in the state of Ohio in the class of 2012 by Rivals.com ... rated as the No. 58 player in the state of Ohio in the class of 2012 by 247sports.com ... rated as the No. 94 defensive tackle in the class of 2012 and the No. 67 prospect in the state of Ohio by ESPN ... named a 2011 Division I, Second-Team All-Southwest District member ... selected to the Greater Catholic League first-team as a senior at LaSalle High School ... named to the 2011 preseason all TriStateFootball.com second team ... named to the 2011 postseason all TriStateFootball.com first team ... is a forward on the LaSalle basketball team and was a member of the 2011 Division I state basketball championship team as a junior ... chose UC over offers from Boston College, North Carolina State and West Virginia, among others ... Son of Donna and Dan Leahy ... father a UC graduate ... Coached by Tom Grippa.

## RETURNING PLAYER PROFILES

11

## GUNNER KIEL

QB • 6-4 • 213 • JR. • 1L • COLUMBUS, IND./EAST/NOTRE DAME

**2015:** Named to the preseason watch list for the Manning, Walter Camp, Davey O'Brien and Maxwell Awards.

**2014:** Honorable Mention All-American Athletic Conference honoree ... started 13 games at QB despite being limited in several contests by a rib injury suffered at Ohio State and vs. Memphis ... finished 233-of-390 for 3,254 yards, 31 TDs and 13 interceptions ... tied UC's single-season record for passing TDs with Ben Mauk (2007/31) ... has also added a rushing TD ... first player in UC's 127-season history to throw for four or more TDs in three straight games (first four games of 2014) ... fifth UC signal caller all time to throw for 3,000 or more yards in a single season ... his UC and collegiate debut against Toledo on Sept. 12 was one for the record books ... completed 25 of 37 passes for 418 yards and six touchdowns, scattering the ball to nine different receivers ... set an American Athletic Conference record and tied a UC record with his six TD passes ... Kiel hit the most passing touchdowns (six) for a quarterback in his NCAA FBS debut, surpassing the previous mark held by Florida's John Reaves, who threw five against Houston on Sept. 20, 1969 ... Kiel had four TD passes in the first half to help the Bearcats build a 41-14 halftime lead and had two fourth-quarter touchdowns to put the game away after Toledo had closed to within seven ... named American Athletic Conference Player of the Week and the CFPA's National Player of the Week ... finished 21-of-32 for 352 and 4 TDs at Ohio State ... threw a career-long 83-yard completion to Chris Moore ... was 11-of-27 for 216 yards and a TD vs. Memphis ... tossed an 80-yard TD strike to Mekale McKay on the first play of the game ... missed the second half against the Tigers ... threw for 355 yards and completed a career-high 31 passes at Miami (Fla.) ... added three TD passes against the Hurricanes ... was 13-of-20 for 241 yards at SMU ... rushed six times for a career-best 50 yards against the Mustangs ... has his first-career rushing TD and went 13-of-22 for 196 yards and a TD against USF ... threw an interception on the first play of the game at Tulane and did not return ... finished 29-of-44 for a career high 436 yards and four TDs against East Carolina ... named American Offensive Player of the Week for the second time ... rushed five times for 28 yards at UConn and completed 17-of-30 tosses for 161 yards and three scores ... was 19-of-41 for 174 yards and a TD at Temple ... threw two TD passes in the first half against Houston, finished 15-of-24 for 190 yards.

**PRIOR TO UC:** Transferred to UC in the spring of 2013 after spending the 2012 season at Notre Dame where he redshirted as a true freshman ... will sit out 2013 due to NCAA transfer regulations and have three years of eligibility remaining in the fall of 2014.

**COLUMBUS EAST HIGH SCHOOL:** Enrolled early at Notre Dame, beginning classes in January 2012 after graduating from high school in December 2011 ... threw for 4,831 yards and 61 TDs in two years as a high school starter ... second-team pick on USA Today All-USA high school football team for 2011 ... honorable mention selection on SI.com High School All-America team ... rated 24th on 247Sports list of top national prospects ... listed the top QB in the country and number-one player in Indiana by 247Sports ... rated number-two player nationally and top-ranked quarterback by MaxPreps and Tom Lemming ... rated 20th on Rivals.com Rivals250 list ... listed number-one QB in the nation and top player from Indiana by Rivals.com ... ranked the top QB in the nation and 38th-best prospect in the country by Scout.com ... rated number-52 player nationally on 2012 ESPNU 150 list ... ESPNU ranked him the third-best QB in the country, second-best player in the Midwest and top player in Indiana ... listed 10th player nationally on Super-Prep Elite 50 team ... rated number-one quarterback nationally and SuperPrep Midwest Offensive Player of the Year ... named top player in Indiana on Detroit Free-Press Best of the Midwest team ... received 2011 Indiana Mr. Football Award from Indianapolis Star ... named Gatorade Indiana Player of the Year for 2011 ... named to Indiana Football Coaches Association Top 50 all-state team for 2011, as one of three quarterbacks selected ... Associated Press/Indiana Class 4A first-team all-state quarterback selection ... threw for 2,517 yards and 28 touchdowns as a senior in 2011, while also rushing for 482 yards and 11 TDs ... helped East to 12-2 record and Indiana Class 4A state semifinals in

2011 ... career statistics included 7,175 passing yards ... honorable mention Associated Press 5A all-state pick as junior in 2010 after throwing for 2,500 yards and 25 TDs and also rushing for 425 yards and six TDs ... played in U.S. Army All-American Bowl in San Antonio ... coached by Bob Gaddis at Columbus East High School.

**PERSONAL:** Son of Kip and Aleta Kiel ... Kip played quarterback at Butler University and lettered in 1984 ... has two brothers ... brother, Drew, played quarterback at Illinois State University ... brother, Dusty, played quarterback at Indiana University ... his late uncle, Blair Kiel, played quarterback at the University of Notre Dame (1980-83) and also spent seven seasons in NFL with Tampa Bay, Indianapolis and Green Bay ... two-time counselor at the Manning Passing Academy.

Passing	G	Att	Comp	Pct	Yds	Long	Pass Effic.	TD	Int	Yds/G
2014	13	390	233	.597	3254	83	149.4	31	13	250.3
<b>TOTAL</b>	<b>13</b>	<b>390</b>	<b>233</b>	<b>.597</b>	<b>3254</b>	<b>83</b>	<b>149.4</b>	<b>31</b>	<b>13</b>	<b>250.3</b>

Rushing	G	Att	Yards	Yds/Att	Long	TD	Yds/G
2014	13	63	142	2.3	24	1	10.9
<b>TOTAL</b>	<b>13</b>	<b>63</b>	<b>142</b>	<b>2.3</b>	<b>24</b>	<b>1</b>	<b>10.9</b>

2

## MEKALE MCKAY

WR • 6-5 • 210 • SR. • 2L • LOUISVILLE, KY./MOORE/ARKANSAS

**2014:** Big-play receiver has eight TDs on the season and a 16.4 yards per catch average ... set career highs in the season opener with nine receptions for 175 yards and a TD ... had the first of his two TD games against Miami (Ohio), catching three balls for 40 yards and two scores ... had a career-long 80 yard TD reception on the first play of the game against Memphis ... three-yard TD reception at Miami (Fla.) was the shortest of his career ... tied a season-best with nine receptions for 172 yards and two TDs against East Carolina ... finished with six catches for 39 yards at Temple ... totaled three catches for 47 yards against Houston.

**2013:** Received an immediate eligibility waiver from the NCAA and did not have to sit a year in residence ... made two catches for 17 yards in road loss to Illinois (09/07)... had a 40-yard touchdown reception in the win over Northwestern State (09/14)...caught two passes for 37 yards with each being a touchdown grab in a conference loss at USF (10/05)...grabbed two catches for 93 yards, including a 56-yard reception, in the Homecoming victory over UConn (10/19)...had one catch for 22 yards versus Memphis (10/30)... made two catches for 69 yards, including a 62-yard touchdown, against SMU (11/09)...had three touchdown catches for 124 yards, including a career long 66-yard grab, in the rout of Rutgers (11/16)...made one catch for 57 yards in the loss to Louisville (12/05).

**2012 (Arkansas):** McKay played in all 12 games and made 10 starts, collecting 21 catches for 317 yards and two touchdowns. His receiving yards were second on the team, and he tied for fourth on the team in catches and touchdown receptions. He tied for third among freshmen in the SEC with eight catches of 15 or more yards, and tied for fourth among the conference's freshmen with three receptions of at least 25 yards. His touchdowns total ranked fourth among freshmen in the SEC, and his receiving yards were fifth among freshmen in the conference. He caught one eight-yard pass in his collegiate debut, a 49-24 win vs. Jacksonville State. He caught two passes for a season-high 74 yards, including a season-long 61 yarder, and one touchdown vs. ULM. He made one catch for seven yards vs. No. 1 Alabama and one 32-yard catch the next week vs. Rutgers. He caught two passes for 14 yards at Texas A&M. He made three receptions for 36 yards in the 24-7 win at Auburn and caught three passes for 22 yards in the next week's 49-7 victory vs. Kentucky. He hauled in three receptions for 49 yards at No. 12 South Carolina and three passes for 30 yards at Mississippi State. He caught two passes for 45 yards and one touchdown in the season finale vs. No. 8 LSU.

**PRIOR TO UC:** McKay was a two-sport standout at Moore High School, excelling on the gridiron and for the basketball team. He was ranked as the No. 2 overall prospect in

Kentucky and as the No. 48 wide receiver in the country by 247Sports.com, and ESPN tabbed him as the second-team all-state forward in basketball prior to his senior season. As a senior, he was a first-team all-district selection and earned honorable-mention all-state accolades after catching 38 passes for 894 yards and 13 touchdowns. In his junior season, he was named first-team all-district as he helped lead the Mustangs to the second round of the state playoffs by recording their first playoff win since 2001. He also was an all-region performer in his junior season. He was coached at Moore by Robert Johnson. McKay chose Arkansas over Ole Miss after also receiving interest from Tennessee, Kentucky and Louisville for football and many others for basketball ... grandson of Lillian Johnson.

Receiving	G	Rec	Yards	Yds/Rec	Long	TD	Yds/G
2013	13	16	485	30.3	66	7	37.3
2014	13	44	725	16.5	80	8	55.8
<b>TOTAL</b>	<b>26</b>	<b>60</b>	<b>1210</b>	<b>20.2</b>	<b>80</b>	<b>15</b>	<b>46.5</b>

52

## KEITH MINOR

DT • 6-4 • 271 • FR. • RS • TYLER, TEXAS/CHAPEL HILL

**2014:** Redshirted.

**PRIOR TO UC:** A two-star prospect by 247Sports.com and Rivals.com ... two-way player at both offensive and defense line ... also played multiple spots on the defensive line due to size and ability ... part of an offensive line unit that rushed for 292.9 yards per game and 54 rushing scores ... named First-Team 3A-16 All District at defensive line in 2013 ... earned a second team spot on the defensive line from the Tyler Morning Telegraph and ETFinalScore.com All-East Texas Football Team ... an honorable mention selection to the Texas APSE Class 3A all-state football team ... recorded a 4.62 pro agility time at the ETSN.fm Football Recruiting Combine in May 2013 ... part of a 14-0 Class 3A Division 1 State Championship Team in 2011.

15

## CHRIS MOORE

WR • 6-2 • 203 • SR. • 3L • TAMPA, FLA./THOMAS JEFFERSON

**2014:** Sits fifth on UC's career chart with 19 TD receptions ... has 26 catches for 570 yards and six TDs in 2014 ... opened the year with a pair of catches for 23 yards and a TD against Toledo ... had a 12-yard touchdown reception against Miami (Ohio) ... had three receptions for 221 yards and three TDs (60, 83, 78) against Ohio State, setting UC, AAC and NCAA FBS records with his 73.7 yards per catch average ... his YPC average broke the NCAA mark of 72.7, held by Terry Gallaher of ECU since Sept. 13, 1975. Gallaher had three receptions for 218 yards (82, 77, 59) against App. State ... named the CFPA's National Wide Receiver of the Week as well as the American Offensive Player of the Week ... had five catches for 84 yards vs. Memphis ... added six receptions for 74 yards at Miami (Fla.) ... had two catches for 30 yards ... finished with two receptions for 22 yards versus Houston ... tallied TD receptions of 31 and 43 yards in the Military Bowl.

**2013:** Snatched two catches for 58 yards in the season-opening win over Purdue (08/31)...had three catches for 45 yards in the road loss to Illinois (09/07)...recorded three catches for 19 yards and a touchdown versus Northwestern State (09/14)...caught three balls for 36 yards at Miami (Ohio) (09/21)...scored a touchdown and had 17 receiving yards in the conference loss at USF (10/05)...grabbed four balls for 40 yards and ran once for 20 yards in the win against Temple (10/11)...reeled in two touchdown catches and had 65 yards in the Homecoming win over UConn (10/19)...had three catches for 43 yards at Memphis (10/30)...snatched five balls for 37 yards and a score against SMU (11/09)...posted 75 yards and two touchdowns in the rout of Rutgers (11/16)...caught four balls for 72 yards and a pair of scores in win at Houston (11/23)...had a career high seven receptions and for 92 yards, which is also a career high, in the loss to Louisville (12/05).

**2012:** Recorded one special teams tackle against Rutgers (11/17)... first career touchdown vs. Temple (11/10) on a 65-yard reception ... recorded a 12-yard reception against

Toledo (10/20)...had an 11-yard reception vs. Fordham (10/12).

**2011:** Redshirted.

**PRIOR TO UC:** Named a three-star recruit by Rivals.com, Scout.com, and 247Sports.com ... Rivals.com ranks him as the No. 94 receiver overall while Scout.com lists him at No. 113 ... the Parade All-American helped lead Jefferson to an undefeated season and the Class 3A State Championship ... hauled in 49 catches for 1,500 yards and 21 touchdowns in 2010 ... averaged 107.1 yards per game and 30.61 yards per catch ... led 3A District 8 in receiving yards, yards per catch, and receiving touchdowns ... named Class 3A All-State Honorable Mention in 2010 ... was Jefferson's second-leading receiver in 2009 with 31 receptions for 779 yards and five touchdowns ... had a big game in the Dragons' spring jamboree win over Plant when he caught two touchdowns, including a 51-yard scoring pass on Jefferson's first play from scrimmage ... coached by Mike Fenton ... son of Jennifer Moore ... also recruited by Illinois, Texas Tech, and West Virginia.

Receiving	G	Rec	Yards	Yds/Rec	Long	TD	Yds/G
2011	0	0	0	--	0	0	--
2012	12	4	113	28.3	65	2	9.4
2013	13	45	645	14.3	51	9	49.6
2014	13	30	673	22.4	83	8	51.8
<b>TOTAL</b>	<b>38</b>	<b>79</b>	<b>1431</b>	<b>18.1</b>	<b>83</b>	<b>19</b>	<b>37.7</b>

8

## HAYDEN MOORE

QB • 6-3 • 205 • FR. • RS • CLAY, ALA./CLAY-CHALKVILLE

**2014:** Redshirted.

**PRIOR TO UC:** Enrolled at UC in January 2014 and will participate in spring football ... a three-star recruit by 247sports.com, ESPN.com and Rivals.com ... earned two stars from Scout.com ... ranked as the No. 20 player in the state of Alabama by 247Sports.com ... was 89-of-140 for 1,507 yards and 22 total TDs as a senior ... threw 19 TD passes and rushed for three more ... completed 63.6 of his passes while leading Clay-Chalkville to the second round of the Class 6A Football Championship ... threw five TD passes in the first round of the Class 6A playoffs ... accounted for 430 yards of total offense and seven TDs against Pinson Valley, finished 10-of-15 for 219 yards and four TDs while rushing 15 times for 211 yards and three scores ... as a junior, threw for 1,909 yards and 18 TDs, going 123-for-211 (.634) and ran 143 times for 681 yards and 11 scores ... coached by Heith Luncford ... son of Bart and Valerie Moore ... intends to major in accounting.

## RETURNING PLAYER PROFILES

82

## MAX MORRISON

WR • 6-1 • 182 • SR. • 2L • KENTON, OHIO/KENTON

**2014:** Has played in all 13 games, tallying catches in 12 of 13 contests ... hauled in 45 balls for 458 yards and four TDs on the campaign ... has four or more receptions on seven occasions this season ... had four catches for 51 yards and a TD in the opener against Toledo ... added four receptions for 43 yards against Miami (Ohio) ... tallied three catches for 27 yards at Ohio State ... finished with a single catch for 13 yards against Memphis ... set career marks with six receptions for 84 yards and a score at Miami (Fla.) ... caught three passes for 20 yards at SMU ... finished with five receptions for 42 yards against USF ... added five catches for 57 yards and a score at Tulane ... scored another TD on five catches for 42 yards against East Carolina ... caught two balls for 11 yards at Temple ... had five receptions for 54 yards versus Houston.

**2013:** Grabbed three receptions for 58 yards in the season-opening win over Purdue (08/31) ... reeled in a career high four balls for 45 yards and a touchdown in the road loss to Illinois (09/07) ... caught two balls for a career high 87 yards and a score versus Northwestern State (09/14) ... had two catches for 18 yards against Miami (Ohio) (09/21) ... one catch for 15 yards in the conference loss at USF (10/05) ... garnered three catches for 37 yards in the win over Temple (10/11) ... matched career high receptions with four for 54 yards and a touchdown against UConn (10/19) ... received on ball for eight yards at Memphis (10/30) ... roped in three balls for 42 yards versus SMU (11/09) ... had one catch for 15 yards in the rout of Rutgers (11/16) ... caught three passes for 39 yards at Houston (11/23) ... grabbed one catch for 18 yards in loss to Louisville (12/05).

**2012:** Played in 11 games, mostly on special teams.

**2011:** Redshirted.

**PRIOR TO UC:** A three-star recruit by Scout.com ... An all-state Division IV choice ... led the nation in receptions, with 142, and yardage, with 2,033 ... also caught 27 touchdown passes, averaging 169.4 yards per game and 14.32 yards per catch ... earned a spot on the 2010 U.S. Air Force Medium Schools All-American Team ... finished his career among the all-time receiving leaders with 289 catches, 4,147 yards and 56 touchdowns ... tallied 98 receptions for 1,510 yards and 19 touchdowns as a junior ... coached by Mike Mauk ... son of Tracy and Rick Morrison ... father Rick was a wide receiver at Ball State ... his late grandfather Joe played halfback, quarterback and defense at UC from 1956-58 before playing in the NFL for the New York Giants and later serving as the head coach at the University of South Carolina ... uncle is former Michigan head coach Gary Moeller ... born 6/16/92 ... has two sisters, Kaylee and Jenna ... earned his bachelor's degree in criminal justice in May 2015

Receiving	G	Rec	Yards	Yds/Rec	Long	TD	Yds/G
2012	11	0	0	--	0	0	--
2013	13	29	447	15.4	46	3	34.4
2014	13	45	458	10.2	45	4	35.2
<b>TOTAL</b>	<b>37</b>	<b>74</b>	<b>905</b>	<b>12.2</b>	<b>46</b>	<b>7</b>	<b>24.5</b>

48

## KEVIN MOUHON

DE • 6-1 • 242 • FR. • RS • NORCROSS, GA./NORCROSS

**2014:** Saw action at Miami (Fla.) ... did not record any statistics, but suffered a season-ending injury ... received a medical redshirt.

**PRIOR TO UC:** Four-star recruit according to ESPN.com and Rivals.com ... given three stars by Scout.com and 247sports.com ... rated No. 12 inside linebacker by ESPN.com and No. 26 prospect in the state of Georgia ... ranked No. 13 inside linebacker by Rivals.com and No. 18 prospect in the state of Georgia ... tagged the No. 17 inside linebacker by 247sports.com and No. 29 prospect in Georgia ... picked the No. 26 middle linebacker prospect by Scout.com ... selected for and played in the Army All-American game ... aided Norcross in winning back-to-back Class AAAAAA state championships ... tallied 200

total tackles, garnered three and a half sacks and forced two fumbles during his senior campaign ... recorded 152 stops, five sacks, two interceptions and one fumble recovery his junior year ... brother of UC's Silverberry Mouhon ... coached by Keith Maloof ... chose UC over Tennessee, Florida State, Ohio State, Louisville, among others.

92

## SILVERBERRY MOUHON

DE • 6-3 • 255 • SR. • 3L • NORCROSS, GA./NORCROSS

**2015:** Selected as one of four team captains ... On the watch list for the Lombardi award.

**2014:** Started 11 games at defensive end ... totaled 43 tackles, including 5.0 for a loss, 4.0 sacks, three QB hurries, a forced fumble and a PBU ... had a season best two sacks against East Carolina ... tallied four or more tackles on five occasions ... has set his season high with eight stops twice, at Ohio State and vs. Memphis ... forced a fumble and snagged four tackles against Miami (Ohio).

**2013:** Had a sack-fumble in the season-opening win over Purdue (08/31) ... recorded a tackle in the road loss to Illinois (09/07) ... garnered three tackles and a sack against Northwestern State (09/14) ... posted three tackles and one and a half sacks in the triumph over Miami (Ohio) (09/21) ... posted three tackles in the conference loss at USF (10/05) ... notched a career high six tackles in the win over Temple (10/11) ... grabbed five tackles, including a pair of sacks, in the Homecoming victory against UConn (10/19) ... had two tackles at Memphis (10/30) ... recorded two tackles and a sack in the rout of Rutgers (11/16) ... matched career high in tackles with six, including two sacks and a forced fumble, in the road win at Houston (11/23) ... tallied five tackles and a sack in loss to Louisville (12/05).

**2012:** Recorded one tackle for a loss of three yards against USF (11/23) ... tallied two solo tackles against Rutgers (11/17) ... recorded one solo tackle against Temple (11/10) ... had a quarterback hurry and an unassisted stop vs. Syracuse (11/03) ... made three tackles at Louisville (10/26), including one solo stop ... earned four tackles at Toledo (10/20) ... racked up three total tackles against Fordham (10/12) ... broke up one pass against Miami (OH) (10/06) ... earned first career reception with a 16-yard pass in win over Virginia Tech (09/29) ... finished with one total stop against Delaware State (09/14) ... recorded first solo tackle in collegiate debut vs. Pittsburgh (09/06).

**2011:** Redshirted ... named UC's Defensive Scout Team Player of the Year.

**PRIOR TO UC:** A three-star recruit by Rivals.com and Scout.com ... as a senior, finished with 80 tackles, 11 sacks and a defensive touchdown ... named a Second-Team all-Gwinnett County selection ... coached by Keith Maloof ... brother Kevin is redshirt freshman on UC's roster ... named after the author AR Silverberry.

Defense	G	Solo	Asst.	Total	Sacks/Yds	TFL/Yards	FF	FR	P Def	Int/Yds
2012	13	8	11	19	1 / 3	1 / 3	1	--	1	--
2013	13	19	22	41	9.5 / 56	12.5 / 64	2	--	1	--
2014	13	20	26	46	4 / 30	5 / 42	1	--	1	--
<b>TOTAL</b>	<b>39</b>	<b>47</b>	<b>59</b>	<b>106</b>	<b>14.5 / 89</b>	<b>18.5 / 109</b>	<b>4</b>	<b>--</b>	<b>3</b>	<b>--</b>

74

## JUSTIN MURRAY

OL • 6-5 • 304 • SR. • 2L • CINCINNATI, OHIO/SYCAMORE

**2014:** Part of an offensive line unit which tallied the second highest yardage total (5,982) in school history in 2014 ... Bearcats ranked in the top five in the American Athletic Conference in scoring offense (2/35.4), passing offense (2/300.2), rushing offense (4/157.6) and total offense (2/457.8) ... UC surrendered only 16 sacks, second in the league ... Murray did not surrender a sack during the season.

**2013:** Part of an offensive line unit that allowed only 12 sacks during the regular season, leading the American and tied for 11th best in the NCAA FBS ... Bearcats averaged 4.2 yards per carry and 168.5 yards per game on the ground, leading the American Athletic

Conference ... UC also led the league in total offense, averaging 482.3 yards per game ... the Bearcats are on pace to be the most prolific offense in school history, totaling 5,788 yards and needing 30 yards of total offense in the Belk Bowl to surpass the previous record mark of 5,817 yards, set in 2009.

**2012:** Played in one game.

**2011:** Redshirted.

**PRIOR TO UC:** A three-star recruit by ESPN.com, Rivals.com, and Scout.com ... Rivals.com lists him as the No. 64 offensive line prospect and the No. 42 player in the State of Ohio ... OhioVarsity.com lists him as the No. 13 offensive lineman in Ohio ... Scout.com ranks him as the No. 68 offensive lineman ... a two-year starter for the Aviators ... named a 2010 Football All-Star by the Cincinnati Enquirer ... a two-time First-Team All-Greater Miami Conference selection in 2009-10 ... also lettered in track and field ... earned First-Team All-GMC honors in both the shot put and discus and was named GMC Field Athlete of the Year in 2010 ... coached by Scott Dattilo ... son of Vikki Murray ... mother is a UC graduate ... born 4/19/93 ... has one brother; Brandon ... volunteers with the House of God Church ... cousin Rico Murray played for the Cincinnati Bengals and currently plays with the Hamilton Tiger-Cats of the CFL.

99

ALEX PACE

DT • 6-2 • 295 • JR. • 1L • CLEVELAND, OHIO/GINN ACADEMY

**2014:** Played in 12 games ... accumulated 18 tackles, including three for loss.

**2013:** Did not see action.

**2012:** Redshirted.

**PRIOR TO UC:** Ranked as a three-star recruit by Scout.com and 247sports.com ... ranked as the No. 50 recruit in Ohio and the No. 64 defensive tackle in the nation by 247sports.com ... ranked No. 25 in the top 50 Northeast Ohio high school football players of 2011 by the Cleveland Plain Dealer ... recorded 42 tackles, nine sack and three forced fumbles as a junior at Glenville Academic Campus ... chose UC over offers from North Carolina, Syracuse, and West Virginia among many others ... coached by Ted Ginn Sr.

Defense	G	Solo	Asst.	Total	Sacks/Yds	TFL/Yards	FF	FR	P Def	Int/Yds
2013	2	--	--	--	--	--	--	--	--	--
2014	12	6	12	18	--	3 / 10	--	--	--	--
<b>TOTAL</b>	<b>14</b>	<b>6</b>	<b>12</b>	<b>18</b>	--	<b>3 / 10</b>	--	--	--	--

9

LEVITICUS PAYNE

LB • 5-10 • 191 • SR. • 3L • SOUTHFIELD, MICH./SOUTHFIELD

**2014:** Started 12 games at strongside LB ... missed the Miami game due to an injury suffered vs. Memphis ... totaled 55 tackles, two fumble recoveries, a sack and interception ... opened the campaign with five tackles against Toledo ... added three stops and a sack against Miami (Ohio) ... had a career high 11 stops at Ohio State ... tallied eight tackles at SMU ... finished with six solo stops against USF ... had five tackles at Tulane ... recorded two tackles against East Carolina ... snagged his first interception at UConn and added two tackles ... finished with four solo stops at Temple ... had nine tackles in the regular-season finale against Houston.

**2013:** Garnered a tackle in the road loss to Illinois (09/07)...posted two tackles against Northwestern State (09/14)...assisted on two tackle in triumph over Miami (Ohio) (09/21)...had two tackles in the conference loss at USF (10/05)...aided on two tackles in the win over Temple (10/11)...tallied two tackles in the win against SMU (11/09)...posted a career high six tackles in the rout of Rutgers (11/16)...notched three tackles in the win at Houston (11/23)...had three tackles in the loss to Louisville (12/05).

2012: Tallied one solo tackle against USF (11/17)... recorded one solo tackle against Temple (11/10) ... had fourth solo tackle of the year against Syracuse (11/03) ... made two tackles at Louisville (10/26) ... earned a tackle vs. Miami (OH) (10/06) ... recorded first career stop against Virginia Tech (09/29).

**PRIOR TO UC:** Rated as a three-star recruit by Rivals.com, Scout.com and 247sports.com ... ranked as the #16 prospect in the class of 2012 in the state of Michigan by Rivals.com ... graded as the #70 cornerback in the class of 2012 by Scout.com ... rated as the #90 cornerback in the class of 2012 and the #27 prospect in the class of 2012 in the state of Michigan by 247sports.com ... rated as the #83 cornerback in the class of 2012 and the #34 prospect in the class of 2012 in the state of Michigan by ESPN ... chose UC over Bowling Green, Iowa and Toledo.

Defense	G	Solo	Asst.	Total	Sacks/Yds	TFL/Yards	FF	FR	P Def	Int/Yds
2012	13	7	1	8	--	--	--	--	--	--
2013	13	15	9	24	--	1 / 1	--	1	1	1 / 0
2014	13	38	19	57	2 / 14	5.5 / 23	--	2	7	1 / 0
<b>TOTAL</b>	<b>39</b>	<b>60</b>	<b>29</b>	<b>89</b>	<b>2 / 14</b>	<b>6.5 / 24</b>	--	<b>3</b>	<b>8</b>	<b>2 / 0</b>

14

JJ PINCKNEY

CB • 6-3 • 188 • FR. • RS • SYLVANIA, OHIO/SOUTHVIEW

**2014:** Redshirted

**PRIOR TO UC:** A three-star recruit according to ESPN.com, Rivals.com, Scout.com and 247sports.com ... ranked No. 48 athlete in the 2014 class according to Rivals.com and No. 56 prospect in Ohio ... No. 71 athlete according to 247sports.com and No. 57 prospect in the state of Ohio ... ranked No. 119 wide receiver on Scout.com ... listed as No. 162 wide receiver on ESPN.com and No. 64 in the state of Ohio ... coached by Jim Mayzes ... chose UC over offers from Michigan State, Minnesota, Kentucky, Boston College, among others.

87

JUSTIN SAWMILLER

WR • 6-1 • 189 • FR. • RS • KENTON, OHIO/KENTON

**2014:** Redshirted.

**PRIOR TO UC:** Walk-on receiver joined the Bearcats just prior to fall camp in 2014 ... team finished 13-1 and fell to eventual state champion Clinton-Massie in the 2014 OHSAA Division IV State Semifinals ... MaxPreps 2013 Medium Schools First-Team All-American at WR ... an Associated Press Division IV All-State Team and JHuddle All-Ohio First Team selection as well as earning All-Northwest District honors ... nominee for the Ohio National Guard JHuddle Offensive Player of the Year ... according to records compiled by the National Federation of State High School Associations, Sawmiller's career receptions rank first and his TD catches second on the all-time national lists ... caught 445 balls for 6,277 yards and 59 TDs at Kenton ... finished his Kenton career as the national leader in career receptions with 434 ... his 6,248 career receiving yards rank second all-time nationally ... set Ohio records for single-season receptions (156), single-season receiving yards (2,313), career receptions and career receiving yardage ... his 24 receptions against Bryan in the D-IV Region 12 final is the second most ever in a game in state history. He has 59 career TD receptions ... as a senior, had 158 receptions for 2,342 yards and 22 TDs ... named the Most Outstanding Player at the 69th annual Ohio North-South Classic ... had five catches for 112 yards for the South, including a 6-yard touchdown from Centerburg's Tyler Stoyke with 4:29 left in the fourth quarter ... had 128 receptions for 1,810 yards and 16 TDs as a junior ... hauled in 137 catches for 1,813 yards and 19 TDs as a sophomore ... had 22 catches for 312 yards and a pair of TDs his freshman season ... coached by Mike Mauk.

## RETURNING PLAYER PROFILES

32

## LINDEN STEPHENS

CB • 6-0 • 180 • SO. • 1L • EUCLID, OHIO/EUCLID/FORK UNION MILITARY

**2014:** Played in all 13 games ... recorded 19 tackles and one interception ... also broke-up four passes ... recorded his first career interception in the win over USF (10/24).

**PRIOR TO UC:** Joins UC after a year at Fork Union Military Academy ... was an honorable mention 2012 Associated Press Ohio Northeastern Lakes All-District selection as a senior at Euclid HS ... finished with 43 tackles and five interceptions as a junior ... played in the 2013 OHSFCA North-South Classic and 2013 Cuyahoga County All-Star Football Game ... coached by Tom Gibbons ... son of Mac and Belinda Stephens ... father played collegiately at Minnesota and in the NFL for the Minnesota Vikings and New York Jets ... recruited by Robert Prunty.

Defense	G	Solo	Asst.	Total	Sacks/Yds	TFL/Yards	FF	FR	P Def	Int/Yds
2014	13	9	10	19	--	--	--	--	4	1 / 0
<b>TOTAL</b>	<b>13</b>	<b>9</b>	<b>10</b>	<b>19</b>	<b>--</b>	<b>--</b>	<b>--</b>	<b>--</b>	<b>4</b>	<b>1 / 0</b>

64

## WILL STEUR

OL • 6-4 • 301 • SO. • SQ • CINCINNATI, OHIO/MADEIRA

**2014:** Walk-on OL saw action in three games, at Ohio State, at SMU and at UConn ... part of an offensive line unit which tallied the second highest yardage total (5,982) in school history in 2014 ... Bearcats ranked in the top five in the American Athletic Conference in scoring offense (2/35.4), passing offense (2/300.2), rushing offense (4/157.6) and total offense (2/457.8) ... UC surrendered only 16 sacks, second in the league

2013: Redshirted.

79

## RYAN STOUT

OL • 6-6 • 285 • FR. • RS • SYLVANIA, OHIO/SOUTHVIEW

**2014:** Redshirted.

**PRIOR TO UC:** Played at Sylvania Southview High School ... coached by Jim Mayzes ... Played both ways in high school, but is projected to play offensive line at UC ... helped Southview to a 7-3 record as a senior, including a 6-1 mark in conference play ... rated a three-star prospect by Scout and 247 Sports ... listed as the No. 40 offensive tackle in the nation by Scout and the No. 99 prospect in Ohio by 247 ... chose UC over Kent State, Miami (Ohio) and Akron, among others.

**2014:** Redshirted.

25

## ALEX THOMAS

CB • 6-1 • 170 • FR. • RS • HOLLYWOOD, FLA./CHAMINADE MADONNA

**PRIOR TO UC:** Three-star recruit according to ESPN.com ... a two-star recruit by Rivals.com, Scout.com and 247sports.com ... rated the No. 201 wide receiver in the class of 2014 by ESPN.com and No. 227 prospect in the state of Florida ... ranked No. 298 wide receiver by 247sports.com and No. 274 prospect in Florida ... coached by Marcelo Rodriguez ... committed to UC over offers from Bowling Green, Akron, Minnesota, USF, among others.

50

## SIONE TONGAMOA

DT • 6-1 • 287 • JR. • JC • N. HOLLYWOOD, CALIF./POLYTECHNIC/MERCED COLLEGE

**2014:** Redshirted.

**PRIOR TO UC:** 2013 First-Team All-Golden Gate Conference at Merced ... he totaled 70 tackles, including 39 solo stops and 16 for a loss ... he also recorded eight sacks and an interception ... against Sacramento, he finished with a career-best 14 tackles, four tackles for a loss and 3.5 sacks ... was named CCCAA Co-Defensive Player of the Week for his efforts in the Sacramento game ... also tallied double-digit tackles against Diablo

Valley (12) and Modesto (10) ... as a freshman in 2012, he tallied 25 tackles and a sack in eight games ... threw the javelin for Merced's track and field squad in 2012 with a best toss of 35.82 meters ... coached at Merced by Bob Casey ... played, linebacker, defensive and offensive line at Poly HS in Sun Valley, Calif. ... named 2012 Second-Team All-Los Angeles City Section Division II in 2010 ... recorded 98 tackles, including 76 solo stops in 11 games as a senior (2010) ... coached by Scott Faer.

5

## MIKE TYSON

S • 6-2 • 206 • JR. • 2L • NORFOLK, VA./LAKE TAYLOR/HARGRAVE MILITARY

**2014:** Played in all 13 games with three starts ... grabbed seven tackles in the season opener against Toledo (9/12) ... recovered a fumble and had four tackles in the win over Miami (Ohio) (9/20) ... recorded five tackles and had a pass break-up in the loss to Ohio State (9/27) ... posted a season high nine tackles in the loss to Memphis (10/4) ... had one tackle against Miami (Fla.) (10/11) ... garnered two tackles and half of a tackle for a loss in the rout of SMU (10/18) ... had one tackle in the wins over USF (10/24), Tulane (10/31) and ECU (11/13) ... grabbed three tackles in the triumph over UConn (11/22) ... capped the season off with seven tackles in the Military Bowl loss to Virginia Tech (12/27).

**2013:** Assisted on two tackles versus Northwestern State (09/14)...snatched an interception, which was returned 95 yards, and had two tackles against UConn (10/19)... had a tackle at Memphis (10/30)...grabbed an interception and assisted on two tackles in the rout of Rutgers (11/16)...garnered three tackles in the win at Houston (11/23)... tallied two tackles and a pass breakup in the loss to Louisville (12/05).

**PRIOR TO UC:** A four-star prospect by Scout.com ... earned three stars from Rivals.com and 247Sports.com ... the No. 27 overall prep school prospect in the 2013 class by 247Sports.com ... played his senior season at Hargrave Military Academy ... coached by Troy Davis ... posted eight interceptions in 2011 at Lake Taylor HS in Norfolk, Va. ... also had 43 tackles and two forced fumbles on defense ... added 26 receptions for 600 yards and nine TDs including a pair of returns taken back for scores ... earned player of the year honors on offense in the district as well as first team all-district defensive back ... as a junior Tyson racked up 43 tackles with nine going for a loss along with five sacks, 11 pass break ups and three interceptions with one returned for a TD ... he earned Second Team All-Eastern District honors ... prep coach was Hank Sawyer ... picked UC over Clemson, TCU and Texas Tech.

Defense	G	Solo	Asst.	Total	Sacks/Yds	TFL/Yards	FF	FR	P Def	Int/Yds
2013	9	8	10	18	--	0.5 / 2	--	--	1	2 / 103
2014	13	14	27	41	--	0.5 / 1	--	1	1	--
<b>TOTAL</b>	<b>22</b>	<b>22</b>	<b>37</b>	<b>59</b>	<b>--</b>	<b>1 / 3</b>	<b>--</b>	<b>1</b>	<b>2</b>	<b>2 / 103</b>

47

## JON VINCENT

LS • 6-1 • 219 • SO. • SQ • LOVELAND, OHIO/LOVELAND

**2014:** Did not appear in a game.

**2013:** Redshirted.

19

## SHAQ WASHINGTON

WR • 5-9 • 179 • SR. • 3L • MAPLE HEIGHTS, OHIO/MAPLE HEIGHTS

**2015:** Named to the Biletnikoff Award watch list for the second-straight year ... The redshirt senior averaged 58.5 receiving yards per game and tallied four touchdowns ... had three or more catches in each of the Bearcats' 13 games in 2014 and enters the 2015 campaign with a 26 game streak of catching at least on pass ... currently sits fifth on UC's all-time reception list with 150, and he needs 55 catches in 2015 to top Cincinnati's career chart (204; Gilyard, Goodman and Vann).

**2014:** Led UC's 2014 squad in both catches and receiving yards with 66 receptions for 761 yards ... averaged 58.5 receiving yards per game and tallied four touchdowns ... had three or more catches in each of UC's 13 games in 2014 ... caught a pass in 26-straight games ... his 150 career receptions sits fifth on UC's all-time list ... needs 55 catches in his senior season to top UC's career chart (204/Gilyard, Goodman & Vann) ... opened the campaign with a four catch, 54-yard performance with a TD against Toledo ... had seven receptions for 71 yards against Miami (Ohio) ... had four catches for 27 yards at Ohio State ... finished with three receptions for 16 yards against Memphis ... caught six balls for 65 yards and a TD at Miami (Fla.) ... hauled in three catches for 36 yards at SMU ... caught a career-high 12 balls for 163 yards against USF ... his 12 receptions was one off the UC record of 13 ... finished with four receptions for 36 yards and a leaping one-handed TD grab at Tulane ... play was featured on SportsCenter as one of the Top-10 plays of the night ... had four receptions for 42 yards against East Carolina ... caught six balls for 63 yards at UConn ... hauled in three catches for 25 yards at Temple ... had a 12-yard TD catch and totaled five grabs for 63 yards in the regular season finale against Houston.

**2013:** Had one catch for eight yards in the season-opening win over Purdue (08/31)...reeled in five balls for 83 yards in the road loss to Illinois (09/07)...notched a career high 11 catches for 68 yards in the triumph at Miami (Ohio) (09/21)...returned five punts for 33 yards...grabbed five receptions for 48 yards in the conference loss at USF (10/05)...matched a career high 11 catches for 72 yards in the win over Temple (10/11)...snatched four balls for 52 yards against UConn (10/19)...matched a career high 11 receptions for 96 yards at Memphis (10/30)...returned one punt for a career long 35 yards...reeled in eight catches for 51 yards versus SMU (11/09)...caught six balls for 123 yards and a touchdown in rout of Rutgers (11/16)...also went 2-for-2 passing for 40 yards and a touchdown...had 10 catches for a career high 132 yards in win at Houston (11/23)...had one catch for 11 yards in loss to Louisville (12/05).

**2012:** Had three catches for 24 yards against Delaware State (09/14), including a pass for 16 yards.

**2011:** Played in the first five games of the season, recording three catches for 14 yards ... caught three balls for 14 yards against Akron ... enrolled at UC in January, 2011 and will participate in spring football ... played quarterback in high school, but will transition to inside receiver at UC

**PRIOR TO UC:** A three-star recruit by Rivals.com, Scout.com, ESPN.com, and 247Sports.com ... 247Sports ranks him as the No. 18 recruit in the state of Ohio ... was a two-time Plain Dealer Offensive Player of the Year ... tallied 1,730 yards of total offense and scored 20 TDs in the regular season ... completed 72 of 114 passes (63 percent) for 1,243 yards, a 17-yard average per completion ... threw 14 touchdown passes with one interception ... rushed 60 times for 487 yards (8.1-yard average) and six touchdowns ... holds a career 24-3 record as a starter, 9-1 in the playoffs, and led the Mustangs to the 2010 OHSAA Division II State Championship ... accounted for all seven of Maple Hts. scores in the state championship rushing or passing ... coached by Todd Filtz ... son of Leila and Terence Washington ... born 6/12/93 ... has three siblings, Terence, Jovan and Nathaniel ... wrote a blog documenting his recruiting process for the Cleveland Plain Dealer ... earned his bachelor's degree in organizational leadership in May 2015..

Passing	G	Att	Comp	Pct	Yds	Long	Pass Effic.	TD	Int	Yds/G
2011	5	0	0	--	0	0	--	0	0	0.0
2012	5	0	0	--	0	0	--	0	0	0.0
2013	13	3	3	1.000	40	28	322.0	1	0	3.1
2014	13	2	1	0.500	31	31	180.2	0	0	2.4
<b>TOTAL</b>	<b>36</b>	<b>5</b>	<b>4</b>	<b>0.800</b>	<b>71</b>	<b>31</b>	<b>265.3</b>	<b>1</b>	<b>0</b>	<b>2.0</b>

Receiving	G	Rec	Yards	Yds/Rec	Long	TD	Yds/G
2011	5	3	14	4.7	8	0	2.8
2012	5	3	23	7.7	16	0	4.6
2013	13	78	783	10.0	43	1	60.2
2014	13	66	761	11.5	40	4	58.5
<b>TOTAL</b>	<b>36</b>	<b>150</b>	<b>1581</b>	<b>10.5</b>	<b>43</b>	<b>5</b>	<b>43.9</b>

Rushing	G	Att	Yards	Yds/Att	Long	TD	Yds/G
2011	5	0	0	--	0	0	--
2012	5	1	1	1.0	1	0	0.2
2013	13	5	67	13.4	52	1	5.2
2014	13	8	23	2.9	9	0	1.8
<b>TOTAL</b>	<b>36</b>	<b>14</b>	<b>91</b>	<b>6.5</b>	<b>52</b>	<b>1</b>	<b>2.5</b>

58

## CHAD WEST

OL • 6-6 • 295 • SR. • 2L • PERRY, OHIO/PERRY

**2014:** Part of an offensive line unit which tallied the second highest yardage total (5,982) in school history in 2014 ... Bearcats ranked in the top five in the American Athletic Conference in scoring offense (2/35.4), passing offense (2/300.2), rushing offense (4/157.6) and total offense (2/457.8) ... UC surrendered only 16 sacks, second in the league.

**2013:** Part of an offensive line unit that allowed only 12 sacks during the regular season, leading the American and tied for 11th best in the NCAA FBS ... Bearcats averaged 4.2 yards per carry and 168.5 yards per game on the ground, leading the American Athletic Conference ... UC also led the league in total offense, averaging 482.3 yards per game ... the Bearcats are on pace to be the most prolific offense in school history, totaling 5,788 yards and needing 30 yards of total offense in the Belk Bowl to surpass the previous record mark of 5,817 yards, set in 2009.

**2012:** Did not appear in a game.

**2011:** Redshirted.

**PRIOR TO UC:** Ranked as a three-star recruit by ESPN.com, Rivals.com, and Scout.com ... ESPN.com ranks him in the top-115 of defensive linemen in the 2011 class ... earned First-Team Division IV All-Ohio honors as a senior after notching 83 tackles, 11 tackles for loss, and eight sacks... also earned a spot on the 2010 Associated Press First Team Northeastern Lakes All-District squad, the Lake County Touchdown Club Division B All-Star team, and was named a 2010 News-Herald First-Team All-Star ... totaled 107 tackles, six sacks and two blocked punts as a junior ... named Special Mention Division IV All-Ohio and earned All-Lake County accolades ... coached by Matt Rosati ... son of Kristen Berg and Kurt West ... has five siblings, Ryan, Lauren, Tyler, Gabrielle, and Nadia ... also recruited by Kansas, Syracuse, and West Virginia.

## RETURNING PLAYER PROFILES

23

## HOSEY WILLIAMS

RB • 5-9 • 202 • SR. • 1L • MIAMI, FLA./SOUTHRIDGE/ASA COLLEGE

**2014:** Played in four games with three starts before suffering a season-ending injury ... opened the season with a 103 yard performance against Toledo (9/12) ... received a medical hardship ... earned his bachelor's degree in criminal justice in May 2015.

**2013:** Ran for 70 yards and a touchdown on 15 carries in the season-opening win over Purdue (08/31)...rumbled for 43 yards on five carries in the road loss to Illinois (09/07)...rushed for a career high 117 yards, including a 77-yard burst, on 11 carries and had two touchdowns versus Northwestern State (09/14)...notched 78 yards and a score on 20 rushing attempts against Miami (Ohio) (09/21)...had six carries for 38 yards in Homecoming victory against UConn (10/19)...burst for 90 yards on 14 carries versus SMU (11/09)...rumbled for 39 yards on six carries in the rout of Rutgers (11/16)...ran for 84 yards on 13 carries in the win at Houston (11/23)...had eight rushes for 34 yards in the loss to Louisville (12/05).

**PRIOR TO UC:** A three-star prospect by 247Sports.com ... earned NJCAA First-Team All-America honors as a sophomore at ASA College in Brooklyn, N.Y. ... played in 10 games, rushing for 1,269 yards and 14 touchdowns ... averaged 126.9 yards per contest and 7.2 yards per rush ... was the third-leading rusher in the NJCAA in 2012 ... tallied a season-best 179 yards on 35 carries and a TD against Nassau CC ... rushed for 130 or more yards on five occasions ... had 95 or more yards in all 10 games with four multiple TD games ... played in four games in 2011, finishing with 213 rushing yards and four touchdowns ... coached by Dennis Orlando.

Rushing	G	Att	Yards	Yds/Att	Long	TD	Yds/G
2013	12	115	655	5.7	77	4	54.6
2014	4	26	140	5.4	33	0	35.0
<b>TOTAL</b>	<b>16</b>	<b>141</b>	<b>795</b>	<b>5.6</b>	<b>77</b>	<b>4</b>	<b>49.7</b>

Receiving	G	Rec	Yards	Yds/Rec	Long	TD	Yds/G
2013	12	4	21	5.3	7	0	1.8
2014	4	3	33	11.0	18	0	8.3
<b>TOTAL</b>	<b>16</b>	<b>7</b>	<b>54</b>	<b>7.7</b>	<b>18</b>	<b>0</b>	<b>3.4</b>

61

## KIRK WILLIS

LS • 6-2 • 246 • SR. • 3L • GRANVILLE, OHIO/GRANVILLE

**2014:** Played in all 13 games as a long snapper.

**2013:** Played in all 13 games as a long snapper ... tallied three tackles.

**2012:** Earned a tackle at Toledo (10/20) ... recorded one stop against Virginia Tech (09/29) ... had two stops vs. Pittsburgh (09/06) in UC debut.

**2011:** Redshirted.

**PRIOR TO UC:** Ranked one of the top long snappers in the nation by RayGuy/Prokicker and Kohl's Kicking for the 2011 recruiting class ... has 360 successful snaps under his belt in high school, serving as the varsity snapper since his freshman campaign ... team captain ... earned First Team All-Mid-State League-Ohio honors on the Offensive Line and a spot on the All-Central District Team Special Mention at offensive line ... as a junior, helped lead Granville to the Mid-State League-Ohio Champions ... an All-Mid-State League-Ohio Second Team selection on the offensive line ... also a All-Central District Team honorable mention honoree on the offensive line ... named Granville's Special-Team Player of the Year ... on track to earn twelve varsity letters ... also wrestles and plays lacrosse ... coached by J.R. Wait ... son of Krista and Bill Willis ... father played football at Denison University ... born 10/14/92 ... youngest of 3 children ... has a brother Grant and sister Kaleigh ... earned his bachelor's degree in sport administration in May 2015.

23

## ERIC WILSON

LB • 6-2 • 219 • JR. • 1L • REDFORD, MICH./THURSTON/NORTHWESTERN

**2014:** Totaled 28 tackles, including 3.5 for a loss, three fumble recoveries and a forced fumble on the season ... set a season high with five tackles and a TFL at Ohio State ... had four tackles against both Memphis and at Tulane ... had his first fumble recovery against Toledo in the opener ... jumped on a muffed punt in the end zone at Tulane for a touchdown ... picked up a second fumble recovery from a muffed punt at UConn ... had two stops against Houston.

**2013:** Joined the Bearcats in August of 2013 ... sat out the 2013 season due to NCAA transfer regulations.

**2012 (Northwestern):** Redshirted his true freshman season at Northwestern ... Earned two Practice Player of the Week honors on defense and one on special teams.

**PRIOR TO UC:** ESPN.com three-star and SuperPrep All-Midwest honoree ... Ranked 25th overall prospect in Michigan by ESPN.com ... Ranked No. 50 safety nationally by Rivals.com ... Ranked 68th best linebacker in the nation and 18th best prospect in the state by 247Sports ... Earned all-state, all-conference and all-metro awards ... Named Team MVP ... Recorded 64 tackles with four sacks as a senior ... Part of a Thurston team that won four consecutive conference championships and was the 2010 district champion ... Lettered four years in track, three years in football and one year in basketball ... Captained both football and track teams ... Played both sides of the ball, but has a strong upside as a defensive back ... Honor roll student ... Coached by Bob Snell ... born Eric André Wilson ... Son of Shannon Sisson and Eric Dye.

Defense	G	Solo	Asst.	Total	Sacks/Yds	TFL/Yards	FF	FR	P Def	Int/Yds
2014	13	18	12	30	--	3.5 / 33	1	3	--	--
<b>TOTAL</b>	<b>13</b>	<b>18</b>	<b>12</b>	<b>30</b>	<b>--</b>	<b>3.5 / 33</b>	<b>1</b>	<b>3</b>	<b>--</b>	<b>--</b>

56

## MARK WILSON

DE • 6-3 • 246 • SO. • 1L • HAMPTON, VA./PHOEBUS

**2014:** Appeared in nine games ... recorded three tackles, including one sack.

**2013:** Redshirted.

**PRIOR TO UC:** A two-star commitment by ESPN.com, Rivals.com, Scout.com and 247Sports.com ... team won 52-straight games and three VHSL State Division 5 Championships ... finished his senior season with 65 tackles, 23 sacks and 10 forced fumbles, eight fumble recoveries and was named First-Team All-Peninsula District and Second-Team All-Eastern Region ... also played on the offensive line ... had 70 tackles and 12 sacks as a junior en route to a 13-2 record and a state championship ... coached by Jeremy Blunt ... also ran track ... selected UC over offers from Missouri, Old Dominion and Illinois, among others.

Defense	G	Solo	Asst.	Total	Sacks/Yds	TFL/Yards	FF	FR	P Def	Int/Yds
2014	9	2	1	3	1 / 8	1 / 8	--	--	--	--
<b>TOTAL</b>	<b>9</b>	<b>2</b>	<b>1</b>	<b>3</b>	<b>1 / 8</b>	<b>1 / 8</b>	<b>--</b>	<b>--</b>	<b>--</b>	<b>--</b>

21

## DAVON WITHERSPOON

CB • 6-3 • 201 • FR. • RS • MIAMI, FLA./MCARTHUR

**2014:** Redshirted.

**PRIOR TO UC:** A two-star recruit by Rivals.com ... fast and covers ground quickly ... strong versatile athlete who can play multiple positions ... had 76 tackles and four interceptions and also scored four touchdowns as a senior ... was a BCAA All-County All-Star ... was also an all-county performer in track and field, taking part in the 100 and 200 meters and triple jump ... coached by Andrew Rhoden ... chose UC over Louisville and Western Kentucky among others.

8

## ADRIAN WITTY

CB • 5-10 • 192 • SR. • 3L • DEERFIELD BEACH, FLA./DEERFIELD BEACH

**2015:** Selected as one of four team captains ... earned his bachelor's degree in criminal justice in December 2013 and is working towards a master's degree in health education--exercise/fitness ... UC's most experienced DB, having played cornerback, safety and nickel during his UC career. In 41 career games, he has tallied 90 tackles, including 6.5 for a loss, three sacks, seven PBUs and an interception.

**2014:** Suffered a season-ending injury in the first half of the season opener against Toledo ... received a medical hardship for a sixth year of eligibility.

**2013:** Intercepted a pass for a touchdown and assisted on two tackles in the season-opening win over Purdue (08/31)...garnered three tackles in the road loss to Illinois (09/07)...assisted on three tackles against Northwestern State (09/14)...posted three tackles in the triumph at Miami (Ohio) (09/21)...had a pair of tackles in the conference loss at USF (10/05)...tallied six tackles in the win over Temple (10/11)...recorded six tackles and a pass breakup in the Homecoming victory against UConn (10/19)...had a pass breakup at Memphis (10/30)...notched a career high 11 tackles and a pass breakup versus SMU (11/09)...posted two tackles in the win at Houston (11/23)...garnered four tackles in the loss to Louisville (12/05).

**2012:** Recorded three tackles including two tackles for a loss of 12 yards...tallied two tackles against Rutgers (11/17)... recorded two total tackles against Temple (11/10) ... had a solo tackle vs. Syracuse (11/03) ... earned two more solo tackles at Louisville (10/26) ... had two solo tackles against Toledo (10/20), also had two tackles for a total loss of 10 yards as well as one sack for a loss of nine yards...completed four solo tackles vs. Fordham (10/12) ... earned one tackle against Pittsburgh (09/06) in season opener.

**2011:** Played in 12 of the Bearcats 13 games ... ended the season with 15 total tackles, 10 of which were solo ... forced 1 fumble ... against Akron, had two tackles to go with 1 pass deflection (09/17) ... in the season opener against Austin Peay, had 4 solo tackles along with 1 forced fumble (09/03).

**2010:** Played in three games, recording 1 total tackle against Oklahoma ... received a medical redshirt ... enrolled at UC in January of 2010 and participated in spring football ... originally signed with the University of Michigan out of high school.

**PRIOR TO UC:** A two-star recruit by Rivals.com and Scout.com ... ran the 40-yard dash in 4.4 seconds ... helped lead team to state semifinals as a junior and third round as a senior ... played wide receiver and safety during his career ... recorded 50 tackles and one interception as a senior ... caught four passes for 143 yards and one TD senior year ... named first-team All-Broward County by The Miami Herald as a senior ... listed No. 25 on the Broward County Top 25 rankings by the Orlando Sun Sentinel ... earned Class 6A third-team all-state selection as a junior ... played in the Miami-Dade vs. Broward All-Star game ... coached by Art Taylor.

Defense	G	Solo	Asst.	Total	Sacks/Yds	TFL/Yards	FF	FR	P Def	Int/Yds
2010	4	1	0	1	--	--	--	--	--	--
2011	12	10	5	15	--	--	1	--	1	--
2012	11	16	9	25	3 / 21	4.5 / 23	1	--	2	--
2013	13	27	19	46	--	2 / 3	--	--	4	1 / 41
2014	1	2	1	3	--	--	--	--	--	--
<b>TOTAL</b>	<b>41</b>	<b>56</b>	<b>34</b>	<b>90</b>	<b>3 / 21</b>	<b>6.5 / 26</b>	<b>2</b>	<b>--</b>	<b>7</b>	<b>1 / 41</b>

10

## LUKE WRIGHT

QB • 6-4 • 204 • FR. • RS • ATLANTA, GA./HOLY INNOCENTS' EPISCOPAL

**2014:** Redshirted.

**PRIOR TO UC:** Passed for 1,080 yards and eight TDs and also rushed for 450 yards and six additional scores as a senior ... First-Team All-Region selection at QB ... team Captain senior year and led the team to the Elite 8 in the playoffs ... played in and was also named captain in the North Fulton/Forsyth Senior Bowl Game ... named the North Fulton Forsyth Offensive Player of the Year ... two-year starter ... rushed 26 times for 209 yards and a TD as a junior ... was 44-of-87 for 587 yards with 4 TDs ... invited to the Elite 11 Atlanta Regionals after his junior season ... also was a catcher on the region championship baseball team as a sophomore ... son of Paige and Jon Wright ... coached by Ryan Livezey.

## NEWCOMERS

12

## CHRISTIAN ANGULO

CB • 6-2 • 183 • FR. • HS • GIBSONTOWN, FLA./EAST BAY

Tabbed as a two-star prospect by 247Sports.com, Rivals.com and Scout.com ... named First Team All-Conference, First Team All-County and First Team All-Area his senior season ... recorded 26 tackles, three interceptions and forced two fumbles in 2014 ... tallied 33 tackles, two interceptions and seven pass break-ups in 2013 ... coached by Frank LaRosa ... picked UC over Temple, South Alabama, North Dakota and Florida International.

75

## REED ARMAGOST

OL • 6-7 • 238 • FR. • HS • GAINESVILLE, FLA./GAINESVILLE

Listed as a two-star prospect by 247sports.com, Rivals.com, Scout.com and ESPN.com ... viewed as a tight end by most sites but will play offensive tackle ... ranked as the No. 38 tight end-y by ESPN.com ... coached by Bruce Miller ... selected UC over USF, Western Kentucky and Louisiana-Lafayette.

55

## CALEB ASHWORTH

DE • 6-3 • 240 • FR. • HS • DRY FORK, VA./TUNSTALL

Ranked a three-star prospect by 247sports.com, Rivals.com and ESPN.com ... viewed as the No. 37 prospect in the state of Virginia by Rivals.com ... tabbed the No. 38 prospect in the state of Virginia and No. 98 defensive end in the 2015 class by ESPN.com ... has tallied 386 tackles, 36 sacks and forced nine fumbles in his career ... posted back-to-back 100 tackle seasons his junior and senior year ... recorded double-digit sacks in 2013 and 2014 ... coached by Buddy Brown ... chose UC over Maryland, North Carolina, Virginia Tech and others.

85

## BRAYDEN BEARD

WR • 5-8 • 180 • FR. • HS • FREDRICKSBURG, TEXAS/IMG ACADEMY

Walk-on wide receiver comes to UC after finishing his senior season at IMG Academy in Bradenton, Fla. ... finished with 15 receptions for 253 yards and four touchdowns ... added a 61-yard punt return TD ... named one of the Top-15 recruits in the San Antonio area by the San Antonio Express-News ... IMG teammate of OL Evan Mallory ... coached by Chris Weinke ... caught 48 balls for 817 yards and 11 TDs as a junior at Fredericksburg High School in Texas ... also rushed for 176 yards and an additional two scores ... on defense, he totaled 100 tackles, including 13 for a loss, 10 PBUs, three forced fumbles, an interception and a sack ... a 2013 Class 3A Region IV Elite 1st Team wide receiver and Region IV Elite Second Team defensive back ... Texas Sportswriters Association Third Team All-State defensive back and earned honorable mention honors at wide receiver ... named Team MVP and District 27-3A MVP ... Also First Team All-Area San Antonio Sub 5A Academic All-District ... as a sophomore, tallied 113 tackles, including seven for a loss, seven PBUs, two interceptions and a forced fumble ... offensively, rushed for 376 yards and a pair of TDs and caught 11 receptions for 109 yards and a TD ... earned first-team all-district honors at DB and second-team all-district accolades at punter ... named 2012-13 Mr. Football by his teammates ... had eight catches for 79 yards and a TD as a freshman ... totaled 109 tackles on defense, nine for a loss, with three interceptions, one for a TD and a forced fumble ... was the District 27-3A Newcomer of the Year and a first-team all-district honoree at DB ... also was named to the All-Central Texas Team ... coached by Lance Moffett ... also played baseball ... son of Tiffany and Robert Beard ... born March 18, 1996.

24

## TAYLOR BOOSE

RB • 6-0 • 200 • FR. • HS • CLIFTON, VA./CENTREVILLE

Listed as a three-star prospect by 247sports.com, Rivals.com and ESPN.com ... ranked the No. 27 prospect in the state of Virginia and No. 67 running back in the 2015 class by ESPN.com ... 247sports.com has him as the No. 34 prospect in Virginia and No. 5 fullback in the 2015 class ... rated No. 38 prospect in Virginia by Rivals.com ... listed as the No. 4 running back in Virginia by Scout.com ... rushed for 1,302 yards and 20 touchdowns in just nine games in 2014 ... aided Centreville to a state championship in 2013 ... coached by Chris Haddock ... selected UC over Wake Forest, Temple, Nevada and others.

24

## MALIK CLEMENTS

S • 6-0 • 193 • FR. • HS • DANVILLE, VA./GEORGE WASHINGTON

Listed as a three-star recruit by 247sports.com, Scout.com and ESPN.com ... played both safety and wide receiver ... ranked the No. 36 prospect in the state of Virginia and No. 81 safety in the 2015 class by 247sports.com ... tabbed the No. 2 safety in Virginia and No. 120 in the 2015 class by Scout.com ... rated the No. 46 prospect in Virginia and No. 124 safety in the 2015 class by ESPN.com ... caught 54 passes for 980 yards and 12 touchdowns in 2014 ... recorded 83 tackles and six interceptions in 2013 while also reeling in 34 passes for 648 yards and 11 touchdowns ... coached by Nick Anderson.

44

## MARQUISE COPELAND

DE • 6-3 • 260 • FR. • HS • BEDFORD, OHIO/BEDFORD

Labeled a three-star recruit by 247sports.com, Rivals.com, Scout.com and ESPN.com ... ranked the No. 33 prospect in the state of Ohio and No. 34 weak-side defensive end in the 2015 class by Rivals.com ... tabbed the No. 38 prospect in Ohio and No. 41 weak-side defensive end in the 2015 class by 247sports.com ... listed as the No. 2 middle linebacker in Ohio and No. 25 middle linebacker in the 2015 class by Scout.com ... tagged the No. 29 prospect in Ohio and No. 53 outside linebacker in the 2015 class by ESPN.com ... recorded 29 total tackles and 4.5 sacks in 2014 ... coached by Sean Jackson ... chose UC over Illinois, Louisville, Indiana, Kentucky and others.

## JOSIAH DEGUARA

TE • 6-3 • 221 • FR. • HS • FOLSOM, CALIF./FOLSOM

A two-star prep by 247Sports.com and Rivals.com ... tallied 240 receptions for 3,274 yards and 42 touchdowns as a prep ... Bulldogs went 16-0 and won the CIF State Division I Championship in 2014 ... earned MaxPreps 2014 California Division I All-State Football Team honors at TE and grabbed Sacramento Bee First-Team All-Metro honors as a hybrid back in 2014 ... totaled a career best 114 receptions for 1,671 yards and 24 scores as a senior ... named Sacramento Bee High School Player of the Week after hauling in nine receptions for 219 yards and four touchdowns in a 63-0 win over Granite Bay ... earned Sacramento Bee All-Metro honors for a 14-1 team in 2013 ... finished with 104 receptions for 1,354 yards and 16 touchdowns as a junior ... had 22 catches for 249 yards and two TDs as a sophomore in 2012 ... part of three-straight San Joaquin Section Division 2 Championship teams ... was a co-captain and starter for FHS' basketball team that took home a Northern California Championship in 2013-14 and also played baseball in high school ... chose Cincinnati over the Air Force Academy ... coached by Kris Richardson and Troy Taylor.

17

## MATTHEW DRAPER

LB • 6-0 • 213 • FR. • HS • SOUTH EUCLID, OHIO/BRUSH

Rated a three-star prospect by 247sports.com, Rivals.com, Scout.com and ESPN.com ... listed as the No. 40 prospect in the state of Ohio and the No. 52 outside linebacker in the 2015 class by 247sports.com ... tabbed the No. 51 recruit in Ohio and No. 89 outside linebacker in the 2015 class by ESPN.com ... rated the No. 55 prospect in Ohio by Rivals.com ... listed as the No. 5 middle linebacker in Ohio and No. 44 middle linebacker in the 2015 class by Scout.com ... recorded 86 tackles and forced three fumbles in 2014 ... coached by David Allenick ... played three years at Glenville HS for Tedd Ginn Sr. ... son of Lisa Debose ... brother Shane Belle just finished a four-year career as a receiver at Ball State ... another brother, Sean Draper, is a rising senior defensive back at Iowa ... chose UC over Duke, Louisville, Kentucky and others.

34

## JOSHUA HOLLOWMAN

RB • 5-11 • 188 • FR. • HS • AUBURN HILLS, MICH./AVONDALE

Cited as a three-star prospect by 247sports.com, Rivals.com, Scout.com and ESPN.com ... tabbed as the No. 13 prospect in Michigan and No. 64 running back in the 2015 class by 247sports.com ... listed as the No. 14 prospect in Michigan and No. 65 running back in the 2015 class by Rivals.com ... rated the No. 4 running back in Michigan and the No. 75 running back in the 2015 class by Scout.com ... labeled the No. 18 prospect in Michigan by ESPN.com ... earned second-team accolades on the MLive Detroit Dream Team ... tallied 2,850 rushing yards and 41 rushing touchdowns in three seasons as Avondale's feature running back ... rushed for 1,164 yards on 111 carries and scored 18 touchdowns as a junior ... averaged 129.3 yards per game and 10.49 yards per carry ... coached by Steven Deutsch ... speedster reportedly ran a 4.26 40-yard dash at an Alabama camp in 2013 ... the 2014 Michigan High School Athletic Association Division II State Champion in the 100 (10.75) and 200 (22.21) meters ... was the 2013 MHSAA Division I State Champion in the 100 meters (11.11) ... also took home the regional and Oakland County crowns in the 100 ... selected UC over Akron, Central Michigan, Toledo and others.

45

## BRYCE JENKINSON

LB • 6-1 • 235 • FR. • HS • GREENVILLE, OHIO/GREENVILLE

A three-star prospect by 247sports.com and Rivals.com ... finished with 102 tackles as a senior, 23 solo stops and 79 assists ... also had 1.5 sacks and a fumble recovery ... tallied six catches for 56 yards and two TDs ... had six straight double-digit tackles games, including a season-best tally of 15 stops against Butler ... earned First-Team All-Greater Western Ohio Conference honors ... GWOC North Athlete of the Year and a First-Team All-GWOC North honoree ... finished the 2013 season with 133 tackles (43 solo, 90 assisted) in a 10-game campaign ... also added a pair of quarterback sacks, a forced fumble and fumble recovery ... totaled double-digit tackles in nine of 10 games and had a season-best 20 tackles against Troy ... earned First-Team All-GWOC North honors in 2013 ... had 46 tackles, 1.5 sacks and a 90-yard interception return for a TD in three games as a sophomore in 2012 ... in his freshman campaign, tallied 56 tackles, including 41 solo stops and a sack ... chose UC over Air Force, Navy and Yale ... coached by Aaron Shaffer ... son of Becky and Kevin Jenkinson ... born April 11, 1996.

98

## LYNDON JOHNSON

DT • 6-6 • 277 • JR. • JC • WEST POINT, MISS./WEST POINT/HOLMES CC

Joins the Bearcats after two years at Holmes Community College in Mississippi ... had 30 tackles with six sacks and nine tackles for loss as a sophomore ... named First-Team All-State by the Mississippi Association of Community and Junior Colleges ... earned a MACJC honorable mention selection after totaling 15 tackles, three sacks for 19 yards, three tackles for loss for 14 yards and a pass breakup as a freshman ... coached by Jeff Koonz, father of Bearcats LB coach Jeff Koonz, who recruited Johnson with Robert Prunty.

17

## JAMIL KAMARA

WR • 6-2 • 210 • SO. • TR • VIRGINIA BEACH, VA./BISHOP SULLIVAN CATHOLIC/VIRGINIA

Comes to UC after spending the 2014 season at Virginia ... will sit out the campaign due to NCAA transfer rules ... appeared in five of UVa's 12 games ... made collegiate debut against Richmond ... one of four true freshmen to appear for the Cavaliers ... caught only pass of the season in debut against Richmond for six yards ... also saw time at No. 21 BYU, vs. Kent State, vs. Pitt and at Virginia Tech ... also saw time on special teams ... prepped as a wide receiver at Bishop Sullivan Catholic High School for head coach Carl Turner ... ESPN 300 recruit ... Rivals.com's No. 17 wide receiver recruit ... Rivals.com and 247Sports' No. 6 overall recruit in the Commonwealth of Virginia ... rated a four-star recruit according to ESPN.com, Rivals.com, Scout.com and 247Sports ... helped lead Bishop Sullivan Catholic to a 12-0 record and a VISAA Division II state championship ... it was Sullivan Catholic's first state championship in school history ... named first-team Virginian-Pilot All-Tidewater and private school all-state after grabbing 69 receptions for 1,399 yards and 23 touchdowns ... was the VISAA Tidewater stat leader in receiving yards with 1,399 and ranked No. 3 in points 138 ... played in the U.S. Army All-American game and the Chesapeake Bowl ... spent first two years of high school at Princess Anne High School in Virginia Beach where he was honorable mention All-Beach District as a freshman and second-team as a sophomore ... name is pronounced Ja-Meal Ka-Mare-a.

42

## ANTONIO KINARD

LB • 6-4 • 220 • JR. • JC • YOUNGSTOWN, OHIO/LIBERTY/ARIZONA WESTERN

Joins the Bearcats after two seasons at Arizona Western College in Yuma, Ariz. ... a consensus three-star prospect ... was a 2013 National Junior College Athletic Association (NJCAA) First-Team All-American after tallying a team and conference best 106 tackles, 16.5 for a loss, 1.5 sacks, a forced fumble, fumble recovery and an interception for the Matadors ... also named Defensive Player of the Year and a First-Team All-Conference honoree in both the Western States Football League and Arizona Community College Athletic Conference ... his tackle total led the team by 41 stops ... entering 2014, he was named to College Football America's Junior College Starting Lineup, CFA's version of an All-America team ... limited to one half of football in 2014 due to injury ... totaled nine tackles and a pass break up in first half of the season opener prior to missing the rest of the season ... coached by Tom Minnick ... attended Liberty High School (2010) coached by Jeff Whittaker ... three-year starter at linebacker ... also played running back ... Key Statistics ... contributed 40 solo stops, seven TFLs and three sacks as a senior ... recorded 86 tackles and six sacks junior year ... Honors and Rankings ... rated as the No. 103 overall prospect in the Midwest by SuperPrep ... three-star recruit and the No. 52 overall player in the state of Ohio by Rivals.com ... three-star prospect and the No. 94 defensive end prospect according to scout.com ... three-star and the nation's No. 60 outside linebacker by Scouts, Inc. ... named to the Ohio High School Coaches Association North-South All-Star Classic ... son of Antonio Kinard and Sheila Cook.

88

## FRANK LABADY

WR • 5-8 • 159 • FR. • HS • HIALEAH, FLA./CHAMPAGNAT CATHOLIC/MILFORD ACADEMY

Joins UC after a year at Milford Academy ... originally signed with the Bearcats in 2014 ... 247Sports.com lists him as the No. 5 prep school wide receiver ... ranked No. 13 in the Rivals.com Prep School Top-30 ... caught 28 balls for 565 yards and seven TDs for the Falcons ... averaged 20.2 yards per catch and had 140 yards receiving and a TD in the season opener and 136 yards and two TDs in the season finale ... was the Milford Special Teams Player of the Game twice and offensive player of the game once ... coached by Bill Chaplick ... prepped at Champagnat Catholic for coach Mike Tunsil, winning the Florida 2-A state championship after going 14-1 in 2013 ... Rated a three-star athlete by Rivals, as well as a three-star running back by Scout and 247 Sports ... ranked as one of the Top-25 prospects in Miami-Dade by the Miami Herald ... Listed as the No. 82 running back in the country by Scout and the No. 110 player in Florida by ESPN ... Chose Cincinnati over Miami (Fla.), Louisville, Kentucky and Hawaii, among others.

## NEWCOMERS

1

## KAHLIL LEWIS

WR • 6-0 • 192 • FR. • HS • HOLLYWOOD, FLA./MIRIMAR

A consensus three-star prospect by 247Sports.com, ESPN.com, Rivals.com and Scout.com ... 247Sports.com lists him as one of the Top-85 receivers in the country ... The Sun Sentinel tabs Lewis as the No. 16 recruit in Broward and Palm Beach Counties ... finished with 18 receptions for 290 yards and three touchdowns as a senior ... had three receptions for 88 yards and a score in a 42-0 win against Plantation ... tallied four catches for 35 yards against St. Thomas Aquinas ... had a season-high five receptions for 99 yards and a pair of TDs against Cypress Bay ... named to the VarsityPreps.com 2015 Florida Watch List ... had 24 catches for 370 yards and four touchdowns as a junior ... earned Second-Team All-Broward County Class 4A-3A honors with his 4x400-meter relay quartet in 2014 ... also averaged 15.0 ppg as a shooting guard on the basketball team.

76

## EVAN MALLORY

OL • 6-5 • 318 • FR. • HS • BROWNSBURG, IND./IMG ACADEMY

A consensus three-star prospect ... Scout.com lists him as the No. 44 guard in the nation ... ranks among the Top-65 offensive guards in the 2015 class according to 247Sports.com ... strong run blocker who has improved on his pass blocking ... slotted to play inside but has seen time up and down the line ... team was 10-1 overall in 2014 and ranked as high as No. 14 in the national and No. 1 in Florida in the Max Prep rankings ... IMG teammate of WR Brayden Beard ... chose UC over Louisville, Illinois, Indiana and Purdue ... coached by Chris Weinke ... son of Kendra and Jeff Mallory.

53

## TYLER MCGARR

OL • 6-4 • 284 • FR. • HS • HAMILTON, GA./HARRIS COUNTY

Listed as a three-star prospect by ESPN.com and a two-star by 247sports.com, Rivals.com and Scout.com ... tabbed the No. 143 prospect in the state of Georgia and No. 114 offensive guard in the 2015 class by ESPN.com ... rated the No. 203 prospect in Georgia and the No. 122 offensive guard in the 2015 class by 247sports.com ... coached by Dwight Jones.

33

## JAYLYN MINOR

LB • 6-1 • 241 • SO. • JC • NAVASOTA, TEXAS/NAVASOTA/TYLER JC

Junior college player will enroll at Cincinnati with three seasons of eligibility remaining ... suffered an injury which forced him to miss the 2014 season ... a two-star recruit on 247sports.com and Rivals.com ... rated the No. 31 player in Texas and the No. 16 inside linebacker in the class ... played in eight games as a freshman for the Apaches, recording 35 tackles and pair of pass break ups ... combined to record 21 tackles in his first two games, including a career-best 11 stops at Kilgore ... coached by Danny Palmer ... prepped at Navasota HS in Texas ... part of the 2012 Texas 3A State Championship team with a 16-0 record as a senior ... earned first team accolades on the Texas Sportswriters Association Class 3A all-state football team ... also tabbed as a second-team honoree on the Associated Press 3A All-State Football Team ... defensive MVP and First-Team 18 3A All-District selection ... recorded 182 tackles, including 90 solo stops and 57 tackles for a loss ... also added nine sacks, 18 QB hurries, five passes defended, seven forced fumbles, a fumble recovery and a blocked field goal ... tallied three defensive TDs during his prep career ... named to the 2011 Preseason 23-3A All-District Team by the Rockdale Reporter ... responded with 142 tackles, an average of almost 11 per game (10.9) along with 18.0 tackles for a loss and a pair of QB hurries as a junior ... also added three interceptions, four passes defended and a pair of forced fumbles ... was a second-team selection on the 2011 Texas Sports Writers Association's Class 3A All-State Football Team ... totaled 57 tackles and a TFL with a pair of sacks as a sophomore in 2010 ... coached by Lee Fedora ... also involved in the rodeo, taking part in calf roping and steer wrestling ... chose UC over Louisiana Tech, Kansas and TCU.

30

## CHRIS MURPHY

CB • 5-11 • 189 • FR. • RS • MARIETTA, GA./LASSITER/ARKANSAS

Enrolled at Arkansas in January 2014 and joined Cincinnati in August 2014 ... sat out the season due to NCAA transfer regulations and have four years of eligibility remaining in the fall of 2015 ... helped make history his senior season at Lassiter, as the Trojans repeated as Region 5-AAAAAA champions for the first time. Rivals.com ranked him the 41st-best prospect in Georgia and 43rd in the country at his position. He was ranked as the 49th-best cornerback in the nation by ESPN. He finished his final campaign with 31 tackles, five pass breakups, three forced fumbles, two fumble recoveries and one blocked field goal. A second-team all-region selection as a junior, Murphy recorded 19 tackles, 15 pass breakups, three interceptions and one fumble recovery as Lassiter went undefeated with a 10-0 record during the 2012 regular season. As a sophomore, Murphy registered two interceptions, 13 pass breakups and 27 tackles. He was a five-time academic honor roll selection, has played the violin since kindergarten and participates in volunteer work with special education children. He was coached at Lassiter by Jep Irwin. Murphy was originally recruited by Arkansas, Missouri, Vanderbilt, Oklahoma State, Louisville, Arizona and Washington State.

51

## DELONTE MURRAY

OL • 6-5 • 334 • JR. • JC • BURTONSVILLE, MD./SPRINGBROOK/LACKAWANNA

A three-star prospect by ESPN.com and Rivals.com ... 247Sports.com grades him as the ninth best junior college offensive guard and No. 3 JUCO player in Pennsylvania ... listed on ESPN's junior college watch list entering the season ... earned Northeast Football First-Team All-Conference honors in 2013 and second-team accolades in 2013 ... coached by Mark Duda ... chose Cincinnati over James Madison, Toledo and Kansas.

82

## BRAXTON NEAL

WR • 6-3 • 179 • FR. • HS • CINCINNATI, OHIO/LAKOTA WEST

Three-star recruit by Scout.com and ESPN.com ... rated the No. 5 wide receiver in Ohio and No. 113 wide receiver in the 2015 class by Scout.com ... tabbed the No. 70 prospect in the state of Ohio and No. 191 wide receiver in the 2015 class by ESPN.com ... reeled in 31 catches for 458 yards and three touchdowns in 2014 ... coached by Larry Cox ... father Robert Jackson played for the Cincinnati Bengals from 1982-89 ... brother Brandon played at UT Martin ... chose UC over Akron, Eastern Michigan, Indiana State and others.

97

## NORMAN OGLESBY

DT • 5-11 • 265 • FR. • HS • INDIANAPOLIS, IND./BEN DAVIS

Three-star recruit by 247sports.com, Scout.com and ESPN.com ... listed as the No. 23 prospect in the state of Indiana and the No. 96 defensive tackle in the 2015 class ... tabbed the No. 2 defensive tackle in Indiana and the No. 75 defensive tackle in the 2015 class ... cited as the No. 23 player in Indiana and the No. 99 defensive tackle in the 2015 class ... recorded 82 tackles and six sacks in 2014 ... coached by Mike Kirschner ... selected UC over Ball State, Toledo and others.

34

## JOSH PASLEY

K • 6-0 • 193 • JR. • JC • LENEXA, KAN./DESOTO/HIGHLAND CC

Walk-on kicker joins UC after two seasons at Highland CC in Kansas ... named First-Team All-Kansas Jayhawk Community College Conference in 2014 ... scored 67 points in 11 games to lead the squad ... finished 9-of-13 on field goals with a long boot of 45 yards and 40-of-41 on extra points ... career long boot of 45 yards came at Ellsworth CC ... during that game, Pasley scored 11 points, going 2-for-2 on field goals and 5-for-5 on PATs ... as a freshman in 2013, finished 5-of-8 on field goals with a long make of 37 yards ... added a 33-for-38 effort on extra points ... coached by Aaron Arnold at Highland ... prepped at DeSoto HS outside of Kansas City, Kan. ... earned honorable mention All-Frontier League Football Team honors as a senior in 2012 ... was 2-of-6 on

field goals with a long kick of 42 yards as a senior ... finished 15-of-18 on PATs ... also played tight end and hauled in four balls for 75 yards and a receiving TD ... member of National Honor Society and spent three years on the Principal's Honor Roll ... coached by Tom Byers.

**13****AVERY PETERSON**

WR • 6-2 • 200 • SO. • TR • POMPAO BEACH, FLA./ELY/HARGRAVE MILITARY/LSU

Spent two seasons with LSU before opting to transfer to UC during the summer of 2015 ... played in one game at LSU, seeing action against New Mexico State in 2014 ... redshirted as a true freshman in 2013 ... consensus four-star prospect by every major recruiting website ... Amassed 113 catches for 1,752 yards and 20 touchdowns over his three-year stay at Ely High School in South Florida ... Ranked the No. 23 wide receiver prospect in the nation by ESPN in 2012 ... Listed as the No. 36 overall player from the state of Florida and No. 101 prospect in the Southeast according to Scout.com ... Placed No. 7 on the Miami Herald Florida Top 101 list ... The No. 3 recruit on the Miami Herald Broward County Top-25 recruit list ... Played for the white team in the 2012 Under Armour All-American game under former NFL head coach Steve Mariucci ... Played his freshman season of high school at Redemptorist in Baton Rouge and was teammates with current LSU offensive tackle La'el Collins and former All-SEC running back Jeremy Hill ... Attended Hargrave Military Academy in Chatham, Va., following his senior year of high school before enrolling at LSU in January of 2013 ... Coached in high school by Rodney Gray ... parents are Shandra and Patrick Peterson ... younger brother of former LSU All-American cornerback and current Arizona Cardinals All-Pro Patrick Peterson.

**65****IDARIUS RAY**

OL • 6-6 • 312 • JR. • JC • AMARILLO, TEXAS/PALO DURO/LA VALLEY

Ranked as a two-star prospect by 247Sports.com ... listed among the Top-25 junior college offensive tackles ... coached by Juan Navarro ... made three starts on Eastern New Mexico's Lone Star Conference Championship squad in 2013 ... redshirted for the Greyhounds in 2012 ... played defensive tackle until his senior year in high school when he switched to offense.

**12****ROSS TRAIL**

QB • 6-3 • 209 • FR. • HS • WYNNE, ARK./WYNNE

Four-star recruit by ESPN.com ... three-star prospect by 247sports.com, Rivals.com and Scout.com ... labeled as the No. 6 prospect in Arkansas and the No. 21 pro-style quarterback in the 2015 class by 247sports.com ... listed as the No. 8 player in Arkansas and the No. 21 pro-style quarterback in the 2015 class by Rivals.com ... tabbed the No. 6 prospect in Arkansas and the No. 18 pro-style quarterback in the 2015 class by ESPN.com ... chose UC over Louisville, Memphis, Ohio State and others.

**95****BRYAN WRIGHT**

DE • 6-3 • 238 • FR. • HS • NEW CASTLE, DEL./JIREH PREP

Joins the Bearcats after a year at Jireh Prep in Matthews, N.C. ... ranked as the No. 9 player in Rivals.com's Top-25 prep rankings ... a three-star prospect by Rivals.com ... coached by Scott McConnell ... prepped at Howard HS in Wilmington, Del. ... played quarterback for Howard, throwing for 1,619 yards and 16 touchdowns, running for 541 yards and 13 TDs and catching 13 passes for 161 yards and two scores ... kicked off and punted as a senior ... averaged 34.4 yards per punt with a long kick of 52 yards ... was a three-year varsity basketball player who averaged 11.3 points per game and 8.4 rebounds per game as a senior ... averaged 6.7 points per game and 6.4 rebounds per game on Howard's State Championship squad in 2012-13 ... son of Latosha Tillman.

[illegible]



2015 CINCINNATI FOOTBALL



**COACHES & STAFF**

# HEAD COACH TOMMY TUBERVILLE



THIRD SEASON AT CINCINNATI • 20TH SEASON OVERALL (148-85/.633) • SOUTHERN ARKANSAS '76

**T**ommy Tuberville, an 19-year head coaching veteran, was named the 41st football head coach at the University of Cincinnati on Dec. 8, 2012.

Tuberville, widely regarded as one of the top coaches and recruiters in college football, holds a career mark of 149-85. In his first two seasons at UC, he has led the Bearcats to an 18-8 record, a 2014 American Athletic Conference Football Championship and two bowl appearances.

UC finished out its 2014 campaign with a 9-4 record, an American Athletic Conference Championship and a matchup against Virginia Tech in the 2014 Military Bowl presented by Northrop Grumman, benefiting the USO, its eighth post-season appearance in nine seasons.

Cincinnati rebounded from a 2-3 start and finished the regular season 9-3 on a seven-game winning streak with a share of the conference crown, UC's fifth league title in seven years and 14th all-time. The Bearcats placed seven student-athletes on the all-conference team, including OL Eric Lefeld, UC's first three-time, first-team all-league selection since OL Jason Fabin (1995-97).

UC had the most prolific offense in school history in 2013, as the Bearcats led the American Athletic Conference in total offense (472.1) and rushing offense (168.3) with the offense totaling a school-record 6,137 yards. The defense was one of the best in the country, ranking in the top 10 nationally in both rushing defense (6th, 104.5 ypg) and total defense (9th, 315.6 ypg). UC was also among the top 30 in 10 of the 11 primary defensive categories tracked in the national stats, including 14th in scoring defense (21.0 ppg). Nine student-athletes were tabbed with all-conference accolades.

Tuberville's team got it done in the classroom as well. UC posted a team GPA of 2.989 in the winter of 2014, with 55 student-athletes achieved a 3.0 or higher GPA, with 20 Bearcats on the Dean's List for achieving a 3.4 GPA or above. Three student-athletes, Brad Harrah, Lefeld and Kyle Taubenheim, posted perfect 4.0 GPAs during the semester.

He came to UC after three years at Texas Tech, where he led the Red Raiders to a 20-17 mark and a pair of bowl appearances.

He coached one of the nation's best offenses in 2012 as the Red Raiders finished the regular season ranked No. 2 in passing offense (361.9 ypg), No. 7 in passing efficiency (157.51 rtg), No. 21 in total offense (501.4 ypg) and No. 16 in scoring offense, averaging 37.8 points per game. Tech finished with a 7-5 mark and played in the 2012 Meineke Car Care Bowl of Texas.

Texas Tech was one of the nation's most improved defenses in 2012, ranking No. 22 in pass defense and surrendering less than 200 yards passing per game (195.8). That defense held than No. 5/4 West Virginia, one of the nation's most prolific offenses, to its lowest point total of the 2012 season in a 59-14 Red Raiders win.

In 10 seasons at Auburn (1999-2008), Tuberville led the Tigers to 85 overall wins, which ranks fourth in school history. Tuberville led Auburn to seven-straight bowl appearances, including New Year's Day bowl games in four of those years.

In 2004, Tuberville led Auburn to its best season ever as the Tigers won a school-record 13 games and captured the SEC Championship and the NOKIA Sugar Bowl title. Auburn won its first conference title since 1989, including its first outright championship since 1987. Auburn defeated five top 15 teams, becoming just the 10th NCAA Division I-A team to finish 13-0 or better. The Tigers earned their first ever berth in a Bowl Championship Series game and defeated Virginia Tech, 16-13 in the Sugar Bowl. For his efforts, Tuberville was named the AFCA, Associated Press, Paul "Bear" Bryant, FCA, SEC and Walter Camp Coach of the Year.

Tuberville built an Auburn program that excelled both on and off the field. Players flourished under Tuberville's guidance as Auburn earned 36 first-team All-Southeastern Conference awards, eight All-America honors, 26 SEC All-Freshmen accolades, 57 SEC Player of the Week honors, two SEC Player of the Year awards, two Jacobs Awards presented annually to the league's top blocker and one Most Valuable Player of the SEC Championship game.

Coaching stops at perennial college football powers University of Miami and Texas A&M and a four-year head coaching stint at the University of Mississippi gave him the background in building and maintaining a successful program.

During his time at Miami (1986-93) serving on the staffs of Jimmy Johnson and Dennis Erickson, Tuberville was a defensive coach on teams which won three national championships, posted an 87-9 record and played in eight consecutive New Year's Day bowls.

Tuberville began his collegiate coaching career at Arkansas State in 1980, coaching various segments of the Indians' defense over the next five seasons. During a five-year stay at Arkansas State, Tuberville coached defensive backs, nose guards and linebackers. During his final year at ASU, the Indians advanced to the second round of the NCAA Division I-AA playoffs.

He began his coaching career at Hermitage (Ark.) High School where he spent two years as an assistant and two as a head coach. After three straight four-win seasons, Tuberville guided HHS to a 7-3 mark in 1979 before moving to Arkansas State.

During the 2015 season, Tuberville is serving as the president of the American Football Coaches Association. He is a long time member of the AFCA's Board of Trustees. For his numerous achievements during his career, he was inducted into the Arkansas Sports Hall of Fame in February, 2008.

A longtime supporter of the military, Tuberville has strong ties to the Wounded Warrior Project, hosting several games in recent years to benefit injured veterans.

In May 2008, he participated in the inaugural Armed Forces Entertainment Coaches Tour in the Middle East with fellow college coaches Mark Richt of Georgia, Randy Shannon of Miami (Fla.), Jack Siedlecki of Yale and Charlie Weis of Notre Dame.

With a mission to help boost troop morale, the six-day tour made stops at military bases in Germany, Qatar, Bahrain, United Arab Emirates and a visit to the USS Nassau in the Persian Gulf.

In 2013, Tuberville started the Tommy Tuberville Foundation to recognize and support organizations and causes that connect with the beliefs and values of the Tuberville family.

The foundation's motto is Attitude For Life and it will help build homes for members of our military who are recipients of the Purple Heart Medal. Through a supportive alliance with Purple Heart Homes, the Tommy Tuberville Foundation will be making sure these veterans, particularly in Ohio and Indiana, are remembered and have a home that meets their physical needs.

A 1976 graduate of Southern Arkansas University, Tuberville was a letterman at free safety and a two-year member of the golf team at SAU. He is a 1972 graduate of Harmony Grove High School in Camden, Ark.

Tuberville is married to the former Suzanne Fette of Guilford, Ind. They are the parents of two sons, Thomas Tucker, a walk-on QB at Auburn, and Troy Allen, a student at UC.

## THE TUBERVILLE FILE

### PLAYING CAREER

1972-76	Southern Arkansas (Free Safety; Golf Team member)
1968-72	Harmony Grove High School (Camden, Ark.)

### COACHING CAREER

Year	School	Position
1980-84	Arkansas State	Defensive Line/Linebackers
1986-92	Miami (Fla.)	Defensive Line/Linebackers
1993	Miami (Fla.)	Defensive Coordinator
1994	Texas A&M	Defensive Coordinator
1995-98	Ole Miss	Head Coach
1999-08	Auburn University	Head Coach
2010-12	Texas Tech University	Head Coach
2013-	Cincinnati	Head Coach

### CHAMPIONSHIPS

Year	School	Championship
1987	Miami (Fla.)	National
1989	Miami (Fla.)	National
1991	Miami (Fla.)	National/BIG EAST
1992	Miami (Fla.)	BIG EAST
2000	Auburn	SEC West
2002	Auburn	SEC West
2004	Auburn	SEC
2005	Auburn	SEC West
2014	Cincinnati	American

### BOWLS COACHED IN

Year	School	Bowl
1986	Miami (Fla.)	Fiesta
1987	Miami (Fla.)	Orange
1988	Miami (Fla.)	Orange
1989	Miami (Fla.)	Sugar
1990	Miami (Fla.)	Cotton
1991	Miami (Fla.)	Orange
1992	Miami (Fla.)	Sugar
1993	Miami (Fla.)	Fiesta
1997	Ole Miss	Motor City
1998	Ole Miss	Independence
2000	Auburn	Citrus
2001	Auburn	Peach
2002	Auburn	Capital One
2003	Auburn	Music City
2004	Auburn	Sugar
2005	Auburn	Capital One
2006	Auburn	Cotton
2007	Auburn	Chick-fil-A
2010	Texas Tech	TicketCity.com
2012	Texas Tech	Meineke Car Care of Texas
2013	Cincinnati	Belk
2014	Cincinnati	Military

## PERSONAL INFORMATION



**Birthdate:** September 18, 1954  
**Hometown:** Camden, Ark.  
**Wife:** The former Suzanne Fette of Guilford, Ind.  
**Children:** Thomas Tucker, Troy Allen  
**Education:** Southern Arkansas (B.S., 1976)

## TUBERVILLE'S HEAD COACHING RECORD

Year	School	Conference	Overall
1995-98	Ole Miss	12-20	25-20
1999-08	Auburn	51-29	85-40
2010-12	Texas Tech	9-17	20-17
2013-	Cincinnati	13-3	18-8
<b>TOTALS</b>		<b>85-69 (.534)</b>	<b>148-85 (.633)</b>



ARKANSAS STATE (1980-85)



MIAMI (FLA.) (1986-93)



OLE MISS (1995-98)



AUBURN (1999-2008)



TEXAS TECH (2010-12)



CINCINNATI (2013-)

## COLLEGIATE COACHING CAREER

YEARS	POSITION	RECORD
1980-84	Assistant Coach, Arkansas State University	
1986-92	Defensive Coach, University of Miami	
1993	Defensive Coordinator, University of Miami	
1994	Defensive Coordinator, Texas A&M	
1995-98	Head Coach, University of Mississippi	25-20
1999-08	Head Coach, Auburn University	85-40
2010-12	Head Coach, Texas Tech University	20-17
2013-	Head Coach, University of Cincinnati	18-8
<b>TOTAL</b>		<b>148-85</b>



## YEAR-BY-YEAR HEAD COACHING RECORD

YEAR	SCHOOL	OVR.	CONF.	FINISH	BOWL
1995	Mississippi	6-5	3-5 SEC	5th West	
1996	Mississippi	5-6	2-6 SEC	5th West	
1997	Mississippi	8-4	4-4 SEC	3rd West	Motor City Bowl Champs
1998	Mississippi	6-5	3-5 SEC	4th West	Independence Bowl*
1999	Auburn	5-6	2-6 SEC	5th West	
2000	Auburn	9-4	6-2 SEC	1st West	Citrus Bowl
2001	Auburn	7-5	5-3 SEC	t-1st West	Peach Bowl
2002	Auburn	9-4	5-3 SEC	t-1st West	Capital One Bowl Champs
2003	Auburn	8-5	5-3 SEC	3rd West	Music City Bowl Champs
2004	Auburn	13-0	8-0 SEC	1st West	SEC Champs; Sugar Bowl Champs
2005	Auburn	9-3	7-1 SEC	t-1st West	SEC Co-Champs; Capital One Bowl
2006	Auburn	11-2	6-2 SEC	2nd West	Cotton Bowl Champs
2007	Auburn	9-4	5-3 SEC	2nd West	Chick-fil-A Bowl Champs
2008	Auburn	5-7	2-6 SEC	t-4th West	
2010	Texas Tech	8-5	3-5 Big 12	5th South	TicketCity Bowl Champs
2011	Texas Tech	5-7	2-7 Big 12	9th	
2012	Texas Tech	7-5	4-5 Big 12	7th	Meineke Car Care Bowl of Texas*
2013	Cincinnati	9-4	6-2 AAC	3rd	Belk Bowl
2014	Cincinnati	9-4	7-1 AAC	t-1st	American Co-Champs; Military Bowl
<b>TOTALS</b>	<b>19 Years</b>	<b>148-85</b>	<b>72-66</b>		*-Did not coach bowl game.

Auburn	10 Years	85-40	51-29 SEC
Mississippi	4 Years	25-20	12-20 SEC
Texas Tech	3 Years	20-17	9-17 Big 12
Cincinnati	2 Years	18-8	13-3 AAC

## THE TUBERVILLE COACHING TREE


## FORMER ASSISTANTS WHO BECAME NCAA HEAD COACHES

- » Gene Chizik, Iowa State (2007-08), Auburn (2009-12)
- » Tony Levine, Houston (2011-13)
- » Will Muschamp, Florida (2011-13)
- » Bobby Petrino, Louisville (2003-06), Arkansas (2008-12), Western Kentucky (2013), Louisville (2014-present)
- » Paul Rhoads, Iowa State (2009-present)

## CAREER HIGHLIGHTS

- » Has spent 19 seasons as a head coach at the collegiate level at Mississippi (1995-98), Auburn (1999-08), Texas Tech (2010-12) and Cincinnati (2013-).
- » Holds a 149-85 career record: Mississippi (25-20), Auburn (85-40), Texas Tech (21-17), Cincinnati (18-8).
- » Owns a 63-49 record in Southeastern Conference games: Mississippi (12-20), Auburn (51-29).
- » Has made 14 bowl appearances: Mississippi (2/1-0), Auburn (8/5-3), Texas Tech (2\*/1-0), Cincinnati (2/0-2) /7-5 overall record.
- » Seven Bowl wins: 1997 Motor City, 2002 Capital One, 2003 Music City, 2004 Sugar, 2006 Cotton, 2007 Chick-fil-A, 2010 TicketCity.
- » One of just five coaches in NCAA history to win a bowl game at three different schools.
- » Led Auburn to 13-0 mark, No. 2 national ranking and Sugar Bowl win over Virginia Tech in 2004.
- » Named AFCA, Associated Press, Paul "Bear" Bryant, FCA, SEC and Walter Camp coach of the year in 2004
- » Led Auburn to SEC Championship (2004), five Western Division Titles (2000-02, 04-05).
- » Auburn: 36 All-SEC First Team selections; eight All-America honors; 26 SEC All-Freshmen accolades; 57 SEC Player of the Week honors; two SEC Player of the Year Awards; two Jacobs Awards, presented annually to the SEC's top blocker; one SEC Championship Game MVP.
- » Directed Auburn to 85 overall wins, good for fourth in school history, along with seven SEC road wins of 20-plus points during his 10 seasons at the helm.
- » In 33 seasons coaching at the Division I level as an assistant and head coach, has been part of 21 winning seasons, including three national championships at Miami.
- » Led Auburn to at least one victory against an AP Top-10 team in a school-record seven consecutive seasons from 2001-07.
- » Coached 65 players that have been drafted in the NFL, including 36 at Auburn. Fourteen players were first-round NFL draft picks, including the 1991 first overall pick (Russell Maryland) and four 2004 first-round picks (Ronnie Brown, Carnell Williams, Carlos Rogers, Jason Campbell).
- » First Auburn coach to win six-straight games over Alabama.
- » 81 SEC Academic Honor Roll distinctions at Auburn.
- » 1997 SEC Coach of the Year.

## THE TOMMY TUBERVILLE FOUNDATION



The Tommy Tuberville Foundation was established in 2013 to recognize and support organizations and causes that connect with the beliefs and values of the Tuberville family.

The foundation's motto is Attitude For Life.

The funds raised will help build homes for members of our military who are recipients of the Purple Heart Medal. Through a supportive alliance with Purple Heart Homes, the Tommy Tuberville Foundation will be making sure these veterans, particularly in Ohio and Indiana, are remembered and have a home that meets their physical needs.



@SupportTTF

“Being in the community, you want to do things other than athletics. I think this is a great opportunity for Suzanne and I to do something for our wounded warriors, guys that have been to battle for our country.” - Tommy Tuberville

For more information on the Tommy Tuberville Foundation, contact Mike Taylor at (847) 609-4187 or email at [mjtaylorco@aol.com](mailto:mjtaylorco@aol.com).

# 2015 UNIVERSITY OF CINCINNATI FOOTBALL

## TUBERVILLE YEAR-BY-YEAR

### 1995 — OLE MISS (6-5, 3-5 SEC)

Sept. 2	at No. 6/7 Auburn *	L, 13-46
Sept. 9	INDIANA ST.	W, 56-10
Sept. 23	No. 20/18 GEORGIA *	W, 18-10
Sept. 30	at No. 3 Florida *	L, 10-28
Oct. 7	TULANE	W, 20-17
Oct. 14	vs. Arkansas * ^	L, 6-13
Oct. 21	No. 21/24 ALABAMA *	L, 9-23
Oct. 28	VANDERBILT *	W, 21-10
Nov. 4	at Memphis	W, 34-3
Nov. 11	at LSU *	L, 9-38
Nov. 25	at Mississippi St. *	W, 13-10

Home games in **BOLD CAPS**; \*-Conference Game;

^ - Memphis, Tenn.

### 1996 — OLE MISS (5-6, 2-6 SEC)

Aug. 31	IDAHO ST.	W, 38-14
Sept. 7	vs. VMI &	W, 31-7
Sept. 14	No. 15/16 AUBURN *	L, 28-45
Sept. 21	at Vanderbilt *	W, 20-9
Oct. 3	vs. No. 9 Tennessee * ^	L, 3-41
Oct. 19	at No. 7 Alabama *	L, 0-37
Oct. 26	ARKANSAS ST.	W, 38-21
Nov. 9	at Arkansas *	L, 7-13
Nov. 16	No. 17/20 LSU *	L, 7-39
Nov. 23	at Georgia *	W, 21-27
Nov. 30	MISSISSIPPI ST. *	L, 0-17

Home games in **BOLD CAPS**; \*-Conference Game;

^ - Jackson, Miss. ^ - Memphis, Tenn.

### 1997 — OLE MISS (8-4, 4-4 SEC)

Aug. 30	CENTRAL FLORIDA	W, 24-23 [OT]
Sept. 6	SMU	W, 23-15
Sept. 13	at No. 16 Auburn *	L, 9-19
Sept. 27	VANDERBILT *	W, 15-3
Oct. 4	at No. 9/10 Tennessee *	L, 17-31
Oct. 18	at No. 8/10 LSU *	W, 36-21
Oct. 25	ALABAMA *	L, 20-29
Nov. 6	ARKANSAS *	W, 19-9
Nov. 15	at Tulane	W, 41-24
Nov. 22	No. 14 GEORGIA *	L, 14-21
Nov. 29	at No. 22 Mississippi St. *	W, 15-14

Motor City Bowl (Detroit, Mich.)

Dec. 26	Marshall	W, 34-31
---------	----------	----------

Home games in **BOLD CAPS**; \*-Conference Game

### 1998 — OLE MISS (6-5, 3-5 SEC)

Sept. 5	MEMPHIS	W, 30-10
Sept. 12	AUBURN *	L, 0-17
Sept. 19	at Vanderbilt *	W, 30-6
Sept. 26	at SMU	W, 48-41
Oct. 3	SOUTH CAROLINA *	W, 30-28
Oct. 10	at Alabama *	L, 17-20
Oct. 24	ARKANSAS ST.	W, 30-17
Oct. 31	LSU *	W, 37-31
Nov. 7	at No. 11/10 Arkansas *	L, 0-34
Nov. 21	at No. 14/15 Georgia *	L, 17-24
Nov. 26	No. 25/24 MISSISSIPPI ST. *	L, 6-28

Home games in **BOLD CAPS**; \*-Conference Game;

### 1999 — AUBURN (5-6, 2-6 SEC)

Sept. 4	APPALACHIAN ST.	W, 22-15
Sept. 11	IDAHO	W, 30-23
Sept. 18	at LSU *	W, 41-7
Sept. 25	OLE MISS *	L, 17-24 [OT]
Oct. 2	at No. 7/8 Tennessee *	L, 0-24
Oct. 9	No. 14/13 MISSISSIPPI ST. *	L, 16-18
Oct. 16	No. 7/6 FLORIDA *	L, 14-32
Oct. 30	at Arkansas *	L, 10-34
Nov. 6	CENTRAL FLORIDA	W, 28-10
Nov. 13	at No. 14/16 Georgia *	W, 38-21
Nov. 20	No. 8 ALABAMA *	L, 17-28

Home games in **BOLD CAPS**; \*-Conference Game;

### 2000 — AUBURN (9-4, 6-2 SEC)

FINAL RANKINGS: AP No. 18, COACHES No. 20

#### SEC WESTERN DIVISION CHAMPIONS

Aug. 31	WYOMING	W, 35-21
Sept. 9	at No. 19/18 Ole Miss *	W, 35-27
Sept. 16	LSU *	W, 34-17
Sept. 23	NORTHERN ILLINOIS	W, 31-14
Sept. 30	VANDERBILT *	W, 33-0
Oct. 7	at No. 20 Mississippi St. *	L, 10-17
Oct. 14	at No. 10/9 Florida *	L, 7-38

Oct. 21	LOUISIANA TECH	W, 38-28
Oct. 28	ARKANSAS *	W, 21-19
Nov. 11	No. 14/13 GEORGIA *	W, 29-26 [OT]
Nov. 18	at Alabama *	W, 9-0

SEC Championship Game (Atlanta, Ga.)

Dec. 2	vs. No. 7/8 Florida	L, 6-28
--------	---------------------	---------

Florida Citrus Bowl (Orlando, Fla.)

Jan. 1	vs. No. 17/18 Michigan	L, 28-31
--------	------------------------	----------

Home games in **BOLD CAPS**; \*-Conference Game;

### 2001 — AUBURN (7-5, 5-3 SEC)

#### SEC CO-WESTERN DIVISION CHAMPIONS

Sept. 1	BALL ST.	W, 30-0
Sept. 8	OLE MISS *	W, 27-21
Sept. 22	at Syracuse	L, 14-31
Sept. 29	at Vanderbilt *	W, 24-21
Oct. 6	MISSISSIPPI ST. *	W, 16-14
Oct. 13	No. 1/2 FLORIDA *	W, 23-20
Oct. 20	LOUISIANA TECH	W, 48-41 [OT]
Oct. 27	at Arkansas *	L, 17-42
Nov. 10	at No. 19/21 Georgia *	W, 24-17
Nov. 17	ALABAMA *	L, 7-31
Dec. 1	at No. 22/24 LSU *	L, 14-27

Peach Bowl (Atlanta, Ga.)

Dec. 31	North Carolina	L, 10-16
---------	----------------	----------

Home games in **BOLD CAPS**; \*-Conference Game;

### 2002 — AUBURN (9-4, 5-3 SEC)

FINAL RANKINGS: AP No. 14, COACHES No. 16

#### SEC CO-WESTERN DIVISION CHAMPIONS

Sept. 2	at No. 20/19 Southern Cal	L, 17-24
Sept. 7	WESTERN CAROLINA	W, 56-0
Sept. 14	VANDERBILT	W, 31-6
Sept. 19	at Mississippi St.	W, 42-14
Sept. 28	SYRACUSE	W, 37-34 [3 OT]
Oct. 12	ARKANSAS	L, 17-38
Oct. 19	at No. 24 Florida	L, 23-30 [OT]
Oct. 26	No. 10 LSU	W, 31-7
Nov. 2	at Ole Miss	W, 31-24
Nov. 9	LOUISIANA-MONROE	W, 52-14
Nov. 16	No. 7 GEORGIA	L, 21-24
Nov. 23	at No. 9 Alabama	W, 17-7

Capital One Bowl (Orlando, Fla.)

Dec. 1	vs. No. 10 Penn St.	W, 13-9
--------	---------------------	---------

Home games in **BOLD CAPS**; \*-Conference Game;

### 2003 — AUBURN (8-5, 5-3 SEC)

Aug. 30	No. 8 SOUTHERN CAL	L, 0-23
Sept. 6	at Georgia Tech	L, 3-17
Sept. 13	at Vanderbilt *	W, 45-7
Sept. 27	WESTERN KENTUCKY	W, 48-3
Oct. 4	No. 7 TENNESSEE *	W, 28-21
Oct. 11	at No. 7/8 Arkansas *	W, 10-3
Oct. 18	MISSISSIPPI ST. *	W, 45-13
Oct. 25	at No. 9 LSU *	L, 7-31
Nov. 1	LOUISIANA-MONROE	W, 73-7
Nov. 8	No. 20/24 OLE MISS *	L, 20-24
Nov. 15	at No. 7/6 Georgia *	L, 7-26
Nov. 22	ALABAMA *	W, 28-23

Music City Bowl (Nashville, Tenn.)

Dec. 31	vs. Wisconsin (Music City)	W, 28-14
---------	----------------------------	----------

Home games in **BOLD CAPS**; \*-Conference Game;

### 2004 — AUBURN (13-0, 8-0 SEC)

FINAL RANKINGS: AP No. 2, COACHES No. 2

#### SEC CHAMPIONS

#### SEC WESTERN DIVISION CHAMPIONS

Sept. 4	LOUISIANA-MONROE	W, 31-0
Sept. 11	at Mississippi St. *	W, 43-14
Sept. 18	No. 5/4 LSU *	W, 10-9
Sept. 25	THE CITADEL	W, 33-3
Oct. 2	at No. 10/8 Tennessee *	W, 34-10
Oct. 9	LOUISIANA TECH	W, 52-7
Oct. 16	ARKANSAS *	W, 38-20
Oct. 23	KENTUCKY *	W, 42-10
Oct. 30	at Ole Miss *	W, 35-14
Nov. 13	No. 8/5 GEORGIA *	W, 24-6
Nov. 20	at Alabama *	W, 21-13

SEC Championship Game (Atlanta, Ga.)

Dec. 4	vs. No. 15 Tennessee	W, 38-28
--------	----------------------	----------

Sugar Bowl (New Orleans, La.)

Jan. 3	vs. No. 9 Virginia Tech	W, 16-13
--------	-------------------------	----------

Home games in **BOLD CAPS**; \*-Conference Game;

### 2005 — AUBURN (9-3, 7-1 SEC)

FINAL RANKINGS: AP No. 14, COACHES No. 14

#### SEC WESTERN DIVISION CO-CHAMPIONS

Sept. 3	GEORGIA TECH	L, 14-23
Sept. 10	MISSISSIPPI ST. *	W, 28-0
Sept. 17	BALL ST.	W, 63-3
Sept. 24	WESTERN KENTUCKY	W, 37-14
Oct. 1	SOUTH CAROLINA *	W, 48-7
Oct. 15	at Arkansas *	W, 34-17
Oct. 22	at No. 7 LSU *	L, 17-20 [OT]
Oct. 29	OLE MISS *	W, 27-3
Nov. 5	at Kentucky *	W, 49-27
Nov. 12	at No. 9 Georgia *	W, 31-30
Nov. 19	No. 8 ALABAMA *	W, 28-18

Capital One Bowl (Orlando, Fla.)

Jan. 2	vs. No. 21/20 Wisconsin	L, 10-24
--------	-------------------------	----------

Home games in **BOLD CAPS**; \*-Conference Game;

### 2006 — AUBURN (11-2, 6-2 SEC)

FINAL RANKINGS: AP No. 9, COACHES No. 8

Sept. 2	WASHINGTON ST.	W, 40-14
Sept. 9	at Mississippi St. *	W, 34-0
Sept. 16	No. 6/7 LSU *	W, 7-3
Sept. 23	BUFFALO	W, 38-7
Sept. 28	at South Carolina *	W, 24-17
Oct. 7	ARKANSAS *	L, 10-27
Oct. 14	No. 2/3 FLORIDA *	W, 27-17
Oct. 21	TULANE	W, 38-13
Oct. 28	at Ole Miss *	W23-17
Nov. 4	ARKANSAS ST.	W, 27-0
Nov. 11	GEORGIA *	L, 15-37
Nov. 18	at Alabama *	W, 22-15

AT&T Cotton Bowl (Dallas, Texas)

Jan. 1	vs. No. 22 Nebraska	W, 17-14
--------	---------------------	----------

Home games in **BOLD CAPS**; \*-Conference Game;

### 2007 — AUBURN (9-4, 5-3 SEC)

FINAL RANKINGS: AP No. 15, COACHES t-No. 14

Sept. 1	KANSAS ST.	W, 23-13
Sept. 8	SOUTH FLORIDA	L, 23-26 [OT]
Sept. 15	MISSISSIPPI ST. *	L, 14-19
Sept. 22	NEW MEXICO ST.	W, 55-20
Sept. 29	at No. 4/3 Florida *	W, 20-17
Oct. 6	VANDERBILT *	W, 35-7
Oct. 13	at Arkansas *	W, 9-7
Oct. 20	at No. 5 LSU *	L, 30-24
Oct. 27	OLE MISS *	W, 17-3 W
Nov. 3	TENNESSEE TECH	W, 35-3
Nov. 10	at No. 10 Georgia *	L, 45-20
Nov. 24	ALABAMA *	W, 17-10

Chick-fil-A Bowl (Atlanta, Ga.)

Dec. 31	vs. No. 15/16 Clemson	W, 23-20 [OT]
---------	-----------------------	---------------

Home games in **BOLD CAPS**; \*-Conference Game;

### 2008 — AUBURN (5-7, 2-6 SEC)

Aug. 30	LOUISIANA-MONROE	W, 34-0
Sept. 6	SOUTHERN MISS	W, 27-13
Sept. 13	at Mississippi St. *	W, 3-2
Sept. 20	No. 6 LSU *	L, 21-26
Sept. 27	TENNESSEE *	W, 14-12
Oct. 4	at No. 19 Vanderbilt *	L, 13-14
Oct. 11	ARKANSAS *	L, 22-25
Oct. 23	at West Virginia	L, 17-34
Nov. 1	at Ole Miss *	L, 7-17
Nov. 8	UT MARTIN	W, 37-20
Nov. 15	No. 13/12 GEORGIA *	L, 13-17
Nov. 29	at No. 1 Alabama *	L, 0-36

Home games in **BOLD CAPS**; \*-Conference Game;

### 2010 — TEXAS TECH (8-5, 3-5 Big 12)

Sept. 5	SMU	W, 35-27
Sept. 11	at New Mexico	W, 52-17
Sept. 18	No. 6/4 TEXAS *	L, 14-24
Oct. 2	at Iowa St. *	L, 38-52
Oct. 9	vs. Baylor * ^	W, 45-38
Oct. 16	No. 20/18 OKLAHOMA ST. *	L, 17-34
Oct. 23	at Colorado *	W, 27-24
Oct. 30	at Texas A&M *	L, 27-45
Nov. 6	No. 14 MISSOURI *	W, 24-17
Nov. 13	at No. 19/16 Oklahoma *	L, 7-45
Nov. 20	WEBER ST.	W, 64-21
Nov. 27	HOUSTON	W, 35-20

TicketCity Bowl (Dallas, Texas)

Jan. 1	vs. Northwestern	W, 45-38
--------	------------------	----------

Home games in **BOLD CAPS**; \*-Conference game; ^-Played at Cowboys Stadium (Arlington, Texas)

### 2011 — TEXAS TECH (5-7, 2-7 Big 12)

Sept. 3	TEXAS ST.	W, 50-10
Sept. 17	at New Mexico	W, 59-13
Sept. 24	NEVADA	W, 35-34
Oct. 1	at Kansas *	W, 45-34
Oct. 8	No. 23/25 TEXAS A&M *	L, 40-45
Oct. 15	No. 17/18 KANSAS ST. *	L, 34-41
Oct. 22	at No. 3/1 Oklahoma *	W, 41-38
Oct. 29	IOWA ST. *	L, 7-41
Nov. 5	at No. 25 Texas *	L, 20-52
Nov. 12	No. 2/3 OKLAHOMA ST. *	L, 6-66
Nov. 19	MISSOURI *	L, 27-31
Nov. 26	vs. No. 21/20 Baylor * ^	L, 42-66

Home games in **BOLD CAPS**; \*-Conference game; ^-Played at Cowboys Stadium (Arlington, Texas)

### 2012 — TEXAS TECH (7-5, 4-5 Big 12)

Sept. 1	NORTHWESTERN ST.	W, 44-6
Sept. 8	at Texas St.	W, 58-10
Sept. 15	NEW MEXICO	W, 49-14
Sept. 29	at Iowa St. *	W, 24-13
Oct. 6	No. 17/14 OKLAHOMA *	L, 20-41
Oct. 13	No. 5/4 WEST VIRGINIA *	W, 49-14
Oct. 20	at No. 21 TCU *	W, 56-53 (3OT)
Oct. 27	at No. 4 Kansas St. *	L, 24-55
Nov. 3	No. 22 TEXAS *	L, 22-31
Nov. 10	KANSAS *	W, 41-34 (2OT)
Nov. 17	at No. 24 Oklahoma St. *	L, 21-59
Nov. 24	vs. Baylor ^^	L, 52-45 (OT)

Home games in **BOLD CAPS**; \*-Conference game; ^-Played at Cowboys Stadium (Arlington, Texas)

**ROBERT PRUNTY**

ASSOCIATE HEAD COACH/CO-DC/DE • THIRD YEAR • ALABAMA A&amp;M '88

Prunty joined the football staff in January 2013 as the associate head coach and defensive ends coach. He added the responsibility of co-defensive coordinator following the 2013 campaign. He came to UC after three seasons at Texas Tech. A former head coach at both Hargrave Military Academy and Gretna High School, Prunty has been recognized as one of the nation's best recruiters. A Chatham, Va., native, Prunty and his wife Kimberly have a son, Robert Prunty Jr., and a daughter Gabrielle.

**EDDIE GRAN**

OFFENSIVE COORDINATOR/RUNNING BACKS • THIRD YEAR • CAL LUTHERAN '87

Gran returned to Clifton as the Bearcats' offensive coordinator and running backs coach in 2013 after serving as UC's wide receivers coach from 1992-93. His 28 seasons in the college ranks includes stops from coast-to-coast. He spent 15 seasons as a running backs coach and special teams coordinator in the SEC and ACC, including 10 years at Auburn, followed by stops at Tennessee and Florida State. Gran has four daughters, Bently, Dillan, Sydney and Lucy Grace.

**STEVEN CLINKSCALE**

CO-DEFENSIVE COORDINATOR/DEFENSIVE BACKS • THIRD YEAR • ASHLAND '00

Clinkscale joined the University of Cincinnati staff in February 2013. Clinkscale came to Cincinnati after a year coaching the cornerbacks at Illinois. During his year at Illinois, the Illini ranked in the Top-20 nationally in pass defense. He joined the Illini staff after spending three seasons at Toledo, including the last two as the cornerbacks coach and special teams coordinator. A native of Youngstown, Ohio, Clinkscale and his wife, Jasena, have four sons: Isaiah, Elijah, and twins, Zion and Zivon.

**TY LINDER**

SPECIAL TEAMS COORDINATOR • FIRST YEAR • TEXAS TECH '08

Lindner, who previously worked for UC Head Coach Tommy Tuberville from 2010-11 at Texas Tech, joins the Bearcats staff after a year as the graduate assistant/special teams coordinator at TCU. He spent four seasons on the Texas Tech staff coaching tight ends and special teams while a graduate assistant. He played on four bowl teams at Tech, lettering at OLB in 2006 and 2007. Linder and his wife, the former Kelly Kyger, live in Cincinnati.

**DARIN HINSHAW**

PASSING GAME COORDINATOR/QUARTERBACKS • THIRD YEAR • UCF '93

Hinshaw joined the University of Cincinnati staff in 2013 as the passing game coordinator and quarterbacks coach. A record-setting quarterback during his playing days at UCF, Hinshaw came to UC after three seasons at Tennessee, working with the quarterbacks from 2010-11 before moving over to the wide receivers and serving as the recruiting coordinator in 2012. A Punta Gorda, Fla. native, Hinshaw and his wife, Pam, have four children: daughters Sydney, Hayley and Carley; and son Darin Jr.

**DARREN HILLER**

OFFENSIVE LINE • THIRD YEAR • WEST TEXAS A&amp;M '95

Hiller joined the UC football coaching staff in January 2013 and mentors the offensive line. He is in his 21st season of coaching and came to UC after a year at Nevada in the same position. Hiller came to Nevada after a successful decade-long run at Arkansas State, where the Red Wolves racked up a pair of conference championships. Born in Fremont, Calif., he is married to the former Tracie Lenhart of Lubbock, Texas, and they have two daughters, Hailey and Aubrey, and one son, Colton.

**KENNY INGRAM**

DEFENSIVE TACKLES • FIRST YEAR • ARKANSAS STATE '99

Ingram enters his first season as the University of Cincinnati football squad's defensive tackles coach. He came to UC after spending two seasons as the director of player development at Auburn. Ingram made previous coaching stops at Arkansas State, Memphis and Tennessee State and also had a stint as a successful high school coach in his hometown of Memphis. Ingram and his wife, Carla have five children: Kendrien, Taylor, Kameron, and twins Kennedy and Karleigh.

**JEFF KOONZ**

LINEBACKERS • SECOND YEAR • AUBURN '04

Koonz enters his second season on the University of Cincinnati football staff, coaching the safeties. Koonz, a former graduate assistant for UC head coach Tommy Tuberville at Auburn in 2004, comes to UC after four years coaching the linebackers at Louisiana Tech. Koonz previously served as a defensive quality control assistant at Texas. A 2004 Auburn graduate, Koonz married the former Maura McDermott in July 2011 and the couple has a daughter, Mary Margaret and a son Jameson Jeffrey.

**BLAKE ROLAN**

WIDE RECEIVERS • THIRD YEAR • LOUISVILLE '05

Rolan joined the University of Cincinnati football staff as the wide receivers coach in 2013. Rolan came to UC after spending the 2010-12 seasons at Tennessee as an offensive intern. Rolan spent the 2009 season tutoring running backs at the University of West Georgia. He played collegiately at Middle Tennessee State at quarterback and tight end from 2000-03. Rolan is married to the former Bennett Sumner. They have a son, Houston.

**JOE WALKER**

STRENGTH &amp; CONDITIONING • THIRD YEAR • LOCK HAVEN '02

Joe Walker joined the UC football staff in December of 2012 as the director of football strength and conditioning after three years in the same role at Texas Tech University under current UC head coach Tommy Tuberville. Walker joined the Red Raiders in 2010 after spending two seasons as an assistant strength coach at Auburn. He and his wife Lauren have three sons, Caden, Colby and Caleb.

## SUPPORT STAFF

**KENYON BLUE**  
GRAD. ASSISTANT, DEF.**GREG BRUNER**  
DIRECTOR OF RECRUITING**AUSTEN BUJNOCH**  
QUALITY CONTROL, OFF.**JENA BUSHELMAN**  
ADMIN. ASST., RECRUITING**KHOENY DOLISKA**  
ASST. DIRECTOR, EQUIP.**LUKE GOODWIN**  
GRAD. ASSISTANT, DEF.**NICK GRIMES**  
GRAD. ASST. OFF./TE**ANDREW HAYNES**  
ASST. DIRECTOR, EQUIP.**REID KAGY**  
ASST. STRENGTH & COND.**BOB MANGINE**  
ASSOC. AD/SPORTS MED.**SHERY MURRAY**  
ASST. TO HEAD FB COACH**DAVID NEILL**  
ASST. STRENGTH & COND.**ADAM NIEMEYER**  
DIRECTOR OF VIDEO**COOPER PETAGNA**  
ASST. DIR. RECRUITING**WILL RICHARD**  
QUALITY CONTROL, DEF.**BLAKE REID**  
ASST. AD/EQUIPMENT**DOUG ROSFELD**  
DIR., PLAYER DEVELOPMENT**CARL SCHMID**  
ASST. DIRECTOR, VIDEO**PARKER SHOWERS**  
ASSOC. STRENGTH & COND.**JESSE SMITH**  
GRAD. ASSISTANT, OFF.**ORLANDO SMITH**  
ASSOC. STRENGTH & COND.**DAN SPRINGER**  
ASSOC. HEAD FB TRAINER**VINCE SURIANO**  
DIR., HS/PLAYER RELAT.**JOHN WIDECAN**  
ASSOC. AD/FB OPS.

# MIKE BOHN

## DIRECTOR OF ATHLETICS



Mike Bohn was named the director of athletics at the University of Cincinnati on Feb. 6, 2014

Bohn's career spans thirty years and includes record-setting achievements at multiple institutions.

"We are beyond excited to join the UC community--with its rich history and remarkable momentum," Bohn said. I am eager to partner with a highly energized President who understands the collaborative role that athletics can play in advancing the University's vision and values. Go Bearcats!"

"To recruit a leader of Mike's caliber and national standing only reaffirms the strength, promise and pride of UC Athletics. Mike has successfully moved multiple high profile programs to greater heights, and I am confident that he will help us do the same," Ono said. "I invite all of you to join me in welcoming Mike and his family to the Bearcat family."

As director of athletics at the University of Colorado from 2005 to 2013, Bohn successfully led their transition to the Pac-12 Conference. CU won four conference championship titles within two years, including the first for men's basketball in over 43 years. Meanwhile, Bohn enhanced academic support for scholar-athletes, resulting in departmental highs for APR and GPA.

He oversaw several multi-million dollar capital projects and facility upgrades, as well as secured the largest corporate sponsorship in school history. In 2008, CU garnered national attention for launching the first zero-waste stadium initiative at the college or professional level. In 2013, CU was named the most economically efficient athletics department in the nation by the Laboratory for the Study of Intercollegiate Athletics at Texas A&M.

Prior to the University of Colorado, Bohn served as director of athletics at San Diego State University. Under his watch, SDSU football increased season ticket sales by 27% and game-day attendance by 59%, in addition to setting a SDSU single-game attendance record of 57,000 against Idaho State. The SDSU baseball team set a NCAA single-game attendance record of 40,000.

As director of athletics at the University of Idaho from 1999 to 2003, Bohn successfully led their transition to the Division I-A ranks from the Big Sky Conference. Under Bohn, UI began construction on the Vandal Athletics Center, the first athletic facilities improvement in two decades. Additionally, he spearheaded a 20% increase in the Vandal Scholarship Fund and a \$350,000 surge in annual corporate support.



Bohn spent three years at Colorado State University as associate director of athletics. At CSU, he was responsible for all external revenue-producing operations, including: ticket sales; fundraising through the Greater Ram Club; licensing; corporate sales; signage; capital campaigns; broadcasting rights fees; and special events.

Prior to CSU, Bohn served as Director of Marketing for the College Football Association. The CFA, the precursor to the current Bowl Championship Series, consisted of six major football conferences encompassing 67 universities. Bohn assisted with the CFA's administration of a \$67 million television package involving ABC, ESPN and ESPN2.

He began his athletic administrative career at the Air Force Academy, where he played a major role in increasing football season ticket sales from 6,000 to 20,000 and in implementing a fundraising campaign that generated \$16 million for stadium improvements.

Bohn received a bachelor's degree from the University of Kansas, where he was recruited as a quarterback and also played baseball, and a master's degree in sports administration from Ohio University.

He is married to the former Kim Zeren, and they have a son, Brandon, and a daughter, Michaelyn Tynan, along with a son-in-law, John Tynan, and a grandson, Chase Tynan.

## UC ATHLETICS SENIOR STAFF



**DR. DAVID SZYMANSKI**  
FACULTY ATHLETICS REP



**KAREN HATCHER**  
EXEC. SR. ASSOC. AD/EXTERNAL AFFAIRS




**OMAR BANKS**  
EXEC. SR. ASSOC. AD/INTERNAL AFFAIRS



**BRENDAN FOURACRE**  
SR. ASSOC. AD/FACILITIES



**DR. JOE LUCKEY**  
SR. ASSOC. AD/ACADEMICS



**PAM MALONE**  
ASSOC. AD/MARKETING



**MAGGIE MCKINLEY**  
SR. ASSOC. AD/SWA

# DR. SANTA JEREMY ONO

28TH PRESIDENT OF THE UNIVERSITY OF CINCINNATI



Santa Jeremy Ono, PhD, is the 28th President at the University of Cincinnati. After serving on an interim basis for two months, he was appointed to the presidency on Oct. 23, 2012.

President Ono first arrived at UC in 2010, serving two years as the Senior Vice President for Academic Affairs and Provost. As Provost, he led the development of an Academic Master Plan (AMP) aligned to the university's strategic plan, UC2019. The AMP, unveiled in May 2012, outlined an initial investment of about \$10 million toward long-term strategic goals set for completion in UC's bicentennial year, 2019.

Dr. Ono is the first Asian American to serve as UC's chief executive and one of only a few Asian Americans to serve as president of a major research institution in the United States.

Dr. Ono also serves as Professor of Pediatrics within UC's College of Medicine and Professor of Biology in the McMicken College of Arts and Sciences. Dr. Ono's principal research interests focus on transcriptional regulation in the human immune system, mechanisms of mast cell dependent inflammation on the ocular surface and the immune component of age-related macular degeneration.

Prior to UC, Dr. Ono served at Emory University as Vice Provost for Academic Initiatives and Deputy to the Provost and then Senior Vice Provost for Undergraduate Academic Affairs, also serving as Professor in the Department of Ophthalmology, Emory University School of Medicine.

Earlier in his career, he also served in a variety of teaching, research and administrative positions at the Johns Hopkins School of Medicine, Harvard Medical School (and the Schepens Eye Research Institute), University College London (UCL) and Moorfields Eye Hospital in London.

Effective in July 2013, the U.S. Department of State Office of Foreign Missions appointed Dr. Ono to serve as Honorary Consul of Japan.

Dr. Ono's service in the community includes the Cincinnati Business Committee and the boards of Ohio's Third Frontier, Cincinnati USA Regional Chamber of Commerce, Cincinnati Art Museum, Cincinnati Symphony Orchestra, CincyTech, UC Health, Uptown Consortium, United Way, and Japan America Society of Cincinnati. He chairs the UC Research Institute board, the United Way Research Council and the board of the Global HEED (Promoting Health, Education and Economic Development), and co-chairs the Cincinnati/Northern Kentucky Early Grade-Level Reading Campaign. He is a member of the Chancellor's Ohio Completion Task Force of the Ohio Board of Regents as well as the Executive Committee of the STRIVE partnership and served on the Board of Advisors for Strive for College.

He has served on the Medical Research Council's Medical Advisory Board and College of Experts and the IMS and HAI study sections of the National Institutes of Health. He has consulted widely for companies such as GSK, Cambridge Antibody Technologies plc (now part of Astra Zeneca), Johnson & Johnson, Santen Inc. and Oxagen plc. He is chief scientific officer of iCo Therapeutics Inc., of Vancouver, Canada.

As a scholar and researcher, Dr. Ono has served on the editorial boards of the Journal of Immunology, Journal of Biological Chemistry, Immunology and the Journal of Allergy & Clinical Immunology.

Among his many honors and awards are the American Diabetes Association Career Development Award, the Investigator Award from the National Arthritis Foundation, the Brit Katz Award (Emory University), the Roche Laboratories Award for Excellence in Research, the Pharmacia International Award in Allergy Research. He was elected a Fellow of the American Association for the Advancement of Science in 2012.

Dr. Ono earned his PhD at McGill University and his BA at the University of Chicago. His training in Biochemistry and Molecular Biology at Harvard was supported by a Helen Hay Whitney Foundation Fellowship.



## UC BOARD OF TRUSTEES

### TRUSTEES

TRUSTEES	TERM EXPIRES
Thomas H. Humes .....	2016
Robert E. Richardson Jr. ....	2017
Ronald D. Brown .....	2018
Thomas D. Cassidy .....	2019
William C. "Wym" Portman III .....	2020
Geraldine B. "Ginger" Warner .....	2021
Margaret K. "Peg" Valentine .....	2023

### TRUSTEES

Kim Heiman.....	2024
-----------------	------

### STUDENT TRUSTEES

STUDENT TRUSTEES	TERM EXPIRES
Debra Burgess, Graduate Student .....	2016
Kamree Maull, Undergraduate Student .....	2017

### TERM EXPIRES

### OFFICERS

Thomas H. Humes.....	Chairperson
Robert E. Richardson, Jr.....	Vice Chairperson
Thomas D. Cassidy .....	Secretary

# PROTECT



UNDER ARMOUR.

# THIS HOUSE.®



Under Armour is proud to outfit University of Cincinnati Football in the world's most innovative footwear, uniforms, and training gear.

**UA.COM**



2015 CINCINNATI FOOTBALL



# 2014 SEASON-IN-REVIEW

## 2014 SCHEDULE/RESULTS (9-4, 7-1 AMERICAN)

DATE	OPPONENT	TIME (ET)	TV
Sept. 12	TOLEDO	W, 58-34	ESPNU
Sept. 20	MIAMI (OH)	W, 31-24	CBS SN
Sept. 27	at Ohio State	L, 50-28	BTN
Oct. 4	MEMPHIS *	L, 41-14	CBS SN
Oct. 11	at Miami (FL)	L, 55-34	FSO
Oct. 18	at SMU *	W, 41-3	CBS SN
Oct. 24	USF *	W, 34-17	ESPN2
Oct. 31	at Tulane *	W, 38-14	ESPN2
Nov. 13	EAST CAROLINA *	W, 54-46	ESPN2
Nov. 22	at UConn *	W, 41-0	CBS SN
Nov. 29	at Temple *	W, 14-0	ESPNNews
Dec. 6	HOUSTON *	W, 38-31	ESPN
Dec. 27	vs. Virginia Tech^	L, 33-17	ESPN

All times Eastern. Home games in **BOLD CAPS** and played at Paul Brown Stadium. \* American Athletic Conference game. ^ Military Bowl.

## TEAM AWARDS

C-Club Strothman Award	Tony Miliano
Newcomer of the Year	Mike Boone
Special Teams Player of the Year	Andrew Gantz
Most Valuable Receiver	Mekale McKay/Chris Moore
Most Valuable Linebacker	Nick Temple

## Scout Team Players of the Year

Offense	Kyle Taubenheim
Defense	Chris Murphy

## Jim Kelly Spirit Award

Offense	Munchie Legaux
Defense	Jerrell Jordan/Adrian Witty

## Brig Owens Outstanding Back

Offense	Gunner Kiel/Rod Moore
Defense	Zach Edwards/Leviticus Payne/Howard Wilder

## John Pease Outstanding Lineman

Offense	Eric Lefeld
Defense	Camaron Beard/Brad Harrah/Terrell Hartsfield

## Claude Rost Most Valuable Player

Defense	Jeff Luc
Offense	Shaq Washington

## ALL-AMERICAN ATHLETIC CONFERENCE

Parker Ehinger (OG)	First Team
Terrell Hartsfield (DL)	First Team
Eric Lefeld (OT)	First Team
Jeff Luc (LB)	First Team
Andrew Gantz (K)	Second Team
Gunner Kiel (QB)	Honorable Mention
Nick Temple (LB)	Honorable Mention



# AMERICAN ATHLETIC CONFERENCE CHAMPIONS

## WHAT A LONG STRANGE TRIP IT'S BEEN

» The University of Cincinnati football team finished out its 2014 campaign with a 9-4 record, an American Athletic Conference Championship and a matchup against Virginia Tech in the 2014 Military Bowl presented by Northrop Grumman, benefiting the USO, its eighth postseason appearance in nine seasons. The Bearcats rebounded from a 2-3 start and finished the regular season 9-3 on a seven-game winning streak with a share of the conference crown, UC's fifth league title in seven years and 14th all-time. Second-year Head Coach Tommy Tuberville is 18-8 with a league title and two bowl appearances in his first two seasons at UC. The Bearcats placed seven student-athletes on the all-conference team, including OL Eric Lefeld, UC's first three-time, first-team all-league selection since OL Jason Fabini (1995-97).

## NOTEABLE NUGGETS

- » The UC football program, which dates to 1885 and is one of the 10 oldest in the FBS, played its 127th season in 2014.
- » UC won its fifth conference championship in seven years, joining Boise State as the only two NCAA FBS schools to achieve that feat. The Bearcats earned championships in 2008, 2009, 2010, 2012 and 14 while the Broncos won crowns in 2008, 2009, 2010, 2012 and 2014.
- » UC is one of seven FBS programs to win nine or more games in each of the last four years, joining Alabama, Clemson, Florida State, Nebraska, Northern Illinois and Oregon.
- » In Dec. 2015, UC was the only FBS school to its football and men's basketball regular season conference title.

## STATISTICAL LEADERS

## PASSING

11

QB GUNNER KIEL

9-4 • 208 • So.-SQ • Columbus, Ind.

C	A	INT	YDS	TD
233	390	13	3254	31



Honorable Mention All-American Athletic Conference honoree ... finished 233-of-390 for 3,254 yards, 31TDs and 13 interceptions ... tied UC's single-season record for passing TDs with Ben Mauk (2007/31) ... first player in UC's 127-season history to throw for four or more TDs in three straight games (first four games of 2014).

## RUSHING

27

RB MIKE BOONE

5-10 • 205 • Fr.-HS • Macclenny, Fla.

RSH	YDS	TD	LG	YPG
101	650	9	63	72.2



True freshman back was originally scheduled to redshirt in 2014 ... led the team in rushing with 650 yards and nine TDs in nine games ... averaged 6.4 yards per carry and had only five lost yards ... scored in seven-straight games (at SMU vs. Houston) ... made his UC debut at Miami (Fla.) due to injuries to Tion Green and Hosey Williams.

## RECEIVING

19 WR SHAQ WASHINGTON

5-9 • 174 • Jr.-2L • Maple Hts., Ohio

REC	YDS	TD	LG	YPG
66	761	4	40	58.5



Totaled 66 receptions for 761 yards and four TDs ... had three or more catches in each of UC's 13 games in 2014 ... caught a pass in 26-straight games ... his 150 career receptions sits fifth on UC's all-time list ... needs 55 catches in his senior season to top UC's career chart (204/Gilyard, Goodman & Vann).

## SCORING

14

K ANDREW GANTZ

5-9 • 158 • Fr.-RS • Dayton, Ohio

FG

XP

PTS

16-20

52-24

100



Second-Team All-AAC selection ... semifinalist for the Groza Award ... 16-of-20 on field goals and 52-of-54 on PATs ... led the Bearcats with 100 points scored ... after missing a kick at Memphis, tallied 12-straight field goals, including a career-best 47-yard game winner vs. East Carolina ... fifth UC kicker to total 100 or more points in a season.

## TACKLES

1

LB JEFF LUC

6-1 • 256 • Sr.-1L • Port St. Lucie, Fla.

UA	A	TOT	TFL	INT
65	69	134	10.0	0



First-Team All-American Athletic Conference selection ... a 13-game starter at middle linebacker ... totaled a team-high 134 tackles ... tied for the NCAA FBS lead both in forced fumbles (6) and recoveries (4) ... had seven double-digit tackles games and 6.5 sacks ... tallied a career-best 19 stops with 3.5 tackles for a loss and 1.5 sacks vs. Miami (Ohio).

## SACKS

95 DE TERRELL HARTSFIELD

6-3 • 246 • Sr.-1L • Raleigh, N.C.

UA	A	TOT	TFL	SCK
22	16	38	12.0	9.0



First-Team All-American Athletic Conference selection ... made 10 starts in 2014 en route to posting 38 tackles, 12.0 for a loss, 9.0 sacks, a forced fumble, three fumble recoveries, ranking in the Top-10 in the NCAA FBS, three QB hurries and a pass break up ... led the American Athletic Conference in sacks and ranked in the Top-25 in the FBS.



The UC football team wore the decal pictured to the left on its helmets for most of the 2014 season in memory of redshirt freshman RB Chamoda Kennedy-Palmore, who died tragically in a motorcycle accident on Sept. 25, 2014. Kennedy-Palmore, who was wearing a helmet and protective gear, was struck while driving his bike and died of his injuries.

# 2014 UNIVERSITY OF CINCINNATI FOOTBALL

## GLANCING AT THE RECORD

	2014	STREAK	SINCE 2007
Overall	9-4	L1	75-29
Home	5-1	W3	40-10
Road/Neut.	4-3	L1	35-19
American	7-1	W7	42-16
American Home	2-1	W2	19-9
American Road	4-0	W7	22-7

## AROUND THE AMERICAN ATHLETIC CONFERENCE

School	AMERICAN		OVERALL		Streak
	Conf	Pct.	Overall	Pct.	
Memphis *	7-1	0.875	10-3	0.769	W7
Cincinnati *	7-1	0.875	9-4	0.692	L1
UCF *	7-1	0.875	9-4	0.692	L1
East Carolina	5-3	0.625	8-5	0.615	L2
Houston	5-3	0.625	8-5	0.615	W1
Temple	4-4	0.500	6-6	0.500	W1
USF	3-5	0.375	4-8	0.333	L2
Tulane	2-6	0.250	3-9	0.250	L3
Tulsa	2-6	0.250	2-10	0.167	L3
UConn	1-7	0.125	2-10	0.167	L4
SMU	1-7	0.125	1-11	0.083	W1

\* clinched share of conference championship

## IN-SEASON AWARDS

### AMERICAN OFFENSIVE PLAYER OF THE WEEK

- » Sept. 15 • Gunner Kiel, QB, Cincinnati
- » Sept. 29 • Chris Moore, WR, Cincinnati
- » Nov. 17 • Gunner Kiel, QB, Cincinnati

### AMERICAN DEFENSIVE PLAYER OF THE WEEK

- » Nov. 24 • Jeff Luc, LB, Cincinnati
- » Dec. 1 • Nick Temple, LB, Cincinnati

### AMERICAN SPECIAL TEAMS PLAYER OF THE WEEK

- » Sept. 15 • Sam Geraci, P, Cincinnati
- » Oct. 20 • Andrew Gantz, K, Cincinnati
- » Oct. 27 • Andrew Gantz, K, Cincinnati
- » Nov. 17 • Andrew Gantz, K, Cincinnati

### CFPA NATIONAL PERFORMER OF WEEK

- » Sept. 15 • Gunner Kiel, QB, Cincinnati
- » Sept. 29 • Chris Moore, WR, Cincinnati

### BLEACHERREPORT.COM OFFENSIVE PLAYER OF THE WEEK

- » Sept. 15 • Gunner Kiel, QB, Cincinnati

## SENIOR SALUTE

- » UC honored 21 seniors prior to the Houston game.
- » The 2014 senior class includes: Camaron Beard, Tyreek Burwell, Michael Colosimo, Darren Doston, Jake Golic, Brad Harrah, Terrell Hartsfield, Cory Keebler, Jerrell Jordan, Eric Lefeld, Munchie Legaux, John Lloyd, Jeff Luc, Dominic Mainello, Tony Miliano, Rod Moore, Rob Rice, Kevin Schloemer, Kyle Taubenheim, Nick Temple and Howard Wilder.

## INJURY UPDATE

- » Chad Banschbach (shoulder), Garrett Campbell (back), Clemente Casseus (elbow), Jeremy Graves (knee), Tion Green (sports hernia), John James (knee), Tshumbi Johnson (knee), Cory Keebler (knee), Alex Pace (knee), Rob Rice (knee), Hosey Williams (knee), Kyle Williamson (shoulder) and Adrian Witty (groin) are out for the 2014 season.

## PAST, PRESENT AND FUTURE

- » The University of Cincinnati football team played its 127th season in 2014. The Bearcats' program dates to 1885 and is one of the 10 oldest in major college football.
- » UC has won a league title in five of the last seven seasons and played in a bowl game in eight of the last nine years.
- » UC played its 2014 home games at Paul Brown Stadium due to the \$86-million Nippert Stadium Renovation & Expansion Project and will return to Nippert in 2015, the 100th anniversary of original construction on the facility.
- » The Bearcats have won 83 games over the last nine years, the most among the current American Athletic Conference.
- » UC's .728 winning percentage since 2007 ranks among the Top-10 teams in the NCAA FBS.

## PLAYING FOR CHAMPIONSHIPS

- » With its win over Houston, UC claimed a share of the American Athletic Conference Championship.
- » UC has won five conference championships in the last seven seasons and 14 league championships all time.
- » UC & Boise State are the only two NCAA FBS schools to achieve that feat.
- » The Bearcats earned championships in 2008, 2009, 2010, 2012 and 14 while the Broncos won crowns in 2008, 2009, 2010, 2012 and 2014.

## BEARCATS +1 GAME PLEASE

- » UC became bowl eligible following its sixth win of the season, a 54-46 thriller over East Carolina.
- » UC played in its fourth straight bowl game and eighth in the last nine seasons.
- » The Bearcats hold an 8-8 mark all-time in postseason games and have played in the Liberty (2011), Belk (2012 & 13) and Military (2014) Bowls in the last three seasons.

## MUNCHIE MAGIC ONCE AGAIN

- » QB Munchie Legaux was one of the top stories in college football this season as the senior completed a miraculous comeback from a devastating knee injury suffered in the second game of the 2013 season.
- » After making his initial appearance in the season opener against Toledo, Legaux led the Bearcats to three wins in relief of Gunner Kiel.
- » He had a 9-yard rushing TD against USF where he scampered up the middle, crossed the goal line, slid on his knees and was mobbed by his teammates.
- » Legaux threw three TD passes on Halloween night at Tulane and helped lead UC to a championship in the second half of the Houston game.

## GOING STREAKING & TURNING A SEASON AROUND

- » Over the last seven games of the regular season, UC underwent a renaissance of sorts, snapping a three-game losing streak and starting a seven-game winning streak with victories over SMU, USF, Tulane, East Carolina, UConn, Temple and Houston.
- » Compared to their first five games (-7.8), the Bearcats are +20.4 points per game, rushing for 201.4 yards per game (96.2), totaling 477.6 yards per game (430.0), forcing 17 turnovers and holding its opponents to 358.0 yards per game, almost 215.6 less per game than the first five.

## SMALLER STORIES, BUT I'M SURE YOU'RE FOLLOWING

- » UC is one of seven FBS programs to have won nine or more games in each of the last four years, joining Alabama, Clemson, Florida State, Nebraska, Northern Illinois and Oregon.
- » UC is one of six NCAA FBS schools to play in four-straight bowl games as well as the last four NCAA Men's Basketball Tournaments along with Kansas State, Louisville, Michigan State, San Diego State and Wisconsin.
- » Cincinnati is the only FBS school holding league titles in both football and men's basketball.
- » UC closed its second season under coach Tommy Tuberville. The 18-year head coaching veteran led the Bearcats to a 9-4 mark and a Belk Bowl appearance in 2013 and a 9-3 regular-season mark, American Athletic Conference Championship and Military Bowl appearance in 2014.
- » After a three-game skid in Oct., UC ended the regular season on a seven-game winning streak with wins at SMU, vs. USF, at Tulane, vs. East Carolina, at UConn, at Temple and vs. Houston.
- » The Bearcats have won seven-straight American road games, dating back to a win at Memphis in 2013.
- » Eight of UC's 10 games in 2014 occurred at night with the Bearcats holding a 6-2 mark.

## STATISTICALLY SPEAKING

- » The Bearcats averaged nearly three sacks per game (2.7) and were second in the American.
- » LB Jeff Luc tied for the NCAA FBS lead with six forced fumbles and four fumble recoveries.
- » Luc (134), S Zach Edwards (121) and LB Nick Temple (113) all surpassed the 100 tackle mark.
- » DE Terrell Hartsfield led the American with 9.0 sacks, more than quadrupling his 2013 number of 1.5. Hartsfield also had 12.0 tackles for a loss and three fumble recoveries.
- » QB Gunner Kiel threw a league leading 31 TD passes, tying UC's single-season record. He also led the American in passing efficiency (149.4) and is the fifth UC signal caller to throw for 3,000 or more yards in a season (3,254).
- » K Andrew Gantz was one of 20 semifinalists for the Groza Award and is 16-of-20 on the season.
- » RB Mike Boone scored nine rushing TDs in the final seven regular season games of 2014.

## FOOTBALL PLACES SEVEN ON ALL-LEAGUE SQUAD

- » Seven UC student-athletes earned All-American Athletic Conference honors for the 2014 season.
- » OG Parker Ehinger, OT Eric Lefeld, DL Terrell Hartsfield and LB Jeff Luc were named first-team honorees.
- » K Andrew Gantz was a second-team pick and QB Gunner Kiel and LB Nick Temple were honorable mention selections.

## LAST SEVEN GAMES (REG SEASON)

UC	OPP	STATISTIC	UC	OPP
371	16.7	Points Per Game	33.0	40.8
201.4	117.4	Rushing YPG	96.2	271.2
276.1	240.6	Passing YPG	333.8	302.4
477.6	358.0	Total YPG	430.0	573.6
6.3	5.2	Total YPP	6.2	7.0
17	12	Turnovers Forced	6	7
70	33	Points Off TOs	35	35
31:51	28:09	Time of Poss.	24:15	35:45

## UNDER CONSTRUCTION

- » Nippert Stadium is undergoing an \$86-million renovation that began in December 2013. The 98-year old facility will feature a new five-story west side pavilion with suites and patio and club seats as well as concourse, restroom and concession enhancements on both the west and east sides. The capacity will increase to 40,000. UC will play off site in 2014 at Paul Brown Stadium downtown and return to Nippert in 2015, the 100th anniversary of original construction on the stadium.



## IRON BEARCATS

- » OL Eric Lefeld started his 42nd consecutive game against Houston, while OL Parker Ehinger started his 36th consecutive game, and LB Nick Temple started his 40th consecutive game.

## RIP AND GRAB

- » LB Jeff Luc forced his sixth fumble of the year at Temple, which ties Scooby Wright from Arizona for the national lead.
- » Luc's forced fumbles and recoveries are the most for any UC player since at least 2001.

## ROAD TRIPPING

- » UC is riding a seven-game road conference win streak, dating back to the 2013 game at Memphis, a 34-21 UC win.
- » UC's last conference road loss came at USF on Oct. 5, 2013, a 26-20 setback.

## LOOKING FOR 200

- » Predicting football success is never a sure thing, but since 2007, a benchmark for UC's success has been hitting the 200-yard plateau in rushing.
- » The Bearcats are 28-1 when topping 200 yards rushing since 2007 with the lone loss coming in 2012 at Toledo.
- » UC rushed for 200 or more yards in four games in 2014, all victories.

## NOTING THE SHUTOUT

- » UC's shutout of UConn was its first since shutting out Miami (Ohio) on Sept. 21, 2013.
- » UConn was shut out at home for the first time since 1978 and it was the first shutout of the Huskies at Rentschler Field.

## CLIMBING THE CHARTS

- » On the season, QB Gunner Kiel is 233-of-390 for 3,254 yards, 31 touchdowns and 13 interceptions.
- » He is the fifth UC QB to throw for 3,000 or more yards in a season and he ranks third on the single-season chart.
- » Kiel also tied with Ben Mauk for the single-season school record with 31 TD passes.

## SINGLE-SEASON RECORD

## Passing Yards

Rk	Yards	Player	Year
1.	3,543	Gino Guidugli	2002
2.	3,272	Greg Cook	1968
3.	3,254	<i>Gunner Kiel</i>	2014

## ABOUT TIME

- » TE Jake Golic caught his first reception and touchdown of his career with 00:36 remaining in the second quarter at UConn.
- » The sixth year senior battled through injuries his entire career, spanning four years at Notre Dame and two at UC.

## #SCOOP6SCORE

- » UC tallied four scores on fumble recoveries through 12 games by four different players.
- » S Carter Jacobs recovered his first career fumble at Miami (Fla.), scooping it up for a 27-yard TD late in the fourth quarter.
- » LB Nick Temple was next up, with a 27-yard fumble recovery for a TD of his own at SMU, LB Eric Wilson recovered a muffed punt for a score in the end zone at Tulane and DE Terrell Hartsfield also had a 27-yard fumble recovery for a TD on the final play of the East Carolina game.

## TARGET PLAYER

- » WR Shaq Washington had a career-high 211 all-purpose yards against USF, including 12 receptions for a career-high 163 receiving yards.
- » Washington has had a reception in each of the last 26 games and at least three catches in the last 12 games.
- » He added a career-long punt return of 46 yards in the first quarter against the Bulls, which is also the longest for UC since Mardy Gilyard had a 53-yard return on Sept. 12, 2009 against Southeast Missouri State.
- » Washington's 12 reception game was a career high, the sixth 12-catch game in UC history and the first since Armon Binns did it against USF in 2010.
- » Washington's 145 career grabs is fifth on UC's career chart.

## CAREER RECORDS

## Receptions

Rk	Rec.	Player	Years
1.	204	Mardy Gilyard	2005; 2007-09
2.	204	Dominick Goodman	2005-08
	204	LaDaris Vann	1999-2002
4.	159	D.J. Woods	2008-11
5.	145	Shaq Washington	2010-

## WITTY HOPING FOR A RETURN

- » CB Adrian Witty missed UC's final 12 games after suffering a groin injury in the season opener against Toledo.
- » Witty is UC's most experienced DB, having played cornerback, safety and nickel during his UC career.
- » In 41 career games, Witty has tallied 90 tackles, including 6.5 for a loss, three sacks, seven PBUs and an interception.
- » He will petition the NCAA for a medical hardship waiver.

## WALK-ON PARTY

- » CB Grant Coleman is one of a number of current or former walk-ons contributing to the effort in 2014.
- » Chad Bansbach (RB), Bobby Brown (RB), Tyreek Burwell (OL), Clemente Casseus (LB), Andrew Gantz (K), Sam Geraci (P), Jake Golic (TE), Kevin Hyland (LB), EJ Junior (RB), John Lloyd (P), Dominic Mainello (OL), Will Steur (OL), Chad West (OL) and Kirk Willis (LS) and Eric Wilson (LB) have all seen action for the Bearcats.

## BEARCATS IN THE NFL

With the 2014 NFL season ongoing, 18 former student-athletes dot active rosters. Three former UC coaches, John Harbaugh, Rex Ryan and Mike Tomlin, are now NFL head coaches. Six former student-athletes hold NFL coaching positions and 16 former coaches now dot the pro ranks.

## NFL PLAYERS

NAME (Yrs. @ UC)	TEAM
Blake Annen (10-13)	Chicago
Connor Barwin (05-08)	Philadelphia
Armon Binns (07-10)	Kansas City (PS)
Brent Celek (03-06)	Philadelphia
Trent Cole (02-04)	Philadelphia
Sean Hooley (10-12)	St. Louis (PS)
Kevin Huber (07-08)	Cincinnati
John Hughes (08-11)	Cleveland
Jason Kelce (07-10)	Philadelphia
Travis Kelce (09, 11-12)	Kansas City
Jeff Linkenbach (06-09)	Kansas City
Ricardo Mathews (06-09)	San Diego
Adrien Robinson (08-11)	New York Giants
JK Schaffer (08-11)	Cincinnati (IR)
Kenbrell Thompson (11-12)	Oakland
Mike Windt (07-09)	San Diego
George Winn (08, 10-12)	Detroit
Derek Wolfe (08-11)	Denver

## NFL HEAD COACHES

NAME (@ UC; COACH/PLAYER)	TEAM
John Harbaugh (89-96; c)	Baltimore
Rex Ryan (96-97; c)	New York Jets
Mike Tomlin (99-00; c)	Pittsburgh

## NFL ASSISTANTS (Former Players)

Blue Adams (98-02; p)	Miami
Bill Davis (85-88; p)	Philadelphia
Sam Gaines (93-96; p)	Denver
Jordan Luallen (2011-13; p)	Washington (strength intern)
Chris Hewitt (93-96; p)	Baltimore
George Warhop (81-83; p & c)	Tampa Bay

## NFL ASSISTANTS (Former Coaches)

Paul F. Boudreau (98-99; c)	St. Louis
Rick Christophel (83; c)	Arizona
Kevin Coyle (78-79; c)	Miami
Mark Duffner (77-80; c)	Miami
Paul Dunn (94-95; c)	Houston
Jeff Fitzgerald (85; c)	Indianapolis
Amos Jones (99-02; c)	Arizona
John Lovett (89-92, 13; c)	Philadelphia
Don Martindale (96-98; c)	Baltimore
Rick Minter (94-03; hc)	Philadelphia
Jerry Rosburg (92-95; c)	Baltimore
Dan Roushar (05-06; c)	New Orleans
Bill Sheridan (89-91; c)	Detroit
Mike Solari (81-82; c)	San Francisco
Craig Ver Steeg (90-93; c)	Baltimore
Larry Zierlein (97-00; c)	Arizona

## » BY THE NUMBERS

26

- » WR Shaq Washington has had three or more receptions in each of UC's 13 games in 2014 and a reception in 26-straight games overall, dating to the 2013 opener against Purdue.

35

- » The Bearcats finished the Temple game with 255 yards of total offense, snapping a 35-game streak with 340 or more yards of total offense dating back to the 2011 opener.

20.3

- » WR Mekale McKay has averaged 20.3 yards per reception while at UC with 15 TDs. Twelve of the 15 scores have come on throws of 15 yards or more (40, 22, 15, 62, 24, 66, 34, 17, 27, 80, 55, 36).

# 2015 UNIVERSITY OF CINCINNATI FOOTBALL

## STATISTICS

TEAM STATISTICS	Cincinnati	Opponent
SCORING	442	354
Points Per Game	34.0	27.2
Points Off Turnovers	112	78
FIRST DOWNS	310	287
Rushing	103	132
Passing	185	142
Penalty	22	13
RUSHING YARDAGE	2035	2388
Yards gained rushing	2301	2831
Yards lost rushing	266	443
Rushing Attempts	454	501
Average Per Rush	4.5	4.8
Average Per Game	156.5	183.7
TDs Rushing	18	18
PASSING YARDAGE	3947	3320
Comp-Att-Int	294-491-14	276-454-8
Average Per Pass	8.0	7.3
Average Per Catch	13.4	12.0
Average Per Game	303.6	255.4
TDs Passing	35	22
TOTAL OFFENSE	5982	5708
Total Plays	945	955
Average Per Play	6.3	6.0
Average Per Game	460.2	439.1
KICK RETURNS: #-Yards	49-961	48-1069
PUNT RETURNS: #-Yards	14-79	13-64
INT RETURNS: #-Yards	8-46	14-142
KICK RETURN AVERAGE	19.6	22.3
PUNT RETURN AVERAGE	5.6	4.9
INT RETURN AVERAGE	5.8	10.1
FUMBLES-LOST	14-8	23-16
PENALTIES-Yards	59-542	77-746
Average Per Game	41.7	57.4
PUNTS-Yards	64-2481	60-2335
Average Per Punt	38.8	38.9
Net punt average	35.9	35.6
KICKOFFS-Yards	84-5233	74-4536
Average Per Kick	62.3	61.3
Net kick average	39.5	40.5
TIME OF POSSESSION/Game	28:43	31:17
3RD-DOWN Conversions	73/177	86/195
3rd-Down Pct	41%	44%
4TH-DOWN Conversions	11/16	7/17
4th-Down Pct	69%	41%
SACKS BY-Yards	35-263	18-119
MISC YARDS	0	0
TOUCHDOWNS SCORED	57	42
FIELD GOALS-ATTEMPTS	16-20	20-30
ON-SIDE KICKS	0-1	0-0
RED-ZONE SCORES	(46-51) 90%	(38-52) 73%
RED-ZONE TOUCHDOWNS	(34-51) 67%	(23-52) 44%
PAT-ATTEMPTS	(52-54) 96%	(40-40) 100%

TEAM STATISTICS	Cincinnati	Opponent
ATTENDANCE	173037	235845
Games/Avg Per Game	6/28840	6/39308
Neutral Site Games		1/34277

SCORE BY QUARTERS	1st	2nd	3rd	4th	TOTAL
Cincinnati	109	169	69	95	- 442
Opponents	97	64	113	80	- 354

INDIVIDUAL STATISTICS	GP	Att	Gain	Loss	Net	Avg	TD	Long	Avg/G
RUSHING									
BOONE, Mike	9	101	655	5	650	6.4	9	63	72.2
MOORE, Rod	13	143	659	41	618	4.3	5	61	47.5
KIEL, Gunner	13	63	282	140	142	2.3	1	24	10.9
WILLIAMS, Hosey	4	26	144	4	140	5.4	0	33	35.0
GREEN, Tion	3	28	119	1	118	4.2	1	14	39.3
EVANS, Jarred	4	22	118	8	110	5.0	1	17	27.5
BANSCHBACH, Chad	7	17	81	0	81	4.8	0	13	11.6
BROWN, Bobby	6	11	80	0	80	7.3	0	30	13.3
COLOSIMO, Michael	3	4	54	0	54	13.5	0	20	18.0
LEGAUX, Munchie	7	20	83	33	50	2.5	1	12	7.1
WASHINGTON, Shaq	13	8	23	0	23	2.9	0	9	1.8
JUNIOR IV, E.J.	7	1	3	0	3	3.0	0	3	0.4
ABERNATHY, RD	2	1	0	5	-5	-5.0	0	0	-2.5
<b>TOTAL</b>	<b>13</b>	<b>454</b>	<b>2301</b>	<b>266</b>	<b>2035</b>	<b>4.5</b>	<b>18</b>	<b>63</b>	<b>156.5</b>
<b>OPPONENTS</b>	<b>13</b>	<b>501</b>	<b>2831</b>	<b>443</b>	<b>2388</b>	<b>4.8</b>	<b>18</b>	<b>80</b>	<b>183.7</b>

PASSING	G	Effic	Cmp-Att-Int	Pct	Yds	TD	Lng	Avg/G
KIEL, Gunner	13	149.39	233-390-13	59.7	3254	31	83	250.3
LEGAUX, Munchie	7	136.40	53-80-1	66.2	574	3	54	82.0
COLOSIMO, Michael	3	114.25	5-13-0	38.5	78	1	43	26.0
EVANS, Jarred	4	56.80	2-5-0	40.0	10	0	12	2.5
WASHINGTON, Shaq	13	180.20	1-2-0	50.0	31	0	31	2.4
<b>TOTAL</b>	<b>13</b>	<b>145.22</b>	<b>294-491-14</b>	<b>59.9</b>	<b>3947</b>	<b>35</b>	<b>83</b>	<b>303.6</b>
<b>OPPONENTS</b>	<b>13</b>	<b>134.69</b>	<b>276-454-8</b>	<b>60.8</b>	<b>3320</b>	<b>22</b>	<b>89</b>	<b>255.4</b>

RECEIVING	G	No.	Yds	Avg	TD	Long	Avg/G
WASHINGTON, Shaq	13	66	761	11.5	4	40	58.5
MORRISON, Max	13	45	458	10.2	4	45	35.2
MCKAY, Mekale	13	44	725	16.5	8	80	55.8
MOORE, Chris	13	30	673	22.4	8	83	51.8
HOLTON, Johnny	13	29	431	14.9	5	41	33.2
CHISUM, Alex	13	22	242	11.0	2	23	18.6
COLE, Nate	13	15	145	9.7	2	34	11.2
GLADNEY, Casey	12	12	198	16.5	1	54	16.5
MOORE, Rod	13	9	137	15.2	0	31	10.5
BOONE, Mike	9	6	62	10.3	0	25	6.9
DOWDY, DJ	13	5	36	7.2	0	13	2.8
WILLIAMS, Hosey	4	3	33	11.0	0	18	8.2
ABERNATHY, RD	2	3	26	8.7	0	17	13.0
GREEN, Tion	3	3	15	5.0	0	16	5.0
COGSWELL, Tyler	7	1	3	3.0	0	3	0.4
GOLIC, Jake	13	1	2	2.0	1	2	0.2
<b>TOTAL</b>	<b>13</b>	<b>294</b>	<b>3947</b>	<b>13.4</b>	<b>35</b>	<b>83</b>	<b>303.6</b>
<b>OPPONENTS</b>	<b>13</b>	<b>276</b>	<b>3320</b>	<b>12.0</b>	<b>22</b>	<b>89</b>	<b>255.4</b>

PUNT RETURNS	No.	Yds	Avg	TD	Long
WASHINGTON, Shaq	13	79	6.1	0	46
MORRISON, Max	1	0	0.0	0	0
<b>TOTAL</b>	<b>14</b>	<b>79</b>	<b>5.6</b>	<b>0</b>	<b>46</b>
<b>OPPONENTS</b>	<b>13</b>	<b>64</b>	<b>4.9</b>	<b>0</b>	<b>37</b>

INTERCEPTIONS	No.	Yds	Avg	TD	Long
EDWARDS, Zach	2	14	7.0	0	14
WILDER, Howard	2	0	0.0	0	0
BROWN, Aaron	1	0	0.0	0	0
PAYNE, Leviticus	1	0	0.0	0	0
JONES, Andre	1	32	32.0	0	32
STEPHENS, Linden	1	0	0.0	0	0
<b>TOTAL</b>	<b>8</b>	<b>46</b>	<b>5.8</b>	<b>0</b>	<b>32</b>
<b>OPPONENTS</b>	<b>14</b>	<b>142</b>	<b>10.1</b>	<b>1</b>	<b>46</b>

## 2015 UNIVERSITY OF CINCINNATI FOOTBALL

## STATISTICS

KICK RETURNS	No.	Yds	Avg	TD	Long
HOLTON, Johnny	35	722	20.6	0	40
GLADNEY, Casey	7	146	20.9	0	35
MOORE, Chris	6	95	15.8	0	29
GOLIC, Jake	1	-2	-2.0	0	0
<b>TOTAL</b>	<b>49</b>	<b>961</b>	<b>19.6</b>	<b>0</b>	<b>40</b>
<b>OPPONENTS</b>	<b>48</b>	<b>1069</b>	<b>22.3</b>	<b>0</b>	<b>59</b>

FUMBLE RETURNS	No.	Yds	Avg	TD	Long
JACOBS, Carter	1	27	27.0	1	27
WILSON, Eric	1	5	5.0	1	5
PAYNE, Leviticus	1	2	2.0	0	2
TEMPLE, Nick	1	27	27.0	1	27
HARTSFIELD, Terrell	1	27	27.0	1	27
<b>TOTAL</b>	<b>5</b>	<b>88</b>	<b>17.6</b>	<b>4</b>	<b>27</b>
<b>OPPONENTS</b>	<b>1</b>	<b>41</b>	<b>41.0</b>	<b>1</b>	<b>26</b>

----- PATs -----									
SCORING	TD	FGs	Kick	Rush	Rcv	Pass	DXP	Saf	Points
GANTZ, Andrew	0	16-20	52-54	0-0	0	0-0	0	0	100
BOONE, Mike	9	0-0	0-0	0-0	0	0-0	0	0	54
MOORE, Chris	8	0-0	0-0	0-0	0	0-0	0	0	48
MCKAY, Mekale	8	0-0	0-0	0-0	0	0-0	0	0	48
HOLTON, Johnny	5	0-0	0-0	0-0	0	0-0	0	0	30
MOORE, Rod	5	0-0	0-0	0-0	0	0-0	0	0	30
MORRISON, Max	4	0-0	0-0	0-0	0	0-0	0	0	24
WASHINGTON, Shaq	4	0-0	0-0	0-0	0	0-0	0	0	24
COLE, Nate	2	0-0	0-0	0-0	0	0-0	0	0	12
CHISUM, Alex	2	0-0	0-0	0-0	0	0-0	0	0	12
EVANS, Jarred	1	0-0	0-0	0-0	0	0-0	0	0	6
LEGAUX, Munchie	1	0-0	0-0	0-0	0	0-0	0	0	6
KIEL, Gunner	1	0-0	0-0	0-0	0	0-2	0	0	6
GREEN, Tion	1	0-0	0-0	0-0	0	0-0	0	0	6
GOLIC, Jake	1	0-0	0-0	0-0	0	0-0	0	0	6
WILSON, Eric	1	0-0	0-0	0-0	0	0-0	0	0	6
GLADNEY, Casey	1	0-0	0-0	0-0	0	0-0	0	0	6
JACOBS, Carter	1	0-0	0-0	0-0	0	0-0	0	0	6
HARTSFIELD, Terrell	1	0-0	0-0	0-0	0	0-0	0	0	6
TEMPLE, Nick	1	0-0	0-0	0-0	0	0-0	0	0	6
<b>TOTAL</b>	<b>57</b>	<b>16-20</b>	<b>52-54</b>	<b>0-0</b>	<b>0</b>	<b>0-2</b>	<b>0</b>	<b>0</b>	<b>442</b>
<b>OPPONENTS</b>	<b>42</b>	<b>20-30</b>	<b>40-40</b>	<b>0-0</b>	<b>0</b>	<b>0-2</b>	<b>0</b>	<b>1</b>	<b>354</b>

TOTAL OFFENSE	G	Plays	Rush	Pass	Total	Avg/G
KIEL, Gunner	13	453	142	3254	3396	261.2
BOONE, Mike	9	101	650	0	650	72.2
LEGAUX, Munchie	7	100	50	574	624	89.1
MOORE, Rod	13	143	618	0	618	47.5
WILLIAMS, Hosey	4	26	140	0	140	35.0
COLOSIMO, Michael	3	17	54	78	132	44.0
EVANS, Jarred	4	27	110	10	120	30.0
GREEN, Tion	3	28	118	0	118	39.3
BANSCHBACH, Chad	7	17	81	0	81	11.6
BROWN, Bobby	6	11	80	0	80	13.3
WASHINGTON, Shaq	13	10	23	31	54	4.2
JUNIOR IV, E.J.	7	1	3	0	3	0.4
ABERNATHY, RD	2	1	-5	0	-5	-2.5
<b>TOTAL</b>	<b>13</b>	<b>945</b>	<b>2035</b>	<b>3947</b>	<b>5982</b>	<b>460.2</b>
<b>OPPONENTS</b>	<b>13</b>	<b>955</b>	<b>2388</b>	<b>3320</b>	<b>5708</b>	<b>439.1</b>

FIELD GOALS	M-A	Pct	01-19	20-29	30-39	40-49	50+	Lg	Blk
GANTZ, Andrew	16-20	80.0	0-0	5-5	6-7	5-7	0-1	47	0

FG SEQUENCE	CINCINNATI	OPPONENTS
Toledo	(34)	28,(23),(36),48
Miami (Ohio)	(21)	(49),30
Ohio State	-	(25),(42)
Memphis	38	(20),(20),43,55
Miami (Fla.)	(33),(46)	(42),(25)
SMU	(40),(30),(21)	(29)
USF	(20),(23)	(44)
Tulane	(30)	51
East Carolina	(33),(47)	(31),(23),53,48
UConn	(32),(44),42	38
Temple	-	(30),(31),27
Houston	43,(40)	(27)
Virginia Tech	51,(25)	(45),(49),(38),(33)

PUNTING	No.	Yds	Avg	Long	TB	FC	I20	50+	Blkd
GERACI, Sam	51	2007	39.4	60	5	13	15	7	0
LLOYD, John	11	399	36.3	54	0	2	5	1	0
KIEL, Gunner	2	75	37.5	42	1	0	1	0	0
<b>TOTAL</b>	<b>64</b>	<b>2481</b>	<b>38.8</b>	<b>60</b>	<b>6</b>	<b>15</b>	<b>21</b>	<b>8</b>	<b>0</b>
<b>OPPONENTS</b>	<b>60</b>	<b>2335</b>	<b>38.9</b>	<b>65</b>	<b>6</b>	<b>21</b>	<b>17</b>	<b>8</b>	<b>0</b>

KICKOFFS	No.	Yds	Avg	TB	OB	Retn	Net	YdLn
MILIANO, Tony	83	5195	62.6	34	1			
GERACI, Sam	1	38	38.0	0	0			
<b>TOTAL</b>	<b>84</b>	<b>5233</b>	<b>62.3</b>	<b>34</b>	<b>1</b>	<b>1069</b>	<b>39.5</b>	<b>25</b>
<b>OPPONENTS</b>	<b>74</b>	<b>4536</b>	<b>61.3</b>	<b>23</b>	<b>2</b>	<b>961</b>	<b>40.5</b>	<b>24</b>

ALL PURPOSE	G	Rush	Rec	PR	KOR	IR	Tot	Avg/G
HOLTON, Johnny	13	0	431	0	722	0	1153	88.7
WASHINGTON, Shaq	13	23	761	79	0	0	863	66.4
MOORE, Chris	13	0	673	0	95	0	768	59.1
MOORE, Rod	13	618	137	0	0	0	755	58.1
MCKAY, Mekale	13	0	725	0	0	0	725	55.8
BOONE, Mike	9	650	62	0	0	0	712	79.1
MORRISON, Max	13	0	458	0	0	0	458	35.2
GLADNEY, Casey	12	0	198	0	146	0	344	28.7
CHISUM, Alex	13	0	242	0	0	0	242	18.6
WILLIAMS, Hosey	4	140	33	0	0	0	173	43.2
COLE, Nate	13	0	145	0	0	0	145	11.2
KIEL, Gunner	13	142	0	0	0	0	142	10.9
GREEN, Tion	3	118	15	0	0	0	133	44.3
EVANS, Jarred	4	110	0	0	0	0	110	27.5
BANSCHBACH, Chad	7	81	0	0	0	0	81	11.6
BROWN, Bobby	6	80	0	0	0	0	80	13.3
COLOSIMO, Michael	3	54	0	0	0	0	54	18.0
LEGAUX, Munchie	7	50	0	0	0	0	50	7.1
DOWDY, DJ	13	0	36	0	0	0	36	2.8
JONES, Andre	13	0	0	0	0	32	32	2.5
ABERNATHY, RD	2	-5	26	0	0	0	21	10.5
EDWARDS, Zach	13	0	0	0	0	14	14	1.1
COGSWELL, Tyler	7	0	3	0	0	0	3	0.4
JUNIOR IV, E.J.	7	3	0	0	0	0	3	0.4
<b>TOTAL</b>	<b>13</b>	<b>2035</b>	<b>3947</b>	<b>79</b>	<b>961</b>	<b>46</b>	<b>7068</b>	<b>543.7</b>
<b>OPPONENTS</b>	<b>13</b>	<b>2388</b>	<b>3320</b>	<b>64</b>	<b>1069</b>	<b>142</b>	<b>6983</b>	<b>537.2</b>

# 2015 UNIVERSITY OF CINCINNATI FOOTBALL

## STATISTICS

DEFENSE	GP-GS	TACKLES				SACKS No-Yards	Int-Yds	PASS DEF		FUMBLES		BLKD	
		Solo	Ast	Total	TFL/Yds			BrUp	QBH	Rcv-Yds	FF	Kick	Saf
1L LUC, Jeff	13-10	65	69	134	10.0-57	6.5-51	.	4	6	4-0	6	.	.
22 EDWARDS, Zach	13-13	67	54	121	3.5-6	.	2-14	6	.	.	1	.	.
43 TEMPLE, Nick	13-13	67	46	113	10.5-38	3.0-27	.	2	2	1-27	.	.	.
9 PAYNE, Leviticus	13-12	38	19	57	5.5-23	2.0-14	1-0	7	1	2-2	.	.	.
13 COLEMAN, Grant	13-12	35	21	56	1.0-1	.	.	2	.	.	1	.	.
3D WILDER, Howard	13-10	32	15	47	2.5-14	1.0-10	2-0	4	.	1-0	.	.	.
92 MOUHON, Silverberry	13-9	20	26	46	5.0-42	4.0-30	.	1	3	.	1	.	.
29 JONES, Andre	13-10	29	15	44	3.0-8	.	1-32	6	.	.	.	.	.
5 TYSON, Mike	13-3	14	27	41	0.5-1	.	.	1	.	1-0	.	.	.
95 HARTSFIELD, Terrell	13-10	22	16	38	12.0-89	9.0-58	.	2	3	3-27	1	.	.
90 BEARD, Camaron	13-13	8	29	37	2.0-14	1.0-8	.	.	2	.	.	.	.
93 HARRAH, Brad	13-9	16	16	32	6.0-23	3.5-20	.	2	2	.	1	.	.
2E WILSON, Eric	13-0	18	12	30	3.5-33	.	.	.	2	3-5	1	.	.
40 BROWN, Kevin	13-1	13	17	30	2.0-11	1.0-10	.	5	1	.	.	.	.
99 JORDAN, Jerrell	12-6	5	19	24	1.0-5	.	.	1	1	.	.	.	.
70 MITCHELL, Brandon	13-4	12	11	23	0.5-2	0.5-2	.	.	1	.	.	.	.
32 STEPHENS, Linden	13-0	9	10	19	.	.	1-0	4	1	.	.	.	.
50 PACE, Alex	12-0	6	12	18	3.0-10	.	.	.	.	.	.	.	.
6 CASSEUS, Clemente	4-1	7	7	14	1.5-6	0.5-5	.	1	.	.	.	.	.
7D BROWN, Aaron	12-0	6	6	12	.	.	1-0	.	.	.	.	.	.
20 JACOBS, Carter	13-0	6	3	9	.	.	.	1	.	1-27	.	.	.
41 HYLAND, Kevin	13-0	2	5	7	.	.	.	.	.	.	.	.	.
94 BURTON, Chris	13-0	5	2	7	1.0-7	1.0-7	.	.	.	.	.	.	.
19 WASHINGTON, Shaq	13-12	4	.	4	.	.	.	.	.	.	.	.	.
2B BROWN, Bobby	6-0	2	1	3	.	.	.	.	.	.	.	.	.
15 MOORE, Chris	13-13	3	.	3	.	.	.	.	.	.	.	.	.
80 CHISUM, Alex	13-0	3	.	3	.	.	.	.	.	.	.	.	.
8D WITTY, Adrian	1-1	2	1	3	.	.	.	.	.	.	.	.	.
5D WILSON, Mark	9-0	2	1	3	1.0-8	1.0-8	.	.	.	.	.	.	.
30 BANSCHBACH, Chad	7-0	2	1	3	.	.	.	.	.	.	.	.	.
2 MCKAY, Mekale	13-12	2	.	2	.	.	.	.	.	.	.	.	.
84 COLE, Nate	13-0	1	1	2	.	.	.	.	.	.	.	.	.
33 TENTMAN, Solomon	2-0	1	1	2	.	.	.	.	.	.	.	.	.
23 WILLIAMS, Hosey	4-3	2	.	2	.	.	.	.	.	.	.	.	.
82 MORRISON, Max	13-10	1	1	2	.	.	.	.	.	.	.	.	.
26 GERACI, Sam	13-0	1	1	2	.	.	.	.	.	.	.	.	.
27 BOONE, Mike	9-0	1	1	2	.	.	.	.	.	.	.	.	.
74 MURRAY, Justin	13-11	1	.	1	.	.	.	.	.	.	.	.	.
14 MILIANO, Tony	13-0	1	.	1	.	.	.	.	.	.	.	.	.
TM TEAM	8-0	1	.	1	1.0-13	1.0-13	.	.	.	.	.	.	.
21 MOORE, Rod	13-9	1	.	1	.	.	.	.	.	.	1	.	.
3 HOLTON, Johnny	13-3	1	.	1	.	.	.	.	.	.	.	.	.
<b>TOTAL</b>	<b>13-0</b>	<b>534</b>	<b>466</b>	<b>1000</b>	<b>76-411</b>	<b>35-263</b>	<b>8-46</b>	<b>49</b>	<b>25</b>	<b>16-88</b>	<b>13</b>	<b>.</b>	<b>.</b>
<b>OPPONENTS</b>	<b>13-0</b>	<b>478</b>	<b>442</b>	<b>920</b>	<b>45.0-188</b>	<b>18-119</b>	<b>14-142</b>	<b>53</b>	<b>20</b>	<b>8-41</b>	<b>8</b>	<b>.</b>	<b>1</b>

## SPECIAL TEAMS TACKLES

Player	Total	KO	Punt	Player	Total	KO	Punt	Player	Total	KO	Punt
WILSON, Eric	11	10	1	BROWN, Bobby	3	3	0	BROWN, Aaron	2	2	0
COLEMAN, Grant	11	11	0	CHISUM, Alex	3	3	0	MILIANO, Tony	1	1	0
CASSEUS, Clemente	6	5	1	BANSCHBACH, Chad	3	3	0	EDWARDS, Zach	1	1	0
HYLAND, Kevin	6	6	0	GERACI, Sam	2	1	1	JONES, Andre	1	0	1
WILDER, Howard	6	2	4	BROWN, Kevin	2	2	0	<b>TOTALS</b>	<b>78</b>	<b>65</b>	<b>13</b>
TYSON, Mike	5	1	4	COLE, Nate	2	2	0				
TEMPLE, Nick	5	4	1	MORRISON, Max	2	2	0				
JACOBS, Carter	4	4	0	BOONE, Mike	2	2	0				

## 2015 UNIVERSITY OF CINCINNATI FOOTBALL

GAME-BY-GAME STATISTICS

## OFFENSE

## PASSING

#11 KIEL, Gunner	Att	Comp	Int	Pct	Yards	TD	Long	Sack	Yds	Effic
Toledo	37	25	0	67.6	418	6	52	1	8	216.0
Miami (Ohio)	39	25	2	64.1	271	4	29	1	6	146.1
Ohio State	32	21	0	65.6	352	4	83	1	8	199.3
Memphis	27	11	1	40.7	216	1	80	2	12	112.8
Miami (Fla.)	57	31	3	54.4	355	3	45	1	3	113.5
SMU	20	13	0	65.0	241	1	48	0	0	182.7
USF	22	13	0	59.1	196	1	38	0	0	148.9
Tulane	1	0	1	0.0	0	0	0	0	0	-200.0
UConn	30	17	1	56.7	161	3	22	0	0	128.1
Temple	31	19	0	61.3	174	1	31	1	17	119.1
Houston	24	15	0	62.5	190	2	29	2	10	156.5
Virginia Tech	26	14	2	53.8	244	1	40	2	12	130.0
TOTALS	390	233	13	59.7	3254	31	83	12	83	149.4

#4 LEGAUX, Munchie	Att	Comp	Int	Pct	Yards	TD	Long	Sack	Yds	Effic
Toledo	5	4	0	80.0	18	0	12	0	0	110.2
Memphis	13	5	0	38.5	39	0	10	0	0	63.7
SMU	5	2	0	40.0	17	0	9	1	4	68.6
USF	15	14	0	93.3	121	0	18	1	10	161.1
Tulane	24	16	1	66.7	211	3	54	0	0	173.4
UConn	4	2	0	50.0	10	0	7	0	0	71.0
Houston	14	10	0	71.4	158	0	34	2	15	166.2
TOTALS	80	53	1	66.3	574	3	54	4	29	136.4

#12 EVANS, Jarred	Att	Comp	Int	Pct	Yards	TD	Long	Sack	Yds	Effic
Ohio State	1	0	0	0.0	0	0	0	0	0	0.0
Miami (Fla.)	2	0	0	0.0	0	0	0	2	7	0.0
SMU	2	2	0	100.0	10	0	12	0	0	142.0
TOTALS	5	2	0	40.0	10	0	12	2	7	56.8

#1C COLOSIMO, M.	Att	Comp	Int	Pct	Yards	TD	Long	Sack	Yds	Effic
Tulane	1	1	0	100.0	3	0	3	0	0	125.2
UConn	2	1	0	50.0	5	0	5	0	0	71.0
Virginia Tech	10	3	0	30.0	70	1	43	0	0	121.8
TOTALS	13	5	0	38.5	78	1	43	0	0	114.2

#19 WASHINGTON, S.	Att	Comp	Int	Pct	Yards	TD	Long	Sack	Yds	Effic
Miami (Fla.)	1	0	0	0.0	0	0	0	0	0	0.0
Virginia Tech	1	1	0	100.0	31	0	31	0	0	360.4
<b>TOTALS</b>	<b>2</b>	<b>1</b>	<b>0</b>	<b>50.0</b>	<b>31</b>	<b>0</b>	<b>31</b>	<b>0</b>	<b>0</b>	<b>180.2</b>

**RUSHING**

[illegible]

## 2015 UNIVERSITY OF CINCINNATI FOOTBALL

RECEIVING															
PLAYER	No-Yds/TD		TOL	MIAOH	OSU	MEM	MIAFL	SMU	USF	TUL	ECU	UCONN	TEM	HOU	VT
WASHINGTON, S.	66-761/4		4-54/1	7-71/0	4-27/0	3-16/0	6-65/1	3-36/0	12-163/0	4-36/1	4-42/0	6-63/0	3-25/0	5-63/1	5-100/0
MCKAY, Mekale	44-725/8		9-175/1	3-40/2	1-11/0	2-89/1	2-6/1	2-56/0	3-22/0	1-16/0	9-172/2	1-17/0	6-39/1	3-47/0	2-35/0
MOORE, Chris	30-673/8		2-23/1	1-12/1	3-221/3	5-84/0	6-74/0	1-7/0	2-30/0	-	4-97/1	-	-	2-22/0	4-103/2
MORRISON, Max	45-458/4		4-51/1	4-43/0	3-27/0	1-13/0	6-84/1	3-20/0	5-42/0	5-57/1	5-43/1	-	2-11/0	5-54/0	2-13/0
HOLTON, Johnny	29-431/5		3-68/0	1-29/1	3-34/1	-	5-83/0	1-23/1	2-38/1	1-30/0	3-35/0	4-35/1	5-34/0	1-22/0	-
CHISUM, Alex	22-242/2		3-39/1	1-4/0	3-19/0	3-25/0	1-17/0	2-17/0	1-10/0	2-11/0	1-21/0	-	-	3-40/1	2-39/0
GLADNEY, Casey	12-198/1		-	-	-	1-10/0	-	2-61/0	DNP	2-59/1	1-15/0	4-25/0	-	1-4/0	1-24/0
COLE, Nate	15-145/2		1-11/1	1-3/0	2-6/0	-	1-5/0	1-12/0	2-12/0	-	1-7/0	3-20/1	1-22/0	2-47/0	-
MOORE, Rod	9-137/0		-	1-10/0	-	-	1-3/0	1-27/0	-	-	1-4/0	1-14/0	1-31/0	2-42/0	1-6/0
BOONE, Mike	6-62/0		DNP	DNP	DNP	DNP	3-18/0	-	-	-	-	-	1-12/0	1-7/0	1-25/0
DOWDY, DJ	5-36/0		1-13/0	1-8/0	1-4/0	-	-	1-9/0	-	1-2/0	-	-	-	-	-
WILLIAMS, Hosey	3-33/0		-	1-12/0	1-3/0	1-18/0	DNP	DNP	DNP	DNP	DNP	DNP	DNP	DNP	DNP
ABERNATHY, RD	3-26/0		1-4/0	2-22/0	DNP	DNP	DNP	DNP	DNP	DNP	DNP	DNP	DNP	DNP	DNP
GREEN, Tion	3-15/0		1--2/0	2-17/0	-	DNP	DNP	DNP	DNP	DNP	DNP	DNP	DNP	DNP	DNP
COGSWELL, Tyler	1-3/0		-	-	DNP	-	-	-	DNP	1-3/0	DNP	-	DNP	DNP	DNP
GOLIC, Jake	1-2/1		-	-	-	-	-	-	-	-	-	1-2/1	-	-	-
TOTAL TACKLES	UA-A	TOT	TOL	MIAOH	OSU	MEM	MIAFL	SMU	USF	TUL	ECU	UCONN	TEM	HOU	VT
LUC, Jeff	65-69	134	5-7	8-11	11-7	4-10	3-1	5-4	3-0	7-3	4-4	4-6	4-3	3-4	4-9
EDWARDS, Zach	67-54	121	4-7	3-9	7-2	7-11	1-0	1-3	2-3	7-5	12-4	0-1	8-0	8-5	7-4
TEMPLE, Nick	67-46	113	4-5	3-3	5-2	1-10	5-0	7-0	4-2	3-2	8-6	8-5	9-4	7-5	3-2
PAYNE, L.	38-19	57	2-3	1-2	6-5	-	-	5-3	6-0	3-2	2-0	1-1	4-0	6-3	2-0
COLEMAN, Grant	35-21	56	5-1	1-3	3-0	1-6	6-1	4-1	3-3	2-0	2-1	2-2	4-1	1-1	1-1
WILDER, Howard	32-15	47	3-5	2-1	1-1	2-1	-	0-2	-	6-2	6-0	4-0	4-0	0-1	4-2
MOUHON, S.	20-26	46	1-3	0-4	5-3	4-4	2-0	1-1	0-1	2-0	2-2	0-2	2-1	0-3	1-2
JONES, Andre	29-15	44	4-0	2-1	4-6	5-0	2-1	0-1	1-1	2-1	5-1	0-2	0-1	4-0	-
TYSON, Mike	14-27	41	3-4	0-4	3-2	3-6	1-0	1-1	1-0	1-0	0-1	1-2	-	-	0-7
HARTSFIELD, T.	22-16	38	2-4	0-1	5-1	2-3	1-0	1-0	4-1	1-0	1-2	-	2-1	0-2	3-1
BEARD, Camaron	8-29	37	0-3	0-4	2-2	1-7	1-1	0-1	1-1	1-2	0-1	0-1	0-1	0-3	2-2
HARRAH, Brad	16-16	32	1-1	2-4	1-0	0-3	1-0	0-1	1-0	1-1	1-1	0-1	2-0	3-3	3-1
BROWN, Kevin	13-17	30	1-1												

## 2015 UNIVERSITY OF CINCINNATI FOOTBALL

## GAME-BY-GAME STATISTICS

SACKS	UA-A	TOT	TOL	MIAOH	OSU	MEM	MIAFL	SMU	USF	TUL	ECU	UCONN	TEM	HOU	VT
HARTSFIELD, T.	8-2	9.0	1.5-10	0.5-3	1.0-4	-	1.0-8	1.0-4	1.0-2	1.0-12	1.0-7	-	-	-	1.0-8
LUC, Jeff	6-1	6.5	-	1.5-12	-	-	-	1.0-6	-	-	1.0-13	2.0-13	1.0-7	-	-
MOUHON, S.	3-2	4.0	-	1.0-8	-	-	1.0-6	-	-	-	2.0-16	-	-	-	-
HARRAH, Brad	3-1	3.5	-	2.5-11	-	-	-	-	-	-	-	-	-	-	1.0-9
TEMPLE, Nick	3-0	3.0	-	-	-	-	-	-	-	-	-	-	2.0-18	1.0-9	-
PAYNE, L.	2-0	2.0	-	1.0-9	-	-	-	-	-	-	-	-	-	1.0-5	-
TEAM	1-0	1.0	-	-	-	-	1.0-13	-	-	-	-	-	-	-	-
WILDER, Howard	1-0	1.0	-	-	-	-	-	-	-	1.0-10	-	-	-	-	-
WILSON, Mark	1-0	1.0	-	-	DNP	-	-	1.0-8	DNP	-	-	-	DNP	DNP	-
BEARD, Camaron	0-2	1.0	-	1.0-8	-	-	-	-	-	-	-	-	-	-	-
BURTON, Chris	1-0	1.0	1.0-7	-	-	-	-	-	-	-	-	-	-	-	-
BROWN, Kevin	1-0	1.0	-	-	-	-	-	-	-	-	-	-	-	-	1.0-10
CASSEUS, C.	0-1	0.5	0.5-5	DNP	-	-	-	DNP	DNP	DNP	DNP	DNP	DNP	DNP	DNP
MITCHELL, B.	0-1	0.5	-	0.5-2	-	-	-	-	-	-	-	-	-	-	-

TFLs	UA-A	TOT	TOL	MIAOH	OSU	MEM	MIAFL	SMU	USF	TUL	ECU	UCONN	TEM	HOU	VT
HARTSFIELD, T.	10-4	12.0	1.5-10	0.5-3	1.0-4	-	1.0-8	1.0-4	2.0-20	1.0-12	1.0-7	-	0.5-0	-	2.5-21
TEMPLE, Nick	9-3	10.5	-	0.5-1	-	0.5-1	-	1.0-1	-	0.5-1	1.0-1	2.0-2	3.0-21	2.0-10	-
LUC, Jeff	8-4	10.0	-	3.5-14	-	-	-	1.5-7	-	-	1.0-13	2.5-15	1.0-7	-	0.5-1
HARRAH, Brad	5-2	6.0	-	2.5-11	-	0.5-1	-	-	-	-	-	-	-	2.0-2	1.0-9
PAYNE, L.	4-3	5.5	-	1.0-9	-	-	-	1.5-5	1.0-1	0.5-1	-	0.5-2	-	1.0-5	-
MOUHON, S.	4-2	5.0	-	1.0-8	-	-	1.0-6	-	-	-	2.0-16	-	1.0-12	-	-
WILSON, Eric	3-1	3.5	-	-	1.0-20	0.5-0	1.0-3	-	-	1.0-10	-	-	-	-	-
EDWARDS, Zach	2-3	3.5	-	1.0-3	-	0.5-1	-	0.5-0	-	-	-	-	-	-	1.5-2
JONES, Andre	2-2	3.0	-	0.5-1	-	1.0-3	-	-	-	1.0-3	-	0.5-1	-	-	-
PACE, Alex	1-4	3.0	-	1.0-6	-	1.0-2	-	-	-	-	-	0.5-1	0.5-1	-	DNP
WILDER, Howard	2-1	2.5	-	-	-	-	-	-	-	1.0-10	-	-	1.0-3	-	0.5-1
BROWN, Kevin	2-0	2.0	-	-	-	-	-	1.0-1	-	-	-	-	-	-	1.0-10
BEARD, Camaron	1-2	2.0	-	1.0-8	-	-	-	-	1.0-6	-	-	-	-	-	-
CASSEUS, C.	1-1	1.5	0.5-5	DNP	1.0-1	-	-	DNP	DNP	DNP	DNP	DNP	DNP	DNP	DNP
JORDAN, Jerrell	1-0	1.0	-	-	-	-	-	-	-	DNP	-	-	-	-	1.0-5
COLEMAN, Grant	1-0	1.0	-	-	-	-	1.0-1	-	-	-	-	-	-	-	-
WILSON, Mark	1-0	1.0	-	-	DNP	-	-	1.0-8	DNP	-	-	-	DNP	DNP	-
BURTON, Chris	1-0	1.0	1.0-7	-	-	-	-	-	-	-	-	-	-	-	-
TEAM	1-0	1.0	-	-	-	-	1.0-13	-	-	-	-	-	-	-	-
MITCHELL, B.	0-1	0.5	-	0.5-2	-	-	-	-	-	-	-	-	-	-	-
TYSON, Mike	0-1	0.5	-	-	-	-	-	0.5-1	-	-	-	-	-	-	-

FUMBLES FORCED	TOTAL	TOL	MIAOH	OSU	MEM	MIAFL	SMU	USF	TUL	ECU	UCONN	TEM	HOU	VT
LUC, Jeff	6	-	1	1	-	-	1	-	-	1	1	1	-	-
MOUHON, S.	1	-	1	-	-	-	-	-	-	-	-	-	-	-
MOORE, Rod	1	-	-	-	-	-	-	-	-	-	-	-	-	1
COLEMAN, Grant	1	1	-	-	-	-	-	-	-	-	-	-	-	-
WILSON, Eric	1	-	-	-	-	-	-	1	-	-	-	-	-	-
HARTSFIELD, T.	1	-	-	-	-	-	-	1	-	-	-	-	-	-
EDWARDS, Zach	1	-	-	-	1	-	-	-	-	-	-	-	-	-
HARRAH, Brad	1	-	-	-	-	-	-	-	-	-	-	-	-	1

FUMBLES RECOVERED	TOTAL	TOL	MIAOH	OSU	MEM	MIAFL	SMU	USF	TUL	ECU	UCONN	TEM	HOU	VT
LUC, Jeff	4	-	-	-	-	-	-	2	-	1	1	-	-	-
WILSON, Eric	3	1	-	-	-	-	-	-	1	-	1	-	-	-
HARTSFIELD, T.	3	-	1	-	-	-	-	-	-	1	-	1	-	-
PAYNE, L.	2	-	-	1	-	-	-	-	-	-	-	1	-	-
TEMPLE, Nick	1	-	-	-	-	-	1	-	-	-	-	-	-	-
JACOBS, Carter	1	-	-	-	-	1	-	-	-	-	-	-	-	-
TYSON, Mike	1	-	1	-	-	-	-	-	-	-	-	-	-	-
WILDER, Howard	1	-	-	-	-	-	1	-	-	-	-	-	-	-

## 2015 UNIVERSITY OF CINCINNATI FOOTBALL

## STATISTICS

ALL-PURPOSE YARDS	TOTAL	TOL	MIAOH	OSU	MEM	MIAFL	SMU	USF	TUL	ECU	UCONN	TEM	HOU	VT
HOLTON, Johnny	1153	209	70	94	105	130	79	82	33	149	64	34	22	82
WASHINGTON, S.	863	65	71	27	16	64	51	211	36	49	63	34	63	113
MOORE, Chris	768	23	14	221	84	74	7	30	-	97	-	54	41	123
MOORE, Rod	755	2	10	2	65	30	74	28	124	103	122	50	117	28
MCKAY, Mekale	725	175	40	11	89	6	56	22	16	172	17	39	47	35
BOONE, Mike	712	DNP	DNP	DNP	DNP	32	18	212	113	45	52	74	92	74
MORRISON, Max	458	51	43	27	13	84	20	42	57	43	-	11	54	13
GLADNEY, Casey	344	-	-	23	10	41	61	DNP	59	15	25	-	49	61
CHISUM, Alex	242	39	4	19	25	17	17	10	11	21	-	-	40	39
WILLIAMS, Hosey	173	103	23	24	23	DNP	DNP	DNP	DNP	DNP	DNP	DNP	DNP	DNP
COLE, Nate	145	11	3	6	-	5	12	12	-	7	20	22	47	-
KIEL, Gunner	142	24	17	-1	7	2	50	20	-	6	28	-6	-11	6
GREEN, Tion	133	12	90	31	DNP	DNP	DNP	DNP	DNP	DNP	DNP	DNP	DNP	DNP
EVANS, Jarred	110	5	DNP	17	DNP	21	67	DNP	DNP	DNP	DNP	DNP	DNP	DNP
BANSCHBACH, C.	81	DNP	DNP	DNP	-	-	58	23	DNP	-	DNP	-	-	DNP
BROWN, Bobby	80	DNP	DNP	DNP	DNP	DNP	DNP	DNP	13	-	67	-	-	-
COLOSIMO, M.	54	DNP	DNP	DNP	DNP	DNP	DNP	DNP	-	DNP	-	DNP	DNP	54
LEGAUX, Munchie	50	5	DNP	DNP	20	DNP	-	6	16	DNP	-	DNP	3	DNP
DOWDY, DJ	36	13	8	4	-	-	9	-	2	-	-	-	-	-
JONES, Andre	32	-	-	-	-	-	32	-	-	-	-	-	-	-
ABERNATHY, RD	21	-1	22	DNP	DNP	DNP	DNP	DNP	DNP	DNP	DNP	DNP	DNP	DNP
EDWARDS, Zach	14	-	14	-	-	-	-	-	-	-	-	-	-	-
COGSWELL, Tyler	3	-	-	DNP	-	-	-	DNP	3	DNP	-	DNP	DNP	DNP
JUNIOR IV, E.J.	3	DNP	-	DNP	-	3	-	-	-	-	DNP	DNP	DNP	DNP

[illegible][illegible]

INT RETURNS	TOTAL	TOL	MIAOH	OSU	MEM	MIAFL	SMU	USF	TUL	ECU	UCONN	TEM	HOU	VT
EDWARDS, Zach	2-14	-	1-14	-	-	-	-	-	-	-	-	-	-	1-0
WILDER, Howard	2-0	-	-	-	-	-	1-0	1-0	-	-	-	-	-	-
JONES, Andre	1-32	-	-	-	-	-	1-32	-	-	-	-	-	-	-
BROWN, Aaron	1-0	-	DNP	-	-	-	-	-	-	-	-	-	1-0	-
STEPHENS, L.	1-0	-	-	-	-	-	-	1-0	-	-	-	-	-	-
PAYNE, L.	1-0	-	-	-	-	-	-	-	-	-	1-0	-	-	-

[illegible]

**ANTOUN, Mason**

Tackles: 3, at Rutgers, 11/16/13 (2-1)

**BANSCHBACH, Chad**

Rush attempts: 10, at SMU, 10/18/14

Rush yards: 58, at SMU, 10/18/14 (10 carries)

Long rush: 13, at SMU, 10/18/14

Total offense attempts: 10, at SMU, 10/18/14 (10 rush,0 pass)

Total offense yards: 58, at SMU, 10/18/14 (58 rush,0 pass)

All-purpose yards: 58, at SMU, 10/18/14

Tackles: 1, at Miami (Fla.), 10/11/14 (1-0); at SMU, 10/18/14 (1-0); East Carolina, 11/13/14 (0-1)

**BEARD, Camaron**

Tackles: 8, Memphis, 10/04/14 (1-7)

Sacks: 1.0, Northwestern State, 09/14/13 (1-0); Miami (Ohio), 09/20/14 (0-2)

Tackles for loss: 1.0, 6 times

Fumbles forced: 1 [t-10th], Miami (Ohio), 10/06/12

Fumbles recovered: 1 [t-5th], Pittsburgh, 09/06/12

Pass breakups: 1, USF, 11/23/12

**BOND, Deyshawn**

Tackles: 1, at USF, 10/05/13 (1-0); SMU, 11/09/13 (0-1)

**BOONE, Mike**

Points scored: 18, Houston, 12/06/14

Touchdowns: 3, Houston, 12/06/14

Rush attempts: 19, USF, 10/24/14

Rush yards: 212, USF, 10/24/14 (19 carries)

Rush TDs: 3, Houston, 12/06/14

Long rush: 63, USF, 10/24/14

Receptions: 3, at Miami (Fla.), 10/11/14

Receiving yards: 25, vs Virginia Tech, 12/27/14 (1 receptions)

Long reception: 25, vs Virginia Tech, 12/27/14

Total offense attempts: 19, USF, 10/24/14 (19 rush,0 pass)

Total offense yards: 212, USF, 10/24/14 (212 rush,0 pass)

All-purpose yards: 212, USF, 10/24/14

Tackles: 1, USF, 10/24/14 (0-1); at UConn, 11/22/14 (1-0)

**BROWN, Aaron**

Interceptions: 1, Houston, 12/06/14

Tackles: 4, Houston, 12/06/14 (2-2)

**BROWN, Bobby**

Rush attempts: 10, at UConn, 11/22/14

Rush yards: 67, at UConn, 11/22/14 (10 carries)

Long rush: 30, at UConn, 11/22/14

Total offense attempts: 10, at UConn, 11/22/14 (10 rush,0 pass)

Total offense yards: 67, at UConn, 11/22/14 (67 rush,0 pass)

All-purpose yards: 67, at UConn, 11/22/14

Tackles: 1, at Tulane, 10/31/14 (1-0); East Carolina, 11/13/14 (0-1); Houston, 12/06/14 (1-0)

**BROWN, Kevin**

Tackles: 13, Memphis, 10/04/14 (2-11)

Sacks: 1.0, vs Virginia Tech, 12/27/14 (1-0)

Tackles for loss: 1.0, at SMU, 10/18/14 (1-0); vs Virginia Tech, 12/27/14 (1-0)

Pass breakups: 2, USF, 10/24/14 ; East Carolina, 11/13/14

**BURTON, Chris**

Tackles: 2, at Miami (Fla.), 10/11/14 (2-0)

Sacks: 1.0, Toledo, 09/12/14 (1-0)

Tackles for loss: 1.0, Toledo, 09/12/14 (1-0)

**CASSEUS, C.**

Tackles: 7, Northwestern State, 09/14/13 (2-5)

Sacks: .5, Toledo, 09/12/14 (0-1)

Tackles for loss: 1.0, 4 times

Pass breakups: 1, at Ohio State, 09/27/14

**CHISUM, Alex**

Points scored: 6, 4 times

Touchdowns: 1, 4 times

Receptions: 4, Louisville, 10/15/11

Receiving yards: 73, at USF, 10/22/11 (3 receptions)

Receiving TDs: 1, 4 times

Long reception: 30, at USF, 10/22/11

All-purpose yards: 73, at USF, 10/22/11

Tackles: 2, at Temple, 11/29/14 (2-0)

**COGSWELL, Tyler**

Receptions: 1, at Tulane, 10/31/14

Receiving yards: 3, at Tulane, 10/31/14 (1 receptions)

Long reception: 3, at Tulane, 10/31/14

All-purpose yards: 3, at Tulane, 10/31/14

**COLE, Nate**

Points scored: 6, Toledo, 09/12/14 ; at UConn, 11/22/14

Touchdowns: 1, Toledo, 09/12/14 ; at UConn, 11/22/14

Receptions: 3, at UConn, 11/22/14

Receiving yards: 47, Houston, 12/06/14 (2 receptions)

Receiving TDs: 1, Toledo, 09/12/14 ; at UConn, 11/22/14

Long reception: 34, Houston, 12/06/14

All-purpose yards: 47, Houston, 12/06/14

Tackles: 1, USF, 10/24/14 (1-0); East Carolina, 11/13/14 (0-1)

**COLEMAN, Grant**

Tackles: 7, Memphis, 10/04/14 (1-6); at Miami (Fla.), 10/11/14 (6-1)

Tackles for loss: 1.0, at Miami (Fla.), 10/11/14 (1-0)

Fumbles forced: 1 [t-10th], Toledo, 09/12/14

Pass breakups: 1, at Tulane, 10/31/14 ; at Rutgers, 11/16/13 ; vs Virginia Tech, 12/27/14

**COLOSIMO, M.**

Rush attempts: 4, vs Virginia Tech, 12/27/14

Rush yards: 54, vs Virginia Tech, 12/27/14 (4 carries)

Long rush: 20, vs Virginia Tech, 12/27/14

Pass attempts: 10, vs Virginia Tech, 12/27/14

Pass completions: 3, vs Virginia Tech, 12/27/14

Pass yards: 70, vs Virginia Tech, 12/27/14

Pass TDs: 1, vs Virginia Tech, 12/27/14

Long pass: 43, vs Virginia Tech, 12/27/14

Total offense attempts: 14, vs Virginia Tech, 12/27/14 (4 rush,10 pass)

Total offense yards: 124, vs Virginia Tech, 12/27/14 (54 rush,70 pass)

All-purpose yards: 54, vs Virginia Tech, 12/27/14

**DOSTON, Darren**

Tackles: 1, Northwestern State, 09/14/13 (0-1)

Fumbles recovered: 1, Purdue, 08/31/13

**DOWDY, DJ**

Receptions: 1, Toledo, 09/12/14 ; at Miami (Ohio), 09/21/13 ; UConn, 10/19/13

Receiving yards: 13, Toledo, 09/12/14 (1 receptions)

Long reception: 13, Toledo, 09/12/14

All-purpose yards: 13, Toledo, 09/12/14

**EDWARDS, Zach**

All-purpose yards: 20, Temple, 10/11/13

Interceptions: 1, 4 times

Long interception return: 20, Temple, 10/11/13

Tackles: 18, Memphis, 10/04/14 (7-11)

Tackles for loss: 1.5, vs Virginia Tech, 12/27/14 (1-0)

Fumbles forced: 1, Purdue, 08/31/13 ; Memphis, 10/04/14

Fumbles recovered: 1, at Memphis, 10/30/13

Pass breakups: 3, vs NC Tar Heels, 12/28/13

**EVANS, Jarred**

Points scored: 6, at SMU, 10/18/14

Touchdowns: 1, at SMU, 10/18/14

Rush attempts: 10, at SMU, 10/18/14

Rush yards: 67, at SMU, 10/18/14 (10 carries)

Rush TDs: 1, at SMU, 10/18/14

Long rush: 17, at SMU, 10/18/14

Pass attempts: 2, at Miami (Fla.), 10/11/14 ; at SMU, 10/18/14

Pass completions: 2, at SMU, 10/18/14

Pass yards: 10, at SMU, 10/18/14

Long pass: 12, at SMU, 10/18/14

Total offense attempts: 12, at SMU, 10/18/14 (10 rush,2 pass)

Total offense yards: 77, at SMU, 10/18/14 (67 rush,10 pass)

All-purpose yards: 67, at SMU, 10/18/14

# 2015 UNIVERSITY OF CINCINNATI FOOTBALL

## INDIVIDUAL GAME HIGHS

### **GANTZ, Andrew**

Points scored: 12, East Carolina, 11/13/14  
 Kick PATs: 7, Toledo, 09/12/14  
 Points by kicking: 12, East Carolina, 11/13/14  
 Field goals made: 3, at SMU, 10/18/14  
 Field goal attempts: 3, at SMU, 10/18/14  
 Longest field goal: 47, East Carolina, 11/13/14

### **GERACI, Sam**

Punt attempts: 8, at Temple, 11/29/14  
 Punt yards: 337, at Temple, 11/29/14 (8 punts)  
 Longest punt: 60, at Miami (Fla.), 10/11/14  
 Tackles: 1, at UConn, 11/22/14 (0-1); vs Virginia Tech, 12/27/14 (1-0)

### **GLADNEY, Casey**

Points scored: 6, at Tulane, 10/31/14  
 Touchdowns: 1, at Tulane, 10/31/14  
 Receptions: 4, at UConn, 11/22/14  
 Receiving yards: 61, at SMU, 10/18/14 (2 receptions)  
 Receiving TDs: 1, at Tulane, 10/31/14  
 Long reception: 54, at Tulane, 10/31/14  
 All-purpose yards: 61, at SMU, 10/18/14 ; vs Virginia Tech, 12/27/14  
 Kick returns: 2, at Miami (Fla.), 10/11/14 ; Houston, 12/06/14 ; vs Virginia Tech, 12/27/14  
 Kick return yards: 45, Houston, 12/06/14 (2 returns)  
 Long kick return: 35, Houston, 12/06/14

### **GOLIC, Jake**

Points scored: 6, at UConn, 11/22/14  
 Touchdowns: 1, at UConn, 11/22/14  
 Receptions: 1, at UConn, 11/22/14  
 Receiving yards: 2, at UConn, 11/22/14 (1 receptions)  
 Receiving TDs: 1, at UConn, 11/22/14  
 Long reception: 2, at UConn, 11/22/14  
 All-purpose yards: 2, at UConn, 11/22/14  
 Kick returns: 1, Houston, 12/06/14  
 Kick return yards: -2, Houston, 12/06/14 (1 returns)

### **GREEN, Tion**

Points scored: 12, Temple, 10/11/13 ; at Memphis, 10/30/13  
 Touchdowns: 2, Temple, 10/11/13 ; at Memphis, 10/30/13  
 Rush attempts: 18, Temple, 10/11/13  
 Rush yards: 91, Temple, 10/11/13 (18 carries)  
 Rush TDs: 2, Temple, 10/11/13 ; at Memphis, 10/30/13  
 Long rush: 24, Temple, 10/11/13  
 Receptions: 2, Miami (Ohio), 09/20/14  
 Receiving yards: 17, Miami (Ohio), 09/20/14 (2 receptions)  
 Long reception: 16, Miami (Ohio), 09/20/14  
 Total offense attempts: 18, Temple, 10/11/13 (18 rush,0 pass)  
 Total offense yards: 91, Temple, 10/11/13 (91 rush,0 pass)  
 All-purpose yards: 96, Temple, 10/11/13

### **HARRAH, Brad**

Tackles: 6, Miami (Ohio), 09/20/14 (2-4); Houston, 12/06/14 (3-3)  
 Sacks: 2.5, Miami (Ohio), 09/20/14 (2-1)  
 Tackles for loss: 2.5, at Illinois, 09/07/13 (2-0); Miami (Ohio), 09/20/14 (2-1)  
 Fumbles forced: 1, vs Virginia Tech, 12/27/14  
 Pass breakups: 1, Memphis, 10/04/14 ; at SMU, 10/18/14

### **HARTSFIELD, Terrell**

Points scored: 6, East Carolina, 11/13/14  
 Touchdowns: 1, East Carolina, 11/13/14  
 Tackles: 6, Toledo, 09/12/14 (2-4); at Ohio State, 09/27/14 (5-1)  
 Sacks: 1.5, Toledo, 09/12/14 (1-1); UConn, 10/19/13 (1-1)  
 Tackles for loss: 2.0, UConn, 10/19/13 (1-1); USF, 10/24/14 (2-0)  
 Fumbles forced: 1, USF, 10/24/14  
 Fumbles recovered: 1, Miami (Ohio), 09/20/14 ; East Carolina, 11/13/14 ; at Temple, 11/29/14  
 Pass breakups: 1, USF, 10/24/14 ; East Carolina, 11/13/14 ; vs NC Tar Heels, 12/28/13

### **HOLTON, Johnny**

Points scored: 6, 5 times  
 Touchdowns: 1, 5 times  
 Receptions: 5, at Miami (Fla.), 10/11/14 ; at Temple, 11/29/14  
 Receiving yards: 83, at Miami (Fla.), 10/11/14 (5 receptions)  
 Receiving TDs: 1, 5 times

Long reception: 41, Toledo, 09/12/14  
 All-purpose yards: 209, Toledo, 09/12/14  
 Kick returns: 6, Toledo, 09/12/14 ; East Carolina, 11/13/14  
 Kick return yards: 141, Toledo, 09/12/14 (6 returns)  
 Long kick return: 40, at SMU, 10/18/14  
 Tackles: 1, Toledo, 09/12/14 (1-0); East Carolina, 11/13/14 (1-0)

### **HYLAND, Kevin**

Tackles: 2, Northwestern State, 09/14/13 (0-2); Memphis, 10/04/14 (0-2); at UConn, 11/22/14 (0-2)

### **JACOBS, Carter**

Points scored: 6, at Miami (Fla.), 10/11/14  
 Touchdowns: 1, at Miami (Fla.), 10/11/14  
 Tackles: 4, at Miami (Fla.), 10/11/14 (4-0)  
 Fumbles recovered: 1, at Miami (Fla.), 10/11/14

### **JONES, Andre**

All-purpose yards: 32, at SMU, 10/18/14  
 Interceptions: 1, at SMU, 10/18/14  
 Long interception return: 32, at SMU, 10/18/14  
 Tackles: 10, at Ohio State, 09/27/14 (4-6)  
 Tackles for loss: 1.0, Memphis, 10/04/14 (1-0); at Tulane, 10/31/14 (1-0)  
 Pass breakups: 1, at SMU, 10/18/14 ; USF, 10/24/14 ; at Tulane, 10/31/14

### **JORDAN, Jerrell**

Tackles: 5, at Ohio State, 09/27/14 (0-5); vs Virginia Tech, 12/27/14 (2-3)  
 Tackles for loss: 1.0, vs Virginia Tech, 12/27/14 (1-0)  
 Pass breakups: 1, East Carolina, 11/13/14 ; at Rutgers, 11/16/13

### **JUNIOR IV, E.J.**

Rush attempts: 1, at Miami (Fla.), 10/11/14  
 Rush yards: 3, at Miami (Fla.), 10/11/14 (1 carries)  
 Long rush: 3, at Miami (Fla.), 10/11/14  
 Total offense attempts: 1, at Miami (Fla.), 10/11/14 (1 rush,0 pass)  
 Total offense yards: 3, at Miami (Fla.), 10/11/14 (3 rush,0 pass)  
 All-purpose yards: 3, at Miami (Fla.), 10/11/14

### **KEEBLER, Cory**

Tackles: 1, Louisville, 12/05/13 (0-1); vs NC Tar Heels, 12/28/13 (1-0)

### **KIEL, Gunner**

Points scored: 6, USF, 10/24/14  
 Touchdowns: 1, USF, 10/24/14  
 Rush attempts: 8, Miami (Ohio), 09/20/14  
 Rush yards: 50, at SMU, 10/18/14 (6 carries)  
 Rush TDs: 1, USF, 10/24/14  
 Long rush: 24, Toledo, 09/12/14  
 Pass attempts: 57, at Miami (Fla.), 10/11/14  
 Pass completions: 31, at Miami (Fla.), 10/11/14  
 Pass yards: 436, East Carolina, 11/13/14  
 Pass TDs: 6, Toledo, 09/12/14  
 Had intercepted: 3, at Miami (Fla.), 10/11/14 ; East Carolina, 11/13/14  
 Long pass: 83, at Ohio State, 09/27/14  
 Total offense attempts: 61, at Miami (Fla.), 10/11/14 (4 rush,57 pass)  
 Total offense yards: 442, Toledo, 09/12/14 (24 rush,418 pass); East Carolina, 11/13/14 (6 rush,436 pass)  
 All-purpose yards: 50, at SMU, 10/18/14  
 Punt attempts: 1, Miami (Ohio), 09/20/14 ; at Temple, 11/29/14  
 Punt yards: 42, Miami (Ohio), 09/20/14 (1 punts)  
 Longest punt: 42, Miami (Ohio), 09/20/14

### **LEAHY, Ryan**

Tackles: 1, at Rutgers, 11/16/13 (1-0)

**LEGAUX, Munchie**

Points scored: 6, 8 times  
Touchdowns: 1, 8 times  
Rush attempts: 12, at Rutgers, 11/19/11  
Rush yards: 117, Pittsburgh, 09/06/12 (6 carries)  
Rush TDs: 1, 8 times  
Long rush: 77, Pittsburgh, 09/06/12  
Pass attempts: 42, vs Virginia Tech, 09/29/12  
Pass completions: 20, Delaware State, 09/14/12  
Pass yards: 376, vs Virginia Tech, 09/29/12  
Pass TDs: 3, vs Virginia Tech, 09/29/12 ; at Tulane, 10/31/14 ; Connecticut, 12/03/11  
Had intercepted: 3, at Louisville, 10/26/12  
Long pass: 78, Fordham, 10/12/12  
Receptions: 1, Pittsburgh, 12/04/10  
Receiving yards: 18, Pittsburgh, 12/04/10 (1 receptions)  
Long reception: 18, Pittsburgh, 12/04/10  
Total offense attempts: 53, vs Virginia Tech, 09/29/12 (11 rush,42 pass)  
Total offense yards: 403, vs Virginia Tech, 09/29/12 (27 rush,376 pass)  
All-purpose yards: 117, Pittsburgh, 09/06/12  
Tackles: 1, Austin Peay, 09/03/11 (0-1); at USF, 10/22/11 (0-1); vs Duke, 12/27/12 (1-0)

**LLOYD, John**

Rush attempts: 1, at Rutgers, 11/16/13  
Rush yards: 14, at Rutgers, 11/16/13 (1 carries)  
Long rush: 14, at Rutgers, 11/16/13  
Total offense attempts: 1, at Rutgers, 11/16/13 (1 rush,0 pass)  
Total offense yards: 14, at Rutgers, 11/16/13 (14 rush,0 pass)  
All-purpose yards: 14, at Rutgers, 11/16/13  
Punt attempts: 5, at Illinois, 09/07/13 ; at Ohio State, 09/27/14 ; vs NC Tar Heels, 12/28/13  
Punt yards: 198, at Ohio State, 09/27/14 (5 punts)  
Longest punt: 62, Louisville, 12/05/13  
Tackles: 1, at Illinois, 09/07/13 (1-0)

**LUC, Jeff**

Tackles: 19, Miami (Ohio), 09/20/14 (8-11)  
Sacks: 2.0, at UConn, 11/22/14 (2-0)  
Tackles for loss: 3.5, Miami (Ohio), 09/20/14 (3-1)  
Fumbles forced: 1 [t-10th], 9 times  
Fumbles recovered: 2 [t-1st], USF, 10/24/14  
Pass breakups: 1, 6 times

**MCKAY, Mekale**

Points scored: 18, at Rutgers, 11/16/13  
Touchdowns: 3, at Rutgers, 11/16/13  
Rush attempts: 1, at Rutgers, 11/16/13  
Rush yards: 1, at Rutgers, 11/16/13 (1 carries)  
Long rush: 1, at Rutgers, 11/16/13  
Receptions: 9, Toledo, 09/12/14 ; East Carolina, 11/13/14  
Receiving yards: 175, Toledo, 09/12/14 (9 receptions)  
Receiving TDs: 3, at Rutgers, 11/16/13  
Long reception: 80, Memphis, 10/04/14  
Total offense attempts: 1, at Rutgers, 11/16/13 (1 rush,0 pass)  
Total offense yards: 1, at Rutgers, 11/16/13 (1 rush,0 pass)  
All-purpose yards: 175, Toledo, 09/12/14  
Tackles: 1, Miami (Ohio), 09/20/14 (1-0); at Tulane, 10/31/14 (1-0)

**MILIANO, Tony**

Points scored: 14, NC State, 09/22/11 ; at Pittsburgh, 11/05/11  
Kick PATs: 9, Northwestern State, 09/14/13  
Points by kicking: 14, NC State, 09/22/11 ; at Pittsburgh, 11/05/11  
Field goals made: 4, at Pittsburgh, 11/05/11  
Field goal attempts: 4, at Pittsburgh, 11/05/11 ; at Houston, 11/23/13 ; at Syracuse, 11/26/11  
Longest field goal: 48, NC State, 09/22/11 ; at Syracuse, 11/26/11  
Tackles: 1, Austin Peay, 09/03/11 (1-0); at Miami (Fla.), 10/11/14 (1-0)

**MITCHELL, B.**

Tackles: 6, Memphis, 10/04/14 (3-3)  
Sacks: .5, Miami (Ohio), 09/20/14 (0-1)  
Tackles for loss: 1.0, at Rutgers, 11/16/13 (1-0)

**MOORE, Chris**

Points scored: 18, at Ohio State, 09/27/14  
Touchdowns: 3, at Ohio State, 09/27/14  
Rush attempts: 1, Temple, 10/11/13 ; Louisville, 12/05/13

Rush yards: 20, Temple, 10/11/13 (1 carries)  
Long rush: 20, Temple, 10/11/13  
Receptions: 7, Louisville, 12/05/13  
Receiving yards: 221, at Ohio State, 09/27/14 (3 receptions)  
Receiving TDs: 3, at Ohio State, 09/27/14  
Long reception: 83, at Ohio State, 09/27/14  
Total offense attempts: 1, Temple, 10/11/13 (1 rush,0 pass); Louisville, 12/05/13 (1 rush,0 pass)  
Total offense yards: 20, Temple, 10/11/13 (20 rush,0 pass)  
All-purpose yards: 221, at Ohio State, 09/27/14  
Kick returns: 3, at Temple, 11/29/14  
Kick return yards: 54, at Temple, 11/29/14 (3 returns)  
Long kick return: 29, at Temple, 11/29/14  
Tackles: 1, Memphis, 10/04/14 (1-0); Rutgers, 11/17/12 (1-0); at UConn, 11/22/14 (1-0)

**MOORE, Rod**

Points scored: 6, 5 times  
Touchdowns: 1, 5 times  
Rush attempts: 21, at UConn, 11/22/14  
Rush yards: 124, at Tulane, 10/31/14 (15 carries)  
Rush TDs: 1, 5 times  
Long rush: 61, at Tulane, 10/31/14  
Receptions: 2, Houston, 12/06/14  
Receiving yards: 42, Houston, 12/06/14 (2 receptions)  
Long reception: 31, at Temple, 11/29/14  
Total offense attempts: 21, at UConn, 11/22/14 (21 rush,0 pass)  
Total offense yards: 124, at Tulane, 10/31/14 (124 rush,0 pass)  
All-purpose yards: 124, at Tulane, 10/31/14  
Kick returns: 5, Louisville, 12/05/13 ; vs NC Tar Heels, 12/28/13  
Kick return yards: 114, Louisville, 12/05/13 (5 returns)  
Long kick return: 33, at Memphis, 10/30/13  
Tackles: 3, UConn, 10/19/13 (2-1)  
Fumbles forced: 1, vs Virginia Tech, 12/27/14  
Pass breakups: 1, UConn, 10/19/13

**MORRISON, Max**

Points scored: 6, 7 times  
Touchdowns: 1, 7 times  
Rush attempts: 1, at Illinois, 09/07/13  
Rush yards: 3, at Illinois, 09/07/13 (1 carries)  
Long rush: 3, at Illinois, 09/07/13  
Receptions: 6, at Miami (Fla.), 10/11/14  
Receiving yards: 87, Northwestern State, 09/14/13 (2 receptions)  
Receiving TDs: 1, 7 times  
Long reception: 46, Northwestern State, 09/14/13  
Total offense attempts: 1, at Illinois, 09/07/13 (1 rush,0 pass)  
Total offense yards: 3, at Illinois, 09/07/13 (3 rush,0 pass)  
All-purpose yards: 87, Northwestern State, 09/14/13  
Punt returns: 1, vs Virginia Tech, 12/27/14  
Tackles: 1, East Carolina, 11/13/14 (0-1); vs Virginia Tech, 12/27/14 (1-0)

**MOUHON, S.**

Receptions: 1, vs Virginia Tech, 09/29/12  
Receiving yards: 16, vs Virginia Tech, 09/29/12 (1 receptions)  
Long reception: 16, vs Virginia Tech, 09/29/12  
All-purpose yards: 16, vs Virginia Tech, 09/29/12  
Tackles: 8, at Ohio State, 09/27/14 (5-3); Memphis, 10/04/14 (4-4)  
Sacks: 2.0, UConn, 10/19/13 (1-2); East Carolina, 11/13/14 (2-0); at Houston, 11/23/13 (2-0)  
Tackles for loss: 2.5, at Houston, 11/23/13 (2-0)  
Fumbles forced: 1, 4 times  
Pass breakups: 1, Purdue, 08/31/13 ; Miami (Ohio), 10/06/12 ; at Temple, 11/29/14

**MURRAY, Justin**

Tackles: 1, East Carolina, 11/13/14 (1-0)

**PACE, Alex**

Tackles: 4, at UConn, 11/22/14 (1-3)  
Tackles for loss: 1.0, Miami (Ohio), 09/20/14 (1-0); Memphis, 10/04/14 (0-0)

INDIVIDUAL GAME HIGHS

**PAYNE, Leviticus**

Interceptions: 1, at Rutgers, 11/16/13 ; at UConn, 11/22/14  
Tackles: 11, at Ohio State, 09/27/14 (6-5)  
Sacks: 1.0, Miami (Ohio), 09/20/14 (1-0); Houston, 12/06/14 (1-0)  
Tackles for loss: 2.0, Miami (Ohio), 09/20/14 (2-0)  
Fumbles forced: 1, Miami (Ohio), 09/20/14  
Fumbles recovered: 1, at Ohio State, 09/27/14 ; at Temple, 11/29/14 ; vs NC Tar Heels, 12/28/13  
Pass breakups: 2, East Carolina, 11/13/14 ; Houston, 12/06/14 ; vs Virginia Tech, 12/27/14

**STEPHENS, Linden**

Interceptions: 1, USF, 10/24/14  
Tackles: 3, 4 times  
Pass breakups: 2, East Carolina, 11/13/14

**TEMPLE, Nick**

Points scored: 6, at SMU, 10/18/14 ; vs Duke, 12/27/12  
Touchdowns: 1, at SMU, 10/18/14 ; vs Duke, 12/27/12  
All-purpose yards: 55, vs Duke, 12/27/12  
Interceptions: 1, Purdue, 08/31/13 ; vs Duke, 12/27/12 ; vs Vanderbilt, 12/31/11  
Long interception return: 55, vs Duke, 12/27/12  
Tackles: 14, East Carolina, 11/13/14 (8-6)  
Sacks: 2.0, Northwestern State, 09/14/13 (2-0); at Temple, 11/29/14 (2-0)  
Tackles for loss: 3.5, at Connecticut, 12/01/12 (3-0)  
Fumbles forced: 1, Temple, 10/11/13 ; vs Vanderbilt, 12/31/11  
Fumbles recovered: 1, at SMU, 10/18/14  
Pass breakups: 1, 7 times

**TYSON, Mike**

All-purpose yards: 95, UConn, 10/19/13  
Interceptions: 1, UConn, 10/19/13 ; at Rutgers, 11/16/13  
Long interception return: 87 [1st], UConn, 10/19/13  
Tackles: 9, Memphis, 10/04/14 (3-6)  
Tackles for loss: .5, at SMU, 10/18/14 (0-0); at Rutgers, 11/16/13 (0-0)  
Fumbles recovered: 1 [t-4th], Miami (Ohio), 09/20/14  
Pass breakups: 1, at Ohio State, 09/27/14 ; Louisville, 12/05/13

**WASHINGTON, S.**

Points scored: 6, 6 times  
Touchdowns: 1, 6 times  
Rush attempts: 4, vs Virginia Tech, 12/27/14 ; vs NC Tar Heels, 12/28/13  
Rush yards: 67, vs NC Tar Heels, 12/28/13 (4 carries)  
Rush TDs: 1, vs NC Tar Heels, 12/28/13  
Long rush: 52, vs NC Tar Heels, 12/28/13  
Pass attempts: 2, at Rutgers, 11/16/13  
Pass completions: 2, at Rutgers, 11/16/13  
Pass yards: 40, at Rutgers, 11/16/13  
Pass TDs: 1, at Rutgers, 11/16/13  
Long pass: 31, vs Virginia Tech, 12/27/14  
Receptions: 12, USF, 10/24/14  
Receiving yards: 163, USF, 10/24/14 (12 receptions)  
Receiving TDs: 1, 5 times  
Long reception: 43, at Houston, 11/23/13  
Total offense attempts: 5, vs Virginia Tech, 12/27/14 (4 rush,1 pass); vs NC Tar Heels, 12/28/13 (4 rush,1 pass)  
Total offense yards: 67, vs NC Tar Heels, 12/28/13 (67 rush,0 pass)  
All-purpose yards: 211, USF, 10/24/14  
Punt returns: 5, at Miami (Ohio), 09/21/13  
Punt return yards: 46, USF, 10/24/14 (2 returns)  
Long punt return: 46, USF, 10/24/14  
Kick returns: 1, Northwestern State, 09/14/13 ; at Rutgers, 11/16/13  
Kick return yards: 19, Northwestern State, 09/14/13 (1 returns)  
Long kick return: 19, Northwestern State, 09/14/13  
Tackles: 2, at Tulane, 10/31/14 (2-0)

**WILDER, Howard**

Interceptions: 1, 4 times  
Tackles: 8, Toledo, 09/12/14 (3-5); at Tulane, 10/31/14 (6-2)  
Sacks: 1.0, at Tulane, 10/31/14 (1-0)  
Tackles for loss: 1.0, at Tulane, 10/31/14 (1-0); at Temple, 11/29/14 (1-0)  
Fumbles forced: 1, Purdue, 08/31/13  
Fumbles recovered: 1, at SMU, 10/18/14  
Pass breakups: 2, at Illinois, 09/07/13

**WILLIAMS, Hosey**

Points scored: 12, Northwestern State, 09/14/13

Touchdowns: 2, Northwestern State, 09/14/13  
Rush attempts: 20, at Miami (Ohio), 09/21/13  
Rush yards: 117, Northwestern State, 09/14/13 (11 carries)  
Rush TDs: 2, Northwestern State, 09/14/13  
Long rush: 77, Northwestern State, 09/14/13  
Receptions: 1, 7 times  
Receiving yards: 18, Memphis, 10/04/14 (1 receptions)  
Long reception: 18, Memphis, 10/04/14  
Total offense attempts: 20, at Miami (Ohio), 09/21/13 (20 rush,0 pass)  
Total offense yards: 117, Northwestern State, 09/14/13 (117 rush,0 pass)  
All-purpose yards: 117, Northwestern State, 09/14/13  
Tackles: 1, Miami (Ohio), 09/20/14 (1-0); at Ohio State, 09/27/14 (1-0); SMU, 11/09/13 (0-1)

**WILLIS, Kirk**

Tackles: 2, Pittsburgh, 09/06/12 (1-1)

**WILSON, Eric**

Points scored: 6, at Tulane, 10/31/14  
Touchdowns: 1, at Tulane, 10/31/14  
Tackles: 5, at Ohio State, 09/27/14 (4-1)  
Tackles for loss: 1.0, at Ohio State, 09/27/14 (1-0); at Miami (Fla.), 10/11/14 (1-0); at Tulane, 10/31/14 (1-0)  
Fumbles forced: 1, USF, 10/24/14  
Fumbles recovered: 1, Toledo, 09/12/14 ; at Tulane, 10/31/14

**WILSON, Mark**

Tackles: 3, at SMU, 10/18/14 (2-1)  
Sacks: 1.0, at SMU, 10/18/14 (1-0)  
Tackles for loss: 1.0, at SMU, 10/18/14 (1-0)

**WITTY, Adrian**

Points scored: 6, Purdue, 08/31/13  
Touchdowns: 1, Purdue, 08/31/13  
All-purpose yards: 41, Purdue, 08/31/13  
Interceptions: 1, Purdue, 08/31/13  
Long interception return: 41, Purdue, 08/31/13  
Tackles: 11, SMU, 11/09/13 (7-4)  
Sacks: 2.0, USF, 11/23/12 (2-0)  
Tackles for loss: 2.0, at Toledo, 10/20/12 (2-0); USF, 11/23/12 (2-0)  
Fumbles forced: 2, Austin Peay, 09/03/11  
Pass breakups: 2, USF, 11/23/12

## CINCINNATI SUPERLATIVES

## INDIVIDUAL

**Longest Rush:** 63, Mike Boone vs. USF  
**Longest Touchdown Run:** 28, Rod Moore at UConn  
**Longest Pass:** 83, Gunner Kiel at Ohio State  
**Longest TD Pass:** 83, Gunner Kiel at Ohio State  
**Longest Punt Return:** 46, Shaq Washington vs. USF  
**Longest Kickoff Return:** 40, Johnny Holton, at SMU  
**Longest Interception Return:** 32, Andre Jones at SMU  
**Most Punts:** 8, Sam Geraci at Temple  
**Longest Punt:** 60, Sam Geraci at Miami (Fla.)  
**Highest Punt Average:** 46.3, Sam Geraci at UConn  
**Longest Field Goal:** 47, Andrew Gantz vs. East Carolina  
**Most Field Goals:** 3, Andrew Gantz at SMU  
**Most TDs Rushing:** 3, Mike Boone vs. Houston  
**Most TDs Receiving:** 3, Chris Moore at Ohio State  
**Most TDs Passing:** 6, Gunner Kiel vs. Toledo  
**Most Rushing Attempts:** 21, Rod Moore at UConn  
**Most Yards Rushing:** 212, Mike Boone vs. USF  
**Most Pass Attempts:** 57, Gunner Kiel at Miami (Fla.)  
**Most Pass Completions:** 31, Gunner Kiel at Miami (Fla.)  
**Most Yards Passing:** 436, Gunner Kiel vs. East Carolina  
**Most Receptions:** 12, Shaq Washington vs. USF  
**Most Yards Receiving:** 221, Chris Moore at Ohio State  
**Most Total Offense:** 442, Gunner Kiel vs. Toledo  
**Most All-Purpose Yards:** 224, Chris Moore at Ohio State  
**Most Interceptions:** 1, eight times  
**Most Tackles:** 19, Jeff Luc vs. Miami (Ohio)  
**Most Solo Tackles:** 12, Zach Edwards vs. East Carolina  
**Most Quarterback Sacks:** 2.5, Brad Harrah vs. Miami (Ohio)  
**Most Tackles for Loss:** 3.5, Jeff Luc vs. Miami (Ohio)  
**Most Passes Broken Up:** 3, Andre Jones vs. East Carolina  
 \* School Record

## TEAM

	High	Low
<b>Rushes</b>	50 (USF)	19 (Ohio State)
<b>Yards Rushing</b>	273 (USF)	67 (Miami Fla.)
<b>TD Rushes</b>	3 (USF/SMU/Houston)	0 (four times)
<b>Pass Attempts</b>	60 (Miami Fla.)	26 (Tulane)
<b>Pass Completions</b>	31 (Miami Fla.)	16 (Memphis)
<b>Yards Passing</b>	436 (Toledo/East Carolina)	174 (Temple)
<b>TD Passes</b>	6 (Toledo)	1 (four times)
<b>Total Plays</b>	89 (Miami Fla.)	52 (Ohio State)
<b>Total Offense</b>	590 (USF)	255 (Temple)
<b>Points</b>	58 (Toledo)	14 (Memphis/Temple)
<b>Sacks By</b>	8 (Miami Ohio)	0 (Memphis)
<b>First Downs</b>	33 (Houston)	14 (Temple)
<b>Penalties</b>	8 (East Carolina)	1 (Houston)
<b>Penalty Yards</b>	69 (SMU)	10 (Houston)
<b>Turnovers</b>	4 (USF)	0 (four times)
<b>Interceptions By</b>	2 (SMU/USF)	0 (six times)

## OPPONENT SUPERLATIVES

## INDIVIDUAL

**Longest Rush:** 80, Duke Johnson at Miami (Fla.)  
**Longest Touchdown Run:** 80, Duke Johnson at Miami (Fla.)  
**Longest Pass:** 89, Greg Ward vs. Houston  
**Longest TD Pass:** 83, Gunner Kiel at Ohio State  
**Longest Punt Return:** 21, Corey Jones vs. Toledo  
**Longest Kickoff Return:** 59, Bobby McCain vs. Memphis  
**Longest Interception Return:** 46, Tyriq McCord at Miami (Fla.)  
**Most Punts:** 8, Alex Starzyk at Temple  
**Longest Punt:** 65, Justin Vogel at Miami (Fla.)  
**Highest Punt Average:** 46.6, Justin Vogel at Miami (Fla.)  
**Longest Field Goal:** 49, Kaleb Patterson vs. Miami (Ohio)  
**Most Field Goals:** 2, six times  
**Most TDs Rushing:** 2, Paxton Lynch vs. Memphis  
**Most TDs Receiving:** 2, four times  
**Most TDs Passing:** 4, JT Barrett at Ohio State  
**Most Rushing Attempts:** 38, Sam Craft vs. Memphis  
**Most Yards Rushing:** 182, Ezekiel Elliott at Ohio State  
**Most Pass Attempts:** 61, Shane Carden vs. East Carolina  
**Most Pass Completions:** 35, Shane Carden vs. East Carolina  
**Most Yards Passing:** 425, Shane Carden vs. East Carolina  
**Most Receptions:** 15 Justin Hardy, vs. East Carolina  
**Most Yards Receiving:** 188, Justin Hardy vs. East Carolina  
**Most Total Offense:** 444, Greg Ward vs. Houston  
**Most All-Purpose Yards:** 233, Ezekiel Elliott at Ohio State  
**Most Interceptions:** 2, Quinten Rollins vs. Miami (Ohio), Ivey Lamar vs. East Carolina  
**Most Tackles:** 14, Efrem Oliphant vs. Houston  
**Most Solo Tackles:** 7, four times  
**Most Quarterback Sacks:** 2.0, Tank Jakes vs. Memphis  
**Most Tackles for Loss:** 3.0, Tank Jakes vs. Memphis  
**Most Passes Broken Up:** 3, Artie Burns, Miami (Fla.)  
 \* School Record

## TEAM

	High	Low
<b>Rushes</b>	69 (Memphis)	22 (USF)
<b>Yards Rushing</b>	380 (Ohio State)	42 (USF)
<b>TD Rushes</b>	4 (East Carolina)	0 (four times)
<b>Pass Attempts</b>	62 (East Carolina)	25 (Memphis/Miami, Fla./VT)
<b>Pass Completions</b>	35 (East Carolina)	13 (Miami, Ohio)
<b>Yards Passing</b>	425 (East Carolina)	81 (UConn)
<b>TD Passes</b>	4 (Ohio State)	0 (three times)
<b>Total Plays</b>	101 (Ohio State)	54 (UConn)
<b>Total Offense</b>	710 (Ohio State)	129 (UConn)
<b>Points</b>	55 (Miami, Fla.)	0 (UConn)
<b>Sacks By</b>	4 (Houston)	0 (Tulane/UConn)
<b>First Downs</b>	45 (Ohio State)	10 (UConn)
<b>Penalties</b>	13 (Miami, Fla.)	2 (UConn)
<b>Penalty Yards</b>	155 (Miami, Fla.)	20 (UConn)
<b>Turnovers</b>	4 (SMU/USF)	0 (three times)
<b>Interceptions By</b>	3 (Miami, Fla./ECU)	0 (six times)

## MISCELLANEOUS STATISTICS

## TURNOVERS

**Takeaways (Fum/Int):** 24 (16/8)  
**Giveaways (Fum/Int):** 22 (8/14)  
**Difference:** +2

## POINTS OFF TURNOVERS

**Cincinnati:** 112  
**Opponents:** 78

## POINTS OFF TURNOVERS PER GAME

**Cincinnati:** 8.6  
**Opponents:** 6.0

## KICKOFFS

**Kickoffs:** 84  
**Touchbacks (pct.):** 34 (.405)  
**Fair Catches:** 0  
**Downed Kicks:** 0  
**Out of Bounds:** 1  
**Onside Kicks (No./Recovered by UC):** 0/0  
**Opponent Returns (No.-Yds./Avg):** 48-1,069/22.2  
**Opponent Touchdowns:** 0

## KICKOFF RETURNS

**Kickoffs:** 67  
**Touchbacks (pct.):** 23 (.343)  
**Fair Catches:** 0  
**Downed Kicks:** 0  
**Out of Bounds:** 2  
**Onside Kicks (No./Recovered by UC):** 0/0  
**Returns (No.-Yds./Avg):** 48-961/19.6  
**Touchdowns:** 0

## 2015 UNIVERSITY OF CINCINNATI FOOTBALL

	Name	GP/GS	TOL	MIAOH	OSU	MEM	MIAFL	SMU	USF	TUL	ECU	UCONN	TEM	HOU	VT
1	ABERNATHY, RD	2/-	XXX	XXX	...	...	...	...	...	...	...	...	...	...	...
88	ALONZO, Shai	9/-	XXX	XXX	XXX	XXX	XXX	XXX	XXX	XXX	XXX	...	...	...	...
38	ANTOUN, Mason	3/-	...	...	...	...	XXX	XXX	...	XXX	...	...	...	...	...
30	BANSCHBACH, C.	7/-	...	...	...	XXX	XXX	XXX	XXX	...	XXX	...	XXX	XXX	...
90	BEARD, Camaron	13/13	START	START	START	START	START	START	START	START	START	START	START	START	START
59	BOND, Deyshawnn	11/10	START	...	...	XXX	START	START	START	START	START	START	START	START	START
27	BOONE, Mike	9/-	...	...	...	...	XXX	XXX	XXX	XXX	XXX	XXX	XXX	XXX	XXX
96	BROUGHTON, C.	2/-	XXX	...	...	...	XXX	...	...	...	...	...	...	...	...
70	BROWN, Aaron	12/-	XXX	...	XXX	XXX	XXX	XXX	XXX	XXX	XXX	XXX	XXX	XXX	XXX
2B	BROWN, Bobby	6/-	...	...	...	...	...	...	...	XXX	XXX	XXX	XXX	XXX	XXX
40	BROWN, Kevin	13/1	XXX	XXX	XXX	XXX	START	XXX	XXX	XXX	XXX	XXX	XXX	XXX	XXX
94	BURTON, Chris	13/-	XXX	XXX	XXX	XXX	XXX	XXX	XXX	XXX	XXX	XXX	XXX	XXX	XXX
65	BURWELL, Tyreek	11/4	...	XXX	START	...	XXX	XXX	XXX	XXX	XXX	START	XXX	START	START
6	CASSEUS, C.	4/1	XXX	...	XXX	XXX	START	...	...	...	...	...	...	...	...
80	CHISUM, Alex	13/-	XXX	XXX	XXX	XXX	XXX	XXX	XXX	XXX	XXX	XXX	XXX	XXX	XXX
18	COGSWELL, Tyler	7/-	XXX	XXX	...	XXX	XXX	XXX	...	XXX	...	XXX	...	...	...
84	COLE, Nate	13/-	XXX	XXX	XXX	XXX	XXX	XXX	XXX	XXX	XXX	XXX	XXX	XXX	XXX
13	COLEMAN, Grant	13/12	XXX	START	START	START	START	START	START	START	START	START	START	START	START
1C	COLOSIMO, M.	3/-	...	...	...	...	...	...	...	XXX	...	XXX	...	...	XXX
76	CUNNINGHAM, K.	12/-	XXX	XXX	XXX	XXX	XXX	XXX	XXX	XXX	XXX	XXX	XXX	XXX	...
81	DOWDY, DJ	13/3	XXX	XXX	XXX	XXX	START	START	XXX	START	XXX	XXX	XXX	XXX	XXX
22	EDWARDS, Zach	13/13	START	START	START	START	START	START	START	START	START	START	START	START	START
78	EHINGER, Parker	13/13	START	START	START	START	START	START	START	START	START	START	START	START	START
12	EVANS, Jarred	4/-	XXX	...	XXX	...	XXX	XXX	...	...	...	...	...	...	...
16	GANTZ, Andrew	13/-	XXX	XXX	XXX	XXX	XXX	XXX	XXX	XXX	XXX	XXX	XXX	XXX	XXX
26	GERACI, Sam	13/-	XXX	XXX	XXX	XXX	XXX	XXX	XXX	XXX	XXX	XXX	XXX	XXX	XXX
8	GLADNEY, Casey	12/-	XXX	XXX	XXX	XXX	XXX	XXX	...	XXX	XXX	XXX	XXX	XXX	XXX
10	GOLIC, Jake	13/1	XXX	XXX	XXX	XXX	XXX	XXX	XXX	START	XXX	XXX	XXX	XXX	XXX
7	GREEN, Tion	3/-	XXX	XXX	XXX	...	...	...	...	...	...	...	...	...	...
93	HARRAH, Brad	13/9	XXX	XXX	XXX	XXX	START	START	START	START	START	START	START	START	START
95	HARTSFIELD, T.	13/10	START	START	START	START	START	XXX	START	START	START	XXX	XXX	START	START
3	HOLTON, Johnny	13/3	XXX	XXX	START	XXX	START	XXX	XXX	XXX	XXX	XXX	START	XXX	XXX
41	HYLAND, Kevin	13/-	XXX	XXX	XXX	XXX	XXX	XXX	XXX	XXX	XXX	XXX	XXX	XXX	XXX
20	JACOBS, Carter	13/-	XXX	XXX	XXX	XXX	XXX	XXX	XXX	XXX	XXX	XXX	XXX	XXX	XXX
29	JONES, Andre	13/10	XXX	XXX	START	START	START	START	START	START	START	START	START	START	XXX
99	JORDAN, Jerrell	12/6	XXX	XXX	XXX	XXX	XXX	START	START	...	XXX	START	START	START	START
39	JUNIOR IV, E.J.	7/-	...	XXX	XXX	XXX	XXX	XXX	XXX	XXX	XXX	...	...	...	...
62	KEEBLER, Cory	2/2	START	...	START	...	...	...	...	...	...	...	...	...	...
11	KIEL, Gunner	13/13	START	START	START	START									

2015 UNIVERSITY OF CINCINNATI FOOTBALL

STARTERS

OFFENSE	LT	LG	C	RG	RT	TE/WR	WR/TE	WR	WR	QB	RB
TOLEDO	Lefeld	Schloemer	Bond	Ehinger	Keebler	C. Moore	Morrison	Washington	McKay	Kiel	Williams
MIAMI (OH)	Lefeld	Schloemer	Mainello	Ehinger	Murray	C. Moore	Morrison	Washington	McKay	Kiel	Williams
at Ohio State	Lefeld	Burwell	Mainello	Ehinger	Murray	C. Moore	Morrison	Washington	McKay	Kiel	Williams
MEMPHIS *	Lefeld	Schloemer	Mainello	Ehinger	Murray	C. Moore	Morrison	Washington	McKay	Kiel	Williams
at Miami (FL)	Lefeld	Schloemer	Bond	Ehinger	Murray	C. Moore	Dowdy	Washington	Holton	Kiel	R. Moore
at SMU *	Lefeld	Schloemer	Bond	Ehinger	Murray	C. Moore	Dowdy	Washington	McKay	Kiel	R. Moore
USF *	Lefeld	Leahy	Bond	Ehinger	Murray	C. Moore	Morrison	Washington	McKay	Kiel	R. Moore
at Tulane *	Lefeld	Leahy	Bond	Ehinger	Murray	C. Moore	Dowdy	Golic	McKay	Kiel	R. Moore
EAST CAROLINA *	Lefeld	Leahy	Bond	Ehinger	Murray	C. Moore	Morrison	Washington	McKay	Kiel	R. Moore
at UConn *	Lefeld	Burwell	Bond	Ehinger	Murray	C. Moore	Morrison	Washington	McKay	Kiel	R. Moore
at Temple *	Lefeld	Burwell	Bond	Ehinger	Murray	C. Moore	Morrison	Washington	McKay	Kiel	R. Moore
HOUSTON *	Lefeld	Burwell	Bond	Ehinger	Murray	C. Moore	Morrison	Washington	McKay	Kiel	R. Moore
vs. Virginia Tech	Lefeld	Burwell	Bond	Ehinger	Murray	C. Moore	Morrison	Washington	McKay	Kiel	R. Moore
DEFENSE	DE	DT	DT	DE	WLB	MLB	SLB	CB	S	S	CB
TOLEDO	Mouhon	Beard	Mitchell	Hartsfield	Temple	Luc	Payne	Witty	Edwards	Tyson	Wilder
MIAMI (OH)	Mouhon	Beard	Mitchell	Hartsfield	Temple	Luc	Payne	Coleman	Edwards	Tyson	Wilder
at Ohio State	Mouhon	Beard	Mitchell	Hartsfield	Temple	Luc	Payne	Coleman	Edwards	Jones	Wilder
MEMPHIS *	Mouhon	Beard	Mitchell	Hartsfield	Temple	Luc	Payne	Coleman	Edwards	Jones	Wilder
at Miami (FL)	Mouhon	Beard	Harrah	Hartsfield	Temple	Casseus	K. Brown	Coleman	Edwards	Jones	A. Brown
at SMU *	Mouhon	Beard	Harrah	Jordan	Temple	Luc	Payne	Coleman	Edwards	Jones	Wilder
USF *	Jordan	Beard	Harrah	Hartsfield	Temple	Luc	Payne	Coleman	Edwards	Jones	Wilder
at Tulane *	Mouhon	Beard	Harrah	Hartsfield	Temple	Luc	Payne	Coleman	Edwards	Jones	Wilder
EAST CAROLINA *	Mouhon	Beard	Harrah	Hartsfield	Temple	Luc	Payne	Coleman	Edwards	Jones	Wilder
at UConn *	Mouhon	Beard	Harrah	Jordan	Temple	Luc	Payne	Coleman	Edwards	Jones	Wilder
at Temple *	Mouhon	Beard	Harrah	Jordan	Temple	Luc	Payne	Coleman	Edwards	Jones	Wilder
HOUSTON *	Jordan	Beard	Harrah	Hartsfield	Temple	Luc	Payne	Coleman	Edwards	Jones	Wilder
vs. Virginia Tech	Jordan	Beard	Harrah	Hartsfield	Temple	Luc	Payne	Coleman	Edwards	Tyson	Wilder

START CHART

PLAYER	2014	CAR.	CONS.	PLAYER	2014	CAR.	CONS.	PLAYER	2014	CAR.	CONS.
Ralph David Abenathy IV, RB	0	16	13	Andre Jones, S	10	10	10	Leviticus Payne, DB	12	17	12
Cameron Beard, DL	13	25	13	Jerrell Jordan, DE	6	7	4	Kevin Schloemer, OL	5	5	3
Deyshawn Bond, OL	8	21	7	Cory Keebler, OL	2	3	3	Nick Temple, LB	13	41	31
Aaron Brown, CB	1	1	1	Gunner Kiel, QB	13	13	13	Solomon Tentman, LB	0	1	1
Kevin Brown, LB	1	1	1	Ryan Leahy, OL	3	3	3	Mike Tyson, S	3	3	1
Tyreek Burwell, OL	5	5	4	Eric Lefeld, OL	13	47	43	Shaq Washington, WR	12	23	16
Clemente Casseus, LB	1	1	1	Munchie Legaux, QB	2	14	2	Howard Wilder, DB	12	22	8
Alex Chisum, WR	0	6	0	Jeff Luc, LB	12	19	8	Hosey Williams, RB	4	4	4
Grant Coleman, CB	12	12	12	Dominic Mainello, OL	3	3	3	Adrian Witty, DB	1	32	5
DJ Dowdy, TE	3	4	1	Mekale McKay, WR	12	13	8				
Zach Edwards, DB	13	24	24	Brandon Mitchell, DT	4	4	4				
Parker Ehinger, OL	13	37	37	Chris Moore, WR	13	26	26				
Jake Golic, TE	1	1	1	Rod Moore, RB	9	9	9				
Brad Harrah, DL	9	18	9	Max Morrison, WR	9	21	5				
Terrell Hartsfield, DL	10	17	4	Silverberry Mouhon, DL	10	22	17				
Johnny Holton, WR	1	1	1	Justin Murray, OL	12	12	12				

# 2015 UNIVERSITY OF CINCINNATI FOOTBALL

## GAME-BY-GAME STATISTICS

	SCORE	1ST DOWNS	RUSHING (NO-YDS-TD)	PASSING (C-A-I-YDS-TD)	TOTAL OFF (PLY-YDS)	PUNTS NO-AVG	FUMBLES NO-LOST	PENALTIES NO-YDS	KOR NO-AVG	PR NO-AVG	3RD-DN CONV	RED ZONE	TIME OF POSS
CINCINNATI	58	28	30-148-2	29-42-0-436-6	72-584	4-38.2	0-0	2-30	6-23.5	1-11.0	7-12	7-7	24:48
Toledo	34	27	39-240-1	28-43-0-323-3	82-563	2-30.0	1-1	7-65	7-21.4	1-21.0	8-17	4-6	35:12
CINCINNATI	31	22	30-99-0	25-39-2-271-4	69-370	5-39.2	2-0	4-30	3-14.3	0-0.0	7-14	3-3	28:06
Miami OH	24	19	44-102-1	13-26-1-262-2	70-364	4-40.0	2-2	6-38	0-0.0	1-11.0	8-15	1-3	31:54
CINCINNATI	28	15	19-70-0	26-36-0-330-4	52-422	7-37.1	2-0	6-40	5-16.6	0-0.0	4-11	0-0	18:04
at Ohio State	50	45	65-380-2	21-33-0-352-4	101-710	1-42.0	1-1	7-40	1-18.0	1-2.0	9-14	1-2	41:56
CINCINNATI	14	19	25-97-1	16-40-1-255-1	65-352	7-35.6	2-1	6-55	5-21.0	1-0.0	3-12	1-2	19:05
Memphis	41	30	69-299-3	18-25-0-311-2	94-610	4-29.5	1-0	8-72	2-40.5	0-0.0	12-21	6-7	40:55
CINCINNATI	34	26	29-67-0	31-60-3-355-3	89-422	6-39.8	0-0	5-54	4-22.0	1-(-1.0)	8-20	3-3	31:14
at Miami FL	55	20	35-335-3	17-25-0--286-3	60-621	5-46.6	1-1	13-155	6-23.0	1-1.0	3-10	3-3	28:46
CINCINNATI	41	29	46-240-3	17-27-0-268-1	73-508	3-35.7	0-0	6-69	2-28.0	2-7.5	3-9	5-6	32:22
at SMU	3	14	24-98-0	20-37-2-178-0	61-276	4-42.8	2-2	7-74	4-27.0	2-0.0	6-14	1-3	27:38
CINCINNATI	34	31	50-273-3	27-37-0-317-1	87-590	5-31.8	3-3	4-37	2-22.0	2-23.0	6-16	5-6	36:43
USF	17	12	22-42-0	20-33-2-239-2	55-281	7-42.7	6-2	7-95	3-24.0	1-1.0	5-13	0-1	23:17
CINCINNATI	38	21	35-265-1	17-26-2-214-3	61-479	3-44.7	1-1	5-35	1-3.0	1-0.0	6-12	3-3	29:39
at Tulane	14	21	33-175-1	24-35-0-205-1	68-380	7-41.0	1-1	4-51	2-18.0	1-0.0	3-13	2-4	30:21
CINCINNATI	54	29	33-150-2	29-45-3-436-4	78-586	3-35.0	1-1	8-64	6-19.0	1-7.0	5-14	4-4	29:18
East Carolina	46	30	32-154-4	35-62-0-418-2	94-572	4-39.0	2-2	5-38	8-18.9	1-2.0	10-19	7-8	30:42
CINCINNATI	41	24	48-249-2	20-36-1-176-3	84-425	3-46.3	0-0	2-25	1-29.0	1-0.0	8-17	5-7	35:45
at UConn	0	10	27-48-0	14-27-1-81-0	54-129	6-37.8	2-2	2-20	6-21.2	1-(-4.0)	3-13	0-1	24:15
CINCINNATI	14	14	33-81-1	19-31-0-174-1	64-255	9-41.1	2-1	3-20	3-18.0	2-0.5	4-14	2-2	26:54
at Temple	0	14	32-71-0	19-35-0-196-0	67-267	8-36.0	2-2	3-26	3-21.0	0-0.0	4-16	2-3	33:06
CINCINNATI	38	33	43-152-3	25-38-0-348-2	81-500	4-39.8	0-0	1-10	4-15.5	0-0.0	8-15	6-6	32:15
Houston	31	27	35-234-2	27-45-1-360-2	80-594	3-32.7	0-0	4-37	3-17.7	0-0.0	5-11	2-3	27:45
CINCINNATI	17	19	33-144-0	18-37-2-345-2	70-489	5-42.2	1-1	7-73	7-19.9	2-0.0	7-15	1-1	29:04
vs. Virginia Tech	33	18	44-210-1	15-25-1-124-1	69-334	5-39.2	2-0	4-35	3-24.3	3-10.0	7-15	5-5	30:56

## INDIVIDUAL SINGLE-GAME SUPERLATIVES

### 400-YARD PASSING GAMES

#### #11 GUNNER KIEL (1)

Opp	Date	C-A-I	Yards	TD	Long
Toledo	09/12/14	25-37-0	418	6	52
East Carolina	11/13/14	29-44-3	436	4	66

### 300-YARD PASSING GAMES

#### #11 GUNNER KIEL (1)

Opp	Date	C-A-I	Yards	TD	Long
at Ohio State	09/27/14	21-32-0	352	4	83
at Miami (Fla.)	10/11/14	31-57-3	355	3	45

#### #4 MUNCHIE LEGAUX (1)

Opp	Date	C-A-I	Yards	TD	Long
vs. Virginia Tech	09/29/12	19-42-1	376	3	76

### 200-YARD RECEIVING GAMES

#### #15 CHRIS MOORE (1)

Opp	Date	Rec	Yards	TD	Long
at Ohio State	09/28/14	3	221	3	83

### 100-YARD RECEIVING GAMES

#### #2 MEKALE MCKAY (1)

Opp	Date	Rec	Yards	TD	Long
at Rutgers	11/16/13	3	124	3	66
Toledo	09/12/14	9	175	1	52
East Carolina	11/13/14	9	172	2	55

#### #15 CHRIS MOORE (1)

Opp	Date	Rec	Yards	TD	Long
vs. Virginia Tech	12/27/14	4	103	2	43

### 100-YARD RECEIVING GAMES

#### #19 SHAQ WASHINGTON (4)

Opp	Date	Rec	Yards	TD	Long
at Rutgers	11/16/13	6	123	1	41
at Houston	11/23/13	9	137	0	34
USF	10/24/14	12	163	0	34
vs. Virginia Tech	12/27/14	5	100	0	40

### 200-YARD RUSHING GAMES

#### #27 MIKE BOONE (1)

Opp	Date	Att	Yards	TD	Long
USF	10/24/14	19	212	1	63

### 100-YARD RUSHING GAMES

#### #27 MIKE BOONE (1)

Opp	Date	Att	Yards	TD	Long
at Tulane	10/31/14	15	113	1	33

#### #4 MUNCHIE LEGAUX (1)

Opp	Date	Att	Yards	TD	Long
Pittsburgh	09/06/12	6	117	0	77

#### #21 ROD MOORE (2)

Opp	Date	Att	Yards	TD	Long
at Tulane	10/31/14	15	124	0	61
at UConn	11/22/14	21	108	1	28

#### #23 HOSEY WILLIAMS (2)

Opp	Date	Att	Yards	TD	Long
Northwestern State	09/14/13	11	117	2	77
Toledo	09/12/14	14	103	0	33

## 2015 UNIVERSITY OF CINCINNATI FOOTBALL

## TEAM GAME-BY-GAME STATISTICS

Date	Opponent	RUSHING				RECEIVING				PASSING				KICK RET				PUNT RET				TOT OFF
		No.	Yds	TD	Lg	No.	Yds	TD	Lg	Cmp-Att-Int	Yds	TD	Lg	No	Yds	TD	Lg	No	Yds	TD	Lg	
09/12	TOLEDO	30	148	2	33	29	436	6	52	29-42-0	436	6	52	6	141	0	36	1	11	0	11	584
09/20	MIAMI (OH)	30	99	0	14	25	271	4	29	25-39-2	271	4	29	3	43	0	25	0	0	0	0	370
09/27	at Ohio State	19	70	0	19	21	352	4	83	21-33-0	352	4	83	5	83	0	23	0	0	0	0	422
10/04	MEMPHIS *	25	97	1	14	16	255	1	80	16-40-1	255	1	80	5	105	0	27	1	0	0	0	352
10/11	at Miami (FL)	29	67	0	10	31	355	3	45	31-60-3	355	3	45	4	88	0	24	1	-1	0	0	422
10/18	at SMU *	46	240	3	19	17	268	1	48	17-27-0	268	1	48	2	56	0	40	2	15	0	13	508
10/24	USF *	50	273	3	63	27	317	1	38	27-37-0	317	1	38	2	44	0	30	2	46	0	46	590
10/31	at Tulane *	35	265	1	61	17	214	3	54	17-26-2	214	3	54	1	3	0	3	1	0	0	0	479
11/13	EAST CAROLINA *	33	150	2	24	29	436	4	66	29-45-3	436	4	66	6	114	0	31	1	7	0	7	586
11/22	at UConn *	48	249	2	30	20	176	3	22	20-36-1	176	3	22	1	29	0	29	1	0	0	0	425
11/29	at Temple *	33	81	1	15	19	174	1	31	19-31-0	174	1	31	3	54	0	29	2	1	0	1	255
12/06	HOUSTON *	43	152	3	16	25	348	2	34	25-38-0	348	2	34	4	62	0	35	0	0	0	0	500
12/27	vs. Virginia Tech	33	144	0	31	18	345	2	43	18-37-2	345	2	43	7	139	0	24	2	0	0	0	489
	<b>Totals</b>	<b>454</b>	<b>2035</b>	<b>18</b>	<b>63</b>	<b>294</b>	<b>3947</b>	<b>35</b>	<b>83</b>	<b>294-491-14</b>	<b>3947</b>	<b>35</b>	<b>83</b>	<b>49</b>	<b>961</b>	<b>0</b>	<b>40</b>	<b>14</b>	<b>79</b>	<b>0</b>	<b>46</b>	<b>5982</b>
	<b>Opponent</b>	<b>501</b>	<b>2388</b>	<b>18</b>	<b>80</b>	<b>276</b>	<b>3320</b>	<b>22</b>	<b>89</b>	<b>276-454-8</b>	<b>3320</b>	<b>22</b>	<b>89</b>	<b>48</b>	<b>1069</b>	<b>0</b>	<b>59</b>	<b>13</b>	<b>64</b>	<b>0</b>	<b>37</b>	<b>5708</b>

Date	Opponent	TACKLES				SACKS No-Yds	FUMBLE		Int-Yds	PASS		BLKD Kick	KICKS Att-Mad	XPTS		Saf	Pts
		Solo	Ast	Total	TFL-Yds		FF	FR-Yds		QBH	Brk			Run	Rcv		
09/12	TOLEDO	43	54	97	3.0-22	3.0-22	1	1-5	0-0	2	4	0	8-7	0	0	0	58
09/20	MIAMI (OH)	30	52	82	13.0-66	8.0-53	2	2-0	1-14	3	4	0	4-4	0	0	0	31
09/27	at Ohio State	63	46	109	3.0-25	1.0-4	1	1-0	0-0	1	3	0	4-4	0	0	0	28
10/04	MEMPHIS *	37	90	127	4.0-8	0.0-0	1	0-0	0-0	2	1	0	2-2	0	0	0	14
10/11	at Miami (FL)	46	6	52	5.0-31	3.0-27	0	1-27	0-0	1	0	0	4-4	0	0	0	34
10/18	at SMU *	31	24	55	8.0-27	3.0-18	1	2-27	2-32	1	5	0	3-2	0	0	0	41
10/24	USF *	31	14	45	4.0-27	1.0-2	2	2-0	2-0	0	5	0	4-4	0	0	0	34
10/31	at Tulane *	48	22	70	5.0-37	2.0-22	0	1-0	0-0	1	4	0	5-5	0	0	0	38
11/13	EAST CAROLINA *	54	32	86	5.0-37	4.0-36	1	2-20	0-0	6	12	0	6-6	0	0	0	54
11/22	at UConn *	27	40	67	6.0-21	2.0-13	1	2-0	1-0	3	2	0	5-5	0	0	0	41
11/29	at Temple *	44	14	58	7.0-44	3.0-25	1	2-2	0-0	0	2	0	2-2	0	0	0	14
12/06	HOUSTON *	38	36	74	5.0-17	2.0-14	0	0-0	1-0	2	4	0	5-5	0	0	0	38
12/27	vs. Virginia Tech	42	36	78	8.0-49	3.0-27	2	0-0	1-0	3	3	0	2-2	0	0	0	17
	<b>Totals</b>	<b>534</b>	<b>466</b>	<b>1000</b>	<b>76.0-411</b>	<b>35.0-263</b>	<b>13</b>	<b>16-88</b>	<b>8-46</b>	<b>25</b>	<b>49</b>	<b>0</b>	<b>54-52</b>	<b>0</b>	<b>0</b>	<b>0</b>	<b>442</b>
	<b>Opponent</b>	<b>478</b>	<b>442</b>	<b>920</b>	<b>45.0-188</b>	<b>18.0-119</b>	<b>8</b>	<b>8-41</b>	<b>14-142</b>	<b>20</b>	<b>53</b>	<b>0</b>	<b>40-40</b>	<b>0</b>	<b>0</b>	<b>1</b>	<b>354</b>

Date	Opponent	No	Yds	Avg	PUNTING						FIELD GOALS			KICKOFFS				
					Long	Blkd	TB	FC	50+	I20	Att-Made	Lg	Blkd	No	Yds	Avg	TB	OB
09/12	TOLEDO	4	153	38.2	48	0	0	0	0	2	1-1	34	0	10	627	62.7	3	0
09/20	MIAMI (OH)	5	196	39.2	54	0	1	1	1	0	1-1	21	0	6	390	65.0	6	0
09/27	at Ohio State	7	260	37.1	54	0	0	2	1	2	0-0	0	0	6	363	60.5	4	0
10/04	MEMPHIS *	7	249	35.6	55	0	1	2	1	2	1-0	0	0	3	195	65.0	1	0
10/11	at Miami (FL)	6	239	39.8	60	0	1	2	1	1	2-2	46	0	7	416	59.4	1	0
10/18	at SMU *	3	107	35.7	42	0	0	0	0	1	3-3	40	0	9	588	65.3	5	0
10/24	USF *	5	159	31.8	38	0	0	1	0	3	2-2	23	0	6	381	63.5	3	0
10/31	at Tulane *	3	134	44.7	53	0	0	0	1	1	1-1	30	0	7	413	59.0	4	0
11/13	EAST CAROLINA *	3	105	35.0	39	0	0	2	0	0	2-2	47	0	9	557	61.9	1	0
11/22	at UConn *	3	139	46.3	53	0	0	1	1	1	3-2	44	0	8	502	62.8	2	0
11/29	at Temple *	9	370	41.1	55	0	2	2	2	5	0-0	0	0	3	173	57.7	0	0
12/06	HOUSTON *	4	159	39.8	45	0	0	2	0	2	2-1	40	0	7	430	61.4	3	1
12/27	vs. Virginia Tech	5	211	42.2	48	0	1	0	0	1	2-1	25	0	3	198	66.0	1	0
	Totals	64	2481	38.8	60	0	6	15	8	21	20-16	47	0	84	5233	62.3	34	1
	Opponent	60	2335	38.9	65	0	6	21	8	17	30-20	49	0	74	4536	61.3	23	2

**2015 UNIVERSITY OF CINCINNATI FOOTBALL**

**SEASON/CAREER STATS**

**SEASON STATISTICS**

**CAREER STATISTICS**

<b>RUSHING</b>	<b>GP</b>	<b>Att</b>	<b>Gain</b>	<b>Loss</b>	<b>Net</b>	<b>Avg</b>	<b>TD</b>	<b>Long</b>	<b>Avg/G</b>		<b>GP</b>	<b>Att</b>	<b>Gain</b>	<b>Loss</b>	<b>Net</b>	<b>Avg</b>	<b>TD</b>	<b>Long</b>	<b>Avg/G</b>
BOONE, Mike	9	101	655	5	650	6.4	9	63	72.2	.....	9	101	655	5	650	6.4	9	63	72.2
MOORE, Rod	13	143	659	41	618	4.3	5	61	47.5	.....	24	147	673	42	631	4.3	5	61	26.3
KIEL, Gunner	13	63	282	140	142	2.3	1	24	10.9	.....	13	63	282	140	142	2.3	1	24	10.9
WILLIAMS, Hosey	4	26	144	4	140	5.4	0	33	35.0	.....	16	141	813	18	795	5.6	4	77	49.7
GREEN, Tion	3	28	119	1	118	4.2	1	14	39.3	.....	21	135	626	26	600	4.4	9	24	28.6
EVANS, Jarred	4	22	118	8	110	5.0	1	17	27.5	.....	4	22	118	8	110	5.0	1	17	27.5
BANSCHBACH, Chad	7	17	81	0	81	4.8	0	13	11.6	.....	7	17	81	0	81	4.8	0	13	11.6
BROWN, Bobby	6	11	80	0	80	7.3	0	30	13.3	.....	6	11	80	0	80	7.3	0	30	13.3
COLOSIMO, Michael	3	4	54	0	54	13.5	0	20	18.0	.....	4	4	54	0	54	13.5	0	20	13.5
LEGAUX, Munchie	7	20	83	33	50	2.5	1	12	7.1	.....	38	133	852	175	677	5.1	8	77	17.8
WASHINGTON, Shaq	13	8	23	0	23	2.9	0	9	1.8	.....	36	14	94	3	91	6.5	1	52	2.5
JUNIOR IV, E.J.	7	1	3	0	3	3.0	0	3	0.4	.....	7	1	3	0	3	3.0	0	3	0.4
ABERNATHY, RD	2	1	0	5	-5	-5.0	0	0	-2.5	.....	41	216	1000	83	917	4.2	8	52	22.4
<b>Total.....</b>	<b>13</b>	<b>454</b>	<b>2301</b>	<b>266</b>	<b>2035</b>	<b>4.5</b>	<b>18</b>	<b>63</b>	<b>156.5</b>										
<b>Opponents.....</b>	<b>13</b>	<b>501</b>	<b>2831</b>	<b>443</b>	<b>2388</b>	<b>4.8</b>	<b>18</b>	<b>80</b>	<b>183.7</b>										

<b>PASSING</b>	<b>GP</b>	<b>Effic</b>	<b>Cmp-Att-Int</b>	<b>Pct</b>	<b>Yds</b>	<b>TD</b>	<b>Lng</b>	<b>Avg/G</b>		<b>GP</b>	<b>Effic</b>	<b>Att-Cmp-Int</b>	<b>Pct</b>	<b>Yds</b>	<b>TD</b>	<b>Lng</b>	<b>Avg/G</b>
KIEL, Gunner	13	149.39	233-390-13	59.7	3254	31	83	250.3	.....	13	149.39	390-233-13	59.7	3254	31	83	250.3
LEGAUX, Munchie	7	136.40	53-80-1	66.2	574	3	54	82.0	.....	38	123.12	477-258-17	54.1	3421	23	78	90.0
COLOSIMO, Michael	3	114.25	5-13-0	38.5	78	1	43	26.0	.....	4	117.95	15-7-0	46.7	88	1	43	22.0
EVANS, Jarred	4	56.80	2-5-0	40.0	10	0	12	2.5	.....	4	56.80	5-2-0	40.0	10	0	12	2.5
WASHINGTON, Shaq	13	180.20	1-2-0	50.0	31	0	31	2.4	.....	36	265.28	5-4-0	80.0	71	1	31	2.0
<b>Total.....</b>	<b>13</b>	<b>145.22</b>	<b>294-491-14</b>	<b>59.9</b>	<b>3947</b>	<b>35</b>	<b>83</b>	<b>303.6</b>									
<b>Opponents.....</b>	<b>13</b>	<b>134.69</b>	<b>276-454-8</b>	<b>60.8</b>	<b>3320</b>	<b>22</b>	<b>89</b>	<b>255.4</b>									

<b>RECEIVING</b>	<b>GP</b>	<b>No.</b>	<b>Yds</b>	<b>Avg</b>	<b>TD</b>	<b>Long</b>	<b>Avg/G</b>		<b>GP</b>	<b>No.</b>	<b>Yds</b>	<b>Avg</b>	<b>TD</b>	<b>Long</b>	<b>Avg/G</b>
WASHINGTON, Shaq	13	66	761	11.5	4	40	58.5	.....	36	150	1581	10.5	5	43	43.9
MORRISON, Max	13	45	458	10.2	4	45	35.2	.....	37	74	905	12.2	7	46	24.5
MCKAY, Mekale	13	44	725	16.5	8	80	55.8	.....	26	60	1210	20.2	15	80	46.5
MOORE, Chris	13	30	673	22.4	8	83	51.8	.....	38	79	1431	18.1	19	83	37.7
HOLTON, Johnny	13	29	431	14.9	5	41	33.2	.....	13	29	431	14.9	5	41	33.2
CHISUM, Alex	13	22	242	11.0	2	23	18.6	.....	38	50	684	13.7	4	30	18.0
COLE, Nate	13	15	145	9.7	2	34	11.2	.....	26	19	184	9.7	2	34	7.1
GLADNEY, Casey	12	12	198	16.5	1	54	16.5	.....	12	12	198	16.5	1	54	16.5
MOORE, Rod	13	9	137	15.2	0	31	10.5	.....	24	10	136	13.6	0	31	5.7
BOONE, Mike	9	6	62	10.3	0	25	6.9	.....	9	6	62	10.3	0	25	6.9
DOWDY, DJ	13	5	36	7.2	0	13	2.8	.....	24	7	42	6.0	0	13	1.8
WILLIAMS, Hosey	4	3	33	11.0	0	18	8.2	.....	16	7	54	7.7	0	18	3.4
ABERNATHY, RD	2	3	26	8.7	0	17	13.0	.....	41	56	540	9.6	4	76	13.2
GREEN, Tion	3	3	15	5.0	0	16	5.0	.....	21	5	27	5.4	0	16	1.3
COGSWELL, Tyler	7	1	3	3.0	0	3	0.4	.....	7	1	3	3.0	0	3	0.4
GOLIC, Jake	13	1	2	2.0	1	2	0.2	.....	13	1	2	2.0	1	2	0.2
<b>Total.....</b>	<b>13</b>	<b>294</b>	<b>3947</b>	<b>13.4</b>	<b>35</b>	<b>83</b>	<b>303.6</b>								
<b>Opponents.....</b>	<b>13</b>	<b>276</b>	<b>3320</b>	<b>12.0</b>	<b>22</b>	<b>89</b>	<b>255.4</b>								

## 2015 UNIVERSITY OF CINCINNATI FOOTBALL

## SEASON/CAREER STATS

## SEASON STATISTICS

## CAREER STATISTICS

TOTAL OFFENSE	G	Plays	Rush	Pass	Total	Avg/G		G	Plays	Rush	Pass	Total	Avg/G
KIEL, Gunner	13	453	142	3254	3396	261.2	.....	13	453	142	3254	3396	261.2
BOONE, Mike	9	101	650	0	650	72.2	.....	9	101	650	0	650	72.2
LEGAUX, Munchie	7	100	50	574	624	89.1	.....	38	610	677	3421	4098	107.8
MOORE, Rod	13	143	618	0	618	47.5	.....	24	147	631	0	631	26.3
WILLIAMS, Hosey	4	26	140	0	140	35.0	.....	16	141	795	0	795	49.7
COLOSIMO, Michael	3	17	54	78	132	44.0	.....	4	19	54	88	142	35.5
EVANS, Jarred	4	27	110	10	120	30.0	.....	4	27	110	10	120	30.0
GREEN, Tion	3	28	118	0	118	39.3	.....	21	135	600	0	600	28.6
BANSCHBACH, Chad	7	17	81	0	81	11.6	.....	7	17	81	0	81	11.6
BROWN, Bobby	6	11	80	0	80	13.3	.....	6	11	80	0	80	13.3
WASHINGTON, Shaq	13	10	23	31	54	4.2	.....	36	19	91	71	162	4.5
JUNIOR IV, E.J.	7	1	3	0	3	0.4	.....	7	1	3	0	3	0.4
ABERNATHY, RD	2	1	-5	0	-5	-2.5	.....	41	216	917	0	917	22.4
<b>Total.....</b>	<b>13</b>	<b>945</b>	<b>2035</b>	<b>3947</b>	<b>5982</b>	<b>460.2</b>							
<b>Opponents.....</b>	<b>13</b>	<b>955</b>	<b>2388</b>	<b>3320</b>	<b>5708</b>	<b>439.1</b>							

## |----- PATs -----|

SCORING	TD	FGs	Kick	Rush	Rcv	Pass	DXP	Saf	Points		TD	FGs	Kick	Rush	Rcv	Pass	DXP	Saf	Points
GANTZ, Andrew	0	16-20	52-54	0-0	0	0-0	0	0	100	.....	0	16-20	52-54	0-0	0	0-0	0	0	100
BOONE, Mike	9	0-0	0-0	0-0	0	0-0	0	0	54	.....	9	0-0	0-0	0-0	0	0-0	0	0	54
MCKAY, Mekale	8	0-0	0-0	0-0	0	0-0	0	0	48	.....	15	0-0	0-0	0-0	0	0-0	0	0	90
MOORE, Chris	8	0-0	0-0	0-0	0	0-0	0	0	48	.....	19	0-0	0-0	0-0	0	0-0	0	0	114
MOORE, Rod	5	0-0	0-0	0-0	0	0-0	0	0	30	.....	5	0-0	0-0	0-0	0	0-0	0	0	30
HOLTON, Johnny	5	0-0	0-0	0-0	0	0-0	0	0	30	.....	5	0-0	0-0	0-0	0	0-0	0	0	30
MORRISON, Max	4	0-0	0-0	0-0	0	0-0	0	0	24	.....	7	0-0	0-0	0-0	0	0-0	0	0	42
WASHINGTON, Shaq	4	0-0	0-0	0-0	0	0-0	0	0	24	.....	6	0-0	0-0	0-0	0	0-0	0	0	36
COLE, Nate	2	0-0	0-0	0-0	0	0-0	0	0	12	.....	2	0-0	0-0	0-0	0	0-0	0	0	12
CHISUM, Alex	2	0-0	0-0	0-0	0	0-0	0	0	12	.....	4	0-0	0-0	0-0	0	0-0	0	0	24
HARTSFIELD, Terrell	1	0-0	0-0	0-0	0	0-0	0	0	6	.....	1	0-0	0-0	0-0	0	0-0	0	0	6
TEMPLE, Nick	1	0-0	0-0	0-0	0	0-0	0	0	6	.....	2	0-0	0-0	0-0	0	0-0	0	0	12
GOLIC, Jake	1	0-0	0-0	0-0	0	0-0	0	0	6	.....	1	0-0	0-0	0-0	0	0-0	0	0	6
GLADNEY, Casey	1	0-0	0-0	0-0	0	0-0	0	0	6	.....	1	0-0	0-0	0-0	0	0-0	0	0	6
JACOBS, Carter	1	0-0	0-0	0-0	0	0-0	0	0	6	.....	1	0-0	0-0	0-0	0	0-0	0	0	6
WILSON, Eric	1	0-0	0-0	0-0	0	0-0	0	0	6	.....	1	0-0	0-0	0-0	0	0-0	0	0	6
GREEN, Tion	1	0-0	0-0	0-0	0	0-0	0	0	6	.....	9	0-0	0-0	0-0	0	0-0	0	0	54
EVANS, Jarred	1	0-0	0-0	0-0	0	0-0	0	0	6	.....	1	0-0	0-0	0-0	0	0-0	0	0	6
LEGAUX, Munchie	1	0-0	0-0	0-0	0	0-0	0	0	6	.....	8	0-0	0-0	0-0	0	0-0	0	0	48
KIEL, Gunner	1	0-0	0-0	0-0	0	0-2	0	0	6	.....	1	0-0	0-0	0-0	0	0-2	0	0	6
<b>Total.....</b>	<b>57</b>	<b>16-20</b>	<b>52-54</b>	<b>0-0</b>	<b>0</b>	<b>0-2</b>	<b>0</b>	<b>0</b>	<b>442</b>										
<b>Opponents.....</b>	<b>42</b>	<b>20-30</b>	<b>40-40</b>	<b>0-0</b>	<b>0</b>	<b>0-2</b>	<b>0</b>	<b>1</b>	<b>354</b>										

PUNT RETURNS	No.	Yds	Avg	TD	Long		No.	Yds	Avg	TD	Long
WASHINGTON, Shaq	13	79	6.1	0	46	.....	24	188	7.8	0	46
MORRISON, Max	1	0	0.0	0	0	.....	1	0	0.0	0	0
<b>Total.....</b>	<b>14</b>	<b>79</b>	<b>5.6</b>	<b>0</b>	<b>46</b>						
<b>Opponents.....</b>	<b>13</b>	<b>64</b>	<b>4.9</b>	<b>0</b>	<b>37</b>						

KICK RETURNS	No.	Yds	Avg	TD	Long		No.	Yds	Avg	TD	Long
HOLTON, Johnny	35	722	20.6	0	40	.....	35	722	20.6	0	40
GLADNEY, Casey	7	146	20.9	0	35	.....	7	146	20.9	0	35
MOORE, Chris	6	95	15.8	0	29	.....	7	115	16.4	0	29
GOLIC, Jake	1	-2	-2.0	0	0	.....	1	-2	-2.0	0	0
<b>Total.....</b>	<b>49</b>	<b>961</b>	<b>19.6</b>	<b>0</b>	<b>40</b>						
<b>Opponents.....</b>	<b>48</b>	<b>1069</b>	<b>22.3</b>	<b>0</b>	<b>59</b>						

## 2015 UNIVERSITY OF CINCINNATI FOOTBALL

## SEASON/CAREER STATS

## SEASON STATISTICS

## CAREER STATISTICS

## INTERCEPTIONS

No. Yds Avg TD Long

No. Yds Avg TD Long

TYSON, Mike	0	0	0.0	0	0	2	103	51.5	0	87
TEMPLE, Nick	0	0	0.0	0	0	3	67	22.3	1	55
WITTY, Adrian	0	0	0.0	0	0	1	41	41.0	1	41
EDWARDS, Zach	2	14	7.0	0	14	4	34	8.5	0	20
WILDER, Howard	2	0	0.0	0	0	4	0	0.0	0	0
STEPHENS, Linden	1	0	0.0	0	0	1	0	0.0	0	0
JONES, Andre	1	32	32.0	0	32	1	32	32.0	0	32
BROWN, Aaron	1	0	0.0	0	0	1	0	0.0	0	0
PAYNE, Leviticus	1	0	0.0	0	0	2	0	0.0	0	0
<b>Total.....</b>	<b>8</b>	<b>46</b>	<b>5.8</b>	<b>0</b>	<b>32</b>					
<b>Opponents.....</b>	<b>14</b>	<b>142</b>	<b>10.1</b>	<b>1</b>	<b>46</b>					

## FUMBLE RETURNS

No. Yds Avg TD Long

No. Yds Avg TD Long

TEMPLE, Nick	1	27	27.0	1	27	1	27	27.0	1	27
HARTSFIELD, Terrell	1	27	27.0	1	27	1	27	27.0	1	27
PAYNE, Leviticus	1	2	2.0	0	2	1	2	2.0	0	2
WILSON, Eric	1	5	5.0	1	5	1	5	5.0	1	5
JACOBS, Carter	1	27	27.0	1	27	1	27	27.0	1	27
<b>Total.....</b>	<b>5</b>	<b>88</b>	<b>17.6</b>	<b>4</b>	<b>27</b>					
<b>Opponents.....</b>	<b>1</b>	<b>41</b>	<b>41.0</b>	<b>1</b>	<b>26</b>					

## ALL PURPOSE

G Rush Rec PR KOR IR Tot Avg/G

G Rush Rec PR KOR IR Tot Avg/G

HOLTON, Johnny	13	0	431	0	722	0	1153	88.7	13	0	431	0	722	0	1153	88.7
WASHINGTON, Shaq	13	23	761	79	0	0	863	66.4	36	91	1581	188	28	0	1888	52.4
MOORE, Chris	13	0	673	0	95	0	768	59.1	38	16	1431	0	115	0	1562	41.1
MOORE, Rod	13	618	137	0	0	0	755	58.1	24	631	136	0	312	0	1079	45.0
MCKAY, Mekale	13	0	725	0	0	0	725	55.8	26	1	1210	0	0	0	1211	46.6
BOONE, Mike	9	650	62	0	0	0	712	79.1	9	650	62	0	0	0	712	79.1
MORRISON, Max	13	0	458	0	0	0	458	35.2	37	3	905	0	0	0	908	24.5
GLADNEY, Casey	12	0	198	0	146	0	344	28.7	12	0	198	0	146	0	344	28.7
CHISUM, Alex	13	0	242	0	0	0	242	18.6	38	0	684	0	0	0	684	18.0
WILLIAMS, Hosey	4	140	33	0	0	0	173	43.2	16	795	54	0	0	0	849	53.1
COLE, Nate	13	0	145	0	0	0	145	11.2	26	0	184	0	0	0	184	7.1
KIEL, Gunner	13	142	0	0	0	0	142	10.9	13	142	0	0	0	0	142	10.9
GREEN, Tion	3	118	15	0	0	0	133	44.3	21	600	27	0	0	0	627	29.9
EVANS, Jarred	4	110	0	0	0	0	110	27.5	4	110	0	0	0	0	110	27.5
BANSCHBACH, Chad	7	81	0	0	0	0	81	11.6	7	81	0	0	0	0	81	11.6
BROWN, Bobby	6	80	0	0	0	0	80	13.3	6	80	0	0	0	0	80	13.3
COLOSIMO, Michael	3	54	0	0	0	0	54	18.0	4	54	0	0	0	0	54	13.5
LEGAUX, Munchie	7	50	0	0	0	0	50	7.1	38	677	18	0	0	0	695	18.3
DOWDY, DJ	13	0	36	0	0	0	36	2.8	24	0	42	0	0	0	42	1.8
JONES, Andre	13	0	0	0	0	32	32	2.5	26	0	0	0	0	32	32	1.2
ABERNATHY, RD	2	-5	26	0	0	0	21	10.5	41	917	540	0	2186	0	3643	88.9
EDWARDS, Zach	13	0	0	0	0	14	14	1.1	26	0	0	0	0	34	34	1.3
COGSWELL, Tyler	7	0	3	0	0	0	3	0.4	7	0	3	0	0	0	3	0.4
JUNIOR IV, E.J.	7	3	0	0	0	0	3	0.4	7	3	0	0	0	0	3	0.4
<b>Total.....</b>	<b>13</b>	<b>2035</b>	<b>3947</b>	<b>79</b>	<b>961</b>	<b>46</b>	<b>7068</b>	<b>543.7</b>								
<b>Opponents.....</b>	<b>13</b>	<b>2388</b>	<b>3320</b>	<b>64</b>	<b>1069</b>	<b>142</b>	<b>6983</b>	<b>537.2</b>								

## FIELD GOALS

Att Good Long Blkd

Att Good Long Blkd Pct.

MILIANO, Tony	0	0	0	0	64	41	48	6	64.1
GANTZ, Andrew	20	16	47	0	20	16	47	0	80.0
<b>Total.....</b>	<b>20</b>	<b>16</b>	<b>47</b>	<b>0</b>					
<b>Opponents.....</b>	<b>30</b>	<b>20</b>	<b>49</b>	<b>0</b>					

## 2015 UNIVERSITY OF CINCINNATI FOOTBALL

## SEASON/CAREER STATS

## SEASON STATISTICS

## CAREER STATISTICS

PUNTING	No.	Yds	Avg	Long	TB	FC	I20	Blkd	No.	Yds	Avg	Long	TB	FC	I20	Blkd
GERACI, Sam	51	2007	39.4	60	5	13	15	0	51	2007	39.4	60	5	13	15	0
LLOYD, John	11	399	36.3	54	0	2	5	0	44	1808	41.1	62	3	8	14	0
KIEL, Gunner	2	75	37.5	42	1	0	1	0	2	75	37.5	42	1	0	1	0
<b>Total.....</b>	<b>64</b>	<b>2481</b>	<b>38.8</b>	<b>60</b>	<b>6</b>	<b>15</b>	<b>21</b>	<b>0</b>								
<b>Opponents.....</b>	<b>60</b>	<b>2335</b>	<b>38.9</b>	<b>65</b>	<b>6</b>	<b>21</b>	<b>17</b>	<b>0</b>								

KICKOFFS	No.	Yds	Avg	TB	OB	Retn	Net	YdLn	No.	Yds	Avg	TB	OB
MILIANO, Tony	83	5195	62.6	34	1	.....			187	11647	62.3	60	5
GERACI, Sam	1	38	38.0	0	0	.....			1	38	38.0	0	0
<b>Total.....</b>	<b>84</b>	<b>5233</b>	<b>62.3</b>	<b>34</b>	<b>1</b>	<b>1069</b>	<b>39.5</b>	<b>25</b>					
<b>Opponents.....</b>	<b>74</b>	<b>4536</b>	<b>61.3</b>	<b>23</b>	<b>2</b>	<b>961</b>	<b>40.5</b>	<b>24</b>					

DEFENSIVE LEADERS		GP	Solo	Ast	Total	TFL	Sacks	Int	PBU	FR	FF	Blk	GP	Solo	Ast	Total	TFL	Sacks	Int	PBU	FR	FF	Blk
1L	LUC, Jeff	13	65	69	134	10.0	6.5	.	4	4	6	.	26	90	87	177	16.5	8.0	.	6	5	8	.
22	EDWARDS, Zach	13	67	54	121	3.5	.	2	6	.	1	.	26	110	84	194	6.0	.	4	13	1	2	.
43	TEMPLE, Nick	13	67	46	113	10.5	3.0	.	2	1	.	.	52	161	121	282	32.0	11.0	3	7	1	2	.
9	PAYNE, Leviticus	13	38	19	57	5.5	2.0	1	7	2	.	.	39	60	29	89	6.5	2.0	2	8	3	.	.
13	COLEMAN, Grant	13	35	21	56	1.0	.	.	2	.	1	.	19	37	24	61	1.0	.	.	3	.	1	.
3D	WILDER, Howard	13	32	15	47	2.5	1.0	2	4	1	.	.	26	51	31	82	2.5	1.0	4	8	1	1	.
92	MOUHON, Silverberry	13	20	26	46	5.0	4.0	.	1	.	1	.	39	47	59	106	18.5	14.5	.	3	.	4	.
29	JONES, Andre	13	29	15	44	3.0	.	1	6	.	.	.	26	37	29	66	3.0	.	1	6	.	.	.
5	TYSON, Mike	13	14	27	41	0.5	.	.	1	1	.	.	22	22	37	59	1.0	.	2	2	1	.	.
95	HARTSFIELD, Terrell	13	22	16	38	12.0	9.0	.	2	3	1	.	26	35	26	61	16.0	10.5	.	3	3	1	.
90	BEARD, Camaron	13	8	29	37	2.0	1.0	.	.	.	.	.	41	22	53	75	8.5	2.0	.	1	1	1	.
93	HARRAH, Brad	13	16	16	32	6.0	3.5	.	2	.	1	.	42	31	28	59	17.0	7.5	.	2	.	1	.
40	BROWN, Kevin	13	13	17	30	2.0	1.0	.	5	.	.	.	34	23	27	50	2.0	1.0	.	7	.	.	.
2E	WILSON, Eric	13	18	12	30	3.5	.	.	.	3	1	.	13	18	12	30	3.5	.	.	.	3	1	.
99	JORDAN, Jerrell	12	5	19	24	1.0	.	.	1	.	.	.	24	6	26	32	1.5	.	.	2	.	.	.
70	MITCHELL, Brandon	13	12	11	23	0.5	0.5	.	.	.	.	.	22	13	15	28	1.5	0.5	.	.	.	.	.
32	STEPHENS, Linden	13	9	10	19	0.0	.	1	4	.	.	.	13	9	10	19	0.0	.	1	4	.	.	.
50	PACE, Alex	12	6	12	18	3.0	.	.	.	.	.	.	14	6	12	18	3.0	.	.	.	.	.	.
6	CASSEUS, Clemente	4	7	7	14	1.5	0.5	.	1	.	.	.	30	27	33	60	4.5	0.5	.	1	.	.	.
7D	BROWN, Aaron	12	6	6	12	0.0	.	1	.	.	.	.	12	6	6	12	0.0	.	1	.	.	.	.
20	JACOBS, Carter	13	6	3	9	0.0	.	.	1	1	.	.	13	6	3	9	0.0	.	.	1	1	.	.
41	HYLAND, Kevin	13	2	5	7	0.0	.	.	.	.	.	.	27	2	8	10	0.0	.	.	.	.	.	.
94	BURTON, Chris	13	5	2	7	1.0	1.0	.	.	.	.	.	13	5	2	7	1.0	1.0	.	.	.	.	.
19	WASHINGTON, Shaq	13	4	.	4	0.0	.	.	.	.	.	.	36	6	.	6	0.0	.	.	.	.	.	.
5D	WILSON, Mark	9	2	1	3	1.0	1.0	.	.	.	.	.	9	2	1	3	1.0	1.0	.	.	.	.	.
80	CHISUM, Alex	13	3	.	3	0.0	.	.	.	.	.	.	38	3	.	3	0.0	.	.	.	.	.	.
2B	BROWN, Bobby	6	2	1	3	0.0	.	.	.	.	.	.	6	2	1	3	0.0	.	.	.	.	.	.
8D	WITTY, Adrian	1	2	1	3	0.0	.	.	.	.	.	.	41	56	34	90	6.5	3.0	1	7	.	2	.
30	BANSCHBACH, Chad	7	2	1	3	0.0	.	.	.	.	.	.	7	2	1	3	0.0	.	.	.	.	.	.
15	MOORE, Chris	13	3	.	3	0.0	.	.	.	.	.	.	38	4	.	4	0.0	.	.	.	.	.	.
82	MORRISON, Max	13	1	1	2	0.0	.	.	.	.	.	.	37	1	1	2	0.0	.	.	.	.	.	.
27	BOONE, Mike	9	1	1	2	0.0	.	.	.	.	.	.	9	1	1	2	0.0	.	.	.	.	.	.
3	TENTMAN, Solomon	2	1	1	2	0.0	.	.	.	.	.	.	29	22	26	48	0.5	.	.	.	.	.	.
23	MCKAY, Mekale	13	2	.	2	0.0	.	.	.	.	.	.	26	2	.	2	0.0	.	.	.	.	.	.
26	GERACI, Sam	13	1	1	2	0.0	.	.	.	.	.	.	13	1	1	2	0.0	.	.	.	.	.	.
23	WILLIAMS, Hosey	4	2	.	2	0.0	.	.	.	.	.	.	16	2	1	3	0.0	.	.	.	.	.	.
84	COLE, Nate	13	1	1	2	0.0	.	.	.	.	.	.	26	1	1	2	0.0	.	.	.	.	.	.
14	MILIANO, Tony	13	1	.	1	0.0	.	.	.	.	.	.	52	2	.	2	0.0	.	.	.	.	.	.
74	MURRAY, Justin	13	1	.	1	0.0	.	.	.	.	.	.	20	1	.	1	0.0	.	.	.	.	.	.
21	MOORE, Rod	13	1	.	1	0.0	.	.	.	1	.	.	24	4	2	6	0.0	.	.	1	.	1	.
TM	TEAM	8	1	.	1	1.0	1.0	.	.	.	.	.											
3	HOLTON, Johnny	13	1	.	1	0.0	.	.	.	.	.	.	13	1	.	1	0.0	.	.	.	.	.	.
Total.....		13	534	466	1000	76	35	8	49	16	13	.											
Opponents.....		13	478	442	920	45	18	14	53	8	8	.											

# 2015 UNIVERSITY OF CINCINNATI FOOTBALL

## RED ZONE/TIME OF POSSESSION

### RED ZONE ANALYSIS

CINCINNATI										---- Failed to score inside RZ ----					
Date	Opponent	Score	Times In RZ	Times Scored	Total Pts	TDs	Rush TDs	Pass TDs	FGs Made	FGA	Downs	Int	Fumb	Half	Game
09/12	TOLEDO	W, 58-34	7	7	45	6	2	4	1	0	0	0	0	0	0
09/20	MIAMI (OH)	W, 31-24	3	3	17	2	0	2	1	0	0	0	0	0	0
09/27	at Ohio State	L, 28-50	1	1	7	1	0	1	0	0	0	0	0	0	0
10/04	MEMPHIS *	L, 14-41	2	1	7	1	1	0	0	1	0	0	0	0	0
10/11	at Miami (FL)	L, 34-55	3	3	17	2	0	2	1	0	0	0	0	0	0
10/18	at SMU *	W, 41-3	6	5	25	3	3	0	2	0	0	0	0	1	0
10/24	USF *	W, 34-17	6	5	27	3	3	0	2	0	0	0	0	1	0
10/31	at Tulane *	W, 38-14	3	3	17	2	0	2	1	0	0	0	0	0	0
11/13	EAST CAROLINA *	W, 54-46	4	4	24	3	2	1	1	0	0	0	0	0	0
11/22	at UConn *	W, 41-0	7	5	31	4	1	3	1	0	0	1	0	1	0
11/29	at Temple *	W, 14-6	2	2	14	2	1	1	0	0	0	0	0	0	0
12/06	HOUSTON *	W, 38-31	6	6	38	5	3	2	1	0	0	0	0	0	0
12/27	vs. Virginia Tech	L, 17-33	1	1	3	0	0	0	1	0	0	0	0	0	0
<b>TOTALS</b>			<b>51</b>	<b>46</b>	<b>272</b>	<b>34</b>	<b>16</b>	<b>18</b>	<b>12</b>	<b>1</b>	<b>0</b>	<b>1</b>	<b>0</b>	<b>3</b>	<b>0</b>
<b>46 OF 51 (90.2%)</b>															
OPPONENTS										---- Failed to score inside RZ ----					
Date	Opponent	Score	Times In RZ	Times Scored	Total Pts	TDs	Rush TDs	Pass TDs	FGs Made	FGA	Downs	Int	Fumb	Half	Game
009/12	TOLEDO	W, 58-34	6	4	20	2	1	1	2	2	0	0	0	0	0
09/20	MIAMI (OH)	W, 31-24	3	1	7	1	1	0	0	1	0	1	0	0	0
09/27	at Ohio State	L, 28-50	5	5	31	4	2	2	1	0	0	0	0	0	0
10/04	MEMPHIS *	L, 14-41	7	6	34	4	3	1	2	0	0	0	0	1	0
10/11	at Miami (FL)	L, 34-55	3	3	17	2	1	1	1	0	0	0	0	0	0
10/18	at SMU *	W, 41-3	3	1	3	0	0	0	1	0	2	0	0	0	0
10/24	USF *	W, 34-17	1	0	0	0	0	0	0	0	0	0	1	0	0
10/31	at Tulane *	W, 38-14	4	2	14	2	1	1	0	0	2	0	0	0	0
11/13	EAST CAROLINA *	W, 54-46	8	7	39	5	3	2	2	1	0	0	0	0	0
11/22	at UConn *	W, 41-0	1	0	0	0	0	0	0	1	0	0	0	0	0
11/29	at Temple *	W, 14-6	3	2	6	0	0	0	2	1	0	0	0	0	0
12/06	HOUSTON *	W, 38-31	3	2	10	1	1	0	1	0	1	0	0	0	0
12/27	vs. Virginia Tech	L, 17-33	5	5	23	2	1	1	3	0	0	0	0	0	0
<b>TOTALS</b>			<b>52</b>	<b>38</b>	<b>204</b>	<b>23</b>	<b>14</b>	<b>9</b>	<b>15</b>	<b>6</b>	<b>5</b>	<b>1</b>	<b>1</b>	<b>1</b>	<b>0</b>
<b>38 OF 52 (73.1%)</b>															

### TIME OF POSSESSION

Date	Opponent	Score	Overall	1st Qtr	2nd Qtr	3rd Qtr	4th Qtr
09/12	TOLEDO	W, 58-34	24:48	7:28	6:43	3:47	6:50
09/20	MIAMI (OH)	W, 31-24	28:06	5:05	11:34	4:39	6:48
09/27	at Ohio State	L, 28-50	18:04	5:38	5:45	3:33	3:08
10/04	MEMPHIS *	L, 14-41	19:05	7:12	4:48	6:25	0:40
10/11	at Miami (FL)	L, 34-55	31:14	9:30	6:05	10:21	5:18
10/18	at SMU *	W, 41-3	32:22	5:46	8:41	10:35	7:20
10/24	USF *	W, 34-17	36:43	6:04	7:55	10:38	12:06
10/31	at Tulane *	W, 38-14	29:39	5:23	6:56	7:57	9:23
11/13	EAST CAROLINA *	W, 54-46	29:18	4:45	8:04	6:47	9:42
11/22	at UConn *	W, 41-0	35:45	9:05	8:56	8:17	9:27
11/29	at Temple *	W, 14-6	26:54	3:30	6:48	5:52	10:44
12/06	HOUSTON *	W, 38-31	32:15	6:34	6:54	8:38	10:09
12/27	vs. Virginia Tech	L, 17-33	29:04	7:58	8:18	5:55	6:53
<b>CINCINNATI</b>		<b>Total</b>	<b>373:17</b>	<b>83:58</b>	<b>97:27</b>	<b>93:24</b>	<b>98:28</b>
		<b>Avg.</b>	<b>28:42</b>	<b>6:27</b>	<b>7:29</b>	<b>7:11</b>	<b>7:34</b>
<b>OPPONENTS</b>		<b>Total</b>	<b>406:43</b>	<b>111:02</b>	<b>97:33</b>	<b>101:36</b>	<b>96:32</b>
		<b>Avg.</b>	<b>31:17</b>	<b>8:32</b>	<b>7:30</b>	<b>7:48</b>	<b>7:25</b>

## 2015 UNIVERSITY OF CINCINNATI FOOTBALL

## LONG PLAYS

YDS.	TYPE	PLAYER(S)	OPP.
*83	Pass	MOORE, Chris from KIEL, Gunner	Ohio State
*80	Pass	MCKAY, Mekale from KIEL, Gunner	Memphis
*78	Pass	MOORE, Chris from KIEL, Gunner	Ohio State
*66	Pass	MOORE, Chris from KIEL, Gunner	East Carolina
63	Rush	BOONE, Mike	USF
61	Rush	MOORE, Rod	Tulane
*60	Pass	MOORE, Chris from KIEL, Gunner	Ohio State
*55	Pass	MCKAY, Mekale from KIEL, Gunner	East Carolina
*54	Pass	GLADNEY, Casey from LEGAUX, Munchie	Tulane
52	Pass	MCKAY, Mekale from KIEL, Gunner	Toledo
52	Pass	MCKAY, Mekale from KIEL, Gunner	Toledo
48	Pass	GLADNEY, Casey from KIEL, Gunner	SMU
46	Pass	MCKAY, Mekale from KIEL, Gunner	Toledo
46	PR	WASHINGTON, Shaq	USF
46	Pass	MCKAY, Mekale from KIEL, Gunner	Toledo
*45	Pass	MORRISON, Max from KIEL, Gunner	Miami (Fla.)
*43	Pass	MOORE, Chris from COLOSIMO, Michael	Virginia Tech
41	Pass	HOLTON, Johnny from KIEL, Gunner	Toledo
41	Pass	HOLTON, Johnny from KIEL, Gunner	Toledo
40	KR	HOLTON, Johnny	SMU
40	Pass	WASHINGTON, Shaq from KIEL, Gunner	Virginia Tech
39	Rush	BOONE, Mike	USF
39	Pass	MCKAY, Mekale from KIEL, Gunner	SMU
*38	Pass	HOLTON, Johnny from KIEL, Gunner	USF
36	KR	HOLTON, Johnny	Toledo
36	Pass	MOORE, Chris from KIEL, Gunner	Memphis
*36	Pass	MCKAY, Mekale from KIEL, Gunner	East Carolina
36	KR	HOLTON, Johnny	Toledo
35	KR	GLADNEY, Casey	Houston
34	Pass	COLE, Nate from LEGAUX, Munchie	Houston
34	Pass	WASHINGTON, Shaq from KIEL, Gunner	USF
33	Rush	WILLIAMS, Hosey	Toledo
33	Rush	BOONE, Mike	Tulane
33	Rush	WILLIAMS, Hosey	Toledo
32	INT	JONES, Andre	SMU
31	Pass	MOORE, Rod from KIEL, Gunner	Temple
31	Pass	MCKAY, Mekale from LEGAUX, Munchie	Houston
31	Pass	MCKAY, Mekale from WASHINGTON, Shaq	Virginia Tech
*31	Pass	MOORE, Chris from KIEL, Gunner	Virginia Tech
31	KR	HOLTON, Johnny	Toledo
31	Rush	BOONE, Mike	Virginia Tech
31	KR	HOLTON, Johnny	East Carolina
31	KR	HOLTON, Johnny	Toledo

YDS.	TYPE	PLAYER(S)	OPP.
31	Pass	HOLTON, Johnny from KIEL, Gunner	Miami (Fla.)
30	Pass	HOLTON, Johnny from LEGAUX, Munchie	Tulane
30	KR	HOLTON, Johnny	USF
30	KR	HOLTON, Johnny	East Carolina
30	Rush	BROWN, Bobby	UConn
30	Pass	MOORE, Chris from KIEL, Gunner	Miami (Fla.)
*29	Pass	HOLTON, Johnny from KIEL, Gunner	Miami (Ohio)
29	Pass	MOORE, Rod from KIEL, Gunner	Houston
29	KR	MOORE, Chris	Temple
29	KR	HOLTON, Johnny	UConn
28	Pass	WASHINGTON, Shaq from KIEL, Gunner	USF
*28	Rush	MOORE, Rod	UConn
27	Pass	MOORE, Rod from KIEL, Gunner	SMU
*27	FR	JACOBS, Carter	Miami (Fla.)
*27	FR	TEMPLE, Nick	SMU
*27	Pass	MCKAY, Mekale from KIEL, Gunner	Miami (Ohio)
*27	FR	HARTSFIELD, Terrell	East Carolina
27	KR	HOLTON, Johnny	Memphis
26	Pass	WASHINGTON, Shaq from KIEL, Gunner	USF
25	Pass	MCKAY, Mekale from KIEL, Gunner	East Carolina
25	KR	HOLTON, Johnny	Miami (Ohio)
25	Pass	BOONE, Mike from KIEL, Gunner	Virginia Tech
24	Rush	BOONE, Mike	East Carolina
24	Pass	GLADNEY, Casey from KIEL, Gunner	Virginia Tech
24	KR	HOLTON, Johnny	Virginia Tech
24	KR	GLADNEY, Casey	Miami (Fla.)
24	KR	HOLTON, Johnny	Miami (Fla.)
24	Pass	HOLTON, Johnny from KIEL, Gunner	Toledo
24	Rush	KIEL, Gunner	Toledo
24	Pass	HOLTON, Johnny from KIEL, Gunner	Toledo
24	Rush	KIEL, Gunner	Toledo
*24	Rush	BOONE, Mike	Tulane

\* touchdown scored on play

## BY PLAYER

## BY THE NUMBERS

## LONGEST PLAYS

PLAYER	NO.	TD	R	P	KR	PR	IR	FR
HOLTON, Johnny	33	3	0	11	22	0	0	0
WASHINGTON, Shaq	14	2	0	13	0	1	0	0
MOORE, Chris	13	6	0	11	2	0	0	0
MCKAY, Mekale	12	4	0	12	0	0	0	0
BOONE, Mike	8	1	7	1	0	0	0	0
GLADNEY, Casey	7	1	0	3	4	0	0	0
MOORE, Rod	7	1	4	3	0	0	0	0
MORRISON, Max	4	3	0	4	0	0	0	0
KIEL, Gunner	2	0	2	0	0	0	0	0
CHISUM, Alex	2	0	0	2	0	0	0	0
COLE, Nate	2	0	0	2	0	0	0	0
WILLIAMS, Hosey	2	0	2	0	0	0	0	0
TEMPLE, Nick	1	1	0	0	0	0	0	1
HARTSFIELD, Terrell	1	1	0	0	0	0	0	1
JACOBS, Carter	1	1	0	0	0	0	0	1
COLOSIMO, Michael	1	0	1	0	0	0	0	0
JONES, Andre	1	0	0	0	0	0	1	0
BROWN, Bobby	1	0	1	0	0	0	0	0
TOTAL	112	24	17	62	28	1	1	3

PLAYS BY YARDS	NO.	TD
100+	0	0
90-99	0	0
80-89	2	2
70-79	1	1
60-69	4	2
50-59	4	2
40-49	10	2
30-39	28	3
20-29	63	12

PLAYS BY TYPE	NO.	TD	
Rushing	Rushing	17	2
Passing	62	19	
Punt returns	1	0	
Kick returns	28	0	
Interceptions	1	0	
Fumble returns	3	3	
Other	0	0	
TOTAL	112	24	

OFFENSE			
TYPE	YARDS	PLAYER	OPPONENT
Rush	63	Boone	USF
Rushing TD	28	R. Moore	UConn
Pass	83	Moore from Kiel	Ohio State
Passing TD	83	Moore from Kiel	Ohio State
SPECIAL TEAMS			
TYPE	YARDS	PLAYER	OPPONENT
Punt Return	46	Washington	USF
Kick Return	40	Holton	SMU
Punt	60	Geraci	Miami (Fla.)
Field Goal	47	Gantz	East Carolina
DEFENSE			
TYPE	YARDS	PLAYER	OPPONENT
Int. Return	32	Jones	SMU
Fumble Return	27	Jacobs	Miami (Fla.)
	26	Temple	SMU

# 2015 UNIVERSITY OF CINCINNATI FOOTBALL

## OFFENSIVE SCORING DRIVES

OPPONENT	QTR.	PLYS.	YDS.	TOP	RES.	SCORING PLAY
Toledo	1	3	69	0:46	TD	McKay 17-yard pass from Kiel
Toledo	1	8	81	2:25	TD	Morrison 22-yard pass from Kiel
Toledo	1	8	80	3:12	TD	Green 4-yard run
Toledo	2	2	14	0:36	TD	C. Moore 8-yard pass from Kiel
Toledo	2	3	67	0:51	TD	R. Moore 2-yard run
Toledo	2	12	86	4:27	TD	Cole 11-yard pass from Kiel
Toledo	4	8	75	2:49	TD	Chisum 18-yard pass from Kiel
Toledo	4	6	27	1:09	FG	Gantz 34-yard field goal
Toledo	4	8	69	2:52	TD	Washington 22-yard pass from Kiel
Miami (Ohio)	1	5	75	1:28	TD	McKay 27-yard pass from Kiel
Miami (Ohio)	2	16	70	6:10	FG	Gantz 21-yard field goal
Miami (Ohio)	2	13	66	4:05	TD	C. Moore 12-yard pass from Kiel
Miami (Ohio)	2	4	31	1:06	TD	McKay 7-yard pass from Kiel
Miami (Ohio)	3	3	29	1:23	TD	Holton 29-yard pass from Kiel
at Ohio State	1	4	83	1:24	TD	Moore 60-yard pass from Kiel
at Ohio State	2	6	58	1:44	TD	Holton 19-yard pass from Kiel
at Ohio State	2	4	97	1:25	TD	Moore 83-yard pass from Kiel
at Ohio State	3	2	85	0:38	TD	Moore 78-yard pass from Kiel
Memphis	1	1	80	0:17	TD	McKay 80-yard pass from Kiel
Memphis	3	7	43	2:41	TD	Moore 5-yard run
at Miami (Fla.)	1	13	80	4:23	TD	Washington 11-yard pass from Kiel
at Miami (Fla.)	2	11	59	2:58	FG	Gantz 33-ard field goal
at Miami (Fla.)	3	8	44	2:36	FG	Gantz 46-yard field goal
at Miami (Fla.)	4	12	75	3:21	TD	McKay 3-yard pass from Kiel
at Miami (Fla.)	4	4	75	0:43	TD	Morrison 45-yard pass from Kiel
at SMU	1	8	60	2:53	TD	R. Moore 2-yard run
at SMU	2	10	75	4:49	FG	Gantz 40-yard field goal
at SMU	2	7	93	3:13	TD	Evans 7-yard run
at SMU	2	6	73	1:48	TD	Holton 23-yard pass from Kiel
at SMU	3	15	67	6:17	FG	Gantz 30-yard field goal
at SMU	4	7	35	2:48	FG	Gantz 21-yard field goal
USF	1	6	84	2:18	TD	Holton 38-yard pass from Kiel
USF	1	8	34	2:27	FG	Gantz 20-yard field goal
USF	2	5	58	1:40	TD	Kiel 17-yard run
USF	2	4	38	0:29	FG	Gantz 23-yard field goal
USF	4	8	65	2:52	TD	Legaux 9-yard run
USF	4	3	75	1:07	TD	Boone 7-yard run
at Tulane	1	8	75	2:45	FG	Gantz 30-yard field goal
at Tulane	1	4	66	2:27	TD	Morrison 5-yard pass from Legaux
at Tulane	2	4	83	1:18	TD	Gladney 54-yard pass from Legaux
at Tulane	3	9	75	4:14	TD	Washington 18-yard pass from Legaux
at Tulane	4	9	76	5:30	TD	Boone 24-yard run
East Carolina	1	3	83	0:52	TD	McKay 55-yard pass from Kiel
East Carolina	1	6	75	2:14	TD	Morrison 17-yard pass from Kiel
East Carolina	2	8	66	2:55	FG	Gantz 33-yard field goal
East Carolina	2	4	75	2:09	TD	C. Moore 66-yard pass from Kiel
East Carolina	2	8	77	2:46	TD	R. Moore 2-yard run

OPPONENT	QTR.	PLYS.	YDS.	TOP	RES.	SCORING PLAY
East Carolina	3	8	66	3:11	TD	Boone 3-yard run
East Carolina	4	12	92	5:24	TD	McKay 36-yard pass from Kiel
East Carolina	4	7	35	0:42	FG	Gantz 47-yard field goal
at UConn	1	14	82	5:13	TD	Cole 6-yard pass from Kiel
at UConn	2	8	52	3:46	FG	Boone 3-yard run
at UConn	2	4	-10	0:48	FG	Gantz 32-yard field goal
at UConn	2	6	35	2:00	FG	Gantz 44-yard field goal
at UConn	2	7	25	1:57	TD	Golic 2-yard pass from Kiel
at UConn	3	3	20	1:22	TD	Holton 18-yard pass from Kiel
at UConn	3	5	46	2:10	TD	R. Moore 28-yard run
at Temple	2	2	3	0:41	TD	McKay 3-yard pass from Kiel
at Temple	2	9	63	1:37	TD	Boone 1-yard run
Houston	1	8	72	3:08	TD	Boone 5-yard run
Houston	2	9	67	3:06	TD	Chisum 8-yard pass from Kiel
Houston	2	8	65	2:07	TD	Washington 12-yard pass from Kiel
Houston	3	11	80	5:05	TD	Boone 1-yard rush
Houston	3	6	73	2:09	TD	Boone 6-yard rush
Houston	4	14	61	6:38	FG	Gantz 40-yard field goal
vs. Virginia Tech	1	7	89	2:50	TD	C. Moore 31-yard pass from Kiel
vs. Virginia Tech	2	13	86	6:23	FG	Gantz 25-yard field goal
vs. Virginia Tech	4	7	81	2:45	TD	C. Moore 43-yard pass from Colosimo

## DRIVES SUMMARY

### AVERAGE SCORING DRIVE/PLAY STATS

Plays: 6.9 per drive; Yards: 61.6 per drive; Avg. Drive Time: 2:32

### BY THE NUMBERS

- » 70 scoring drives
- » 489 plays
- » 4,309 yards
- » 10,692 seconds

### LONGEST

Longest drive (time):

- » 6:23 vs. Virginia Tech
- » 13 plays, 86 yards, Gantz 25-yard field goal

Longest drive (yards):

- » 97 yards at Ohio State
- » 4 plays, 1:25, Moore 83-yard pass from Kiel

### SHORTEST

Shortest drive (time):

- » 0:17 vs. Memphis
- » 1 play, 80 yards, C. Moore 80-yard pass from Kiel

Shortest drive (yards):

- » -10 yards at UConn
- » 4 plays, 0:48, Gantz 32-yard field goal

# 2014 UNIVERSITY OF CINCINNATI FOOTBALL

GAME 01 | SEPT. 12, 2014 | CINCINNATI, OHIO

GAME 02 | SEPT. 20, 2014 | CINCINNATI, OHIO

GAME 03 | SEPT. 27, 2014 | COLUMBUS, OHIO



<b>TOLEDO</b>	<b>34</b>
<b>CINCINNATI</b>	<b>58</b>



<b>MIAMI OHIO</b>	<b>24</b>
<b>CINCINNATI</b>	<b>31</b>



<b>CINCINNATI</b>	<b>28</b>
<b>NO. 22/20 OHIO STATE</b>	<b>50</b>

Score By Quarters	1	2	3	4	Score
Toledo	0	14	17	3	34
Cincinnati	20	21	0	17	58

Score By Quarters	1	2	3	4	Score
Miami (Ohio)	7	7	7	3	24
Cincinnati	7	17	7	0	31

Score By Quarters	1	2	3	4	Score
Cincinnati	7	14	7	0	28
No. 22/20 Ohio State	23	7	13	7	50

## SCORING PLAYS

1st	14:14	UC	McKay 17 Yd pass from Kiel (Gantz kick)
			3-69 0:46
	08:45	UC	Morrison 22 yd pass from Kiel (Gantz, kick failed)
			8-81 2:58
	00:37	UC	Green 4 yd run (Gantz kick),
			8-80 3:12
2nd	14:56	UC	C. Moore 8 yd pass from Kiel (Gantz kick)
			2-14 0:36
	10:14	UC	R. Moore 2 yd run (Gantz kick),
			3-67 0:51
	06:55	UT	Hunt 3 yd run (Detmer kick),
			9-85 3:13
	02:17	UC	Cole 11 yd pass from Kiel (Gantz kick)
			12-86 4:27
	01:13	UT	Russell 38 yd pass from Woodside (Detmer kick)
			3-75 1:04
3rd	12:19	UT	Russell 54 yd pass from Woodside (Detmer kick)
			7-75 2:41
	07:38	UT	Jones 13 yd pass from Woodside (Detmer kick)
			7-23 3:06
	04:33	UT	Detmer 23 yd field goal
			6-40 2:04
4th	14:48	UT	Detmer 36 yd field goal
			10-76 3:34
	11:59	UC	Chisum 18 yd pass from Kiel (Gantz kick)
			8-75 2:49
	08:57	UC	Gantz 34 yd field goal
			6-27 1:09
	01:36	UC	Washington 22 yd pass from Kiel (Gantz kick)
			8-69 2:52

	UT	UC
FIRST DOWNS	27	28
RUSHES-YARDS (NET)	39-240	30-148
PASSING YDS (NET)	323	436
Passes Att-Comp-Int	43-28-0	42-29-0
TOTAL OFFENSE PLAYS-YARDS	82-563	72-584
Fumble Returns-Yards	0-0	1-5
Punt Returns-Yards	1-21	1-11
Kickoff Returns-Yards	7-150	6-141
Interception Returns-Yards	0-0	0-0
Punts (Number-Avg)	2-30.0	4-38.2
Fumbles-Lost	1-1	0-0
Penalties-Yards	7-65	2-30
Possession Time	35:12	24:48
Third-Down Conversions	8 of 17	7 of 12
Fourth-Down Conversions	1 of 2	0 of 0
Red-Zone Scores-Chances	4-6	7-7
Sacks By: Number-Yards	1-8	3-22

**RUSHING:** Toledo-Hunt, Kareem 12-101; Remy, Marc 11-80; Jones-Moore, D. 9-41; Jones, Corey 2-36; Julian, Michael 1-Minus 7; Woodside, Logan 4-Minus 11. Cincinnati-Williams, Hosey 14-103; Kiel, Gunner 4-24; Green, Tion 7-14; Evans, Jarred 2-5; Legaux, Munchie 1-5; Moore, Rod 1-2; Abernathy, Rd 1-Minus 5.

**PASSING:** Toledo-Woodside, Logan 27-40-0-322; Julian, Michael 1-2-0-1; Macon, Dwight 0-1-0-0. Cincinnati-Kiel, Gunner 25-37-0-418; Legaux, Munchie 4-5-0-18.

**RECEIVING:** Toledo-Jones, Corey 11-93; Russell, Alonzo 5-114; Olack, Justin 5-64; Jones-Moore, D. 2-13; Wilcher, Kishon 1-16; Remy, Marc 1-11; Rogers, Zach 1-6; Macon, Dwight 1-5; Johnson, Jon'Vea 1-1. Cincinnati-McKay, Mekale 9-175; Washington, Shaq 4-54; Morrison, Max 4-51; Holton, Johnny 3-68; Chisum, Alex 3-39; Moore, Chris 2-23; Dowdy, Dj 1-13; Cole, Nate 1-11; Abernathy, Rd 1-4; Green, Tion 1-Minus 2.

## SCORING PLAYS

1st	10:59	MU	Frazier 23 Yd Pass From Hendrix (Patterson Kick)
			6-48 2:38
	04:54	UC	McKay 27 Yd Pass From Kiel (Gantz Kick)
			5-75 1:38
2nd	14:15	MU	Moses 18 Yd Run (Patterson Kick)
			9-75 3:32
	07:52	UC	Gantz 21 Yd Field Goal
			16-70 6:10
	02:25	UC	C. Moore 12 Yd Pass From Kiel (Gantz Kick)
			13-66 4:05
	00:31	UC	McKay 7 Yd Pass From Kiel (Gantz Kick)
			4-31 1:06
3rd	14:06	MU	Frazier 74 Yd Pass From Hendrix (Patterson Kick)
			3-75 0:54
	03:08	UC	Holton 29 Yd Pass From Kiel (Gantz Kick)
			3-29 1:23
4th	13:20	MU	Patterson 49 Yd Field Goal
			12-43 4:48

	MU	UC
FIRST DOWNS	19	22
RUSHES-YARDS (NET)	44-102	30-99
PASSING YDS (NET)	262	271
Passes Att-Comp-Int	26-13-1	39-25-2
TOTAL OFFENSE PLAYS-YARDS	70-364	69-370
Fumble Returns-Yards	0-0	0-0
Punt Returns-Yards	1-11	0-0
Kickoff Returns-Yards	0-0	3-43
Interception Returns-Yards	2-8	1-14
Punts (Number-Avg)	4-40.0	5-39.2
Fumbles-Lost	2-2	2-0
Penalties-Yards	6-38	4-30
Possession Time	31:54	28:06
Third-Down Conversions	8 of 15	7 of 14
Fourth-Down Conversions	1 of 1	1 of 1
Red-Zone Scores-Chances	1-3	3-3
Sacks By: Number-Yards	1-6	8-53

**RUSHING:** Miami (Ohio)-Scott, Dawan 10-50; McInnis, Spenc 9-48; Moses, Paul 4-17; Team 1-Minus 2; Mcrae Iv, Fred 3-Minus 4; Hendrix, Andrew 17-Minus 7. Cincinnati-Green, Tion 15-73; Kiel, Gunner 8-17; Williams, Hosey 5-11; Team 2-Minus 2.

**PASSING:** Miami (Ohio)-Hendrix, Andrew 13-26-1-262. Cincinnati-Kiel, Gunner 25-39-2-271.

**RECEIVING:** Miami (Ohio)-Frazier, David 5-162; Welch, Alex 3-32; McInnis, Spenc 2-25; Murphy, Jared 2-22; Scott, Dawan 1-21. Cincinnati-Washington, Shaq 7-71; Morrison, Max 4-43; McKay, Mekale 3-40; Abernathy, Rd 2-22; Green, Tion 2-17; Holton, Johnny 1-29; Williams, Hosey 1-12; Moore, Chris 1-12; Moore, Rod 1-10; Dowdy, Dj 1-8; Chisum, Alex 1-4; Cole, Nate 1-3.

## SCORING PLAYS

1st	13:36	UC	C. Moore 60 yd pass from Kiel (Gantz kick)
			4-83 1:24
	11:24	OSU	R. Smith 3 yd run (Nuemberger kick)
			8-75 2:12
	04:32	OSU	Elliott 3 yd run (Nuemberger kick)
			8-91 3:15
	04:24	OSU	TEAM safety
	01:08	OSU	D. Smith 19 yd pass from Barrett (Nuemberger kick)
			9-58 3:15
2nd	12:34	OSU	Spencer 19 yd pass from Barrett (Nuemberger kick)
			7-52 3:05
	05:23	UC	Holton 19 yd pass from Kiel (Gantz kick)
			6-58 1:44
	00:26	UC	C. Moore 83 yd pass from Kiel (Gantz kick)
			4-97 1:25
3rd	10:03	OSU	Nuemberger 25 yd field goal
			14-67 4:57
	09:20	UC	C. Moore 78 yd pass from Kiel (Gantz kick)
			2-85 0:38
	05:59	OSU	Nuemberger 42 yd field goal
			8-50 3:21
	01:18	OSU	Wilson 24 yd pass from Barrett (Nuemberger kick)
			7-62 2:39
4th	10:26	OSU	D. Smith 34 yd pass from Barrett (Nuemberger kick)
			11-73 5:04

	UC	OSU
FIRST DOWNS	15	45
RUSHES-YARDS (NET)	19-70	65-380
PASSING YDS (NET)	352	330
Passes Att-Comp-Int	33-21-0	36-26-0
TOTAL OFFENSE PLAYS-YARDS	52-422	101-710
Fumble Returns-Yards	0-0	0-0
Punt Returns-Yards	0-0	1-2
Kickoff Returns-Yards	5-83	1-18
Interception Returns-Yards	0-0	0-0
Punts (Number-Avg)	7-37.1	1-42.0
Fumbles-Lost	2-0	1-1
Penalties-Yards	6-40	7-40
Possession Time	18:04	41:56
Third-Down Conversions	4 of 11	9 of 14
Fourth-Down Conversions	0 of 0	1 of 2
Red-Zone Scores-Chances	1-1	5-5
Sacks By: Number-Yards	1-4	1-8

**RUSHING:** Cincinnati-GREEN, Tion 6-31; WILLIAMS, Hosey 5-21; EVANS, Jarred 3-17; MOORE, Rod 1-2; KIEL, Gunner 4-minus 1. Ohio State-Elliott, E 28-182; Barrett, J.T. 14-79; Smith, Rod 11-61; Wilson, Dontre 1-21; Samuel, Curtis 5-21; Marshall, Jalin 3-20; Jones, Cardale 1-10; Dunn, Bri'onte 1-6; TEAM 1-minus 20.

**PASSING:** Cincinnati-KIEL, Gunner 21-32-0-352; EVANS, Jarred 0-1-0-0. Ohio State-Barrett, J.T. 26-36-0-330.

**RECEIVING:** Cincinnati-WASHINGTON, Shaq 4-27; MOORE, Chris 3-221; HOLTON, Johnny 3-34; MORRISON, Max 3-27; CHISUM, Alex 3-19; COLE, Nate 2-6; MCKAY, Mekale 1-11; DOWDY, DJ 1-4; WILLIAMS, Hosey 1-3. Ohio State-Wilson, Dontre 6-71; Elliott, E 5-51; Smith, Devin 4-67; Heuerman, Jeff 3-38; Thomas, Michael 2-33; Vannett, Nick 2-25; Spencer, Evan 1-19; Smith, Corey 1-17; Samuel, Curtis 1-8; Marshall, Jalin 1-1.

# 2014 UNIVERSITY OF CINCINNATI FOOTBALL

GAME 04 | OCT. 4, 2014 | CINCINNATI, OHIO

GAME 05 | OCT. 11, 2014 | MIAMI, FLA.

GAME 06 | OCT. 18, 2014 | DALLAS, TEXAS



<b>MEMPHIS</b>	<b>41</b>
<b>CINCINNATI</b>	<b>14</b>



<b>CINCINNATI</b>	<b>34</b>
<b>MIAMI (FL)</b>	<b>55</b>



<b>CINCINNATI</b>	<b>41</b>
<b>SMU</b>	<b>3</b>

Score By Quarters	1	2	3	4	Score
Memphis	24	3	14	0	41
Cincinnati	7	0	7	0	14

## SCORING PLAYS

1st	14:43	UC	McKay 80 yd pass from Kiel (Gantz kick) 1-80 0:17
	12:44	UM	Jones 9 yd pass from Lynch (Elliott kick) 7-41 1:48
	10:38	UM	Henderson 29 yd pass from Lynch (Elliott kick) 3-33 0:56
	06:10	UM	Elliott 20 yd field goal 6-61 2:30
	01:06	UM	Lynch 10 yd run (Elliott kick) 3-11 0:37
2nd	08:19	UM	Elliott 20 yd field goal 12-87 5:32
3rd	10:49	UC	R. Moore 5 yd run (Gantz kick) 7-43 2:41
	07:20	UM	Craft 6 yd run (Elliott kick) 10-75 3:29
	03:00	UM	Lynch 10 yd run (Elliott kick) 9-80 3:01

	UM	UC
FIRST DOWNS	30	19
RUSHES-YARDS (NET)	69-299	25-97
PASSING YDS (NET)	311	255
Passes Att-Comp-Int	25-18-0	40-16-1
TOTAL OFFENSE PLAYS-YARDS	94-610	65-352
Fumble Returns-Yards	0-0	0-0
Punt Returns-Yards	0-0	1-0
Kickoff Returns-Yards	2-81	5-105
Interception Returns-Yards	1-0	0-0
Punts (Number-Avg)	4-29.5	7-35.6
Fumbles-Lost	1-0	2-1
Penalties-Yards	8-72	6-55
Possession Time	40:55	19:05
Third-Down Conversions	12 of 21	3 of 12
Fourth-Down Conversions	1 of 1	0 of 1
Red-Zone Scores-Chances	6-7	1-2
Sacks By: Number-Yards	2-12	0-0

**RUSHING:** Memphis-CRAFT, Sam 38-170; LYNCH, Paxton 12-45; COOPER, Jarvis 13-41; FRAZIER, Mose 3-33; STEWART, Jason 1-14; TEAM 2-minus 4. Cincinnati-MOORE, Rod 14-65; LEGAUX, Munchie 3-20; KIEL, Gunner 6-7; WILLIAMS, Hosey 2-5.

**PASSING:** Memphis-LYNCH, Paxton 18-25-0-311. Cincinnati-KIEL, Gunner 11-27-1-216; LEGAUX, Munchie 5-13-0-39.

**RECEIVING:** Memphis-JONES, Tevin 5-70; HENDERSON, Adrian 3-77; PROCTOR, Roderick 3-61; MAYHUE, Phil 2-38; CROSS, Alan 2-34; MALONE, Keiwone 2-15; FRAZIER, Mose 1-16. Cincinnati-MOORE, Chris 5-84; CHISUM, Alex 3-25; WASHINGTON, Shaq 3-16; MCKAY, Mekale 2-89; WILLIAMS, Hosey 1-18; MORRISON, Max 1-13; GLADNEY, Casey 1-10.

Score By Quarters	1	2	3	4	Score
Cincinnati	7	3	3	21	34
Miami (Fla.)	14	10	17	14	55

## SCORING PLAYS

1st	11:17	UM	D. Johnson 80 yd run (Badgley kick) 1-80 0:13
	06:54	UC	Washington 11 yd pass from Kiel (Gantz kick) 13-80 4:23
	05:02	UM	Walford 14 yd pass from Kaaya (Badgley kick) 7-85 1:52
2nd	07:57	UM	Dorsett 28 yd pass from Kaaya (Badgley kick) 5-74 2:52
	04:59	UC	Gantz 33 yd field goal 11-59 2:58
	00:46	UM	Badgley 42 yd field goal 8-52 4:13
3rd	14:15	UM	McCord 46 yd interception return (Badgley kick)
	06:10	UM	Badgley 25 yd field goal 9-59 3:41
	03:34	UC	Gantz 46 yd field goal 8-44 2:36
	03:16	UM	Dorsett 79 yd pass from Kaaya (Badgley kick) 1-79 0:18
4th	14:55	UC	McKay 3 yd pass from Kiel (Gantz kick) 12-75 3:21
	13:00	UM	Kaaya 1 yd run (Badgley kick) 4-75 1:55
	12:17	UC	Morrison 45 yd pass from Kiel (Gantz kick) 4-75 0:43
	09:02	UM	Gus Edwards 40 yd run (Michael Badgley kick) 2-43 0:56
	04:27	UC	Jacobs 27 yd fumble recovery (Gantz kick)

	UC	UM
FIRST DOWNS	26	20
RUSHES-YARDS (NET)	29-67	35-335
PASSING YDS (NET)	355	286
Passes Att-Comp-Int	60-31-3	25-17-0
TOTAL OFFENSE PLAYS-YARDS	89-422	60-621
Fumble Returns-Yards	1-27	0-0
Punt Returns-Yards	1-1	1-1
Kickoff Returns-Yards	4-88	6-138
Interception Returns-Yards	0-0	3-74
Punts (Number-Avg)	6-39.8	5-46.6
Fumbles-Lost	0-0	1-1
Penalties-Yards	5-54	13-155
Possession Time	31:14	28:46
Third-Down Conversions	8 of 20	3 of 10
Fourth-Down Conversions	2 of 3	0 of 0
Red-Zone Scores-Chances	3-3	3-3
Sacks By: Number-Yards	3-27	3-10

**RUSHING:** Cincinnati-MOORE, Rod 14-27; EVANS, Jarred 7-21; BOONE, Mike 3-14; JUNIOR IV, E.J. 1-3; KIEL, Gunner 4-2. Miami (Fla.)-Duke Johnson 10-162; Joe Yearby 8-113; Gus Edwards 11-85; Trayone Gray 1-2; TEAM 1-minus 1; Jake Heaps 1-minus 13; Brad Kaaya 3-minus 13.

**PASSING:** Cincinnati-KIEL, Gunner 31-57-3-355; EVANS, Jarred 0-2-0-0; WASHINGTON, Shaq 0-1-0-0. Miami (Fla.)-Brad Kaaya 17-24-0-286; Ryan Williams 0-1-0-0; Jake Heaps 0-0-0-0.

**RECEIVING:** Cincinnati-MORRISON, Max 6-84; MOORE, Chris 6-74; WASHINGTON, Shaq 6-65; HOLTON, Johnny 5-83; BOONE, Mike 3-18; MCKAY, Mekale 2-6; CHISUM, Alex 1-17; COLE, Nate 1-5; MOORE, Rod 1-3. Miami (Fla.)-Clive Walford 4-40; Duke Johnson 4-16; Phillip Dorsett 3-143; Herb Waters 2-44; Stacy Coley 2-19; Braxton Berrios 1-18; Malcolm Lewis 1-6.

Score By Quarters	1	2	3	4	Score
Cincinnati	6	22	3	10	41
SMU	3	0	0	0	3

## SCORING PLAYS

1st	12:07	UC	R. Moore 2 yd run (Gantz kick failed) 8-60 2:53
	04:47	SMU	Rademacher 29 yd field goal 16-64 7:20
2nd	11:20	UC	Gantz 40 yd field goal 10-75 4:49
	04:25	UC	Evans 7 yd run (Kiel pass failed) 7-93 3:13
	01:38	UC	Holton 23 yd pass from Kiel (Gantz kick) 6-73 1:48
	01:00	UC	Temple 27 yd fumble recovery (Kiel pass failed)
3rd	07:11	UC	Gantz 30 yd field goal 15-67 6:17
4th	14:56	UC	Boone 1 yd run (Gantz kick) 2-2 0:50
	09:55	UC	Gantz 21 yd field goal 7-35 2:48

	UC	SMU
FIRST DOWNS	29	14
RUSHES-YARDS (NET)	46-240	24-98
PASSING YDS (NET)	268	178
Passes Att-Comp-Int	27-17-0	37-20-2
TOTAL OFFENSE PLAYS-YARDS	73-508	61-276
Fumble Returns-Yards	1-27	0-0
Punt Returns-Yards	2-15	2-0
Kickoff Returns-Yards	2-56	4-108
Interception Returns-Yards	2-32	0-0
Punts (Number-Avg)	3-35.7	4-42.8
Fumbles-Lost	0-0	2-2
Penalties-Yards	6-69	7-74
Possession Time	32:22	27:38
Third-Down Conversions	3 of 9	6 of 14
Fourth-Down Conversions	1 of 1	1 of 3
Red-Zone Scores-Chances	5-6	1-3
Sacks By: Number-Yards	3-18	1-4

**RUSHING:** Cincinnati-EVANS, Jarred 10-67; BANSCHBACH, Chad 10-58; KIEL, Gunner 6-50; MOORE, Rod 12-47; BOONE, Mike 5-18; LEGAUX, Munchie 3-0. SMU-DAVIS, Matt 4-41; LINE, Prescott 8-36; KRSTICH, Garrett 5-20; SEEKER, Luke 2-3; POPE, Kevin 1-3; DURALL, Darius 4-minus 5.

**PASSING:** Cincinnati-KIEL, Gunner 13-20-0-241; LEGAUX, Munchie 2-5-0-17; EVANS, Jarred 2-2-0-10. SMU-KRSTICH, Garrett 17-31-2-172; DAVIS, Matt 3-6-0-6.

**RECEIVING:** Cincinnati-WASHINGTON, Shaq 3-36; MORRISON, Max 3-20; GLADNEY, Casey 2-61; MCKAY, Mekale 2-56; CHISUM, Alex 2-17; MOORE, Rod 1-27; HOLTON, Johnny 1-23; COLE, Nate 1-12; DOWDY, DJ 1-9; MOORE, Chris 1-7. SMU-HALVERSON, Nate 4-42; THOMPSON, D 3-31; JOSEPH, Darius 3-15; LINE, Prescott 3-12; LANCASTER, C 2-40; DURALL, Darius 2-10; STEWART, Daijuan 2-7; NELSON, Stephen 1-21.

# 2014 UNIVERSITY OF CINCINNATI FOOTBALL

GAME 07 | OCT. 24, 2014 | CINCINNATI, OHIO

GAME 08 | OCT. 31, 2014 | NEW ORLEANS, LA.

GAME 09 | NOV. 13, 2014 | CINCINNATI, OHIO



USF	17
CINCINNATI	34



CINCINNATI	38
TULANE	14



EAST CAROLINA	46
CINCINNATI	54

Score By Quarters	1	2	3	4	Score
USF	3	0	0	14	17
Cincinnati	10	10	0	14	34

Score By Quarters	1	2	3	4	Score
Cincinnati	10	14	7	7	38
Tulane	0	0	14	0	14

Score By Quarters	1	2	3	4	Score
East Carolina	6	14	7	19	46
Cincinnati	14	17	7	16	54

## SCORING PLAYS

1st	12:05	UC	Holton 38 yd pass from Kiel (Gantz kick)
			6-84 2:18
	07:41	UC	Gantz 20 yd field goal
			8-34 2:27
	00:21	USF	Kloss 44 yd field goal
			7-15 2:58
2nd	06:57	UC	Kiel 17 yd run (Gantz kick)
			5-58 1:40
	00:00	UC	Gantz 23 yd field goal
			4-38 0:29
4th	14:56	UC	Legaux 9 yd run (Gantz kick)
			8-65 2:52
	14:02	USF	Adams 67 yd pass from Bench (Kloss kick)
			3-75 0:54
	12:55	UC	Boone 7 yd run (Gantz kick)
			3-75 1:07
	12:19	USF	Davis 38 yd pass from Bench (Kloss kick)
			2-46 0:29

	USF	UC
FIRST DOWNS	12	31
RUSHES-YARDS (NET)	22-42	50-273
PASSING YDS (NET)	239	317
Passes Att-Comp-Int	33-20-2	37-27-0
TOTAL OFFENSE PLAYS-YARDS	55-281	87-590
Fumble Returns-Yards	0-0	0-0
Punt Returns-Yards	1-1	2-46
Kickoff Returns-Yards	3-72	2-44
Interception Returns-Yards	0-0	2-0
Punts (Number-Avg)	7-42.7	5-31.8
Fumbles-Lost	6-2	3-3
Penalties-Yards	7-95	4-37
Possession Time	23:17	36:43
Third-Down Conversions	5 of 13	6 of 16
Fourth-Down Conversions	0 of 0	3 of 3
Red-Zone Scores-Chances	0-1	5-6
Sacks By: Number-Yards	1-10	1-2

**RUSHING:** USF-MACK, Marlon 12-54; JOHNSON, D'Erne 4-14; TEAM 2-minus 2; BENCH, Steven 2-minus 4; WHITE, Mike 2-minus 20. Cincinnati-BOONE, Mike 19-212; MOORE, Rod 10-28; BANSCHBACH, Chad 7-23; KIEL, Gunner 5-20; LEGAUX, Munchie 6-6; WASHINGTON, Shaq 1-2; TEAM 2-minus 18.

**PASSING:** USF-WHITE, Mike 11-19-2-92; BENCH, Steven 9-14-0-147. Cincinnati-KIEL, Gunner 13-22-0-196; LEGAUX, Munchie 14-15-0-121.

**RECEIVING:** USF-DAVIS, Andre 6-77; MCFARLAND, Mike 5-29; MACK, Marlon 3-26; ADAMS, Rodney 2-68; SWANSON, Kennar 2-16; PRICE, Sean 1-15; WELCH, Deonte 1-8. Cincinnati-WASHINGTON, Shaq 12-163; MORRISON, Max 5-42; MCKAY, Mekale 3-22; HOLTON, Johnny 2-38; MOORE, Chris 2-30; COLE, Nate 2-12; CHISUM, Alex 1-10.

## SCORING PLAYS

1st	07:11	UC	Gantz 30 yd field goal
			8-75 2:45
	00:59	UC	Morrison 5 yd pass from Legaux (Gantz kick)
			4-66 2:27
2nd	13:24	UC	Gladney 54 yd pass from Legaux (Gantz kick)
			4-83 1:18
	07:32	UC	E. Wilson 0 yd fumble recovery (Gantz kick)
3rd	13:18	TLN	Thompson 19 yd run (DiRocco kick)
			4-75 1:42
	04:48	TLN	Jones 10 yd pass from Lee (DiRocco kick)
			9-59 4:52
	00:29	UC	Washington 18 yd pass from Legaux (Gantz kick)
			9-75 4:14
4th	03:22	UC	Boone 24 yd run (Gantz kick)
			9-76 5:30

	UC	TU
FIRST DOWNS	21	21
RUSHES-YARDS (NET)	35-265	33-175
PASSING YDS (NET)	214	205
Passes Att-Comp-Int	26-17-2	35-24-0
TOTAL OFFENSE PLAYS-YARDS	61-479	68-380
Fumble Returns-Yards	0-0	0-0
Punt Returns-Yards	1-0	1-0
Kickoff Returns-Yards	1-3	2-36
Interception Returns-Yards	0-0	2-3
Punts (Number-Avg)	3-44.7	7-41.0
Fumbles-Lost	1-1	1-1
Penalties-Yards	5-35	4-51
Possession Time	29:39	30:21
Third-Down Conversions	6 of 12	3 of 13
Fourth-Down Conversions	1 of 1	0 of 2
Red-Zone Scores-Chances	3-3	2-4
Sacks By: Number-Yards	2-22	0-0

**RUSHING:** Cincinnati-MOORE, Rod 15-124; BOONE, Mike 15-113; LEGAUX, Munchie 3-16; BROWN, Bobby 1-13; TEAM 1-minus 1. Tulane-HILLIARD, D. 11-123; THOMPSON, L. 9-39; BUTLER, Dante 3-17; BADIE, Sherman 4-13; LEE, Tanner 6-minus 17.

**PASSING:** Cincinnati-LEGAUX, Munchie 16-24-1-211; KIEL, Gunner 0-1-1-0; COLOSIMO, Michael 1-1-0-3. Tulane-LEE, Tanner 24-35-0-205.

**RECEIVING:** Cincinnati-MORRISON, Max 5-57; WASHINGTON, Shaq 4-36; GLADNEY, Casey 2-59; CHISUM, Alex 2-11; HOLTON, Johnny 1-30; MCKAY, Mekale 1-16; COGSWELL, Tyler 1-3; DOWDY, DJ 1-2. Tulane-VEAL, Teddy 7-73; ENCALADE, T. 5-41; JONES, Charles 2-25; JAMES, Leondre 2-14; BADIE, Sherman 2-10; HILLIARD, D. 2-8; BUTLER, Dante 1-13; SCOTT, Trey 1-10; SHACKLEFORD, J. 1-9; BREAU, Devon 1-2.

## SCORING PLAYS

1st	10:21	CIN	McKay 55 yd pass from Kiel (Gantz kick)
			3-83 0:52
	07:02	ECU	Harvey 31 yd field goal
			10-59 3:13
	04:47	ECU	Harvey 23 yd field goal
			5-18 1:19
	02:27	CIN	Morrison 17 yd pass from Kiel (Gantz kick)
			6-75 2:14
2nd	12:42	CIN	Gantz 33 yd field goal
			8-66 2:55
	09:07	ECU	Grayson 11 yd run (Harvey kick)
			9-83 3:30
	07:36	ECU	Hardy 7 yd run (Harvey kick)
			4-35 0:40
	05:27	CIN	C. Moore 66 yd pass from Kiel (Gantz kick)
			4-75 2:09
	01:30	CIN	R. Moore 2 yd run (Gantz kick)
			8-77 2:46
3rd	11:42	CIN	Boone 3 yd run (Gantz kick)
			8-66 3:11
	10:51	ECU	Allen 40 yd run (Harvey kick)
			5-81 0:44
4th	13:38	ECU	Hardy 18 yd pass from Carden (Harvey kick)
			6-31 2:34
	04:47	CIN	McKay 36 yd pass from Kiel (Gantz kick)
			12-92 5:24
	03:44	ECU	Worthy 7 yd pass from Carden (Carden pass failed)
			5-71 0:57
	01:02	ECU	Carden 2 yd run (Carden pass failed)
			6-27 1:01
	00:15	CIN	Gantz 47 yd field goal
			7-35 0:42
	00:00	CIN	Hartsfield 20 yd fumble recovery

	ECU	UC
FIRST DOWNS	30	29
RUSHES-YARDS (NET)	32-154	33-150
PASSING YDS (NET)	418	436
Passes Att-Comp-Int	62-35-0	45-29-3
TOTAL OFFENSE PLAYS-YARDS	94-572	78-586
Fumble Returns-Yards	0-0	1-20
Punt Returns-Yards	1-2	1-7
Kickoff Returns-Yards	8-150	6-114
Interception Returns-Yards	3-12	0-0
Punts (Number-Avg)	4-39.0	3-35.0
Fumbles-Lost	2-2	1-1
Penalties-Yards	5-38	8-64
Possession Time	30:42	29:18
Third-Down Conversions	10 of 19	5 of 14
Fourth-Down Conversions	0 of 0	1 of 2
Red-Zone Scores-Chances	7-8	4-4
Sacks By: Number-Yards	1-7	4-36

**RUSHING:** East Carolina-ALLEN, Breon 12-129; SCOTT, Anthony 8-25; GRAYSON, Marquez 3-22; HARDY, Justin 1-7; HAIRSTON, Chris 3-5; CARDEN, Shane 5-minus 34. Cincinnati-MOORE, Rod 19-99; BOONE, Mike 9-45; KIEL, Gunner 5-6.

**PASSING:** East Carolina-CARDEN, Shane 35-61-0-418; TEAM 0-1-0-0. Cincinnati-KIEL, Gunner 29-44-3-436; TEAM 0-1-0-0.

**RECEIVING:** East Carolina-HARDY, Justin 15-181; JONES, Isaiah 6-27; WORTHY, Cam 5-101; GRAYSON, Davon 4-15; WILLIAMS, Bryce 2-52; JOHNSON, Quay 2-16; ALLEN, Breon 1-26. Cincinnati-MCKAY, Mekale 9-172; MORRISON, Max 5-43; MOORE, Chris 4-97; WASHINGTON, Shaq 4-42; HOLTON, Johnny 3-35; CHISUM, Alex 1-21; GLADNEY, Casey 1-15; COLE, Nate 1-7; MOORE, Rod 1-4.

# 2014 UNIVERSITY OF CINCINNATI FOOTBALL

GAME 10 | NOV. 22, 2014 | EAST HARTFORD, CONN.

GAME 11 | NOV. 29, 2014 | PHILADELPHIA, PA.

GAME 12 | DEC. 6, 2014 | CINCINNATI, OHIO



CINCINNATI	41
UConn	0



CINCINNATI	14
Temple	6



HOUSTON	31
CINCINNATI	38

Score By Quarters	1	2	3	4	Score
Cincinnati	7	20	14	0	41
UConn	0	0	0	0	0

## SCORING PLAYS

1st	01:29	UC	Cole 6 yd pass from Kiel (Gantz kick)
			14-82 5:13
2nd	09:13	UC	Boone 3 yd run (Gantz kick)
			8-52 3:46
	07:06	UC	Gantz 32 yd field goal
			4--10 0:48
	03:39	UC	Gantz 44 yd field goal
			6-35 2:00
	00:36	UC	Golic 2 yd pass from Kiel (Gantz kick)
			7-25 1:57
3rd	12:49	UC	Holton 18 yd pass from Kiel (Gantz kick)
			3-20 1:22
	07:56	UC	R. Moore 28 yd run (Gantz kick)
			5-46 2:10

	UC	UConn
FIRST DOWNS	24	10
RUSHES-YARDS (NET)	48-249	27-48
PASSING YDS (NET)	176	81
Passes Att-Comp-Int	36-20-1	27-14-1
TOTAL OFFENSE PLAYS-YARDS	84-425	54-129
Fumble Returns-Yards	0-0	0-0
Punt Returns-Yards	1-0	1--4
Kickoff Returns-Yards	1-29	6-127
Interception Returns-Yards	1-0	1-32
Punts (Number-Avg)	3-46.3	6-37.8
Fumbles-Lost	0-0	2-2
Penalties-Yards	2-25	2-20
Possession Time	35:45	24:15
Third-Down Conversions	8 of 17	3 of 13
Fourth-Down Conversions	2 of 2	0 of 2
Red-Zone Scores-Chances	5-7	0-1
Sacks By: Number-Yards	2-13	0-0

**RUSHING:** Cincinnati-MOORE, Rod 21-108; BROWN, Bobby 10-67; BOONE, Mike 9-52; KIEL, Gunner 5-28; TEAM 3-minus 6. UConn-JOHNSON, Ron 9-33; MARRINER, Josh 2-27; DELORENZO, Max 5-17; FOXX, Deshon 1-0; WHITMER, Chan. 1-minus 1; TEAM 1-minus 3; BOYLE, Tim 8-minus 25.

**PASSING:** Cincinnati-KIEL, Gunner 17-30-1-161; LEGAUX, Munchie 2-4-0-10; COLOSIMO, Michael 1-2-0-5. UConn-BOYLE, Tim 13-21-0-70; WHITMER, Chan. 1-5-1-11; FOXX, Deshon 0-1-0-0.

**RECEIVING:** Cincinnati-WASHINGTON, Shaq 6-63; HOLTON, Johnny 4-35; GLADNEY, Casey 4-25; COLE, Nate 3-20; MCKAY, Mekale 1-17; MOORE, Rod 1-14; GOLIC, Jake 1-2. UConn-THOMAS, Noel 5-32; FOXX, Deshon 3-18; DAVIS, Jeremy 2-1; CLAX, Jazzmar 1-15; MCQUILLAN, Sean 1-11; BRADLEY, Dha. 1-5; DELORENZO, Max 1-minus 1.

Score By Quarters	1	2	3	4	Score
Cincinnati	0	14	0	0	14
Temple	3	0	3	0	6

## SCORING PLAYS

1st	00:17	TU	Jones 30 yd field goal
			11-68 5:30
2nd	12:39	UC	McKay 3 yd pass from Kiel (Gantz kick)
			2-3 0:41
	00:28	UC	Boone 1 yd run (Gantz kick)
			9-63 1:37
3rd	07:00	TU	Jones 31 yd field goal
			14-67 5:16

	UC	TU
FIRST DOWNS	14	14
RUSHES-YARDS (NET)	33-81	32-71
PASSING YDS (NET)	174	196
Passes Att-Comp-Int	31-19-0	35-19-0
TOTAL OFFENSE PLAYS-YARDS	64-255	67-267
Fumble Returns-Yards	1-2	0-0
Punt Returns-Yards	2-1	0-0
Kickoff Returns-Yards	3-54	3-63
Interception Returns-Yards	0-0	0-0
Punts (Number-Avg)	9-41.1	8-36.0
Fumbles-Lost	2-1	2-2
Penalties-Yards	3-20	3-26
Possession Time	26:54	33:06
Third-Down Conversions	4 of 14	4 of 16
Fourth-Down Conversions	0 of 1	1 of 1
Red-Zone Scores-Chances	2-2	2-3
Sacks By: Number-Yards	3-25	1-17

**RUSHING:** Cincinnati-BOONE, Mike 14-62; MOORE, Rod 9-19; WASHINGTON, Shaq 3-8; TEAM 1-minus 2; KIEL, Gunner 6-minus 6. Temple-HARPER,Kenneth 9-40; WALKER,P.J. 12-33; THOMAS,Jahad 4-8; GILMORE,Jamie 5-2; SHIPPEN,Brandon 1-0; FITZPATRICK,J 1-minus 12.

**PASSING:** Cincinnati-KIEL, Gunner 19-31-0-174. Temple-WALKER,P.J. 19-35-0-196.

**RECEIVING:** Cincinnati-MCKAY, Mekale 6-39; HOLTON, Johnny 5-34; WASHINGTON, Shaq 3-25; MORRISON, Max 2-11; MOORE, Rod 1-31; COLE, Nate 1-22; BOONE, Mike 1-12. Temple-FITZPATRICK,J 9-77; THOMPSON,Colin 3-48; YANCY,Brodrick 3-21; DELOATCH,Romond 1-18; SHIPPEN,Brandon 1-17; THOMAS,Jahad 1-11; HARPER,Kenneth 1-4.

Score By Quarters	1	2	3	4	Score
Houston	7	3	7	14	31
Cincinnati	7	14	14	3	38

## SCORING PLAYS

1st	10:01	CIN	Boone 5 yd run (Gantz kick)
			8-72 3:08
	06:14	HOU	Farrow 9 yd run (Bullard kick)
			9-75 3:47
2nd	09:13	CIN	Chisum 8 yd pass from Kiel (Gantz kick)
			9-67 3:06
	02:45	HOU	Bullard 27 yd field goal
			5-63 2:00
	00:33	CIN	Washington 12 yd pass from Kiel (Gantz kick)
			8-65 2:07
3rd	09:54	CIN	Boone 1 yd run (Gantz kick)
			11-80 5:05
	05:43	HOU	Ward Jr. 40 yd run (Bullard kick)
			10-83 4:05
	00:15	CIN	Boone 6 yd run (Gantz kick)
			6-73 2:09
4th	14:49	HOU	Ambles 89 yd pass from Ward Jr. (Bullard kick)
			2-88 0:19
	08:04	CIN	Gantz 40 yd field goal
			14-61 6:38
	05:27	HOU	Ayers 26 yd pass from Ward Jr. (Bullard kick)
			7-67 2:29

	UH	UC
FIRST DOWNS	27	33
RUSHES-YARDS (NET)	35-234	43-152
PASSING YDS (NET)	360	348
Passes Att-Comp-Int	45-27-1	38-25-0
TOTAL OFFENSE PLAYS-YARDS	80-594	81-500
Fumble Returns-Yards	0-0	0-0
Punt Returns-Yards	0-0	0-0
Kickoff Returns-Yards	3-53	4-62
Interception Returns-Yards	0-0	1-0
Punts (Number-Avg)	3-32.7	4-39.8
Fumbles-Lost	0-0	0-0
Penalties-Yards	4-37	1-10
Possession Time	27:45	32:15
Third-Down Conversions	8 of 15	5 of 11
Fourth-Down Conversions	1 of 3	0 of 0
Red-Zone Scores-Chances	2-3	6-6
Sacks By: Number-Yards	4-25	2-14

**RUSHING:** Houston-FARROW, Kenneth 19-138; WARD Jr., Greg 11-84; JACKSON, Ryan 5-12. Cincinnati-BOONE, Mike 17-85; MOORE, Rod 18-75; LEGAUX, Munchie 4-3; KIEL, Gunner 4-minus 11.

**PASSING:** Houston-WARD Jr., Greg 27-45-1-360. Cincinnati-KIEL, Gunner 15-24-0-190; LEGAUX, Munchie 10-14-0-158.

**RECEIVING:** Houston-AYERS, Demarcus 10-95; GREENBERRY, D. 9-103; BEADLE, Wayne 4-58; AMBLES, M. 2-99; JACKSON, Ryan 2-5. Cincinnati-WASHINGTON, Shaq 5-63; MORRISON, Max 5-54; MCKAY, Mekale 3-47; CHISUM, Alex 3-40; COLE, Nate 2-47; MOORE, Rod 2-42; MOORE, Chris 2-22; HOLTON, Johnny 1-22; BOONE, Mike 1-7; GLADNEY, Casey 1-4.

## 2014 UNIVERSITY OF CINCINNATI FOOTBALL

GAME 13 | DEC. 27, 2014 | ANNAPOLIS, MD.

## THE LAST TIME

## SCORING

Scored 30 or more points	38 vs. Houston (12/06/14)
Scored 40 or more points	41 at UConn (11/22/14)
Scored 50 or more points	54 vs. East Carolina (11/13/14)
Scored 60 or more points	66 vs. Northwestern State (09/14/13)
Scored 70 or more points	72 vs. Austin Peay (09/03/11)

## TOTAL OFFENSE

Had more than 400 total yards	489 vs. Virginia Tech (12/27/14)
Had more than 450 total yards	489 vs. Virginia Tech (12/27/14)
Had more than 500 total yards	500 vs. Houston (12/06/14)
Had more than 550 total yards	586 vs. East Carolina (11/13/14)
Had more than 600 total yards	619 at Rutgers (11/16/13)
Had more than 650 total yards	669 vs. Northwestern State (09/14/13)
Had more than 700 total yards	711 vs. Connecticut (11/07/09)

## RUSHING OFFENSE

Rushed for 150 or more yards	152 vs. Houston (12/06/14)
Rushed for 200 or more yards	249 at UConn (11/22/14)
Rushed for 250 or more yards	265 at Tulane (10/31/14)
Rushed for 300 or more yards	322 vs. Northwestern State (09/14/13)
Rushed for 350 or more yards	387 vs. Austin Peay (09/03/11)
Rushed for 400 or more yards	464 vs. Case Western Reserve & VMI (10/24/53 & 11/14/53)
Rushed for 425 or more yards	464 vs. Case Western Reserve & VMI (10/24/53 & 11/14/53)

## PASSING OFFENSE

Passed for 250 or more yards	345 vs. Virginia Tech (12/27/14)
Passed for 300 or more yards	345 vs. Virginia Tech (12/27/14)
Passed for 350 or more yards	436 vs. East Carolina (11/13/14)
Passed for 400 or more yards	436 vs. East Carolina (11/13/14)
Passed for 450 or more yards	507 at Rutgers (11/16/13)
Passed for 500 or more yards	507 at Rutgers (11/16/13)

## SCORING DEFENSE

Allowed 0 points	0 at UConn (11/22/14)
Allowed 3 or fewer points	0 at UConn (11/22/14)
Allowed 7 or fewer points	6 at Temple (11/29/14)
Allowed 10 or fewer points	6 at Temple (11/29/14)
Allowed 14 or fewer points	6 at Temple (11/29/14)

## TOTAL DEFENSE

Allowed fewer than 75 total yards	53 vs. Kansas (09/20/97)
Allowed fewer than 100 total yards	87 at Miami (Ohio) (09/21/13)
Allowed fewer than 125 total yards	87 at Miami (Ohio) (09/21/13)
Allowed fewer than 150 total yards	129 at UConn (11/22/14)
Allowed fewer than 175 total yards	129 at UConn (11/22/14)
Allowed fewer than 200 total yards	129 at UConn (11/22/14)
Allowed fewer than 225 total yards	129 at UConn (11/22/14)
Allowed fewer than 250 total yards	129 at UConn (11/22/14)
Allowed fewer than 275 total yards	267 at Temple (11/29/14)
Allowed fewer than 300 total yards	267 at Temple (11/29/14)

## RUSHING DEFENSE

Allowed 0 or fewer yards	-3 at Miami (OH) (10/01/11)
Allowed 10 or fewer yards	7 at Miami (Ohio) (09/21/13)
Allowed 20 or fewer yards	7 at Miami (Ohio) (09/21/13)
Allowed 30 or fewer yards	7 at Miami (Ohio) (09/21/13)
Allowed 40 or fewer yards	33 at Houston (11/23/13)
Allowed 50 or fewer yards	48 at UConn (11/22/14)
Allowed 60 or fewer yards	48 at UConn (11/22/14)
Allowed 70 or fewer yards	48 at UConn (11/22/14)
Allowed 80 or fewer yards	71 at Temple (11/29/14)
Allowed 90 or fewer yards	71 at Temple (11/29/14)
Allowed 100 or fewer yards	71 at Temple (11/29/14)

## PASSING DEFENSE

Allowed 0 passing yards	-1 vs. Xavier (10/09/71)
Allowed 50 or fewer yards	49 vs. UAB (11/30/02)
Allowed 100 or fewer yards	81 at UConn (11/22/14)
Allowed 150 or fewer yards	124 vs. Virginia Tech (12/27/14)
Allowed 175 or fewer yards	124 vs. Virginia Tech (12/27/14)
Allowed 200 or fewer yards	124 vs. Virginia Tech (12/27/14)

## INDIVIDUAL RUSHING

Had a player rush for 100 or more yards	108 by Rod Moore at UConn (11/22/14)
Had a player rush for 150 or more yards	212 by Mike Boone vs. USF (10/24/14)
Had a player rush for 200 or more yards	212 by Mike Boone vs. USF (10/24/14)
Had a player rush for 225 or more yards	238 by Richard Hall vs. Miami (OH) (09/11/04)
Had two players rush for 100 or more yards	R. Moore (124), Boone (113) at Tulane (10/31/14)
Had a player rush for 2 or more TDs	3 by Mike Boone vs. Houston (12/06/14)
Had a player rush for 3 or more TDs	3 by Mike Boone vs. Houston (12/06/14)
Had a player rush for 4 or more TDs	4 by Isaiah Pead vs. Rutgers (11/20/10)
Had a player rush for 5 or more TDs	6 by Ike Stewart vs. Transylvania (10/05/12)

## INDIVIDUAL PASSING

Had a player pass for 200 or more yards	244 by Gunner Kiel vs. Virginia Tech (12/27/14)
Had a player pass for 250 or more yards	436 by Gunner Kiel vs. East Carolina (11/13/14)
Had a player pass for 300 or more yards	436 by Gunner Kiel vs. East Carolina (11/13/14)
Had a player pass for 350 or more yards	436 by Gunner Kiel vs. East Carolina (11/13/14)
Had a player pass for 400 or more yards	436 by Gunner Kiel vs. East Carolina (11/13/14)
Had a player pass for 450 or more yards	480 by Zach Collaros vs. Connecticut (11/07/09)
Had a player pass for 500 or more yards	554 by Greg Cook vs. Ohio (11/16/68)
Had a player pass for 2 or more TDs	2 by Gunner Kiel vs. Houston (12/06/14)
Had a player pass for 3 or more TDs	4 by Gunner Kiel vs. East Carolina (11/13/14)
Had a player pass for 4 or more TDs	4 by Gunner Kiel vs. East Carolina (11/13/14)
Had a player pass for 5 or more TDs	6 by Gunner Kiel vs. Toledo (09/12/14)
Had a player pass for 6 or more TDs	6 by Gunner Kiel vs. Toledo (09/12/14)
Had a player complete 20 passes	29 by Gunner Kiel vs. East Carolina (11/13/14)
Had a player complete 25 passes	29 by Gunner Kiel vs. East Carolina (11/13/14)
Had a player complete 30 passes	31 by Brendon Kay vs. Temple (10/11/13)
Had a player complete 35 passes	35 by Deontey Kenner at Southern Miss (10/23/99)
Had a player complete 10 straight passes	10 by Munchie Legaux vs. USF (10/24/14)
Had a player throw 30 passes	31 by Gunner Kiel at Temple (11/29/14)
Had a player throw 35 passes	44 by Gunner Kiel vs. East Carolina (11/13/14)
Had a player throw 40 passes	44 by Gunner Kiel vs. East Carolina (11/13/14)
Had a player throw 45 passes	50 by Brendon Kay at Houston (11/23/13)
Had a player throw 50 passes	50 by Brendon Kay at Houston (11/23/13)

## INDIVIDUAL RECEIVING

Had a player with 10 or more receptions in a game	12 by Shaq Washington vs. USF (10/24/14)
Had a player with 11 or more receptions in a game	12 by Shaq Washington vs. USF (10/24/14)
Had a player with 12 or more receptions in a game	12 by Shaq Washington vs. USF (10/24/14)
Had a player with 13 or more receptions in a game	13 by Jon Olinger vs. Miami (OH) (10/05/02)
Had a player receive 100 or more yards	103 by C. Moore/100 by Washington vs. Virginia Tech (12/27/14)
Had a player receive 150 or more yards	172 by Mekale McKay vs. East Carolina (11/13/14)
Had a player receive 200 or more yards	210 by Marcus Barnett vs. West Virginia (11/17/07)
Had a player receive 250 or more yards	254 by Tom Rossley vs. Louisville (11/09/68)
Had a player receive for 2 or more TDs	2 by Chris Moore vs. Virginia Tech (12/27/14)
Had a player receive for 3 or more TDs	3 by Mekale McKay at Ohio State (09/27/14)

## GAMES AGAINST RANKED TEAMS

Beat a top 25 team	vs. No. 25 Virginia Tech (09/29/12)
Beat a top 10 team	No. 7 Rutgers, 30-11 (11/18/06)
Beat a ranked opponent at home	No. 21 USF, 34-17 (10/15/09)
Beat a ranked opponent on the road	at No. 14 Pittsburgh, 45-44 (12/05/09)
Beat a ranked opponent at a neutral site	vs. No. 25 vs. Virginia Tech (FedEx Field) (09/29/12)
Beat back-to-back ranked opponents	10/30/08-11/08/08 #24 USF 6 @ #20 West Virginia
Lost to a ranked opponent at home	No. 16 Louisville, 31-24 (OT) (12/05/13)
Lost to a ranked opponent on the road	at No. 23/20 Ohio State, 50-28 (09/27/14)
Lost to an unranked opponent at home	Memphis (10/04/14 - Paul Brown Stadium)
Lost to an unranked opponent on the road	at Miami, 55-34 (10/11/14)

## SPECIAL SITUATIONS

Scored on the first play from scrimmage	Mekale McKay 80-yard pass from Gunner Kiel vs. Memphis (10/04/14)
Had a game-winning field goal	Andrew Gantz, 47 yards vs. East Carolina (11/13/14)
UC shutout its opponent	at UConn (11/22/14, W, 41-0)
UC was shutout	vs. No. 16 West Virginia (11/09/05, L 38-0)

## RETURNS/SPECIAL TEAMS/DEFENSE

Returned a KO for a TD	Ralph David Abernathy IV, 90 yards (12/31/11 vs. Vanderbilt)
Returned a Punt for a TD	Mardy Gilyard, 53 yards (9/12/09 vs. SEMO)
Returned an INT for a TD	Adrian Witty, 41 yards, vs. Purdue (08/31/13)
Returned 2 INTs for TDs	2 vs. Akron (D. Battle-30 yards and C. Cheatham-53 yards) (9/17/11)
Recovered a fumble in endzone for a TD	Eric Wilson (muffed punt in end zone) at Tulane (10/31/14)
Executed a successful onside kick	Kick by Milano/Recovered by Morrison at Rutgers (11/16/13)
Returned a fumble for a TD	Terrell Hartsfield, 20 yards vs. East Carolina (11/13/14)
Blocked a FG	Jordan Stepp vs. Rutgers (11/17/12 - 22-yard third quarter attempt)
Blocked a punt	Connor Barwin at Connecticut (10/25/08)



CINCINNATI

17

VIRGINIA TECH

33

Score By Quarters	1	2	3	4	Score
Cincinnati	7	3	0	7	17
Virginia Tech	7	6	14	6	33

## SCORING PLAYS

1st	05:47	UC	C. Moore 31 yd pass from Kiel (Gantz kick)
			7-89 2:50, CIN 7 - VT 0
	03:51	VT	Coleman 1 yd run (Slye kick)
			6-64 1:56, CIN 7 - VT 7
2nd	12:55	VT	Slye 45 yd field goal
			7-10 2:45, CIN 7 - VT 10
	00:36	UC	Gantz 25 yd field goal
			13-86 6:23, CIN 10 - VT 10
	00:00	VT	Slye 49 yd field goal
			4-20 0:36, CIN 10 - VT 13
3rd	11:05	VT	Malleck 1 yd pass from Brewer (Slye kick)
			11-75 3:55, CIN 10 - VT 20
	09:16	VT	Stroman 12 yd fumble recovery (Slye kick)
			CIN 10 - VT 27
4th	13:20	VT	Slye 38 yd field goal
			6-21 2:27, CIN 10 - VT 30
	10:35	UC	C. Moore 43 yd pass from Colosimo (Gantz kick)
			7-81 2:45, CIN 17 - VT 30
	08:52	VT	Slye 33 yd field goal
			6-27 1:43, CIN 17 - VT 33

	UC	VT
FIRST DOWNS	19	18
RUSHES-YARDS (NET)	33-144	44-210
PASSING YDS (NET)	345	124
Passes Att-Comp-Int	37-18-2	25-15-1
TOTAL OFFENSE PLAYS-YARDS	70-489	69-334
Fumble Returns-Yards	0-0	1-41
Punt Returns-Yards	2-0	3-30
Kickoff Returns-Yards	7-139	3-73
Interception Returns-Yards	1-0	2-13
Punts (Number-Avg)	5-42.2	5-39.2
Fumbles-Lost	1-1	2-0
Penalties-Yards	7-73	4-35
Possession Time	29:04	30:56
Third-Down Conversions	7 of 15	7 of 15
Fourth-Down Conversions	0 of 1	0 of 0
Red-Zone Scores-Chances	1-1	5-5
Sacks By: Number-Yards	3-27	2-12

**RUSHING:** Cincinnati-COLOSIMO, Michael 4-54; BOONE, Mike 10-49; MOORE, Rod 9-22; WASHINGTON, Shaq 4-13; KIEL, Gunner 6-6. Virginia Tech-Coleman, JC 25-157; Rogers, S 4-18; Brewer, M 5-17; Edmunds, T 4-11; Hodges, B 2-6; Stroman, G 2-4; Motley, B 1-minus 1; Team 1-minus 2.

**PASSING:** Cincinnati-KIEL, Gunner 14-26-2-244; COLOSIMO, Michael 3-10-0-70; WASHINGTON, Shaq 1-1-0-31. Virginia Tech-Brewer, M 14-24-1-94; Ford, I 1-1-0-30.

**RECEIVING:** Cincinnati-WASHINGTON, Shaq 5-100; MOORE, Chris 4-103; CHISUM, Alex 2-39; MCKAY, Mekale 2-35; MORRISON, Max 2-13; BOONE, Mike 1-25; GLADNEY, Casey 1-24; MOORE, Rod 1-6. Virginia Tech-Ford, I 3-44; Byrn, W 3-14; Hodges, B 3-9; Malleck, R 2-4; Brewer, M 1-30; Rogers, S 1-19; Stroman, G 1-6; Edmunds, T 1-minus 2.

# 2015 UNIVERSITY OF CINCINNATI FOOTBALL

## CINCINNATI RECORD

	2014	2013	2012	2011	2010	2009	2008	2007	Since 2007
Overall	9-4	9-4	10-3	10-3	4-8	12-1	11-3	10-3	75-29
When playing at home	5-1	5-1	6-1	5-1	3-4	6-0	6-0	4-2	40-10
When playing on road	4-2	4-2	2-2	4-2	1-4	6-0	5-2	5-1	31-15
At Neutral Sites	0-1	0-1	2-0	1-0	0-0	0-1	0-1	1-0	4-4
When playing on natural grass	2-1	1-2	4-0	2-1	0-3	2-0	0-3	3-1	14-11
When playing on artificial turf	7-3	8-2	6-3	8-2	4-5	10-1	11-0	7-2	61-18
When playing during the day	3-2	6-2	4-1	7-3	1-4	8-0	3-2	4-1	36-15
When playing at night	6-2	3-2	6-2	3-0	3-4	4-1	8-1	6-2	39-14
When scoring first	7-3	7-0	8-1	6-2	3-3	9-0	10-2	6-2	56-13
When opponent scores first	2-1	2-4	2-2	4-1	1-5	3-1	1-1	4-1	19-15
When leading after first quarter	6-0	3-0	8-1	5-0	3-2	8-0	9-1	8-2	50-6
When trailing after first quarter	1-3	3-4	2-2	3-1	0-5	2-1	1-1	1-0	13-17
When tied after first quarter	2-1	3-0	0-0	2-2	1-1	2-0	1-1	1-1	12-6
When leading at halftime	9-0	8-0	8-1	7-0	3-0	10-0	9-1	9-1	63-3
When trailing at halftime	0-4	0-4	2-2	2-3	1-7	1-1	2-2	1-1	9-24
When tied at halftime	0-0	1-0	0-0	1-0	0-1	1-0	0-0	0-1	3-2
When leading after three quarters	9-0	8-1	10-1	6-0	4-0	11-0	10-0	10-0	68-2
When trailing after three quarters	0-4	0-3	0-2	2-2	0-8	1-1	1-3	0-2	4-26
When tied after three quarters	0-0	1-0	0-0	2-1	0-0	0-0	0-0	0-1	3-2
In overtime	0-0	0-1	0-1	0-0	0-0	0-0	1-0	0-0	1-2
When Cincinnati has more rushing yards	5-0	9-0	9-2	9-2	3-1	8-0	8-0	8-1	59-6
When opponent has more rushing yards	4-4	0-4	1-1	1-1	1-6	4-1	3-3	2-2	16-22
When Cincinnati rushes for 200 or more yards	4-0	3-0	7-1	3-0	3-0	3-0	2-0	3-0	28-1
When Cincinnati rushes for 150 or more yards	6-0	6-1	8-2	6-2	4-2	4-0	2-0	4-0	40-7
When Cincinnati holds opponent to 100 rushing yards or less	4-0	7-0	3-0	5-1	3-3	3-0	6-0	8-1	39-5
When Cincinnati holds opponent to 150 rushing yards or less	5-0	8-1	6-1	8-2	3-4	4-0	7-0	8-1	49-9
When Cincinnati has more passing yards	6-3	8-3	4-2	1-0	1-4	11-0	8-2	5-2	43-16
When opponent has more passing yards	2-1	1-1	5-1	9-3	3-5	1-1	3-1	5-1	29-14
When Cincinnati passes for 300 or more yards	4-3	5-2	2-0	1-0	1-3	7-0	3-0	3-2	26-10
When Cincinnati passes for 200 or more yards	7-4	8-3	8-2	6-2	3-4	5-0	4-2	10-2	51-18
When Cincinnati holds opponent to 150 passing yards or less	1-1	3-1	1-1	1-0	0-1	2-0	2-0	1-1	11-5
When Cincinnati holds opponent to 100 passing yards or less	1-0	2-0	0-0	1-0	0-0	0-0	1-0	1-0	6-0
When Cincinnati has more total yards	7-1	9-2	7-1	7-0	4-4	10-0	10-0	7-1	61-9
When opponent has more total yards	2-3	0-2	3-2	3-2	0-4	2-1	1-3	3-2	14-19
When Cincinnati has more first downs	6-2	9-1	5-1	7-0	4-3	7-0	6-1	7-1	51-9
When opponent has more first downs	1-2	0-3	5-2	3-3	0-5	5-1	3-2	3-2	20-20
When first downs are equal	2-0	0-0	0-0	0-0	0-0	0-0	2-0	0-0	4-0
When Cincinnati forces more turnovers	7-1	4-0	8-0	6-1	1-0	8-0	2-0	8-0	44-2
In games decided by three points or less	0-0	1-0	1-1	2-1	0-1	3-0	3-0	1-0	11-3
In games decided by seven points or less	2-0	2-2	1-3	3-1	0-1	0-0	5-0	2-3	15-10
In black jerseys	3-2	2-2	6-3	5-0	3-2	3-0	6-1	5-2	33-12
In white jerseys	5-2	4-2	4-0	5-2	1-4	7-1	4-2	5-1	35-13
In red jerseys	1-0	3-0	1-0	0-1	0-2	2-0	1-0	0-0	8-3



2015 CINCINNATI FOOTBALL



**HISTORY**

## BEARCATS FOOTBALL HISTORY



The University of Cincinnati football team, under the direction of 19-year veteran head coach Tommy Tuberville, will play its 128th season of football in 2015.

The Bearcats program dates to 1885 and ranks as one of the 10 oldest in major college football and following a 9-4 campaign in 2014, holds an all-time mark of 589-564-51.

UC has won a conference championship in five of the last seven seasons and played in a bowl game in eight of the last nine years. The Bearcats have won 83 games over the last eight years, the most among the current American Athletic Conference.

In 2010, UC reached as high as No. 3 in all three major polls (Associated Press, USA Today, Bowl Championship Series).

UC's football program is one of the nation's oldest — only Rutgers (1869), Michigan (1879), Navy (1880), and Minnesota (1883), among NCAA Football Bowl Subdivision institutions, predate Cincinnati, which began the sport in 1885.

UC has been involved in several historic college football milestones starting with Dec. 8, 1888. That day, the Bearcats and Miami (Ohio) University engaged in the first college football game played in the state of Ohio, launching a rivalry that is tied for the oldest in the game among major universities — North Carolina vs. Wake Forest began playing that same year. The Battle for the Victory Bell is the fifth-most played rivalry series in college football.

A few years later in 1897, UC received an invitation to visit New Orleans to play a football game as a reward for a successful season. The game was a precursor to the current postseason football bowl games.

In the 1930s, a UC football player wore a device with his helmet to protect his broken nose. The device was a forerunner of the now standard face mask. The first soccer-style place kick was also attempted by a Bearcat, Hank Hartong, in the early 1960s.

Coaching luminaries have patrolled the sidelines at Cincinnati. College Football Hall of Fame coach Frank Cavanaugh began his 24-season career at UC. Sid Gillman, a member of the College and NFL Halls of Fame, was the architect of one of the top eras of Cincinnati football history. He directed the Bearcats to three conference titles and a pair of bowl game appearances during his six seasons (1949-54) before leaving for the professional ranks. Cincinnati, with Gillman developing the passing offenses which would make him successful in the pro ranks, became known for its aerial attack in the early 1950s. That notoriety continued long after his departure.

In 1968, the Bearcats were the nation's top passing team with quarterback Greg Cook leading the NCAA in total offense, while receiver/kicker Jim O'Brien captured the national scoring title. A year later, Cook earned Rookie of the Year honors as a Cincinnati Bengal, and two years later, O'Brien kicked the game-winning field goal for the Baltimore Colts in Super Bowl V.

With more than 100 players advancing into the professional ranks and nine earning Super Bowl wins, 41 earning all-America honors, and 11 garnering academic all-America recognition, Cincinnati football has clearly made an important impact on college football with its long history of accomplishments.

**>> BOWL-CATS** Cincinnati has been to 12 bowl games over the last 15 seasons and 16 in the program's 127 seasons. UC played in the first Bowl Championship Series game in school history, taking on Virginia Tech in the 75th FedEx Orange Bowl on Jan. 1, 2009.

**>> ALL-AMERICA TRADITION** Forty-one Bearcats have earned All-America recognition. Mike Woods garnered first-team honors in 1977, earning him an appearance on Bob Hope's television special. Punter Kevin Huber became the first two-time First-Team Associated Press all-American in UC history when he earned the honor in 2007 and 2008.

**>> "THE TOE"** Jonathan Ruffin received the Lou Groza Award as the nation's top kicker in 2000 after booting a record 26 field goals. He was presented the award by ESPN's Chris Fowler. Ruffin was also a consensus all-American that year.

**>> TROPHY GAMES** The Bearcats are involved in three trophy games. Cincinnati's annual clash with the Miami RedHawks is tied for the third-most-played series in college football history and the second-longest active rivalry in the FBS. The winner of the yearly fall battle claims the Victory Bell. The winner of the UC-Louisville contest takes home the Keg of Nails, while the winner of the UC-Pittsburgh game stakes claim to the River City Rivalry Trophy. UC currently holds two of the three trophies.

**>> UPSET CATS** UC football has been dangerous to top teams over the years, knocking off the likes of No. 8 Wisconsin, 17-12, at home in 1999, going to defending national champion Penn State in 1983 and upending the Nittany Lions, 14-3, and dominating Virginia Tech, 16-0, in 1995 while allowing just 41 yards of offense. However, possibly the biggest upset in UC history came in 2006 as the Bearcats beat its highest-ranked opponent in Nippert Stadium history, blowing away then-No. 7 Rutgers, 30-11.

**>> CHAMPIONSHIP FOOTBALL** With a 75-29 record since the 2007 season, the Bearcats have become relevant on the national stage once again. In 2008, UC claimed the BIG EAST Conference title, the school's first outright conference crown since 1946. The Bearcats climbed as high as No. 12 in the Associated Press, and USA Today Top 25 polls on the way to a school-record 11 wins. In 2009, UC set a school-record with 12 wins, finished No. 3 in the final Bowl Championship Series rankings, won its second-straight BIG EAST crown, and played in the Allstate Sugar Bowl. The Sugar Bowl appearance closed out the school's first-ever string of four straight bowl appearances. In 2011, UC won its third BIG EAST crown in four years and finished ranked in both the final Associated Press and USA Today Coaches polls. In 2012, UC became the only FBS AQ school in the country to win its fourth conference title over the past five years. The Bearcats played in the Belk Bowl in 2012 and 2013 and the Military Bowl in 2014, marking bowl appearances in eight of the past nine seasons.

**1885** UC fielded its first football team under the organization of Arch Carson, who served as the first coach. The team won a pair of games over a club from neighboring Mt. Auburn.

**1888** Cincinnati and Miami faced off in Oxford for the first college football game in the state of Ohio. The game ended in a scoreless tie but launched a rivalry that is tied for the honors of being the oldest among major college schools.

**1897** Following a 7-1-1 season--the lone loss was to the fabled Carlisle Indians--Cincinnati was invited to celebrate New Years in New Orleans and play a contest against the host Southern Athletic Club. A day after their victory, the Bearcats accepted a challenge from LSU and also defeated the Tigers.

**1898** Frank Cavanaugh, immortalized as the Iron Major, began his head coaching career at Cincinnati. He was elected to the National Football Foundation Hall of Fame at the conclusion of his illustrious career.

**1901** Cincinnati played its first home game at the current site of Nippert Stadium, defeating Hanover, 18-0.

**1912** Cincinnati scored a school-record 124 points in a shutout win over Transylvania. Ike Stewart and Bob Heuck each tallied six TDs and Alonzo Wells kicked 12 PATs, all UC records.

**1914** Cincinnati teams first used the nickname Bearcats.

**1915** Construction began on permanent stadium seating and facilities.

**1922** George McLauren, another UC mentor to be elected to the College Football Hall of Fame, began his four-season tenure as UC's head coach.

**1923** Nippert Stadium was the site of the first night football game in the Midwest as Cincinnati defeated Kentucky Wesleyan, 17-0. In the season-ending game vs. Miami, Jimmy Nippert sustained a spike wound and died a month later of blood poisoning. His grandfather, James Gamble, donated the money needed to finish the stadium construction.

**1924** Nippert Stadium was dedicated.

**1933** UC won the first of two straight Buckeye Athletic Association titles.

**1934** UC played its first Homecoming game, defeating Marshall, 7-0.

**1935** The Bearcats' first NFL players, Bill Feldhaus (Detroit) and Ray Nolting (Chicago), lead UC to a 7-2 record before embarking on their pro careers.

**1942** UC hosted No. 2 Georgia at Nippert Stadium. The Bulldogs won, 35-13, and won the Rose Bowl a few months later. The other lone blemish on UC's 8-2 record was to Sugar Bowl victor Tennessee.

**1943-44** Football suspended due to World War II.

**1946** Cincinnati defeated defending Big 10 Conference champion Indiana in the season opener en route to a 9-2 record. The season was capped by the Bearcats' first bowl appearance. UC defeated Virginia Tech, 18-6, in the Sun Bowl.

**1947** UC won its first Mid-American Conference championship. The Bearcats won four crowns in their six-year association with the league.

**1949** Sid Gillman took over as head coach and promptly piloted UC to a Mid-American Conference title and a win over Toledo in the Glass Bowl. Tom O'Malley's 1,617 passing yards led the nation.

**1950** The Bearcats advanced to the Sun Bowl but are edged by West Texas State, 14-13.

**1951** UC posted an all-time best record of 10-1. Gene Rossi and Bob Stratton became the first Bearcats to earn all-America recognition.

**1953** Cincinnati led the nation in both total offense (409.5 yards per game) and total defense (184.3), a feat accomplished by only three other teams in college football history.

**1954** Sid Gillman left for the Los Angeles Rams after directing UC to an 8-2 ledger. In six seasons under the eventual college and pro hall of fame coach, the Bearcats posted a 50-13-1 record and won three Mid-American Conference titles.

**1956** UC led the nation in punt return average, averaging 17.7 yards per return.

**1959** Dave Canary became the first of 11 Bearcats to earn academic all-America honors. Canary eschewed pro football possibilities to pursue a successful acting career and became a regular in several TV series. Teammates Jack Lee and Jim Leo were named MVP of the Senior Bowl and College All-Star games, respectively.

**1963-64** Cincinnati won back-to-back Missouri Valley Conference titles under Chuck Studley, who went on to become head coach of the Houston Oilers. UC compiled a 14-6 record during those two seasons.

**1968** Cincinnati led the nation in passing offense, averaging 335.8 yards per game. Greg Cook led the nation in total offense, amassing 3,210 yards, while receiver/kicker Jim O'Brien was the nation's leading scorer with 142 points.

**1970** Bob Bell became the second Bearcat in as many seasons to be a first-round selection in the NFL Draft.

**1976** Cincinnati defeated Arizona State and Vanderbilt en route to a 9-2 ledger. Co-Captain Mike Woods earned first-team all-America honors and was a second-round draft pick by the Baltimore Colts.

**1983** UC opened the season with a 14-3 upset of defending national champion Penn State at Beaver Stadium.

**1985** The Bearcats upset a pair of 1984 bowl teams, Virginia Tech and Boston College.

**1986** UC hosted the No. 1 Miami Hurricanes at Nippert Stadium. The Hurricanes validated its ranking with a 45-13 win.

**1992** Nippert Stadium reopened to full use following an extensive renovation. The Bearcats hosted No. 8 Penn State in the season opener, and nearly pulled off the upset before falling, 24-20.

**1995** Robert Tate led the nation in kickoff return average, averaging 34.3 yards on 15 returns. Tate was named both Offensive and Special Teams MVP in Conference USA.

**1996** Cincinnati began competition in Conference USA. The Bearcats posted back-to-back crowds of 30,729 for Kentucky and 30,887 for Miami University, breaking the old stadium attendance record.

**1997** Cincinnati ended a draught of 47 seasons without a bowl game appearance when it was selected to play in the inaugural Humanitarian Bowl. The Bearcats defeated Utah State, 35-19, to finish the year at 8-4.

**1999** Cincinnati upset No. 8 Wisconsin, 17-12 in Nippert Stadium.

**2000** UC won five of its last six games to finish second in Conference USA and earn a bid to play Marshall in the Motor City Bowl. Jonathan Ruffin became a first consensus first-team all-America choice and received the 2000 Lou Groza Award after leading the nation in field goals.

**2001** The Bearcats opened the season against No. 25 Purdue in front of a sellout Nippert Stadium crowd. UC won its first four league games en route to a second-place finish in Conference USA and second straight trip to the Motor City Bowl. Quarterback Gino Guidugli is named the C-USA Freshman of the Year after setting school and league freshman records by throwing for 2,573 yards and 16 touchdowns.

**2002** Cincinnati set school and Conference USA single-game attendance marks when 66,319 packed Paul Brown Stadium to see UC play eventual national champion Ohio State. UC won its final five league games to claim a share of the C-USA title, its first league championship since 1964. Quarterback Gino Guidugli threw for 3,543 yards, one of five season records set by the sophomore. UC earned a bowl bid for a record third straight year, playing in the New Orleans Bowl.

**2004** The Bearcats recovered from a 2-4 start to win five of their last six games, including a convincing 52-24 victory over No. 21 Southern Miss. UC was selected for the Fort Worth Bowl where the Bearcats defeated Marshall, 32-14.

**2005** Cincinnati began play in the BIG EAST Conference

**2006** The Bearcats posted a 7-5 regular-season mark, playing a schedule that featured five teams ranked in the Top 10 at the time they faced UC. After a couple of near misses against those ranked foes, UC downed No. 7 Rutgers, 30-11, before a national television audience. Cincinnati earned a berth in the inaugural International Bowl in Toronto, Ont. The UC squad earned a 27-24 win over Western Michigan.

**2007** The program equaled the school single-season record for wins, posting a 10-3 record and earning a No. 17 ranking in the final Associated Press poll. It marked the first time UC ended the season among the nation's Top 25 programs. Three Bearcats earned all-America honors, including punter Kevin Huber, who was the school's second consensus selection.

**2008** The Bearcats had a banner season that included 11 wins, the program's first BIG EAST Conference Championship, a final ranking of No. 17 in both the Associated Press and USA Today Top 25 polls, and a Bowl Championship Series appearance in the 75th FedEx Orange Bowl on Jan. 1, 2009. Five UC players earned all-America honors while punter Kevin Huber became the first two-time First Team Associated Press all-America selection in school history.

**2009** Cincinnati ran off a school-record 12-straight wins, achieved a best-ever ranking of No. 3 in the country (AP/USA Today/BCS) and won its second-straight BIG EAST Conference Championship before falling to Florida in the 2010 Allstate Sugar Bowl. Wide receiver Mardy Gilyard re-wrote parts of the UC record book on the way to earning AFCA First-Team All-America honors.

**2010** In 2010, the Bearcats led the BIG EAST in scoring offense (27.1 ppg), total offense (417.3 ypg), passing offense (260.7 ypg), first downs (21.9 pg), third-down conversions (45.6 pct.), and touchdown passes (27). Wide receiver Armon Binns and quarterback Zach Collaros were both First-Team All-BIG EAST selections while five other teammates earned All-BIG EAST honors.

**2011** UC was the most improved NCAA FBS AQ team in 2011, finishing with a 10-3 mark, a Top-25 final ranking, winning its third BIG EAST Conference title in four years and knocking off SEC foe Vanderbilt in the 2011 AutoZone Liberty Bowl, the program's first bowl win over a BCS opponent. Eight student-athletes earned All-BIG EAST accolades in 2011, including BIG EAST Offensive Player of the Year Isaiah Pead and BIG EAST Co-Defensive Player of the Year Derek Wolfe. Wolfe, a senior defensive tackle, earned spots on five All-America teams and JK Schaffer was named the 2011 American Eagle Outfitters BIG EAST Football Scholar-Athlete of the Year.

**2012** UC closed out its sixth 10-win season in 125 years of football. The Bearcats were one of only four NCAA FBS AQ programs to have won 10 games in five of the past six seasons, joining Alabama, Oklahoma and Oregon. UC also won its fourth conference championship in the past five seasons and earned a victory over Duke in a thrilling come-from-behind effort in the 2012 Belk Bowl.

**2013** UC had the most prolific offense in school history leading the newly formed American Athletic Conference in total offense (472.1) and rushing offense (168.3) with the offense totaling a school-record 6,137 yards. The Bearcats' defense was one of the best in the country, ranking in the top 10 nationally in both rushing defense (6th, 104.5 ypg) and total defense (9th, 315.6 ypg). Nine student-athletes earned all-conference honors.

**2014** UC finished out the campaign with a 9-4 record, an American Athletic Conference Championship and a matchup against Virginia Tech in the 2014 Military Bowl presented by Northrop Grumman, benefiting the USO. Cincinnati rebounded from a 2-3 start and finished the regular season 9-3 on a seven-game winning streak with a share of the conference crown, UC's fifth league title in seven years and 14th all-time. The Bearcats placed seven student-athletes on the all-conference team, including OL Eric Lefeld, UC's first three-time, first-team all-league selection since OL Jason Fabini (1995-97).

## BOWL HISTORY



Cincinnati's proud football history includes a number of firsts, possibly including the first postseason bowl game.

The NCAA Official Football Records recognizes the Rose Bowl, which was started in 1902, as being the first collegiate bowl game. A manuscript written by former UC athletic director Bill Schwarberg points to a bowl appearance by Cincinnati that pre-dates the Rose Bowl by five years.

Schwarberg, who played for the Bearcats from 1933-36 and served as interim Director of Athletics in 1976, cited a record in the University's McMicken Review. It indicated that following the 1897 season, Cincinnati became the first institution from Ohio to make a trip south to play in a postseason game.

Cincinnati posted a 7-1-1 record that year, which included a 34-0 win over Ohio State. The lone team to beat UC was the powerful Carlisle Indians.

Shortly after Thanksgiving, management of the Cincinnati team received an invitation from the Southern Athletic Club to play a game in New Orleans on New Year's Day. A travel party of 14, which included the substitutes and the coach and manager, departed for New Orleans on Dec. 30 where they were hosted by the Southern Athletic Club. Accounts of the game have UC winning with ease by a score of 16-0.

At a victory party that evening, players from Louisiana State challenged the Bearcats to a game the next day in Baton Rouge. UC accepted the challenge and overwhelmed the LSU team, 28-0. Accounts of the trip describe lavish entertainment provided during the trip.

If this was indeed UC's first bowl game, it was 49 years before the Bearcats again experienced postseason play.

The post-World War II influx of veterans into colleges rejuvenated college athletics, and with that came a surge of new bowls. Cincinnati capped a successful 1946 season with a trip to the Sun Bowl in El Paso, Texas. There, the Bearcats defeated Virginia Tech, 18-6.

UC made appearances in the Glass Bowl in Toledo in 1949 and returned to the Sun Bowl at the

end of the 1950 campaign.

Cincinnati then went 47 years without a bowl appearance. That drought was broken when the Bearcats played in the inaugural Humanitarian Bowl in Boise, Idaho in 1997.

With Conference USA developing alliances with five bowls, the Bearcats made three straight bowl appearances in 2000, 2001 and 2002--the first two in the Motor City Bowl in Detroit and the third in the New Orleans Bowl.

In 2004, UC was selected to represent Conference USA in the PlainsCapital Fort Worth Bowl, the Bearcats' fourth bowl appearance in the past five years. UC defeated Marshall, 32-14, in that contest.

After the 2006 season, Cincinnati earned its first BIG EAST Conference bowl appearance after knocking off Connecticut in the season finale. In unusual circumstances following Mark Dantonio and his staff's departure to Michigan State before the bowl game, UC hired Brian Kelly from Central Michigan who came in and in just 34 days prepared UC and defeated Western Michigan University, 27-24, in the inaugural International Bowl in Toronto, Ontario.

Following a 9-3 regular season in 2007, the Bearcats earned victory number 10 in the Papajohns.com Bowl with a 31-21 win against former Conference USA foe Southern Mississippi.

UC made history again in 2008, following a school-record 11 wins in the regular season and the programs' first BIG EAST Championship. The Bearcats earned their first ever trip to a Bowl Championship Series Game, taking on Virginia Tech in the 75th FedEx Orange Bowl.

The Bearcats followed up their 2008 successes by winning their second-straight BIG EAST Championship in 2009 after a perfect 12-0 regular season. Climbing to No. 3 in the final Bowl Championship Series rankings, UC earned a spot in the 2010 Allstate Sugar Bowl against the Florida Gators, coached by UC alum Urban Meyer.

UC has an 8-8 all-time bowl record and has played in the postseason in five of the past six seasons, including back-to-back victories in the Liberty (2011) and Belk (2012) bowls.

## UC BOWLS GAME-BY-GAME

BOWL	LOCATION	DATE	OPPONENT	RESULT
Sun Bowl	El Paso, Texas	Jan. 1, 1947	Virginia Tech	W, 18-6
Glass Bowl	Toledo, Ohio	Dec. 3, 1949	Toledo	W, 33-13
Sun Bowl	El Paso, Texas	Jan. 1, 1951	West Texas A&M	L, 14-13
Humanitarian Bowl	Boise, Idaho	Dec. 29, 1997	Utah State	W, 35-19
Motor City Bowl	Pontiac, Mich.	Dec. 27, 2000	Marshall	L, 25-14
Motor City Bowl	Pontiac, Mich.	Dec. 29, 2001	Toledo	L, 23-16
New Orleans Bowl	New Orleans, La.	Dec. 17, 2002	North Texas	L, 24-19
PlainsCapital Fort Worth Bowl	Fort Worth, Texas	Dec. 23, 2004	Marshall	W, 32-14
International Bowl	Toronto, Ontario	Jan. 6, 2007	Western Michigan	W, 27-24
Papajohns.com Bowl	Birmingham, Ala.	Dec. 22, 2007	Southern Mississippi	W, 31-21
FedEx Orange Bowl	Miami, Fla.	Jan. 1, 2009	Virginia Tech	L, 20-7
Allstate Sugar Bowl	New Orleans, La.	Jan. 1, 2010	Florida	L, 51-24
Autozone Liberty Bowl	Memphis, Tenn.	Dec. 31, 2011	Vanderbilt	W, 31-24
Belk Bowl	Charlotte, N.C.	Dec. 27, 2012	Duke	W, 48-34
Belk Bowl	Charlotte, N.C.	Dec. 29, 2013	North Carolina	L, 39-17
Military Bowl	Annapolis, Md.	Dec. 27, 2014	Virginia Tech	L, 33-17
ALL-TIME BOWL RECORD				8-7





The University of Cincinnati has been well-represented on the lists of professional and college coaching greats, a legacy which continues into 2014 with a proliferation of former Bearcats mentors, assistant coaches and players in the NFL, CFL and major university ranks.

Sid Gillman has long been the standard-bearer for Bearcat coaching greats. Gillman, whose 50-13-1 record in his six seasons in the late 1940s and early 1950s is one of the winningest marks at UC, is one of the few coaches to earn induction into both the college and professional football halls of fame. His UC success vaulted him into the NFL, with the Los Angeles Rams.

Two other members of the College Football Hall of Fame, Frank Cavanaugh and George Little, launched their head coaching careers at UC. Cavanaugh, the legendary "Iron Major" for his accomplishments as a coach and war hero at Army, in 1898, and Little, who earned fame at Michigan and Wisconsin, in 1914-15. Former UC assistants Dick MacPherson and Don Nehlen are also in the College Football Hall of Fame. MacPherson, a UC assistant in the early 1960s, concluded a distinguished career at Syracuse. Nehlen, on the 1963 UC staff, was West Virginia's winningest coach following his 21 seasons there.

One-time Bearcats mentors Homer Rice (1967-68), and Chuck Studley (1961-66) were NFL head coaches at Cincinnati and Houston, respectively, as were former assistants Leeman Bennett (Atlanta) and Jack Faulkner (Denver).

Nick Skorich, a member of the UC Athletic Hall of Fame for his football prowess in the 1940s, was head coach of the Philadelphia Eagles and Cleveland Browns.

Numerous former UC players or assistants went on to head coaching jobs in the college or NFL ranks and a trio of former Bearcats assistants, John Harbaugh (Baltimore Ravens), Rex Ryan (Buffalo Bills), and Mike Tomlin (Pittsburgh Steelers) are current NFL head coaches. Harbaugh was a UC assistant from 1989-96, Ryan from 1996-97, and Tomlin was on the UC staff from 1999-2000.

Harbaugh has assistants on his staff with UC ties. Jerry Rosburg (1992-95) is in Baltimore as the Associate Head Coach/Special Teams and has coached in the NFL for over 10 years. Don Martindale (1997-98), a former UC defensive line coach, joined the Ravens staff in 2012 coaching the inside linebackers and senior offensive assistant Craig Ver Steeg was on the UC staff from 1990-93 and has coached nearly 30 years at all levels of football. Chris Hewitt was defensive back for UC from 1993-96 and is Harbaugh's defensive backs coach.

The Tampa Bay staff features a former UC letterwinner in offensive line coach George Warhop (1981-82) and former offensive coordinator Mike Bajakian. Warhop, a center during his time at UC, has coached in the NFL for 17 seasons during stints for the Cleveland Browns, Arizona Cardinals, Dallas Cowboys, and St. Louis Rams. Bajakian was the Bearcats OC from 2010-12 and coaches the Buccaneers QBs.

Bill Davis, a quarterback at UC (1985-88) is a 22-year veteran as an NFL assistant, currently serving as defensive coordinator of the Philadelphia Eagles. He previously was a coordinator for the Arizona Cardinals and San Francisco 49ers. Eagles inside linebackers coach Rick Minter was UC's head coach from 1994-2003.

Three more recent UC student-athletes, Blue Adams (1998-02), Sam Garnes (1993-96) and Chris Hewitt (1993-96), are on staff for Miami, Denver and Baltimore, respectively.

Arizona has a trio of former Bearcats coaches on its sidelines with special teams coordinator Amos Jones (1999-2002), assistant OL coach Larry Zierlein (1997-2000) and tight ends coach Rick Christophel (1983). Zierlein won Super Bowl XLII with the Pittsburgh Steelers in 2008. Christophel was the head coach at Austin Peay from 2007-12.

Former UC aide Bill Sheridan (1989-91) is the linebackers coach for the Detroit Lions after serving two seasons as defensive coordinator for the Tampa Bay Buccaneers.

Dan Roushar (2005-06) is a 29-year coaching veteran entering his second season as running backs coach of the New Orleans Saints

Former defensive coordinator Mark Duffner (1977-80) was a collegiate head coach at Holy Cross and Maryland before coaching in the NFL for the Cincinnati Bengals and Green Bay Packers. He is currently the Miami Dolphins linebackers coach. Kevin Coyle (1978-79) is the Dolphins' defensive coordinator.

Paul F. Boudreau (1998-99) is St. Louis' assistant special teams coach, Jeff Fitzgerald (1985) is a 21-year veteran who is the linebackers coach in Indianapolis and Mike Solari (1981-82) is the assistant offensive line coach in Green Bay.

In Canada, former Bearcats player and coach Dave Ritchie directed British Columbia and Winnipeg to Grey Cup titles, the Canadian Football League's Super Bowl, and former UC quarterback Danny Barrett spent six years as the head coach of the Saskatchewan Roughriders (2000-06). Barrett is now the running backs coach at UCF.

Bob Wylie has four decades of coaching football under his belt that includes 18 years at the professional level. He coached at UC in the mid 1990s and spent time as the Oakland Raiders offensive line coach. He currently is the offensive line coach for the Winnipeg Blue Bombers in the Canadian Football League and formerly worked for Blesto and consulted with EA Sports on the Madden Football video game franchise.

UC's representation in the college coaching ranks is highlighted by a trio of former assistants. Paul Dietzel, an aide to Gillman in 1949-50, directed LSU and its namesake Chinese Bandits defense to the national title in 1958 and later coached at Army and South Carolina. Other UC assistants to garner head coaching positions include Baldwin (San Jose State), Duffner (Holy Cross, Maryland), Foge Fazio (Pittsburgh), Joker Phillips (Kentucky), Charley Molnar (UMass), Jeff Quinn (Buffalo), Chuck Stobart (Toledo, Utah, Memphis), Don Treadwell (Miami OH), Lou West (Indiana State), TJ Wiest (UConn) and Ron Zook (Florida, Illinois).

Joe Morrison, a standout as a Bearcats player and later for the New York Giants in the NFL, achieved similar success during his 15 seasons as a major college head coach at Tennessee-Chattanooga, New Mexico and South Carolina.. His grandson Max is a junior wide receiver on UC's 2014 squad.

Urban Meyer, a Bearcat in the mid-1980s and later a student assistant coach, carved out an impressive career at Florida following successful stints at Bowling Green and Utah, spent a year as a college football analyst for ESPN and is now the head coach at Ohio State.

Four former UC assistants are current head coaches at the collegiate level, including Kim Dameron (Eastern Illinois), Bob Diaco (UConn), Jimbo Fisher (Florida State) and Pat Narduzzi (Pittsburgh).

Several former UC assistants are coordinators at NCAA FBS schools including, Dave Baldwin (OC Oregon State), Tim Banks (DC Illinois), Dan Enos (Arkansas), Tyson Helton (OC Western Kentucky), Greg Hudson (DC Purdue), John Jancek (DC Tennessee), William Inge (Co-DC Indiana) and Art Kaufman (DC Cal).

Some former players in coaching roles include UC James P. Kelly Athletics Hall of Fame QB Gino Guidugli, the running backs coach at Central Michigan, All-American DB Mike Mickens as the defensive backs coach at Bowling Green and standout DE Walter Stewart coached ends at Florida A&M.

Former UC letterwinner Dana Bible just wrapped up a storied career as a collegiate assistant, with his last stop coming as the OC at NC State.

Tom Rossley, who set many UC receiving records, spent nearly four decades in the coaching ranks at the college and NFL levels, including a stint as head coach at SMU and six seasons as the offensive coordinator for the Green Bay Packers. He most recently was the quarterbacks coach at Texas A&M.

## NIPPERT STADIUM



Carson Field at Nippert Stadium has been the venerable home of the University of Cincinnati football team since 1901 and provides the Bearcats with one of the best home-field environments in college football.

The third-oldest NCAA FBS stadium enters a new era in 2015 following the completion of a 20-month, \$86-million, privately funded renovation and expansion project. The reopening of Nippert Stadium coincides with the 100th anniversary of the 1915 original construction of the facility.

Through numerous renovations, the structure situated in the middle of the Clifton campus has retained its early-century brickwork, wrought iron gates, and trim giving Nippert a comfortable old-time stadium charm and appeal, while remaining a classic showplace for college football.

UC's Office of Planning, Design and Construction worked with Heery International, Architecture Research Office and Turner Construction on achieving the three main goals of the project, improving the gameday experience for all fans, enhancing premium seating options and maintaining the classic design of the facility.

Both east and west concourses were completely renovated and widened and fans will find new concession stands and restrooms throughout the stadium, including ADA accessible seating and facilities. Concession stands will feature the usual stadium staples along with food and beverage offerings from premium local vendors. Nearly 75 permanent point-of-sale concession locations will be available on gamedays. The number of women's bathroom facilities in the stadium has tripled and the number of men's facilities has nearly doubled.

East side patrons with seats in Herschede-Shank Pavilion will notice the skywalks connecting O'Varsity Way to the upper deck, allowing them to bypass the main concourse and have a quick and easy route to and from their seats. Electronic ribbon boards will be installed on the face of the press box and Herschede-Shank Pavilion. These will feature statistics, graphics, out-of-town scores and more.

All the seating benches in the stadium will be covered by red and silver Perma-Cap vinyl bleacher covers by Hussey Seating. The covering gives the bleachers a different look and includes a CPAW painted in the south endzone student section.

The most striking changes however, sit five stories above the west concourse.

At 105,000 square feet and 130 yards long, the five-story West Pavilion rises out of the stadium concourse in glass and angles which contains a host of new premium seating along with state-of-the-art press facilities. The curvature of the facility matches that of Herschede-Shank Pavilion on the east side of the stadium and contains four levels; a press and operations level, suite level, scholarship club level, and patio suites mezzanine level.

UC will go from having nearly no premium seating options to the addition of 1,100 scholarship club seats and 53 indoor and outdoor suites of varying sizes. A skywalk will connect Tangeman University Center to the press box with premium area customers able to access the facility on gameday from the other side of campus.

In addition, three new lighting poles have been installed along with new lights on existing poles and on the roof facing of the press box. The stadium lighting will average 165 footcandles, a vast improvement over the previous number.

Construction began on Nippert Stadium in 1916 and was completed in 1924. UC has used the Nippert site as a playing field since 1901, making it the second-oldest playing site in the nation for college football behind Penn's Franklin Field (1895).

Among NCAA FBS schools, Nippert is the third-oldest stadium still in use, behind Bobby Dodd Stadium (Georgia Tech - 1913), Davis Wade Stadium (Mississippi State - 1914) and ahead of Wisconsin's Camp Randall Stadium, which was built in 1917.

USA Today named Nippert as the best home-field venue in the BIG EAST Conference and ESPN's Scott Van Pelt cited Nippert as a "one of the gems of college football."

The stadium's founder was Arch Carson, who as captain and principal organizer played a significant role in starting football on the UC campus in 1885. In 1901 as physical director of the university, Carson guided the construction of the field which was later named for him -- the playing surface is still called Carson Field.

In 1916, construction began on a permanent brick-and-concrete stadium structure, which was completed, section-by-section, as funds were raised.

During the season-ending clash with rival Miami (Ohio) in 1923, Jimmy Nippert sustained a spike wound injury and died a month later from blood poisoning. His grandfather, James N. Gamble of Procter and Gamble, provided the funds needed to complete the horseshoe-shaped structure, and the James Gamble Nippert Memorial Stadium was dedicated on Nov. 8, 1924.

In 1936, the playing field was lowered 12 feet to allow spectator seating to increase to 24,000. The Reed Shank Pavilion was added in 1954 to bring the capacity to 28,000. In 1991, the capacity was upped to 35,000 through extending the upper deck, now called the Herschede-Shank Pavilion, and a new pressbox was constructed.

In 2005, a new permanent grandstand added new and improved seating in the North endzone. Underneath the structure, gameday locker rooms for both the Bearcats and the visiting team were added along with a new videoboard, nearly twice as large as the previous display.

Artificial turf was first installed in 1970 and in 2000, the stadium became one of the first in the U.S. to utilize FieldTurf, a grass-like synthetic surface.

On Aug. 31, 2013, a standing-room only crowd of 36,007 filled the stadium for the Bearcats' 42-7 win over Purdue in the 2013 season opener, setting the stadium's all-time attendance record.

Prior to the 2013 season, UBU Sports' Speed Series S5-M synthetic turf system was installed as the playing surface at Nippert, the same product used at Paul Brown Stadium, the Mercedes Benz Superdome in New Orleans and MetLife Stadium in New Jersey, the home field of the New York Giants, New York Jets and Super Bowl XLVIII.

The stadium's field orientation was shifted slightly north and west to even out the sideline areas and add a run-off area around the south endzone.

The stadium served as home for the American Football League expansion team, the Cincinnati Bengals, in 1968 and 1969, while their eventual permanent home at Riverfront Stadium was being constructed.

Along with this, the stadium has served as a venue for concerts by Britney Spears, Michael Jackson, NSYNC, Janet Jackson, KT Tunstall, The North Mississippi All-Stars, The Roots, the Cincinnati Opera Company and many more.

Two US Presidents have spoken at the stadium. On October 16, 1936, President Franklin Roosevelt, running for a second term, appeared at Nippert Stadium and spoke from an open car in the rain to a crowd estimated at 15,000 and on November 2, 2008, President Barack Obama held a campaign rally at Nippert two days before the 2008 Presidential Election to an estimated 27,000 attendees.

## TOP-10 CROWDS IN NIPPERT HISTORY

ATT	DATE	OPPONENT	RESULT
36,007	8/31/13	Purdue	W, 42-7*
35,106	11/27/09	Illinois	W, 49-36*
35,105	11/13/09	West Virginia	W, 24-21*
35,100	11/07/09	Connecticut	W, 47-45*
35,099	10/24/09	Louisville	W, 41-10*
35,098	11/22/08	Pittsburgh	W, 28-21*
35,097	10/06/12	Miami (Ohio)	W, 52-14
35,097	11/17/07	West Virginia	L, 28-23*
35,097	10/13/07	Louisville	L, 28-24*
35,097	09/22/07	Marshall	W, 40-14*
35,097	09/02/01	Purdue	L, 19-14*
34,603	11/29/08	Syracuse	W, 30-10

\*-Sellouts



2015 CINCINNATI FOOTBALL



**RECORDS**

# 2015 UNIVERSITY OF CINCINNATI FOOTBALL

## ALL-TIME LEADERS

ALL-TIME PASSING LEADERS						
Player	Att.	Comp.	Yards	Pct.	TDs	Ints
1. Gino Guidugli (2001-04)	1,556	880	11,453	.566	78	48
2. Danny McCoin (1984-87)	899	544	6,801	.605	39	26
3. Zach Collaros (2008-11)	783	485	6,278	.619	51	26
Deontey Kenner (1997-00)	922	498	6,278	.540	31	37
5. Tony Pike (2007-09)	682	421	5,018	.617	49	20
6. Greg Cook (1966-68)	655	332	4,906	.507	34	35
7. Lance Harp (1991-93)	788	397	4,803	.504	33	33
8. Brendon Kay (2008-13)	541	354	4,647	.654	32	14
9. Dustin Grutza (2005-08)	646	388	4,476	.601	29	25
10. Danny Barrett (1979-82)	658	352	4,407	.535	27	37

ALL-TIME RUSHING LEADERS				
Player	Att.	Yds.	Avg.	TDs
1. Reggie Taylor (1983-86)	876	4,242	4.84	24
2. DeMarco McCleskey (1998-02)	777	3,487	4.49	37
3. Isaiah Pead (2008-11)	545	3,288	6.03	27
4. Allen Harvin (1978-82)	593	2,998	5.06	15
5. David Small (1991-93)	630	2,963	4.70	31
6. Robert Cooper (1996-99)	561	2,786	4.97	16
7. James Bettis (1978-81)	533	2,498	4.69	8
8. Al McKinney (1985-88)	480	2,223	4.63	12
9. Reggie Harrison (1971-73)	484	2,197	4.54	25
10. Richard Hall (2002-04)	454	2,053	4.52	17

ALL-TIME SCORING LEADERS				
Player	TDs	PATs	FGs	Pts.
1. Jacob Rogers (2007-10)	0	186	51	339
2. Jonathan Ruffin (1999-02)	0	129	62	315
3. Tony Miliano (2011-)	0	152	41	275
4. DeMarco McCleskey (1998-02)	41	0	0	248
5. Jim O'Brien (1967-69)	21	61	20	247
6. Steve Schultz (1976-79)	0	98	35	203
7. Eric Richards (1994-97)	0	79	35	202
8. Isaiah Pead (2008-11)	33	0	0	198
David Small (1991-93)	33	0	0	198
10. Mardy Gilyard (2005-09)	31	0	0	186

ALL-TIME RECEIVING LEADERS (Receptions)				
Player	No.	Yds.	Avg./C	TDs
1. Mardy Gilyard (2005-09)	204	3,003	15.5	25
Dominick Goodman (2005-08)	204	2,512	12.3	22
LaDaris Vann (1999-02)	204	2,483	12.2	14
4. Anthony McClung (2010-13)	175	2,378	13.4	15
5. D.J. Woods (2008-11)	152	2,156	13.6	14
6. <i>Shaq Washington (2010-)</i>	150	1,581	10.5	5
7. Armon Binns (2007-10)	138	2,008	14.6	21
8. Tye Keith (1999-02)	135	1,832	13.6	9
9. Marcus Barnett (2007-10)	127	1,567	12.3	17
10. Marlon Pearce (1990-92)	125	2,096	16.8	12

ALL-TIME INTERCEPTION LEADERS				
Player	No.	Yds.	Avg.	TDs
1. Mike Mickens (2005-08)	14	296	21.1	3
2. DeAngelo Smith (2005-08)	12	179	14.9	2
Blue Adams (1998-02)	12	177	14.8	2
Jocelyn Brogella (1990-93)	12	263	21.9	0
5. Ed Bolis (1970-72)	11	80	7.3	0
6. Daven Holly (2001-04)	9	58	6.4	1
Doug Monaghan (2001-04)	9	49	5.4	0
Zach Norton (2000-03)	9	107	11.9	2
Sam Garnes (1993-96)	9	157	17.4	0
Keith Jenkins (1975-76)	9	173	19.2	1
Billy Hunter (1970-72)	9	63	7.0	0
Don Fritz (1951-53)	9	83	9.2	0

ALL-TIME SACKS LEADERS	
Player	QB Sacks
1. Antwan Peek (1998-2002)	27.0
2. Andre Frazier (2001-04)	22.5
3. Anthony Hoke (2004-07)	22.0
4. Derek Wolfe (2008-11)	19.5
5. Trent Cole (2002-04)	18.5
6. Nate Dingle (1990-93)	18.0
George Jamison (1980-83)	18.0
8. Walter Stewart (2008-12)	17.5
9. Dan Giordano (2008-12)	16.5
Terrill Byrd (2005-08)	16.5

ALL-TIME TACKLES LEADERS			
Player	Solos	Asst.	Total
1. Karl Woods (1977-80)	211	291	502
2. Phillip Curry (1994-97)	268	219	487
3. Brad Jackson (1994-97)	216	176	392
4. Mike Brookins (1979-81)	190	166	356
5. Alex Gordon (1983-86)	160	192	352
6. Hassan Champion (1995-98)	184	167	351
Joe Olding (1979-82)	176	175	351
8. Doug Monaghan (2001-04)	200	138	338
9. JK Schaffer (2008-11)	182	155	337
10. DeJuan Gossett (1997-00)	222	105	327

ALL-TIME TACKLES FOR A LOSS LEADERS	
Player	TFLs
1. Antwan Peek (1998-2002)	56.0
2. Trent Cole (2002-04)	48.0
3. Nate Dingle (1990-93)	46.0
4. Phillip Curry (1994-97)	45.0
5. Andre Frazier (2001-04)	44.5
6. Terrill Byrd (2005-08)	42.0
7. Alex Gordon (1983-86)	38.0
8. Derek Wolfe (2008-11)	37.0
George Jamison (1980-83)	37.0
10. Andrew Stewart (1986-88)	36.0

ALL-TIME KICKOFF RETURN LEADERS				
Player	No.	Yds.	Avg.	TDs
1. Mardy Gilyard (2005-09)	93	2,657	28.6	4
2. Ralph David Abernathy IV (2011-)	87	2,186	25.1	1
3. Brian Jenkins (1990-93)	62	1,506	24.3	0
4. Dominick Goodman (2005-08)	55	1,199	21.8	0
5. Robert Tate (1993-96)	41	1,083	26.4	1
6. Lloyd Pate (1966-68)	50	994	19.9	1
7. Al McKinney (1985-88)	49	985	20.1	0
8. Joe Abrams (1988-92)	44	870	19.8	0
9. Dick James (1970-72)	38	837	22.0	1
10. Bobby Brown (1989-90)	41	823	20.1	0

ALL-TIME PUNT RETURN LEADERS				
Player	No.	Yds.	Avg.	TDs
1. Tinker Keck (1997-99)	68	804	11.8	4
2. Gene Gibson (1949-50)	37	760	20.5	5
3. Robert Tate (1993-96)	73	637	8.7	0
4. Tom Marvaso (1974-75)	73	575	7.9	2
5. Billy Hunter (1970-72)	55	473	8.6	1
6. Lamont Patterson (1979-82)	60	443	7.4	0
7. Dom Del Bene (1951-53)	38	396	10.4	1
8. D.J. Woods (2008-11)	45	375	8.3	0
9. Charley Bland (1973)	38	302	7.9	1
10. Jack Delaney (1950-52)	21	301	14.3	0

# 2015 UNIVERSITY OF CINCINNATI FOOTBALL

## SINGLE-GAME RECORDS

### SINGLE-GAME TEAM OFFENSE

Most Points	124 vs. Transylvania (1912)
Most Touchdowns	14 vs. Transylvania (1912)
Most Rushing Attempts	83 vs. Louisiana-Monroe (1977)
Most Rushing Yards	464 vs. Case-Western Reserve (1953) 464 vs. Virginia Military Institute (1953)
Most Rushing Touchdowns	14 vs. Transylvania (1912)
Most Passing Attempts	61 vs. USF (2010)
Most Passes Completed	36 vs. Ohio (1968)
Most Passing Yards	584 vs. Ohio (1968)
Most Interceptions Thrown	6 vs. Xavier (1972)
Most Touchdown Passes	6 vs. Toledo (2014); vs. Illinois (2009)
Most Offensive Plays	99 vs. Miami (OH) (1996)
Most Yards Total Offense	711 vs. Connecticut (2009)
Most First Downs	36 vs. Ohio (1968)
Most Fumbles	15 vs. Louisville (1970)
Most Fumbles Lost	7 vs. Virginia Military Institute (1951)
Most Turnovers	9 vs. Xavier (1955) 9 vs. Hardin-Simmons (1955) 9 vs. Virginia Military Institute (1951)
Most Penalties	18 vs. Kansas State (1951)
Most Penalty Yards	176 vs. Louisville (1968)
Most Punts	13 vs. Pittsburgh (1981) 13 vs. Mississippi State (1948)
Most Punting Yards	510 vs. Louisville (1996)
Most Punt Return Yards	177 vs. Ohio (1949)
Most Kickoff Return Yards	295 vs. Memphis (1971)
Fewest Rushing Attempts	15 vs. Illinois (2009)
Fewest Rushing Yards	-23 vs. Rutgers (2005)
Fewest Passes Completed	0 vs. Dayton (1970)
Fewest Passing Yards	0 vs. Dayton (1970)
Fewest Yards Total Offense	46 vs. North Texas State (1959)
Fewest First Downs	3 vs. West Virginia (1989)
Fewest Penalties	1 vs. Rutgers (1994) 1 vs. Louisville (1966) 1 vs. Memphis (1966) 1 vs. Army (1963) 1 vs. Hawai'i (1954)
Fewest Yards Penalized	4 vs. Memphis (1966)
Fewest Punts	0 vs. Miami (OH) (2008) 0 vs. Memphis (1998) 0 vs. Miami (OH) (1954)

### SINGLE-GAME TEAM DEFENSE

Fewest Rushing Attempts Allowed	17 vs. Dayton (1961)
Fewest Rushing Yards Allowed	-46 vs. Kansas (1997)
Fewest Passing Attempts	1 vs. Boston College (1964)
Fewest Pass Completions Allowed	0 vs. Louisville (1974) 0 vs. Ohio (1973) 0 vs. Boston College (1964) 0 vs. Indiana (1963) 0 vs. Ohio (1949)
Fewest Passing Yards Allowed	-1 vs. Xavier (1971)
Fewest Yards Total Offense Allowed	18 vs. Louisiana-Lafayette (1973)
Most Points Allowed	81 vs. Penn State (1991)
Most Rushing Attempts Allowed	86 vs. West Virginia (1969)
Most Rushing Yards Allowed	539 vs. Northern Illinois (1989)
Most Passing Attempts Allowed	67 vs. Louisville (1997)
Most Pass Completions Allowed	37 vs. East Carolina (1997)
Most Passing Yards Allowed	482 vs. Florida (2010)
Most Yards Total Defense Allowed	742 vs. Louisville (1998)
Most Passes Intercepted	7 vs. Kansas State (1951)
Most Interception Return Yards	162 vs. Dayton (1956)
Most Turnovers Forced	8 vs. Rice (1974)

### SINGLE-GAME INDIVIDUAL OFFENSE

Rushing Attempts	45 by Steve Cowan vs. Ohio (1970)
Rushing Yards	306 by Bob Hynes vs. Case Western Reserve (1923)
Yards Per Rush	17.0 by Richard Hall vs. Miami (OH) (14 carries, 238 yards) (2004)
Rushing Touchdowns	6 by Ike Stewart vs. Transylvania (1912) 6 by Bob Heuck vs. Transylvania (1912)
Passing Attempts	59 by Deontey Kenner vs. Southern Miss (1999)
Passing Completions	35 by Deontey Kenner vs. Southern Miss (1999) 35 by Greg Cook vs. Ohio (1968)
Passing Yards	554 by Greg Cook vs. Ohio (1968)
Passing Touchdowns	6 by Gunner Kiel (2014); by Tony Pike vs. Illinois (2009)
Interceptions Thrown	6 by Mike Shoemaker vs. Xavier (1972)
Receptions	13 by Tom Rossley vs. Wichita State (1968) 13 by Jon Olinger vs. Miami (OH) (2002)
Receiving Yards	254 by Tom Rossley vs. Louisville (1968)
Yards Per Reception	73.7 by Chris Moore at Ohio State (3 receptions, 221 yards) (2014)
Receiving Touchdowns	3 by eight players, last by Chris Moore at Ohio State (2014)
All-Purpose Yards (Rsh., Rec. and Ret.)	381 by Mardy Gilyard at Pittsburgh (2009)
Total Yards	555 by Zach Collaros vs. Connecticut (2009)
Total Points	51 by Ike Stewart vs. Transylvania (1912)
Touchdowns	8 by Ike Stewart vs. Transylvania (1912)
Extra Points Made	12 by Alonzo Weiss vs. Transylvania (1912)
Field Goals Made	4 by nine players, last by Tony Miliano at Pittsburgh (2011)
Punts	13 by Phil Peckich at Pittsburgh (1981)
Punting Yards	510 by Steve Smith at Louisville (1996)
Punting Average	59.7 by Kevin Huber vs. Marshall (3 punts) (2007)
Kickoff Returns	8 by Mardy Gilyard at Pittsburgh (2009) 8 by LaDaris Vann vs. East Carolina (1999)
Kickoff Return Yards	256 by Mardy Gilyard at Pittsburgh (2009)
Kickoff Returns For Touchdowns	1 by 20 players, last by Mardy Gilyard at Pittsburgh (2009)
Punt Returns	7 by Mike Daniels vs. Western Carolina (2005) 7 by Tinker Keck vs. Kansas (1997) 7 by Charley Bland vs. Villanova (1973)
Punt Return Yards	161 by Gene Gibson vs. Ohio (1949)
Punt Return Touchdowns	2 by Tinker Keck vs. Louisville (1997) 2 by Gene Gibson vs. Ohio (1949)

### SINGLE-GAME INDIVIDUAL DEFENSE

Total Tackles	31 by Karl Woods at South Carolina (1980)
Solo Tackles	xx
Assisted Tackles	xx
Tackles For A Loss	xx
Sacks	xx
Forced Fumbles	xx
Fumble Recoveries	xx
Interceptions	4 by Bob Hynes vs. Ohio Northern (1923)
Interception Return Yards	123 by Shawn Ferguson vs. Memphis (1998)
Interception Returns for Touchdowns	2 by Shawn Ferguson vs. Memphis (1998)

# 2015 UNIVERSITY OF CINCINNATI FOOTBALL

## YEAR-BY-YEAR LEADERS

### RUSHING

Year	Player	Att.	Yards	TD
1946	Roger Stephens	96	768	8
1947	Roger Stephens	136	959	7
1948	Jim Dougherty	108	495	4
1949	Howie Bellamah	97	473	2
1950	Bob Stratton	93	539	5
1951	Bob Daugherty	96	528	10
1952	Joe Concilla	96	488	8
1953	Dick Goist	64	561	7
1954	Joe Miller	128	717	11
1955	Joe Miller	90	399	2
1956	Bob Del Rosa	57	242	3
1957	Barry Maroney	98	346	4
1958	Joe Morrison	99	467	5
1959	Ed Kovac	134	515	9
1960	Ed Banks	104	404	3
1961	Phil Goldner	70	277	1
1962	Royce Starks	91	408	4
1963	Brig Owens	121	556	6
1964	Al Nelson	201	973	13
1965	Bill Bailey	139	694	7
1966	Clem Turner	153	840	7
1967	Lloyd Pate	198	658	5
1968	Lloyd Pate	135	623	2
1969	Steve Cowan	165	676	2
1970	Steve Cowan	239	1,197	9
1971	Mel Riggins	131	663	2
1972	Reggie Harrison	173	844	6
1973	Reggie Harrison	211	883	11
1974	Santo Atkinson	196	708	2
1975	Jay Bonds	158	567	8
1976	Curtiss Williams	102	399	4
1977	Curtiss Williams	162	845	1
1978	Allen Harvin	233	1,283	6
1979	James Bettis	75	343	0
1980	James Bettis	212	1,106	2
1981	James Bettis	246	1,226	6
1982	Allen Harvin	191	1,161	5
1983	Reggie Taylor	158	784	2
1984	Reggie Taylor	198	1,021	8
1985	Reggie Taylor	264	1,112	3
1986	Reggie Taylor	256	1,325	11
1987	Al McKinney	208	950	5
1988	Al McKinney	168	829	1
1989	Terry Strong	105	411	2
1990	Terry Strong	172	803	5
1991	David Small	198	1,004	4
1992	David Small	209	780	10
1993	David Small	223	1,179	17
1994	Craedel Kimbrough	132	565	0
1995	Orlando Smith	126	471	4
1996	Daryl Royal	167	853	3
1997	Robert Cooper	137	611	4
1998	DeMarco McCleskey	162	861	11
1999	Robert Cooper	228	1,245	7
2000	Ray Jackson	201	808	6
2001	DeMarco McCleskey	179	765	7
2002	DeMarco McCleskey	315	1,361	15
2003	Richard Hall	185	777	8
2004	Richard Hall	210	1,012	6
2005	Bradley Glatthaar	139	620	7
2006	Greg Moore	162	709	4
2007	Butler Benton	100	499	2
2008	Jacob Ramsey	152	664	2
2009	Jacob Ramsey	121	806	9

Year	Player	Att.	Yards	TD
2010	Isaiah Pead	157	1,029	6
2011	Isaiah Pead	237	1,259	12
2012	George Winn	243	1,334	13
2013	Hosey Williams	115	655	4
2014	Mike Boone	101	650	9

### PASSING

Year	Player	A	C	I	%	Yds	TD
1947	Tom O'Malley	81	40	—	.494	634	7
1948	Tom O'Malley	147	71	11	.483	899	7
1949	Tom O'Malley	225	108	15	.480	1,617	16
1950	Gene Rossi	149	68	11	.456	1,000	14
1951	Gene Rossi	173	89	15	.514	1,444	11
1952	Gene Rossi	170	100	8	.588	1,559	12
1953	Mike Murphy	70	44	3	.629	809	7
1954	Mike Murphy	101	51	3	.505	764	4
1955	Mike Murphy	66	30	9	.455	450	1
1956	Joe Morrison	78	29	5	.372	438	4
1957	Jack Lee	52	25	8	.481	328	1
1958	Jack Lee	130	71	11	.546	951	5
1959	Jack Lee	232	132	6	.569	1,535	7
1960	Larry Harp	116	39	8	.336	581	1
1961	Larry Harp	107	40	7	.373	426	1
1962	Bruce Vogelgesang	93	41	5	.441	424	2
1963	Brig Owens	124	67	6	.540	974	7
1964	Brig Owens	111	54	9	.486	790	6
1965	Mike Flaherty	41	20	7	.488	304	4
1966	Tony Jackson	127	63	3	.496	702	1
1967	Greg Cook	179	81	14	.453	1,221	7
1968	Greg Cook	411	219	17	.533	3,272	25
1969	Albert Johnson	123	50	3	.407	937	8
1970	Albert Johnson	130	39	10	.306	516	1
1971	Albert Johnson	101	30	7	.297	434	2
1972	Mike Shoemaker	175	70	14	.400	787	5
1973	Mike Campbell	83	41	4	.494	538	1
1974	Henry Miller	140	61	11	.436	796	6
1975	Henry Miller	150	73	8	.487	886	3
1976	Art Bailey	77	36	8	.467	491	5
1977	Art Bailey	77	33	11	.428	524	4
1978	Tim Morris	139	64	8	.460	839	8
1979	Tony Kapetanitis	224	99	13	.441	1,414	3
1980	Danny Barrett	130	73	13	.562	888	3
1981	Danny Barrett	177	92	9	.520	1,186	5
1982	Danny Barrett	324	179	12	.552	2,222	17
1983	Troy Bodine	209	127	8	.608	1,643	13
1984	Troy Bodine	350	171	20	.489	2,056	15
1985	Danny McCoin	201	115	5	.572	1,576	12
1986	Danny McCoin	369	237	11	.642	2,831	13
1987	Danny McCoin	268	158	8	.590	2,013	13
1988	Glenn Farkas	204	114	7	.559	1,279	8
1989	Paul Anderson	163	84	12	.515	982	4
1990	Lance Harp	238	123	14	.517	1,453	8
1991	Lance Harp	204	107	10	.525	1,443	7
1992	Lance Harp	292	151	16	.517	1,785	7
1993	Lance Harp	292	139	7	.476	1,575	9
1994	Eric Vibberts	182	114	8	.626	1,335	6
1995	Eric Vibberts	264	136	19	.515	1,851	10
1996	Chad Plummer	198	102	8	.515	1,335	7
1997	Chad Plummer	190	87	10	.458	1,178	6
1998	Deontey Kenner	270	148	13	.548	2,047	6
1999	Deontey Kenner	379	208	15	.549	2,430	14
2000	Deontey Kenner	265	137	7	.517	1,717	10
2001	Gino Guidugli	317	185	9	.584	2,573	16
2002	Gino Guidugli	472	258	21	.547	3,543	22

Year	Player	A	C	I	%	Yds	TD
2003	Gino Guidugli	425	227	10	.534	2,704	14
2004	Gino Guidugli	342	210	8	.614	2,633	26
2005	Dustin Grutza	300	168	11	.560	1,799	11
2006	Dustin Grutza	225	137	13	.609	1,632	9
2007	Ben Mauk	386	235	9	.609	3,121	31
2008	Tony Pike	324	199	11	.614	2,407	19
2009	Tony Pike	338	211	6	.624	2,520	29
2010	Zach Collaros	383	225	14	.587	2,902	26
2011	Zach Collaros	166	272	10	.610	1,940	15
2012	Munchie Legaux	120	230	9	.522	1,716	13
2013	Brendon Kay	395	262	12	.663	3,302	22
2014	Gunner Kiel	390	233	13	.597	3,254	31

### RECEIVING

Year	Player	Rec.	Yards	TD
1947	Alkie Richards	18	400	4
1948	Joe Hauk	20	263	2
1949	Jim Kelly	42	468	2
1950	Jim Kelly	29	455	9
1951	Dick Jarvis	31	554	5
1952	Dom Del Bene	28	372	1
1953	Glen Dillhoff	13	265	2
1954	Ferd Maccioli	13	179	0
1955	Jim Niemann	9	177	0
1956	Gene Johnson	9	200	3
1957	Don Reinhold	9	90	0
1958	Joe Morrison	27	303	3
1959	Ed Kovac	31	332	5
1960	Fred Oblak	23	386	2
1961	Jim Paris	16	185	1
1962	Jim Curry	12	167	0
	Phil Higgins	12	117	0
	Frank Shaut	12	197	1
1963	Jim Curry	39	621	3
1964	Al Nelson	13	133	0
1965	Mike Turner	8	76	2
1966	Ed Ford	25	279	0
1967	Jim O'Brien	26	547	4
1968	Tom Rossley	80	1,072	4
1969	Jim O'Brien	34	631	5
1970	Rod Warren	13	204	1
1971	Steve Cowan	15	226	1
1972	Zeke Harden	29	330	1
1973	Jim Kelly	20	215	0
1974	Jim Kelly	25	345	1
1975	Jim Kelly	31	404	0
1976	Napolean Outlaw	20	309	0
1977	Napolean Outlaw	14	223	2
1978	Allen Harvin	21	150	1
1979	Aaron Hagans	27	531	0
1980	Ralph Williams	34	418	1
1981	Deno Foster	22	427	3
1982	Bill Booze	36	571	3
1983	Don Goodman	51	343	1
1984	Deno Foster	49	754	7
1985	Joe Hice	27	358	1
1986	Joe Hice	44	584	1
1987	Bill Davis	41	626	4
1988	Al McKinney	31	199	2
1989	Bryant Hatcher	34	520	2
1990	Joe Koynock	44	496	4
1991	Marlon Pearce	42	758	4
1992	Marlon Pearce	56	891	5
1993	Albert Sweet	29	460	6

# 2015 UNIVERSITY OF CINCINNATI FOOTBALL

## YEAR-BY-YEAR LEADERS

### RECEIVING

Year	Player	Rec.	Yards	TD
1994	Anthony Ladd	35	446	3
1995	Robert Tate	46	895	5
1996	Robert Tate	23	247	2
1997	Cornelius Bonner	27	366	1
1998	Chad Plummer	61	852	0
1999	Tony Smikle	45	429	3
2000	Antonio Chatman	46	609	2
2001	LaDaris Vann	73	902	3
2002	LaDaris Vann	71	844	5
2003	George Murray	30	270	0
2004	Hannibal Thomas	64	1,028	9
2005	Derek Ross	33	338	1
2006	Dominick Goodman	40	452	5
2007	Dominick Goodman	68	869	8
2008	Dominick Goodman	84	1,028	7
2009	Mardy Gilyard	87	1,191	11
2010	Armon Binns	75	1,101	10
2011	Anthony McClung	49	683	6
2012	Travis Kelce	45	722	8
2013	Shaq Washington	78	783	1
2014	Shaq Washington	66	761	4

### TOTAL OFFENSE

Year	Player	Plays	Yards
1947	Tom O'Malley	81	634
1948	Tom O'Malley	174	885
1949	Tom O'Malley	259	1,466
1950	Gene Rossi	189	945
1951	Gene Rossi	247	1,431
1952	Gene Rossi	243	1,588
1953	Mike Murphy	123	861
1954	Mike Murphy	149	812
1955	Joe Miller *	90	399
1956	Joe Morrison	139	607
1957	Jack Lee	83	401
1958	Jack Lee	191	1,115
1959	Jack Lee	298	1,528
1960	Larry Harp	137	644
1961	Larry Harp	128	368
1962	Bruce Vogelgesang	121	425
1963	Brig Owens	245	1,530
1964	Brig Owens	258	1,448
1965	Bill Bailey *	139	694
1966	Tony Jackson	237	1,017
1967	Greg Cook	232	1,172
1968	Greg Cook	507	3,210
1969	Al Johnson	252	1,135
1970	Steve Cowan *	241	1,235
1971	Al Johnson	273	990
1972	Reggie Harrison *	173	844
1973	Reggie Harrison *	211	883
1974	Henry Miller	219	812
1975	Henry Miller	220	859
1976	Art Bailey	157	656
1977	Art Bailey	168	846
1978	Allen Harvin *	233	1,283
1979	Tony Kapetanias	317	1,460
1980	James Bettis *	212	1,106
1981	Danny Barrett	266	1,182
1982	Danny Barrett	398	2,181
1983	Troy Bodine	252	1,551
1984	Troy Bodine	413	2,076
1985	Danny McCoin	247	1,398
1986	Danny McCoin	439	2,585

Year	Player	Plays	Yards
1987	Danny McCoin	328	1,950
1988	Glenn Farkas	256	1,183
1989	Glenn Farkas	236	999
1990	Paul Anderson	345	1,556
1991	Lance Harp	255	1,469
1992	Lance Harp	347	1,818
1993	Lance Harp	353	1,622
1994	Eric Vibberts	213	1,231
1995	Eric Vibberts	292	1,738
1996	Chad Plummer	298	1,586
1997	Chad Plummer	339	1,784
1998	Deontey Kenner	295	2,067
1999	Deontey Kenner	433	2,642
2000	Deontey Kenner	292	1,750
2001	Gino Guidugli	364	2,498
2002	Gino Guidugli	541	3,570
2003	Gino Guidugli	501	2,870
2004	Gino Guidugli	385	2,723
2005	Dustin Grutza	406	1,827
2006	Dustin Grutza	310	1,878
2007	Ben Mauk	486	3,498
2008	Tony Pike	380	2,454
2009	Tony Pike	369	2,526
2010	Zach Collaros	504	3,104
2011	Zach Collaros	356	2,174
2012	Munchie Legaux	285	2,051
2013	Brendon Kay	467	3,439
2014	Gunner Kiel	453	3,396

\* - denotes running back, others are quarterbacks

### SCORING

Year	Player	TD	FG	1	2	Points
1947	Alkie Richards	8	0	0	0	48
	Roger Stephens	8	0	0	0	48
1948	Jim Dougherty	4	0	0	0	24
1949	Bob Stratton	6	0	0	0	36
1950	Jim Kelly	9	0	1	0	55
1951	Bob Dougherty	11	0	0	0	66
1952	Joe Delaney	9	0	0	0	54
1953	Joe Concilla	9	0	0	0	54
1954	Joe Miller	11	0	0	0	66
1955	Joe Miller	3	0	0	0	18
	Jim Niemann	3	0	0	0	18
1956	Joe Morrison	7	0	0	0	42
1957	Barry Maroney	5	0	0	0	30
1958	Joe Morrison	9	0	0	1	56
1959	Ed Kovac	15	0	0	0	90
1960	Fred Oblak	7	0	0	0	42
1961	Fred Hynoski	3	0	0	0	18
1962	Royce Starks	6	0	4	2	44
1963	Brig Owens	6	0	2	0	38
	Pete Rekstis	6	0	0	1	38
1964	Al Nelson	13	0	0	2	82
1965	Bill Bailey	7	0	0	0	42
1966	Clem Turner	7	1	2	0	47
1967	Lloyd Pate	6	0	0	1	38
1968	Jim O'Brien	12	13	31	0	142
1969	Jim O'Brien	5	7	19	0	70
1970	Steve Cowan	9	0	0	0	54
1971	Reggie Harrison	9	0	0	0	54
1972	Reggie Harrison	6	0	0	0	36
1973	Reggie Harrison	11	0	0	0	66
1974	Dan Shepherd	0	10	25	0	55
1975	Dan Shepherd	0	15	14	0	59

Year	Player	TD	FG	1	2	Points
1976	Steve Schultz	0	12	24	0	60
1977	Steve Schultz	0	7	31	0	52
1978	Steve Schultz	0	11	26	0	59
1979	Tony Kapetanias	11	0	0	0	66
1980	Rich Karlis	0	10	12	0	42
1981	Jim Fogler	0	7	18	0	39
1982	Jim Fogler	0	14	29	0	71
1983	Mike Morton	0	11	21	0	54
1984	Reggie Taylor	10	0	0	0	60
1985	Robert Barone	0	11	22	0	59
1986	Reggie Taylor	11	0	0	0	66
1987	Phil Insalaco	0	8	26	0	50
1988	Phil Insalaco	0	9	22	0	49
1989	Chad Volland	0	9	12	0	39
1990	David Rowe	0	7	13	0	34
1991	David Rowe	0	12	17	0	53
1992	David Small	12	0	0	0	72
1993	David Small	17	0	0	0	102
1994	Paul Blackwood	7	0	0	0	42
1995	Eric Richards	0	16	27	0	75
1996	Eric Richards	0	13	26	0	65
1997	Eric Richards	0	12	26	0	62
1998	DeMarco McCleskey	11	0	0	0	66
1999	Robert Cooper	9	0	0	0	54
2000	Jonathan Ruffin	0	26	26	0	104
2001	Jonathan Ruffin	0	12	36	0	72
2002	DeMarco McCleskey	17	0	0	0	102
2003	Richard Hall	10	0	0	0	60
2004	Kevin Lovell	0	11	39	0	72
2005	Bradley Glatthaar	7	0	0	0	42
2006	Kevin Lovell	0	18	23	0	82
2007	Jake Rogers	0	11	51	0	84
	Marcus Barnett	14	0	0	0	84
2008	Jacob Rogers	0	16	34	0	82
2009	Jacob Rogers	0	13	63	0	102
2010	Jacob Rogers	0	11	38	0	71
2011	Tony Miliano	0	17	47	0	98
2012	Tony Miliano	0	17	51	0	102
2013	Tony Miliano	0	7	54	0	75
2014	Andrew Gantz	0	16	52	0	100

### PUNTING

Year	Player	Punts	Yards	Avg.
1947	Tom O'Malley	38	1,368	36.0
1948	Tom O'Malley	47	1,558	33.0
1949	Tom O'Malley	58	1,870	32.2
1950	Jack Delaney	30	1,098	36.6
1951	John Mooth	43	1,624	37.8
1952	Jack Delaney	30	1,098	36.6
1953	Dick Goist	21	752	35.8
1954	Jim Niemann	8	323	40.4
1955	Jim Niemann	23	878	38.2
1956	Jim Niemann	24	964	40.2
1957	Larry DeVincentis	39	1,592	40.8
1958	Gene Johnson	36	1,265	35.1
1959	Dave Ritchie	31	1,172	37.8
1960	Dave Ritchie	47	1,833	39.0
1961	Fred Hynoski	34	1,311	38.6
1962	Fred Hynoski	39	1,364	35.0
1963	Brig Owens	34	1,285	37.8
1964	Brig Owens	33	1,208	36.6
1965	Steve Schweitzer	49	1,923	39.2
1966	Jim Denk	64	2,406	37.6
1967	Tom Chlebeck	37	1,295	35.0

# 2015 UNIVERSITY OF CINCINNATI FOOTBALL

## YEAR-BY-YEAR LEADERS

### PUNTING

Year	Player	Punts	Yards	Avg.
1968	Benny Rhoads	45	1,911	42.5
1969	Benny Rhoads	70	2,703	38.6
1970	Clem Fennell	70	2,638	37.7
1971	Clem Fennell	63	2,419	38.4
1972	Clem Fennell	71	2,767	39.0
1973	Jeff West	55	2,339	42.5
1974	Jeff West	77	3,192	41.5
1975	Mike Connell	61	2,568	42.1
1976	Mike Connell	72	3,095	43.0
1977	Mike Connell	60	2,571	42.8
1978	Phil Peckich	26	986	37.9
1979	Phil Peckich	45	1,731	38.4
1980	Mark Householder	62	2,096	33.8
1981	Phil Peckich	80	3,155	39.4
1982	Phil Peckich	54	2,133	39.5
1983	Shaun Burdick	68	2,400	35.3
1984	Shaun Burdick	64	2,522	39.4
1985	Shaun Burdick	53	2,224	42.0
1986	Shaun Burdick	50	2,101	42.0
1987	Jeff Jones	32	1,179	36.8
1988	Jeff Jones	42	1,522	36.2
1989	Jeff Jones	69	2,658	38.5
1990	Jeff Jones	73	2,821	38.6
1991	Jeff Blaylock	57	1,949	34.2
1992	Jeff Blaylock	67	2,490	37.2
1993	Jeff Blaylock	61	2,296	37.6
1994	Jeff Blaylock	51	1,976	38.7
1995	Steve Smith	63	2,383	37.8
1996	Steve Smith	68	2,795	41.1
1997	Doug Johnson	66	2,700	40.9
1998	Adam Wulfeck	40	1,586	39.7
1999	Adam Wulfeck	54	2,279	42.2
2000	Adam Wulfeck	56	2,343	41.8
2001	Adam Wulfeck	64	2,800	43.8
2002	Chet Ervin	66	2,511	38.0
2003	Chet Ervin	63	2,451	38.9
2004	Chet Ervin	45	1,852	41.2
2005	Chet Ervin	67	2,632	39.3
2006	Brian Steel	70	2,715	38.8
2007	Kevin Huber	57	2,672	46.9
2008	Kevin Huber	60	2,697	45.0
2009	Jacob Rogers	43	1,788	41.6
2010	Pat O'Donnell	52	2,178	41.9
2011	Pat O'Donnell	63	2,760	43.8
2012	Pat O'Donnell	59	2,467	41.8
2013	John Lloyd	33	1,409	42.7
2014	Sam Geraci	51	2,007	39.4

### INTERCEPTIONS

Year	Player	Int.	Yards
1948	Three tied	2	—
1949	Don Jansen	4	61
1950	Don Jansen	4	20
1951	Four tied	4	—
1952	Don Polagy	6	78
1953	Don Fritz	2	5
1954	Mike Murphy	4	47
1955	Seven tied with	1	—
1956	Joe Morrison	2	175
	Two others	2	—
1957	Barry Maroney	5	27
1958	Joe Morrison	4	65
	Ed Kovac	4	49
1959	Three tied	3	—

Year	Player	Int.	Yards
1960	Andy Chiodi	3	52
	Howard Converse	3	25
1961	Tom Reinstatler	4	72
1962	Al Nelson	2	3
	Royce Starks	2	0
1963	Bruce Vogelgesang	3	59
1964	Royce Starks	3	60
1965	Bill Madeya	6	26
1966	Steve Schweitzer	4	58
	Ken Jordan	4	22
1967	Ken Jordan	3	0
1968	Larry Eiben	3	31
1969	Tony Sexton	3	86
1970	Ed Bolis	6	38
1971	Butch Alberts	4	7
1972	Billy Hunter	4	52
1973	Charlie Bland	4	50
1974	Dana Bible	4	16
1975	Keith Jenkins	5	68
1976	Keith Jenkins	4	105
1977	Marcellus Greene	3	57
1978	John Butz	5	58
1979	Robert Gibbs	3	18
1980	Three tied	2	—
1981	Freddie Logan	5	40
1982	Antonio Gibson	4	105
1983	Robert Gibbs	5	60
1984	Jon Jon Thomas	2	35
1985	Three tied	2	—
1986	John Lewis	4	49
1987	Six tied	1	—
1988	Art Sheffield	2	91
	Ronnie Shannon	2	5
1989	Marvin Bowman	4	83
1990	Rodney Harris	3	119
	Kelly Sims	3	26
1991	Jocelyn Borgella	3	34
	Latish Kinsler	3	35
1992	Jocelyn Borgella	5	171
1993	Jocelyn Borgella	4	58
1994	Darrell Harding	2	44
1995	Sam Barnes	6	101
1996	Jermaine Trent	3	30
1997	Tinker Keck	4	42
1998	Blue Adams	4	57
1999	Gerry Ruff	3	33
2000	DeJuan Gossett	3	54
	Anthony Thomas	3	34
2001	Zach Norton	3	15
2002	Blue Adams	6	104
2003	Daven Holly	6	58
2004	Doug Monaghan	4	46
2005	Dominic Ross	2	2
	Haruki Nakamura	2	0
2006	Dominic Ross	4	14
2007	DeAngelo Smith	8	82
2008	Mike Mickens	4	158
	Brandon Underwood	4	60
2009	Aaron Webster	4	135
2010	Wes Richardson	2	-2
	Drew Frey	2	15
2011	Cameron Cheatham	3	70
	Deven Drane	3	43
	JK Schaffer	3	41

Year	Player	Int.	Yards
2012	Cameron Cheatham	3	83
	Arryn Chenault	3	21
2013	Deven Drane	3	85
2014	Zach Edwards	2	14
	Howard Wilder	2	0

# 2015 UNIVERSITY OF CINCINNATI FOOTBALL

## MILESTONE GAMES

### 100-YARDS RUSHING

Yds	Name	Opponent	Date
306	Bob Hynes	vs. Case Western-Rsrv.	11/17/23
282	Daryl Royal	vs. Miami (OH)	09/28/96
267	Clem Turner	vs. Kansas State	10/22/66
266	Steve Cowan	vs. Ohio	10/17/70
259	Reggie Taylor	vs. Miami (OH)	09/06/86
238	Richard Hall	vs. Miami (OH)	09/11/04
234	D. McCleskey	vs. East Carolina	11/05/98
233	David Small	vs. Kent State	10/03/92
213	Isaiah Pead	vs. Rutgers	11/20/10
212	Mike Boone	vs. USF	10/18/14
219	David Small	vs. Middle Tennessee St.	11/09/91
209	Robert Cooper	vs. Miami (OH)	10/30/99
206	David Small	vs. East Carolina	11/20/93
204	Robert Cooper	vs. Memphis	11/29/99
203	James Bettis	vs. Richmond	10/10/81
203	David Small	at Houston	11/13/93
203	Bill Bailey	vs. North Texas State	10/30/65
197	Isaiah Pead	vs. Miami (OH)	10/09/10
197	David Small	at Toledo	10/23/93
191	Robert Cooper	at UAB	11/16/96
188	Curtis Williams	vs. Southern Miss.	10/01/77
187	Carl Jones	vs. Rhode Island	11/08/03
186	Allen Harvin	vs. Miami (OH)	11/20/82
185	Howie Bellamah	vs. Miami (OH)	11/24/49
183	C. Kimbrough	vs. Kentucky	11/14/92
182	Allen Harvin	vs. Louisiana-Monroe	11/04/78
181	James Bettis	vs. Memphis	11/01/80
180	Reggie Taylor	vs. Louisville	10/27/84
179	D. McCleskey	vs. Houston	11/14/98
177	Albert Johnson	at North Texas State	11/07/70
176	Clem Turner	at Memphis	11/19/66
175	Isaiah Pead	vs. West Virginia	11/13/09
174	Robert Cooper	vs. UAB	10/16/99
174	Reggie Taylor	vs. Cornell	10/01/83
170	Allen Harvin	vs. Long Beach State	10/09/82
169	Isaiah Pead	vs. Oklahoma	09/25/10
167	Isaiah Pead	vs. NC State	09/22/11
167	James Bettis	at Ohio	10/03/81
165	George Winn	vs. Syracuse	11/03/12
165	Reggie Taylor	vs. Temple	10/05/85
165	Reggie Harrison	vs. Louisville	10/28/72
165	Dom Del Bene	vs. Miami (OH)	11/24/51
164	D. McCleskey	at Arkansas State	11/21/98
163	Brig Owens	vs. Tulsa	10/24/64
162	Tom McKeever	vs. Xavier	11/18/50
161	Robert Cooper	vs. Indiana	09/26/98
161	Richard Hall	at Miami (OH)	09/27/03
161	Paul Blackwood	vs. Tulsa	11/19/94
158	Allen Harvin	vs. Youngstown State	09/25/82
155	Isaiah Pead	at Tennessee	09/10/11
155	Steve Cowan	vs. Louisville	11/14/70
155	Don Jansen	vs. Hardin-Simmons	09/24/49
153	Reggie Taylor	at Auburn	11/08/86
153	Chad Plummer	vs. Tulsa	08/29/97
153	Allen Harvin	at Memphis	11/25/78
151	Isaiah Pead	vs. Louisville	10/15/11
151	Steve Cowan	vs. William & Mary	09/20/69
151	Reggie Taylor	at Wichita State	10/25/86
150	Lloyd Pate	at Wichita State	10/19/68
150	Lloyd Pate	vs. Wichita State	10/07/67
150	James Bettis	vs. Youngstown State	09/05/81
150	James Bettis	vs. Wichita State	09/27/80
149	Isaiah Pead	vs. Vanderbilt	12/31/11
149	C. Kimbrough	vs. Vanderbilt	10/08/94

Yds	Name	Opponent	Date
149	Reggie Harrison	at Wichita State	10/14/72
148	Reggie Taylor	vs. Indiana State	11/01/86
148	James Bettis	vs. Rutgers	09/26/81
147	George Winn	vs. Delaware State	09/14/12
147	Allen Harvin	at Louisiana-Lafayette	10/28/78
145	Isaiah Pead	at Louisville	10/15/10
145	Reggie Taylor	vs. Austin Peay	09/07/85
145	Reggie Taylor	vs. Miami (FL)	10/13/84
145	Mel Riggins	vs. Xavier	10/09/71
144	Reggie Taylor	at Louisville	09/12/87
144	Al Nelson	at Houston	11/28/64
143	Robert Cooper	vs. Wisconsin	09/18/99
143	Richard Hall	vs. TCU	10/30/04
143	Gus Tucker	vs. Tulsa	10/22/77
143	David Small	vs. Ball State	10/16/93
143	Curtis Williams	at Florida State	10/08/77
142	Harry Andreadis	vs. Virginia Military	09/15/51
142	Al McKinney	at Virginia Tech	11/21/87
141	Joe Miller	vs. Xavier	10/17/53
140	Vince Powell	at Louisville	10/05/91
140	Reggie Harrison	vs. Ohio	11/13/71
140	Ray Jackson	vs. Houston	10/07/00
139	D. McCleskey	vs. Tulane	10/06/01
138	Steve Cowan	at Wichita State	10/24/70
138	D. Eddington	vs. East Carolina	09/01/03
137	Ray Jackson	at Tulane	09/30/00
136	Mike Smith	at Louisville	09/27/75
135	Reggie Harrison	vs. Wichita State	10/20/73
134	James Bettis	vs. Temple	10/17/81
134	Al Nelson	vs. Miami (OH)	11/21/64
133	Clem Turner	at Wichita State	10/01/66
133	Chad Plummer	vs. Southern Miss.	11/01/97
132	Brig Owens	vs. Detroit	10/19/63
132	Allen Harvin	at Memphis	10/16/82
132	Allen Harvin	vs. Ohio	11/11/78
132	Al McKinney	vs. Tennessee Tech	10/31/87
132	Zach Collaros	at USF	10/15/09
131	James Bettis	at Richmond	10/25/80
131	David Small	vs. East Carolina	11/23/91
131	Curtis Williams	at Louisville	09/17/77
131	Bob Stratton	at Western Michigan	10/21/50
131	Bill Bailey	vs. Kansas State	11/06/65
130	George Winn	vs. Duke	12/27/12
130	Reggie Taylor	vs. Miami (FL)	10/19/86
130	Albert Johnson	vs. Xavier	10/10/70
129	Robert Cooper	at Tulane	09/06/97
128	George Winn	vs. Miami (OH)	10/06/12
128	Ray Jackson	vs. Army	09/04/00
128	Reggie Taylor	vs. Rutgers	11/05/83
128	Allen Harvin	at Miami (OH)	11/18/78
127	Butler Benton	at East Carolina	09/25/04
126	Reggie Taylor	at Virginia Tech	09/13/86
126	Reggie Taylor	at Louisville	10/19/85
126	Allen Harvin	vs. Morgan State	11/13/82
126	Al McKinney	vs. Miami (OH)	09/26/87
125	George Winn	at Louisville	10/26/12
125	Reggie Taylor	vs. Penn State	11/09/85
125	Allen Harvin	at Temple	10/14/78
124	Rod Moore	at Tulane	10/31/14
124	D. McCleskey	vs. Miami (OH)	10/24/98
124	Bert Johnson	vs. Kent State	09/18/71
123	Terry Strong	vs. Louisville	11/03/90
123	Richard Hall	vs. Army	10/25/03
123	John Ziegler	at Tulane	09/11/76

Yds	Name	Opponent	Date
123	B. Glatthaar	vs. Connecticut	10/15/05
122	Reggie Harrison	at Ohio	11/10/73
122	James Bettis	at Temple	10/18/80
122	Al McKinney	vs. Indiana State	11/12/88
121	Vince Powell	at Kent State	10/12/91
121	Reggie Taylor	vs. Virginia Tech	08/31/85
121	Reggie Taylor	vs. Youngstown State	09/15/84
121	David Small	at Virginia Tech	10/19/91
121	Al McKinney	vs. Austin Peay	11/14/87
120	Tom Liggins	vs. La.-Lafayette	10/25/75
120	Reggie Taylor	at Rutgers	09/29/84
120	Orlando Smith	vs. East Carolina	10/07/95
120	D. McCleskey	at Memphis	11/24/01
119	George Winn	vs. USF	11/23/12
119	Greg Moore	vs. Miami (OH)	09/30/06
119	Dick James	vs. Xavier	10/10/70
118	Isaiah Pead	at Pittsburgh	11/05/11
118	D. McCleskey	vs. West Virginia	09/14/02
118	David Small	at Kent State	10/12/91
118	Steve Cowan	at Tulsa	10/25/69
118	Tony Jackson	vs. Kansas State	10/22/66
117	Hosey Williams	vs. NW State	09/04/13
117	Munchie Legaux	vs. Pittsburgh	09/06/12
117	Darrin Williams	vs. Indiana State	09/11/10
117	Richard Hall	vs. East Carolina	09/01/03
117	Daryl Royal	vs. Memphis	10/04/97
117	Reggie Taylor	vs. Alabama	11/17/84
117	Al Nelson	at Detroit	11/09/62
117	Joe Miller	vs. Miami (OH)	11/26/53
117	Dick Pardini	vs. Tulsa	10/02/54
116	Dom Del Bene	vs. Virginia Military	11/14/53
116	Dick Goist	vs. Case Western-Rsrv.	10/24/53
116	David Small	vs. Southern Miss.	10/26/91
116	C. Kimbrough	at Miami (OH)	09/17/94
116	Al McKinney	vs. West Virginia	11/05/88
115	Joe Miller	vs. Hardin-Simmons	10/16/54
114	Richard Hall	vs. Southern Miss.	10/04/03
114	George Ruth	vs. Hardin-Simmons	11/12/55
114	Barry Maroney	at Indiana	11/09/57
114	Al Nelson	at Wichita State	11/14/64
113	Mike Boone	at Tulane	10/31/14
113	Isaiah Pead	vs. West Virginia	11/12/11
113	Leonard Cry	at Indiana State	11/06/87
113	Curtis Williams	at Ohio	11/15/75
113	Howie Bellamah	at Ohio	11/05/49
112	Lloyd Pate	vs. North Texas State	10/28/67
112	David Small	at Tulsa	10/02/93
112	Al Nelson	vs. Xavier	10/10/64
111	Terry Strong	at Tulane	10/27/90
111	D. McCleskey	vs. Miami (OH)	10/05/02
111	David Small	at Louisville	10/05/91
111	Daryl Royal	vs. Boston College	10/12/96
111	Curtis Williams	vs. La.-Monroe	09/24/77
111	Al Nelson	at North Texas State	11/07/64
110	Bill Bailey	vs. South Dakota	11/13/65
109	Reggie Harrison	at Colorado	09/16/72
109	James Bettis	at Penn State	09/12/81
108	Rod Moore	at UConn	11/22/14
108	Walt Gordon	vs. Wichita State	09/27/58
108	Joe Miller	vs. Marquette	10/15/55
108	James Bettis	vs. Louisville	11/14/81
108	Chad Plummer	vs. La.-Monroe	11/23/96
108	Allen Harvin	at Richmond	09/30/78
107	Tom Liggins	at Tulsa	10/11/75

# 2015 UNIVERSITY OF CINCINNATI FOOTBALL

## MILESTONE GAMES

### 100-YARDS RUSHING

Yds	Name	Opponent	Date
107	Orlando Smith	vs. Memphis	10/21/95
107	David Small	vs. Memphis	10/30/93
107	Bradley Glatthaar	vs. Western Carolina	09/17/05
106	Jim Dougherty	vs. Case Western-Rsrv.	11/13/48
106	James Bettis	at South Carolina	10/11/80
106	Al Nelson	vs. Tulsa	10/24/64
105	Steve Cowan	vs. Xavier	10/10/70
105	Reggie Taylor	vs. Kentucky	09/27/86
105	Daryl Royal	at Memphis	10/05/96
104	Santo Atkins	at Wichita State	10/19/74
104	Reggie Taylor	at East Carolina	11/15/86
104	Ray Jackson	at Indiana	09/23/00
104	Dick James	vs. Dayton	09/19/70
104	Al McKinney	vs. Miami (OH)	09/24/88
103	Hosey Williams	vs. Toledo	09/12/14
103	Jacob Ramsey	vs. Miami (OH)	10/03/10
103	David Small	at East Carolina	10/17/9
103	Terry Strong	at Florida State	11/10/90
103	Terry Strong	vs. Miami (OH)	09/22/90
103	James Bettis	at Louisville	11/08/80
103	Jack Gordon	vs. Detroit	11/03/56
102	Terry Strong	at Alabama	11/17/90
102	Steve Cowan	vs. Miami (OH)	11/21/70
102	Reggie Taylor	vs. Boston College	10/26/85
102	Orlando Smith	vs. Southern Miss.	10/14/95
102	Freddie Smith	vs. Troy State	11/05/94
102	Al McKinney	vs. Austin Peay	09/17/88
101	Ernie Lewis	vs. Boston College	11/04/67
101	D. McCleskey	vs. Connecticut	11/03/01
101	Bob Massong	vs. Tulsa	10/22/77
101	Butler Benton	vs. SE Missouri State	08/30/07
100	Robert Williams	at Louisville	10/19/85
100	Robert Cooper	at Ohio State	09/25/99
100	Reggie Harrison	at North Texas State	11/04/72
100	Mel Riggins	vs. Wichita State	10/16/71
100	Lloyd Pate	vs. Dayton	09/23/67
100	Joe Miller	at Marquette	10/09/54
100	Dolph Banks	vs. Xavier	10/09/65
100	D. McCleskey	at Houston	10/20/01

### 250 YARDS PASSING

Yds	Name	Opponent	Date
554	Greg Cook	vs. Ohio	11/16/68
480	Zach Collaros	vs. Connecticut	11/07/09
463	Zach Collaros	vs. USF	10/22/10
431	Ben Mauk	at Syracuse	11/24/07
418	Gunner Kiel	vs. Toledo	09/12/14
407	Deontey Kenner	at Southern Miss.	10/23/99
407	Greg Cook	vs. Miami (OH)	11/23/68
406	Brendon Kay	at Houston	11/23/13
405	Brendon Kay	at Rutgers	11/16/13
399	Tony Pike	vs. Illinois	11/27/09
399	Danny McCoin	vs. Miami (OH)	09/26/87
396	Greg Cook	vs. Louisville	11/09/68
389	Zach Collaros	at USF	10/22/11
377	Gino Guidugli	vs. USF	11/20/04
376	Munchie Legaux	vs. Virginia Tech	09/29/12
373	Troy Bodine	vs. Akron	09/08/84
366	Zach Collaros	vs. Rutgers	11/20/10
362	Tony Pike	at Rutgers	09/07/09
355	Gunner Kiel	at Miami (Fla.)	10/11/14
353	Gino Guidugli	vs. Miami (OH)	10/05/02
352	Gunner Kiel	at Ohio State	09/27/14
352	Greg Cook	at Houston	10/04/68

Yds	Name	Opponent	Date
351	Deontey Kenner	vs. UAB	11/04/00
350	Gino Guidugli	at Army	10/09/04
350	Danny McCoin	at Virginia Tech	09/06/86
348	Gino Guidugli	at Memphis	11/24/01
348	Deontey Kenner	at Syracuse	10/10/98
343	Deontey Kenner	at Ohio State	09/25/99
338	Danny McCoin	vs. Tennessee Tech	10/31/87
336	Gino Guidugli	vs. Louisville	11/28/03
335	Danny McCoin	at Rutgers	09/20/86
334	Ben Mauk	vs. Southern Miss.	12/22/07
332	Brendon Kay	vs. Duke	12/27/12
332	Tony Pike	at Oregon State	09/19/09
332	Gino Guidugli	vs. Rhode Island	11/08/03
324	Gino Guidugli	vs. Ohio State	09/21/02
324	Ben Mauk	vs. Louisville	10/24/07
323	Ben Mauk	vs. West Virginia	11/17/07
321	Brendon Kay	at Memphis	10/30/13
321	Gino Guidugli	vs. Temple	09/20/03
321	Troy Bodine	vs. Oklahoma State	09/17/83
320	Tony Pike	at Akron	09/27/08
317	Gino Guidugli	at Houston	10/20/01
314	Troy Bodine	vs. Temple	10/08/83
312	Gino Guidugli	at Temple	09/28/02
312	Gino Guidugli	vs. Tulane	10/06/01
311	Gino Guidugli	at Army	09/08/01
311	Danny Barrett	vs. Louisville	09/11/82
310	Zach Collaros	at NC State	09/16/10
310	Greg Cook	at Wichita State	10/19/68
309	Tony Pike	vs. Pittsburgh	11/22/08
308	Gino Guidugli	at Southern Miss.	11/06/04
308	Lance Harp	vs. Louisville	10/31/92
308	Greg Cook	vs. Tampa	10/12/68
305	Zach Collaros	vs. Oklahoma	09/25/10
304	Brendon Kay	vs. Louisville	12/05/13
303	Danny McCoin	vs. Kentucky	09/27/86
302	Tony Pike	at Pittsburgh	12/05/09
302	Eric Vibberts	vs. Toledo	09/30/95
301	Troy Bodine	at Louisville	09/24/83
300	Brendon Kay	vs. UConn	10/19/13
300	Tony Pike	vs. Fresno State	09/26/09
300	Gino Guidugli	vs. UAB	10/02/04
299	Brendon Kay	vs. SMU	11/09/13
297	Deontey Kenner	vs. Houston	11/14/98
296	Dustin Grutza	vs. Eastern Kentucky	08/28/08
295	Zach Collaros	at Syracuse	10/31/09
295	Gino Guidugli	at Louisville	10/27/01
294	Eric Vibberts	at Kansas	09/02/95
290	Dustin Grutza	at Miami (OH)	09/15/07
288	Zach Collaros	at Connecticut	11/27/10
287	Gino Guidugli	vs. TCU	09/02/02
286	Dustin Grutza	at Penn State	09/10/05
283	Gino Guidugli	vs. Toledo	12/29/01
283	Lance Harp	vs. East Carolina	11/23/91
282	Jack Lee	at Tulsa	11/07/59
281	Tony Pike	vs. USF	10/30/08
281	Deontey Kenner	at Memphis	10/17/98
277	Nick Davila	vs. Rutgers	11/18/06
277	Gene Rossi	vs. Tulsa	09/29/51
276	Ben Mauk	vs. Connecticut	11/10/07
275	Brendon Kay	vs. NW State	09/04/13
275	Zach Collaros	at Louisville	10/15/10
275	Gino Guidugli	vs. West Virginia	09/14/02
275	Jack Lee	vs. Marquette	11/14/59
272	Tony Pike	vs. Syracuse	11/29/08

Yds	Name	Opponent	Date
272	Gino Guidugli	at Memphis	11/22/03
271	Gunner Kiel	vs. Miami (Ohio)	09/20/14
271	Art Bailey	at Southern Miss.	10/02/76
270	Brendon Kay	vs. Temple	10/11/13
270	Tony Pike	at Miami (OH)	10/03/09
268	Adam Hoover	vs. Houston	10/07/00
268	Danny McCoin	at East Carolina	10/10/87
268	Danny McCoin	vs. Miami (OH)	09/13/86
268	Danny McCoin	vs. Indiana State	11/01/8
268	Danny McCoin	at Youngstown State	09/14/85
266	Troy Bodine	vs. Youngstown State	09/15/84
264	Greg Cook	at North Texas State	11/02/68
263	Zach Collaros	vs. NC State	09/22/11
262	Munchie Legaux	vs. Fordham	10/13/12
262	Greg Cook	vs. Tulsa	10/26/68
261	Chad Plummer	vs. Tulane	08/30/96
261	Greg Cook	at Texas Tech	09/21/68
260	Deontey Kenner	at Houston	10/09/99
260	Danny McCoin	at East Carolina	11/15/86
258	Gino Guidugli	vs. Miami (OH)	09/11/04
256	Paul Anderson	at West Virginia	10/13/90
257	Ben Mauk	at San Diego State	09/29/07
257	Ben Mauk	at Rutgers	10/06/07
256	Glenn Farkas	at Rutgers	10/01/88
256	Tom O'Malley	vs. Western Michigan	10/08/49
255	Gene Rossi	vs. West Texas State	10/27/51
254	Gino Guidugli	at TCU	11/15/03
254	Danny McCoin	at Penn State	10/11/86
254	Tom O'Malley	vs. Case-Western Reserve	10/22/49
253	Zach Collaros	vs. Louisville	10/24/09
252	Tim Morris	vs. Tulsa	10/21/78
251	Brendon Kay	vs. Rutgers	11/17/12
251	Zach Collaros	at Miami (OH)	10/01/11
250	Tony Pike	at Louisville	11/14/08
250	Chad Plummer	vs. Boston College	10/12/96
250	Eric Vibberts	at Rutgers	10/15/94
250	Danny McCoin	at Louisville	10/19/85

### 100 YARDS RECEIVING

Yds	Name	Opponent	Date
254	Tom Rossley	vs. Louisville	11/09/68
240	Jon Olinger	vs. Miami (OH)	10/05/02
221	Chris Moore	at Ohio State	09/27/14
212	Jim O'Brien	vs. Ohio	11/16/68
210	Marcus Barnett	vs. West Virginia	11/17/07
196	Jim O'Brien	vs. Tampa	10/12/68
194	Jon Olinger	at East Carolina	12/06/02
185	Marlon Pearce	vs. Louisville	10/31/92
183	Marlon Pearce	vs. East Carolina	11/23/91
177	Mardy Gilyard	vs. Fresno State	09/26/09
177	Robert Tate	vs. Toledo	09/30/95
175	Mekale McKay	vs. Toledo	09/12/14
175	Armon Binns	at Louisville	10/15/10
175	Marlon Pearce	vs. Akron	11/21/92
175	Hanibal Thomas	vs. Miami (OH)	09/11/04
174	Marcus Barnett	vs. USF	10/22/10
173	Hanibal Thomas	at Memphis	11/22/03
172	Mekale McKay	vs. East Carolina	11/13/14
172	Mardy Gilyard	vs. Connecticut	11/07/09
171	D.J. Woods	vs. Oklahoma	09/25/10
169	Robert Tate	at Kansas	09/02/95
168	Hanibal Thomas	vs. Southern Miss.	11/06/04
166	Derrick Stewart	at Connecticut	11/25/06
165	Robert Tate	vs. Troy State	11/05/94

# 2015 UNIVERSITY OF CINCINNATI FOOTBALL

## MILESTONE GAMES

### 100 YARDS RECEIVING

Yds	Name	Opponent	Date
165	Jason Stargell	vs. Kentucky	09/27/86
163	Shaq Washington	vs. USF	10/24/14
163	Denny Jackson	vs. Miami (OH)	11/22/69
162	Hanibal Thomas	vs. USF	11/20/04
162	Jim Curry	at Tulsa	10/12/63
160	Chad Plummer	vs. Miami (FL)	09/12/98
160	Cornelius Bonner	at Louisville	10/03/98
158	Armon Binns	vs. USF	10/22/10
158	Mardy Gilyard	vs. Virginia Tech	01/01/09
155	Deno Foster	vs. Louisville	09/11/82
153	Tom Rossley	vs. Ohio	11/16/68
149	Ben Guidugli	vs. Illinois	11/27/09
149	Deno Foster	vs. Akron	09/08/84
148	Tom Rossley	at Wichita State	10/19/68
148	Marlon Pearce	at East Carolina	10/17/92
146	D.J. Woods	at NC State	09/16/10
146	Mardy Gilyard	at Akron	09/27/08
146	Jim Curry	at Indiana	10/26/63
145	Jason Stargell	at Wichita State	10/25/86
144	Dominick Goodman	vs. Eastern Kentucky	08/28/08
144	Jon Olinger	at Memphis	11/24/01
143	Robert Tate	at Northern Illinois	10/28/95
142	Anthony McClung	vs. Connecticut	12/03/11
142	Napoleon Outlaw	at Southern Miss.	10/02/76
141	LaDaris Vann	at Temple	09/28/02
141	Bill Booze	vs. Oklahoma State	09/17/83
141	Dominick Goodman	vs. Louisville	10/13/07
139	Armon Binns	vs. Rutgers	11/20/10
138	Armon Binns	at Syracuse	10/31/09
138	Hanibal Thomas	vs. Army	10/09/04
138	Cornelius Bonner	vs. Houston	11/14/98
137	Anthony McClung	at Houston	11/23/13
137	D.J. Woods	vs. USF	10/22/10
136	Mardy Gilyard	at Hawai'i	12/06/08
136	Tom Rossley	vs. Miami (OH)	11/23/68
134	Kenbrell Thompkins	vs. Virginia Tech	09/29/12
134	Dominick Goodman	at Louisville	11/14/08
134	Mardy Gilyard	vs. SE Missouri St.	08/30/07
134	LaDaris Vann	at Army	09/08/01
133	Jim O'Brien	vs. North Texas State	11/01/69
132	Shaq Washington	at Houston	11/23/13
132	Dick Jarvis	vs. Tulsa	09/29/51
131	Deno Foster	at Miami (OH)	11/21/81
130	LaDaris Vann	vs. Louisville	10/27/01
130	Antonio Chatman	at Southern Miss.	10/23/99
130	Albert Sweet	vs. Ball State	10/16/93
129	Joe Hice	at Virginia Tech	09/06/86
128	Chad Plummer	at Army	09/19/98
128	Jon Olinger	vs. TCU	09/02/02
127	Sean Stewart	vs. Ball State	10/16/93
127	Dominick Goodman	vs. Connecticut	11/10/07
127	Marcus Barnett	at Syracuse	11/24/07
126	Bill Booze	vs. Louisville	09/11/82
125	Bill Davis	vs. Miami (OH)	09/26/87
124	Mekale McKay	at Rutgers	11/16/13
124	Deno Foster	at Temple	11/03/84
124	Marlon Pearce	vs. Rutgers	11/07/92
124	Bill Poland	at USF	11/19/05
124	Jim Kelly	at Miami (OH)	11/22/75
124	Tye Keith	vs. Tulane	10/06/01
124	Gene Johnson	vs. Miami (OH)	11/27/58
123	Shaq Washington	at Rutgers	11/16/13
123	Travis Kelce	vs. Duke	12/27/12
123	Glen Dillhoff	at Case-Western Rsrv.	11/01/52

Yds	Name	Opponent	Date
122	Damon Bryant	at Virginia Tech	10/19/91
120	Joe Koynock	at East Carolina	10/20/90
120	Jim O'Brien	vs. Wichita State	10/18/69
120	Joe Koynock	at West Virginia	10/13/90
120	Denny Jackson	at Tulsa	10/25/69
119	Mardy Gilyard	at Oklahoma	09/06/08
119	Antonio Chatman	at Wisconsin	09/16/00
119	Fred Oblak	at Tulsa	11/07/59
119	Cornelius Bonner	at Syracuse	10/10/98
119	Roosevelt Mukes	vs. Tennessee Tech	10/31/87
119	Fred Oblak	vs. Miami (OH)	11/17/60
118	Mardy Gilyard	at Pittsburgh	12/05/09
117	D.J. Woods	at Oregon State	09/19/09
117	Jim O'Brien	vs. Miami (OH)	11/23/68
117	Jason Stargell	vs. Temple	10/08/83
116	Marlon Pearce	at Kentucky	11/02/91
116	Jim O'Brien	at Texas Tech	09/21/68
115	Anthony McClung	at Rutgers	11/16/13
115	Armon Binns	at West Virginia	11/13/10
115	Armon Binns	vs. Miami (OH)	10/09/10
115	Anthony Ladd	vs. Syracuse	09/10/94
115	Jim O'Brien	vs. North Texas State	10/28/67
114	Kenbrell Thompkins	at USF	10/22/11
114	Mardy Gilyard	vs. Syracuse	11/29/08
114	Jim O'Brien	vs. Miami (OH)	11/18/67
113	Dick Jarvis	vs. West Texas State	10/27/51
112	Isaiah Pead	at Syracuse	11/26/11
112	Tye Keith	vs. Houston	10/07/00
111	DJ Woods	at Tennessee	09/10/11
111	Mardy Gilyard	vs. SEMO	09/12/09
111	LaDaris Vann	at Houston	10/09/99
111	Deno Foster	vs. Youngstown State	09/25/82
110	Anthony McClung	vs. Duke	12/27/12
110	Mardy Gilyard	vs. Pittsburgh	11/22/08
110	Tom Rossley	vs. Tulsa	10/26/68
110	Tom Rossley	at Tulsa	10/21/67
110	Bob Stratton	vs. Xavier	11/18/50
109	Dominick Goodman	vs. Western Michigan	01/06/07
109	Jim O'Brien	vs. Louisville	11/09/68
109	Connor Barwin	at Miami (OH)	09/15/07
108	Armon Binns	vs. Connecticut	11/07/09
108	Jim Kelly	at Kentucky	10/29/49
108	Tom Rossley	at Houston	10/04/68
108	Ed Ford	vs. Miami (OH)	11/26/66
107	Armon Binns	at Connecticut	11/27/10
107	LaDaris Vann	at East Carolina	11/13/99
106	Zeke Harden	at North Texas State	11/04/72
106	LaDaris Vann	at Ohio State	09/25/99
105	Antonio Chatman	vs. Louisville	11/06/99
105	Jim O'Brien	at Wichita State	10/19/68
104	Armon Binns	at Pittsburgh	12/05/09
104	Jason Collins-Baker	vs. Kent State	09/04/99
104	Cornelius Bonner	at Tulane	09/06/97
104	Harold Lee	vs. Louisville	11/20/76
103	Chris Moore	vs. Virginia Tech	12/27/14
103	Bill Davis	at West Virginia	10/17/87
103	LaDaris Vann	vs. East Carolina	11/10/01
103	Derick Ross	at Miami (OH)	09/27/03
103	Aaron Hagans	at Pittsburgh	10/13/79
103	Steve Cowan	vs. Xavier	10/09/71
102	Mardy Gilyard	vs. Illinois	11/27/09
102	Hanibal Thomas	vs. Marshall	12/23/04
102	LaDaris Vann	vs. Purdue	09/02/01
102	Tye Keith	at Houston	10/20/01

Yds	Name	Opponent	Date
101	Travis Kelce	vs. Fordham	10/12/12
101	Dominick Goodman	vs. Pittsburgh	11/22/08
101	Mardy Gilyard	vs. Eastern Kentucky	08/28/08
101	Bob Milner	vs. Louisville	11/12/66
101	Bill Davis	at East Carolina	10/10/87
101	Dominick Goodman	at San Diego State	09/29/07
100	Shaq Washington	vs. Virginia Tech	12/27/14
100	Chad Plummer	at Memphis	10/17/98
100	Steve Sanders	vs. Miami (OH)	09/26/87
100	Robert Tate	vs. Southern Miss.	10/07/95
100	Mardy Gilyard	at USF	11/03/07

# 2015 UNIVERSITY OF CINCINNATI FOOTBALL

## RECORDS

### RUSHING

#### GAME RECORDS

##### Rushing Attempts

1.	45	Steve Cowan vs. Ohio .....	1970
2.	41	DeMarco McCleskey vs. East Carolina .....	1998
3.	39	Lloyd Pate vs. Wichita State .....	1967
4.	37	Robert Cooper vs. Miami (OH) .....	1999
5.	36	Robert Cooper vs. Memphis .....	1999
	36	Daryl Royal vs. Miami (OH) .....	1996
	36	Reggie Taylor vs. Miami (OH) .....	1986
	36	David Small vs. Toledo .....	1993
9.	35	Reggie Harrison at Ohio .....	1973
	35	DeMarco McCleskey vs. Houston .....	1998

##### Rushing Yards

1.	306	Bob Hynes vs. Case Western Reserve .....	1923
2.	282	Daryl Royal vs. Miami (OH) .....	1996
3.	267	Clem Turner vs. Kansas State .....	1966
4.	266	Steve Cowan vs. Ohio .....	1970
5.	259	Reggie Taylor vs. Miami (OH) .....	1986
6.	238	Richard Hall vs. Miami (OH) .....	2004
7.	234	DeMarco McCleskey vs. East Carolina .....	1998
8.	233	David Small vs. Kent State .....	1992
9.	219	David Small vs. Middle Tennessee State .....	1991
10.	213	Isaiah Pead vs. Rutgers .....	2010

##### Rushing Touchdowns

1.	6	Ike Stewart vs. Transylvania .....	1912
	6	Bob Heuck vs. Transylvania .....	1912
3.	4	Isaiah Pead vs. Rutgers .....	2010
	4	DeMarco McCleskey vs. Arkansas State .....	1998
	4	DeMarco McCleskey vs. Houston .....	1998
	4	David Small vs. Houston .....	1993
	4	David Small vs. Kent State .....	1992

##### Three Backs with 100+ Yards in a Game

1970	vs. Xavier	Albert Johnson .....	130
		Dick James .....	119
		Steve Cowan .....	105

##### Two Backs with 100+ Yards in a Game

2014	at Tulane	Rod Moore .....	124
		Mike Boone .....	113
2003	vs. East Carolina	Derrick Eddington .....	138
		Richard Hall .....	117
1991	at Kent State	Vince Powell .....	121
		David Small .....	118
1991	at Louisville	Vince Powell .....	140
		David Small .....	111
1985	at Louisville	Reggie Taylor .....	126
		Robert Williams .....	100
1977	vs. Tulsa	Gus Tucker .....	143
		Bob Massong .....	101
1966	vs. Kansas State	Clem Turner .....	267
		Tony Jackson .....	118
1964	vs. Tulsa	Brig Owens .....	163
		Al Nelson .....	106

### SEASON RECORDS

#### Rushing Attempts

1.	315	DeMarco McCleskey .....	2002
2.	264	Reggie Taylor .....	1985
3.	256	Reggie Taylor .....	1986
4.	246	James Bettis .....	1981
5.	243	George Winn .....	2012
6.	239	Steve Cowan .....	1970
7.	237	Isaiah Pead .....	2011
8.	233	Allen Harvin .....	1978
9.	228	Robert Cooper .....	1999
10.	223	David Small .....	1993

#### Rushing Yards

1.	1,361	DeMarco McCleskey .....	2002
2.	1,334	George Winn .....	2012
3.	1,325	Reggie Taylor .....	1986
4.	1,283	Allen Harvin .....	1978
5.	1,259	Isaiah Pead .....	2011
6.	1,245	Robert Cooper .....	1999
7.	1,226	James Bettis .....	1981
8.	1,197	Steve Cowan .....	1970
9.	1,179	David Small .....	1993
10.	1,161	Allen Harvin .....	1982

#### Rushing Average (Minimum 50 Attempts)

1.	8.77	Dick Goist .....	1953
2.	7.62	Joe Miller .....	1953
3.	7.54	Jim Niemann .....	1954
4.	7.05	Roger Stephens .....	1947
5.	6.70	Isaiah Pead .....	2010
6.	6.60	Isaiah Pead .....	2010
7.	6.40	Mike Boone .....	2014
8.	6.34	Dolph Banks .....	1965
9.	6.09	Munchie Legaux .....	2012
	6.09	Leonard Cry .....	1987

#### Rushing Touchdowns

1.	17	David Small .....	1993
2.	15	DeMarco McCleskey .....	2002
3.	13	George Winn .....	2012
	13	Al Nelson .....	1964
5.	12	Isaiah Pead .....	2011
6.	11	DeMarco McCleskey .....	1998
	11	Reggie Taylor .....	1986
	11	Reggie Harrison .....	1972
	11	Joe Miller .....	1954
	11	Tony Kapetanis .....	1979

#### 100-Yard Games

1.	8	Reggie Taylor .....	1986
2.	7	James Bettis .....	1981
	7	Allen Harvin .....	1978
4.	6	George Winn .....	2012
	6	Isaiah Pead .....	2011
	6	DeMarco McCleskey .....	2002
	6	David Small .....	1991
	6	David Small .....	1993
	6	Reggie Taylor .....	1985
	6	James Bettis .....	1980

#### Consecutive 100-Yard Games

1.	5	Allen Harvin .....	1978
	5	James Bettis .....	1980
	5	Reggie Taylor .....	1986
	5	David Small .....	1993
5.	4	Al Nelson .....	1964
	4	Curtis Williams .....	1977
	4	James Bettis .....	1981
	4	Terry Strong .....	1990
	4	David Small .....	1991
	4	DeMarco McCleskey .....	1998

### CAREER RECORDS

#### Rushing Attempts

1.	876	Reggie Taylor .....	1983-86
2.	777	DeMarco McCleskey .....	1998, 2000-02
3.	630	David Small .....	1991-93
4.	593	Allen Harvin .....	1978-82
5.	561	Robert Cooper .....	1996-99
6.	545	Isaiah Pead .....	2008-11
7.	533	James Bettis .....	1978-81
8.	495	Al Johnson .....	1969-71
9.	484	Reggie Harrison .....	1971-73
10.	480	Al McKinney .....	1985-89

#### Rushing Yards

1.	4,242	Reggie Taylor .....	1983-86
2.	3,487	DeMarco McCleskey .....	1998, 2000-02
3.	3,288	Isaiah Pead .....	2008-11
4.	2,998	Allen Harvin .....	1978-82
5.	2,963	David Small .....	1991-93
6.	2,786	Robert Cooper .....	1996-99
7.	2,498	James Bettis .....	1978-81
8.	2,223	Al McKinney .....	1985-88
9.	2,197	Reggie Harrison .....	1971-73
10.	2,053	Richard Hall .....	2002-04

#### Rushing Average (Min. 150 Attempts)

1.	6.65	Roger Stephens .....	1946-48
2.	6.07	Dom Del Bene .....	1951-53
3.	6.00	Isaiah Pead .....	2008-11
4.	5.72	Joe Miller .....	1953-55
5.	5.52	Bill Bailey .....	1963-65
6.	5.33	George Winn .....	2009-12
7.	5.25	Jim Niemann .....	1954-56
8.	5.07	Joe Concilla .....	1951-53
9.	5.06	Allen Harvin .....	1978-82
10.	5.04	Daryl Royal .....	1994-97

#### Rushing Touchdowns

1.	37	DeMarco McCleskey .....	1998, 2000-02
2.	31	David Small .....	1991-93
3.	27	Isaiah Pead .....	2008-11
4.	25	Reggie Harrison .....	1971-73
5.	24	Reggie Taylor .....	1983-86
6.	22	Bob Heuck .....	1910-12
7.	21	Joe Concilla .....	1951-53
	21	Bradley Gatthaar .....	2004-07
9.	19	Tony Kapetanis .....	1977-79
10.	18	Al Johnson .....	1969-71

#### 100-Yard Games

1.	21	Reggie Taylor .....	1983-86
2.	14	DeMarco McCleskey .....	1998, 2000-02
	14	David Small .....	1991-93
4.	13	James Bettis .....	1978-81
5.	12	Allen Harvin .....	1978-82
6.	11	Isaiah Pead .....	2008-11
7.	9	Robert Cooper .....	1996-99
	9	Al McKinney .....	1985-88
9.	7	Steve Cowan .....	1970-72
	7	Reggie Harrison .....	1971-73
	7	Al Nelson .....	1962-64

#### 200-Yard Games

1.	4	David Small .....	1991-93
2.	2	Robert Cooper .....	1999

#### 300-Yard Games

1.	1	Bob Hynes .....	1923
----	---	-----------------	------

#### Longest Rush From Scrimmage

1.	91	Joe Miller vs. Xavier (TD) .....	1953
2.	80	Isaiah Pead vs. Miami (OH) (TD) .....	2010
	80	Allen Harvin vs. Miami (OH) .....	1982
	80	Art Bailey vs. Southern Miss (TD) .....	1977
	80	Bill Bailey vs. Kansas State (TD) .....	1965
	80	Dick Goist vs. William & Mary (TD) .....	1953
6.	79	Reggie Harrison vs. Louisville (TD) .....	1972
	79	Richard Hall vs. Miami (OH) .....	2004
8.	78	Reggie Harrison vs. Ohio (TD) .....	1971

**PASSING****GAME RECORDS****Passing Attempts**

1.	59	Deontey Kenner vs. Southern Miss.....	1999
2.	57	Gunner Kiel at Miami (Fla.) .....	2014
4.	56	Greg Cook vs. Ohio .....	1968
5.	53	Zach Collaros vs. USF .....	2010
6.	52	Ben Mauk vs. Southern Miss.....	2007
	52	Gino Guidugli vs. UAB.....	2004
	52	Gino Guidugli vs. Ohio State .....	2002
	52	Deontey Kenner vs. Ohio State .....	1999
	52	Greg Cook vs. Miami (OH) .....	1968

**Passing Completions**

1.	35	Deontey Kenner vs. Southern Miss.....	1999
	35	Greg Cook vs. Ohio .....	1968
3.	32	Tony Pike vs. Illinois.....	2009
4.	31	Gunner Kiel at Miami (Fla.) .....	2014
	31	Gino Guidugli vs. Army .....	2001
	31	Greg Cook vs. Miami (OH) .....	1968
7.	30	Zach Collaros vs. USF .....	2010
	30	Ben Mauk vs. Southern Miss.....	2007
	30	Gino Guidugli vs. USF .....	2004
	30	Danny McCoin vs. Virginia Tech .....	1986

**Passing Yards**

1.	554	Greg Cook vs. Ohio .....	1968
2.	480	Zach Collaros vs. Connecticut .....	2009
3.	463	Zach Collaros vs. USF .....	2010
4.	436	Gunner Kiel vs. East Carolina .....	2014
5.	431	Ben Mauk vs. Syracuse .....	2007
6.	418	Gunner Kiel vs. Toledo .....	2014
7.	407	Deontey Kenner vs. Southern Miss.....	1999
	407	Greg Cook vs. Miami (OH) .....	1968
9.	399	Tony Pike vs. Illinois.....	2009
	399	Danny McCoin vs. Miami (OH) .....	1987

**Passing Touchdowns**

1.	6	Gunner Kiel vs. Toledo .....	2014
	6	Tony Pike vs. Illinois.....	2009
2.	5	Zach Collaros at Louisville.....	2010
	5	Gino Guidugli vs. Southern Miss.....	2004
3.	4	20 times, last by Gunner Kiel vs. East Carolina.....	2014

**Pass Interceptions**

1.	6	Mike Shoemaker vs. Xavier .....	1972
2.	5	Paul Anderson at West Virginia .....	1990
	5	Eric Vibberts vs. Toledo .....	1995
	5	Gino Guidugli vs. North Texas State .....	2002
	5	Dustin Grutza at Miami (OH) .....	2005

**SEASON RECORDS****Passing Attempts**

1.	472	Gino Guidugli.....	2002
2.	425	Gino Guidugli.....	2003
3.	411	Greg Cook .....	1968
4.	390	Gunner Kiel.....	2014
5.	386	Ben Mauk .....	2007
6.	383	Zach Collaros .....	2010
7.	379	Deontey Kenner .....	1999
8.	369	Danny McCoin .....	1986
9.	360	Brendon Kay.....	2013
10.	350	Troy Bodine.....	1984

**Passing Completions**

1.	258	Gino Guidugli.....	2002
2.	247	Brendon Kay.....	2013
3.	237	Danny McCoin .....	1986
4.	235	Ben Mauk .....	2007
5.	233	Gunner Kiel.....	2014
6.	227	Gino Guidugli.....	2003
7.	225	Zach Collaros.....	2010

8.	219	Greg Cook .....	1968
9.	211	Tony Pike .....	2009
10.	210	Gino Guidugli.....	2004

**Passing Yards**

1.	3,543	Gino Guidugli.....	2002
2.	3,272	Greg Cook .....	1968
3.	3,254	Gunner Kiel .....	2014
4.	3,121	Brendon Kay.....	2013
	3,121	Ben Mauk .....	2007
6.	2,902	Zach Collaros.....	2010
7.	2,831	Danny McCoin .....	1986
8.	2,704	Gino Guidugli.....	2003
9.	2,633	Gino Guidugli.....	2004

**Passing Completion Percentage (Min. 100 Att.)**

1.	.750	Zach Collaros.....	2009
2.	.686	Brendon Kay.....	2013
3.	.642	Danny McCoin .....	1986
4.	.630	Brendon Kay.....	2012
5.	.626	Eric Vibberts .....	1994
6.	.624	Tony Pike .....	2009
7.	.614	Gino Guidugli.....	2004
	.614	Tony Pike .....	2008
9.	.609	Dustin Grutza .....	2006
	.609	Ben Mauk .....	2007

**Passing Yards per Completion (Min. 50 Completions)**

1.	18.74	Albert Johnson .....	1969
2.	16.22	Gene Rossi.....	1951
3.	15.59	Gene Rossi.....	1952
4.	15.42	Zach Collaros.....	2009
5.	15.07	Greg Cook .....	1967
6.	14.98	Mike Murphy .....	1954
7.	14.97	Tom O'Malley.....	1949
8.	14.94	Greg Cook .....	1968
9.	14.92	Brendon Kay.....	2012
10.	14.71	Gene Rossi.....	1950

**Passing Efficiency (Min. 100 Attempts)**

1.	195.53	Zach Collaros.....	2009
3.	163.07	Brendon Kay.....	2012
3.	155.50	Brendon Kay.....	2013
4.	151.85	Nick Davila.....	2006
5.	150.64	Ben Mauk .....	2007
6.	149.82	Tony Pike .....	2009
7.	149.74	Gene Rossi.....	1952
8.	149.39	Gunner Kiel .....	2014
	146.48	Gino Guidugli.....	2004
10.	139.67	Troy Bodine.....	1983

**Passing Touchdowns**

1.	31	Gunner Kiel.....	2014
	31	Ben Mauk .....	2007
3.	29	Tony Pike .....	2009
4.	26	Zach Collaros.....	2010
	26	Gino Guidugli.....	2004
6.	25	Greg Cook .....	1968
7.	22	Brendon Kay.....	2013
	22	Gino Guidugli.....	2002
9.	19	Tony Pike .....	2008
10.	17	Danny Barrett.....	1982

**Pass Interceptions**

1.	21	Gino Guidugli.....	2002
2.	20	Troy Bodine.....	1984
3.	19	Eric Vibberts .....	1995
4.	17	Greg Cook .....	1968
5.	16	Lance Harp .....	1992
6.	15	Deontey Kenner .....	1999
	15	Tom O'Malley.....	1949
	15	Gene Rossi.....	1951

**Passing Touchdown-Interception Margin**

1.	+23	Tony Pike .....	2009
2.	+22	Ben Mauk .....	2007
3.	+18	Gunner Kiel .....	2014
	+18	Gino Guidugli.....	2004
5.	+12	Zach Collaros.....	2010
6.	+8	Brendon Kay.....	2012
	+8	Tony Pike .....	2008
	+8	Greg Cook .....	1968

**CAREER RECORDS****Passing Attempts**

1.	1,556	Gino Guidugli.....	2001-04
2.	922	Deontey Kenner .....	1997-2000
3.	899	Danny McCoin .....	1984-87
4.	788	Lance Harp .....	1991-93
5.	682	Tony Pike .....	2007-09
6.	658	Danny Barrett.....	1980-82
7.	655	Greg Cook .....	1966-68
8.	646	Dustin Grutza .....	2005-08
9.	559	Troy Bodine.....	1983-84
10.	511	Zach Collaros.....	2008-10

**Passing Completions**

1.	880	Gino Guidugli.....	2001-04
2.	544	Danny McCoin .....	1984-87
3.	498	Deontey Kenner .....	1997-2000
4.	421	Tony Pike .....	2007-09
5.	397	Lance Harp .....	1991-93
6.	388	Dustin Grutza .....	2005-08
7.	352	Danny Barrett.....	1980-82
8.	332	Greg Cook .....	1966-68
9.	319	Zach Collaros.....	2008-10
10.	298	Troy Bodine.....	1983-84

**Completion Percentage (Min. 200 Att.)**

1.	.624	Zach Collaros.....	2008-10
2.	.617	Tony Pike .....	2007-09
3.	.609	Ben Mauk .....	2007
4.	.605	Danny McCoin .....	1984-87
5.	.601	Dustin Grutza .....	2005-08
6.	.597	Gunner Kiel .....	2014-
7.	.566	Gino Guidugli.....	2001-04
8.	.557	Eric Vibberts .....	1993-95
9.	.551	Jack Lee.....	1957-59
10.	.540	Deontey Kenner .....	1997-2000
	.540	Glenn Farkas .....	1987-90

**Passing Yards**

1.	11,453	Gino Guidugli.....	2001-04
2.	6,801	Danny McCoin .....	1984-87
3.	6,278	Deontey Kenner .....	1997-2000
4.	5,018	Tony Pike .....	2007-09
5.	4,906	Greg Cook .....	1966-68
6.	4,803	Lance Harp .....	1991-93
7.	4,476	Dustin Grutza .....	2005-078
8.	4,407	Danny Barrett.....	1979-82
9.	4,338	Zach Collaros.....	2008-10
10.	4,003	Gene Rossi.....	1950-52

**Passing Yards Per Completion (Min. 100 Comp.)**

1.	16.18	Mike Murphy .....	1953-55
2.	15.86	Albert Johnson .....	1969-71
3.	15.58	Gene Rossi.....	1949-52
4.	14.78	Greg Cook .....	1966-68
5.	14.38	Tom O'Malley.....	1947-49
6.	14.33	Brig Owens .....	1963-64
7.	13.96	Gunner Kiel.....	2014-
8.	13.84	Tony Kapetanias.....	1977-79
9.	13.82	Chad Plummer .....	1995-98
10.	13.59	Zach Collaros.....	2008-10

# 2015 UNIVERSITY OF CINCINNATI FOOTBALL

## RECORDS

### Touchdown Passes

1.	78	Gino Guidugli.....	2001-04
2.	49	Tony Pike .....	2007-09
3.	39	Danny McCoin .....	1984-87
4.	37	Gene Rossi.....	1949-52
5.	36	Zach Collaros.....	2008-10
6.	34	Greg Cook .....	1966-68
7.	31	Gunner Kiel.....	2014
	31	Ben Mauk .....	2007
	31	Deontey Kenner .....	1997-2000
10.	30	Tom O'Malley.....	1947-49

### Pass Interceptions

1.	48	Gino Guidugli.....	2001-04
2.	37	Deontey Kenner .....	1997-2000
	37	Danny Barrett.....	1979-82
4.	35	Greg Cook .....	1966-68
5.	34	Gene Rossi.....	1949-52
	34	Tony Kapetanis.....	1977-79
7.	33	Lance Harp .....	1991-93
8.	28	Troy Bodine.....	1983-84
	28	Henry Miller.....	1973-76
10.	27	Eric Vibberts .....	1993-95

### Passing Touchdown-Interception Margin

1.	+30	Gino Guidugli.....	2001-04
2.	+29	Tony Pike .....	2007-09
3.	+22	Ben Mauk .....	2007
4.	+20	Zach Collaros.....	2008-10
5.	+18	Gunner Kiel.....	2014-

### Consecutive 250+ Yard Passing Games

1.	8	Greg Cook .....	1968
2.	7	Brendon Kay.....	2013

### RECEIVING

#### GAME RECORDS

##### Receptions

1.	13	Tom Rossley vs. Wichita State.....	1968
	13	Jon Olinger vs. Miami (OH).....	2002
3.	12	Shaq Washington vs. USF .....	2014
	12	Armon Binns vs. USF .....	2010
	12	Mardy Gilyard vs. Connecticut.....	2009
	12	LaDaris Vann vs. Tulane .....	2002
	12	LaDaris Vann vs. Army .....	2001
	12	Zeke Harden vs. North Texas State.....	1972

##### Receiving Yards

1.	254	Tom Rossley vs. Louisville .....	1968
2.	240	Jon Olinger vs. Miami (OH).....	2002
3.	221	Chris Moore at Ohio State.....	2014
	212	Jim O'Brien vs. Ohio .....	1968
4.	210	Marcus Barnett vs. West Virginia.....	2007
5.	196	Jim O'Brien vs. Tampa .....	1968
6.	194	Jon Olinger at East Carolina .....	2002
7.	185	Marlon Pearce vs. Louisville.....	1992
8.	183	Marlon Pearce vs. East Carolina .....	1991
9.	177	Robert Tate at Kansas .....	1995
10.	175	Mekale McKay vs. Toledo.....	2014
	175	Armon Binns at Louisville .....	2010
	175	Hannibal Thomas vs. Miami (OH) .....	2004
	175	Marlon Pearce vs. Akron.....	1992

##### Receiving Touchdowns

1.	3	Chris Moore at Ohio State .....	2014
	3	Armon Binns at Louisville .....	2010
	3	Marcus Barnett vs. Syracuse .....	2007
	3	Hannibal Thomas vs. Southern Miss.....	2004
	3	Jon Olinger at East Carolina .....	2002
	3	Deno Foster at Louisville.....	1983
	3	Jim O'Brien vs. Tampa .....	1968

### Longest Pass Play

1.	95	Greg Cook to Tom Rossley vs. Louisville (TD) .....	1968
2.	91	Eric Vibberts to James Scott vs. East Carolina (TD) .....	1994
3.	83	Gunner Kiel to Chris Moore at Ohio State (TD) .....	2014
	83	Brendon Kay to Travis Kelce vs. Duke (TD) .....	2012
	83	Nick Davila to Brent Celek vs. Rutgers (TD).....	2006
6.	82	Eric Vibberts to Robert Tate vs. Kansas (TD) .....	1995
	82	Brig Owens to Errol Prisby vs. Dayton (TD) .....	1964
8.	81	Zach Collaros to Armon Binns at Syracuse (TD).....	2009
9.	80	Gunner Kiel to Mekale McKay vs. Memphis (TD) .....	2014
	80	Gino Guidugli to Hannibal Thomas vs. Southern Miss.....	2004
	80	Lance Harp to Marlon Pearce vs. Rutgers (TD) .....	1992
	80	Danny McCoin to Jason Stargel vs. Wichita State (TD) .....	1986
	80	Albert Johnson to Denny Jackson vs. Miami (OH) (TD).....	1969
	80	Ben Mauk to Marcus Barnett vs. San Diego State (TD) .....	2007

### SEASON RECORDS

#### Receptions

1.	87	Mardy Gilyard .....	2009
2.	84	Dominick Goodman .....	2008
3.	81	Mardy Gilyard .....	2008
4.	80	Tom Rossley .....	1968*
5.	75	Armon Binns .....	2010
	75	Shaq Washington .....	2013
6.	73	LaDaris Vann .....	2001
7.	71	LaDaris Vann .....	2002
8.	68	Dominick Goodman .....	2007
9.	66	Shaq Washington .....	2014
10.	64	Hannibal Thomas.....	2004

\*-10 game season

#### Receiving Yards

1.	1,276	Mardy Gilyard .....	2008
2.	1,191	Mardy Gilyard .....	2009
3.	1,114	Jon Olinger.....	2002
4.	1,107	Jim O'Brien.....	1968*
5.	1,101	Armon Binns .....	2010
6.	1,072	Tom Rossley .....	1968*
7.	1,028	Dominick Goodman.....	2008
	1,028	Hannibal Thomas.....	2004
9.	908	Anthony McClung.....	2013
10.	902	LaDaris Vann .....	2001

\*-10 game season

#### Yards Per Reception (Min. 20 Rec.)

1.	25.16	Jim O'Brien.....	1968*
2.	22.40	Chris Moore .....	2014
3.	21.75	Jason Stargel .....	1985
4.	21.25	Jason Stargel .....	1983
5.	21.04	Jim O'Brien.....	1969
6.	20.62	Jon Olinger.....	2002
7.	19.67	Aaron Hagans.....	1979
8.	19.48	Anthony Ladd.....	1996
8.	19.46	Robert Tate .....	1995
10.	19.41	Deno Foster .....	1981

\*-10 game season

#### Touchdown Receptions

1.	13	Marcus Barnett .....	2007
2.	12	Jim O'Brien.....	1968*
3.	11	Armon Binns .....	2009
	11	Mardy Gilyard .....	2009
	11	Mardy Gilyard .....	2008
6.	10	Armon Binns .....	2010
7.	9	Chris Moore .....	2013
	9	Hannibal Thomas.....	2004
	9	Jim Kelly.....	1950

\*-10 game season

### CAREER RECORDS

#### Receptions

1.	204	Mardy Gilyard .....	2005; 2007-09
	204	Dominick Goodman .....	2005-08
	204	LaDaris Vann .....	1999-2002
4.	159	D.J. Woods .....	2008-11
5.	150	Shaq Washington .....	2010-
6.	138	Armon Binns .....	2007-10
7.	135	Tye Keith .....	1999-2002
8.	127	Marcus Barnett .....	2007-10
9.	125	Marlon Pearce .....	1990-92
10.	117	Mardy Gilyard .....	2006-08

#### Receiving Yards

1.	3,003	Mardy Gilyard .....	2005; 2007-09
2.	2,512	Dominick Goodman .....	2005-08
3.	2,483	LaDaris Vann .....	1999-2002
4.	2,285	Jim O'Brien.....	1967-69
5.	2,156	D.J. Woods .....	2008-11
6.	2,096	Marlon Pearce .....	1990-92
7.	2,088	Jason Stargel .....	1982-86
8.	2,008	Armon Binns .....	2007-10
9.	1,849	Deno Foster .....	1981-84
10.	1,832	Tye Keith .....	1999-2002

#### Yards Per Reception (Min. 50 Rec.)

1.	21.9	Jim O'Brien.....	1967-69
2.	20.2	Mekale McKay .....	2013-
3.	19.7	Jason Stargel .....	1982-86
4.	18.7	Jon Olinger.....	1999-2002
5.	18.4	Glen Dillhoff .....	1951-54
6.	18.1	Chris Moore .....	2012-
	18.1	Denny Jackson.....	1968-69
8.	17.1	Deno Foster .....	1981-84
9.	16.9	Dick Jarvis .....	1950-51
10.	16.7	Marlon Pearce .....	1990-92

#### Touchdown Receptions

1.	25	Mardy Gilyard .....	2005; 2007-09
2.	22	Dominick Goodman .....	2005-08
3.	21	Armon Binns .....	2007-10
	21	Jim O'Brien.....	1967-69
5.	19	Chris Moore .....	2012-
6.	17	Marcus Barnett .....	2007-10
	17	Deno Foster .....	1981-84
8.	15	Mekale McKay .....	2013-

#### Consecutive Games With A Reception

1.	46	LaDaris Vann .....	1999-2002
2.	33	Jason Stargel .....	1982-86
3.	32	Dominick Goodman .....	2005-08
4.	27	Tye Keith .....	2000-02
5.	26	Shaq Washington .....	2010-
	26	Jon Olinger.....	2001-02



**ALL-PURPOSE YARDS (Rushing, Receiving and Returns)**

Game		
1.	381	Mardy Gilyard at Pittsburgh.....2009
2.	365	Mardy Gilyard at Oklahoma.....2008
3.	333	Robert Tate at Kansas .....1995
4.	316	Robert Tate vs. Toledo .....1995
5.	306	Bob Hynes vs. Case-Western Reserve.....1923
6.	303	Mardy Gilyard vs. Connecticut.....2009
7.	294	Clem Turner vs. Kansas State.....1966
8.	291	D.J. Woods vs. Rutgers.....2010
	288	Reggie Taylor vs. Miami (OH).....1986
10.	283	D.J. Woods, vs. Oklahoma .....2010
	283	LaDaris Vann at East Carolina.....1999

**Season**

1.	2,690	Mardy Gilyard.....2009
2.	2,280	Mardy Gilyard.....2008
3.	1,859	D.J. Woods .....2010
4.	1,729	DeMarco McCleskey .....2002
5.	1,685	Robert Tate.....1995
6.	1,652	Isaiah Pead.....2011
7.	1,643	Reggie Taylor.....1986
8.	1,572	Roger Stephens.....1947
9.	1,471	Reggie Taylor .....1985
10.	1,461	Allen Harvin.....1978

**Career**

1.	5,945	Mardy Gilyard.....2005-09
2.	5,322	Reggie Taylor.....1983-86
3.	4,113	DeMarco McCleskey .....1998, 2000-02
4.	4,104	Isaiah Pead.....2008-11
5.	4,036	Al McKinney.....1985-88
6.	3,738	Dominick Goodman .....2005-08
7.	3,663	Allen Harvin.....1978-82
8.	3,542	Robert Cooper.....1996-99
9.	3,405	DJ Woods .....2008-11
10.	3,308	Robert Tate.....1993-96

**TOTAL OFFENSE (Rushing and Passing)****GAME RECORDS****Total Plays**

1.	65	Zach Collaros vs. Connecticut .....2010
2.	64	Ben Mauk vs. Southern Miss.....2007
	64	Greg Cook vs. Ohio .....1968
4.	63	Zach Collaros vs. USF.....2010
5.	62	Deontey Kenner at Southern Miss.....1999
6.	60	Deontey Kenner at Ohio State.....1999
7.	59	Gino Guidugli vs. UAB.....2004
8.	58	Gino Guidugli vs. Ohio State .....2002
	58	Deontey Kenner vs. Troy.....1999
10.	59	Zach Collaros at Fresno State .....2010

**Total Yards**

1.	555	Zach Collaros vs. Connecticut .....2009
2.	525	Greg Cook vs. Ohio .....1968
3.	490	Zach Collaros vs. USF.....2010
4.	436	Ben Mauk vs. Syracuse.....2007
5.	426	Deontey Kenner at Southern Miss.....1999
6.	410	Zach Collaros at USF.....2011
7.	412	Bob Hynes vs. Case-Western Reserve.....1923
8.	407	Deontey Kenner at Ohio State.....1999
9.	404	Gino Guidugli vs. Louisville .....2003
10.	403	Munchie Legaux vs. Virginia Tech.....2012

**SEASON RECORDS****Total Plays**

1.	541	Gino Guidugli.....2002
2.	507	Greg Cook .....1968
3.	504	Zach Collaros.....2011
4.	501	Gino Guidugli.....2003
5.	486	Ben Mauk .....2007
6.	453	Gunner Kiel.....2014

7.	439	Danny McCoin .....1986
8.	433	Deontey Kenner .....1999
9.	413	Troy Bodine.....1984
10.	398	Danny Barrett.....1982

**Total Yards**

1.	3,570	Gino Guidugli.....2002
2.	3,498	Ben Mauk .....2008
3.	3,396	Gunner Kiel.....2014
4.	3,210	Greg Cook .....1968
5.	3,104	Zach Collaros .....2011
6.	2,870	Gino Guidugli.....2003
7.	2,723	Gino Guidugli.....2004
8.	2,642	Deontey Kenner .....1999
9.	2,585	Danny McCoin .....1986
10.	2,498	Gino Guidugli.....2001

**CAREER RECORDS****Total Plays**

1.	1,791	Gino Guidugli.....2001-04
2.	1,091	Danny McCoin .....1984-87
3.	1,051	Zach Collaros.....2008-11
4.	1,035	Deontey Kenner .....1997-2000
5.	955	Lance Harp .....1991-93
6.	892	Danny Barrett.....1979-82
7.	869	Dustin Grutza.....2005-08
8.	876	Reggie Taylor .....1983-86
9.	849	Albert Johnson .....1968-71
10.	822	Greg Cook .....1966-68

**Total Yards**

1.	11,661	Gino Guidugli.....2001-04
2.	7,087	Zach Collaros.....2008-11
3.	6,558	Deontey Kenner .....1997-2000
4.	6,210	Danny McCoin .....1984-87
5.	5,018	Tony Pike .....2007-09
6.	4,909	Lance Harp .....1991-93
7.	4,760	Greg Cook .....1965-68
8.	4,476	Dustin Grutza.....2005-08
9.	4,287	Danny Barrett.....1979-82
10.	4,279	Chad Plummer .....1995-98

**SCORING****GAME RECORDS****Total Points**

1.	51	Ike Stewart vs. Transylvania.....1912
2.	36	Bob Heuck vs. Transylvania.....1912
3.	25	Jim O'Brien vs. Louisville .....1968

**Touchdowns**

1.	8	Ike Stewart vs. Transylvania.....1912
2.	6	Bob Heuck vs. Transylvania.....1912
3.	5	Isaiah Pead vs. Rutgers .....2010
	4	DeMarco McCleskey at Arkansas State .....1998
	4	DeMarco McCleskey vs. Houston .....1998
	4	David Small vs. Houston .....1993
	4	David Small vs. Kent State .....1993

**Extra Points Made**

1.	12	Alonzo Weiss vs. Transylvania.....1912
2.	9	Jacob Rogers vs. Rutgers.....2010
	9	Steve Schultz vs. Louisiana-Monroe .....1977
4.	7	Tony Miliano vs. Miami (OH).....2012
	7	Tony Miliano vs. Austin Peay .....2011
	7	Tony Miliano vs. Akron .....2011
	7	Jake Rogers vs. San Diego State.....2007
	7	Jake Rogers vs. Syracuse .....2007
	7	Kevin Lovell at Southern Miss.....2004
	7	Jonathan Ruffin at Miami (OH) .....1999
	7	Phil Insalaco vs. Austin Peay .....1988

**Field Goals Made**

1.	4	Tony Miliano at Pittsburgh.....2011
2.	4	Jacob Rogers vs. Connecticut .....2009
4.	4	Kevin Lovell at Connecticut .....2006
4.	4	Chris Manfredini vs. Louisville .....2003
4.	4	Jonathan Ruffin at Hawai'i.....2002
4.	4	Jonathan Ruffin at Tulane .....2000
4.	4	Jonathan Ruffin vs. UAB.....2000
4.	4	Phil Insalaco vs. Indiana State.....1988
4.	4	Steve Schultz vs. Vanderbilt .....1976

**SEASON RECORDS****Total Points**

1.	142	Jim O'Brien.....1968
2.	104	Jonathan Ruffin .....2000
3.	102	Tony Miliano.....2012
	102	Jacob Rogers.....2009
	102	DeMarco McCleskey .....2002
	102	David Small .....1993
7.	101	Jonathan Ruffin .....2002
8.	100	Andrew Gantz.....2014
9.	98	Tony Miliano.....2011
10.	90	Isaiah Pead.....2011
	90	Ed Kovac .....1959

**Touchdowns**

1.	17	DeMarco McCleskey.....2002
	17	David Small .....1993
3.	15	Isaiah Pead.....2011
	15	Ed Kovac .....1959
5.	14	Marcus Barnett .....2007
6.	13	George Winn.....2012
	13	Mardy Gilyard .....2009
	13	Mardy Gilyard .....2008
	13	Al Nelson .....1964
10.	12	David Small .....1992
	12	Jim O'Brien.....1968

**Extra Points Made**

1.	63	Jacob Rogers.....2009
2.	52	Andrew Gantz.....2014
3.	51	Tony Miliano.....2012
	51	Jacob Rogers.....2007
5.	47	Tony Miliano.....2011
6.	44	Jonathan Ruffin .....2002
7.	39	Kevin Lovell .....2004
8.	38	Jacob Rogers.....2010
9.	36	Jonathan Ruffin .....2001
10.	34	Jacob Rogers.....2008

**Extra Points Attempted**

1.	68	Jacob Rogers.....2009
2.	54	Andrew Gantz.....2014
	54	Jacob Rogers.....2007
4.	53	Tony Miliano.....2012
5.	50	Tony Miliano.....2011
6.	46	Jonathan Ruffin .....2002
7.	40	Jacob Rogers.....2010
	40	Kevin Lovell .....2004
9.	39	Ralph Pisanelli .....1952

**Extra Point Percentage (min. 20 att.)**

1.	1.000	Mike Morton (21-of-21).....1983
	1.000	Robert Barone (22-of-22).....1985
	1.000	Steve Schultz (24-of-24).....1976
	1.000	Phil Insalaco (26-of-26).....1987
	1.000	Eric Richards (26-of-26).....1996
	1.000	Jonathan Ruffin (36-of-36).....2001
	1.000	Kevin Lovell (28-of-28).....2006
8.	.975	Kevin Lovell (39-of-40).....2004
9.	.964	Eric Richards (27-of-28).....1995
10.	.962	Andrew Gantz (52-of-54).....2014

# 2015 UNIVERSITY OF CINCINNATI FOOTBALL

## RECORDS

### Field Goals Made

1.	26	Jonathan Ruffin	2000
2.	19	Jonathan Ruffin	2002
3.	18	Kevin Lovell	2006
4.	17	Tony Miliano	2012
	17	Tony Miliano	2011
	17	Tom Dallen	1993
7.	16	Andrew Gantz	2014
	16	Jacob Rogers	2008
	16	Eric Richards	1995
10.	15	Dan Shepherd	1975

### Field Goals Attempted

1.	29	Jonathan Ruffin	2000
2.	28	Steve Schultz	1976
3.	25	Tony Miliano	2011
	25	Jim O'Brien	1968
5.	24	Eric Richards	1995
6.	23	Jake Rogers	2008
	23	Kevin Lovell	2006
8.	22	Tony Miliano	2012
	22	Jonathan Ruffin	2002
	22	Tom Dallen	1993
	22	Dan Shepherd	1975

### Field Goal Percentage

1.	.909	Chris Manfredini (10-of-11)	2003
2.	.897	Jonathan Ruffin (26-of-29)	2000
3.	.864	Jonathan Ruffin (19-of-22)	2002
4.	.800	Andrew Gantz (16-of-20)	2014
5.	.786	Jacob Rogers (11-of-14)	2010
	.786	Steve Schultz (11-of-14)	1978

### Consecutive Games with a Field Goal

1.	11	Jonathan Ruffin	2000
2.	10	David Rowe	1991
3.	8	Jonathan Ruffin	2002
4.	7	Jonathan Ruffin	2001
	7	Jim Fogler	1982
	7	Eric Richards	1996

### Points Scored By Kicking

1.	104	Jonathan Ruffin	2000
2.	102	Tony Miliano	2012
	102	Jacob Rogers	2009
	101	Jonathan Ruffin	2002
5.	100	Andrew Gantz	2000
6.	98	Tony Miliano	2011
7.	84	Jake Rogers	2007
	84	Tom Dallen	1993
9.	82	Jake Rogers	2008
	82	Kevin Lovell	2006

### CAREER RECORDS

#### Total Points

1.	339	Jacob Rogers	2007-10
2.	315	Jonathan Ruffin	1999-2002
3.	248	DeMarco McCleskey	1998, 2000-02
4.	247	Jim O'Brien	1967-69
5.	203	Steve Schultz	1976-79
6.	202	Eric Richards	1994-97
7.	200	Tony Miliano	2011-pres.
8.	198	Isaiah Pead	2008-11
	198	David Small	1991-93
10.	184	Kevin Lovell	2004-06

#### Touchdowns

1.	41	DeMarco McCleskey	1998, 2000-02
2.	33	David Small	1991-93
3.	27	Reggie Harrison	1971-73
4.	33	Isaiah Pead	2008-11
5.	31	Mardy Gilyard	2005-09

6.	26	Reggie Taylor	1983-86
	26	Bob Heuck	1910-12
8.	22	Dominick Goodman	2005-08
9.	21	Armon Binns	2007-10
	21	Jim O'Brien	1967-69
	21	Joe Morrison	1956-58
	21	Joe Concilla	1951-53
	21	Bradley Glatthaar	2004-07

### Extra Points Made

1.	186	Jacob Rogers	2007-10
	129	Jonathan Ruffin	1999-2002
3.	98	Tony Miliano	2011-pres.
	98	Steve Schultz	1976-79
5.	85	Kevin Lovell	2004-06
6.	79	Eric Richards	1994-97
7.	76	Phil Insalaco	1986-88
8.	61	Jim O'Brien	1967-69
9.	52	Andrew Gantz	2014-
10.	51	Tom Dallen	1993-94

### Extra Points Attempted

1.	195	Jacob Rogers	2007-10
2.	134	Jonathan Ruffin	1999-2002
3.	103	Tony Miliano	2011-pres.
	103	Steve Schultz	1976-79
5.	86	Kevin Lovell	2004-06
6.	81	Eric Richards	1994-97
7.	79	Phil Insalaco	1986-88
8.	68	Jim O'Brien	1967-69
9.	66	Ralph Pisanelli	1952-53
10.	54	Andrew Gantz	2014-
	54	Jim Fogler	1981-82

### Extra Point Percentage (Min. 30 Att.)

1.	.988	Kevin Lovell (85-of-86)	2004-06
2.	.978	Eric Richards (89-of-91)	1994-97
3.	.974	Mike Morton (37-of-38)	1983-84
4.	.963	Jonathan Ruffin (129-of-134)	1999-2002
5.	.962	Andrew Gantz (52-of-54)	2014-
	.962	Tom Dallen (51-of-53)	1993-94
	.962	Phil Insalaco (76-of-79)	1986-88

### Consecutive Extra Points Made

1.	82	Kevin Lovell	2004-06
2.	65	Jonathan Ruffin	2000-2002
3.	64	Jacob Rogers	2008-09
4.	63	Eric Richards	1994-97
5.	38	Phil Insalaco	1986-88
6.	37	Jacob Rogers	2007
7.	36	Mike Morton	1983-84
8.	35	Tony Miliano	2012
	35	Jacob Rogers	2009
10.	31	Andrew Gantz	2014

### Field Goals Made

1.	62	Jonathan Ruffin	1999-2002
2.	51	Jacob Rogers	2007-10
3.	41	Eric Richards	1994-97
4.	35	Steve Schultz	1976-79
5.	34	Tony Miliano	2011-pres.
6.	33	Kevin Lovell	2004-06
7.	28	Phil Insalaco	1986-88
8.	25	Dan Shepherd	1973-75
9.	23	Tom Dallen	1993-94
10.	21	Jim Fogler	1981-82

### Field Goals Attempted

1.	79	Jonathan Ruffin	1999-2002
2.	75	Jacob Rogers	2007-10
3.	68	Steve Schultz	1976-79
4.	62	Eric Richards	1994-97

5.	47	Tony Miliano	2011-pres.
	47	Kevin Lovell	2004-06
7.	44	Jim O'Brien	1967-69
8.	42	Jake Rogers	2007-08
9.	41	Phil Insalaco	1986-88
	41	Sal Casola	1972-73

### Field Goal Percentage

1.	.800	Andrew Gantz (16-of-20)	2014-
	.785	Jonathan Ruffin (62-of-79)	1999-2002
2.	.731	David Rowe (19-of-26)	1990-91
3.	.723	Tony Miliano (34-of-47)	2011-14
4.	.714	Dan Shepherd (25-of-35)	1973-75
5.	.702	Kevin Lovell (33-of-47)	2004-06
6.	.683	Phil Insalaco (28-of-41)	1986-88
7.	.680	Jacob Rogers (51-of-75)	2007-10
9.	.677	Jim Fogler (21-of-31)	1981-83
10.	.676	Tom Dallen (23-of-34)	1993-94

### Consecutive Field Goals Made

1.	13	Jake Rogers	2007-08
	13	Jonathan Ruffin	2002
3.	12	Andrew Gantz	2012
	12	Jonathan Ruffin	2000
5.	11	Kevin Lovell	2006
6.	8	Jonathan Ruffin	2001
	8	Eric Richards	1997
8.	7	Jonathan Ruffin	2000
	7	Phil Insalaco	1987
	7	Kevin Lovell	2005-06

### Points Scored By Kicking

1.	339	Jacob Rogers	2007-10
2.	315	Jonathan Ruffin	1999-2002
3.	203	Steve Schultz	1976-79
4.	202	Eric Richards	1994-97
5.	200	Tony Miliano	2011-pres.
6.	184	Kevin Lovell	2004-06
7.	160	Phil Insalaco	1986-88
8.	121	Jim O'Brien	1967-69
9.	120	Tom Dallen	1993-94
10.	114	Dan Shepherd	1973-75

### Consecutive Games Scored In

1.	47	Jonathan Ruffin	1999-2002
2.	37	Jacob Rogers	2007-10
3.	26	Tony Miliano	2011-pres.
4.	24	Jim O'Brien	1968-69
5.	19	Eric Richards	1996-97

### Longest Field Goals Made

1.	58	Jon Bacon vs. Miami (OH)	1994
2.	55	Jake Rogers vs. Oregon State	2007
3.	54	Jake Rogers at Connecticut	2008
	54	Dan Shepherd vs. Tulsa	1975
5.	53	Jake Rogers at Hawaii'i	2008
	53	Sal Casola vs. Memphis	1973
7.	51	Steve Schultz vs. Miami (OH)	1976
8.	50	Jake Rogers vs. Rutgers	2008
	50	Eric Richards vs. Southern Miss.	1997
	50	Phil Insalaco vs. Miami (OH)	1988

### PUNTING

#### GAME RECORDS

##### Punts

1.	13	Phil Peckich at Pittsburgh	1981
2.	12	Steve Smith at Louisville	1996
	12	Steve Smith at Virginia Tech	1995
	12	Mike Connell at Arizona State	1976
	12	Don McMillan at Tulsa	1946

**Punting Yards**

1.	510	Steve Smith at Louisville.....	1996
2.	502	Mike Connell vs. Arizona State .....	1976
3.	460	Clem Fennell at North Texas State .....	1970
4.	456	Doug Johnson at Boston College .....	1997
5.	452	Steve Smith at Virginia Tech.....	1995

**Punting Average**

1.	59.7	Pat O'Donnell vs. NC State (3 punts) .....	2011
	59.7	Kevin Huber vs. Marshall (3 punts) .....	2007
3.	57.5	John Lloyd vs. USF (2 punts) .....	2013
	55.0	John Lloyd vs. Temple (2 punts) .....	2012
5.	54.0	Adam Wulfeck vs. Miami (OH) (2 punts) .....	1999

**Longest Punts**

1.	78	Mike Connell vs. Louisiana-Lafayette .....	1976
2.	76	Pat O'Donnell vs. NC State .....	2011
	75	Clem Fennell at Louisville .....	1971
4.	72	Doug Johnson vs. Memphis.....	1997
5.	69	Adam Wulfeck at Army .....	2001
6.	68	Jeff Blaylock at Tulsa.....	1993
7.	67	Shaun Burdick vs. Virginia Tech .....	1985
8.	67	Dave Ritchie at Houston .....	1959
9.	66	Brig Owens vs. Tulsa .....	1964
10.	65	Pat O'Donnell vs. USF .....	2012
	65	Chet Ervin vs. Louisville.....	2005
	65	Adam Wulfeck vs. Syracuse .....	2000

**SEASON RECORDS****Punts**

1.	80	Phil Peckich .....	1981
2.	77	Jeff West .....	1974
3.	73	Jeff Jones .....	1990
4.	72	Mike Connell.....	1976
5.	71	Clem Fennell.....	1972
6.	70	Benny Rhoads .....	1969
	70	Clem Fennell.....	1970
	70	Brian Steel.....	2006
9.	69	Jeff Jones .....	1989
10.	68	Steve Smith .....	1996
	68	Shaun Burdick.....	1983

**Punting Yards**

1.	3,192	Jeff West.....	1974
2.	3,155	Phil Peckich .....	1981
3.	3,095	Mike Connell.....	1976
4.	2,821	Jeff Jones .....	1990
5.	2,800	Adam Wulfeck.....	2001
6.	2,795	Steve Smith .....	1996
7.	2,767	Clem Fennell.....	1972
8.	2,760	Pat O'Donnell .....	2011
9.	2,715	Brian Steel.....	2006
10.	2,703	Benny Rhoads .....	1969

**Punting Average (Min. 25 Punts)**

1.	46.90	Kevin Huber .....	2007
2.	45.00	Kevin Huber .....	2008
3.	43.80	Pat O'Donnell .....	2011
4.	43.75	Adam Wulfeck.....	2001
5.	42.99	Mike Connell.....	1976
6.	42.85	Mike Connell.....	1977
7.	42.70	John Lloyd.....	2013
	42.53	Jeff West.....	1973
9.	42.47	Benny Rhoads .....	1968
10.	42.20	Adam Wulfeck .....	1999

**CAREER RECORDS****Punts**

1.	241	Chet Ervin .....	2002-05
2.	236	Jeff Blaylock .....	1991-94
3.	235	Shaun Burdick.....	1983-86
4.	216	Jeff Jones .....	1987-90

5.	214	Adam Wulfeck.....	1998-2001
6.	205	Phil Peckich .....	1978-82
7.	204	Clem Fennell.....	1970-72
8.	194	Mike Connell.....	1974-77
9.	174	Pat O'Donnell .....	2010-12
10.	143	Tom O'Malley.....	1947-49

**Punting Yards**

1.	9,446	Chet Ervin .....	2002-05
2.	9,244	Shaun Burdick .....	1983-86
3.	9,008	Adam Wulfeck .....	1998-2001
4.	8,711	Jeff Blaylock .....	1991-94
5.	8,247	Mike Connell.....	1974-77
6.	8,180	Jeff Jones .....	1987-90
7.	8,005	Phil Peckich .....	1978-82
8.	7,824	Clem Fennell.....	1970-72
9.	7,405	Pat O'Donnell .....	2010-12
10.	5,684	Kevin Huber .....	2005-08

**Punting Average (Min. 50 Punts)**

1.	45.47	Kevin Huber .....	2005-08
2.	42.60	Pat O'Donnell .....	2010-12
3.	42.51	Mike Connell.....	1974-77
4.	42.05	Adam Wulfeck .....	1998-2001
5.	41.90	Jeff West .....	1973-74
6.	41.09	Doug Johnson .....	1996-97
7.	40.12	Benny Rhoads .....	1967-69
8.	39.52	Steve Smith .....	1995-96
9.	39.36	Jim Niemann .....	1954-56
10.	39.34	Shaun Burdick .....	1983-86

**RETURNS****GAME RECORDS****Kickoff Returns**

1.	8	Mardy Gilyard at Pittsburgh.....	2009
	8	LaDaris Vann vs. East Carolina.....	1999
2.	7	Antonio Chatman vs. Indiana.....	2000
	7	Donald McKnight vs. Syracuse .....	1998
	7	Lloyd Pate vs. Houston.....	1968

**Kickoff Return Yards**

1.	256	Mardy Gilyard at Pittsburgh.....	2009
2.	246	Mardy Gilyard at Oklahoma .....	2008
3.	218	Roger Stephens vs. Dayton.....	1947
4.	207	Mardy Gilyard vs. Florida.....	2010
5.	192	Keith Jenkins vs. Houston .....	1975

**Kickoff Returns For Touchdowns**

1.	1	Accomplished 21 times last by Abernathy IV vs. Vanderbilt (2011)
----	---	---------------------------------------------------------------------

**Longest Kickoff Return**

1.	100	Darrin Williams vs. SEMO (TD) .....	2009
	100	Mardy Gilyard at West Virginia (TD) .....	2008
	100	Walter Heuck vs. Denison (TD) .....	1910
3.	99	Mardy Gilyard at Pittsburgh (TD) .....	2009
	99	Keith Jenkins vs. Houston (TD) .....	1975

**Punt Returns**

1.	7	Mike Daniels vs. Western Carolina .....	2005
	7	Tinker Keck vs. Kansas .....	1997
	7	Charley Bland vs. Villanova .....	1973

**Punt Return Yards**

1.	161	Gene Gibson vs. Ohio .....	1949
2.	122	Tinker Keck vs. Louisville.....	1997
3.	103	Gene Gibson vs. Western Michigan .....	1949
4.	98	Errol Prisyb vs. North Texas State.....	1963
5.	97	Tinker Keck vs. Miami (OH).....	1997

**Punt Return Touchdowns**

1.	2	Tinker Keck vs. Louisville.....	1997
	2	Gene Gibson vs. Ohio.....	1949
2.	1	Accomplished 25 times	

**Longest Punt Return**

1.	98	Errol Prisyb vs. North Texas State (TD) .....	1963
2.	85	Dom Del Bene vs. Hardin-Simmons (TD) .....	1951
3.	84	Joe Morrison vs. Marquette (TD) .....	1956
4.	78	Tinker Keck vs. Louisville (TD) .....	1997
	78	Tony Jackson vs. Dayton (TD) .....	1967

**SEASON RECORDS****Kickoff Returns**

1.	42	Mardy Gilyard .....	2009
2.	39	Ralph David Abernathy IV .....	2011
3.	36	Mardy Gilyard .....	2008
4.	33	Donald McKnight .....	1998
5.	32	Ralph David Abernathy IV .....	2012
6.	31	Dwayne Hunter .....	1987
7.	29	Bobby Brown .....	1989
	29	Russell Cooper.....	1980
9.	24	Antonio Chatman .....	2000
	24	Ralph Williams.....	1979

**Kickoff Return Yards**

1.	1,281	Mardy Gilyard .....	2009
2.	1,034	Ralph David Abernathy IV .....	2011
3.	994	Mardy Gilyard .....	2008
4.	801	Ralph David Abernathy IV .....	2012
5.	652	Russell Cooper.....	1980
6.	647	Donald McKnight .....	1998
7.	611	Dwayne Hunter .....	1987
8.	603	Bobby Brown .....	1989
9.	541	Dominick Goodman .....	2006
10.	515	Robert Tate .....	1995

**Kickoff Return Average (Min. 1.5 KOR/G)**

1.	34.33	Robert Tate .....	1995
2.	31.50	Chris Hewitt.....	1993
3.	30.50	Mardy Gilyard .....	2009
4.	29.13	Keith Jenkins .....	1975
5.	27.73	Tom Marvaso.....	1974

**Kickoff Returns For Touchdowns**

1.	2	Mardy Gilyard .....	2008
----	---	---------------------	------

**Punt Returns**

1.	38	Tinker Keck .....	1997
	38	Charley Bland .....	1973
3.	37	Tom Marvaso .....	1975
4.	36	Tye Keith .....	2002
5.	35	LaDaris Vann .....	2001
6.	34	Tom Marvaso .....	1974
7.	31	Keith Jenkins .....	1976
8.	30	Bill Davis .....	1988
9.	29	Lamont Patterson.....	1982
10.	28	Tinker Keck .....	1999
	28	Robert Tate .....	1995

**Punt Return Yards**

1.	577	Tinker Keck .....	1997
2.	438	Gene Gibson .....	1949
3.	342	Tom Marvaso .....	1974
4.	322	Gene Gibson .....	1950
5.	302	Charley Bland .....	1973
6.	289	LaDaris Vann .....	2001
7.	280	Tye Keith .....	2002
8.	274	Keith Jenkins .....	1976
9.	252	Robert Tate .....	1996
10.	240	Robert Tate .....	1995

# 2015 UNIVERSITY OF CINCINNATI FOOTBALL

## RECORDS

### Punt Return Average (Min. 10 Returns)

1.	20.86	Gene Gibson	1949
2.	20.12	Gene Gibson	1950
3.	19.82	Jack Delaney	1951
4.	17.36	Billy Hunter	1972
5.	16.23	Dom Del Bene	1951

### Punt Return Touchdowns

1.	4	Tinker Keck	1997
2.	3	Gene Gibson	1949
3.	2	Tom Marvaso	1974
	2	Joe Morrison	1956
	2	Gene Gibson	1949
6.	1	Accomplished 17 times	

### CAREER RECORDS

#### Kickoff Returns

1.	93	Mardy Gilyard	2005-09
2.	87	Ralph David Abernathy IV	2011-14
3.	62	Brian Jenkins	1990-93
4.	55	Dominick Goodman	2005-07
5.	50	Lloyd Pate	1966-68
6.	49	Al McKinney	1985-88
7.	44	Joe Abrams	1988-92
8.	41	Robert Tate	1993-96
	41	Bobby Brown	1989-90
10.	39	Donald McKnight	1995-98

#### Kickoff Returns Yards

1.	2,657	Mardy Gilyard	2005-09
2.	2,186	Ralph David Abernathy IV	2011-14
3.	1,506	Brian Jenkins	1990-93
4.	1,199	Dominick Goodman	2005-07
5.	1,083	Robert Tate	1993-96
6.	994	Lloyd Pate	1966-68
7.	985	Al McKinney	1985-88
8.	870	Joe Abrams	1988-92
	837	Dick James	1970-72
10.	823	Bobby Brown	1989-90

#### Kickoff Returns Average (Min. 25 KOR)

1.	28.60	Mardy Gilyard	2005-09
2.	28.54	Chris Hewitt	1993-95
3.	26.41	Robert Tate	1993-95
4.	25.10	Ralph David Abernathy IV	2011-14
5.	24.73	Mel Riggins	1970-71

#### Kickoff Returns For Touchdowns

1.	4	Mardy Gilyard	2005-09
2.	2	Mel Riggins	1970-71
3.	1	Accomplished 17 times	

#### Punt Returns

1.	73	Robert Tate	1993-96
	73	Tom Marvaso	1974-75
3.	68	Tinker Keck	1997-99
4.	60	Lamont Patterson	1979-82
5.	55	Billy Hunter	1970-72
6.	45	DJ Woods	2008-11
7.	43	Charley Bland	1973
8.	38	Dom Del Bene	1951-53
9.	37	Tye Keith	1999-02
	37	Gene Gibson	1949-50

#### Punt Return Yards

1.	804	Tinker Keck	1997-99
2.	760	Gene Gibson	1949-50
3.	637	Robert Tate	1993-96
4.	575	Tom Marvaso	1974-75
5.	473	Billy Hunter	1970-72
6.	443	Lamont Patterson	1979-82
7.	396	Dom Del Bene	1951-53

8.	375	DJ Woods	2008-11
	333	Charley Bland	1973
10.	301	Jack Delaney	1950-52

### Punt Return Average

1.	20.54	Gene Gibson	1949-50
2.	14.33	Jack Delaney	1950-52
3.	11.82	Tinker Keck	1997-99
4.	11.80	Mardy Gilyard	2005-09
5.	10.57	Brian Jenkins	1990-92

### Punt Return Touchdowns

1.	5	Gene Gibson	1949-50
2.	4	Tinker Keck	1997-99
3.	3	Joe Morrison	1956-58
4.	2	Tom Marvaso	1974-75
5.	1	Accomplished 16 times last by Gilyard (2009)	

### INTERCEPTIONS

#### GAME RECORDS

##### Interceptions

1.	4	Bob Hynes vs. Ohio Northern	1923
2.	3	accomplished six times, last by D. Smith (2007)	

##### Interception Return Yards

1.	123	Shawn Ferguson vs. Memphis	1998
2.	96	Jocelyn Borgella vs. Rutgers	1992
	96	Bob Del Rosa vs. Oklahoma State	1958
4.	88	Joe Morrison vs. Dayton	1956
5.	87	Joe Morrison vs. Wichita State	1956

##### Interception Returns for Touchdowns

1.	2	Shawn Ferguson vs. Memphis	1998
2.	1	accomplished 57 times, last by Temple (2012)	

### SEASON RECORDS

#### Interceptions

1.	8	DeAngelo Smith	2007
2.	6	Mike Mickens	2007
	6	Daven Holly	2003
	6	Blue Adams	2002
	6	Sam Barnes	1995
	6	Ed Bolis	1970
	6	Bill Madeya	1965
	6	Don Polagyi	1952
9.	5	Jocelyn Borgella	1992
	5	Robert Gibbs	1983
	5	John Butz	1978
	5	Barry Maroney	1957

##### Interception Return Yards

1.	175	Joe Morrison	1956
2.	171	Jocelyn Borgella	1992
3.	159	John Mooth	1951
4.	158	Mike Mickens	2008
5.	136	Mike Mickens	2007
6.	135	Aaron Webster	2009
7.	123	Shawn Ferguson	1998
8.	119	Rodney Harris	1990
9.	116	Bob Del Rosa	1958
10.	112	Chris Hewitt	1995

##### Interception Returns for Touchdowns

1.	2	Mike Mickens	2007
	2	Blue Adams	2002
	2	Shawn Ferguson	1998
	2	Joe Morrison	1956

### CAREER RECORDS

#### Interceptions

1.	14	Mike Mickens	2005-08
2.	12	DeAngelo Smith	2005-08
	12	Blue Adams	1998-2002
	12	Jocelyn Borgella	1990-93
5.	11	Ed Bolis	1970-72
6.	9	Daven Holly	2001-04
	9	Doug Monaghan	2001-04
	9	Zach Norton	2000-03
	9	Sam Barnes	1993-96
	9	Keith Jenkins	1975-76
	9	Billy Hunter	1970-72
	9	Don Fritz	1951-53

#### Interception Return Yards

1.	296	Mike Mickens	2005-08
2.	263	Jocelyn Borgella	1990-93
	263	Joe Morrison	1956-58
4.	254	Gene Gibson	1949-50
5.	222	Aaron Webster	2006-09
6.	179	DeAngelo Smith	2005-08
7.	177	Blue Adams	1998-2002
8.	173	Keith Jenkins	1975-76
9.	171	Shawn Ferguson	1995-98
10.	164	Chris Hewitt	1993-96

#### Interception Returns for Touchdowns

1.	3	Mike Mickens	2005-08
	3	Shawn Ferguson	1995-98
2.	2	DeAngelo Smith	2005-2007
	2	Zach Norton	2000-03
	2	Blue Adams	1998-2002
	2	Joe Morrison	1956

#### Longest Interception Returns

1.	96	Bob Del Rosa vs. Oklahoma State (TD)	1958
2.	88	Joe Morrison vs. Dayton (TD)	1956
3.	87	Joe Morrison vs. Wichita State (TD)	1956
4.	84	DeAngelo Smith vs. Rutgers (TD)	2006
5.	83	Shawn Ferguson vs. Memphis (TD)	1998
	83	Art Sheffield vs. Indiana State (TD)	1988
7.	80	Gene Gibson vs. Mississippi State (TD)	1949
8.	79	Mike Mickens vs. South Florida (TD)	2007
9.	78	Barry Maroney vs. Dayton (TD)	1956
10.	77	Greg Butler vs. Villanova (TD)	1972

### DEFENSIVE

#### GAME RECORDS

##### Total Tackles

1.	31	Karl Woods at South Carolina	1980
2.	24	Vaughn Booker vs. East Carolina	1987
3.	23	Brad Jackson vs. Boston College	1997
	23	Jerome Brinson vs. Oklahoma State	1987
5.	22	Sam Barnes vs. Vanderbilt	1994
	22	Jason Coppess vs. Bowling Green	1993
	22	Alex Gordon vs. Miami (OH)	1986
	22	Brad Nothacker vs. Penn State	1985
9.	21	Jack Brusciannelli vs. West Virginia	1989
	21	Mike Kelly vs. Rutgers	1987

##### Solo Tackles (Since 2001)

1.	12	Zach Edwards vs. East Carolina	2014
	12	Mike Mickens at Akron	2008
	12	Jamar Enzor at Memphis	2003
	12	Ivan Fields vs. Tulane	2001
5.	11	Walter Stewart vs. Syracuse	2010
6.	11	Haruki Nakamura at USF	2007
7.	11	Ryan Manalac at USF	2007
8.	11	Jamar Enzor vs. Rhode Island	2003
9.	11	Ivan Fields vs. West Virginia	2002
10.	11	Lewis Carter vs. Purdue	2001

**Assisted Tackles (Since 2001)**

1.	12	Andre Revels at Miami (OH) .....	2009
	12	Corey Smith vs. Louisville .....	2007
	12	Jamar Enzor at UAB .....	2003
4.	11	Kevin Brown vs. Memphis .....	2014
	11	Zach Edwards vs. Memphis .....	2014
	11	Jeff Luc vs. Miami (Ohio) .....	2014
7.	10	Jeff Luc vs. Memphis .....	2014
	10	Nick Temple vs. Memphis .....	2014
	10	Greg Blair at Louisville .....	2012
	10	JK Schaffer at NC State .....	2010
	10	JK Schaffer vs. Illinois .....	2009

**Tackles For A Loss (Since 2001)**

1.	5.5	Brandon Mills vs. Rutgers .....	2010
2.	5	Antwan Peek at Southern Miss .....	2002
	5	Antwan Peek vs. Louisiana-Monroe .....	2001
	5	Derek Wolfe vs. Connecticut .....	2011
5.	4.5	Trevor Anderson at Connecticut .....	2006

**Sacks (Since 2001)**

1.	4	Alex Daniels at Miami (OH) .....	2009
	4	Antwan Peek vs. Louisiana-Monroe .....	2001
3.	3	Brandon Mills vs. Rutgers .....	2010
	3	Connor Barwin vs. Pittsburgh .....	2008
	3	Anthony Hoke vs. Connecticut .....	2007
	3	Anthony Hoke at Syracuse .....	2007
	3	Lamonte Nelms at Syracuse .....	2007
	3	Trent Cole at East Carolina .....	2004

**Forced Fumbles (Since 2001)**

1.	3	Antwan Peek vs. Louisiana-Monroe .....	2001
2.	2	Ryan Manalac vs. SE Missouri State .....	2007
	2	Haruki Nakamura at Pittsburgh .....	2007
	2	Aaron Webster at Pittsburgh .....	2009
	2	Antwan Peek at Temple .....	2002
	2	Fran Callicott vs. North Texas .....	2002
	2	Willis Edwards vs. East Carolina .....	2001

**Fumble Recoveries (Since 2001)**

1.	2	Jeff Luc vs. USF .....	2014
	2	Wesley Richardson at NC State .....	2010
	2	Kevin McCullough vs. Connecticut .....	2005

**SEASON RECORDS****Total Tackles**

1.	186	Mike Brookins .....	1979
2.	168	Brad Jackson .....	1997
3.	161	Karl Woods .....	1980
4.	158	Jerome Brinson .....	1983
5.	155	Karl Woods .....	1978
6.	147	Dwayne Berry .....	1978
7.	145	Muhammed El-Mubarak .....	1995
8.	143	Linwood Marshall .....	1983
9.	140	Howie Kurnick .....	1978
10.	138	Greg Blair .....	2012
	138	Phillip Curry .....	1997
	138	Antonio Gibson .....	1982

**Solo Tackles**

1.	101	Howie Kurnick .....	1978
2.	94	Linwood Marshall .....	1983
3.	93	Brad Jackson .....	1997
	93	Mike Brookins .....	1979
5.	90	Muhammed El-Mubarak .....	1995
	90	Jerome Brinson .....	1983
7.	88	Sam Gaines .....	1994
8.	83	Phillip Curry .....	1997
9.	82	DeJuan Gossett .....	1999
10.	80	Jack Brusciannelli .....	1988

**Assisted Tackles**

1.	99	Karl Woods .....	1980
2.	93	Mike Brookins .....	1979
3.	83	Karl Woods .....	1978
4.	82	Alex Gordon .....	1985
5.	78	Dwayne Berry .....	1978
6.	75	Brad Jackson .....	1997
	75	Richard Rhodes .....	1985
8.	74	Antonio Gibson .....	1982
9.	73	Alex Gordon .....	1986
10.	70	Greg Blair .....	2012

**Tackles for Loss**

1.	28.0	Mike Gates .....	1980
2.	22.0	Trent Cole .....	2004
	22.0	Antwan Peek .....	2001
4.	21.5	Derek Wolfe .....	2011
	21.0	Antwan Peek .....	2002
	21.0	Phil Poirier .....	1989
6.	20.0	Nate Dingle .....	1992
7.	18.0	Tyjuan Hagler .....	2002
	18.0	Andrew Stewart .....	1988
9.	17.0	Phillip Curry .....	1995
	17.0	Terrill Byrd .....	2007

**Quarterback Sacks**

1.	13.0	Anthony Hoke .....	2007
2.	12.5	Antwan Peek .....	2001
3.	11.0	Connor Barwin .....	2008
4.	9.0	Terrell Hartsfield .....	2014
	9.0	Andrew Stewart .....	1987
6.	9.5	Derek Wolfe .....	2011
7.	8.5	Trent Cole .....	2004
	8.5	Antwan Peek .....	2000
9.	8.0	George Jamison .....	1982
	8.0	Errol Cleveland .....	1982
	8.0	Dwayne Berry .....	1978
	8.0	Terrill Byrd .....	2007

**Forced Fumbles**

1.	7	Antwan Peek .....	2002
2.	6	Jeff Luc .....	2014
3.	5	Antwan Peek .....	2001
4.	4	Walter Stewart .....	2011
	4	Willis Edwards .....	2001
	4	Troy Evans .....	2000

**Fumble Recoveries**

1.	6	John Vitro .....	1975
2.	5	Antwan Peek .....	2002
	5	Ronnie Shannon .....	1990
	5	Howie Kurnick .....	1978
	5	Howie Kurnick .....	1976
	5	Joe Bardaro .....	1968

**CAREER RECORDS****Total Tackles**

1.	502	Karl Woods .....	1977-80
2.	487	Phillip Curry .....	1994-97
3.	392	Brad Jackson .....	1994-97
4.	356	Mike Brookins .....	1979-81
5.	352	Alex Gordon .....	1983-86
6.	351	Hassan Champion .....	1995-98
	351	Joe Olding .....	1979-82
8.	338	Doug Monaghan .....	2001-04
9.	337	JK Schaffer .....	2008-11
	327	DeJuan Gossett .....	1997-2000

**Solo Tackles**

1.	268	Phillip Curry .....	1994-97
2.	222	DeJuan Gossett .....	1997-2000
3.	216	Brad Jackson .....	1994-97

4.	211	Karl Woods .....	1977-80
5.	208	Ivan Fields .....	1999-2002
6.	206	Sam Gaines .....	1993-96
7.	200	Doug Monaghan .....	2001-04
8.	190	Mike Brookins .....	1979-81
9.	184	Hassan Champion .....	1995-98
10.	182	JK Schaffer .....	2008-11
	182	Reggie Hudson .....	1991-94

**Assisted Tackles**

1.	291	Karl Woods .....	1979-81
2.	219	Phillip Curry .....	1994-97
3.	192	Alex Gordon .....	1983-86
4.	176	Brad Jackson .....	1994-97
5.	175	Joe Olding .....	1979-82
6.	168	Howie Kurnick .....	1975-78
7.	167	Hassan Champion .....	1995-98
8.	166	Mike Brookins .....	1979-81
9.	155	JK Schaffer .....	2008-11
	144	Richard Rhodes .....	1985-87

**Tackles for Loss**

1.	56.0	Antwan Peek .....	1998-2002
2.	48.0	Trent Cole .....	2002-04
3.	46.0	Nate Dingle .....	1990-93
4.	45.0	Phillip Curry .....	1994-97
5.	44.5	Andre Frazier .....	2001-04
6.	42.0	Terrill Byrd .....	2005-08
7.	38.0	Alex Gordon .....	1983-86
8.	37.0	Derek Wolfe .....	2008-11
	37.0	George Jamison .....	1980-83
9.	36.0	Andrew Stewart .....	1986-88
10.	34.5	Tyjuan Hagler .....	2002-04

**Quarterback Sacks**

1.	27.0	Antwan Peek .....	1998-2002
2.	22.5	Andre Frazier .....	2001-04
3.	22.0	Anthony Hoke .....	2004-07
4.	19.5	Derek Wolfe .....	2008-11
5.	18.5	Trent Cole .....	2002-04
6.	18.0	Nate Dingle .....	1990-93
	18.0	George Jamison .....	1980-83
8.	16.5	Terrill Byrd .....	2005-08
9.	16.0	Andrew Stewart .....	1986-88
10.	15.0	Brandon Mills .....	2009-11
	15.0	Derrick Ransom .....	1994-97

**Fumble Recoveries**

1.	12	John Vitro .....	1973-75
2.	10	Antwan Peek .....	1998-2002
	10	Howie Kurnick .....	1975-77
4.	9	Ronnie Shannon .....	1988-91
	9	David Mann .....	1975-77
6.	7	Marion Ford .....	1972-73
	7	Charlie Stovall .....	1971-72

# 2015 UNIVERSITY OF CINCINNATI FOOTBALL

## SINGLE-GAME TEAM RECORDS (OFFENSE)

<b>Most Points</b>		<b>Most Passing Yards</b>		<b>Most Turnovers</b>		<b>Fewest Rushing Yards</b>	
1.	124 vs. Transylvania.....1912	1.	584 vs. Ohio.....1968	1.	9 vs. Xavier.....1955	1.	-23 vs. Rutgers.....2005
2.	115 vs. Kentucky Wesleyan.....1921	2.	512 vs. USF.....2010	9.	vs. Hardin-Simmons.....1955	2.	-20 vs. Northwestern State.....1977
3.	72 vs. Austin Peay.....2011	3.	507 at Rutgers.....2013	9.	vs. Virginia Military Institute.....1951	<b>Fewest Passes Completed</b>	
4.	70 vs. Southeast Missouri State.....2009	4.	480 vs. Connecticut.....2009	4.	8 vs. Houston.....1968	1.	0 vs. Dayton.....1970
5.	69 vs. Rutgers.....2010	5.	436 vs. East Carolina.....2014	8.	vs. Western Michigan.....1949	2.	1 vs. Wichita State.....1965
6.	69 vs. Case-Western Reserve.....1923	436.	vs. Toledo.....2014	<b>Most Penalties</b>		1.	vs. South Dakota.....1965
7.	67 vs. Virginia Military Institute.....1953	436.	vs. Louisville.....1968	1.	18 vs. Kansas State.....1951	1.	vs. Wichita State.....1962
67.	vs. Baltimore.....1935	8.	431 vs. Syracuse.....2007	2.	15 vs. Xavier.....1958	1.	vs. Tulsa.....1959
9.	66 vs. Northwestern State.....2013	9.	407 vs. Southern Miss.....1999	3.	14 at Hawai'i.....2002	<b>Fewest Passing Yards</b>	
66.	vs. Case-Western Reserve.....1953	407.	vs. Miami (OH).....1968	14.	vs. Louisville.....1968	1.	0 vs. Dayton.....1970
10.	63 vs. Louisiana-Monroe.....1977	<b>Most Interceptions Thrown</b>		<b>Most Penalty Yards</b>		2.	6 vs. Wichita State.....1965
<b>Most Touchdowns</b>		1.	6 vs. Xavier.....1972	1.	176 vs. Louisville.....1968	3.	8 vs. South Dakota.....1965
1.	14 vs. Transylvania.....1912	2.	5 vs. North Texas State.....2002	2.	170 vs. Kentucky.....1945	4.	11 vs. Wichita State.....1962
2.	10 vs. Austin Peay.....2011	5.	vs. Toledo.....1995	3.	161 vs. Dayton.....1957	5.	14 vs. Ohio.....1970
10.	vs. Rutgers.....2010	5.	vs. Houston.....1968	4.	142 vs. Toledo.....1953	<b>Fewest Yards Total Offense</b>	
10.	vs. Case-Western Reserve.....1953	5.	vs. North Texas State.....1967	5.	140 vs. Kansas State.....1951	1.	46 vs. North Texas State.....1959
10.	vs. Virginia Military Institute.....1953	5.	vs. Xavier.....1955	<b>Most Punts</b>		2.	48 vs. Central Michigan.....1989
<b>Most Rushing Attempts</b>		5.	vs. Xavier.....1951	1.	13 vs. Pittsburgh.....1981	3.	69 vs. Iowa.....1990
1.	83 vs. Louisiana-Monroe.....1977	<b>Most Touchdown Passes</b>		13.	vs. Mississippi State.....1948	4.	97 vs. Houston.....1957
2.	82 vs. Miami (OH).....1996	1.	6 vs. Toledo.....2014	3.	12 vs. Louisville.....1996	5.	100 vs. Tulsa.....1958
3.	77 vs. Miami (OH).....1951	6.	at Rutgers.....2013	12.	vs. Virginia Tech.....1995	<b>Fewest First Downs</b>	
4.	74 vs. North Texas State.....1970	6.	vs. Illinois.....2009	12.	vs. Virginia Tech.....1995	1.	3 vs. West Virginia.....1989
5.	73 vs. Miami (OH).....1970	4.	5 vs. UConn.....2013	5.	11 vs. Boston College.....1997	2.	5 vs. Pacific.....1949
<b>Most Rushing Yards</b>		5.	vs. Northwestern State.....2013	11.	vs. Central Michigan.....1990	3.	6 vs. Tulsa.....1958
1.	464 vs. Case-Western Reserve.....1953	5.	at Louisville.....2010	11.	vs. North Texas State.....1970	6.	vs. Xavier.....1956
464.	vs. Virginia Military Institute.....1953	5.	at Rutgers.....2009	11.	vs. Tulsa.....1958	6.	vs. Navy.....1956
3.	422 vs. Kansas State.....1966	5.	vs. Southern Miss.....2004	11.	vs. Mississippi State.....1949	<b>Fewest Penalties</b>	
4.	421 vs. Marshall.....1946	<b>Most Offensive Plays</b>		<b>Most Punting Yards</b>		1.	1 vs. Houston.....2014
5.	419 vs. Xavier.....1970	1.	99 vs. Miami (OH).....1996	1.	510 vs. Louisville.....1996	1.	vs. Rutgers.....1994
6.	405 vs. Miami (OH).....1996	2.	96 vs. Southern Miss.....1999	2.	502 vs. Arizona State.....1976	1.	vs. Louisville.....1966
7.	402 vs. North Texas State.....1970	3.	95 vs. East Carolina.....1998	3.	475 vs. Mississippi State.....1948	1.	vs. Memphis.....1966
8.	389 vs. Xavier.....1946	4.	94 vs. Tulsa.....1978	4.	460 vs. North Texas State.....1968	1.	vs. Army.....1963
9.	387 vs. Austin Peay.....2011	<b>Most Yards Total Offense</b>		5.	456 vs. Boston College.....1997	1.	vs. Hawai'i.....1954
10.	383 vs. South Dakota.....1965	1.	711 vs. Connecticut.....2009	6.	452 vs. Virginia Tech.....1995	<b>Fewest Yards Penalized</b>	
<b>Most Rushing Touchdowns</b>		2.	684 vs. Ohio.....1968	7.	451 vs. Central Michigan.....1990	1.	4 vs. Memphis.....1966
1.	14 vs. Transylvania.....1912	3.	669 vs. Northwestern State.....2013	8.	425 vs. West Virginia.....2003	2.	5 vs. Army.....1963
2.	10 vs. Case-Western Reserve.....1953	4.	661 vs. Rutgers.....2010	9.	418 vs. Rutgers.....2008	3.	10 vs. Houston.....2014
10.	vs. Virginia Military Institute.....1953	5.	647 vs. Miami (OH).....1986	10.	407 vs. Iowa.....1990	10.	vs. Temple.....2003
<b>Most Passing Attempts</b>		6.	619 at Rutgers.....2013	<b>Most Punt Return Yards</b>		10.	vs. Rutgers.....1994
1.	61 vs. USF.....2010	7.	615 vs. Southeast Missouri State.....2007	1.	177 vs. Ohio.....1949	5.	12 vs. Wichita State.....1965
2.	60 at Miami (Fla.).....2014	8.	609 vs. Miami (OH).....2010	2.	156 vs. Western Reserve.....1951	6.	13 vs. South Dakota.....1965
59.	vs. Southern Miss.....1999	9.	608 vs. Virginia Military Institute.....1953	3.	150 vs. Western Michigan.....1950	<b>Fewest Punts</b>	
3.	57 vs. Ohio.....1968	10.	604 vs. Washington & Lee.....1952	4.	122 vs. Louisville.....1997	1.	0 vs. Miami (OH).....2008
4.	55 vs. North Texas State.....1968	<b>Most First Downs</b>		5.	116 vs. UTEP.....1950	0.	vs. Memphis.....1998
5.	52 vs. UAB.....2004	1.	36 vs. Ohio.....1968	<b>Most Kickoff Return Yards</b>		0.	vs. Miami (OH).....1954
52.	vs. TCU.....2003	2.	33 vs. Houston.....2014	1.	295 vs. Memphis.....1971	3.	1 Seven Times
52.	vs. Ohio State.....2002	33.	vs. Southeast Missouri State.....2007	2.	278 at Pittsburgh.....2009	<b>Last vs. San Diego State.....2007</b>	
52.	vs. Ohio State.....1999	33.	vs. Memphis.....2001	3.	265 at Oklahoma.....2008		
52.	vs. Miami (OH).....1968	5.	32 vs. Austin Peay.....2011	4.	226 vs. Florida.....2010		
52.	vs. Southern Miss.....2007	32.	vs. Houston.....1998	219.	vs. Hardin-Simmons.....1955		
<b>Most Passes Completed</b>		7.	31 vs. USF.....2014	<b>Fewest Rushing Attempts</b>			
1.	36 vs. Ohio.....1968	31.	vs. Rutgers.....2010	1.	15 vs. Illinois.....2009		
2.	35 vs. Southern Miss.....1999	31.	vs. Kent State.....1999	2.	16 at West Virginia.....2010		
3.	34 vs. USF.....2010	<b>Most Fumbles</b>		16.	vs. Fresno State.....2009		
4.	32 vs. Illinois.....2009	1.	15 vs. Louisville.....1970	4.	19 at Ohio State.....2014		
32.	vs. Army.....2001	2.	9 vs. North Texas State.....1968	19.	at Connecticut.....2008		
6.	31 at Miami (Fla.).....2014	3.	8 vs. Wichita State.....1960	19.	vs. Miami (OH).....1968		
31.	vs. Temple.....2013	<b>Most Fumbles Lost</b>		7.	18 at Pittsburgh.....2009		
31.	at Oregon State.....2009	1.	7 vs. Virginia Military Institute.....1951	23.	vs. Ohio State.....2002		
31.	vs. Miami (OH).....1968	2.	6 vs. Louisville.....1970	23.	vs. Kentucky.....1995		
10.	30 vs. Virginia Tech.....1986	6.	vs. Hardin-Simmons.....1955	23.	vs. Memphis.....1984		
30.	vs. USF.....2004			23.	vs. Tulsa.....1962		
30.	vs. Southern Miss.....2007						

**Fewest Rushing Attempts**

1.	17	vs. Dayton .....	1961
2.	19	vs. Miami (OH) .....	2012
	19	vs. Xavier .....	1954
	19	vs. Akron .....	2006
4.	21	vs. Oregon State .....	2007
	21	vs. Marshall .....	2004
	21	vs. UAB .....	1997
	21	vs. North Texas State .....	1966
7.	22	vs. NC State .....	2011
	22	vs. Connecticut .....	2007
	22	vs. Hawai'i .....	2002
	22	vs. Long Beach State .....	1982
	22	vs. Louisville .....	1981

**Fewest Rushing Yards**

1.	-46	vs. Kansas .....	1997
2.	-37	vs. Wichita State .....	1974
3.	-22	vs. NC State .....	2011
4.	-20	vs. Northwestern State .....	1977
5.	-19	vs. Louisiana-Monroe .....	1996
6.	-17	vs. Louisville .....	1968
7.	-16	vs. Louisiana-Lafayette .....	1975
8.	-15	vs. Syracuse .....	2007
9.	-14	vs. Louisville .....	1981
	-14	vs. Wichita State .....	1965

**Fewest Passing Attempts**

1.	1	vs. Boston College .....	1964
2.	2	vs. Louisville .....	1953
3.	3	vs. Miami (OH) .....	1971
	3	vs. Wichita State .....	1955
	3	vs. Miami (OH) .....	1957

**Fewest Pass Completions**

1.	0	vs. Louisville .....	1974
	0	vs. Ohio .....	1973
	0	vs. Boston College .....	1964
	0	vs. Indiana .....	1963
	0	vs. Ohio .....	1949

**Fewest Passing Yards**

1.	-1	vs. Xavier .....	1971
2.	0	vs. Louisville .....	1974
	0	vs. Ohio .....	1973
	0	vs. Boston College .....	1964
	0	vs. Indiana .....	1963
	0	vs. Ohio .....	1949

**Fewest Yards Total Offense**

1.	18	vs. Louisiana-Lafayette .....	1973
2.	22	vs. Ohio .....	1950
3.	32	vs. Xavier .....	1954
4.	53	vs. Kansas .....	1997
5.	70	vs. Louisville .....	1976

**Most Points**

1.	81	vs. Penn State .....	1991
2.	71	vs. Houston .....	1968
	71	vs. Ohio Wesleyan .....	1928
4.	70	vs. Louisville .....	2004
	70	vs. Florida State .....	1990
6.	69	vs. West Virginia .....	1989

**Most Rushing Attempts**

1.	86	vs. West Virginia .....	1969
2.	79	vs. Houston .....	1974
	79	vs. Miami (OH) .....	1972
4.	76	vs. Miami (OH) .....	1967
5.	74	vs. Miami (OH) .....	1968

**Most Rushing Yards**

1.	539	vs. Northern Illinois .....	1989
2.	500	vs. East Carolina .....	1987
3.	484	vs. Penn State .....	1991
4.	483	vs. West Virginia .....	1969
5.	473	vs. Colorado .....	1972

**Most Passing Attempts**

1.	67	vs. Louisville .....	1997
2.	66	vs. Houston .....	1993
3.	62	vs. East Carolina .....	2014
	62	vs. East Carolina .....	1997
4.	58	vs. North Texas State .....	1970
5.	55	vs. Tulsa .....	1965

**Most Pass Completions**

1.	38	vs. Duke .....	2012
2.	37	vs. East Carolina .....	1997
3.	36	vs. Oklahoma .....	2010
	36	vs. Houston .....	1992
5.	35	vs. East Carolina .....	2014
	34	at Tennessee .....	2011
7.	33	vs. Miami (OH) .....	2009
	33	vs. Louisville .....	1997
9.	32	vs. Oregon State .....	2007
	32	vs. Louisville .....	1999
	32	vs. Tulsa .....	1965

**Most Passing Yards**

1.	482	vs. Florida .....	2010
2.	460	vs. Louisville .....	1998
3.	451	vs. Tulsa .....	1965
4.	433	vs. North Texas State .....	1968
5.	428	vs. Syracuse .....	2007

**Most Yards Total Defense**

1.	742	vs. Louisville .....	1998
2.	710	at Ohio State .....	2014
	706	vs. Penn State .....	1991
4.	696	vs. Houston .....	1968
5.	662	vs. Iowa .....	1990

**Most Passes Intercepted**

1.	7	vs. Kansas State .....	1951
2.	6	vs. Oregon State .....	2007
	6	vs. North Texas State .....	1966
	6	vs. UTEP .....	1951
	6	vs. Mississippi State .....	1949

**Most Interception Return Yards**

1.	162	vs. Dayton .....	1956
2.	138	vs. UTEP .....	1951
3.	123	vs. Memphis .....	1998
4.	117	vs. Memphis .....	1995
5.	110	vs. Oregon State .....	2007

**Most Turnovers Forced**

1.	8	vs. Rice .....	1974
2.	7	vs. Oregon State .....	2007
	7	vs. Memphis .....	2000
	7	vs. East Carolina .....	1990
	7	vs. Rutgers .....	1983

# 2015 UNIVERSITY OF CINCINNATI FOOTBALL

## SINGLE-SEASON TEAM RECORDS (OFFENSE)

<b>Most Points</b> 1. 502 ..... 2009 season 2. 472 ..... 2007 season 3. 442 ..... 2014 season 433 ..... 2011 season 5. 420 ..... 2012 season	<b>Most Passes Intercepted</b> 1. 22 ..... 1984 season 22 ..... 1972 season 22 ..... 1968 season 4. 21 ..... 2002 season 21 ..... 1998 season 21 ..... 1995 season	<b>Most Penalty Yards</b> 1. 1,028 ..... 2007 season 2. 903 ..... 2008 season 3. 883 ..... 1981 season 4. 879 ..... 2002 season 5. 866 ..... 1968 season	<b>Fewest Rushing Yards</b> 1. 939 ..... 1970 season 2. 1,046 ..... 1969 season 3. 1,063 ..... 1968 season 4. 1,112 ..... 1989 season 5. 1,160 ..... 1983 season	<b>Fewest Fumbles</b> 1. 11 ..... 2009 season 2. 12 ..... 1999 season 3. 14 ..... 2014 season 14 ..... 1993 season 4. 15 ..... 2000 season
<b>Most Touchdowns</b> 1. 66 ..... 2009 season 2. 63 ..... 2007 season 3. 56 ..... 2013 season 4. 55 ..... 2011 season 5. 53 ..... 2014 season 53 ..... 2012 season 53 ..... 1951 season	<b>Most Touchdown Passes</b> 1. 39 ..... 2009 season 2. 36 ..... 2007 season 3. 35 ..... 2014 season 4. 28 ..... 2013 season 27 ..... 2010 season	<b>Most Punts</b> 1. 80 ..... 1981 season 2. 78 ..... 1974 season 3. 75 ..... 2005 season 4. 74 ..... 1990 season 74 ..... 1973 season 74 ..... 1972 season	<b>Fewest Rushing TDs</b> 1. 5 ..... 1989 season 2. 6 ..... 1983 season 3. 7 ..... 1980 season 7 ..... 1967 season 5. 8 ..... 1961 season	<b>Fewest Fumbles Lost</b> 1. 2 ..... 2009 season 2. 3 ..... 1992 season 3. 5 ..... 1993 season 4. 6 ..... 1999 season 5. 7 ..... 2011 season
<b>Most Field Goals Made</b> 1. 29 ..... 2000 season 2. 20 ..... 2003 season 3. 19 ..... 2002 season 4. 18 ..... 2006 season 5. 17 ..... 2012 season 17 ..... 2011 season 17 ..... 1993 season	<b>Most Offensive Plays</b> 1. 1,030 ..... 2002 season 2. 985 ..... 2013 season 3. 956 ..... 2003 season 4. 945 ..... 2014 season 5. 940 ..... 2007 season	<b>Most Punting Yards</b> 1. 3,205 ..... 1974 season 2. 3,155 ..... 1981 season 3. 3,095 ..... 1976 season 4. 2,900 ..... 1996 season 5. 2,883 ..... 1973 season	<b>Fewest Passing Attempts</b> 1. 98 ..... 1957 season 2. 103 ..... 1965 season 3. 113 ..... 1964 season 4. 114 ..... 1953 season 5. 129 ..... 1956 season	<b>Fewest Turnovers</b> 1. 10 ..... 2009 season 2. 12 ..... 1993 season 3. 16 ..... 1994 season 4. 19 ..... 2012 season 19 ..... 1996 season
<b>Most Rushing Attempts</b> 1. 639 ..... 1970 season 2. 637 ..... 1977 season 3. 606 ..... 1971 season 4. 594 ..... 1978 season 5. 593 ..... 1997 season	<b>Most Yards Total Offense</b> 1. 6,137 ..... 2013 season 2. 5,982 ..... 2014 season 3. 5,817 ..... 2009 season 4. 5,723 ..... 2012 season 5. 5,642 ..... 2007 season	<b>Most Punt Return Yards</b> 1. 582 ..... 1997 season 2. 580 ..... 1949 season 3. 535 ..... 1951 season 4. 425 ..... 1956 season 5. 402 ..... 1950 season	<b>Fewest Passes Completed</b> 1. 40 ..... 1965 season 2. 42 ..... 1957 season 3. 43 ..... 1971 season 4. 46 ..... 1970 season 5. 50 ..... 1956 season	<b>Fewest Penalties</b> 1. 43 ..... 1998 season 2. 44 ..... 1980 season 3. 45 ..... 1967 season 4. 48 ..... in 3seasons
<b>Most Rushing Yards</b> 1. 3,011 ..... 1970 season 2. 2,947 ..... 1953 season 3. 2,844 ..... 1951 season 4. 2,727 ..... 1977 season 5. 2,619 ..... 2012 season	<b>Most First Downs</b> 1. 315 ..... 2013 season 2. 310 ..... 2014 season 3. 283 ..... 2007 season 283 ..... 2002 season 5. 272 ..... 2008 season	<b>Most Kickoff Returns</b> 1. 65 ..... 1990 season 2. 59 ..... 2010 season 3. 58 ..... 1989 season 4. 56 ..... 1998 season 56 ..... 1984 season 56 ..... 1972 season	<b>Fewest Passing Yards</b> 1. 564 ..... 1965 season 2. 579 ..... 1961 season 3. 585 ..... 1957 season 4. 612 ..... 1971 season 5. 634 ..... 1970 season	<b>Fewest Penalty Yards</b> 1. 364 ..... 1998 season 2. 381 ..... 1994 season 3. 398 ..... 1980 season 4. 410 ..... 1964 season
<b>Most Rushing TDs</b> 1. 41 ..... 1953 season 2. 37 ..... 1951 season 3. 31 ..... 1954 season 4. 28 ..... 2013 season 28 ..... 2011 season	<b>Most Fumbles</b> 1. 43 ..... 1971 season 43 ..... 1968 season 3. 42 ..... 1973 season 4. 41 ..... 1970 season 5. 37 ..... 1990 season	<b>Most Kickoff Return Yards</b> 1. 1,540 ..... 2009 season 2. 1,306 ..... 2008 season 3. 1,273 ..... 1990 season 4. 1,191 ..... 2010 season 5. 1,183 ..... 1989 season	<b>Fewest Interceptions Thrown</b> 1. 4 ..... 1954 season 2. 5 ..... 1953 season 3. 6 ..... 1959 season 4. 7 ..... 1993 season	<b>Fewest Punts</b> 1. 22 ..... 1954 season 2. 33 ..... 1964 season 33 ..... 1955 season 4. 34 ..... 1953 season
<b>Most Passing Attempts</b> 1. 491 ..... 2014 season 2. 485 ..... 2002 season 3. 472 ..... 2009 season 472 ..... 2008 season 5. 469 ..... 2013 season	<b>Most Fumbles Lost</b> 1. 28 ..... 1971 season 2. 25 ..... 1973 season 3. 24 ..... 1966 season 4. 23 ..... 1988 season 23 ..... 1968 season	<b>Fewest Points</b> 1. 0 ..... 1917 season 2. 5 ..... 1906 season 3. 8 ..... 1888 season 4. 10 ..... 1901 season 10 ..... 1916 season	<b>Fewest TD Passes</b> 1. 1 ..... 1970 season 1 ..... 1957 season 3. 2 ..... 1961 season 2 ..... 1955 season	<b>Fewest Punting Yards</b> 1. 750 ..... 1954 season 2. 1,170 ..... 1953 season 3. 1,196 ..... 1955 season 4. 1,208 ..... 1964 season
<b>Most Passes Completed</b> 1. 311 ..... 2013 season 311 ..... 2009 season 3. 294 ..... 2014 season 4. 290 ..... 2008 season 5. 286 ..... 2007 season	<b>Most Turnovers</b> 1. 45 ..... 1968 season 2. 40 ..... 1973 season 3. 39 ..... 1972 season 4. 37 ..... 1998 season 37 ..... 1990 season 37 ..... 1983 season 37 ..... 1971 season	<b>Fewest Touchdowns</b> 1. 12 ..... 1989 season 2. 13 ..... 1980 season 13 ..... 1961 season 4. 14 ..... 1955 season 5. 15 ..... 1967 season	<b>Fewest Offensive Plays</b> 1. 500 ..... 1956 season 2. 505 ..... 1955 season 3. 565 ..... 1967 season 4. 577 ..... 1953 season 5. 582 ..... 1958 season	<b>Fewest Punt Return Yards</b> 1. 60 ..... 1964 season 2. 62 ..... 1989 season 3. 67 ..... 1984 season 4. 79 ..... 2014 season 84 ..... 1966 season
<b>Most Passing Yards</b> 1. 4,014 ..... 2009 season 2. 3,947 ..... 2014 season 3,947 ..... 2013 season 4. 3,720 ..... 2007 season 5. 3,649 ..... 2002 season	<b>Most Penalties</b> 1. 122 ..... 2007 season 2. 102 ..... 2002 season 3. 99 ..... 2008 season 4. 94 ..... 1996 season 5. 93 ..... 1991 season	<b>Fewest Rushing Attempts</b> 1. 355 ..... 1984 season 2. 368 ..... 1968 season 3. 369 ..... 1967 season 4. 371 ..... 1956 season 5. 373 ..... 1955 season	<b>Fewest Yards Total Offense</b> 1. 1,968 ..... 1961 season 2. 2,064 ..... 1956 season 3. 2,197 ..... 1967 season 4. 2,272 ..... 1955 season 5. 2,288 ..... 1957 season	<b>Fewest Kickoff Returns</b> 1. 15 ..... 1953 season 2. 20 ..... 1976 season 3. 21 ..... 1958 season 21 ..... 1952 season
			<b>Fewest First Downs</b> 1. 129 ..... 1967 season 2. 130 ..... 1961 season 3. 138 ..... 1972 season 4. 142 ..... 1989 season 5. 143 ..... 1969 season	<b>Fewest Kickoff Return Yards</b> 1. 304 ..... 1953 season 2. 362 ..... 1951 season 3. 373 ..... 1950 season 4. 402 ..... 1952 season 5. 406 ..... 1958 season

**Fewest Points**

1.	4	1887 season
2.	6	1885 season
6.		1888 season
4.	10	1904 season
5.	12	1886 season
6.	13	1918 season

**Fewest Rushing Attempts**

1.	338	1997 season
2.	366	1966 season
3.	367	1965 season
4.	368	1954 season
5.	375	1960 season
6.	391	1964 season

**Fewest Rushing Yards**

1.	841	1965 season
2.	871	1977 season
3.	930	1997 season
4.	1,147	1973 season
5.	1,184	1954 season
6.	1,208	1951 season

**Fewest Passing Attempts**

1.	90	1955 season
2.	135	1953 season
	135	1948 season
4.	141	1961 season
5.	142	1956 season
6.	153	1958 season
7.	154	1957 season
8.	155	1954 season

**Fewest Passes Completed**

1.	43	1955 season
	43	1953 season
3.	50	1961 season
4.	54	1956 season
5.	55	1957 season
6.	59	1948 season

**Fewest Passing Yards**

1.	417	1953 season
2.	738	1955 season
3.	748	1971 season
4.	796	1960 season
5.	800	1954 season
6.	809	1961 season

**Fewest Yards Total Defense**

1.	1,843	1953 season
2.	1,984	1954 season
3.	2,065	1957 season
4.	2,174	1960 season
5.	2,343	1952 season
6.	2,426	1958 season
7.	2,440	1961 season
8.	2,448	1965 season
9.	2,498	1951 season

**Fewest Passes Intercepted**

1.	6	1994 season
	6	1987 season
3.	7	1955 season
	7	1948 season
	7	2005 season

**Fewest Interception Return Yards**

1.	3	2005 season
2.	39	1967 season
3.	43	1987 season
4.	51	2004 season
5.	59	1979 season
6.	65	1955 season
7.	66	1984 season

**Most Points**

1.	465	1998 season
2.	460	1990 season
3.	424	1984 season
4.	379	1989 season
	379	1988 season

**Most Rushing Attempts**

1.	642	1972 season
2.	626	1984 season
3.	625	1979 season
4.	599	1971 season
5.	581	1980 season

**Most Rushing Yards**

1.	3,448	1984 season
2.	3,158	1990 season
3.	3,020	1987 season
4.	3,018	1972 season
5.	2,690	1994 season

**Most Passing Attempts**

1.	498	2012 season
2.	493	2007 season
3.	483	2011 season
4.	477	2008 season
5.	454	2014 season
6.	432	1997 season
7.	427	2002 season
8.	420	2009 season
9.	419	2006 season
10.	357	2000 season

**Most Passing Completions**

1.	295	2007 season
2.	291	2011 season
3.	282	2012 season
4.	276	2014 season
5.	268	2008 season
6.	267	2009 season
7.	240	2010 season
8.	222	1997 season
9.	220	2002 season
10.	219	2006 season

**Most Passing Yards**

1.	3,394	2011 season
2.	3,320	2014 season
3.	3,302	2007 season
4.	3,282	2012 season
5.	2,993	2009 season
6.	2,897	2008 season
7.	2,808	2010 season
8.	2,763	1997 season
9.	2,690	1994 season
10.	2,640	1998 season

**Most Yards Total Defense**

1.	5,708	2014 season
2.	5,328	1998 season
3.	5,298	1984 season
4.	5,261	1990 season
5.	5,045	2012 season
6.	4,862	2009 season
7.	4,838	1987 season
8.	4,787	2007 season
9.	4,669	1985 season
10.	4,633	2011 season

**Most Passes Intercepted**

1.	33	1951 season
2.	26	2007 season
3.	23	1950 season
4.	22	2002 season
	22	1970 season
6.	21	1966 season
	21	1952 season
8.	20	1995 season

**Most Interception Return Yards**

1.	565	1951 season
2.	422	2007 season
3.	333	2008 season
4.	316	1956 season
5.	308	1976 season
6.	282	1949 season
7.	281	2000 season
8.	278	1982 season

# 2015 UNIVERSITY OF CINCINNATI FOOTBALL

## YEAR-BY-YEAR RESULTS

Year	Overall			Conference			Finish
	W	L	T	W	L	T	
1885	1	0	1	Independent			
1886	2	0	0	Independent			
1887	1	0	0	Independent			
1888	1	0	1	Independent			
1889	1	1	0	Independent			
1890	2	1	1	Independent			
1891	4	2	1	Independent			
1892	1	2	0	Independent			
1893	0	6	0	Independent			
1894	3	3	0	Independent			
1895	3	3	0	Independent			
1896	4	3	1	Independent			
1897	9	1	1	Independent			
1898	6	1	2	Independent			
1899	5	2	0	Independent			
1900	3	5	1	Independent			
1901	1	4	1	Independent			
1902	4	2	2	Independent			
1903	1	8	0	Independent			
1904	7	1	0	Independent			
1905	4	3	0	Independent			
1906	0	7	2	Independent			
1907	—No Games Played—						
1908	1	4	1	Independent			
1909	4	3	1	Independent			
OHIO							
1910	6	3	0	2	1	0	
1911	6	2	1	2	1	1	
1912	3	4	1	0	3	1	
1913	5	3	1	4	2	1	
1914	6	3	0	4	2	0	
1915	4	5	0	3	3	0	
1916	0	8	1	0	6	1	
1917	0	6	0	0	4	0	
1918	3	0	2	0	0	2	
1919	3	4	1	1	3	1	
1920	4	5	0	3	2	0	
1921	2	6	0	0	4	0	
1922	1	7	1	1	3	1	
1923	6	3	0	5	2	0	
1924	2	6	1	1	4	0	
BUCKEYE							
1925	4	5	0	1	3	0	
1926	3	5	1	0	3	1	
1927	2	5	2	0	3	1	
1928	1	8	0	0	5	0	6th
1929	4	4	1	0	4	1	
1930	5	4	0	2	3	0	3rd
1931	5	4	0	2	1	0	
1932	7	2	0	2	2	0	
1933	7	2	0	3	1	0	1st
1934	6	2	1	2	0	1	1st
1935	7	2	0	2	2	0	2nd
INDEPENDENT							
1936	1	5	3	Independent			
1937	0	10	0	Independent			
1938	4	5	0	Independent			
1939	4	3	2	Independent			
1940	5	3	1	Independent			

Year	Overall			Conference			Finish
	W	L	T	W	L	T	
1941	6	3	0	Independent			
1942	8	2	0	Independent			
1943	—No Games Played—						
1944	—No Games Played—						
1945	4	4	0	Independent			
1946	9	2	0	Independent			
MID-AMERICAN							
1947	7	3	0	3	1	0	1st
1948	3	6	1	3	1	0	2nd
1949	7	4	0	4	0	0	1st
1950	8	4	0	3	1	0	2nd
1951	10	1	0	3	0	0	1st
1952	8	1	1	3	0	0	1st
1953	9	1	0	Independent			
1954	8	2	0	Independent			
1955	1	6	2	Independent			
1956	4	5	0	Independent			
MISSOURI VALLEY							
1957	5	4	1	1	3	0	4th
1958	6	2	2	1	1	2	2nd
1959	5	4	1	0	3	1	5th
1960	4	6	0	1	2	0	3rd
1961	3	7	0	1	2	0	3rd
1962	2	8	0	1	2	0	3rd
1963	6	4	0	3	1	0	1st
1964	8	2	0	4	0	0	1st
1965	5	5	0	2	2	0	3rd
1966	3	7	0	2	2	0	3rd
1967	3	6	0	2	2	0	3rd
1968	5	4	1	3	2	0	3rd
1969	4	6	0	2	3	0	3rd
INDEPENDENT							
1970	7	4	0	Independent			
1971	7	4	0	Independent			
1972	2	9	0	Independent			
1973	4	7	0	Independent			
1974	7	4	0	Independent			
1975	6	5	0	Independent			
1976*	9	2	0	Independent			
1977	5	4	2	Independent			
1978	5	6	0	Independent			
1979	2	9	0	Independent			
1980	2	9	0	Independent			
1981	6	5	0	Independent			
1982	6	5	0	Independent			
1983	4	6	1	Independent			
1984	2	9	0	Independent			
1985	5	6	0	Independent			
1986	5	6	0	Independent			
1987	4	7	0	Independent			
1988	3	8	0	Independent			
1989	1	9	1	Independent			
1990	1	10	0	Independent			
1991	4	7	0	Independent			
1992	3	8	0	Independent			
1993	8	3	0	Independent			
1994	2	8	1	Independent			

Year	Overall			Conference			Finish
	W	L	T	W	L	T	
1995	6	5	0	Independent			
CONFERENCE USA							
1996	6	5	0	2	3	0	3rd
1997	8	4	0	2	4	0	4th
1998	2	9	0	1	5	0	7th
1999	3	8	0	0	6	0	9th
2000	7	5	0	5	2	0	2nd
2001	7	5	0	5	2	0	2nd
2002	7	7	0	6	2	0	1st
2003	5	7	0	2	6	0	9th
2004	7	5	0	5	3	0	2nd
BIG EAST							
2005	4	7	0	2	5	0	6th
2006	8	5	0	4	3	0	4th
2007	10	3	0	4	3	0	3rd
2008	11	3	0	6	1	0	1st
2009	12	1	0	7	0	0	1st
2010	4	8	0	4	3	0	7th
2011	10	3	0	5	2	0	t-1st
2012	10	3	0	5	2	0	t-1st

<b>AMERICAN</b>							
2013	9	4	0	6	2	0	3rd
2014	9	4	0	7	1	0	t-1st

**TOTALS 590 566 50 (.509) 176 150 15 (.538)**  
 \*Includes victory by forfeit

# 2015 UNIVERSITY OF CINCINNATI FOOTBALL

## ALL-TIME SERIES RECORDS

CINCINNATI RECORD					SERIES			CINCINNATI RECORD					SERIES		
Opponent	W	L	T	Pct.	Games	First	Last	Opponent	W	L	T	Pct.	Games	First	Last
Air Force	0	1	0	.000	1	1961	1961	Nebraska	0	1	0	.000	1	1906	1906
Akron	4	2	0	.667	6	1984	2011	Nevada	0	1	0	.000	1	1949	1949
Alabama	0	5	0	.000	5	1908	1990	North Carolina	0	3	0	.000	3	1979	2013
Antioch	1	1	0	.500	2	1908	1910	North Carolina State	1	1	0	.500	2	2010	2011
Arizona State	2	0	0	1.000	2	1954	1976	North Texas	7	9	1	.441	17	1958	2002
Arkansas State	1	1	0	.500	2	1975	1998	Northern Illinois	1	1	0	.500	2	1989	1995
Army	3	3	0	.500	6	1963	2004	Northwestern	0	2	0	.000	2	1903	1924
Ashland	1	0	0	1.000	1	1934	1934	Northwestern State	2	0	0	1.000	2	1977	2013
Auburn	0	2	0	.000	2	1984	1986	Notre Dame	0	1	0	.000	1	1900	1900
Austin Peay	5	0	0	1.000	5	1985	2011	Oberlin	1	2	0	.333	3	1898	1924
Baldwin-Wallace	1	0	0	1.000	1	1945	1945	Ohio	23	23	4	.500	50	1896	1981
Ball State	1	0	0	1.000	1	1993	1993	Ohio Northern	2	2	0	.500	4	1916	1929
Baltimore	1	0	0	1.000	1	1935	1935	Ohio State	2	14	0	.125	16	1893	2014
Boston College	3	4	0	.429	7	1961	1997	Ohio Wesleyan	10	8	1	.553	19	1894	1938
Boston University	1	3	0	.333	4	1939	1942	Oklahoma	0	2	0	.000	2	2008	2010
Bowling Green	0	4	0	.000	4	1990	1994	Oklahoma City	1	0	0	1.000	1	1947	1947
Butler	6	2	1	.667	9	1891	1948	Oklahoma State	1	2	0	.333	3	1958	1983
Carnegie Tech	2	1	0	.667	3	1920	1941	Oregon State	2	0	0	1.000	2	2007	2009
Case	2	1	0	.667	3	1922	1937	Otterbein	6	3	0	.667	9	1902	1934
Cedarville	2	0	0	1.000	2	1929	1930	Pacific	5	3	0	.625	8	1949	1959
Central Michigan	0	1	0	.000	1	1990	1990	Penn State	1	8	0	.111	9	1981	2005
Centre	6	5	3	.500	14	1892	1942	Pittsburgh	4	8	0	.333	12	1924	2012
Chicago	0	1	0	.000	1	1893	1893	Purdue	1	1	0	.500	2	2001	2013
Colorado	0	1	0	.000	1	1972	1972	Rhode Island	1	0	0	1.000	1	2003	2003
Connecticut	9	2	0	.818	11	2001	2014	Rice	1	0	0	1.000	1	1974	1974
Cornell	1	0	0	1.000	1	1983	1983	Richmond	3	3	0	.500	6	1962	1981
Dartmouth	1	0	0	1.000	1	1898	1898	Rio Grande	2	0	0	1.000	2	1931	1933
Dayton	15	17	1	.470	33	1924	1971	Rutgers	9	9	1	.500	19	1980	2013
Delaware State	1	0	0	1.000	1	2012	2012	San Diego State	1	0	0	1.000	1	2007	2007
Denison	7	14	2	.348	23	1910	1945	SMU	2	0	0	1.000	2	2013	2014
DePauw	2	1	0	.667	3	1905	1945	South Carolina	0	2	0	.000	2	1980	1982
Detroit	5	4	1	.550	10	1945	1964	South Dakota	4	0	0	1.000	4	1932	1965
Drake	1	0	0	1.000	1	1963	1963	South Dakota State	1	0	0	1.000	1	1935	1935
Duke	1	0	0	1.000	1	2012	2012	Southeast Missouri St.	2	0	0	1.000	2	2007	2009
Earlham	5	4	0	.556	9	1895	1917	Southern Miss	8	7	0	.533	15	1976	2007
East Carolina	6	12	0	.333	18	1986	2014	St. Bonaventure	1	0	0	1.000	1	1947	1947
Eastern Kentucky	2	0	0	1.000	2	2006	2008	Syracuse	8	5	0	.615	13	1993	2012
Eastern Michigan	1	0	0	1.000	1	2005	2005	Tampa	3	0	0	1.000	3	1938	1968
Florida	0	2	0	.000	2	1984	2009	TCU	2	1	0	.667	3	2002	2004
Florida State	0	6	0	.000	6	1977	1990	Temple	7	9	1	.441	17	1973	2014
Fordham	1	0	0	1.000	1	2012	2012	Tennessee	1	5	0	.167	6	1904	2011
Franklin	1	0	1	.750	2	1890	1891	Tenn.-Chattanooga	1	0	0	1.000	1	1974	1974
Fresno State	1	1	0	.500	2	2009	2010	Tennessee Tech	1	0	0	1.000	1	1987	1987
George Washington	1	1	0	.500	2	1964	1965	Texas A&M	1	0	0	1.000	1	1971	1971
Georgetown	0	2	0	.000	2	1922	1936	Texas Tech	0	0	1	.500	1	1968	1968
Georgetown (KY)	8	3	0	.727	11	1894	1934	Texas Western	2	0	0	1.000	2	1950	1951
Georgia	0	2	0	.000	2	1942	1976	Toledo	5	3	0	.625	8	1921	2014
Hanover	10	1	0	.909	11	1894	1940	Transylvania	5	2	1	.688	8	1909	1941
Hardin-Simmons	5	1	1	.786	7	1948	1960	Troy State	1	1	0	.500	2	1994	1999
Hawai'i	2	1	0	.667	3	1951	2008	Tulane	4	11	0	.267	15	1909	2014
Heidelberg	1	0	0	1.000	1	1931	1931	Tulsa	13	16	2	.452	31	1946	1997
Houston	10	13	0	.435	23	1957	2014	UAB	5	3	0	.625	8	1996	2004
Illinois	1	1	0	.500	2	2009	2013	USF	9	3	0	.750	12	2003	2014
Illinois Wesleyan	1	0	0	1.000	1	1938	1938	Utah State	1	0	0	1.000	1	1997	1997
Indiana	3	9	2	.286	14	1896	2000	Vanderbilt	4	4	0	.500	8	1898	2011
Indiana State	4	1	0	.800	5	1972	2010	Villanova	2	2	0	.500	4	1972	1980
Indianapolis	1	0	0	1.000	1	1902	1902	Va. Military Institute	2	0	0	1.000	2	1951	1953
Iowa	0	1	0	.000	1	1990	1990	Virginia Tech	5	6	0	.454	11	1946	2014
Kansas	1	1	0	.500	2	1995	1997	Wabash	2	0	0	1.000	2	1932	1952
Kansas State	4	2	0	.667	6	1951	1996	Washington (MO)	0	1	0	1.000	1	1903	1903
Kent State	5	0	0	1.000	5	1971	1999	Washington	0	1	0	.000	1	1974	1974
Kentucky	9	21	3	.318	33	1894	1996	Wash. & Jefferson	0	1	0	.000	1	1899	1899
Kentucky Wesleyan	5	2	1	.689	8	1920	1930	Washington & Lee	1	0	0	1.000	1	1952	1952
Kenyon	9	4	0	.692	13	1895	1929	Wayne	2	0	0	1.000	2	1939	1941
Long Beach State	1	0	0	1.000	1	1982	1982	West Texas State	0	1	0	.000	1	1950	1950
Louisiana-Lafayette	3	1	0	.750	4	1973	1978	West Virginia	3	16	1	.175	20	1921	2011
Louisiana-Monroe	5	0	0	1.000	5	1974	2001	Western Carolina	1	0	0	1.000	1	2005	2005
Louisiana State	1	0	0	1.000	1	1897	1897	Western Michigan	3	0	0	1.000	3	1949	2006
Louisville	30	22	1	.575	53	1929	2013	Western Reserve	10	3	2	.733	15	1913	1953
Marietta	4	6	1	.364	11	1895	1931	Wichita State	14	7	2	.652	23	1954	1986
Marquette	6	2	0	.750	8	1953	1960	William & Mary	3	1	0	.750	4	1950	1970
Marshall	8	3	1	.708	12	1906	2008	Wilmington	1	0	0	1.000	1	1919	1919
Maryland	0	2	0	.000	2	1975	1976	Wisconsin	1	3	0	.250	4	1936	2000
Memphis	13	19	0	.406	32	1966	2014	Wittenberg	10	11	5	.481	26	1896	1933
Miami (FL)	1	11	0	.083	12	1947	2014	Wooster	0	3	0	.000	3	1916	1924
Miami (OH)	53	59	7	.475	119	1888	2014	Xavier	18	12	0	.600	30	1918	1973
Michigan State	1	1	0	.500	2	1930	1946	Youngstown State	2	2	0	.500	4	1981	1985
Mid. Tennessee State	1	0	0	1.000	1	1991	1991	Non-Collegiate	21	15	3				
Mississippi State	1	1	0	.500	2	1948	1949								
Morehead State	0	2	0	.000	2	1937	1989								
Morgan State	1	0	0	1.000	1	1982	1982								
Muskingum	0	1	0	.000	1	1931	1931								
Navy	0	2	0	.000	2	1940	1956								

# 2015 UNIVERSITY OF CINCINNATI FOOTBALL

## ALL-TIME SCORES

### 1885 (1-0 OVERALL)

Oct. 23	Mt. Auburn	T	0-0
Nov. 14	Mt. Auburn	W	26-6

### 1886 (2-0 OVERALL)

	Mt. Auburn	W	18-6
	Mt. Auburn	W	8-6

### 1887 (1-0 OVERALL)

	Woodward H.S.	W	8-4
--	---------------	---	-----

### 1888 (1-0-1 OVERALL)

	Walnut Hills Gym	W	8-6
Dec. 8	at Miami (OH)	A T	0-0

### 1889 (1-1 OVERALL)

	Avondale	W	12-0
Dec. 14	at Miami (OH)	A L	34-0

### 1890 (2-1-1 OVERALL)

	Franklin	T	0-0
	Woodward H.S.	L	16-8
	Wyoming (OH)	W	8-4
Nov. 27	WYOMING (OH)	H W	6-0

### 1891 (4-2-1 OVERALL)

	Woodward H.S.	W	22-0
	Hughes H.S.	W	33-0
Oct. 23	FRANKLIN	H W	38-0
	Cincinnati Gym	T	0-0
	Dayton YMCA	L	12-8
Nov. 21	BUTLER	H L	34-10
	Cincinnati Gym	W	18-0

### 1892 (1-2 OVERALL)

	Dayton YMCA	W	16-6
Nov. 15	at Centre	A L	12-4
Nov. 24	CENTRE	H L	34-0

### 1893 (0-6 OVERALL)

Oct. 7	at Miami (OH)	A L	24-6
Oct. 14	at Centre	A L	16-0
Oct. 28	at Chicago	A L	20-0
Nov. 4	MIAMI (OH)	H L	6-0
Nov. 18	at Ohio State	A L	32-0
Nov. 30	CINCINNATI YMCA	H L	22-6



### W. DURANT BERRY

2 YEARS - 6-6 (.500)

### 1894 (3-3 OVERALL)

Oct. 13	at Georgetown (Ky.)	A L	6-4
Oct. 20	MIAMI (OH)	H W	6-0
Nov. 3	KENTUCKY	H W	32-4
Nov. 9	at Hanover	A W	14-12
Nov. 17	OHIO STATE	H L	6-4
Nov. 29	OHIO WESLEYAN	H L	16-4

### 1895 (3-3 OVERALL)

Oct. 12	KENYON	H W	16-4
Oct. 19	at Duquesne A.C.	A L	26-6
Oct. 26	EARLHAM	H W	26-0
Nov. 9	OHIO STATE	H L	4-0
Nov. 16	MIAMI (OH)	H L	12-0
Nov. 27	MARIETTA	H W	6-0



### WILLIAMS REYNOLDS

1 YEAR - 4-3-1 (.562)

### 1896 (11-3 OVERALL)

Oct. 2	MIAMI (OH)	H L	6-4
Oct. 10	OHIO STATE	H W	8-6
Oct. 17	OHIO	H W	52-0
Oct. 24	OHIO WESLEYAN	H W	6-0
Oct. 31	at Indiana	A L	16-0
Nov. 14	CARLISLE INDIANS	H L	28-0
Nov. 21	at Wittenberg	A W	6-0
Nov. 26	CENTRE	H T	12-12



### TOM FENNEL

1 YEAR - 9-1-1 (.864)

### 1897 (9-1-1 OVERALL)

Sept. 25	at Ohio	A W	12-0
Oct. 2	at Nashville Guards	A T	6-6
Oct. 9	at Miami (OH)	A W	6-0
Oct. 16	at Centre	A W	4-0
Oct. 23	17th Reg. Ohio Nat. Guard	H W	20-0
Oct. 30	MIAMI (OH)	H W	10-6
Nov. 6	CENTRE	H W	10-0
Nov. 13	OHIO STATE	H W	34-0
Nov. 25	CARLISLE INDIANS	H L	10-0
Jan. 1	at Southern Athletic Club ^ N	W	16-0
Jan. 3	at Louisiana State	A W	28-0
	^ - New Orleans, La.		



### FRANK CAVANAUGH

1 YEAR - 6-1-2 (.778)

### 1898 (6-1-2 OVERALL)

Oct. 1	at Ohio	A W	12-0
Oct. 8	at Miami (OH)	A W	22-0
Oct. 15	at Vanderbilt	A W	12-0
Oct. 22	OBERLIN	H L	5-0
Oct. 29	at Indiana	A T	0-0
Nov. 5	UC ALUMNI	H W	12-0
Nov. 12	OHIO WESLEYAN	H W	57-0
Nov. 24	INDIANA	H T	11-11
Nov. 26	DARTMOUTH	H W	17-12



### DAN REED

2 YEARS - 8-7-1 (.531)

### 1899 (5-2 OVERALL)

Oct. 7	MIAMI (OH)	H W	22-0
Oct. 21	at Vanderbilt	A W	6-0
Oct. 28	CENTRE	H W	26-0
Nov. 4	at Indiana	A L	35-0
Nov. 11	at Washington & Jefferson	A L	20-0
Nov. 18	UC ALUMNI	H W	6-0
Nov. 30	OHIO WESLEYAN	H W	28-5

### 1900 (3-5-1 OVERALL)

Sept. 29	KENTUCKY	H W	20-6
Oct. 6	AVONDALE	H L	10-0
Oct. 13	OHIO STATE	H L	29-0
Oct. 20	at Notre Dame	A L	58-0
Nov. 3	MIAMI (OH)	H W	16-12
Nov. 10	at Covington YMCA	A W	15-10
Nov. 17	at Centre (Ky.)	A T	0-0
Nov. 24	HASKELL INDIANS	H L	16-0
Nov. 29	MARIETTA	H L	25-0



### HENRY PRATT

1 YEAR - 1-4-1 (.250)

### 1901 (1-4-1 OVERALL)

Oct. 12	at Kentucky	T	0-0
Oct. 26	at Wittenberg	L	18-0
Nov. 2	OHIO	L	16-0
Nov. 9	HANOVER (IN)	W	10-0
Nov. 16	AVONDALE	L	13-0
NOV. 28	at Kentucky	L	16-0



### ANTHONY CHEZ

2 YEARS - 5-10-2 (.353)

### 1902 (4-2-2 OVERALL)

Oct. 4	HANOVER	H W	18-0
Oct. 11	at Earlham	A W	12-6
Oct. 18	INDIANAPOLIS	H W	6-0
Oct. 25	STUMPS	H L	23-0
Nov. 1	OTTERBEIN	H W	16-0
Nov. 8	WITTENBERG	H T	0-0
Nov. 15	at Kentucky	A T	6-6
Nov. 22	at Marietta	A L	10-0

### 1903 (1-8 OVERALL)

Oct. 3	HANOVER	H W	28-6
Oct. 10	at Wittenberg	A L	6-0
Oct. 17	MIAMI (OH)	H L	15-0
Oct. 24	NORTHWESTERN	H L	35-0
Oct. 31	KENYON	H L	16-0
	UC ALUMNI	H L	6-0
Nov. 7	at Earlham	A L	11-0
Nov. 21	at Washington (MO)	A L	23-11
	AVONDALE	H L	23-0



### AMOS FOSTER

2 YEARS - 11-4-0 (.733)

### 1904 (7-1 OVERALL)

	Georgetown (KY)	W	33-0
Oct. 8	Wittenberg	W	29-4
Oct. 15	MIAMI (OH)	H W	46-0
Oct. 22	KENTUCKY	H W	11-0
Oct. 29	at Ohio Medical	A W	11-0
	Stumps	L	6-0
Nov. 16	at Tennessee	A W	35-0
	KENYON	H W	17-0

### 1905 (5-3 OVERALL)

Oct. 7	at DePauw	A W	17-0
	Earlham	W	12-0
Oct. 28	SPAULDING AC	H W	5-0
Nov. 4	at Indiana	A L	47-6
Nov. 11	OHIO WESLEYAN	H W	24-0
Nov. 18	CARLISLE INDIANS	H L	34-5
	Marietta	L	6-0
Nov. 30	KENYON	H W	23-4

**WILLIAM FOLEY**

1 YEAR - 0-7-2 (.111)

**1906 (0-7-2 OVERALL)**

Oct. 6	MARSHALL	H	T	0-0
Oct. 13	MIAMI (OH)	H	T	0-0
Oct. 20	at Earlham	A	L	20-0
Oct. 27	AVONDALE	H	L	4-0
Nov. 3	OHIO	H	L	16-5
Nov. 10	at Wittenberg	A	L	12-0
Nov. 17	at Marietta	A	L	51-0
Nov. 24	CARLISLE INDIANS	H	L	18-0
Nov. 29	at Nebraska	H	L	41-0

**1907 (No Collegiate Games Played)****RALPH INOTT**

1 YEAR - 1-4-1 (.250)

**1908 (1-4-1 OVERALL)**

Oct. 17	at Alabama	A	L	16-0
Oct. 24	HANOVER	H	L	9-5
Nov. 1	LEBANON	H	W	43-0
Nov. 7	KENYON	H	L	63-0
Nov. 14	at Antioch	A	L	16-11
Nov. 26	at Wittenberg	A	T	0-0

**ROBERT BURCH**

3 YEARS - 16-8-2 (.654)

**1909 (4-3-1 OVERALL)**

Oct. 2	at Hanover	A	W	6-2
Oct. 9	WITTENBERG	H	W	22-5
Oct. 16	OTTERBEIN	H	L	15-3
Oct. 23	at Transylvania	A	T	6-6
Oct. 30	CENTRE	H	L	34-0
Nov. 6	at Tulane	A	L	6-0
Nov. 13	BUTLER	H	W	22-0
Nov. 25	MIAMI (OH)	H	W	10-6

**1910 (6-3 OVERALL)**

Oct. 1	TRANSYLVANIA	H	W	16-0
Oct. 8	at Ohio State	A	L	23-0
Oct. 15	EARLHAM	H	W	20-0
Oct. 22	at Wittenberg	A	W	8-0
Oct. 29	MIAMI (OH)	H	W	3-0
Nov. 5	OTTERBEIN	H	L	12-6
Nov. 12	CENTRE	H	L	12-3
Nov. 19	ANTIOCH	H	W	38-0
Nov. 29	DENISON	H	W	28-12

**1911 (6-2-1 OVERALL)**

Oct. 7	TRANSYLVANIA	H	W	12-0
Oct. 14	at Earlham	A	L	9-0
Oct. 21	OTTERBEIN	H	W	16-3
Oct. 28	at Kentucky	A	W	6-0
Nov. 4	BUTLER	H	W	23-11
Nov. 11	DENISON	H	T	0-0
Nov. 18	MIAMI (OH)	H	W	11-0
Nov. 25	WITTENBERG	H	W	5-0
Nov. 28	at Ohio State	A	L	11-6

**LOWELL DANA**

2 YEARS - 8-7-2 (.529)

**1912 (3-4-1 OVERALL)**

Oct. 5	TRANSYLVANIA	H	W	124-0
Oct. 12	at Earlham	A	W	21-0
Oct. 19	KENTUCKY	H	L	19-13
Oct. 26	OHIO STATE	H	L	45-7
Nov. 2	OTTERBEIN	H	W	39-7
Nov. 9	DENISON	H	L	31-13
Nov. 16	KENYON	H	L	22-13
Nov. 28	MIAMI (OH)	H	T	21-21

**1913 (5-3-1 OVERALL)**

Sept. 22	GEORGETOWN (KY)	H	W	46-0
Oct. 4	at Wittenberg	A	W	32-0
Oct. 11	OHIO	H	W	20-2
Oct. 18	OHIO WESLEYAN	H	W	44-3
Oct. 23	at Kentucky	A	L	27-7
Nov. 1	at Case Western	A	T	0-0
Nov. 8	DENISON	H	L	14-7
Nov. 15	KENYON	H	W	14-2
Nov. 27	MIAMI (OH)	H	L	13-7

**GEORGE LITTLE**

2 YEARS - 10-8-0 (.556)

**1914 (6-3 OVERALL)**

Sept. 26	GEORGETOWN (KY)	H	W	35-0
Oct. 3	at Denison	A	W	13-0
Oct. 10	at Ohio Wesleyan	A	L	14-7
Oct. 17	KENYON	H	W	47-0
Oct. 31	KENTUCKY	H	W	14-7
Nov. 7	WESTERN RESERVE	H	W	20-0
Nov. 14	OTTERBEIN	H	L	3-0
Nov. 21	OHIO	H	W	15-0
Nov. 27	MIAMI (OH)	H	L	20-13

**1915 (4-5 OVERALL)**

Sept. 26	ALUMNI	H	W	14-7
Oct. 2	GEORGETOWN (KY)	H	L	21-7
Oct. 9	OHIO	H	L	15-0
Oct. 16	KENYON	H	W	27-7
Oct. 23	DENISON	H	L	35-0
Oct. 30	OHIO WESLEYAN	H	W	17-6
Nov. 6	at Kentucky	A	L	27-6
Nov. 13	WITTENBERG	H	W	27-16
Nov. 25	MIAMI (OH)	H	L	24-12

**ION CORTRIGHT**

1 YEAR - 0-8-1 (.056)

**1916 (0-8-1 OVERALL)**

Sept. 30	at Wittenberg	A	T	0-0
Oct. 7	at Denison	A	L	29-0
Oct. 14	GEORGETOWN (KY)	H	L	16-0
Oct. 24	at Ohio Northern	A	L	9-0
Oct. 28	KENTUCKY	H	L	27-0
Nov. 4	WOOSTER	H	L	20-0
Nov. 11	OHIO	H	L	33-10
Nov. 18	KENYON	H	L	27-0
Nov. 30	MIAMI (OH)	H	L	33-0

**FRANK MARTY**

1 YEAR - 0-6 (.000)

**1917 (0-6 OVERALL)**

Oct. 6	EARLHAM	H	L	19-0
Oct. 13	WITTENBERG	H	L	7-0
Oct. 20	at Marietta	A	L	53-0
Oct. 27	OHIO	H	L	22-0
Nov. 3	at Ohio Wesleyan	A	L	48-0
Nov. 29	MIAMI (OH)	H	L	40-0

**BOYD CHAMBERS**

4 YEARS - 12-15-3 (.450)

**1918 (3-0-2 OVERALL)**

Nov. 2	FORT THOMAS	H	W	6-0
Nov. 9	at Ohio	A	T	6-6
Nov. 23	GEORGETOWN (KY)	H	W	21-7
Nov. 29	MIAMI (OH)	H	T	0-0
Dec. 7	XAVIER	H	W	12-0

**1919 (3-4-1 OVERALL)**

Oct. 4	WILMINGTON	H	W	34-0
Oct. 11	at Ohio State	A	L	46-0
Oct. 18	KENYON	H	W	18-0
Oct. 25	DENISON	H	L	9-2
Nov. 1	at Wittenberg	A	T	0-0
Nov. 8	KENTUCKY	H	W	7-0
Nov. 15	at Tennessee	A	L	33-12
Nov. 27	MIAMI (OH)	H	L	14-0

**1920 (4-5 OVERALL)**

Sept. 25	KENTUCKY WESLEYAN	H	W	35-0
Oct. 2	KENYON	H	W	45-0
Oct. 9	OHIO	H	W	6-0
Oct. 16	DENISON	H	L	21-0
Oct. 23	at Carnegie Tech	A	L	27-17
Oct. 30	WITTENBERG	H	L	13-9
Nov. 6	at Kentucky	A	L	7-6
Nov. 13	MARIETTA	H	L	28-0
Nov. 25	MIAMI (OH)	H	W	7-0

**1921 (2-6 OVERALL)**

Sept. 24	TOLEDO	H	W	20-0
Oct. 1	at West Virginia	A	L	50-0
Oct. 15	at Pittsburgh	A	L	21-14
Oct. 22	KENTUCKY WESLEYAN	H	W	115-0
Oct. 29	WITTENBERG	H	L	7-2
Nov. 5	at Ohio	A	L	7-6
Nov. 12	DENISON	H	L	7-0
Nov. 24	MIAMI (OH)	H	L	15-7

**GEORGE MCLAREN**

5 YEARS - 16-26-3 (.389)

**1922 (1-7-1 OVERALL)**

Sept. 30	PITTSBURGH	H	L	37-0
Oct. 7	at Kentucky	A	L	15-0
Oct. 14	at Georgetown	A	L	37-0
Oct. 21	OHIO WESLEYAN	H	L	14-7
Oct. 28	at Case	A	W	16-0
Nov. 4	WEST VIRGINIA	H	L	34-0
Nov. 11	DENISON	H	L	22-0
Nov. 18	at Wittenberg	A	T	6-6
Nov. 30	MIAMI (OH)	H	L	9-6

# 2015 UNIVERSITY OF CINCINNATI FOOTBALL

## ALL-TIME SCORES

### 1923 (6-3 OVERALL)

Sept. 29	KENTUCKY WESLEYAN	H	W	17-0
Oct. 6	KENTUCKY	H	L	14-0
Oct. 12	at Denison	A	L	24-7
Oct. 20	at Ohio	A	W	13-6
Oct. 27	WOOSTER	H	L	20-7
Nov. 3	at Oberlin	A	W	6-0
Nov. 10	OHIO NORTHERN	H	W	15-7
Nov. 17	CASE	H	W	69-0
Nov. 22	MIAMI (OH)	H	W	23-0

### 1924 (2-6-1 OVERALL)

Sept. 27	KENTUCKY WESLEYAN	H	T	6-6
Oct. 4	GEORGETOWN (KY)	H	W	33-21
Oct. 11	at Northwestern	A	L	42-0
Oct. 18	DENISON	H	L	13-7
Oct. 25	at Ohio Northern	A	L	9-0
Nov. 1	DAYTON	H	L	21-0
Nov. 8	BERLIN	H	L	13-0
Nov. 15	at Wooster	A	L	32-0
Nov. 27	MIAMI (OH)	H	W	8-7

### 1925 (4-5 OVERALL)

Sept. 26	TRANSYLVANIA	H	L	21-15
Oct. 3	HANOVER	H	W	12-0
Oct. 10	GEORGETOWN (KY)	H	W	12-6
Oct. 17	at Otterbein	A	W	6-0
Oct. 24	DENISON	H	L	24-12
Oct. 31	DAYTON	H	L	23-0
Nov. 7	at Wittenberg	A	W	6-2
Nov. 14	OHIO	H	L	13-2
Nov. 26	MIAMI (OH)	H	L	33-0

### 1926 (3-5-1 OVERALL)

Sept. 25	KENTUCKY WESLEYAN	H	W	25-0
Oct. 2	OTTERBEIN	H	W	21-6
Oct. 9	at Denison	A	L	14-0
Oct. 16	MARIETTA	H	W	22-7
Oct. 23	at Ohio	A	L	38-7
Oct. 30	at Western Reserve	A	L	14-2
Nov. 6	DAYTON	H	L	52-0
Nov. 13	WITTENBERG	H	L	15-13
Nov. 26	MIAMI (OH)	H	T	6-6



**GEORGE BABCOCK**

4 YEARS - 12-21-3 (.375)

### 1927 (2-5-2 OVERALL)

Sept. 24	KENTUCKY WESLEYAN	H	L	12-0
Oct. 1	HANOVER	H	W	35-6
Oct. 8	at Wittenberg	A	L	45-0
Oct. 15	DAYTON	H	L	9-0
Oct. 22	MARIETTA	H	T	6-6
Oct. 29	DENISON	H	L	3-0
Nov. 5	TRANSYLVANIA	H	W	19-0
Nov. 12	OHIO	H	T	7-7
Nov. 24	MIAMI (OH)	H	L	17-14

### 1928 (1-8 OVERALL)

Sept. 29	HANOVER	H	W	20-6
Oct. 6	KENTUCKY WESLEYAN	H	L	6-0
Oct. 13	OHIO WESLEYAN	H	L	71-0
Oct. 20	at Ohio	A	L	65-0
Oct. 27	WITTENBERG	H	L	6-0
Nov. 3	TRANSYLVANIA	H	L	25-6

Nov. 10	DAYTON	H	L	25-6
Nov. 17	DENISON	H	L	9-0
Nov. 29	MIAMI (OH)	H	L	34-0

### 1929 (4-4-1 OVERALL)

Sept. 28	CEDARVILLE	H	W	19-0
Oct. 2	at Louisville	A	W	7-0
Oct. 5	OHIO NORTHERN	H	W	12-6
Oct. 12	at Kenyon	A	W	18-6
Oct. 19	DENISON	H	T	6-6
Oct. 26	OHIO	H	L	35-0
Nov. 2	at Wittenberg	A	L	13-7
Nov. 16	OHIO WESLEYAN	H	L	53-0
Nov. 28	MIAMI (OH)	H	L	14-6

### 1930 (5-4 OVERALL)

Sept. 27	CEDARVILLE	H	W	46-0
Oct. 3	KENTUCKY WESLEYAN	H	W	6-0
Oct. 11	at Michigan State	A	L	32-0
Oct. 18	OHIO WESLEYAN	H	L	33-0
Oct. 25	DENISON	H	W	13-6
Nov. 1	OHIO	H	L	48-0
Nov. 8	MARIETTA	H	W	20-7
Nov. 15	WITTENBERG	H	L	12-0
Nov. 27	MIAMI (OH)	H	W	6-0



**DANA KING**

4 YEARS - 25-10-1 (.708)

### 1931 (5-4 OVERALL)

Sept. 26	RIO GRANDE	H	W	19-6
Oct. 3	at Ohio State	A	L	67-6
Oct. 10	DePAUW	H	L	7-6
Oct. 17	MARIETTA	H	W	50-0
Oct. 24	OHIO	H	L	13-7
Oct. 31	MUSKINGUM	H	L	15-0
Nov. 7	at Denison	A	W	33-0
Nov. 14	HEIDELBERG	H	W	46-7
Nov. 26	MIAMI (OH)	H	W	20-0

### 1932 (7-2 OVERALL)

Sept. 24	HANOVER	H	W	51-0
Oct. 1	GEORGETOWN (KY)	H	W	22-12
Oct. 8	BUTLER	H	W	13-7
Oct. 15	SOUTH DAKOTA	H	W	7-0
Oct. 22	DENISON	H	W	6-0
Oct. 29	WITTENBERG	H	W	25-6
Nov. 5	WABASH	H	W	14-0
Nov. 12	at Ohio	A	L	23-0
Nov. 24	MIAMI (OH)	H	L	21-13

### 1933 (7-2 OVERALL) • BUCKEYE CONFERENCE CO-CHAMPIONS

Sept. 30	RIO GRANDE	H	W	20-0
Oct. 7	SOUTH DAKOTA	H	W	13-0
Oct. 14	KENTUCKY	H	L	3-0
Oct. 21	MARSHALL	H	W	19-0
Oct. 28	BUTLER	H	W	34-7
Nov. 4	at Ohio Wesleyan	A	W	7-0
Nov. 11	at Wittenberg	A	W	14-6
Nov. 18	OHIO	H	W	2-0
Nov. 30	MIAMI (OH)	H	L	6-2

### 1934 (6-2-1 OVERALL) • BUCKEYE CONFERENCE CHAMPIONS

Sept. 29	OTTERBEIN	H	W	45-0
Oct. 6	KENTUCKY	H	L	27-0
Oct. 13	at Vanderbilt	A	L	32-0
Oct. 20	ASHLAND	H	W	32-6
Oct. 27	GEORGETOWN (KY)	H	W	45-0
Nov. 3	MARSHALL	H	W	7-0
Nov. 10	at Ohio	A	T	0-0
Nov. 17	OHIO WESLEYAN	H	W	13-6
Nov. 29	MIAMI (OH)	H	W	21-0



**RUSS COHEN**

2.5 YEARS - 8-11-3 (.432)

### 1935 (7-2 OVERALL)

Sept. 28	DAYTON	H	W	25-0
Oct. 5	SOUTH DAKOTA STATE	H	W	38-0
Oct. 12	at Denison	A	W	35-0
Oct. 19	INDIANA	H	W	7-0
Oct. 26	BALTIMORE	H	W	67-0
Nov. 2	at Ohio Wesleyan	A	L	13-12
Nov. 9	MARSHALL	H	W	39-13
Nov. 16	at Ohio	A	L	16-6
Nov. 28	MIAMI (OH)	H	W	8-7

### 1936 (1-5-3 OVERALL)

Sept. 26	WEST VIRGINIA	H	L	40-6
Oct. 3	BUTLER	H	T	12-12
Oct. 10	GEORGETOWN	H	L	7-0
Oct. 17	at Marshall	A	W	13-7
Oct. 24	DAYTON	H	L	21-13
Oct. 31	at Ohio	A	L	10-7
Nov. 7	OHIO WESLEYAN	H	T	0-0
Nov. 14	at Wisconsin	A	L	27-6
Nov. 26	MIAMI (OH)	H	T	0-0

### 1937 (0-10 OVERALL)

Sept. 18	MOREHEAD	H	L	7-0
Sept. 25	WESTERN RESERVE	H	L	32-6
Oct. 2	BUTLER	H	L	13-0
Oct. 9	at Dayton	A	L	35-0
Oct. 16	CASE	H	L	21-0
Oct. 23	at Indiana	A	L	27-0
Oct. 30	at Ohio Wesleyan	A	L	20-6
Nov. 6	OHIO	H	L	17-0
Nov. 13	at Marshall	A	L	28-0
Nov. 25	MIAMI (OH)	H	L	14-6



**JOE MEYER**

5 YEARS - 27-16-3 (.620)

### 1938 (4-5 OVERALL)

Sept. 24	LOUISVILLE	H	W	19-9
Oct. 1	ILL. WESLEYAN	H	W	6-0
Oct. 8	DAYTON	H	L	26-6
Oct. 14	at Tampa	A	W	7-6
Oct. 22	WESTERN RESERVE	H	L	33-0
Oct. 29	at Ohio	A	L	13-12
Nov. 5	OHIO WESLEYAN	H	W	14-7
Nov. 12	MARSHALL	H	L	27-9
Nov. 24	MIAMI (OH)	H	L	16-7

# 2015 UNIVERSITY OF CINCINNATI FOOTBALL

## ALL-TIME SCORES

### 1939 (4-3-2 OVERALL)

Sept. 30	TAMPA	H	W	26-7
Oct. 6	at Dayton	A	L	32-2
Oct. 14	WEST VIRGINIA	H	L	7-0
Oct. 21	at Wayne	A	W	21-0
Oct. 27	at Western Reserve	A	T	0-0
Nov. 4	CENTRE	H	T	6-6
Nov. 11	BOSTON UNIVERSITY	H	L	13-6
Nov. 18	SOUTH DAKOTA	H	W	13-0
Nov. 23	MIAMI (OH)	H	W	13-0

### 1940 (5-3-1 OVERALL)

Sept. 1	HANOVER	H	W	45-0
Sept. 28	LOUISVILLE	H	W	7-0
Oct. 5	at Navy	A	L	14-0
Oct. 12	CENTRE	H	W	22-0
Oct. 19	at Boston University	A	L	14-0
Oct. 26	DAYTON	H	L	7-0
Nov. 2	CARNEGIE TECH	H	W	7-6
Nov. 9	at West Virginia	A	T	7-7
Nov. 21	MIAMI (OH)	H	W	44-0

### 1941 (6-3 OVERALL)

Sept. 20	TRANSYLVANIA	H	W	46-0
Sept. 27	LOUISVILLE	H	W	28-7
Oct. 4	at Boston University	A	L	14-13
Oct. 11	WAYNE	H	W	37-0
Oct. 18	CENTRE	H	W	18-0
Oct. 25	at Tennessee	A	L	21-6
Nov. 1	at Dayton	A	L	3-0
Nov. 8	CARNEGIE TECH	H	W	20-0
Nov. 20	MIAMI (OH)	H	W	26-0

### 1942 (8-2 OVERALL)

Sept. 26	LOUISVILLE	H	W	51-0
Oct. 3	at Western Reserve	A	W	18-7
Oct. 10	CENTRE	H	W	21-0
Oct. 17	OHIO	H	W	26-7
Oct. 24	(2) GEORGIA	H	L	35-13
Oct. 31	BOSTON UNIVERSITY	H	W	6-0
Nov. 7	at (13) Tennessee	A	L	34-12
Nov. 14	DAYTON	H	W	20-0
Nov. 21	XAVIER	H	W	9-0
Nov. 26	MIAMI (OH)	H	W	21-12

### 1943-44

No Football - World War II



**RAY NOLTING**

4 YEARS - 23-15-1 (.603)

### 1945 (4-4 OVERALL)

Sept. 22	DENISON	H	W	30-0
Sept. 29	at Kentucky	A	L	13-7
Oct. 6	DePAUW	H	W	7-0
Oct. 13	at Ohio	A	L	20-19
Oct. 27	KENTUCKY	H	W	16-7
Nov. 3	BALDWIN-WALLACE	H	W	39-0
Nov. 10	at Detroit	A	L	20-0
Nov. 22	MIAMI (OH)	H	L	28-14

### 1946 (9-2 OVERALL)

Sept. 21	at Indiana	A	W	15-6
Sept. 28	KENTUCKY	H	L	26-7
Oct. 5	MARSHALL	H	W	39-14
Oct. 12	at Dayton	A	W	19-0

Oct. 19	OHIO	H	W	19-0
Oct. 26	at Michigan State	A	W	18-7
Nov. 2	at Tulsa	A	L	20-0
Nov. 9	XAVIER	H	W	39-0
Nov. 16	WESTERN RESERVE	H	W	34-7
Nov. 28	MIAMI (OH)	H	W	13-7
Jan. 1	vs. Virginia Tech ^	N	W	18-6

^ - Sun Bowl, El Paso, Texas

### 1947 (7-3 OVERALL) • MAC CHAMPIONS

Sept. 27	at Kentucky	A	L	20-0
Oct. 4	ST. BONAVENTURE	H	W	20-14
Oct. 11	DAYTON	H	L	26-21
Oct. 18	OKLAHOMA CITY	H	W	20-13
Oct. 25	XAVIER	H	W	27-25
Nov. 1	at Ohio	A	W	34-0
Nov. 8	MIAMI (FL)	H	W	20-7
Nov. 15	at Western Reserve	A	W	7-6
Nov. 22	BUTLER	H	W	26-19
Nov. 27	MIAMI (OH)	H	L	38-7

### 1948 (3-6-1 OVERALL)

Sept. 25	HARDIN-SIMMONS	H	T	7-7
Oct. 2	XAVIER	H	L	13-7
Oct. 9	OHIO	H	W	18-13
Oct. 16	at Mississippi State	A	L	27-0
Oct. 23	at Butler	A	W	16-7
Oct. 30	KENTUCKY	H	L	28-7
Nov. 5	at Miami (FL)	A	L	36-6
Nov. 13	WESTERN RESERVE	H	W	26-13
Nov. 20	(14) TULANE	H	L	6-0
Nov. 25	MIAMI (OH)	H	L	43-19



**SID GILLMAN**

6 YEARS - 50-13-1 (.789)

### 1949 (7-4 OVERALL) • MAC CHAMPIONS

Sept. 17	NEVADA	H	L	41-21
Sept. 24	HARDIN-SIMMONS	H	W	27-21
Oct. 1	at Pacific	A	L	34-7
Oct. 8	WESTERN MICHIGAN	H	W	27-6
Oct. 15	MISSISSIPPI STATE	H	W	19-0
Oct. 22	WESTERN RESERVE	H	W	21-13
Oct. 29	at (14) Kentucky	A	L	14-7
Nov. 5	at Ohio	A	W	34-13
Nov. 12	XAVIER	H	L	20-14
Nov. 24	MIAMI (OH)	H	W	27-6
Dec. 3	at Toledo ^	N	W	33-13

^ - Glass Bowl, Toledo, Ohio

### 1950 (8-4 OVERALL)

Sept. 16	TEXAS WESTERN	H	W	32-0
Sept. 23	HARDIN-SIMMONS	H	W	9-7
Sept. 30	at William & Mary	A	L	20-14
Oct. 7	LOUISVILLE	H	W	28-20
Oct. 14	at (5) Kentucky	A	L	41-7
Oct. 21	at Western Michigan	A	W	27-6
Oct. 28	WESTERN RESERVE	H	W	48-6
Nov. 4	OHIO	H	W	23-0
Nov. 11	PACIFIC	H	W	14-7
Nov. 18	XAVIER	H	W	33-20
Nov. 25	MIAMI (OH)	H	L	28-0
Jan. 1	West Texas State ^	N	L	14-13

^ - Sun Bowl - El Paso, Texas

### 1951 (10-1 OVERALL) • MAC CHAMPIONS

Sept. 15	VMI	H	W	26-7
Sept. 22	at Kansas State	A	W	34-0
Sept. 29	TULSA	H	W	47-35
Oct. 6	HAWAII	H	W	34-0
Oct. 13	LOUISVILLE	H	W	38-0
Oct. 20	WESTERN RESERVE	H	W	41-0
Oct. 27	TEXAS WESTERN	H	W	53-18
Nov. 3	at Hardin-Simmons	A	W	13-12
Nov. 10	at Ohio	A	W	40-0
Nov. 17	XAVIER	H	L	26-0
Nov. 24	MIAMI (OH)	H	W	19-14

### 1952 (8-1-1 Overall) • MAC CHAMPIONS

Sept. 20	DAYTON	H	W	25-0
Sept. 27	KANSAS STATE	H	W	13-6
Oct. 4	at Tulsa	A	T	14-14
Oct. 11	XAVIER	H	W	20-13
Oct. 18	WABASH	H	W	27-7
Oct. 25	KENTUCKY	H	L	14-6
Nov. 1	at Western Reserve	A	W	41-2
Nov. 8	OHIO	H	W	41-7
Nov. 15	WASHINGTON & LEE	H	W	54-0
Nov. 27	MIAMI (OH)	H	W	34-9

### 1953 (9-1 OVERALL)

Sept. 19	at Tulsa	A	W	14-7
Sept. 26	at Marquette	A	L	31-7
Oct. 3	WILLIAM & MARY	H	W	57-7
Oct. 10	TOLEDO	H	W	41-7
Oct. 17	XAVIER	H	W	20-6
Oct. 24	WESTERN RESERVE	H	W	66-0
Oct. 31	DAYTON	H	W	27-0
Nov. 7	at Louisville	A	W	41-0
Nov. 14	VMI	H	W	67-0
Nov. 26	MIAMI (OH)	H	W	14-0

### 1954 (8-2 OVERALL)

Sept. 18	at Detroit	A	W	21-13
Sept. 25	DAYTON	H	W	42-13
Oct. 2	TULSA	H	W	40-7
Oct. 9	at Marquette	A	W	30-13
Oct. 16	HARDIN-SIMMONS	H	W	27-13
Oct. 23	XAVIER	H	W	33-0
Oct. 30	PACIFIC	H	W	13-7
Nov. 6	at Arizona State	A	W	34-7
Nov. 13	WICHITA	H	L	13-0
Nov. 25	MIAMI (OH)	H	L	21-9



**GEORGE BLACKBURN**

6 YEARS - 25-27-6 (.483)

### 1955 (1-6-2 OVERALL)

Sept. 24	DAYTON	H	L	15-14
Oct. 1	at Pacific	A	L	27-13
Oct. 8	XAVIER	H	L	37-0
Oct. 15	MARQUETTE	H	W	13-12
Oct. 22	at Tulsa	A	T	21-21
Oct. 29	DETROIT	H	T	0-0
Nov. 5	at Wichita	A	L	20-16
Nov. 12	HARDIN-SIMMONS	H	L	53-20
Nov. 24	(16) MIAMI (OH)	H	L	14-0

# 2015 UNIVERSITY OF CINCINNATI FOOTBALL

## ALL-TIME SCORES

### 1956 (4-5 OVERALL)

Sept. 22	DAYTON	H	L	19-13
Sept. 29	TULSA	H	W	7-6
Oct. 6	at Pacific	A	L	21-15
Oct. 13	XAVIER	H	L	34-14
Oct. 20	at Navy	A	L	13-7
Oct. 27	at Marquette	A	W	33-13
Nov. 3	DETROIT	H	W	33-7
Nov. 10	WICHITA	H	W	21-0
Nov. 22	MIAMI (OH)	H	L	27-13

### 1957 (5-4-1 OVERALL)

Sept. 21	DAYTON	H	T	13-13
Sept. 28	at Wichita	A	W	19-13
Oct. 5	HOUSTON	H	L	7-0
Oct. 12	XAVIER	H	W	23-14
Oct. 19	MARQUETTE	H	W	14-0
Oct. 26	PACIFIC	H	W	7-2
Nov. 2	DETROIT	H	L	20-12
Nov. 9	at Indiana	A	W	21-0
Nov. 16	at Tulsa	A	L	12-7
Nov. 28	MIAMI (OH)	H	L	20-14

### 1958 (6-2-2 OVERALL)

Sept. 20	DAYTON	H	W	14-0
Sept. 27	WICHITA	H	T	16-16
Oct. 4	(19) HOUSTON	H	L	34-13
Oct. 11	XAVIER	H	W	14-8
Oct. 18	at Pacific	A	W	12-6
Oct. 25	OKLAHOMA STATE	H	L	19-14
Nov. 1	at North Texas State	A	T	8-8
Nov. 8	TULSA	H	W	15-6
Nov. 15	at Marquette	A	W	15-0
Nov. 27	MIAMI (OH)	H	W	18-7

### 1959 (5-4-1 OVERALL)

Sept. 19	at Oklahoma State	A	W	22-9
Sept. 26	DAYTON	H	W	21-7
Oct. 3	at Houston	A	L	13-12
Oct. 10	NORTH TEXAS STATE	H	L	21-6
Oct. 17	at Wichita	A	T	28-28
Oct. 24	PACIFIC	H	W	21-14
Oct. 31	XAVIER	H	W	28-0
Nov. 7	at Tulsa	A	L	14-7
Nov. 14	MARQUETTE	H	L	35-34
Nov. 26	MIAMI (OH)	H	W	14-7

### 1960 (4-6 OVERALL)

Sept. 17	HARDIN-SIMMONS	H	W	15-14
Sept. 24	DAYTON	H	W	27-21
Oct. 1	at North Texas State	A	W	21-0
Oct. 7	at Detroit	A	L	14-0
Oct. 15	WICHITA	H	L	25-8
Oct. 22	TULSA	H	L	34-3
Oct. 29	XAVIER	H	L	5-0
Nov. 5	at Houston	A	L	14-0
Nov. 12	at Marquette	A	W	33-13
Nov. 19	MIAMI (OH)	H	L	10-6



## CHUCK STUDLEY

6 YEARS - 27-33 (.450)

### 1961 (3-7 OVERALL)

Sept. 16	DAYTON	H	W	16-12
Sept. 23	at Boston College	A	L	23-0
Sept. 30	at Wichita	A	L	21-13
Oct. 7	XAVIER	H	L	17-12
Oct. 14	AIR FORCE	H	L	8-6
Oct. 21	HOUSTON	H	L	13-7
Oct. 28	NORTH TEXAS STATE	H	W	21-9
Nov. 4	at Tulsa	A	L	19-0
Nov. 18	MIAMI (OH)	H	L	3-7
Nov. 25	DETROIT	H	W	19-13

### 1962 (2-8 OVERALL, 1-2 MVC)

Sept. 22	DAYTON	H	W	13-0
Sept. 29	INDIANA	H	L	26-6
Oct. 6	WICHITA STATE	H	W	27-15
Oct. 20	at North Texas State	A	L	14-8
Oct. 27	RICHMOND	H	L	21-20
Nov. 3	TULSA	H	L	24-18
Nov. 9	at Detroit	A	L	15-14
Nov. 17	MIAMI (OH)	H	L	38-16
Nov. 24	XAVIER	H	L	7-6
Dec. 1	at Houston	A	L	42-14

### 1963 (6-4 OVERALL, 3-1 MVC) • MVC CO-CHAMPIONS

Sept. 21	DRAKE	H	W	28-0
Sept. 28	at Army	A	L	22-0
Oct. 5	XAVIER	H	W	35-22
Oct. 12	at Tulsa	A	W	21-15
Oct. 19	DETROIT	H	W	35-0
Oct. 26	at Indiana	A	L	20-6
Nov. 2	DAYTON	H	W	35-8
Nov. 9	NORTH TEXAS STATE	H	W	39-7
Nov. 16	at Wichita State	A	L	23-20
Nov. 28	MIAMI (OH)	H	L	21-19

### 1964 (8-2 OVERALL, 4-0 MVC) • MVC CHAMPIONS

Sept. 26	DAYTON	H	W	20-10
Oct. 2	at Detroit	A	W	19-0
Oct. 10	XAVIER	H	W	35-6
Oct. 17	at Boston College	A	L	10-0
Oct. 24	TULSA	H	W	28-23
Oct. 31	GEORGE WASHINGTON	H	L	17-15
Nov. 7	at North Texas State	A	W	27-6
Nov. 14	at Wichita State	A	W	19-7
Nov. 21	MIAMI (OH)	H	W	28-14
Nov. 28	at Houston	A	W	20-6

### 1965 (5-5 OVERALL, 2-2 MVC)

Sept. 18	DAYTON	H	W	28-0
Sept. 24	at Houston	A	L	21-6
Oct. 2	WICHITA STATE	H	W	14-6
Oct. 9	XAVIER	H	L	14-3
Oct. 15	at George Washington	A	W	13-3
Oct. 23	at Tulsa	A	L	49-6
Oct. 30	NORTH TEXAS STATE	H	L	28-24
Nov. 6	at Kansas State	A	W	21-14
Nov. 13	SOUTH DAKOTA	H	W	41-0
Nov. 20	MIAMI (OH)	H	L	37-7

### 1966 (3-7 OVERALL, 2-2 MVC)

Sept. 24	DAYTON	H	L	23-7
Oct. 1	at Wichita State	A	W	20-6
Oct. 8	XAVIER	H	L	25-13
Oct. 15	at Tulane	A	L	28-21
Oct. 22	KANSAS STATE	H	W	28-14
Oct. 29	TULSA	H	L	13-0
Nov. 5	at North Texas State	A	L	35-13
Nov. 12	LOUISVILLE	H	W	17-3
Nov. 19	at Memphis	A	L	26-14
Nov. 26	MIAMI (OH)	H	L	28-8



## HOMER RICE

2 YEARS - 8-10-1 (.463)

### 1967 (3-6 OVERALL, 2-2 MVC)

Sept. 23	DAYTON	H	L	27-13
Sept. 30	at Memphis	A	L	17-0
Oct. 7	WICHITA STATE	H	W	14-6
Oct. 14	XAVIER	H	L	15-10
Oct. 21	at Tulsa	A	L	35-6
Oct. 28	NORTH TEXAS STATE	H	L	34-14
Nov. 4	BOSTON COLLEGE	H	W	27-21
Nov. 11	at Louisville	A	W	13-7
Nov. 18	MIAMI (OH)	H	L	27-14

### 1968 (5-4-1 OVERALL, 3-2 MVC)

Sept. 21	at Texas Tech	A	T	10-10
Sept. 28	XAVIER	H	W	17-14
Oct. 4	at (12) Houston	A	L	71-33
Oct. 12	TAMPA	H	W	31-28
Oct. 19	at Wichita State	A	W	40-27
Oct. 26	TULSA	H	L	34-27
Nov. 2	at North Texas State	A	L	55-34
Nov. 9	LOUISVILLE	H	W	37-7
Nov. 16	OHIO	H	L	60-48
Nov. 23	MIAMI (OH)	H	W	23-21



## RAY CALLAHAN

4 YEARS - 20-23 (.465)

### 1969 (4-6 OVERALL, 2-3 MVC)

Sept. 13	at West Virginia	A	L	57-11
Sept. 20	WILLIAM & MARY	H	W	26-18
Oct. 4	XAVIER	H	W	17-14
Oct. 11	MEMPHIS	H	L	52-6
Oct. 18	WICHITA STATE	H	W	21-14
Oct. 25	at Tulsa	A	L	40-24
Nov. 1	NORTH TEXAS STATE	H	L	31-30
Nov. 8	at Louisville	A	W	31-21
Nov. 15	at Ohio	A	L	46-6
Nov. 22	MIAMI (OH)	H	L	36-20

### 1970 (7-4 OVERALL)

Sept. 12	at Tulsa	A	L	7-3
Sept. 19	DAYTON (RS)	H	W	13-7
Sept. 26	at William & Mary	A	W	17-10
Oct. 2	TULANE	H	L	6-3
Oct. 10	XAVIER	H	W	42-0
Oct. 24	OHIO	H	W	29-21
Oct. 31	at Wichita State	A	W	35-5
Nov. 7	at North Texas State	A	W	30-10
Nov. 14	LOUISVILLE	H	L	28-14
Nov. 21	MIAMI (OH)	H	W	33-0
Nov. 28	at Memphis	A	L	14-10

# 2015 UNIVERSITY OF CINCINNATI FOOTBALL

## ALL-TIME SCORES

### 1971 (7-4 OVERALL)

Sept. 11	at Dayton	A	L	16-3
Sept. 18	KENT	H	W	42-20
Sept. 25	HOUSTON	H	L	12-3
Oct. 2	at Texas A&M	A	W	17-0
Oct. 9	XAVIER	H	W	30-7
Oct. 16	WICHITA STATE	H	W	20-7
Oct. 30	MEMPHIS	H	L	45-21
Nov. 6	NORTH TEXAS STATE	H	W	40-7
Nov. 13	OHIO	H	W	23-15
Nov. 20	at Miami (OH)	A	L	43-7
Nov. 27	at Louisville	A	W	19-16

### 1972 (2-9 OVERALL)

Sept. 9	at Indiana State	A	W	10-7
Sept. 16	at (2) Colorado	A	L	56-14
Sept. 23	XAVIER	H	L	19-7
Sept. 30	VILLANOVA	H	W	14-7
Oct. 7	OHIO	H	L	28-14
Oct. 14	at Wichita State	A	L	20-17
Oct. 28	LOUISVILLE	H	L	38-13
Nov. 4	at North Texas State	A	L	27-25
Nov. 11	at Memphis	A	L	49-24
Nov. 18	MIAMI (OH)	H	L	23-0
Nov. 25	at Houston	A	L	49-0



**TONY MASON**

4 YEARS - 26-18 (.591)

### 1973 (4-7 OVERALL)

Sept. 15	XAVIER	H	W	40-7
Sept. 22	at Villanova	A	L	14-7
Sept. 29	at Tulsa	A	L	16-13
Oct. 6	at Temple	A	L	16-15
Oct. 13	S.W. LOUISIANA	H	W	27-0
Oct. 20	WICHITA STATE	H	W	27-6
Oct. 27	at Louisville	A	L	10-8
Nov. 3	NORTH TEXAS STATE	H	W	52-3
Nov. 10	at Ohio	A	L	14-8
Nov. 17	at (17) Miami (OH)	A	L	6-0
Nov. 24	MEMPHIS	H	L	17-13

### 1974 (7-4 OVERALL)

Sept. 14	at Washington	A	L	21-17
Sept. 21	at Rice	A	W	28-21
Sept. 28	LOUISVILLE	H	W	7-6
Oct. 12	at Memphis	A	L	13-7
Oct. 19	at Wichita State	A	W	43-0
Oct. 25	at Houston	A	L	27-6
Nov. 2	TEMPLE	H	W	22-20
Nov. 9	OHIO	H	W	35-13
Nov. 16	(12) MIAMI (OH)	H	L	27-7
Nov. 23	CHATTANOOGA	H	W	35-20
Nov. 30	LOUISIANA-MONROE	H	W	20-7

### 1975 (6-5 OVERALL)

Sept. 13	RICHMOND	H	W	19-6
Sept. 20	MEMPHIS	H	W	13-3
Sept. 27	at Louisville	A	W	46-27
Oct.. 4	at Temple	A	L	21-17
Oct. 11	at Tulsa	A	L	24-16
Oct. 18	ARKANSAS STATE	H	L	14-9
Oct. 25	SW LOUISIANA	H	W	23-17
Nov. 1	HOUSTON	H	W	28-23
Nov. 8	(16) MARYLAND (RS)	H	L	21-19
Nov. 15	at Ohio	A	W	6-5
Nov. 22	at (16) Miami (OH)	A	L	21-13

### 1976 (9-2 OVERALL)

Sept. 11	at Tulane	A	W	21-14
Sept. 18	**at SW Louisiana	A	L	7-3
Sept. 25	MIAMI (OH)	H	W	17-0
Oct. 2	at Southern Miss	A	W	28-21
Oct. 9	at Arizona State	A	W	14-0
Oct. 16	TULSA	H	W	16-7
Oct. 23	at (10) Georgia	A	L	31-17
Oct. 30	at (5) Maryland	A	L	21-0
Nov. 6	OHIO	H	W	35-0
Nov. 13	VANDERBILT	H	W	33-7
Nov. 20	LOUISVILLE	H	W	20-6

\*\* - Later won by forfeit



**RALPH STAUB**

4 YEARS - 14-28-2 (.341)

### 1977 (5-4-2 OVERALL)

Sept. 10	NORTHWESTERN ST	H	W	41-0
Sept. 17	at Louisville	A	T	17-17
Sept. 24	LOUISIANA-MONROE	H	W	63-0
Oct. 1	SOUTHERN MISS	H	W	17-6
Oct. 8	at Florida State	A	L	14-0
Oct. 15	at Tulane	A	L	16-13
Oct. 22	TULSA	H	W	28-0
Oct. 29	TEMPLE	H	T	17-17
Nov. 5	at Ohio	A	W	38-26
Nov. 19	at Vanderbilt	A	L	13-9
Nov. 24	MIAMI (OH)	H	L	12-7

### 1978 (5-6 OVERALL)

Sept. 16	SOUTHERN MISS	H	W	26-14
Sept. 23	LOUISVILLE	H	L	28-14
Sept. 30	at Richmond	A	L	51-28
Oct. 7	at (18) Florida State	A	L	26-21
Oct. 14	at Temple	A	L	16-13
Oct. 21	TULSA	H	L	27-26
Oct. 28	at SW Louisiana	A	W	38-13
Nov. 4	LOUISIANA-MONROE	H	W	20-7
Nov. 11	OHIO	H	W	35-0
Nov. 18	at Miami (OH)	A	L	28-24
Nov. 25	at Memphis	A	W	34-14

### 1979 (2-9 OVERALL)

Sept. 15	at Southern Miss	A	L	24-6
Sept. 22	at Louisville	A	L	22-19
Sept. 29	VILLANOVA	H	W	27-13
Oct. 6	at (18) North Carolina	A	L	35-14
Oct. 13	at Pittsburgh	A	L	35-0
Oct. 20	at Temple	A	L	35-20
Oct. 27	RICHMOND	H	W	17-14
Nov. 3	(6) FLORIDA STATE	H	L	26-21
Nov. 10	OHIO	H	L	27-7
Nov. 17	at Miami (OH)	A	L	27-14
Nov. 24	at Memphis	A	L	23-17

### 1980 (2-9 OVERALL)

Sept. 6	at West Virginia	A	L	41-27
Sept. 13	at Tulsa	A	L	31-13
Sept. 20	at Rutgers	A	L	24-7
Sept. 27	WICHITA STATE	H	L	13-8
Oct. 4	at Villanova	A	L	23-6
Oct. 11	at (17) South Carolina	A	L	49-7
Oct. 18	at Temple	A	L	23-7
Oct. 25	at Richmond	A	L	24-10

Nov. 1	MEMPHIS	H	W	14-10
Nov. 8	at Louisville	A	L	20-0
Nov. 22	MIAMI (OH)	H	W	23-13



**MIKE GOTTFRIED**

2 YEARS - 12-10 (.545)

### 1981 (6-5 OVERALL)

Sept. 5	YOUNGSTOWN STATE	H	L	19-13
Sept. 12	at (9) Penn State	A	L	52-0
Sept. 19	at (7) Pittsburgh	A	L	38-7
Sept. 26	RUTGERS	H	W	10-0
Oct. 3	at Ohio	A	W	19-9
Oct. 10	RICHMOND	H	W	27-18
Oct. 17	TEMPLE	H	L	24-13
Oct. 24	TULANE	H	W	17-13
Oct. 31	MEMPHIS	H	W	38-7
Nov. 14	LOUISVILLE	H	W	24-0
Nov. 21	at Miami (OH)	A	L	7-3

### 1982 (6-5 OVERALL)

Sept. 4	at Florida State	A	L	38-31
Sept. 11	LOUISVILLE (RS)	H	W	38-16
Sept. 25	YOUNGSTOWN STATE	H	W	52-3
Oct. 2	at South Carolina	A	L	37-10
Oct. 9	LONG BEACH ST. (RS)	H	W	34-14
Oct. 16	at Memphis	A	W	16-7
Oct. 23	at (7) Alabama	A	L	21-3
Oct. 30	at Temple	A	L	41-7
Nov. 13	MORGAN STATE (RS)	H	W	52-0
Nov. 18	MIAMI (OH) (RS)	H	W	20-10
Nov. 27	at Miami (FL)	A	L	19-13



**WATSON BROWN**

1 YEAR - 4-6-1 (.409)

### 1983 (4-6-1 OVERALL)

Sept. 10	at (20) Penn State	A	W	14-3
Sept. 17	OKLAHOMA STATE	H	L	27-17
Sept. 24	at Louisville	A	L	31-23
Oct. 1	CORNELL (RS)	H	W	48-20
Oct. 8	TEMPLE (RS)	H	W	31-16
Oct. 15	at Florida State	A	L	43-17
Oct. 22	(8) MIAMI (FL) (RS)	H	L	17-7
Oct. 29	at Kentucky	A	T	13-13
Nov. 5	RUTGERS (RS)	H	W	18-7
Nov. 12	MEMPHIS (RS)	H	L	43-10
Nov. 19	at Miami (OH)	A	L	14-10



**DAVE CURREY**

5 YEARS - 19-36 (.345)

### 1984 (2-9 OVERALL)

Sept. 8	AKRON	H	W	28-27
Sept. 15	YOUNGSTOWN STATE	H	L	27-23
Sept. 22	at Memphis	A	L	47-7
Sept. 29	at Rutgers	A	L	43-15
Oct. 13	(10) MIAMI (FL) (RS)	H	L	49-25
Oct.. 20	at (17) Florida	A	L	48-17
Oct. 27	LOUISVILLE (RS)	H	W	40-21
Nov. 3	at Temple	A	L	42-10
Nov. 10	at (20) Auburn	A	L	60-0
Nov. 17	ALABAMA (RS)	H	L	29-7
Nov. 22	MIAMI (OH) (RS)	H	L	31-26

# 2015 UNIVERSITY OF CINCINNATI FOOTBALL

## ALL-TIME SCORES

### 1985 (5-6 OVERALL)

Aug. 31	VIRGINIA TECH	H	W	31-14
Sept. 7	AUSTIN PEAY	H	W	31-9
Sept. 14	at Youngstown State	A	W	29-27
Sept. 21	at Alabama	A	L	45-10
Sept. 28	at Kentucky	A	L	27-7
Oct. 5	TEMPLE (RS)	H	L	28-16
Oct. 12	at Miami (FL)	A	L	38-0
Oct. 19	at Louisville	A	W	31-9
Oct. 26	BOSTON COLLEGE (RS)	H	W	24-17
Nov. 9	(2) PENN STATE (RS)	H	L	31-10
Nov. 23	at Miami (OH)	A	L	16-10

### 1986 (5-6 OVERALL)

Sept. 6	at Virginia Tech	A	W	24-20
Sept. 13	MIAMI (OH) (RS)	H	W	45-38
Sept. 20	at Rutgers	A	L	48-28
Sept. 27	KENTUCKY (RS)	H	L	37-20
Oct. 4	LOUISVILLE	H	W	24-17
Oct. 11	at (5) Penn State	A	L	23-17
Oct. 18	(1) MIAMI (FL)	H	L	45-13
Oct. 25	at Wichita State	A	W	24-19
Nov. 1	INDIANA STATE	H	W	46-14
Nov. 8	at (9) Auburn	A	L	52-7
Nov. 15	at East Carolina	A	L	32-19

### 1987 (4-7 OVERALL)

Sept. 5	RUTGERS	H	L	10-7
Sept. 12	at Louisville	A	W	25-0
Sept. 19	at (20) Penn State	A	L	41-0
Sept. 26	MIAMI (OH)	H	W	31-26
Oct. 10	at East Carolina	A	L	56-28
Oct. 17	at West Virginia	A	L	45-17
Oct. 24	(3) MIAMI (FL) (RS)	H	L	48-10
Oct. 31	TENNESSEE TECH	H	W	38-17
Nov. 7	at Indiana State	A	L	40-16
Nov. 14	AUSTIN PEAY	H	W	42-10
Nov. 21	at Virginia Tech	A	L	21-20

### 1988 (3-8 OVERALL)

Sept. 10	at Boston College	A	L	41-7
Sept. 17	AUSTIN PEAY	H	W	52-7
Sept. 24	at Miami (OH)	A	W	34-18
Oct. 1	at Rutgers	A	L	38-9
Oct. 8	at Penn State	A	L	35-9
Oct. 15	VIRGINIA TECH	H	L	41-14
Oct. 22	at (3) Miami (FL)	A	L	57-3
Oct. 29	LOUISVILLE	H	L	21-6
Nov. 5	(4) WEST VIRGINIA (RS)	H	L	51-13
Nov. 12	INDIANA STATE	H	W	40-21
Nov. 19	EAST CAROLINA	H	L	49-14



**TIM MURPHY**

5 YEARS - 17-37-1 (.318)

### 1989 (1-9-1 OVERALL)

Sept. 2	RUTGERS	H	T	17-17
Sept. 16	EAST CAROLINA	H	L	21-14
Sept. 23	at Miami (OH)	A	W	30-14
Sept. 30	at Louisville	A	L	37-17
Oct. 7	at (2) Miami (FL)	A	L	56-0
Oct. 14	MEMPHIS	H	L	34-17
Oct. 21	at (18) West Virginia	A	L	69-3
Oct. 28	at Akron	A	L	31-0
Nov. 4	at Kentucky	A	L	31-0
Nov. 11	MOREHEAD STATE	H	L	13-10
Nov. 18	NORTHERN ILLINOIS	H	L	56-3

### 1990 (1-10 OVERALL)

Sept. 2	BOWLING GREEN (RS)	H	L	34-20
Sept. 8	at Central Michigan	A	L	34-0
Sept. 15	at Iowa	A	L	63-10
Sept. 22	MIAMI (OH) (RS)	H	L	16-12
Sept. 29	at Kent State	A	W	27-24
Oct. 13	at West Virginia	A	L	28-20
Oct. 20	at East Carolina	A	L	56-32
Oct. 27	at Tulane	A	L	49-7
Nov. 3	(25) LOUISVILLE (RS)	H	L	41-16
Nov. 10	at (12) Florida State	A	L	70-21
Nov. 17	at Alabama	A	L	45-7

### 1991 (4-7 OVERALL)

Sept. 7	at (5) Penn State	A	L	81-0
Sept. 14	at North Carolina	A	L	51-16
Sept. 21	at Bowling Green	A	L	20-16
Sept. 28	MIAMI (OH)	H	L	22-9
Oct. 5	at Louisville	A	W	30-7
Oct. 12	at Kent State	A	W	38-19
Oct. 19	at Virginia Tech	A	L	56-9
Oct. 26	SOUTHERN MISS.	H	W	17-7
Nov. 2	at Kentucky	A	L	20-17
Nov. 9	MIDDLE TENNESSEE ST.	H	W	30-10
Nov. 23	(13) EAST CAROLINA	H	L	30-19

### 1992 (3-8 OVERALL)

Sept. 5	(8) PENN STATE	H	L	24-20
Sept. 19	at Miami (OH)	A	L	17-14
Sept. 26	at (8) Tennessee	A	L	40-0
Oct. 3	KENT STATE	H	W	31-0
Oct. 10	at Memphis	A	L	34-14
Oct. 17	at East Carolina	A	L	42-21
Oct. 24	at Southern Miss.	A	L	31-17
Oct. 31	LOUISVILLE	H	L	27-17
Nov. 7	RUTGERS	H	W	26-24
Nov. 14	KENTUCKY	H	W	17-13
Nov. 21	AKRON	H	L	24-22

### 1993 (8-3 OVERALL)

Sept. 4	AUSTIN PEAY	H	W	42-10
Sept. 11	at Bowling Green	A	L	21-7
Sept. 18	MIAMI (OH)	H	W	30-23
Sept. 25	at (11) Syracuse	A	L	24-21
Oct. 2	at Tulsa	A	W	22-15
Oct. 9	at Vanderbilt	A	L	17-7
Oct. 16	BALL STATE	H	W	44-12
Oct. 23	at Toledo	A	W	31-24
Oct. 30	MEMPHIS	H	W	23-20
Nov. 13	at Houston	A	W	41-17
Nov. 20	EAST CAROLINA	H	W	34-14



**RICK MINTER**

10 YEARS - 53-63-1 (.457)

### 1994 (2-8-1 OVERALL)

Sept. 3	at Indiana	A	L	28-3
Sept. 10	SYRACUSE	H	L	34-19
Sept. 17	at Miami (OH)	A	T	17-17
Oct. 1	BOWLING GREEN	H	L	38-0
Oct. 8	VANDERBILT	H	L	34-24
Oct. 15	at Rutgers	A	L	14-9
Oct. 22	at Memphis	A	L	26-3
Oct. 29	at East Carolina	A	L	35-21
Nov. 5	TROY STATE	H	W	28-24
Nov. 12	at Wisconsin	A	L	38-7
Nov. 19	TULSA	H	W	28-13

### 1995 (6-5 OVERALL)

Sept. 2	at Kansas	A	L	23-18
Sept. 9	KANSAS STATE	H	L	23-21
Sept. 16	at Virginia Tech	A	W	16-0
Sept. 23	at Miami (OH)	A	L	23-16
Sept. 30	TOLEDO	H	L	45-31
Oct. 7	EAST CAROLINA	H	W	13-10
Oct. 14	SOUTHERN MISS	H	W	16-13
Oct. 21	MEMPHIS	H	W	28-3
Oct. 28	at Northern Illinois	A	W	55-19
Nov. 11	at Kentucky	A	L	33-14
Nov. 18	at Tulsa	A	W	24-5

### 1996 (6-5 OVERALL, 2-3 C-USA)

Aug. 30	TULANE *	H	L	34-14
Sept. 7	KENTUCKY	H	W	24-3
Sept. 14	at (17) Kansas State	A	L	35-0
Sept. 28	MIAMI (OH)	H	W (30T)	30-23
Oct. 5	at Memphis *	A	L	18-16
Oct. 12	BOSTON COLLEGE	H	L	24-17
Oct. 19	HOUSTON *	H	W	31-20
Oct. 26	at Louisville *	A	W	10-7
Nov. 2	at Southern Miss *	A	L	21-17
Nov. 16	at UAB	A	W	34-14
Nov. 23	LOUISIANA-MONROE	H	W	35-13

### 1997 (8-4 OVERALL, 2-4 C-USA)

Aug. 28	TULSA	H	W	34-24
Sept. 6	at Tulane *	A	L	31-17
Sept. 20	KANSAS	H	W	34-7
Sept. 27	at Boston College	A	W	24-6
Oct. 4	MEMPHIS *	H	W	20-17
Oct. 11	UAB	H	W	33-29
Oct. 18	at Houston *	A	L (20T)	41-38
Oct. 25	at Miami (OH)	A	W (20T)	34-31
Nov. 1	(24) SOUTHERN MISS *	H	L	24-17
Nov. 8	LOUISVILLE *	H	W	28-9
Nov. 13	at East Carolina *	A	L	14-7
Dec. 29	Utah State ^	N	W	35-19

^ - Humanitarian Bowl, Boise Idaho

### 1998 (2-9 OVERALL, 1-5 C-USA)

Sept. 5	TULANE *	H	L	52-34
Sept. 12	MIAMI (FL)	H	L	38-12
Sept. 19	at Army *	A	L	37-20
Sept. 26	INDIANA	H	L	48-14
Oct. 3	at Louisville *	A	L	62-19
Oct. 10	at (24) Syracuse	A	L	63-21
Oct. 17	at Memphis *	A	L	41-23
Oct. 24	MIAMI (OH)	H	L	41-0
Nov. 5	EAST CAROLINA *	H	L	24-21
Nov. 14	HOUSTON *	H	W	44-43
Nov. 21	at Arkansas State	A	W	51-7

**1999 (3-8 OVERALL, 0-6 C-USA)**

Sept. 4	KENT STATE	H	W	41-3
Sept. 11	TROY STATE	H	L	31-24
Sept. 18	(9) WISCONSIN	H	W	17-12
Sept. 25	at (12) Ohio State	A	L	34-20
Oct. 9	at Houston *	A	L	23-20
Oct. 16	UAB *	H	L (OT)	24-21
Oct. 23	at (21) Southern Miss*	A	L	28-20
Oct. 30	at Miami (OH)	A	W	52-42
Nov. 6	LOUISVILLE *	H	L	23-13
Nov. 13	at (24) East Carolina*	A	L	48-34
Nov. 20	MEMPHIS *	H	L	21-13

**2000 (7-5 OVERALL, 5-2 C-USA)**

Sept. 4	ARMY	H	W	23-17
Sept. 9	SYRACUSE	H	W	12-10
Sept. 16	at (4) Wisconsin	A	L (OT)	28-25
Sept. 23	at Indiana	A	L	42-6
Sept. 30	at Tulane *	A	L	24-19
Oct. 7	HOUSTON *	H	W	48-31
Oct. 14	at Louisville *	A	L	38-24
Oct. 28	MIAMI (OH)	H	W	45-15
Nov. 4	UAB *	H	W	33-21
Nov. 11	at Memphis *	A	W (OT)	13-10
Nov. 18	(24) SOUTHERN MISS *	H	W	27-24
Dec. 27	vs. Marshall ^	N	L	25-14

^ - Motor City Bowl, Detroit, Mich.

**2001 (7-5 OVERALL, 5-2 C-USA)**

Sept. 2	PURDUE	H	L	19-14
Sept. 8	at Army *	A	W	27-24
Sept. 22	at Miami (OH)	A	L	21-14
Oct. 6	TULANE *	H	W	46-33
Oct. 13	at UAB *	A	W	31-17
Oct. 20	at Houston *	A	W	29-28
Oct. 27	LOUISVILLE *	H	L	28-13
Nov. 3	CONNECTICUT	H	W	45-28
Nov. 10	EAST CAROLINA *	H	L	28-26
Nov. 24	at Memphis *	A	W	36-34
Dec. 1	LOUISIANA-MONROE*	H	W	42-10
Dec. 29	(25) Toledo ^	N	L	23-16

^ - Motor City Bowl, Detroit, Mich.

**2002 (7-7 OVERALL, 6-2 C-USA) • C-USA CO-CHAMPIONS**

Sept. 2	TCU *	H	W (OT)	36-29
Sept. 14	WEST VIRGINIA	H	L	35-32
Sept. 21	(6) OHIO STATE (PBS)	H	L	23-19
Sept. 28	at Temple	A	W	35-22
Oct. 5	MIAMI (OH)	H	L	31-26
Oct. 12	at Tulane *	A	L	35-17
Oct. 19	at Southern Miss *	A	L	23-14
Oct. 26	MEMPHIS *	H	W	48-10
Nov. 7	at Louisville *	A	W	24-14
Nov. 16	HOUSTON *	H	W	47-14
Nov. 23	at Hawai'i	A	L	20-19
Nov. 30	UAB *	H	W	31-23
Dec. 6	at East Carolina *	A	W	42-26
Dec. 17	North Texas^	N	L	24-19

^ - New Orleans Bowl, New Orleans, La.

**2003 (5-7 OVERALL, 2-6 C-USA)**

Sept. 1	EAST CAROLINA*	H	W	40-3
Sept. 13	at West Virginia	A	W	15-13
Sept. 20	TEMPLE (30T)	H	W	30-24
Sept. 27	at Miami (OH)	A	L	42-37
Oct. 4	SOUTHERN MISS*	H	L	22-20
Oct. 11	at UAB*	A	L	31-14
Oct. 25	ARMY*	H	W	33-29
Oct. 31	at USF* (20T)	A	L	24-17
Nov. 8	RHODE ISLAND	H	W	31-24
Nov. 15	at (9) TCU*	A	L	43-10
Nov. 22	at Memphis*	A	L	21-16
Nov. 27	LOUISVILLE*	H	L	43-40

**MARK DANTONIO****3 YEARS - 18-17 (.514)****2004 (7-5 OVERALL, 5-3 C-USA)**

Sept. 4	at (9) Ohio State	A	L	27-6
Sept. 11	MIAMI (OH)	H	W	45-26
Sept. 18	at Syracuse	A	L	19-7
Sept. 25	at East Carolina*	A	W	24-19
Oct. 2	UAB*	H	L	30-27
Oct. 9	at Army*	A	L	48-29
Oct. 23	MEMPHIS*	H	W	49-10
Oct. 30	TCU*	H	W	21-10
Nov. 6	at (21) Southern Miss*	A	W	52-24
Nov. 20	USF*	H	W	45-23
Nov. 27	at (7) Louisville*	A	L	70-7
Dec. 23	vs. Marshall ^	N	W	32-14

^ - Fort Worth Bowl, Fort Worth, Texas

**2005 (4-7 OVERALL, 2-5 BIG EAST)**

Sept. 1	EASTERN MICHIGAN	H	W	28-26
Sept. 10	at Penn State	A	L	42-24
Sept. 17	WESTERN CAROLINA	H	W	7-3
Sept. 28	at Miami (OH)	A	L	44-16
Oct. 8	at Pittsburgh*	A	L	38-20
Oct. 15	CONNECTICUT*	H	W	28-17
Oct. 22	LOUISVILLE*	H	L	46-22
Oct. 29	at Syracuse*	A	W	22-16
Nov. 9	(16) WEST VIRGINIA*	H	L	38-0
Nov. 19	at USF*	A	L	31-16
Nov. 26	at Rutgers*	A	L	44-9

**2006 (8-5 OVERALL, 4-3 BIG EAST)**

Sept. 2	EASTERN KENTUCKY	H	W	31-0
Sept. 8	PITTSBURGH*	H	L	33-15
Sept. 16	at (1) Ohio State	A	L	37-7
Sept. 23	at (11) Virginia Tech	A	L	29-13
Sept. 30	MIAMI (OH)	H	W	24-10
Oct. 7	AKRON	H	W	20-14
Oct. 14	at (7) Louisville*	A	L	23-17
Oct. 22	USF*	H	W	23-6
Oct. 28	SYRACUSE*	H	W	17-3
Nov. 11	at (10) West Virginia*	A	L	42-24
Nov. 18	(7) RUTGERS*	H	W	30-11
Nov. 25	at Connecticut*	A	W	26-23
Jan. 6	vs. Western Michigan^	N	W	27-24

^ - International Bowl, Toronto, Canada

**BRIAN KELLY****3 YEARS - 34-6 (.850)****2007 (10-3 OVERALL, 4-3 BIG EAST)**

Aug. 30	SE MISSOURI STATE	H	W	59-3
Sept. 6	OREGON STATE	H	W	34-3
Sept. 15	at Miami (OH)	A	W	47-10
Sept. 22	MARSHALL	H	W	40-14
Sept. 29	at San Diego State	A	W	52-23
Oct. 6	at (21) Rutgers*	A	W	28-23
Oct. 13	LOUISVILLE*	H	L	28-24
Oct. 20	at Pittsburgh*	A	L	24-17
Nov. 3	at (20) USF*	A	W	38-33
Nov. 10	(16) CONNECTICUT*	H	W	27-3
Nov. 17	(5) WEST VIRGINIA*	H	L	28-23
Nov. 24	at Syracuse*	A	W	52-31
Dec. 22	vs. Southern Miss^	N	W	31-21

^ - PapaJohns.com Bowl, Birmingham, Ala.

**2008 (11-3 OVERALL, 5-1 BIG EAST) • BIG EAST CHAMPIONS**

Aug. 28	EASTERN KENTUCKY	H	W	40-7
Sept. 6	at (4) Oklahoma	A	L	52-26
Sept. 20	MIAMI (OH)	H	W	45-20
Sept. 27	at Akron	A	W	17-15
Oct. 3	at Marshall	A	W	33-10
Oct. 11	RUTGERS*	H	W	13-10
Oct. 25	at Connecticut*	A	L	40-16
Oct. 30	(23) USF*	H	W	24-10
Nov. 8	at (20) West Virginia*	A	W	26-23 (OT)
Nov. 14	at Louisville*	A	W	28-20
Nov. 22	PITTSBURGH*	H	W	28-21
Nov. 29	SYRACUSE*	H	W	30-10
Dec. 6	at Hawai'i	A	W	29-24
Jan. 1	vs. (19) Virginia Tech^	N	L	20-7

^ - FedEx Orange Bowl, Miami Gardens, Fla.

**2009 (12-1 OVERALL, 6-0 BIG EAST) • BIG EAST CHAMPIONS**

Sept. 7	at Rutgers *	A	W	47-15
Sept. 12	SE MISSOURI ST.	H	W	70-3
Sept. 19	at (24) Oregon State	A	W	28-18
Sept. 26	FRESNO STATE	H	W	28-20
Oct. 3	at Miami (OH)	A	W	37-13
Oct. 15	at (21) USF *	A	W	34-17
Oct. 24	LOUISVILLE *	H	W	41-10
Oct. 31	at Syracuse *	A	W	28-7
Nov. 7	CONNECTICUT *	H	W	47-45
Nov. 13	(23) WEST VIRGINIA *	H	W	24-21
Nov. 27	ILLINOIS	H	W	49-36
Dec. 5	at (14) Pittsburgh *	A	W	45-44
Jan. 1	vs. (5) Florida^	N	L	51-24

^ - Allstate Sugar Bowl, New Orleans, La.

# 2015 UNIVERSITY OF CINCINNATI FOOTBALL

## ALL-TIME SCORES



### BUTCH JONES

3 YEARS - 24-14 (.632)

#### 2010 (4-8 OVERALL, 2-5 BIG EAST)

Sept. 4	at Fresno State	A	L	28-14
Sept. 11	Indiana State	H	W	40-7
Sept. 16	at NC State	A	L	30-19
Sept. 25	(8/9) Oklahoma (PBS)	H	L	31-29
Oct. 9	Miami (OH)	H	W	45-3
Oct. 15	at Louisville *	A	W	35-27
Oct. 22	USF *	H	L	38-30
Oct. 30	Syracuse *	H	L	31-7
Nov. 13	at West Virginia *	A	L	30-10
Nov. 20	Rutgers *	H	W	69-38
Nov. 27	at Connecticut *	A	L	38-17
Dec. 4	Pittsburgh *	H	L	28-10

#### 2011 (10-3 OVERALL, 5-2 BIG EAST) • BIG EAST CHAMPIONS

Sept. 3	AUSTIN PEAY	H	W	72-10
Sept. 10	at Tennessee	A	L	45-23
Sept. 17	AKRON	H	W	59-14
Sept. 22	NC STATE	H	W	44-14
Oct. 1	at Miami (OH)	A	W	27-0
Oct. 15	LOUISVILLE * (PBS)	H	W	25-16
Oct. 22	at USF *	A	W	37-34
Nov. 5	at Pittsburgh *	A	W	26-23
Nov. 12	WEST VIRGINIA * (PBS)	H	L	24-21
Nov. 19	at Rutgers *	A	L	20-3
Nov. 26	at Syracuse *	A	W	30-3
Dec. 3	CONNECTICUT *	H	W	35-27
Dec. 31	vs. Vanderbilt ^	N	W	31-24

^ -AutoZone Liberty Bowl, Memphis, Tenn.

#### 2012 (10-3 OVERALL, 5-2 BIG EAST) • BIG EAST CHAMPIONS

Sept. 6	PITTSBURGH*	H	W	34-10
Sept. 15	DELAWARE STATE	H	W	23-7
Sept. 29	vs. (25) Virginia Tech!	N	W	27-24
Oct. 6	MIAMI (OH)	H	W	52-14
Oct. 13	FORDHAM	H	W	49-17
Oct. 20	at Toledo	A	L	29-23
Oct. 26	at (14) Louisville*	A	L	34-31 (OT)
Nov. 3	SYRACUSE*	H	W	35-24
Nov. 10	at Temple*	A	W	34-10
Nov. 17	(20) RUTGERS*	H	L	10-3
Nov. 23	USF*	H	W	27-10
Dec. 1	at Connecticut*	A	W	34-17
Dec. 27	vs. Duke^	N	W	48-34

! -at FedEx Field, Landover, Md. | ^ -Belk Bowl, Charlotte, N.C.



### TOMMY TUBERVILLE

2 YEARS - 18-8 (.692)

#### 2013 (9-4 OVERALL, 6-2 AMERICAN)

Aug. 31	PURDUE	H	W	42-7
Sept. 7	at Illinois	A	L	45-17
Sept. 14	NORTHWESTERN STATE	H	W	66-9
Sept. 21	at Miami (Ohio)	A	W	14-0
Oct. 5	at USF *	A	L	26-20
Oct. 11	TEMPLE *	H	W	38-20
Oct. 19	CONNECTICUT *	H	W	41-16
Oct. 30	at Memphis *	A	W	34-21
Nov. 9	SMU *	H	W	28-25
Nov. 16	at Rutgers *	A	W	52-17
Nov. 23	at Houston *	A	W	24-17
Dec. 5	(16) LOUISVILLE *	H	L	31-24 (OT)
Dec. 28	vs. North Carolina ^	N	L	39-17

^ -Belk Bowl, Charlotte, N.C.

#### 2014 (9-4 OVERALL, 7-1 AMERICAN) • AMERICAN CHAMPIONS

Sept. 12	TOLEDO	H	W	58-34
Sept. 20	MIAMI (OHIO)	H	W	31-24
Sept. 27	at Ohio State	A	L	50-28
Oct. 4	MEMPHIS *	H	L	41-14
Oct. 11	at Miami (Fla.)	A	L	55-34
Oct. 18	at SMU *	A	W	41-3
Oct. 24	USF *	H	W	34-17
Oct. 31	at Tulane *	A	W	38-14
Nov. 13	EAST CAROLINA *	H	W	54-46
Nov. 22	at UConn *	A	W	41-0
Nov. 29	at Temple *	A	W	14-0
Dec. 6	HOUSTON *	H	W	38-31
Dec. 27	vs. Virginia Tech ^	N	L	33-17

^ -Military Bowl, Annapolis, Md.

# 2015 UNIVERSITY OF CINCINNATI FOOTBALL

## HONORS & AWARDS

### NATIONAL AWARDS

#### Allstate/AFC A Good Works Team

2013 Jordan Luallen

#### Lou Groza Award

2000 Jonathan Ruffin

#### Ray Guy Award

2008 Kevin Huber (Finalist)

#### ESPN Home Depot Coach of the Year

2009 Brian Kelly

#### Eddie Robinson Coach of the Year

2009 Brian Kelly (Finalist)

#### Bear Bryant Coach of the Year

2009 Brian Kelly (Finalist)

#### Liberty Mutual Coach of the Year

2009 Brian Kelly (Finalist)

#### George Munger Award

2009 Brian Kelly (Finalist)

### TEAM AWARDS

#### Claude Rost Award (Most Valuable Player)

2014 Jeff Luc

2013 Shaq Washington

Greg Blair

Brendon Kay

2012 Greg Blair

George Winn

2011 Isaiah Pead

2010 Armon Binns

2009 Mardy Gilyard

2008 Connor Barwin

2007 Ben Mauk

Haruki Nakamura

2006 Brent Celek

2005 Adam Roberts

2004 Trent Cole

Gino Guidugli

2003 Jamar Enzor

2002 Blue Adams,

DeMarco McCleskey

Antwan Peek

2001 Gino Guidugli

2000 Jonathan Ruffin

Deonety Kenner

1999 Robert Cooper

1998 Chad Plummer

1997 Brad Jackson

Philip Curry

1996 Chris Hewitt

Philip Curry

1995 Robert Tate

1994 Sam Barnes

1993 David Small

1992 Ronnie Dixon

1991 Ronnie Shannon

1990 Terry Strong

1989 Phil Poirier

1988 Chris Asbeck

1987 Danny McCoin

1986 Reggie Taylor

1985 Reggie Taylor

1984 Reggie Taylor

1983 Don Goodman

1982 Allen Harvin

1981 James Bettis

1980 James Bettis

1979 Mike Brookins

1978 Howie Kurnick

1977 Dan Rains

1976 Mike Woods

1975 Paul Hunter

1974 Tom Marvaso

1973 Evan Jolitz

1972 Billy Hunter

1971 Randy McBride

1970 Earl Willson

1969 Jim O'Brien

1968 Greg Cook

1967 Tony Jackson

Jerry Misik

1966 John Parker

Jay Bachman

1965 Rich Fugere

1964 Brig Owens

Jerry Momper

1963 Darrell Cauley

1962 Phil Goldner

Rufus Simmons

1961 Ken Byers

1960 Hurdie Phillips

1959 Jack Lee

1958 Joe Morrison

1957 Barry Maroney

1956 Gus Del Rosa

#### John Pease Award (Outstanding Lineman)

2014 Eric Lefeld (Off.)

Camaron Beard (Def.)

Brad Harrah (Def.)

Terrell Hartsfield (Def.)

2013 Austen Bujnoch (Off.)

Silverberry Mouhon (Def.)

Jordan Stepp (Def.)

2012 Austen Bujnoch (Off.)

Dan Giordano (Def.)

Walter Stewart (Def.)

2011 Alex Hoffman (Off.)

John Hughes (Def.)

Randy Martinez (Off.)

Derek Wolfe (Def.)

2010 Jason Kelce (Off.)

Derek Wolfe (Def.)

2009 Alex Daniels (Def.)

Jeff Linkenbach (Off.)

2008 Terrill Byrd (Def.)

Jeff Linkenbach (Off.)

2007 Glen "Digger" Bujnoch (Off.)

Terrill Byrd (Def.)

2006 Jeff Reinstatler (Off.)

Trevor Anderson (Def.)

2005 Steve Eastlake (Off.)

Adam Roberts (Def.)

2004 Adam Shorter (Off.)

Trent Cole (Def.)

2003 Kyle Takavitz (Off.)

Andre Frazier (Def.)

2002 Kirt Doolin (Off.)

Antwan Peek (Def.)

2001 Josh Shneyderov (Off.)

Antwan Peek (Def.)

2000 Doug Rosfeld (Off.)

Antwan Peek (Def.)

1999 Doug Rosfeld (Off.)

Mario Monds (Def.)

1998 Brian Uhl (Off.)

Percy Evans (Def.)

1997 Jason Fabini (Off.)

Derrick Ransom (Def.)

1996 Jason Fabini (Off.)

Derrick Ransom (Def.)

1995 Jamie Lemire

1994 Matt Vaupel

1993 Ray Woodside (Off.)

Bob Duckens (Def.)

1992 Jamie Crysdale

1991 Richard Johnson

1990 John Arena

1989 Phil Poirier

1988 Chris Asbeck

1987 Chris Asbeck

1986 Alex Gordon

1985 Nick Frankos

1984 Alex Gordon

1983 George Jamison

1982 Joe Olding

1981 Kari Yli Renko

1980 Joe Olding

1979 Farley Bell

1978 Howie Kurnick

1977 Howie Kurnick

1972 Bob Menke (Off.)

Charley Stovall (Def.)

1971 John Mack (Off.)

Craig Heneveld (Def.)

1970 Ken Weingart (Off.)

Tom Fletcher (Def.)

1969 Bob Merkich (Off.)

Earl Willson (Def.)

1968 Denny Blank (Off.)

John Studenka (Def.)

1966 Kevin Teismann (Off.)

John Parker (Def.)

1965 Rich Lucka (Off.)

Rich Fugere (Def.)

1964 Bob Taylor (Off.)

Rich Fugere (Def.)

1963 Jerry Momper (Off.)

Darrell Cauley (Def.)

Dan Points (Def.)

1962 Jim Paris

1960 Bob McCutcheon

1959 Dave Canary

1958 Dave Canary

1957 Dick Seomin

1956 Gus Del Rosa

#### Brig Owens Award (Outstanding Back)

2014 Gunner Kiel (Off.)

Rod Moore (Off.)

Zach Edwards (Def.)

Leviticus Payne (Def.)

Howard Wilder (Def.)

2013 Ralph David Abernathy IV (Off.)

Deven Drane (Def.)

2012 Drew Frey (Def.)

George Winn (Off.)

2011 Drew Frey (Def.)

Isaiah Pead (Off.)

2010 Zach Collaros (Off.)

Drew Frey (Def.)

Isaiah Pead (Off.)

2009 Tony Pike (Off.)

Aaron Webster (Def.)

2008 DeAngelo Smith

2007 Mike Mickens

2006 Greg Moore (Off.)

Kevin McCullough (Def.)

2005 Bradley Glatthaar (Off.)

Corey Smith (Def.)

2004 Richard Hall (Off.)

Tyjuan Hagler (Def.)

2003 Gino Guidugli (Off.)

Zach Norton (Def.)

2002 Blue Adams (Def.)

DeMarco McCleskey (Off.)

2001 Ray Jackson (Off.)

DeMarco McCleskey (Off.)

Zach Norton (Def.)

2000 Ray Jackson (Off.)

DeJuan Gossett (Def.)

DeMarco McCleskey (Off.)

1999 Deontey Kenner (Off.)

Jeff Burrow (Def.)

1998 Deontey Kenner (Off.)

Shawn Ferguson (Def.)

1997 Landon Smith (Off.)

Tinker Keck (Def.)

1996 Sam Barnes

1995 Muhammed El-Mubarak

1994 Reggie Hudson

1993 Jocelyn Borgella

1992 Jocelyn Borgella

1991 David Small

1990 Joe Koynock

1989 Jackie Cooper

1988 Al McKinney (Off.)

Marvin Bowman (Def.)

1987 Danny McCoin (Off.)

Terry Noble (Def.)

1986 Reggie Taylor (Off.)

John Lewis (Def.)

1985 Reggie Taylor (Off.)

Jon Sawyer (Def.)

1984 Reggie Taylor (Off.)

Rob Niehoff (Def.)

1983 Don Goodman (Off.)

Robert Gibbs (Def.)

1982 Allen Harvin (Off.)

Antonio Gibson (Def.)

1981 Hobson Milner (Off.)

Antonio Gibson (Def.)

1980 James Bettis (Off.)

Tim Schira (Def.)

1979 Ralph Williams (Off.)

Mike Brookins (Def.)

1978 Allen Harvin (Off.)

Dwayne Berry (Def.)

1972 Reggie Harrison (Off.)

Evan Jolitz (Def.)

1971 Albert Johnson (Off.)

Ron Ertle (Def.)

1970 Albert Johnson (Off.)

Billy Hunter (Def.)

1969 Albert Johnson (Off.)

Tony Sexton (Def.)

1968 Lloyd Pate (Off.)

Mike Barrett (Def.)

1966 Ed Ford (Off.)

Bob Amburgy (Def.)

1965 Bill Bailey (Off.)

Doug DeRosa (Def.)

1964 Brig Owens (Off.)

Albert Johnson (Off.)

Errol Prisy (Off.)

# 2015 UNIVERSITY OF CINCINNATI FOOTBALL

## HONORS & AWARDS

### Brig Owens Award (Outstanding Back)

1964	Bob Steinhauer (Def.)
1963	Brig Owens (Off.)
	Dave Merriam (Def.)
1962	Royce Starks
1960	Ed Banks
1959	Ed Kovac
1958	Bob Del Rosa
1957	Barry Maroney
1956	Jim Niemann

### Most Outstanding Linebacker

2014	Nick Temple
2013	Greg Blair
2012	Greg Blair
2011	JK Schaffer
2010	JK Schaffer

### Most Outstanding Receiver

2014	Mekale McKay
	Chris Moore
2013	Anthony McClung
2012	Travis Kelce
2011	Anthony McClung
2010	Armon Binns
2009	Armon Binns
2008	Dominick Goodman
2007	Dominick Goodman
2006	Derrick Stewart
2005	Brent Celek
2004	Hannibal Thomas
2003	Thaddeus Lewis
2002	Jon Olinger
2001	LaDaris Vann

### Glenn Sample Award (Community Service)

2013	Brandon Mitchell
2012	Adam Fearing
2011	Jordan Luallen
2010	John Goebel
2009	Brad Jones
2008	Mardy Gilyard
2007	Dustin Grutza

### Specialist of the Year

2012	Kirk Willis
2011	Tom DeTemple
2010	Jacob Rogers

### Special Teams Player of the Year

2014	Andrew Gantz
2013	Corey Mason
2012	Ralph David Abernathy IV
2011	Pat O'Donnell
2010	Collin McCafferty
2009	Mike Windt
2008	Brandon Underwood
2007	Kevin Huber
2006	Dominick Goodman
2005	Chet Ervin
2005	Donald Germany
2004	Kevin Lovell
2003	Chris Manfredini
2002	Tye Keith
2001	Adam Wulfeck

### Jim Kelly Award (Outstanding Spirit)

2014	Munchie Legaux (Off.)
	Jerrell Jordan (Def.)
	Adrian Witty (Def.)

2013	Jordan Luallen (Off.)
	Adrian Witty (Def.)
2012	Dominique Battle (Def.)
	Brendon Kay (Off.)
	Walter Stewart (Def.)
2011	Zach Collaros (Off.)
	Evan Davis (Off.)
	Wesley Richardson (Def.)
2010	C.J. Cobb (Off.)
	Walter Stewart (Def.)
2009	John Goebel
2008	Dustin Grutza (Off.)
	Lamonte Nelms (Def.)
2007	Mike Daniels (Off.)
	Jon Carpenter (Def.)
2006	Bill Poland (Off.)
	Dominic Ross (Def.)
2005	Ryan Brown (Off.)
	Dominic Ross (Def.)
2004	Clint Stickdorn (Off.)
	Doug Monaghan (Def.)
2003	Josh Shneyderov (Off.)
	Jason Russell (Def.)
2002	Josh Gardner (Off.)
	Derrick Adams (Def.)
	Willis Edwards (Def.)
2001	Tim Walker (Off.)
	Nathan Wize (Off.)
	Derrick Adams (Def.)
	Willis Edwards (Def.)
2000	Jason Collins-Baker (Off.)
	Troy Evans (Def.)
1999	Jason Lisek (Off.)
	Troy Evans (Def.)
1998	Vince Byrd (Off.)
	Hassan Champion (Def.)
1997	Joel Dolinski (Off.)
	Artrell Hawkins (Def.)
1996	Steve Smith (Off.)
	Darrius Felder (Def.)
1995	Pat Oakes (Off.)
	Sam Black (Def.)
1994	Diron Bolar
1993	Lance Harp
1992	Jim Carmon (Off.)
	Gary Reid (Def.)
1991	John Arena
1990	Travis Jones
1989	Vincent Munlin

### C-Club/Strothman Award (Academic & Athletic Excellence)

2014	Tony Miliano
2013	Eric Lefeld
2012	Tony Miliano
2011	Austen Bujnoch
2010	Alex Hoffman
2009	Alex Hoffman
2008	Ryan Manalac
2007	Glen "Digger" Bujnoch
2006	Tony Carvitti
2005	Tony Carvitti
2004	Andre Frazier
2003	Josh Shneyderov
2002	Kirt Doolin
2001	Adam Hoover
2000	Greg Lee
1999	Ashley Hunt
1998	Bryan Preston
1997	John Kobalka

1996	John Kobalka
1995	John Kobalka
1993	Mike Guzda
1992	Kris Bjorson
1991	Chris Carmon
1990	Kyle Stroh
1989	Jack Brusciannelli

### Scout Team Player of the Year

2014	Kyle Taubenheim (Off.)
	Chris Murphy (Def.)
2013	Tyreek Burwell (Off.)
	Mark Wilson (Def.)
2012	Deysawn Bond (Off.)
	Jeff Luc (Def.)
2011	Daniel Murray (Off.)
	Silverberry Mouhon (Def.)
2010	Camaron Beard (Def.)
	Travis Kelce (Off.)
2009	Vidal Hazelton (Off.)
	Collin McCafferty (Def.)
2008	Danny Milligan (Off.)
	Walter Stewart (Def.)
2007	John Goebel (Off.)
	Alex Delisi (Def.)
2006	John Goebel (Off.)
	Jason Kelce (Def.)
	Marshwan Gilyard (Spec.)
2005	Jared Martin (Off.)
	Donnell McKenzie (Def.)
2004	Dustin Grutza (Off.)
	Tony Carvitti (Def.)
2003	Evan Sparks (Off.)
	Todd Spitzer (Off.)
	James Brooks (Def.)
2002	Rodrick Stevens (Off.)
	Donald Germany (Def.)
2001	Donald Germany (Def.)
	Richard Hall (Off.)
2000	Andre Frazier (Def.)
	John Leonard (Off.)
1999	Ray Jackson (Off.)
	Chas Hall (Def.)
1998	Tye Keith (Off.)
	Willis Edwards (Def.)
1997	DuShawn Dorsey (Off.)
	Paul Stephens (Def.)
1996	Jason Collins-Baker (Off.)
	Eddie Johnson (Def.)
1995	Jeremy Teal (Off.)
	Gerard Brayboy (Def.)

### Newcomer of the Year

2014	Mike Boone
2013	Zach Edwards
2009	Samuel Griffin (Off.)
	J.K. Schaffer (Def.)
2008	Dominique Battle
2007	Marcus Barnett
2006	Jeff Linkenbach (Off.)
	Aaron Webster (Def.)
2005	Dustin Grutza (Off.)
	Trevor Anderson (Def.)
	Terrill Byrd (Def.)
	Mike Mickens (Def.)
2004	Earnest Jackson (Off.)
	Anthony Hoke (Def.)
2003	Hannibal Thomas (Off.)
	Mike Wright (Def.)
2002	Trent Cole (Def.)

2001	Travis McGee (Off.)
	Gino Guidugli (Off.)
	Doug Monaghan (Def.)
2000	Shawn Murphy (Off.)
	Zach Norton (Def.)
1999	Josh Gardner (Off.)
	Ivan Fields (Def.)
1998	DeMarco McCleskey (Off.)
	Blue Adams (Def.)
1997	Jason Collins-Baker (Off.)
	DeJuan Gossett (Def.)
1996	Robert Cooper
1995	Chad Plummer (Off.)
	Orlando Smith (Off.)
1994	Jason Fabini (Off.)
	Philip Curry (Def.)
1993	Chris Hewitt
1992	Jamie Lemire
1991	Reggie Hudson
1990	Paul Anderson (Off.)
	Nate Dingle (Def.)

### Next Man In Award

2009	Zach Collaros
------	---------------

### CONFERENCE AWARDS

#### All-American Athletic Conference

2014	Parker Ehinger, OG (1st)
	Terrell Hartsfield, DL (1st)
	Eric Lefeld, OT (1st)
	Jeff Luc, LB (1st)
	Andrew Gantz, K (2nd)
	Gunner Kiel, QB (HM)
	Nick Temple, LB (HM)
2013	Ralph David Abernathy IV, RB/RS (1st)
	Blake Annen, TE (1st)
	Eric Lefeld, OT (1st)
	Jordan Stepp, DL (1st)
	Greg Blair, LB (2nd)
	Deven Drane, CB (2nd)
	Sam Longo, OG (2nd)
	Anthony McClung, WR (2nd)
	Silverberry Mouhon, DL (2nd)

#### All-BIG EAST Conference

2012	Greg Blair, LB (1st)
	Austen Bujnoch, OG (1st)
	Dan Giordano, DE (1st)
	Travis Kelce, TE (1st)
	Eric Lefeld, OT (1st)
	Pat O'Donnell, P (2nd)
	Walter Stewart, DE (2nd)
	George Winn, RB (2nd)
2011	Butch Jones (Coach of the Year)
	Drew Frey, DB (1st)
	Randy Martinez, OL (1st)
	Pat O'Donnell, P (1st)
	Isaiah Pead, RB (1st)
	(Offensive Player of the Year)
	JK Schaffer, LB (1st)
	Derek Wolfe, DL (1st)
	(Defensive Player of the Year)
	Zach Collaros, QB (2nd)
	Alex Hoffman, OL (2nd)
2010	Armon Binns, WR (1st)
	Zach Collaros, QB (1st)*
	Ben Guigudli, TE (2nd)
	Jason Kelce, OL (2nd)
	Isaiah Pead, RB (2nd)
	JK Schaffer, LB (2nd)
	DJ Woods, WR (2nd)

2009	Brian Kelly (Coach of the Year) Mardy Gilyard, KR & WR (1st) (ST Player of the Year) Armon Binns, WR (2nd) Ben Guigudli, TE (2nd) Alex Hoffman, OL (2nd) Chris Jurek, C (1st) Jason Kelce, OL (2nd) Jeff Linkenbach, OL (2nd) Ricardo Mathews, DL (2nd) Tony Pike, QB (1st) Aaron Webster, DB (1st)	<b>Academic All-BIG EAST</b> 2012 Mason Antoun Cameron Beard Austen Bujnoch Derek Cox Adam Dempsey Conner Donnini Eric Ernst Adam Fearing Drew Frey Dan Giordano Jared Golden Brad Harrah Sean Hooey Nick Hunt Kevin Hyland Cory Keebler Eric Lefeld John Lloyd Colin Lozier Jordan Luallen Jeff Luc Breon Mapp Mitch Meador Tony Miliano Justin Murray Pat O'Donnell Demetrius Richardson Sean Smith Matt Staubach Kirk Willis George Winn Adrian Witty	Mitch Meador Pat O'Donnell Demetrius Richardson J.K. Schaffer George Winn Chazz Anderson Alex Delisi T.J. Franklin Drew Frey Dan Giordano John Goebel Alex Hoffman Sean Hooey Jeff Linkenbach Collin McCafferty J.K. Schaffer Aaron Webster Chazz Anderson Robby Armstrong Zach Collaros John Goebel Alex Hoffman Kevin Huber Jeff Linkenbach Ryan Manalac J.K. Schaffer DeAngelo Smith Cedric Tolbert Digger Bujnoch Chris Flores Kevin Huber Jeff Linkenbach Ryan Manalac Cedric Tolbert Digger Bujnoch Brad Bury Jon Carpenter Tony Carvitti Brent Celek Chris Flores Kevin Huber Jeff Linkenbach Ryan Manalac Bill Poland Dominic Ross Kurt Shoemaker Brian Steel Jon Tobin Cedric Tolbert Ryan Brown Digger Bujnoch Jon Carpenter Anthony Carvitti Brent Celek Ryan Manalac William Poland Dominic Ross Jonny Zwiitt	2013 Zach Edwards, Def. (11/4) Brendon Kay, Off. (10/4) Brendon Kay, Off. (11/25)
2008	Brian Kelly (Coach of the Year) Mardy Gilyard, KR & WR (1st) (ST Player of the Year) Connor Barwin, DE (1st) Kevin Huber, P (1st) Mike Mickens, CB (1st) Brandon Underwood, S (1st) Terrill Byrd, DT (2nd) Trevor Canfield, OL (2nd) Dominick Goodman, WR (2nd) Tony Pike, QB (2nd)	2011 Alex Apyan Austen Bujnoch Tom DeTemple Drew Frey Jacob Giltrow Dan Giordano Alex Hoffman Sean Hooey Brendon Kay Cory Keebler Eric Lefeld John Lloyd Colin Lozier Jordan Luallen Breon Mapp Mitch Meador Tony Miliano Pat O'Donnell Demetrius Richardson Sean Smith Matt Staubach Kirk Willis George Winn Adrian Witty	2009 Chazz Anderson Alex Delisi T.J. Franklin Drew Frey Dan Giordano John Goebel Alex Hoffman Sean Hooey Jeff Linkenbach Collin McCafferty J.K. Schaffer Aaron Webster Chazz Anderson Robby Armstrong Zach Collaros John Goebel Alex Hoffman Kevin Huber Jeff Linkenbach Ryan Manalac J.K. Schaffer DeAngelo Smith Cedric Tolbert Digger Bujnoch Chris Flores Kevin Huber Jeff Linkenbach Ryan Manalac Cedric Tolbert Digger Bujnoch Brad Bury Jon Carpenter Tony Carvitti Brent Celek Chris Flores Kevin Huber Jeff Linkenbach Ryan Manalac Bill Poland Dominic Ross Kurt Shoemaker Brian Steel Jon Tobin Cedric Tolbert Ryan Brown Digger Bujnoch Jon Carpenter Anthony Carvitti Brent Celek Ryan Manalac William Poland Dominic Ross Jonny Zwiitt	<b>BIG EAST Conference Players of the Week</b> 2012 Walter Stewart, Def. (9/10) Maalik Bomar, Def. (10/1) Munchie Legaux, Off. (10/1) Pat O'Donnell, ST (10/1) Tony Miliano, ST (10/8) George Winn, Off. (11/5) Tony Miliano, ST (12/3) 2011 Pat O'Donnell, ST (09/26) JK Schaffer, Def. (09/26) Isaiah Pead, Off. (10/17) Zach Collaros, Off. (10/24) Anthony McClung, Off. (12/05) 2010 Armon Binns, Off. (10/18) 2009 Tony Pike, Off. (9/7) Mardy Gilyard, ST (9/14) Mardy Gilyard, Off. (9/28) Jacob Rogers, ST (10/19) Zach Collaros, Off. (11/9) Jacob Rogers, ST (11/9) Tony Pike, Off. (11/30) Mardy Gilyard, ST (12/7) Tony Pike, Off. (12/7)
2007	Brian Kelly (Coach of the Year) Kevin Huber, P (1st) (ST Player of the Year) Haruki Nakamura, DB (1st) Mike Mickens, CB (1st) Terrill Byrd, DL (1st) Anthony Hoke, DL (2nd) DeAngelo Smith, CB (2nd) Trevor Canfield, OL (2nd) Marcus Barnett, WR (2nd)	2011 Alex Apyan Austen Bujnoch Tom DeTemple Drew Frey Jacob Giltrow Dan Giordano Alex Hoffman Sean Hooey Brendon Kay Cory Keebler Eric Lefeld John Lloyd Colin Lozier Jordan Luallen Breon Mapp Mitch Meador Tony Miliano Pat O'Donnell Demetrius Richardson Sean Smith Matt Staubach Kirk Willis George Winn Adrian Witty	2007 Digger Bujnoch Chris Flores Kevin Huber Jeff Linkenbach Ryan Manalac Cedric Tolbert Digger Bujnoch Brad Bury Jon Carpenter Tony Carvitti Brent Celek Chris Flores Kevin Huber Jeff Linkenbach Ryan Manalac Bill Poland Dominic Ross Kurt Shoemaker Brian Steel Jon Tobin Cedric Tolbert Ryan Brown Digger Bujnoch Jon Carpenter Anthony Carvitti Brent Celek Ryan Manalac William Poland Dominic Ross Jonny Zwiitt	2008 Connor Barwin, ST (10/6) Mardy Gilyard, ST (9/8) Mardy Gilyard, ST (11/9) Dustin Grutza, Off. (9/2) Kevin Huber, ST (10/13) Jake Rogers, ST (11/30) Aaron Webster, Def. (11/9) 2007 Dustin Grutza, Off. (9/17) Ben Mauk, Off. (10/1) Ben Mauk, Off. (11/26) Mike Mickens, Def. (9/3) Ryan Manalac, Def. (10/8) Haruki Nakamura, Def. (11/5) Jake Rogers, ST (9/10) Kevin Huber, ST (10/8)
2006	Terrill Byrd, DT (1st) Kevin McCullough, LB (1st) Dominic Ross, S (1st) Trevor Canfield, G (2nd) Brent Celek, TE (2nd) Mike Mickens, CB (2nd)	2011 Alex Apyan Austen Bujnoch Tom DeTemple Drew Frey Jacob Giltrow Dan Giordano Alex Hoffman Sean Hooey Brendon Kay Cory Keebler Eric Lefeld John Lloyd Colin Lozier Jordan Luallen Breon Mapp Mitch Meador Tony Miliano Pat O'Donnell Demetrius Richardson Sean Smith Matt Staubach Kirk Willis George Winn Adrian Witty	2006 Digger Bujnoch Brad Bury Jon Carpenter Tony Carvitti Brent Celek Chris Flores Kevin Huber Jeff Linkenbach Ryan Manalac Bill Poland Dominic Ross Kurt Shoemaker Brian Steel Jon Tobin Cedric Tolbert Ryan Brown Digger Bujnoch Jon Carpenter Anthony Carvitti Brent Celek Ryan Manalac William Poland Dominic Ross Jonny Zwiitt	2006 Kevin McCullough, Def. (10/23) Dustin Grutza, Off. (10/30) DeAngelo Smith, Def. (11/20)
2005	Mike Mickens, CB (2nd) Corey Smith, LB (2nd)	2010 Alex Apyan Austen Bujnoch Tom DeTemple Drew Frey Jacob Giltrow Dan Giordano Alex Hoffman Sean Hooey Brendon Kay Cory Keebler Eric Lefeld John Lloyd Colin Lozier Jordan Luallen Breon Mapp Mitch Meador Tony Miliano Pat O'Donnell Demetrius Richardson Sean Smith Matt Staubach Kirk Willis George Winn Adrian Witty	2005 Digger Bujnoch Brad Bury Jon Carpenter Tony Carvitti Brent Celek Chris Flores Kevin Huber Jeff Linkenbach Ryan Manalac Bill Poland Dominic Ross Jonny Zwiitt	2005 Dustin Grutza, Off. (9/3) Chet Ervin, ST (10/29) Kevin McCullough, Def. (10/29)
*-Unanimous selection				
<b>American Eagle BIG EAST Football Scholar-Athlete of the Year</b>				
2011	JK Schaffer			
2010	John Goebel			
<b>Academic All-American Athletic Conference</b>				
2013	Mason Antoun Cameron Beard Deyshawn Bond Franklin Bruscianelli Austen Bujnoch Dylan Coombs Jared Golden Brad Harrah Nick Hunt Kevin Hyland Brendon Kay Cory Keebler Ryan Leahy Eric Lefeld John Lloyd Tony Miliano Matt Staubach Evan Talkers Kyle Taubenheim Kirk Willis	2010 Alex Apyan Austen Bujnoch Tom DeTemple Drew Frey Jacob Giltrow Dan Giordano Alex Hoffman Sean Hooey Brendon Kay Cory Keebler Eric Lefeld John Lloyd Colin Lozier Jordan Luallen Breon Mapp Mitch Meador Tony Miliano Pat O'Donnell Demetrius Richardson Sean Smith Matt Staubach Kirk Willis George Winn Adrian Witty	<b>American Players of the Week</b> 2014 Gunner Kiel, Off. (9/15) Sam Geraci, ST (9/15) Chris Moore, Off. (9/29) Andrew Gantz, ST (10/20) Andrew Gantz, ST (10/27) Andrew Gantz, ST (11/17) Gunner Kiel, Off. (11/17) Jeff Luc, Def. (11/24) Nick Temple, Def. (12/1)	<b>All-Conference USA</b> 2004 Brent Celek, TE (2nd) Trent Cole, DE (1st) Jamar Enzor, LB (2nd) Andre Frazier, DE (1st) Tyjuan Hagler, LB (3rd) Richard Hall, RB (3rd) Daven Holly, DB (2nd) Doug Monaghan, DB (2nd) Clint Stickdorn, OT (3rd) Kyle Takavitz, OG (1st) Hannibal Thomas, WR (2nd) 2003 Trent Cole, DE (1st) Jamar Enzor, LB (3rd) Andre Frazier, DE (2nd) Daven Holly, DB (2nd) Zach Norton, DB (2nd) Kyle Takavitz, OL (1st) 2002 Blue Adams, DB (2nd) Kirt Doolin, OL (1st) Gino Guidugli, QB (2nd)

# 2015 UNIVERSITY OF CINCINNATI FOOTBALL

## HONORS & AWARDS

2001	DeMarco McCleskey, RB (2nd)	1998	P.J. Mays, RB	All-Liberty Bowl Alliance	1995	Muhammed El-Mubarak, LB	1965	Bob Amburgy, DB		
	Antwan Peek, DL (1st)		LaDaris Vann, WR			Sam Garnes, DB		Rich Lucka, OT		
	Jonathan Ruffin, K (2nd)		(Freshman of the Year)			Chris Hewitt, DB		Bill Bailey, HB		
	LaDaris Vann, WR (1st)		Blue Adams, DB			Jamie Lemire, OL		Doug DeRosa, DB		
	DeWayne Johnston, OL (2nd)		Kirt Doolin, OL			Robert Tate, WR & KR		Bob Taylor, T		
	Antwan Peek, DL (1st)		DeMarco McCleskey, RB			(ST Player of the Year)		Roger Perdrix, G		
	LaDaris Vann, WR (1st)		Ben Piening, DL			Rick Minter		Al Nelson, HB		
	Adam Wulfeck, P (2nd)		Adam Wulfeck, P			(Coach of the Year)		Brig Owens, HB		
	Troy Evans, LB (2nd)		DeJuan Gossett, DB			Matt Vaupel, OG		Jim Curry, E		
	DeJuan Gossett, DB (2nd)		Jason Mammarelli, K			All-Independent FB Alliance		1993	Jocelyn Borgella, CB	Darrell Cauley, G
Ray Jackson, RB (1st)	Ken Biggs, OL	Jason Coppess, LB	Brig Owens, HB							
Mario Monds, DL (2nd)	Robert Cooper, RB	Chris Hewitt, KOR	Royce Starks, HB							
Doug Rosfeld, C (1st)	C-USA Player of the Week	David Small, RB	Ken Byers, T							
Jonathan Ruffin, K (1st)		Ray Woodside, OG	Rufus Simmons, G							
(ST Player of the Year)		Alan Fletcher, FS	Ken Byers, T							
Andy Weinheimer, OL (2nd)		Marlon Pearce, WR	Fred Oblak, HB							
Adam Wulfeck, P (2nd)		All-Metro Conference	1989	John Arena, OG	Jim Leo, E					
Robert Cooper, RB (2nd)				Marvin Bowman, FS	Jack Lee, QB					
DeJuan Gossett, DB (2nd)				Jack Brusciannelli, LB	Ed Kovac, HB					
Doug Rosfeld, OL (1st)				Phil Poirier, NT	Ed Kovac, HB					
Adam Wulfeck, P (2nd)				Chris Asbeck, DT	Jim Leo, E					
Hassan Champion, LB (2nd)				Daryl Huber, TE	Ron Couch, G					
Brian Uhl, OL (1st)	Al McKinney, RB			Dick Seomin, C						
Pierre Brilliant, OL (2nd)	Andrew Stewart, DE			Joe Morrison, HB						
Phillip Curry, LB (1st)	Chris Asbeck, DT			All-Mid-American Conference	1987	Terry Boyle, G				
Jason Fabini, OL (1st)	Bill Davis, WR					Dom Del Bene, HB				
Brad Jackson, LB (1st)	Phil Insalaco, PK	Don Fritz, DE								
Tinker Keck, DB & PR (1st)	Roosevelt Mukes, WR	Dick Goist, HB								
(ST Player of the Year)	Andrew Stewart, DE	Don Grammer, T								
Derrick Ransom, DL (2nd)	Reggie Taylor, RB (MVP)	Gene Rossi, QB								
Brian Uhl, OL (2nd)	Alex Gordon, LB	Glen Sample, LB								
Phillip Curry, LB (2nd)	John Lewis, FS	Bill Shalosky, G								
Joel Dolinski, OL (2nd)	Danny McCoin, QB	Bob Dougherty, FB								
Jason Fabini, OL (1st)	Jason Stargel, WR	Dick Jarvis, E								
Darrius Felder, DL (1st)	Reggie Taylor, RB (MVP)	Andy Matto, T								
Sam Garnes, DB (1st)	Shaun Burdick, P	Frank Middendorf, C								
Chris Hewitt, DB (2nd)	Nick Gotovac, C	Gene Rossi, QB								
Brad Jackson, LB (2nd)	Danny McCoin, QB	Glen Sample, LB								
Eric Richards, PK (1st)	Richard Rhodes, S	Bill Shalosky, G								
Daryl Royal, RB (2nd)	Deno Foster, WR	Bob Stratton, DB								
Steve Smith, P (1st)	Reggie Taylor, RB	Jim Kelly, E								
Brian Uhl, OL (2nd)	Gene Beck, OG	Frank Middendorf, C								
1995	Muhammed El-Mubarak, LB (2nd)	1994	Gene Beck, OG	1985	Don Goodman, FB	Gene Rossi, QB				
	Jason Fabini, OL (1st)		George Jamison, DE		Bill Shalosky, G					
	Darrius Felder, DL (1st)		Gene Beck, OG		Bob Stratton, DB					
	Sam Garnes, DB (1st)		Allen Harvin, TB		Lee Haslinger, G					
	Chris Hewitt, DB (2nd)		Errol Cleveland, DE		Jim Kelly, E					
	Brad Jackson, LB (1st)		Antonio Gibson, S		Tom O'Malley, QB					
	Jamie Lemire, OL (2nd)		James Bettis, TB (MVP)		Jim Dougherty, FB					
	Eric Richards, PK (2nd)		Kari Yli-Renko, OT		John Vilkoski, G					
	Orlando Smith, RB (2nd)		Mike Brookins, LB		Dick Langenbeck, T					
	Steve Smith, P (2nd)		Antonio Gibson, S		Roger Stephens, HB					
Robert Tate, WR & KR (1st)	Farley Bell, DE	John Vilkoski, G								
(Offensive & Special Teams Player of the Year)	All-Missouri Valley Conference	1969	Jim O'Brien, E	ALL-STAR GAME PARTICIPANTS	All-American Bowl					
Conference USA All-Freshman			Bob Merkich, OT			1959	Ed Denk, T			
			Anthony Hoke, DE			Earl Willson, LB	1960	Jim Leo, E		
			Doug Jones, FB			Jim O'Brien, E	All-American Classic			
			Chet Ervin, P			Bob Merkich, OT		1989	Marvin Bowman, DB	
			Joel Yakovac, OL			Greg Cook, QB		American Bowl		
			Andre Frazier, DL			Ed Nieman, OG			1969	Greg Cook, QB
			Gino Guidugli, QB			Lloyd Pate, HB			1970	Jim O'Brien, E
			(Freshman of the Year)			Tony Jackson, DB				
			Doug Monaghan, DB			Kevin Teismann, OG				
	Kyle Takavitz, OL									
Josh Shneyderov, OL										
Derrick Adams, DL										
Ivan Fields, DB										
Josh Gardner, OL										

**NFLPA Collegiate Bowl**

2011 JK Schaffer  
2013 Brendon Kay

**Blue-Gray Game**

1951 Frank Middendorf, C  
1957 Barry Maroney, HB  
1959 Jack Lee, QB  
Max Messner, T  
1968 Greg Cook, QB  
Tom Rossley, E  
1975 Clarence Sanders, LB  
1976 Lou West, DB  
1986 Alex Gordon, LB (MVP)  
1989 Marvin Bowman, DB  
1992 Jamie Crysdale, C  
Ronnie Dixon, DT  
1996 Chris Hewitt, DB  
1999 Tinker Keck, DB

**Casino Del Sol College All-Star Game**

2011 Evan Davis

**Coaches All-America Game**

1970 Jim O'Brien, E

**College All-Star Game**

1953 Bill Shalosky, G  
1959 Joe Morrison, HB  
1960 Jim Leo, E (MVP)  
Ed Kovac, HB  
1962 Ken Byers, T  
1965 Al Nelson, HB  
1969 Greg Cook, QB (MVP)  
1971 Bob Bell, T

**East-West Shrine Game**

1944 Jim Dougherty, HB  
1952 Bill Shalosky, G  
1955 Dick Goist, HB  
1954 Jack Campbell, G  
1964 Al Nelson, HB  
1969 Jim O'Brien, E  
1970 Bob Bell, T  
1973 Tom Forrest, OG  
1975 Tom Marvaso, DB  
1976 Keith Jenkins, DB  
1987 Reggie Taylor, RB  
Danny McCoin, QB  
1988 Andrew Stewart, DE  
1992 Jamie Crysdale, C  
1999 Tinker Keck, S  
2000 Mario Monds, DT  
2007 Brent Celek, TE  
2008 Brandon Underwood, DB  
2010 Armon Binns, WR

**Florida Citrus All-Star Classic**

1998 Chad Plummer, WR  
2000 Deontey Kenner, QB  
2002 Kirt Doolin, OL  
DeMarco McCleskey, RB  
Jonathan Ruffin, K (MVP)  
2003 Zach Norton, DB  
2004 Jamar Enzor, LB

**Hula Bowl**

2008 Angelo Craig  
Glen "Digger" Bujnoch  
Anthony Hoke  
Haruki Nakamura

**Japan Bowl**

1977 Dan Rains, DE  
1981 James Bettis, TB

**Las Vegas Classic**

2004 Hannibal Thomas, WR  
2005 Chet Ervin, P  
Adam Roberts, DE

**Medal Of Honor Bowl**

2014 Terrell Hartsfield, DE  
  
**NFLPA Collegiate Bowl**  
2011 JK Schaffer, LB  
2012 Dominique Battle, DB  
Drew Frey, DB

**North-South Shrine Game**

1976 Gary Oetjen, C  
Lou West, DB

**North-South Game**

1953 Bob Marich, G  
1959 Ed Kovac, HB  
Jim Leo, E  
Joe Morrison, HB  
1960 Ron Kostelnik, T

**All-Ohio Shrine Bowl**

1972 Billy Hunter, S  
Ed Bolis, LB  
Denny Holthaus, OG  
1973 Reggie Harrison, HB  
Quincy Daniels, HB  
Mike Kleinhenz, LB  
1974 Mike Campbell, QB  
Jeff West, TE  
Jim Hoeh, DT  
1975 Jay Bonds, FB (MVP)  
Paul Hunter, DB  
Ed Jones, DT  
1976 Steve Bell, TE  
Harold Lee, FL  
Henry Miller, QB

**Raycom College FB All-Star Classic**

2012 Camerron Cheatham, DB

**Senior Bowl**

1952 Frank Middendorf, C  
1959 Joe Morrison, HB  
Dick Goist, HB  
1960 Jack Lee, QB (MVP)  
Ed Kovac, HB  
Jim Leo, E  
1969 Greg Cook, QB  
Tom Rossley, E  
1970 Jim O'Brien, E  
1971 Bob Bell, T  
1975 Tom Marvaso, DB  
1977 Mike Woods, LB  
1989 Andrew Stewart, DE  
Chris Asbeck, DT  
1996 Robert Tate, WR  
1997 Jason Fabini, OT

Artrell Hawkins, CB  
Brad Jackson, LB  
Derrick Ransom, DE  
2000 Mario Monds, DT  
2004 Trent Cole, DE  
2008 Connor Barwin, DE  
Trevor Canfield, OL  
Kevin Huber, P  
Mike Mickens, DB  
DeAngelo Smith, DB  
Brandon Underwood, DB  
2009 Mardy Gilyard, WR  
Tony Pike, QB  
Mike Windt, LS  
2011 John Hughes, DL  
Isaiah Pead RB (MVP)  
Derek Wolfe, DL  
2012 Travis Kelce, TE  
2014 Jeff Luc, LB

**Texas vs. the Nation All-Star Bowl**

2007 John Bowie, CB  
2009 Alex Daniels, DL  
Aaron Webster, DB  
2010 Jacob Rogers, K  
2012 Kenbrell Thompkins, WR  
George Winn, RB

**ALL-AMERICANS****Danny Barrett**

1982 AP Honorable Mention

**Bob Bell**

1970 Central Press Second Team  
AP Third Team

**James Bettis**

1981 AP Honorable Mention

**Ken Byers**

1961 Williamson Ratings Second Team

**Terrill Byrd**

2007 AP Second Team

**Trevor Canfield**

2008 AP Second Team

**Toney Catchings**

1986 Honorable Mention Sporting News

**Trent Cole**

2004 CollegeFootballNews.com

**Greg Cook**

1968 AP Second Team  
UPI Second Team  
NEA Second Team

**Parker Ehinger**

2012 FWAA Freshman Team

**Deno Foster**

1984 AP Honorable Mention

**Antonio Gibson**

1981 AP Honorable Mention  
1982 AP Honorable Mention

**Mardy Gilyard**

2009 AFCA First Team (KR)  
SI.com First Team (WR)  
2008 Rivals.com First Team (KR)

**Dick Goist**

1953 Honorable Mention  
1954 Honorable Mention

**Alex Gordon**

1986 AP Honorable Mention  
Sporting News Honorable Mention

**Allen Harvin**

1982 AP Honorable Mention

**Kevin Huber**

2008 Consensus All-American  
AP First Team  
AFCA First Team  
FWAA First Team  
Rivals.com First Team  
SI.com First Team  
2007 Consensus All-American  
AP First Team  
FWAA First Team  
Walter Camp First Team

**George Jamison**

1983 AP Honorable Mention

**Keith Jenkins**

1975 Recap Honorable Mention

**Jim Leo**

1959 Williamson Rating  
Honorable Mention

**Tom Marvaso**

1975 Sporting News First Team

**Danny McCoin**

1986 AP Honorable Mention

**Mike Mickens**

2008 Walter Camp Second Team  
AP Third Team  
2007 FWAA All-America First Team

**Al Nelson**

1964 AP Honorable Mention

**Ray Nolting**

1935 Honorable Mention

**Jim O'Brien**

1968 AP Honorable Mention  
1969 AP Honorable Mention  
UPI Honorable Mention

**Dan Rains**

1977 AP Honorable Mention

**Gene Rossi**

1951 Honorable Mention  
1952 Honorable Mention

**Tom Rossley**

1968 AP Honorable Mention

# 2015 UNIVERSITY OF CINCINNATI FOOTBALL

## HONORS & AWARDS

### Jonathan Ruffin

2000 Consensus All-American  
 AP First Team  
 FWAA First Team  
 SI First Team  
 Sporting News First Team  
 Walter Camp First Team  
 2000 Lou Groza Award Winner

### Clarence Sanders

1975 AP First Team  
 NEA Second Team

### Bill Shalosky

1952 Honorable Mention

### ALL-AMERICANS

#### Jason Stargel

1986 Sporting News Honorable Mention

### Andrew Stewart

1988 AP Honorable Mention

### Bob Stratton

1951 Honorable Mention

### Reggie Taylor

1984 AP Honorable Mention  
 1985 AP Honorable Mention  
 1986 AP Honorable Mention  
 Sporting News Honorable Mention

### Derek Wolfe

2011 AP Second Team  
 Scout.com Second Team  
 SI.com Second Team  
 Yahoo! Sports Second Team  
 Phil Steele Third Team

### Mike Woods

1977 AP First Team  
 NEA First Team  
 Sporting News First Team

### COSIDA ACADEMIC ALL-AMERICANS

#### First Team

1981 Karl Yli-Renko, OL  
 1990 Kyle Stroh, DL  
 1991 Kris Bjorson, TE  
 1997 John Kobalka, DL

#### Second Team

1979 Edward Koboves, OL  
 1983 Jason Stargell, WR  
 1989 Jeff Jones, P

# 2015 UNIVERSITY OF CINCINNATI FOOTBALL

## ALL-TIME LETTERWINNERS

<b>A</b>			
Abernathy, Ralph David IV 2011, 12, 13	Ballard, Clark 1932, 33, 34, 35	Bodine, Troy 1983, 84	Butler, Aaron 2000, 01
Abramowicz, Stan 1941, 42	Ballard, Terry 1964, 66	Bodnar, Bob 1958	Butler, Greg 1971, 72, 73
Abrams, Joe 1988, 90, 91, 92	Ballman, Harry 1931	Boehme, Doug 1977	Butz, Charles 1895, 96
Abrahams, Mortimer 1906, 07, 08, 09	Banks, Aldolphous 1965	Bohl, Harold 1928, 29	Butz, John 1976, 77, 78
Ackerson, D. Hayward 1907	Banks, Ed 1959, 60, 61	Bohnert, Doug 1976	Byers, Ken 1959, 60, 61
Adams, Blue 1998, 00, 01, 02	Banschbach, Chad 2014	Bohrer, Robert 1938, 39	Byrd, Jim 1967
Adams, Derrick 1999, 00, 01, 02	Bardaro, Joe 1968, 69	Bolar, Diron 1993, 94	Byrd, Terrill 2005, 06, 07, 08
Adams, Dorian 1992, 93, 94, 95	Barklow, J. Paul 1929, 30	Bolis, Ed 1970, 71, 72	Byrd, Vince 1997, 98
Adams, Edward 1905, 06	Barnett, Marcus 2007, 08, 09, 10	Bolser, Harvey 1945	
Agger, Eugene 1900	Barney, Ernest 1929, 30	Bolton, Jeremy 2004, 06	<b>C</b>
Ahlborn, C.A. 1885	Barone, Robert 1985	Bomar, Maalik 2009, 10, 11, 12	Caldwell, J.H. 1985, 87
Aiken, Marquise 2013	Barrett, Dan 1979, 80, 81, 82	Bond, Deyshawyn 2013, 14	Caldwell, Robert 1905
Alberts, Butch 1969, 70, 71	Barrett, Dennis 1965	Bonds, Jay 1974, 75	Caleca, Joe 1978, 79, 80, 81
Alexander, Edwin 1939	Barrett, Mike 1966, 67, 68	Bonner, Cornelius 1996, 97, 98	Callicott, Franklin 2002, 03
Allen, Darryl 1964, 65, 66	Barwin, Connor 2005, 06, 07, 08	Booker, Vaughn 1987, 91	Cameron, Mike 1966
Allen, Ernest 1991, 92, 93, 94	Bass, Butch 1973, 74, 75, 76	Boone, Jonathon 1992	Campbell, Jack 1951, 52, 53, 54
Allen, Jim 1945	Bass, William 1896, 97	Boone, Mike 2014	Campbell, Mike 1973, 74
Allen, John 1909, 10, 11, 12	Bates, Doug 1989	Booze, Bill 1980, 81, 82, 83	Canard, Terry 1972, 73
Allen, Marvin 2001	Bates, Hugh 1901	Borgella, Jocelyn 1990, 91, 92, 93	Canary, Dave 1957, 58, 59
Allgyer, Don 1958	Battle, Dominique 2008, 09, 11, 12	Boslet, Dan 1992, 93	Canfield, Trevor 2005, 06, 07, 08
Alli, Kazeem 2006, 07, 08, 09	Bauer, Bert 1947	Boss, Ralph 1915	Cannon, Tim 1982, 83, 84
Alonzo, Shai 2013	Bauer, Edwin 1917, 18	Bowen, Joseph 1923	Capelle, Lou 1939
Altamer, Harold 1916, 17	Bauer, Wilber 1923, 24	Bowie, John 2003, 04, 06	Capelle, Smith 1938, 39, 40
Ambers, Willie 1976, 77	Beal, Demitri 2011, 12	Bowman, Marvin 1985, 87, 88, 89	Carey, Craig 2007, 08, 09
Amburgy, Bob 1966, 67, 68	Beal, Eric 1995, 96	Box, Harry 1902	Carey, Collin 2003, 04
Ames, Edward 1917	Beard, Camaron 2011, 12, 13, 14	Boyle, Dan 1976	Carmon, Chris 1988, 89, 90, 91
Amlin, Kenny 1945	Beck, Gene 1982, 83	Boyle, Terry 1952	Carmon, Jim 1989, 90, 91, 92
Anderson, Chazz 2008, 10	Beckman, Roland 1957	Bradford, Ray 1923, 24, 25	Carozzoni, Joe 1978, 79, 80, 81
Anderson, John 1960	Beckum, Steve 1976, 77	Bradford, William 1923, 24, 25	Carpenter, Dan 1962
Anderson, Josh 1994, 96, 97, 98	Bedway, John 1940, 41, 42	Bradner, George 1923	Carpenter, Jon 2004, 05, 06, 07
Anderson Paul 1990, 91, 92	Beebe, Henry 1909	Brayboy, Gerard 1996, 97, 98	Carreker, Vincent 1985
Anderson, Trevor 1939	Belew, Steve 1985	Brennan, Tim 1982, 83	Carson, Arch 1885, 86, 87, 88, 89
Anderson, Trevor 2005, 06	Bell, Bob 1968, 69, 70	Brill, Don 1948, 49, 50	Carter, Lewis 1998, 99, 00, 01
Anderson, William 1947, 48	Bell, Chris 1979, 80	Brilliant, Pierre 1995, 96, 97	Carthan, Larry 1980, 81, 82
Andino, Lazaro 1985	Bell, Farley 1978, 79	Brinson, Jerome 1982, 83	Carvitti, Tony 2003, 04, 05, 06
Andreadis, Harry 1951, 52, 53, 55	Bell, Steve 1974, 75, 76	Britford, Mike 1990, 91, 92, 93	Casey, Steve 1990, 92
Andrew, Timmy 1989, 90	Bellamah, Howard 1947, 48, 49	Brockman, Don 1971, 72, 73	Casola, Sal 1971, 72, 73
Androit, Don 1977, 78, 79, 80	Bellisari, Mike 1978	Brokaw, G. 1905	Casseus, Clemente 2012, 13
Annen, Blake 2010, 11, 12, 13	Benham, Robert 1932	Brookins, Mike 1978, 79, 81	Catanella, Nick 1971, 72
Anthony, Floyd 1950, 51, 52	Bennett, Mike 1987, 88	Brooks, Arnold 1986	Catchings, Toney 1985, 86
Antoun, Mason 2014	Bennett, William 1890	Brown, Aaron 2014	Catenacci, John 1976
Apke, Joe 1983, 84	Bennie, Dan 1967	Brown, Bobby 2014	Catlow, William 1887
Archer, Mickey 1978	Benton, Butler 2004, 05, 06, 07	Brown, Kevin 2012, 13, 14	Cauley, Darrell 1961, 62, 63
Archer, Terry 1984, 85	Benzinger, Joseph 1949, 50, 51	Brown, Mike 2002, 03	Cedeno, Edgar 1995
Archie, Chris 1998	Berry, Dwayne 1976, 77, 78	Brown, Rob 1983	Celek, Brent 2003, 04, 05, 06
Arena, John 1988, 89, 90, 91	Berry, W. Durrant 1894, 95	Brown, Robert 1989, 90	Certain, Doug 1981, 82
Armstead, Fred 1997	Bertholf, Bruce 1969	Brown, Ryan 2004, 05	Chambers, Clark 1972
Armstrong, Robby 2008, 10	Bertram, Bill 1957, 58, 59	Brown, Scott 1990, 91, 92	Chambers, William 1892, 93
Arnold, Terry 2003	Bertucci, David 1998, 99	Brown, William 1931, 32	Champion, Hassan 1995, 96, 97, 98
Asbeck, Chris 1985, 86, 87, 88	Betteman, H. W. 1886, 87	Brunhoff, Henry 1920, 21	Chapman, H.G. 1916, 17
Atkinson, Santo 1972, 73, 74	Bettis, Jim 1979, 80, 81	Brunn, Gary 1976, 77	Charity, Bob 1976, 77
Atkerman, Norm 1954, 55, 56	Bible, Dana 1973, 74, 75	Brunst, Ray 1993, 94, 95, 96	Charls, George Herbert 1898, 99
Austin, John 1967	Bible, Daryl 1979, 80	Bruscianelli, Jack 1988, 89	Chase, John 1975
<b>B</b>	Biedinger, Harry 1908	Bryant, Damon 1990, 91	Chatman, Antonio 1999, 00
Baarendse, Bruce 1978, 79, 80, 81	Biggs, Ken 1996, 97, 98	Bryant, Lester 1914, 15	Chayra, Steve 1996, 97
Babcock, Joe 1945	Billings, DeMarcus 1999, 00, 01, 02	Bryant, Ron 1968, 70, 71	Cheatham, Camerron 2009, 10, 11, 12
Babylon, Elva 1928	Binns, Armon 2007, 08, 09, 10	Buchanan, Harry 1910, 11, 12	Cheatham, Obadiah 2009, 10
Bachman, Charles 1903	Birt, Charles 1924, 25	Buckley, Deionte 2012	Cherkiss, Bob 1972
Bachman, Jay 1965, 66	Bissmeyer, Albert 1910, 11, 12	Buell, Harry 1887	Chenault, Arryn 2010, 11, 12, 13
Bachman, Nathan 1922, 23	Bittekofer, Jack 1948, 49	Buerger, Frederick 1911, 12, 13	Chernek, Dave 1960
Bachman, Stanley 1907	Bjorson, Kris 1989, 90, 91, 92	Bujnoch, Austen 2010, 11, 12, 13	Cherrington, Frank 1904
Backherms, Alvin 1915, 16	Black, Charles 1956, 57, 58	Bujnoch, Digger 2004, 05, 06, 07	Childress, Rick 1984, 85, 86
Bacon, Jon 1993, 94, 95	Black, Sam 1995	Bunker, Al 1933	Chiodi, Andy 1960, 61
Baehr, Lenoard 1913, 14, 15	Blackwood, Paul 1993, 94	Burdick, Frank 1933	Chirchella, Mike 1979, 80
Baer, Carl 1897, 98, 99	Blair, Greg 2012, 13	Burdick, Shaun 1983, 84, 85, 86	Chisolm, Dwayne 1979, 80, 81, 82
Bahman, Robert 1890	Blake, Tom 1946, 47, 48	Burleson, Mike 1967	Chisum, Alex 2011, 12, 14
Baker, Chad 1994	Bland, Charley 1973	Burns, Victor 1903	Chlebeck, Tom 1967
Bailey, Art 1976, 77	Blank, Denny 1966, 67, 68	Burrow, Jeff 1996, 97, 98, 99	Chrisman, Claude 1893
Bailey, Bill 1964, 65	Blascovich, Ben 1957, 58	Bursiek, Ralph 1928, 29, 30	Citron, Herbert 1945
Bailey, Gilbert 1890	Blasick, Frank 1961	Burton, Chris 2014	Claggett, Thomas 2005, 06
Balkum, Milt 1966, 67, 68	Blau, John 1913	Burwell, Tyreek 2014	Clancey, J.A. 1904
Ballard, Brad 1980, 81	Blaylock, Jeff 1991, 92, 93, 94	Bury, Brad 2005	Clark, Cornelius 1981, 82, 83
	Blum, Bob 1950	Bush, Eric 1988, 91	Clark, Michael 1976, 77, 78, 79
	Bockhorst, Mike 1988	Butcher, H. G. 1899	Clark, Mike 1973, 74, 75

Clemens, Mel 1951  
 Cleveland, Errol 1981, 82, 83  
 Clifford, Tyler 2008  
 Climer, William 1928, 29  
 Clyde, Edgar 1913  
 Cobb, Bob 1976  
 Cobb, C] 2007, 09, 10  
 Cobb, Fred 1976, 77, 78  
 Cobb, Gardner 1973, 75, 76, 77  
 Cockowski, Jim 1963  
 Cockrell, Johnathan 1988, 89, 90, 91  
 Coffee, Shane 1989  
 Cogswell, Tyler 2014  
 Cokes, Shawn 1989  
 Cole, Lowery 1996, 97  
 Cole, Nate 2013, 14  
 Cole, Trent 2002, 03, 04  
 Coleman, Grant 2013, 14  
 Coleman, Marcus 1994  
 Collaros, Tim 1967  
 Collaros, Zach 2008, 09, 10, 11  
 Collett, Steve 1970  
 Collins, Doug 1965, 66, 67  
 Collins, Jack 1969  
 Collins, Baker, Jason 1997, 98, 99, 00  
 Colosimo, Michael 2014  
 Colton, Anthony 2002, 03  
 Comchoc, Rudy 1954, 55  
 Conatser, Ken 1959, 60, 61  
 Conatser, Will 1952, 53, 54  
 Concilla, Joe 1951, 52, 53  
 Connell, Mike 1974, 75, 76, 77  
 Conner, Chuck 1957  
 Constable, Charles 1917, 18, 20  
 Converse, Howard 1959, 60  
 Cook, Brent 1969, 70  
 Cook, Greg 1966, 67, 68  
 Cook, Jim 1936  
 Cook, Walter 1900, 01, 02  
 Coons, Edgar 1921  
 Cooper, Jackie 1988, 89  
 Cooper, Robert 1996, 97, 98, 99  
 Cooper, Russell 1980  
 Coppess, Jason 1990, 91, 92, 93  
 Coppola, Bob 1999, 00  
 Coppola, Ted 1963, 64  
 Costello, Walter 1902  
 Cornett, Torry 2006, 07, 08  
 Couch, John 1885  
 Couch, Ron 1955, 56, 57  
 Cousins, Mike 1970, 71  
 Cowan, Steve 1969, 70, 71  
 Coyle, Max 1939, 40  
 Craggette, Hosea 1970, 72  
 Craig, Angelo 2005, 06, 07  
 Craig, Lewis 1931  
 Crampton, Frank 1928  
 Crawford, Mark 1980, 81, 82, 83  
 Cretors, Paul 1940  
 Crist, Ray 1924  
 Croake, William 1916, 17  
 Crolley, Frank 1920, 21  
 Cross, Frank 1891  
 Croucher, James 1940  
 Crumrine, Chuck 1956, 57, 58  
 Cry, Leonard 1986, 87, 88  
 Crysdale, Jamie 1989, 90, 91, 92  
 Cummins, James 1937  
 Cunningham, Eldon 1899, 1900  
 Cunningham, Korey 2014  
 Cureton, Andre 2010, 13  
 Curl, Joe 1979, 80  
 Curry, Jim 1962, 63  
 Curry, Phillip 1994, 95, 96, 97

Cusumano, Mike 1977, 78  
 Cygan, Joe 1969  
 Cynkar, Lou 1967

**D**  
 Dablow, Steve 1967  
 Daley, Jim 1976, 77, 78  
 Dallen, Tom 1993, 94  
 Daniels, Alex 2008, 09  
 Daniels, Kwesi 1998  
 Daniels, Matt 1985  
 Daniels, Mike 2003, 04, 05, 07  
 Daniels, Quincy 1972  
 Darden, Malcolm 1983, 84  
 Darling, Antwan 2010  
 Daum, Fred 1938, 39  
 Davila, Nick 2005, 06  
 Davis, Adolph 1910, 11, 12  
 Davis, Antonio 1999, 00  
 Davis, Bill 1985, 86, 87, 88  
 Davis, Bryan 1999  
 Davis, Dorian 2009  
 Davis, Evan 2008, 09, 10, 11  
 Davis, C. Allen 1931, 32, 33  
 Davis, Hank 2005  
 Davis, Joe 1963  
 Davis, Larry 1961  
 Davis, Michael 1991, 92, 93  
 Davis, Wilford 1916, 17, 18  
 Dawley, Cedric 2003  
 De Rosa, Charles 1963  
 Deatherage, J.R. 2000, 01  
 DeFillipo, Nick 2006, 07  
 DeGarmo, Al 1945  
 Deinhart, Marty 1980  
 Del Bene, Dom 1951, 52, 53  
 Del Fine, Michael 1953  
 Del Rosa, Bob 1956, 57, 58  
 Del Rosa, Gus 1954, 55, 56  
 Delaney, Jack 1950, 51, 52  
 Delisi, Alex 2009, 10  
 DeLucia, Chet 1975, 76, 77  
 Dempsey, Adam 2012, 13  
 Denk, Ed 1956, 57, 58  
 Denk, Jim 1966  
 Denser, Clarence 1914, 15, 16  
 Derks, Mike 1984  
 DeRosa, Doug 1962, 65  
 DeTemple, Tom 2009, 10, 11  
 DeVincentis, Larry 1957  
 DeWalt, Carl 1974, 76, 77  
 DeWitz, Keith 1957  
 Dickerson, Richard 1903, 04  
 Dickson, William 1894, 95, 96  
 Diehl, George 1891  
 Dillhoff, Glen 1951, 52, 53, 54  
 Dingle, Nate 1990, 91, 92, 93  
 Dixon, Joe 1998, 99, 00  
 Dixon, Malloy 1938, 39, 41  
 Dixon, Rob 2002  
 Dixon, Ronnie 1990, 91, 92  
 Dixon, Troy 1987, 88  
 Dodd, Brian 2003  
 Dolinski, Joel 1994, 95, 96, 97  
 Doolin, Kirt 1998, 00, 01, 02  
 Dorsey, Ron 1970, 71  
 Dost, Frank 1929, 30  
 Doston, Darren 2014  
 Douds, Andy 1936  
 Dougherty, Bob 1951  
 Dougherty, Jim 1947, 48, 49  
 Dowdy, DJ 2013  
 Drane, Deven 2010, 11, 12, 13  
 Drake, Hall 1945, 46, 47

Drewery, Robert 2000, 01  
 Driscoll, Jim 1950  
 DuBray, Ernest 1907, 08, 09, 10  
 Duckens, Bob 1990, 91, 92, 93  
 Dudley, Walter 2002, 03, 05  
 Duenas, Mario 2006, 07  
 Dufford, Jack 1939  
 Duncan, Harry 1933, 34, 35, 36  
 Dunlap, Sheldon 1947, 48, 49  
 Dyke, John 1988

**E**  
 Eastlake, Steve 2003, 04, 05  
 Easton, Russell 1909, 10, 11, 12  
 Eaton, Lyman 1893, 94, 95, 96  
 Ebbers, Howard 1941  
 Eddington, Derrick 2003  
 Edwards, Steve 1979, 80, 81, 82  
 Edwards, Willis 1999, 00, 01, 02  
 Edwards, Zach 2013, 14  
 Egenolf, Tom 1981, 82, 83, 84  
 Ehinger, Parker 2012, 13, 14  
 Eiben, Larry 1967, 68, 69  
 Eillerman, Joe 1977, 78, 79  
 Eilers, Henry 1917, 18, 19, 20  
 El, Amin, Khalil 2005, 07, 08  
 Elchynski, Ted 1959  
 Elliott, Dante 1998, 99, 00  
 Elminger, Steve 1985  
 El, Mubarak, Muhammed 1991, 93, 94, 95  
 Emerson, Lowe 1896  
 Emmerich, Charles 1936  
 Emmerich, Gus 1935  
 Enzor, Jamar 2001, 02, 03, 04  
 Ertle, Ron 1969, 70, 71  
 Ervin, Chet 2002, 03, 04, 05  
 Estadt, Dick 1960  
 Evans, Percy 1995, 96, 97, 98  
 Evans, Phil 1956  
 Evans, Troy 1999, 00  
 Everham, Arthur 1900, 01

**F**  
 Fabini, Jason 1994, 95, 96, 97  
 Fabis, Glenn 1976, 78, 79, 80  
 Farfsing, Patrick 2003, 04, 05, 06  
 Faris, Jim 1945  
 Farkas, Glenn 1987, 88, 89, 90  
 Farrell, Tom 1961  
 Faulkner, Dave 1952, 53, 54  
 Fayton, Robert 1980  
 Fearing, Adam 2012  
 Feaster, John 2002, 03  
 Fein, Rick 1973, 75  
 Felchner, Bill 1971  
 Felder, Darrius 1993, 94, 95, 96  
 Feldhaus, Bill 1934, 35, 36  
 Felsner, Glen 1983  
 Fenker, Clem 1911, 12, 13  
 Fenlon, Robert 1946, 47, 49  
 Fennekohl, Art 1927  
 Fennel, Adolph 1900, 01, 02  
 Fennell, Clem 1970, 71, 72  
 Fenzel, Al 1945  
 Ferguson, Bill 1939  
 Ferguson, Delbert 2006, 07, 08  
 Ferguson, Shawn 1995, 97, 98  
 Fick, John Edward 1918  
 Fields, Ivan 1999, 00, 01, 02  
 Filger, Joseph 1925, 26, 27  
 Finch, Neil 1907  
 Fink, David 1988, 89  
 Fishback, Victor 1914, 15  
 Fisher, Frank 1907

Fisher, N.V. 1927, 28  
 Fitzgerald, Chuck 1991, 92  
 Fitzgerald, Leroy 1931, 33  
 Fitzgerald, P.H. 1920, 21  
 Flach, Fred 1903, 04  
 Flaherty, Mike 1965  
 Fleming, Bob 1945  
 Fletcher, Alan 1991, 92, 93  
 Fletcher, Tom 1969, 70  
 Flick, Ben 2013  
 Flohr, Ralph 1909, 10, 11, 12  
 Flores, Chris 2006, 07  
 Fogler, Jim 1981, 82, 83  
 Foley, Albert 1937  
 Foley, Louis 1893  
 Foley, William T. 1905, 06  
 Ford, Ed 1966  
 Ford, Marion 1971, 72, 73  
 Foreman, Butch 1967, 68, 69  
 Foreman, William 1896, 97  
 Forrest, Ted 1998, 99, 00, 01  
 Forrest, Tom 1970, 72, 73  
 Foster, Deno 1981, 82, 83, 84  
 Foster, Marcus 2013  
 Foster, Trevor 1992, 93, 94, 95  
 Fournier, Randy 1977, 78, 79, 80  
 Fowler, Bill 1973, 74, 75  
 Fowler, Ken 1993, 94, 95  
 Francoise, Bill 1977  
 Francisco, Shaun 1990  
 Franklin, Cliff 1942  
 Franklin, T.J. 2010  
 Frankos, Nick 1982, 83, 84, 85  
 Franz, Ron 1957, 58, 59  
 Fratz, Arthur 1918, 20, 21, 23  
 Frazier, Andre 2001, 02, 03, 04  
 Freeman, E.R. 1885  
 Freese, Ollie 1942, 46  
 Frey, Carl 1918, 19  
 Frey, Drew 2009, 10, 11, 12  
 Friedman, Sid 1938, 39, 40, 41  
 Fries, Daniel 1914, 19, 20  
 Frisina, Mike 1977, 78  
 Fritsch, Louis 1899, 00  
 Fritz, Don 1951, 52, 53  
 Fry, Chip 1977  
 Fugere, Rich 1963, 64, 65  
 Fuller, Bobby 1998, 99  
 Fulop, Jeff 1988, 89, 90, 91  
 Fulton, Ivan 1995, 96  
 Furst, Wesley 1903

**G**  
 Gaines, Wentford 1974, 75  
 Ganelli, Dave 1969, 70  
 Gant, London 1936  
 Gantert, Steve 1976, 78, 79, 80  
 Gantz, Andrew 2014  
 Garden Lloyd 1998, 99, 00  
 Gardner, Josh 1999, 00, 01, 02  
 Ganes, Sam 1993, 94, 95, 96  
 Garnett, Robert 1991, 92, 93, 94  
 Garofolo, Joe 1974  
 Garvin, Dan 1937, 38, 39  
 Garvin, Milton 1937, 38, 39  
 Garvin, Pete 1946  
 Gates, Edward 1892  
 Gates, Mike 1979, 80, 81, 82  
 Geiser, Bob 1957  
 George, Chris 1995  
 George, Eric 1985  
 George, Ron 1966  
 Geraci Sam 2014  
 Gerdson, Al 1939

# 2015 UNIVERSITY OF CINCINNATI FOOTBALL

## ALL-TIME LETTERWINNERS

Germany, Donald 2003, 04, 05	Grooms, Terry 1993, 94, 95, 96	Hays, Larry 1960, 61, 62	Hughes, Donnell 1989
Giacometti, Dean 1940, 41	Grothaus, Keith 1975	Hazel, Kevin 2002, 03	Hughes, John 2008, 09, 10, 11
Giannandrea, John 1957, 58, 59	Grubb, Ted 1997, 98	Hazelton, Vidal 2010	Humphrey, Hayden 1988
Gibboney, Larry 1936, 37	Grutza, Dustin 2005, 06, 07, 08	Hebbeler, Joe 1959	Humphrey, Will 1991
Gibbs, Kirk 1999, 00	Guidugli, Ben 2007, 08, 09, 10	Heffron, Ron 1983, 84	Humphrey, Wilson 1989, 90
Gibbs, Robert 1979, 80, 83	Guidugli, Gino 2001, 02, 03, 04	Heidorn, Ray 1966, 67	Hundemer, Will 1950, 53
Gibson, Antonio 1981, 82	Gulick, Richard 1936	Heil, Phillip 1931, 32, 33	Hunt, Ashley 1997, 98, 99, 00
Gibson, Gene 1949, 50	Guyot, Noel 1951, 52, 53, 54	Heineman, Scott 1977, 78, 79, 80	Hunt, Jack 1945
Gibson, Jim 1942	Guzda, Mike 1990, 91, 92, 93	Heinold, Frederick 1916, 19, 20	Hunt, Jason 2001, 02
Giddens, Antwan 2004, 05, 07	Gwynne, Dave 1959	Heinz, Bill 1969	Hunter, Billy 1970, 71, 72
Giebel, Robert 1914		Heitkamp, Greg 1987, 88	Hunter, Denton 1971
Gilliand, Sam 1936	<b>H</b>	Heizmann, Les 1948	Hunter, Dwayne 1987
Gilliland, William 1930, 31, 32	Haas , Elwood 1917	Helm, Tony 1979, 80, 81, 82	Hunter, Paul 1974
Giordano, Dan 2009, 10, 11, 12	Habekotte, Georgia 1916	Henderson, Jim 1969, 71	Hurley, Edward 1904
Gilyard, Mardy 2005, 07, 08, 09	Haby, Linus 1934, 35, 36	Hendricks, Charles 1903	Hurst, Mike 1981, 82
Gladney, Casey 2014	Haehnlle, Elmer 1909, 10	Heneveld, Craig 1969, 70, 71	Husic, Bob 1950, 51, 52
Glasgow, Charles 1920, 22, 23	Hagans, Aaron 1977, 78, 79	Hergott, Greg 1998, 99	Hyland, Kevin 2014
Glasgow, Russell 1922, 23, 24	Hagler, Tyjuan 2002, 03, 04	Herman, Roman 1924, 25, 26	Hyndman, Fred 1909
Glatthaar, Bradley 2004, 05, 06, 07	Hailey, Ben 1980, 81, 82, 83	Hermann, John 1930, 31	Hynes, Robert 1923
Glover, LaVar 1998, 99, 00, 01	Haley, Reuben 2011	Hernandez, Oscar 1983	Hynoski, Fred 1960, 61, 62
Godlewski, Stan 1951, 52, 53	Hall, Chas 2000	Hess, Barry 1961	
Goebel, John 2006, 08, 09, 10	Hall, James 1932, 33, 34, 35	Hessell, Edward 1932	<b>I</b>
Gohenn, Richard 1910, 11, 12	Hall, Jajuan 2003, 04, 05, 06	Hessler, Harvey 1924	Iber, Frank 1920, 21
Goist, Dick 1951, 52, 53, 54	Hall, Lionel 1939, 40	Heuck, Alphonso 1887	Ibold, 1904
Golden, Jared 2012, 13	Hall, Richard 2002, 03, 04	Heuck, Robert 1909, 10, 11, 12	Iglauer, Samuel 1891, 92, 93, 94
Golding, William 1937	Hall, William O. 1911, 12	Heuck, Walter 1910, 11	Inott, Ralph 1904, 05, 06, 07
Goldmeyer, Clifford 1929, 30, 31	Hallerman, Lee 1924, 25, 26	Hewitt, Chris 1993, 94, 95, 96	Insalaco, Phil 1986, 87, 88
Goldner, Phil 1960, 61, 62	Hallett, Arthur 1928, 29, 30	Hibbard, Merrill 1893, 94, 95, 96	Isham, Phillip 1894
Golic, Jake 2014	Hamilton, Joe 1998, 99	Hice, Nate 1999, 00	Isom, Jasen 1997, 98
Goodman, Dominick 2005, 06, 07, 08	Hamm, Tremell 1993	Hice, Joe 1985, 86, 87, 88	Ivanovich, Mike 1977
Goodman, Don 1982, 83	Hammel, John 1887	Hicks, Louis 1913	Ivey, Gene 1924
Goosby, Darryl 1981, 82	Hampton, Guy 1979	Higgins, Phil 1961, 62, 63	Ivy, Scott 1981, 82, 83, 84
Goosman, Herbert 1913, 14, 15	Hancock, Steve 2010, 11	Hill, Howard 1978	
Gordon, Alex 1983, 84, 85, 86	Handwerker, David 1978, 79	Hilliard, Mike 1970, 71	<b>J</b>
Gordon, Glenn 1979	Hankes, Francis 1918	Hilton, Tomaz 2008, 09, 10, 11	Jackson, Andre 1983, 84, 85, 86
Gordon, Jack 1951, 55, 56	Hanna, Clarence 1945	Hines, Quintin 2009	Jackson, Anthony 1991
Gordon, Walt 1956, 57, 58	Harden, Zeke 1971, 72	Hinson, John 2003	Jackson, Boyd 1983, 84, 85
Gorton, Mike 1968	Harder, Tim 1988	Hoeh, Jim 1972, 73, 74	Jackson, Brad 1994, 95, 96, 97
Gossett, DeJuan 1997, 98, 99, 00	Hardin, Ollie 1949	Hoffman, Alex 2008, 09, 10, 11	Jackson, Campbell 1917
Gotovac, Nick 1984, 85	Harding, Darrell 1992, 93, 94, 95	Hoffmeister, Charles 1905, 06, 09	Jackson, David 1995, 96, 97, 98
Grace, Ralph 1936	Hargrove, Carl 1981, 82, 83	Hogg, Cassius 1888	Jackson, Denny 1968, 69
Grad, John 1960, 61	Harlan, Nate 1950, 51, 52	Hoke, Anthony 2004, 05, 06, 07	Jackson, Dwight 2011
Grady, Tim 1969, 70	Harless, Ted 1961	Hollaender, Dave 1945	Jackson, Earnest 2004, 05, 06, 07
Graham, Jeff 1986, 87	Harned, Mark 1914	Holland, Robert 1902, 03	Jackson, Jeremy 2001, 02, 03, 04
Graham, Mike 1942, 46, 47	Harp, Lance 1991, 92, 93	Holly, Daven 2001, 02, 03, 04	Jackson, Jonathan 2002, 03
Gramann, Mike 1983, 84	Harp, Larry 1960, 61	Holmes, Fred 1937	Jackson, Kevin 1994
Grammer, Donald 1950, 51, 52	Harper, Eric 1997, 98	Holstein, Jim 1950	Jackson, Ray 2000, 01
Grant, Reggie 1992, 93, 94	Harrah, Brad 2012, 13, 14	Holterhoff, Ralph 1892, 93, 94	Jackson, Tony 1965, 66, 67
Graves, Bill 1957, 58, 59	Harris, David 2000, 01, 02	Holthaus, Denny 1969, 71, 72	Jacobs, Carter 2014
Graves, Jeremy 2012, 13	Harris, Rob 1982	Holton, Johnny 2014	Jacobs, Don 1939
Grawe, William 1930	Harris, Rodney 1990	Hood, 1909	Jaeger, James 1951
Gray, Geoffrey 1903	Harrison, Joe 1999, 00, 01	Hooey, Sean 2010, 11, 12	James, Dick, 1969, 70, 71, 72
Graydon, Joseph 1893	Harrison, William 1929, 30	Hoog, Don 1988, 89	Jamison, George 1980, 81, 82, 83
Green, Bo 1978, 79, 80, 81	Harrison, Reggie 1971, 72, 73	Hoog, Doug 1988, 89, 90, 91	Jansen, Don 1949, 50
Green, George 1898	Harry, Joseph 1885, 86	Hoose, Jim 1964, 65, 66	Jarrett, Harry 1983
Green, Gordon 1954, 55, 56	Hart, Dennis 2002, 03	Hoover, Adam 2000, 01	Jarvis, Dick 1950, 51
Green, Jim 1967	Hartkopf, Leif 1979, 80	Hopkins, William 1918, 19	Jefferson, Bob 1987, 88
Green, Tion 2012, 13	Hartman, Jim 1942	Hoppel, Adam 2006, 07, 08	Jenike, Bill 1952
Green, Trey 1983, 84, 85, 86	Hartong, Hank 1961	Horner, Bruce 2010, 11, 12	Jenkins, Brian 1990, 92, 93
Greenbaum, Walter 1900	Hartsfield, Terrell 2013, 14	Horschel, Joe 1969, 70	Jenkins, Gary 1971, 72
Greene, Marcellus 1977	Hartzell, Morton 1894, 95	Horton, Antoine 2003, 04, 05, 06	Jenkins, Keith 1975, 76
Greenlees, Campbell 1889	Harville, Cecil 1952	Householder, Mark 1978, 79, 80	Jenkins, Mark 1982, 83
Gregg, Clifford 1915, 16, 17	Harvin, Allen 1978, 79, 80, 81, 82	Houser, Don 1990	Jenkins, Mel 1982
Gregg, Daniel 1909	Harwell, Tedric 2001, 02, 03, 04	Howard, 1905	Jessen, Tom 1947, 48
Gregg, Ellis 1914, 15, 16	Haslinger, Lee 1949, 50, 51	Howard, Charley 2007, 08, 09	Jeter, Frank 1975, 76, 77
Gretchen, Mike 1940, 41, 46	Hatcher, Bryant 1989	Howard, Steve 1984, 85	John, Patrick 1991, 92, 93
Greuenschaeger, Steve 1985	Hauk, Joe 1948, 49	Howell, Bob 1961, 62, 63	Johnson, Albert 1969, 70, 71
Griest, Howard 1941	Hauser, Dan 1975	Howles, James 1924, 25	Johnson, Carl 1989
Griffin, Brad 1983, 84	Hausfeld, Robert 1987, 88	Hrnyak, Nick 1968, 70	Johnson, Clyde 1890, 91, 92, 93
Griffin, Samuel 2007, 08, 09, 10	Hawkins, Artrell 1994, 95, 96, 97	Huber, Daryl 1985, 86, 87, 88	Johnson, Doug 1997
Grigas, Charles, 1963	Haydon, John 1891	Huber, Kevin 2007, 08	Johnson, Ed 1986, 87
Griggs, Mark 1978	Hayley, Reuben 2010	Hubley, Myron 1928	Johnson, Eddie 1997, 98, 99, 00
Grimes, Mike 1977	Hayes, Ron 1974, 75, 76	Hucke, Raymond 1928, 19, 20	Johnson, Ellis 1978, 79
Grimsley, Dan 1988, 89, 90, 91	Hays, Harry 1887, 88	Hudson, Reggie 1991, 92, 93, 94	Johnson, Murray 1952, 53

Johnson, Nils 1989, 90  
 Johnson, Paul 1956  
 Johnson, Reuben 2009, 10  
 Johnson, Richard 1989, 90, 91  
 Johnson, Ron 1976, 77  
 Johnson, Scott 2008  
 Johnson, Travis 2013  
 Johnson, Walter 1985, 86, 87  
 Johnston, DeWayne 1999, 00, 01  
 Jolitz, Evan 1972  
 Jones, Andre 2013, 14  
 Jones, Ben 1963  
 Jones, Brad 2006, 07, 08, 09  
 Jones, Carl 2002, 03  
 Jones, Demetrius 2009  
 Jones, Dick 1938, 39, 40  
 Jones, Doug 2004, 05, 06, 07  
 Jones, Ed 1973, 74, 75  
 Jones, George 1978, 79  
 Jones, Jeff 1987, 88, 89, 90  
 Jones, Travis, 1989, 90  
 Jones, Tyjuan 2005  
 Jordan, Alvin 1992  
 Jordan, Jerrell 2013, 14  
 Jordan, Ken 1965, 66, 67  
 Judge, Joe 1998, 99  
 Julian, Damon 2011, 12  
 Julian, James 2002  
 Jurek, Chris 2007, 08, 09  
 Justice, Howard 1916, 17, 18

**K**

Kaemmerle, Carl 1932, 33  
 Kane, Bob 1950, 51  
 Kane, Dick 1948, 49, 50  
 Kantor, Bob 1960  
 Kapetanis, Tony 1977, 78, 79  
 Karlis, Rich 1978, 79, 80  
 Katenkamp, Tom 1977  
 Kattus, Mike 1960, 61  
 Katz, Dale 1990, 91, 92  
 Katzeff, Rick 1972  
 Kaufman, Earle 1933, 34, 35  
 Kay, Brandon 2012, 13  
 Keane, Mike 1948  
 Keck, Tinker 1997, 99  
 Keebler, Cory 2011, 12, 13  
 Keinath, William 1937  
 Keith, Tye 1999, 00, 01, 02  
 Kelce, Jason 2007, 08, 09, 10  
 Kelce, Travis 2009, 11, 12  
 Kelchner, Orville 1938, 39, 40  
 Kelchner, William 1940  
 Keller, George 1924  
 Kellett, Dan 1978, 79  
 Kelly, Dellano 1984, 85, 86, 87  
 Kelly, James 1973, 74, 75  
 Kelly, Jim 1947, 48, 49, 50  
 Kelly, Mike 1968, 69  
 Kelly, Mike 1986, 87  
 Kemper, Roger 1887, 88  
 Kemper, Roger Hall 1897  
 Kennedy, Edward 1910, 11, 12, 13  
 Kenner, Deontey 1997, 98, 99, 00  
 Kennett, William 1902  
 Kibler, Carl 1916  
 Kiel, Gunner 2014  
 Kimbrough, Craedel 1992, 93, 94, 95  
 King, Anthony 2011, 12, 13  
 Kinney, Clark 1957  
 Kinney, Ransom 1918  
 Kinsey, Boyden 1891, 92, 93, 94  
 Kinsey, Lawrence 1929, 30  
 Kinsler, Latish 1990, 91, 92, 93

Kirkpatrick, Ville 1902  
 Kirstein, Paul 1936  
 Klein, Chester 1912, 13  
 Kleinhenz, Mike 1971, 72, 73  
 Klimczak, Stan 1947, 48, 49  
 Kloboves, Ed 1977, 78, 79  
 Klusman, Len 1945  
 Knapp, Fred 1933  
 Kneisner, Bill 1945  
 Knight, Earl 1952, 53  
 Knighten, Willis 1990  
 Knutson, Matt 1995  
 Kobalka, John 1994, 95, 96, 97  
 Koehler, Walt 1959  
 Koehler, William 1916, 17  
 Koester, Kyle 2003  
 Kohl, Chris 1988, 89  
 Koman, Larry 1965  
 Konkel, Ron 1956  
 Kopich, Bob 1962, 63, 64  
 Kopich, Frank 1963  
 Koppenhoeffter, Ted 1975  
 Kostelnik, Ron 1959, 60  
 Kouri, Larry 1955, 56  
 Kovac, Ed 1957, 58, 59  
 Koynock, Joseph 1990  
 Krampe, Hugo 1908, 09, 10, 11  
 Krapp, Frank 1897  
 Kraske, William 1940, 41  
 Kratt, Emil 1920  
 Kreimer, Alfred 1904, 05  
 Krimmer, Dan 1992  
 Kuck, Edward 1911, 12, 13  
 Kugler, Marlay 1902, 03  
 Kuhn, Hugh 1918  
 Kurnick, Howie 1975, 76, 77, 78

**L**

Ladd, Anthony 1993, 94, 95, 96  
 LaForgia, Justin 2002  
 Lambert, Pat 2009, 10, 11, 12  
 Lancaster, McKinley 1983, 84  
 Lang, Frank 1999, 00, 01  
 Langen, Dave 1903  
 Langenbeck, Dick 1946, 47  
 Langenheim, William 1891, 92  
 Langenheim, Ralph 1914, 15, 16  
 Lathan, Dave 1985, 86  
 Lattimore, Kenwood 2002  
 Laub, John 1930  
 Lauck, James 1936  
 Laurence, Daniel 1890, 91, 92, 93  
 Laurie, Joe 1970, 71, 72  
 Lavelle, Pat 1985, 86, 87, 88  
 Lawson, Sig 1954, 55, 56  
 Lawson, Stanley 1885  
 Lawson, Tom 1988  
 Lea, Este 1891  
 Leach, John 1960  
 Leahy, Pat 1984  
 Leahy, Ryan 2013, 14  
 Lease, John 1923, 24, 25  
 LeBoutillier, George 1894  
 Lee, Greg 1999, 00  
 Lee, Harold 1974, 75, 76  
 Lee, Jack 1957, 58, 59  
 Lefeld, Eric 2011, 12, 13, 14  
 Legaux, Munchie 2010, 11, 12, 14  
 Leininger, Arthur 1932, 33  
 Leins, Dave 1956  
 LeKamp, Lester 1929, 30  
 Lemire, Jamie 1992, 93, 94, 95  
 Leo, Jim 1957, 58, 59  
 Leshnak, Bob 1984, 85, 86, 87

Lewis, Dave 1971, 72  
 Lewis, Dyjuan 2011  
 Lewis, Ernie 1967, 68  
 Lewis, John 1985, 86, 87  
 Lewis, Melvin 2000  
 Lewis, Mike 1993  
 Lewis, Robert 1930, 31  
 Lewis, Thaddeus 2002, 03  
 Lewis, Walter 1984  
 Liggins, Keathus 1983  
 Liggons, Dave 1976  
 Liggons, Tom 1973, 74, 75  
 Lilly, E.J. 2001  
 Lindsey, Chad 1990  
 Linkenbach, Jeff 2006, 07, 08, 09  
 Linneman, Joseph 1920, 21  
 Lisek, Jason 2000  
 Lloyd, John 2013, 14  
 Logan, Freddie 1981, 82  
 Lonchar, Thomas 1939, 40  
 Longo, Sam 2012, 13  
 Looney, Steve 1986  
 Louis, Michael 1978, 79, 80, 81  
 Love, Leon 1958, 59, 60  
 Love, Ka'Son 2001, 03  
 Love, Mike 1999, 00  
 Love, Willis 1975, 76  
 Lovell, Kevin 2004, 05, 06  
 Lowenstein, Harry 1887  
 Lozano, Roney 2010, 12  
 Lozier, Colin 2009, 10, 11, 12  
 Luallen, Jordan 2011, 12, 13  
 Luc, Jeff 2013, 14  
 Lucas, Rob 1995, 96, 97, 98  
 Lucas, Steve 1973, 74, 75  
 Lucius, A.J. 2001, 02, 03, 04  
 Lucka, Rich 1965  
 Lunsford, Carlton 1930, 31  
 Lutmerding, Medard 1928, 29, 30  
 Lytle, James 1888

**M**

Maccioli, Ferd 1953, 54  
 Macejko, Tom 1965, 66, 67  
 Machi, Al 1969  
 Machle, C. 1922, 23  
 Macikas, Anthony 1939, 40, 41  
 Mack, John 1969, 70, 71  
 Macke, Joe 1962  
 Maddox, Arthur 1952  
 Maddox, Mike 1990, 93  
 Maddox, R.D. 1894  
 Maddux, Robert 1923, 24, 25  
 Madeya, Bill 1965  
 Mainello, Dominic 2013, 14  
 Malone, C.J. 1908, 09, 10  
 Malone, Jody 1985, 86  
 Malone, Roy 1939  
 Maloney, Tom 1940, 41  
 Mammarelli, Jason 1997, 98, 99, 00  
 Manalac, Ryan 2005, 06, 07, 08  
 Manfredini, Chris 2003  
 Mann, David 1975, 76, 77  
 Manning, Tom 1965  
 Manny, Erwin 1936  
 Manor, Joe 1962  
 Marich, Robert 1951, 52, 53  
 Maroney, Barry 1955, 56, 57  
 Marsh, Stanley 1900  
 Marshall, DeJuan 1995, 96  
 Marshall, Linwood 1981, 82, 83  
 Martin, Harold 1924, 25  
 Martin, Jared 2006, 07  
 Martinez, Randy 2008, 10, 11

Marvaso, Tom 1973, 74, 75  
 Marx, Robert 1906, 07, 08  
 Masdea, John 1952, 53  
 Mason, Al 1970, 71, 72  
 Mason, Corey 2013  
 Massong, Bob 1977, 78, 79  
 Masterson, Mark 2000  
 Matthews, Dennis 1965, 66, 67  
 Matthews, Randolph 1894, 95, 96, 97  
 Matthews, Tom 1987, 88  
 Mathews, Ricardo 2006, 07, 08, 09  
 Matto, Andy 1950, 51, 52  
 Mauk, Ben 2007  
 Maxwell, Paul 1959, 60, 61  
 Mays, P.J. 1999  
 McAndrews, Anthony 1921, 22, 23  
 McBride, Randy 1969, 70, 71  
 McCabe, Bob 1964  
 McCafferty, Collin 2007, 08, 09, 10  
 McCall, Ed 1983, 84  
 McCann, Gene 1953, 54, 55  
 McCarthy, Mike 1967  
 McCarthy, Sean 1988  
 McCartney, Arch 1917  
 McClain, William 1950  
 McClellan, Sean, 12  
 McCleskey, DeMarco 1998, 00, 01, 02  
 McClung, Anthony 2010, 11, 12, 13  
 McClure, 1904  
 McCoin, Danny 1984, 85, 86, 87  
 McComas, Ralph 1910, 11  
 McCray, Frank 1902, 03, 04  
 McCullough, Kevin 2005, 2006  
 McCutcheon, Bob 1959, 60  
 McDonald, Bill 1949  
 McFadden, Kevin 1986  
 McFarland, Bob 1961, 62  
 McGee, Frank 1890, 91  
 McGee, Travis 2002, 03  
 McGill, Neil 1903  
 McGinley, Mike 1956  
 McGonegle, Jack 1965  
 McGraw, Rich 1983  
 McHenry, Ron 1967, 68  
 McKay, Mekale 2013, 14  
 McKeever, Dan 1950  
 McKeever, Tom 1950, 51, 52  
 McKenzie, Donnell 2006  
 McKenzie, Roger 1950  
 McKinney, Al 1985, 86, 87, 88  
 McKnight, Butch 1969  
 McKnight, Don 1995, 96, 97, 98  
 McMillan, Don 1946, 47, 48, 49  
 McNamee, Ralph 1939, 40  
 McNeal, Yancey 1982  
 Meador, Mitch 2010, 11, 12, 13  
 Meador, Robert 1945, 48, 49  
 Meguiar, Robert 1936  
 Meier, Bob 1940, 41, 42  
 Meinerding, John 1980  
 Melina, Tom 1976  
 Melish, John Howard 1894  
 Menke, Bob 1971, 72, 73  
 Menke, Bob 1948, 49  
 Mercer, Dale 1980  
 Mercer, Matt 2001, 02, 03, 04  
 Mercer, Rich 1974, 76  
 Mercurio, Mark 1969, 70  
 Merkich, Bob 1967, 68, 69  
 Merriam, Dave 1963  
 Merritt, Marv 1954, 55  
 Messner, Max 1957, 58, 59  
 Metz, Walter 1930, 31  
 Meyer, Al 1927

# 2015 UNIVERSITY OF CINCINNATI FOOTBALL

## ALL-TIME LETTERWINNERS

Meyer, Urban 1984
Meyers, Phillip 1919, 20, 21
Mickens, Mike 2005, 06, 07, 08
Middendorf, Frank 1949, 50, 51
Middendorf, Matt 1985, 86, 87
Miliano, Tony 2011, 12, 13, 14
Miller, Bob 1965, 66, 67
Miller, David 1977
Miller, Ed 1966, 67, 68
Miller, Gene 1966, 67, 68
Miller, Henry 1973, 74, 75, 76
Miller, Joe 1953, 54, 55
Miller, Mike 1968, 69, 70
Milligan, Danny 2010, 11, 12
Milligan, Norm 1986
Mills, Brandon 2009, 10, 11, 12
Mills, Robert 1929, 30
Milner, Bob 1965, 66, 67
Milner, Hobson 1981
Minor, 1905
Misali, John 1971, 72, 73
Misik, Jerry 1965, 66, 67
Mitchell, Brandon 2013, 14
Mitchell, Kevin 1991
Mitchell, Montrell 1999
Mitchell, Otis 1974, 75, 76
Mittwede, Harry 1939
Mizener, James 1993
Moche, Joe 1962
Moeschl, Scott 1980
Molden, Eric 1979
Momper, Jerry 1962, 63, 64
Monaghan, Doug 2001, 02, 03, 04
Monds, Mario 1999, 00
Monfort, Joseph 1988, 89
Monroe, Rodrick 1997
Montgomery, Dan 1966
Montgomery, James 1914, 15
Montgomery, Walter 1990
Montiel, Dave 1990, 91, 92
Moody, Willis 1989, 90
Mooney, Norm 1950
Moore, Charles 1901
Moore, Chris 2012, 13, 14
Moore, Greg 2004, 05, 06, 07
Moore, Justin 2008
Moore, Keith 1972
Moore, Rod 2013, 14
Moore, William 1978, 79, 81
Mooth, John 1951, 52
Morgan, Leo 2006, 07
Morgan, Mike 1973
Morgan, Richard 1962, 63, 64
Morrill, Albert 1897, 98
Morris, Jerry 1960
Morris, Joseph 1914, 15, 16
Morris, Tim 1978
Morris, Wellslake 1916, 17
Morrison, Joe 1956, 57, 58
Morrison, Max 2012, 13, 14
Morrison, Robert 1908, 09, 10
Mortemore, Gary 1954, 55, 56
Morton, Mike 1983, 84
Morton, Pat 1963
Moser, Hank 1950
Mosketti, Bob 1954, 55
Mouhon, Silverberry 2012, 13, 14
Muche, Ray 1967
Mueller, Alfred 1907
Mueller, Bob 1942
Mukes, Roosevelt 1985, 86, 87, 88
Mumford, Eric 1972
Munlin, Vincent 1986, 87, 88, 89
Murcay, Mike 1945

Murphy, Jamey 2002, 03, 04
Murphy, Jim 1942
Murphy, Johnny 1981, 82, 83, 84
Murphy, Mike 1953, 54, 55
Murphy, Shawn 2000, 01
Murray, George 2001, 02, 03, 04
Murray, Justin 2013, 14
Murray, Malcolm 2012
Mussey, Robert 1904, 05
Myers, Jim 1979, 80, 81, 82
Myers, Ralph 1973, 74, 75, 76
Myers, Steve 1979
Myers, Tom 1963

## N

Nakamura, Haruki 2004, 05, 06, 07
Nash, Darryl 1986
Nau, Clyde 1933, 34, 35, 36
Nau, Robert 1930
Nelms, Lamonte 2006, 07, 08
Nelsen, Jim 1957, 58, 59
Nelson, Al 1962, 63, 64
Nelson H.D. 1920
Nelson, Jerry 1962, 63, 64
Nelson, Jim 1968, 69
Nelson, Ron 1965, 66, 67
Neville, Al 1963, 64, 65
Newman, Rush 1918
Newmann, Ed 1965, 66, 67
Newton, Jon 2005, 06, 07
Nichols, Mike 1976, 77
Nickel, Elbie 1940, 41, 42, 46
Nickel, Joe 1968
Niederhelman, Jerry 1972, 73
Niehoff, Rob 1983, 84, 85, 86
Nieman, Howard 1896, 97, 98, 99
Nieman, Samuel C. 1896, 97, 98
Niemann, Jim 1954, 55, 56
Nimma, Lo 1925, 26
Nippert, James 1922, 23
Nirenberg, Dave 1967
Noble, Terry 1983, 85, 86, 87
Noll, Robert 1899
Nolting, Ray 1933, 34, 35, 36
Nolting, Roger 1945
Norton, Zach 2000, 01, 02, 03
Notacker, Brad 1982, 83, 84
Novak, Ed 1974, 75, 76

## O

Oakes, Pat 1993, 94, 95
Oblak, Fred 1959, 60, 61
O'Brien, Dan 1987
O'Brien, Jim 1967, 68, 69
O'Connell, Jim 1974, 75, 76, 77
O'Conner, Tim 1981, 82
O'Donnell, Pat 2010, 11, 12
O'Donnell, Robert 1894, 95
Oeh, William 1936, 37
Oetjen, Gary 1975, 76
Oetjen, Greg 1971, 72
Oganowski, Kas 1971, 72
Ogle, Bill 1988
Olding, Joe 1979, 80, 81, 82
Olinger, Jon 1999, 00, 01, 02
Oliver, Jeff 1989
Olczewski, Walt 1956
Olverson, Jesse 1994, 95
O'Malley, Tom 1948, 49
Omogrosso, Tony 1980, 81
Openheimer, Otto 1938, 39, 40
Oradat, Greg 1974, 75
Orak, Andy 1980
Orr, Gordon 1937

Orr, Trenier 2012
Orton, Philo 1890, 91
Ousley, Jim 1969
Outlaw, Napoleon 1974, 75, 76, 77
Overgaauw, Gary 1987, 88
Owens, Brig 1963, 64
Owens, Ervin 1984, 85, 86, 87
Owens, Russ 2002
Owens, Thurman 1947, 48, 49

## P

Pace, Alex 2014
Pacl, Tom 1958, 59, 60
Pagan, Louie 1983
Palmer, G.M. 1920, 21, 22
Palmer, Roy 1914, 15, 16
Pangello, Erv 1939
Pape, John 1918
Pardini, Dick 1952, 53, 54
Paris, Jim 1960, 61
Parker, John 1964, 65, 66
Parker, R.K. 1930, 31, 32
Partridge, Phillip 1903
Patania, Dave 1989, 91, 92
Pate, Lloyd 1966, 67, 68
Pater, Frank 1933
Patterson, Eric 1992, 93, 94, 95
Patterson, Lamont 1979, 80, 81, 82
Payne, Leviticus 2012, 13, 14
Payne, Samuel 1990, 91, 92
Pead, Isaiah 2008, 09, 10, 11
Pearce, Marlon 1990, 91, 92
Pease, John 1923, 24, 25
Peckich, Phil 1978, 79, 81, 82
Peek, Antwan 1998, 00, 01, 02
Peele, James 1929, 30
Pendergrass, Cliff 1981, 82, 83, 84
Penno, Ray 1948, 49
Perdrix, Roger 1962, 63, 64
Perkins, Lee 1986, 87
Perelli, Joe 1984
Perrin, Reuben 1923
Perry, Arnaz 1984, 85, 86
Perry, Stanely 1910, 11, 12, 13
Peters, Charles Moore 1900
Petrus, Brent 1995, 96, 97
Pfau, George 1928
Phillips, Don 1979, 80
Phillips, Hurdie 1959, 60, 61
Piche, Gene 1945
Pickens, Steve 1986, 87, 88
Piening, Ben 1998, 99, 01, 02
Pierson, Daniel 1900
Pike, Tony 2007, 08, 09
Pirone, Frank 1969
Pisanelli, Ralph 1951, 52, 53
Pitman, Lloyd 1945, 48
Pitts, Elkton 1948
Plueddeman, R.O. 1908, 09, 10
Plummer, Chad 1995, 96, 97, 98
Podesta, Oliver 1890
Points, Dan 1961, 62, 63
Poirier, Phil 1986, 87, 88, 89
Poland, Bill 2003, 04, 05, 06
Poole, Ron 1960
Popov, John 1938, 39, 40
Porter, Harold 1914, 15
Posey, Brian 1994, 95
Posely, Josh 2012
Post, Robert 1927, 33
Poteat, Jameel 2011, 12
Pous, Jim 1960, 61, 62
Powell, Dick 1939
Powell, Joe 1979

Powell, Vince 1991
Powers, Scott 1988, 89
Pramik, John 1942, 46, 47, 48, 49
Prather, Frederick 1918, 20, 22, 23
Prats, Bob 1978
Presley, Don 1954, 55, 56
Pressler, Fred 1936
Preston, Bill 1984, 85
Preston, Todd 1994
Price, Charles 1976, 77
Prig, Dave 1962
Prisby, Erroll 1962, 63, 64
Prosak, Vic 1973, 74, 75
Proto, Tony 1967, 68
Pugh, Bill 1983
Pullen, C.N. 1919

## Q

Quail, Keith 1955
-------------------

## R

Rader, Brandon 1995, 96
Radosovich, Ted 1963, 64
Rains, Dan 1974, 75, 76, 77
Rains, Jared 2010
Raizik, William 1937
Ramey, Charles 1936
Ramsey, Jacob 2006, 07, 08, 09
Ramsey, William 1885
Rankin, Marc 1988, 90, 91
Ransom, Darryll 1999, 00, 01, 02
Ransom, Derrick 1994, 95, 96, 97
Raschig, Frank 1899, 1900
Rasso, Steve 1958, 59
Ratliff, Jesse 1973
Rayl, William 1896, 97, 98
Razick, William 1935, 36, 47
Reaves, Joe 1957
Reece, Paul 1909, 10, 11
Reed, Detreik 2001
Reeder, Russell 1893, 94, 95
Reid, Gary 1990, 91, 92
Reid, I. Henry 1901
Reif, M. 1901
Reik, Todd 1984
Reinhold, Don 1957, 58, 59
Reinstatler, Jeff 2005, 06
Reinstatler, Tom 1959, 60, 61
Reiter, Dick 1984, 85, 86
Rekstis, Jack 1964, 65, 66
Rekstis, Pete 1962, 63, 64
Rendings, Charles 1897, 98, 99
Revels, Andre 2007, 08, 09
Reynolds, Jim 1971
Reynolds, Steve 2001
Rhein, Stanley 1920
Rhodes, Benson 1967, 68, 69
Rhodes, Richard 1985, 86, 87
Rice, Don 1959, 60
Rice, Doug 1962
Rice, Larry 1973, 74
Rice, Rob 2013
Richard, Dave 1956, 57, 58
Richards, Alkie 1942, 46, 47, 48
Richards, Brayton 1892, 93, 94
Richards, Eric 1993, 95, 96, 97
Richards, Harvey 1967, 68, 69
Richardson, Bayle 1915, 16
Richardson, Demetrius 2010, 12
Richardson, Wesley 2008, 09, 10
Richt, Fred 1897
Ricketts, Joseph 1988, 89
Ries, Steve 1978, 79, 80, 81
Riggins, Mel 1970, 71

Rini, Gerry 1979
Ritchey, Wes 1952, 53, 54
Ritchie, Dave 1958, 59, 60
Roberson, Aaron 2011, 12
Roberson, Cedric 1994
Roberts, Adam 2002, 03, 04, 05
Roberts, Jonathan 1991, 92
Roberts, Michael 1996
Roberts, Richard 1977
Robertson, Greg 1980
Robertson, Tower 1938
Robins, Joseph 1918
Robinson, Adrien 2008, 09, 10, 11
Robinson, Barry 1990, 91, 92
Robinson, Donnie 1984, 87, 88
Robinson, Heard 1975, 76, 77
Robinson, James 1891, 92
Robinson, Rob 1993, 94, 95, 96
Rock, Mike 1975, 76, 77, 78
Rodriguez, Ken 2007
Roeder, Dave 1965
Roessler, Clarence 1957, 58
Rogart, C. Herman 1917
Rogers, Doug 1961, 62
Rogers, Glenn 1984, 85
Rogers, Jacob 2007, 08, 09, 10
Rogers, Mike 1977, 78, 79
Rohrer, J.W. 1896
Rolfes, Paul 1982, 83
Romano, Tim 1981, 82
Rose, Tom 1972, 73, 74
Rosenswie, Mike 1993, 94
Rosfeld, Doug 1997, 98, 99, 00
Ross, Derick 2002, 03, 04, 05
Ross, Dominic 2003, 04, 05, 06
Ross, Don 1959, 60, 61
Rossi, Bob 1980, 81
Rossi, Gene 1950, 51, 52
Rossley, Tom 1967, 68
Roth, Jordan 2004
Rothfuss, Dick 1948, 49
Roudebush, William 1903, 04
Rounds, Chuck 1939
Rowe, David 1990, 91
Rowe, Terry 1968
Royal, Daryl 1994, 95, 96, 97
Rowe, Theodore 1905
Ruck, Franklin 1931, 32, 33,
Ruehlmann, Gene 1945, 46
Ruff, Gerry 1999, 00
Ruffin, Jonathan 1999, 00, 01, 02
Rushing, Caesar 1983
Russ, Tony 1967
Russell, Jason 2001, 02, 03, 04
Rutan, Doug 1983
Ruth, George 1956
Ryan, Mark 1983

## S

Sabato, Al 1946, 47, 48
Sabato, Hugo 1947, 48
Sabia, Don 1985
Sammon, Senmore 1907
Sample, Glenn 1950, 51, 52
Sampson, Martin 1885, 86
Sampson, Thomas 1995
Samu, Joe 1969, 70
Sanders, Carl 1973, 74, 75
Sanders, Clarence 1972, 73, 74, 75
Sanders, Steve 1985, 86, 87, 88
Sarvis, Robert 1918, 19
Sauer, Bud 1940
Savage, Deron 1996, 97, 98
Sawyer, Jon 1984, 85

Scales, George 1905
Scallan, Paul 1915, 16
Scarborough, Shannon 1993, 94, 95, 96
Schaffer, JK 2008, 09, 10, 11
Schaeffer, George 1893
Schaeffer, Langdon 1909
Schaps, Frank 1936
Schayer, Isadore 1900
Schebor, Charles 1949, 50
Scheithe, Don 1996, 97, 98
Schell, Mick 1987, 88, 89, 90
Schellinger, Amos 1974, 75
Schierloh, Fred 1920, 21
Schipani, Jeff 1987, 88
Schira, Tim 1978, 79, 80, 81
Schlicher, Jeremy 2003, 04
Schloemer, Kevin 2012, 13, 14
Schmidt, Gus 1960, 61
Schmidt, Jack 1952
Schmidt, Jim 1979, 80
Schmitt, Mike 1969, 70, 71
Schneider, Anton 1913, 14, 15
Schneider, Hal 1945
Schneider, Hank 1942, 46
Schneider, Mike 1979
Schnurrenberger, Don 1950, 53, 54
Schoettner, Don 1951, 52
Schott, John 1926, 27, 28
Schroetter, Alfred 1907
Schroetter, Edwin Odys 1904
Schuler, Ken 1969
Schultz, Steve 1976, 77, 78, 79
Schuster, George 1949
Schutte, Paul 1972
Schutte, R.E. 1928
Schwab, Richard 1932
Schwarburg, Al 1939
Schwarburg, William 1933, 34, 35, 36
Schwarz, Jim 1971
Schweitzer, Steve 1965, 66
Schwemlein, Wilbur 1936
Schwing, Brad 1993
Scott, James 1993, 94, 95, 96
Selfridge, Tom 1966, 67, 68
Sellars, Don 1993
Sellers, Dan 1983, 84, 85, 86
Seltz, Sam 1918, 19, 20
Seomin, Dick 1955, 56, 57
Sexton, Tony 1968, 69, 70
Shadd, Roland 1959, 60
Shafer, Walter 1904, 05, 06
Shalosky, Bill 1950, 51, 52
Shank, Charles 1940, 41
Shank, Jon 1963
Shannon, Ronnie 1988, 89, 90, 91
Shaut, Frank 1961, 62, 63
Shaw, Joe 1963
Shearrow, John 1950
Sheehan, Bob 1962, 63, 64
Sheffield, Art 1987, 88
Shelby, Harry 1937, 38
Shepherd, Bryan 1989
Shepherd, Dan 1974, 75
Sherrod, Andre 1989, 90, 91
Shibinski, Norb 1950, 51
Shneyderov, Josh 2000, 01, 02, 03
Shoemaker, Curt 2007
Shoemaker, Mike 1972
Short, Keith 1990
Shorter, Adam 2001, 02, 03, 04
Shorts, Floyd 1948
Shuff, Charles 1961
Shuler, Elijah 2012
Shundich, Nick 1949, 50, 51

Shyrock, Charles 1917, 18
Sidinger, Clarence 1928, 29, 30
Sidinger, Edward 1930, 31
Siebert, Fred 1938
Simko, Rudy 1959, 60, 61
Simon, J.P. 2005
Simmons, Lonnie 2004
Simmons, Rufus 1960, 61, 62
Simmons, Simeon 1978
Simons, Rick 1992, 93, 94
Simpson, Don 1994, 95, 96
Sims, Kelly 1988, 89, 90, 91
Single, Erv 1952, 53, 54
Single, Russell 1928
Sipple, Walter 1929, 30
Six, Dave 1960, 61
Skinner, Calvin 1903
Skorich, Nicholas 1940, 41, 42
Slater, Baker 1945
Slaughter, Thomas 1931, 32
Slusarz, Al 1976, 78, 79
Small, David 1991, 92, 93
Smedley, Clement 1900
Smedley, John 1963, 64, 65
Smikle, Tony 1997, 98, 99, 00
Smith, Aaron 1998
Smith, Chester 1931, 32, 33
Smith, Corey 2005, 06, 07, 08
Smith, Craig 1970, 71, 72
Smith, Craig 1978
Smith, DeAngelo 2006, 07, 08
Smith, Dennis 1963, 64, 65
Smith, E. Starbuck 1894, 95
Smith, Freddie 1994
Smith, Freddy 1997, 98, 99, 00
Smith, George 1932, 33, 34, 35
Smith, Hollis, 1987
Smith, Julius H. 1973
Smith, Landon 1996, 97
Smith, Louis C. 1893
Smith, M.E. 1927, 28
Smith, Mike 1975, 76
Smith, Movie 1963, 64
Smith, Orin Gould 1887, 88
Smith, Orlando 1995, 97, 98
Smith, Scott 1991, 92
Smith, Stanley 1896, 97
Smith, Steve 1995, 96
Smith, Tom 1957, 58
Smith, W.E. 1932
Smollen, John 1941, 46
Smoot, R.C. 1982
Smyth, Bill 1942, 46
Smythe, 1905
Snyder, Jack 1952, 53, 54
Sobolewski, Tom 1963, 64, 65
Sparks, Evan 2005, 06, 07
Spencer, Charles 2000
Sprague, Dan 2012
St. Clair, Pete 1948, 49, 50
Stack, Robert 1918, 19
Stacklin, Duane 1980, 81, 82
Stafford, John 1932
Stanford, Mark 1981, 82
Stanforth, Bill 1965
Stanley, Lincoln 1909
Stansbery, Derek 2005
Stargel, Jason 1982, 83, 84, 85
Stargel, Will 1941, 42, 46
Starick, Sigfreid 1929, 30
Stark, Henry 1931, 32
Starks, Roger 1962
Starks, Royce 1963, 64
Starman, Frank 1967

Staub, Ralph 1949, 50, 51
Stautberg, Gerry 1948, 49
Staymen, Seymour 1948, 49
Steel, Brian 2006
Steffen, Heiner 1973, 74, 75
Steinberg, Harold 1939
Steinhauser, Bob 1963, 64
Stephens, Marc 1993
Stephens, Linden 2014
Stephens, Paul 1998
Stephens, Roger 1946, 47, 48
Stephenson, Tom 1950
Stepp, Jordan 2010, 11, 12, 13
Sternberg, Harold 1940, 41, 42
Stetson, John 1971, 72
Stewart, Andrew 1986, 87, 88
Stewart, Derrick 2006
Stewart, James 1902, 03
Stewart, John H. 1909, 10, 11, 12
Stewart, Sean 1992, 93, 94, 95
Stewart, Walter 2009, 10, 11, 12
Stickdorn, Clint 2001, 02, 03, 04
Stix, William 1893
Stofa, Jeff 1990, 91
Stojkovic, Mike 1985, 86, 87
Stone, Eric 1984
Stone, John 1898
Storm, Lowell 1947, 48, 49, 50
Stovall, Charles 1970, 71, 72
Stowers, Jack 1959
Stratton, Bob 1949, 50, 51
Straub, Frank 2004, 05, 06
Stroh, Hank 1960
Stroh, Kyle 1987, 88, 89, 90
Strong, Terry 1987, 88, 89, 90
Studenka, John 1967, 68
Stueve, Amos 1905, 06
Stueve, Thomas 1931
Sturkie, Jermaine 1994, 95, 96, 97
Sullivan, Ellis 1984
Swanda, Jim 1964
Sweeney, Jake 1941, 42
Sweeney, Walter 1949
Sweet, Albert 1992, 93
Swing, Phillip 1891
Switzer, Lamar 1958, 60
Swords, Terry 1981
Sykes, Carlton 1997, 98, 99
Sylvester, Vincent 1978, 79
Szabados, Tom 1985, 86, 87, 88

## T

Tabor, Doug 1973, 75, 76
Tackett, Scott 1985, 86, 87, 88
Talcott, Harold 1916, 17, 18
Takavitz, Kyle 2001, 02, 03, 04
Tamaska, Randy 1974
Tartaglione, Vince 1970
Tate, Robert 1994, 95, 96
Tatum, Bill 1989
Taubenheim, Kyle 2014
Taylor, Bob 1963, 64
Taylor, Elbert 1918, 20
Taylor, Jesse 1968, 69, 70
Taylor, Jim 1980
Taylor, Keith 1983
Taylor, Monte 2010, 11
Taylor, Reggie 1983, 84, 85, 86
Taylor, Rick 1970, 71, 72
Teismann, Kevin 1965, 66
Temple, Nick 2011, 12, 13, 14
Temple, R.K. 1887
Tentman, Solomon 2011, 12, 13
Theisen, Paul 1950, 51, 52

# 2015 UNIVERSITY OF CINCINNATI FOOTBALL

## ALL-TIME LETTERWINNERS

Thier, John 1928
Thomas, Anthony 1999, 00, 01
Thomas, Bill 1981, 82, 83
Thomas, George Grove 1895
Thomas, Hannibal 2003, 04
Thomas, Isaac 1999, 00
Thomas, John M. 1895
Thomas, Jon 1983, 84
Thomas, Shane 1995
Thomasson, Pat 1989
Thompkins, Kenbrell 2011, 12
Thompson, Dave 1957
Thompson, George 1950, 51, 52
Thompson, Kirk 1999, 00, 01
Thornberry, Red 1925, 26, 27
Thornton, John 1988, 89, 90
Thrun, Roger 1967
Thrush, Jim 1959
Tidball, Dean 1984, 85
Tilden, Chauncey 1911, 12, 13
Timmons, Alfred 1940
Timmons, Michael 1980
Tipton, Morris 1955, 56, 57
Tkatch, Ed 1959, 60, 61
Tkatch, Tom 1960, 61, 62
Tobik, Jack 1967, 68
Todd, Bob 1945
Tolbert, Cedric 2005, 06, 07, 08
Torrence, John 1918
Townsend, Joe 1945
Tracy, Jack 1949, 50, 51
Traul, Lee Earl 1900
Traul, Louis 1903
Traut, Ron 1986, 87, 88, 89
Trent, Jermaine 1995, 96
Trigg, Rob 2007, 08, 10, 11
Truitt, Ron 1975
Tucker, Gus 1976
Tucker, Neal 1976
Tuebner, Robert 1936, 37, 38
Tupuola, Matt 2001, 02
Turner, Akanni 2001
Turner, Clem 1965, 66
Turner, Delmar 1995, 96
Turner, Irv 1952, 53, 54
Turner, Mike 1964, 65, 66
Tushar, John 1980, 82, 83
Tyson, Michael 2013, 14

## U

Uhl, Brian 1995, 96, 97, 98
Ullum, Vern 1940, 41, 42
Ulysee, Jerry 1995, 96
Underwood, Brandon 2008
Uphoff, Don 1945, 46, 48

## V

Vabic, Frank 1961
Vafides, Henry 1968
Valentiner, Clark 1924, 25
Vample, Charlie 2005
Vanatsky, Jim 1988
Van Buren, Jack 1959, 60
Van Buren, Ken 1962
VanMatre, Harold 1898, 99, 00
Vanatsky, Jim 1988
Vann, Booker 2002, 03
Vann, LaDaris 1999, 00, 01, 02
Vater, Tom 1966
Vaupel, Matt 1991, 92, 93, 94
Velotta, Bill 1974
Venable, William 1890
Vete, Dan 1977, 78, 79
Vibberts, Eric 1993, 94, 95

Vickers, Jim 1969
Vilkowski, John 1946, 47, 48
Viltro, John 1973, 74, 75
Viramontes, Esaul 1995, 96
Virgin, Ray 1939, 40, 41
Vitovitz, David 1996, 98
Vodika, Dave 1972
Vogelgesang, Bruce 1961, 62, 63
Volland, Chad 1989
Vordem Esche, Chad 1998, 99, 00
Voshell, Ken 1970

## W

Wagner, Tom 1959
Wainscott, Robert 1940, 41
Waldman, Frederick 1927, 28, 29
Walker, Jeff 1983, 85
Walker, Paul 1966
Walker, Tim 1999, 00, 01
Walz, Roger 1963
Ward, Fred 1996, 97
Ward, Kevin 1994, 95, 97, 98
Ware, Jerrold 1985, 86
Warhop, George 1981, 82
Warner, Dave 1984
Warner, Doug 1964, 65
Warren, Rod 1969
Warren, Vernon 1980
Washington, Shaq 2013, 14
Watkins, William 1918
Waugh, Marcus 2006, 07, 08, 09
Way, Fred 1977
Weaver, Fred 1891
Weber Jerry 1963
Webster, Aaron 2006, 07, 08, 09
Webster, Matt 2003, 05
Weiner, Tom 1966
Weingart, Ken 1969, 70, 71
Weinheimer, Andy 1998, 99, 00
Weiss, Andrew 1930
Welch, Austin 1977
Welch, Bob 1963, 64, 65
Welch, Merle 1937
Weld, Herbert 1887
Weng, Chris 1993
Wenzel, A.W. 1915, 16, 17, 19
Wess, David 2005, 07
West, Chad 2013, 14
West, Jeff 1973, 74
West, Lou 1974, 75, 76
Westfall, Bill 1970
Whelan, John 1969
Whelan, Terry 1959
Whipple, Don 1955, 56
White, David 1985
White, Jody 1992, 93, 94
White, Mike 1971, 72, 73
Whitehead, Jason 2007
Whitlow, Brian 1992
Wieck, Rod 1974, 75, 77
Wiemann, Harry 1902, 03
Wilber, Greg 1968, 69
Wilder, Howard 2013, 14
Wiles, Mike 1975, 76, 77, 78
Wilging, Mike 1982, 83
Wilkens, Dwight 1974, 75
Williams, Alphonso 1982, 83
Williams, Anthony 2005, 06, 07
Williams, Bill 1956
Williams, Billy 1942, 45, 46
Williams, Chris 2009, 10, 11, 12
Williams, Corey 1987, 88, 91
Williams, Curtiss 1975, 76, 77
Williams, Darrin 2009, 10

Williams, Hosey 2013
Williams, John 2012
Williams, Kameron, 1989, 90
Williams, Merle 1931, 32, 33
Williams, Ralph 1979, 80
Williams, Robert 1984, 86, 87
Williams, S. Curtis 1900, 01, 02, 03
Williams, Tommy 1984
Williams, Walter 1907, 08, 09
Willis, Chris 1993
Willis, Kirk 2012, 13, 14
Willson, Earl 1968, 69, 70
Wilson, Claude 1939
Wilson, Daniel 1890
Wilson, Eric 2014
Wilson, Greg 1976
Wilson, J.J. 2001
Wilson, Mark 2014
Wilson, Jermaine 2001, 02, 03, 04
Wilson, Russell 1905, 06
Windt, Mike 2007, 08, 09
Winn, George 2008, 10, 11, 12
Wise, Jonah 1902
Witucki, Jay 1952
Witty, Adrian 2011, 12, 13
Wize, Nathan 1998, 99, 00, 01
Woitovich, Steve 1957
Wolf, Ed 1959, 60
Wolf, Ken 1952
Wolford, Al 1966
Wolfson, Erwin 1923
Wolfe, Derek 2008, 09, 10, 11
Wolke, Joe 2002
Woodard, Orion 2008, 09, 10, 11
Woodrough, Louis 1902
Woodruff, Dennis 1963, 64, 65
Woodruff, Tim 1966
Woods, D.J. 2008, 09, 10, 11
Woods, Karl 1977, 78, 79, 80
Woods, Mike 1975, 76, 77
Woodside, Ray 1990, 91, 92, 93
Worcester, Harold 1902
Workman, Homer 1945
Wortman, Dan 1999, 00, 01
Wortman, Vince 1987, 88
Wrampelmeier, Fred 1985, 86
Wright, Bob 1974, 76, 78
Wright, Dave 1964
Wright, Hank 1979, 80
Wright, Mike 2003, 04
Wright, Nat 1985, 86
Wright, William J. 1897, 98
Wulfeck, Adam 1998, 99, 00, 01
Wunder, Steve 1972, 73
Wyatt, John 1932, 33
Wynn, Tim 1975
Wynne, Ken 1999, 00, 01

## Y

Yakovac, Joel 2002, 03, 05
Yeager, Fred 1933, 34, 35, 36
Yeagle, Steve 1948, 49
Yelton, Paul 1950, 51, 52
Yingling, Brandon 2008
Yli Renko, Kari 1978, 79, 80, 81
Yost, Jim 1978
Young, Curtis 2008, 09

## Z

Zajicek, Don 1952, 53
Zange, Max 1908, 09, 10, 11
Zelei, Russ 1989, 90
Zelinski, Bernie 1940, 41
Ziegler, John 1976

Zimmerman, Richard 1932
Zimn, Joe 1960
Zwitt, Jonny 2002, 03, 05

## 2015 UNIVERSITY OF CINCINNATI FOOTBALL

## NFL DRAFT SELECTIONS

DRAFT	ROUND	NO.	PLAYER	TEAM	POS	DRAFT	ROUND	NO.	PLAYER	TEAM	POS
2013	3	61	Travis Kelce	Kansas City Chiefs	TE	1969	1	5	Greg Cook	Cincinnati Bengals	QB
2012	2	36	Derek Wolfe	Denver Broncos	DL	1969	12	287	Lloyd Pate	Buffalo Bills	RB
2012	2	50	Isaiah Pead	St. Louis Rams	RB	1967	5	132	Jay Bachman	Green Bay Packers	OL
2012	3	87	John Hughes	Cleveland Browns	DL	1965	3	35	Al Nelson	Philadelphia Eagles	RB
2012	4	126	Adrien Robinson	New York Giants	TE	1965	7	89	Brig Owens	Dallas Cowboys	DB
2011	6	191	Jason Kelce	Philadelphia Eagles	OL	1965	12	168	Ted Rodosovich	Baltimore Colts	OL
2010	4	99	Mardy Gilyard	St. Louis Rams	WR	1964	6	82	Jim Curry	Dallas Cowboys	E
2010	6	204	Tony Pike	Carolina Panthers	QB	1962	7	97	Ken Byers	New York Giants	T
2010	7	238	Ricardo Mathews	Indianapolis Colts	DL	1961	2	26	Ron Kostelnik	Green Bay Packers	G
2009	2	46	Connor Barwin	Houston Texans	DL	1960	3	36	Jim Leo	New York Giants	DE
2009	5	142	Kevin Huber	Cincinnati Bengals	P	1960	6	61	Jack Lee	St. Louis Cardinals	QB
2009	5	143	DeAngelo Smtih	Dallas Cowboys	DB	1960	6	68	Ed Kovac	Chicago Bears	HB
2009	6	286	Brandon Underwood	Green Bay Packers	DB	1960	9	99	Max Messner	Detroit Lions	T
2009	7	227	Mike Mickens	Dallas Cowboys	DB	1960	16	183	Steve Rasso	Detroit Lions	B
2009	7	254	Trevor Canfield	Arizona Cardinals	OL	1959	3	34	Joe Morrison	New York Giants	HB
2008	6	206	Haruki Nakamura	Baltimore Ravens	DB	1959	9	99	Gene Johnson	Philadelphia Eagles	DB
2008	7	244	Angelo Craig	Cincinnati Bengals	DL	1958	13	157	Barry Maroney	Detroit Lions	B
2007	4	110	John Bowie	Oakland Raiders	DB	1957	22	265	Jim Niemann	New York Giants	B
2007	5	162	Brent Celek	Philadelphia Eagles	TE	1956	22	257	Joe Miller	Philadelphia Eagles	B
2005	5	146	Trent Cole	Philadelphia Eagles	DL	1955	10	114	Terry Boyle	Pittsburgh Steelers	T
2005	5	173	Tyjuan Hagler	Indianapolis Colts	LB	1955	12	144	Dick Goist	Detroit Lions	B
2005	7	215	Daven Holly	San Francisco 49ers	DB	1955	28	331	Jim Hoffman	Los Angeles Rams	B
2003	3	67	Antwan Peek	Houston Texans	DL	1955	29	343	Bob Howe	Los Angeles Rams	B
2003	5	159	Jon Olinger	Atlanta Falcons	WR	1954	12	139	Don Fritz	Pittsburgh Steelers	E
2003	7	220	Blue Adams	Detroit Lions	DB	1954	20	238	Bob Dougherty	Los Angeles Rams	B
2002	7	212	LaVar Glover	Pittsburgh Steelers	DB	1953	5	52	Bill Shalosky	Chicago Cardinals	G
2001	6	186	Mario Monds	Washington Redskins	DT	1953	11	122	Gene Rossi	Baltimore Colts	B
1999	6	204	Chad Plummer	Denver Broncos	WR	1953	13	156	Andy Matto	Los Angeles Rams	T
1998	2	43	Artrell Hawkins	Cincinnati Bengals	DB	1953	27	317	Jack Delaney	Pittsburgh Steelers	B
1998	3	79	Brad Jackson	Miami Dolphins	LB	1952	12	139	Frank Middendorf	Washington Redskins	C
1998	4	111	Jason Fabini	New York Jets	OL	1950	20	249	Sheldon Dunlap	Baltimore Colts	G
1998	6	181	Derrick Ransom	Kansas City Chiefs	DL	1950	30	379	Tom Blake	Baltimore Colts	G
1998	7	237	Rodrick Monroe	Dallas Cowboys	TE	1948	9	70	Mike Graham	Los Angeles Rams	B
1997	5	136	Sam Garnes	New York Giants	DB	1947	6	42	Roger Stephens	Chicago Bears	B
1997	6	183	Robert Tate	Minnesota Vikings	WR	1947	7	53	Bill Smyth	Los Angeles Rams	T
1994	4	119	Mike Davis	Houston Oilers	DB	1947	17	149	Elbie Nickel	Pittsburgh Steelers	E
1994	6	183	Jocelyn Borgella	Detroit Lions	DB	1947	25	232	Fred Redeker	Green Bay Packers	B
1993	4	165	Ronnie Dixon	New Orleans Saints	DL	1947	29	272	Dick Lagenbeck	Philadelphia Eagles	T
1989	6	107	Andrew Stewart	Cleveland Browns	DL	1946	25	234	Allen Richards	Chicago Bears	B
1988	11	281	Danny McCoin	Cincinnati Bengals	QB	1944	5	34	Vern Ullom	Brooklyn Tigers	E
1987	2	42	Alex Gordon	New York Jets	LB	1943	17	157	Nick Skorich	Pittsburgh Steelers	G
1987	11	280	Reggie Taylor	Cincinnati Bengals	RB	1940	19	177	John Popov	Chicago Bears	B
1982	8	222	Karl Yli-Renko	Cincinnati Bengals	OL						
1982	12	318	Hobson Milner	Minnesota Vikings	RB						
1980	6	155	Farley Bell	Washington Redskins	LB						
1979	11	286	Bob Wright	Chicago Bears	T						
1978	2	52	Mike Wright	Baltimore Colts	LB						
1978	10	260	Mike Connell	San Francisco 49ers	P						
1978	10	264	Charles Price	San Diego Chargers	TE						
1977	6	161	Keith Jenkins	Atlanta Falcons	DB						
1977	11	296	Lou West	Pittsburgh Steelers	DB						
1976	6	179	Tom Marvaso	Washington Redskins	DB						
1976	9	265	Wentford Gaines	Pittsburgh Steelers	DB						
1976	14	378	Ed Jones	San Diego Chargers	OL						
1976	17	463	Clarence Sanders	San Diego Chargers	LB						
1975	5	122	Jeff West	Cincinnati Bengals	TE/P						
1975	12	304	Chuck Bland	Dallas Cowboys	DB						
1974	3	73	Evan Jolitz	Cincinnati Bengals	LB						
1974	8	185	Tom Forrest	San Diego Chargers	OL						
1974	9	215	Reggie Harrison	St. Louis Cardinals	RB						
1974	17	434	Sal Casola	Buffalo Bills	K						
1971	1	21	Bob Bell	Detroit Lions	DL						
1971	10	244	Jesse Taylor	Washington Redskins	RB						
1970	3	70	Jim O'Brien	Baltimore Colts	WR/K						

## BEARCATS IN THE NFL

The following is a list of Cincinnati Bearcats that have played in the NFL, a similar league that preceded, or co-existed with the NFL. A player must have served on the roster with a respective team to be listed.

**PLAYER (GRADUATED).....NFL TEAM**

Blue Adams (2002) .....DET, JAX, TB, CIN  
 Blake Annen (2013) .....CHI  
 Bill Bailey (1965) .....BUF, CIN  
 Danny Barrett (1982) .....CAL, TOR, BC (CFL)  
 Jay Bachman (1966) .....DEN  
 Connor Barwin (2008) .....HOU, PHI  
 Bob Bell (1970) .....DET, STL  
 Farley Bell (1979) .....NE, WASH (USFL)  
 Armon Binns (2010) .....CIN, JAX, MIA, KC  
 Tom Blake (1949) .....NY Bulldogs, BAL  
 Troy Bodine (1984) .....OTT (CFL)  
 Maalik Bomar (2012) .....JAX, MON (CFL)  
 Vaughn Booker (1991) .....KC, GB, CIN  
 Jocelyn Borgella (1993) .....DET  
 John Bowie (2006) .....OAK  
 Ken Byers (1961) .....NYG, MIN  
 Trevor Canfield (2008) .....NYJ  
 Vince Carreker (1985) .....CLE  
 Toney Catchings (1986) .....CIN  
 Brent Celek (2006) .....PHI  
 Antonio Chatman (2000) .....GB, CIN  
 Trent Cole (2004) .....PHI  
 Zach Collaros (2011) .....TOR (CFL), HAM (CFL)  
 Mike Connell (1977) .....WASH, SF  
 Greg Cook (1968) .....CIN  
 Jamie Crysedale (1992) .....CAL (CFL)  
 Alex Daniels (2009) .....OAK, DAL  
 Mike Davis (1993) .....HOU, CLE  
 Ed Denk (1958) .....BOS  
 Mike Derks (1984) .....HAM (CFL)  
 Nate Dingle (1993) .....BAL, LA Rams  
 Ronnie Dixon (1992) .....NO, PHI, NYJ  
 Bob Dougherty (1951) .....LA Rams, PITT, OAK  
 Jamar Enzor (2004) .....NYJ  
 Troy Evans (2000) .....HOU, NO  
 Jason Fabini (1997) .....NYJ, DAL, WASH  
 Bill Feldhaus (1935) .....DET  
 Tom Forrest (1973) .....CHI  
 Deno Foster (1984) .....OTT (CFL)  
 Randy Fournier (1980) .....CAL, HAM, BC (CFL)  
 Andre Frazier (2004) .....PITT, CIN  
 Wentford Gaines (1975) .....CHI  
 Sam Games (1996) .....NYG, NYJ  
 Antonio Gibson (1982) .....PHI, BAL (USFL), NO  
 Mardy Gilyard (2008) .....PHI, NYJ, KC  
 Dan Giordano (2012) .....ARI  
 LaVar Glover (2000) .....CIN  
 Don Goodman (1983) .....STL  
 Darryl Goosby (1982) .....DEN (USFL)  
 Alex Gordon (1986) .....NYJ, LA Raiders, CIN  
 Ben Guidugli (2010) .....STL  
 Tjjuan Hagler (2004) .....IND  
 Reggie Harrison (1973) .....PITT  
 Allen Harvin (1982) .....PHI, BAL (USFL), WASH  
 Artrell Hawkins (1997) .....CIN, CAR, NYJ, NE  
 Vidal Hazelton (2010) .....CIN, SD, TEN, NYJ  
 Chris Hewitt (1996) .....NO  
 Daven Holly (2004) .....CHI, CLE  
 Sean Hooey (2012) .....STL  
 Kevin Huber (2008) .....CIN  
 John Hughes (2011) .....CLE  
 Mike Hurst (1982) .....WASH (USFL)  
 Jasen Isom (1998) .....SF  
 Brad Jackson (1997) .....BAL, CAR



JOE MORRISON

George Jamison (1983) .....BAL (USFL), DET, KC  
 Mel Jenkins (1983) .....CAL (CFL), SEA, DET  
 Al Johnson (1971) .....HOU  
 Gene Johnson (1958) .....NYG, PHI  
 Evan Jolitz (1973) .....CIN  
 Rich Karlis (1980) .....DEN, MIN, DET  
 Jason Kelce (2010) .....PHI  
 Travis Kelce (2012) .....KC  
 Ron Kostelnik (1960) .....GB  
 Ed Kovak (1959) .....CHI  
 Howie Kurnick (1979) .....CIN  
 Anthony Ladd (1996) .....NE  
 Greg Lathan (1986) .....OAK  
 Jeff Linkenbach (2009) .....IND, KC  
 Jack Lee (1959) .....KC, HOU, DEN  
 Jim Leo (1959) .....NYG  
 Freddie Logan (1982) .....MICH (USFL)  
 Ryan Manalac (2008) .....BUF  
 Tom Marvaso (1975) .....NYJ  
 Ricardo Mathews (2009) .....IND, HOU  
 Danny McCain (1987) .....DET  
 Max Messner (1959) .....DET, NYG, PITT  
 Mike Mickens (2008) .....DAL, TB  
 Mario Monds (2000) .....CIN, NYG  
 Rodrick Monroe (1997) .....ATL, CLE  
 Joe Morrison (1958) .....NYG  
 Haruki Nakamura (2007) .....BAL, CAR  
 Al Nelson (1964) .....PHI  
 Elbie Nickel (1946) .....PITT  
 Rob Niehoff (1986) .....CIN  
 Ray Nolting (1935) .....CHI  
 Zach Norton (2003) .....BAL  
 Jim O'Brien (1969) .....BAL, DET  
 Jon Olinger (2002) .....CAR  
 Tom O'Malley (1949) .....GB, OTT (CFL)  
 Brig Owens (1964) .....WASH  
 Lloyd Pate (1968) .....BUF  
 Isaiah Pead (2011) .....STL  
 Antwan Peek (2002) .....HOU, CLE  
 Roger Perdris (1964) .....OTT (CFL)  
 Tony Pike (2009) .....CAR  
 Chad Plummer (1998) .....IND, CIN  
 Phil Poirier (1989) .....CAL (CFL)  
 Errol Prisby (1964) .....DEN  
 Dan Raines (1977) .....CHI  
 Derrick Ransom (1997) .....KC, ARI  
 Adrian Robinson (2011) .....NYG  
 Jacob Rogers (2010) .....NO, TB, NYG, CLE

Gene Rossi (1952) .....CAL (CFL)  
 Clarence Sanders (1975) .....KC  
 Jon Sawyer (1986) .....NE  
 JK Schaffer (2011) .....JAX, CIN  
 Dan Sellers (1986) .....TOR, BC (CFL)  
 Nick Skorich (1942) .....PITT  
 DeAngelo Smith (2008) .....CHI, CLE, DET, NYJ, BC (CFL)  
 Bill Smythe (1946) .....LA, CLE  
 Bob Stratton (1951) .....TOR (CFL)  
 Andrew Stewart (1988) .....CLE, CIN  
 Clint Stickdorn (2004) .....DET  
 Jake Sweeney (1940) .....CHI  
 Robert Tate (1996) .....MIN, BAL, ARI  
 Reggie Taylor (1986) .....TB, BC (CFL)  
 Monte Taylor (2011) .....PHI, DAL  
 Kenbrell Thompkins (2012) .....NE, OAK  
 John Thornton (1990) .....CLE  
 Clem Turner (1966) .....CIN, DEN  
 Brandon Underwood (2008) .....GB, OAK, DAL, TOR (CFL)  
 Mike Windt (2009) .....SD  
 George Winn (2012) .....NE, DET  
 Jeff West (1974) .....SD, STL, SEA  
 Derek Wolfe (2011) .....DEN  
 Mike Woods (1977) .....BAL  
 Mike Wright (2004) .....NE  
 Kari Yli-Renko (1981) .....CHI, NJ, BAL (USFL), CAL (CFL)  
 Curtis Young (2009) .....GB



MIKE WRIGHT

## 2015 UNIVERSITY OF CINCINNATI FOOTBALL

## COACHING RECORDS

COACH	TENURE	SEASONS	GAMES	W	L	T	PCT.
No Coach	1885-93	9	29	13	12	4	.517
W. Durant Berry	1894-95	2	12	6	6	0	.500
Williams Reynolds	1896	1	8	4	3	1	.562
Tom Fennell	1897	1	11	9	1	1	.864
Frank Cavanaugh	1898	1	9	6	1	2	.777
Dan Reed	1899-00	2	15	8	7	1	.531
Henry Pratt	1901	1	4	1	4	1	.250
Anthony Chez	1902-03	2	17	5	10	2	.353
Amos Foster	1904-05	2	15	11	4	0	.733
William Foley	1906	1	9	0	7	2	.111
Ralph Inott	1908	1	6	1	4	1	.250
Robert Burch	1909-11	3	26	16	8	2	.654
Lowell Dana	1912-13	2	17	8	7	2	.529
George Little	1914-15	2	18	10	8	0	.556
Ion Cortright	1916	1	9	0	8	1	.056
Frank Marty	1917	1	6	0	6	0	.000
Boyd Chambers	1918-21	4	30	12	15	3	.450
George McLaren	1922-26	5	45	16	26	3	.389
George Babcock	1927-30	4	36	12	21	3	.375
Dana King	1931-34	4	36	25	10	1	.708
Russ Cohen	1935-37	2.5	22	8	11	3	.432
Wade Woodworth	1937	0.5	6	0	6	0	.000

## MOST VICTORIES

Rick Minter (1994-2003)	53
Sid Gillman (1949-54)	50
Brian Kelly (2007-09)	34
Chuck Studley (1961-66)	27
George Blackburn (1955-60)	25

## HIGHEST WINNING PERCENTAGE

Tom Fennel (1897)	.864
Brian Kelly (2007-09)	.850
Sid Gillman (1949-54)	.789
Frank Cavanaugh (1898)	.777
Amos Foster (1904-05)	.733

## MOST GAMES COACHED

Rick Minter (1994-2003)	117
Sid Gillman (1949-54)	64
Chuck Studley (1961-66)	60
George Blackburn (1955-60)	58
Dave Currey (1984-88)/Tim Murphy (1989-93)	55

## ALL-TIME CAPTAINS

1885	Arch Carson
1886	Arch Carson
1887	Henry Bettmann
1888	Arch Carson
1889	Arch Carson
1890	Henry Bettmann
1891	Clyde Johnson
1892	James Robinson, Dan Laurence
1893	Dan Laurence, Russell Reeder
1894	W. Durant Berry
1895	Randolph Matthews
1896	Lyman Eaton
1897	William Bass
1898	Albert Morrill
1899	Howard Nieman
1900	Burt Charles
1901	Adolph Fennell
1902	Harry Box
1903	Harry Wieman
1904	Alfred McCray
1905	William Foley
1906	Edward Adams
1907	W. Peaslee
1908	Robert Marx
1909	Ernest DuBray
1910	Walter Heuck
1911	Walter Heuck
1912	Robert Heuck
1913	Clement Fenker
1914	L.K. Baehr
1915	Roy Palmer
1916	Harold Altamer
1917	Harold Talcott
1918	Charles Shyrock
1919	Bob Stack
1920	Dan Fries
1921	Frank Crolley
1922	Mike Palmer
1923	Red Prather

1924	Tony McAndrews
1925	John Pease
1926	Tiny Herman
1927	Joseph Filger
1928	John Schott
1929	Frank Dost
1930	Art Hallett
1931	Cliff Goldmeyer
1932	Bill Gilliland
1933	Merle Williams
1934	George Smith
1935	Ray Nolting
1936	Linus Haby
1937	Wade "Red" Woodworth
1938	Harry Shelby
1939	Orville Kelchner
1940	Otto Oppenheimer
1941	Ray Virgin
1942	Nick Skorich
1945	None
1946	Elbie Nickel
1947	Al Sabato, Dick Langenbeck
1948	Roger Stephens
1949	Thurman Owens
1950	Pete St. Clair
1951	Ralph Staub, Nick Shundrich
1952	Glenn Sample
1953	Don Fritz, Dom Del Bene
1954	Dick Goist
1955	Joe Miller
1956	Jack Gordon
1957	Dick Seomin, Ron Couch
1958	Bob Del Rosa
1959	Jim Leo
1960	Howard Converse
1961	Ken Byers, Don Ross
1962	Rufus Simmons, Phil Goldner
1963	Darrell Cauley
1964	Brig Owens, Jerry Momper

1965	Dick Fugere
1966	Jay Bachman, John Parker
1967	Tony Jackson, Jerry Mislik
1968	Greg Cook, Milt Balkum
1969	Bob Merkich, Jim Nelson
1970	Bob Bell, Mark Mercurio, Earl Wilson
1971	Albert Johnson, Ken Weingart, Craig Heneveld, Ron Bryant
1972	Billy Hunter
1973	Evan Jolitz
1974	Tom Rose, Tom Marvaso
1975	Jay Bonds, Paul Hunter
1976	Mike Woods, Howie Kurnick
1977	Gardner Cobb, Howie Kurnick
1978	Napolean Outlaw, Dan Rains, Mike Woods
1979	Dwayne Berry, Jim Daley
1980	Howie Kurnick, Mike Rock
1981	Farley Bell, Ed Kloboves
1982	Mike Rogers, Dan Vete
1983	Scott Heineman, Karl Woods
1984	James Bettis, Mike Brookins
1985	Mike Gates, Tim Schira, Kari Yli-Renko
1986	Danny Barrett, Mike Gates
1987	Antonio Gibson, Joe Olding, George Warhop
1988	Gene Beck, Bill Booze, Don Goodman, George Jamison, Linwood Marshall
1989	Troy Bodine, Tom Egenoff
1990	Nick Frankos, Reggie Taylor
1991	Alex Gordon, Rob Niehoff
1992	Reggie Taylor
1993	Bob Leshnak, John Lewis
1994	Danny McCoin
1995	Chris Asbeck, Bill Davis, Daryl Huber
1996	Jack Brusciannelli
1997	John Arena, Kyle Stroh
1998	John Arena, Johnathan Cockrell
1999	Kelly Sims
2000	Kris Bjorson, Ronnie Dixon
2001	Jocelyn Borgella, Jason Coppess

1994	Nate Dingle, Lance Harp
1995	Ernest Allen, Reggie Hudson
1996	Matt Vaupel
1997	Muhammed El-Mubarak
1998	Darrell Harding, Jamie Lemire, Eric Vibberts
1999	Sam Barnes, Chris Hewitt
2000	Rob Robinson, Robert Tate
2001	Phillip Curry, Jason Fabini
2002	John Kobalka, Derrick Ransom
2003	Hassan Champion, Percy Evans
2004	Tinker Keck, Chad Plummer, Brian Uhl
2005	Kevin Ward
2006	Ken Biggs, Robert Cooper
2007	Eddie Johnson, Tinker Keck, Doug Rosfeld
2008	Troy Evans, Eddie Johnson
2009	Deontey Kenner, Doug Rosfeld
2010	Lewis Carter, Kirt Doolin, Josh Gardner
2011	LaVar Glover, Kirk Thompson
2012	Blue Adams, Derrick Adams
2013	Kirt Doolin, Willis Edwards, Josh Gardner
2014	Tye Keith
2015	Andre Frazier, Tedric Harwell
2016	A.J. Lucius, Zach Norton, Kyle Takavitz
2017	Andre Frazier, Gino Guidugli
2018	Daven Holly, Kyle Takavitz
2019	Brent Celek, Steve Eastlake
2020	Adam Roberts, Derick Ross
2021	Brent Celek, Dominic Ross
2022	Digger Bujnoch, Haruki Nakamura
2023	Dustin Grutza, DeAngelo Smith
2024	Tony Pike, Aaron Webster
2025	John Goebel, Collin McCafferty
2026	Zach Collaros, JK Schaffer
2027	Cameron Cheatham, Dan Giordano
2028	Travis Kelce, Walter Stewart
2029	Greg Blair, Austen Bujnoch
2030	Brendon Kay, Jordan Stepp
2031	Eric Lefeld, Munchie Legaux
2032	Jeff Luc, Nick Temple

# 2015 UNIVERSITY OF CINCINNATI FOOTBALL

## ALL-TIME ASSISTANT COACHES

COACH	YEARS	COACH	YEARS	COACH	YEARS
Jahmile Addae .....	2010	Mike Gottfried .....	1975-76	Dan Radakovich .....	1969
Dick Anderson .....	1961-62	Don Grammer .....	1958-60	Dave Ritchie .....	1969-72; 1987-88
Dave Ash .....	1963	Eddie Gran .....	1992-93; 2013-	Dana Roach .....	1986
Mike Bajakian .....	2010-12	Lorenzo Guess .....	2009	Tracy Rocker .....	2002
Bill Baldridge .....	1981-82	Lynn Hailstock .....	1983	Tom Roggeman .....	1993-94
Dave Baldwin .....	2001	Jack Hanlon .....	1954-55	Blake Rolan .....	2013-
Tim Banks .....	2010-11	John Harbaugh .....	1989-96	Jerry Rosburg .....	1992-95
Harlon Barnett .....	2004-06	Lee Haslinger .....	1956-58	Tim Rose .....	1995
Leeman Bennett .....	1967-68	Owen Hauck .....	1967	Robin Ross .....	1984-85
Dana Bible .....	1978-80; 1994	Ralph Hawkins .....	1968	Tom Rossley .....	1977
Mike Biscotti .....	1988	Tyson Helton .....	2013	Dan Roushar .....	2005-06
George Blackburn .....	1949-53	Andy Hendel .....	2001	Rex Ryan .....	1996-97
Ron Blackledge .....	1970-72	Harry Hiestand .....	1989-93	Glenn Sample .....	1956-60
Reyman Bonar .....	1947-48	Darren Hiller .....	2013-	Mike Scarry .....	1956-62
Jay Bonds .....	1981-82	Darin Hinshaw .....	2013-	Bill Schmitz .....	1982-83
George Boutselis .....	1967-68	Tim Hinton .....	2004-09	Bill Schwarberg .....	1947-55
Mark Bradley .....	1983	Van Hollaway .....	1981-83	Greg Seaman .....	1995-98
D.J. Brown .....	1979-80	Dick Hopkins .....	1983	Stacy Searels .....	2001-02
Carl Brumbaugh .....	1947	Greg Hudson .....	1997-2000	Dick Selcer .....	1965-66
Bob Burns .....	1973	Hank Hughes .....	1993, 2013	Bill Shalosky .....	1955-59
Rusty Burns .....	1989-91; 2002-03	William Inge .....	2008-09	Steve Shankweiler .....	2003
Ray Callahan .....	1967-68	Kenny Ingram .....	2015-	Bob Shaw .....	1973-76
Mike Cassity .....	1994	Bruce Ivory .....	1984-93	Gary Shephard .....	1983
Rick Christie .....	1982	John Jancek .....	2010-12	Bill Sheridan .....	1989-91
A.J. Christoff .....	2001-02	Dave Johnson .....	2011-12	Karl Singer .....	1973-76
Rich Christophel .....	1983	Amos Jones .....	1999-2002	Bill Singler .....	1984-85
Frank Claire .....	1955	Ernest Jones .....	2007	George Smith .....	1948
Mike Clark .....	1986-87	Mike Jones .....	1981	Rick Smith .....	1999-00
Steven Clinkscale .....	2013-	Wayne Jones .....	1973-76	Mike Solari .....	1981-82
Charles Coe .....	1977-78	Greg Karpinski .....	1994-98	Mark Staten .....	2004-06
Johnnie Cole .....	1995	Art Kaufman .....	2013	Ralph Staub .....	1964-68
L.C. Cole .....	1994-95	Jim Kelly .....	1960-76	Charles Stobart .....	1966
Tony Cole .....	1979	Stan Klimczak .....	1951-52	Lowell Storm .....	1953-54
Sam Congie .....	1969	Mike Kolakowski .....	2003	Steve Stripling .....	2010-12
Kerry Coombs .....	2007-2011	Jeff Koonz .....	2014-	Fred Tate .....	2013
Ron Corradini .....	1984	Don Lawrence .....	1966	Larry Tischler .....	1977-80
Mark Criner .....	2002-03	Tommie Liggins .....	1981-82	Mike Tomlin .....	1999-00
Scott Criner .....	1986-88	Ty Linder .....	2015-	Don Treadwell .....	1994; 2004-06
Ted Daisher .....	1989-92	Kyle Lingerfelt .....	1995	Joe Tressey .....	2007-08
Kim Dameron .....	1996-98	John Lovette .....	1989-92	Mike Tressel .....	2004-06
Joe Daniels .....	1997-2000	Dick Mack .....	1978-80	Jeff Uhlenhake .....	2004
Dino Dawson .....	2002-03	Joe Madro .....	1949-54	Bob Valesente .....	1975-76
Tony DeBiasse .....	1985-87	Don Mahoney .....	2010-12	Craig Ver Steeg .....	1990-93
Jack Delaney .....	1954-63	Roy Manning .....	2012	Tim Viox .....	1986-88
Bob Diaco .....	2009	Greg Mantooth .....	1983	Tom Walsh .....	1981
Mike Dickens .....	1982	Don Martindale .....	1997-98	Dave Warner .....	2006
Paul Dietzel .....	1949-50	Skip Mathieson .....	1977	T.J. Weist .....	2010-12
Tyrone Dixon .....	2000-01	Ken Matous .....	1989	Lou West .....	1988-93
Jack Donaldson .....	1984-87	Stan McGarvey .....	1981-82	John Wiethe .....	1947-48
Phil Dorn .....	2002-03	Charles McMillan .....	2001	Mike Wiley .....	1988
Mark Duffner .....	1977-80	Dick MacPherson .....	1961-65	Brian Williams .....	1996
Dave Dunkelberger .....	1969-72	Bob Miller .....	1959-62	Keith Willis .....	1999-00
Paul Dunn .....	1994-95	Paul Misali .....	1964-65	Bob Wolf .....	1982
Hal Dyer .....	1973-74	Charley Molnar .....	2007-09	Bob Wyllie .....	1996
Jerry Eisaman .....	1969-71	John Montgomery .....	1996	Tony Yellovich .....	1974-76
Mark Elder .....	2010-12	Shannon Morrison .....	2012	Ed Youngs .....	1984-86
Charles Ellis .....	1955-57	Pat Narduzzi .....	2004-06	Larry Zierlein .....	1997-00
Mike Elston .....	2007-09	Don Nehlen .....	1963	Dave Zimmerman .....	1977-80
Dan Enos .....	2004-05	Dave Nickel .....	1984-88	Ron Zook .....	1981-82
Jack Faulkner .....	1950-54	Marc Nudelberg .....	2014	William Zwaan .....	1980
Foge Fazio .....	1973-76	Phil Owen .....	1969		
Jeff Filkovski .....	1998-03	Rod Paige .....	1969-70		
Jimbo Fisher .....	1999	Jim Parker .....	1971-72		
Dino Folino .....	1977-80	John Parker .....	1977-80		
Greg Forest .....	2007-09	Joe Perella .....	1972		
John Fricke .....	1971-72	Scott Pethtel .....	2003		
O'Neill Gilbert .....	2001	Joker Phillips .....	1997-98		
Ted Gill .....	2003-06	Sam Pittman .....	1996		
Keith Gilmore .....	2007-08	Robert Prunty .....	2013-		
Cary Godette .....	1983-88	Jeff Quinn .....	2007-09		

Full-time staff members since 1947.

The University of Cincinnati offers students a balance of educational excellence and real-world experience. UC is a public research university with an enrollment of more than 42,000 students.

## **Public University of the Year**

-THE WASHINGTON CENTER 2013

## **No. 1 in the nation for return on educational investment**

-POLICYMIC 2013

## **Listed third among "Up-and-Coming Schools"**

-U.S. NEWS AND WORLD REPORT 2013

## **19th most diverse student population**

-PRINCETON REVIEW 2009

## **Top tier of the country's "Best National Universities"**

-U.S. NEWS AND WORLD REPORT 2013

## **Top 13 colleges with the best co-op or internship opportunities**

-U.S. NEWS AND WORLD REPORT 2013

## **Among the world's most beautiful college campuses**

-FORBES 2010

## **Named a top-tier "Green University"**

-PRINCETON REVIEW 2013

**# HOTTEST  
COLLEGE  
IN AMERICA**



THE  
UNIVERSITY OF CINCINNATI  
**BEARCAT**

For complete rankings, go to: [uc.edu/rankings](http://uc.edu/rankings)



## 2015 SCHEDULE

Sept. 5	<b>ALABAMA A&amp;M</b>	Sept. 24	@ Memphis *	Oct. 24	<b>UCONN</b> *	Nov. 14	<b>TULSA</b> *
Sept. 12	<b>TEMPLE</b> *	Oct. 1	<b>MIAMI (FLA.)</b>	Oct. 31	<b>UCF</b> *	Nov. 20	@ USF *
Sept. 19	@ Miami (Ohio)	Oct. 16	@ BYU	Nov. 7	@ Houston *	Nov. 28	@ East Carolina *

HOME GAMES IN **BOLD CAPS**, PLAYED AT NIPPERT STADIUM; \* - AMERICAN ATHLETIC CONFERENCE GAME

[gobearcats.com](http://gobearcats.com)