

CINCINNATI BASKETBALL

2 NATIONAL TITLES • 6 FINAL FOURS • 8 ELITE EIGHTS • 10 SWEET SIXTEENS • 31 NCAA TOURNAMENTS • 38 CONFERENCE CHAMPIONSHIPS



CAYMAN ISLANDS CLASSIC

BUFFALO (2-0) vs. ^{12/13} CINCINNATI (3-0)

Monday, Nov. 20 • 7:30 p.m. (ET) • John Gray Gymnasium • George Town, Cayman Islands

GAME AT A GLANCE

SERIES INFO: Second meeting; Cincinnati leads 1-0 overall; UC leads 1-0 at home

LAST MEETING: Cincinnati won 86-59 on March 2, 1971 at UC's Armory Fieldhouse

STREAK: Cincinnati - 1

COACHES: Mick Cronin is in his 12th season at Cincinnati (240-135); 15th season overall (309-159)

Nate Oats is in his third season at Buffalo (39-30); third season overall (39-30)

AP/USA TODAY RANKINGS (NOV. 13): Cincinnati (12/13); Buffalo (-/-)

RADIO: 700 WLW; **Dan Hoard** provides play-by-play with color analyst **Terry Nelson**

TV: FloHoops (Internet stream, subscription required)

JOIN THE CONVERSATION (TWITTER, FACEBOOK & INSTAGRAM): @GoBearsMBB or GoBearsMBB

CINCINNATI PROBABLE STARTERS & RESERVES

NO.	NAME	POS.	HT.	WT.	CL.-EXP.	HOMETOWN	GP-GS	PPG	RPG	APG	MIN
15	Cane Broome	G	6-0	165	Jr.-Tr.	East Hartford, Conn.	3-2	12.0	2.3	3.3	20.3
34	Jarron Cumberland	G	6-5	215	So.-1L	Wilmington, Ohio	3-3	16.3	6.0	3.3	24.0
1	Jacob Evans III	G/F	6-6	210	Jr.-2L	Baton Rouge, La.	3-3	13.0	5.0	5.0	23.0
11	Gary Clark	F	6-8	230	Sr.-3L	Clayton, N.C.	3-3	11.0	7.3	1.3	19.7
24	Kyle Washington	F	6-9	230	Sr.-1L	Champlin, Minn.	3-2	10.0	5.7	1.3^	18.0
OFF THE BENCH											
3	Justin Jenifer	G	5-10	175	Jr.-2L	Baltimore, Md.	3-1	11.0	0.7	2.7	20.3
33	Nysier Brooks	C	6-11	250	So.-1L	Philadelphia, Pa.	3-1	3.0	5.7	1.0	10.7
2	Keith Williams	G	6-5	210	Fr.-HS	Brooklyn, N.Y.	3-0	8.0	2.7	1.3	17.3
13	Trevon Scott	F	6-8	230	R-So.-1L	Darien, Ga.	3-0	5.3	4.7	4.0	14.0
5	Trevor Moore	G	6-5	200	Fr.-HS	Houston, Texas	3-0	6.0	2.3	1.0*	13.7
22	Eliel Nsoseme	F/C	6-9	220	Fr.-HS	Kinsasha, Congo	2-0	2.5	6.5	1.0	13.0
20	Mamoudou Diarra	F	6-9	215	Fr.-HS	Bamako, Mali	3-0	4.7	3.0	0.7^	7.0
14	Jackson Bart	F	6-5	215	R-So.-Tr.	Oklahoma City, Okla.	3-0	0.0	0.0	0.0	1.3
31	Sam Martin	G	5-10	160	Fr.-HS	Cincinnati, Ohio	3-0	0.0	0.0	0.0	1.0
32	John Koz	G	6-1	190	So.-1L	Cleveland, Ohio	3-0	0.0	0.0	0.0	1.0

Starters listed based on last game; ^-Blocks; *-Steals

CINCINNATI STORYLINES

- » UC returns its top three scorers and six other letter-men from last season's squad that won 30 games, went undefeated at home and advanced to the NCAA Tournament for the seventh consecutive year.
- » Conference coaches picked the Bearcats as the pre-season favorite to win The American, edging league newcomer Wichita State by one point (116-115).
- » UC senior forwards **Gary Clark** and **Kyle Washington**, along with junior swingman **Jacob Evans III** were named to The American's preseason second team.
- » Clark has been named to watch lists for the Oscar Robertson Trophy, the Karl Malone Power Forward of the Year and the Lute Olson Player of the Year awards.
- » Clark became the 51st member of Cincinnati's 1,000-point club when he produced 13 points and 11 rebounds against Savannah State (11/13) in the season opener.
- » Evans has been named to the 2018 Julius Erving Small Forward of the Year Watch List.
- » The Bearcats enjoyed their highest rankings in the preseason polls - at No. 12 (AP) and No. 13 (USA Today) - since 1999-2000.
- » Cincinnati is one of eight teams to appear in the NCAA Tournament each of the last seven seasons (along with Duke, Gonzaga, Kansas, Michigan State, North Carolina, VCU and Wisconsin).
- » Cincinnati has scored a Mick Cronin coaching era high 306 points through its first three games. The previous high was 297 set at the start of 2011-12.
- » The Bearcats just missed becoming the first team in school history to score 100 or more points in its first three games to start a season, finishing with a 97-54 win over Coppin State (11/16).
- » Cincinnati is playing its 2017-18 home schedule at BB&T Arena in Highland Heights, Kentucky, while its on-campus venue, Fifth Third Arena, undergoes an \$87 million renovation.

2017-18 SCHEDULE/RESULTS

Day/Date	Opponent	TV	Time/Result
Wed./Nov. 1	at Bellarmine (Exhibition)-1	None	W, 89-67
Sun./Nov. 5	Embry-Riddle (Exhibition)	BEARCATS TV	W, 101-68
Fri./Nov. 10	Savannah State-2	F50/ESPN3	W, 107-77
Mon./Nov. 13	Western Carolina	ESPN3	W, 102-51
Thurs./Nov. 16	Coppin State	F50/ESPN3	97-54
CAYMAN ISLANDS CLASSIC (GEORGE TOWN, CAYMAN ISLANDS)			
Mon./Nov. 20	Buffalo-3	FloHoops	7:30 p.m.
Tues./Nov. 21	Richmond or UAB-3	FloHoops	5 or 7:30 p.m.
Wed./Nov. 22	TBA-3	FloHoops	TBA
Mon./Nov. 27	Alabama State	ESPNU	7 p.m.
Sat./Dec. 2	at Xavier-4	FS1	Noon
Sat./Dec. 9	vs. Florida-5	ESPN2	6 p.m.
Tues./Dec. 12	Mississippi State	ESPN2	7 p.m.
Sat./Dec. 16	at UCLA	CBS	3:30 p.m.
Tues./Dec. 19	Arkansas-Pine Bluff	ESPN3	7 p.m.
Thurs./Dec. 21	Cleveland State	ESPN3	7 p.m.
Sun./Dec. 31	Memphis •	ESPNU	4 p.m.
Thurs./Jan. 4	at Temple •	ESPN/ESPN2	7 or 9 p.m.
Sun./Jan. 7	SMU •	ESPN2	6 p.m.
Sat./Jan. 13	at USF •	ESPNNews	7 p.m.
Tues./Jan. 16	at UCF •	CBS Sports Network	7 p.m.
Sat./Jan. 20	ECU •	ESPNNews	4 p.m.
Wed./Jan. 24	Temple •	CBS Sports Network	9 p.m.
Sat./Jan. 27	at Memphis •	CBS Sports Network	6 p.m.
Wed./Jan. 31	Houston •	CBS Sports Network	7 p.m.
Sat./Feb. 3	at UConn • (Storrs, Conn.)	ESPN/ESPN2	Noon
Tues./Feb. 6	UCF •	CBS Sports Network	7 p.m.
Sun./Feb. 11	at SMU •	ESPN	4 p.m.
Thurs./Feb. 15	at Houston •	CBS Sports Network	7 p.m.
Sun./Feb. 18	Wichita State •	ESPN	4 p.m.
Thurs./Feb. 22	UConn •	ESPN/ESPN2	7 p.m.
Sun./Feb. 25	Tulsa •	CBS Sports Network	Noon
Thurs./March 1	at Tulane •	ESPN2	9 p.m.
Sun./March 4	at Wichita State •	CBS	Noon
AMERICAN CHAMPIONSHIP (ORLANDO, FLA.)			
March 8-11	TBA-6	ESPN Networks	TBA
NCAA CHAMPIONSHIP			
March 13-14	First Four-7	Turner	TBA
March 15-18	First & Second Rounds-8	CBS/Turner	TBA
March 22-25	Regional Semifinals & Finals-9	CBS/Turner	TBA
March 31-Apr. 2	Final Four & Championship-10	CBS/Turner	TBA

Notes: Cincinnati will play its home games at BB&T Arena in Highland Heights, Kentucky, during the 2017-18 season. All times listed are Eastern. Home games are in **boldface**. (•) - Denotes American Athletic Conference game.

Key: F50 - FOX Sports Ohio; FloHoops - Internet stream, subscription required
FS1 - Fox Sports 1; ESPN/ESPN2 - Game times and/or television network information will be announced about two weeks prior.

1-Louisville, Ky. (Freedom Hall); 2-Cayman Islands Classic (campus sites); 3-Cayman Islands Classic (John Gray Gymnasium); 4-Skyline Chili Crosstown Shootout (Cintas Center); 5-Never Forget Tribute Classic (Prudential Center); 6-American Championship (Amway Center); 7-NCAA Championship First Four site: Dayton, Ohio (University of Dayton Arena); 8-NCAA Championship First and Second Round sites: Pittsburgh, Pa. (CONSOL Energy Center), Wichita, Kan. (Intrust Bank Arena), Dallas, Texas (American Airlines Arena), Boise, Idaho (Taco Bell Arena), Charlotte, N.C. (Time Warner Cable Arena), Detroit, Mich. (New Detroit Arena), Nashville, Tenn. (Bridgestone Arena), San Diego, Calif. (Viejas Arena); 9-NCAA Championship Regional sites: Atlanta, Ga. (Philips Arena), Los Angeles, Calif. (Staples Center), Boston, Mass. (TD Garden), Omaha, Neb. (CenturyLink Center); 10-NCAA Championship Final Four site: San Antonio, Texas (Alamodome).

WE WEAR CINCINNATI!

2017-18 CINCINNATI NUMERICAL ROSTER

NO.	NAME	POS.	HT.	WT.	CLASS	EXP.	HOMETOWN/LAST SCHOOL
1	Jacob Evans III	G/F	6-6	210	Jr.	2L	Baton Rouge, La./St. Michael the Archangel HS
2	Keith Williams	G	6-5	210	Fr.	HS	Brooklyn, N.Y./Bishop Loughlin Memorial
3	Justin Jenifer	G	5-10	175	Jr.	2L	Baltimore, Md./Milford Mill Academy
5	Trevor Moore	G	6-5	200	Fr.	HS	Houston, Texas/South Kent Prep (Conn.)
11	Gary Clark	F	6-8	230	Sr.	3L	Clayton, N.C./Clayton HS
13	Trevon Scott	F	6-8	220	R-So.	1L	Darien, Ga./McIntosh County Academy
14	Jackson Bart #	F	6-5	215	R-So.	1L	Oklahoma City, Okla./Bartlesville HS/Oral Roberts
15	Cane Broome @	G	6-0	165	Jr.	Tr.	East Hartford, Conn./Sacred Heart
20	Mamoudou Diarra	F	6-9	215	Fr.	HS	Bamako, Mali/22 Feet Academy (S.C.)
22	Eliel Nsoseme	F/C	6-9	220	Fr.	HS	Kinsasha, Congo/RISE Centre Academy (Ontario, Canada)
24	Kyle Washington	F	6-9	230	Sr.	1L	Champlin, Minn./NC State
31	Sam Martin #	G	5-10	160	Fr.	HS	Cincinnati, Ohio/Summit Country Day
32	John Koz #	G	6-1	190	So.	1L	Cleveland, Ohio/Bay HS
33	Nysier Brooks	C	6-11	250	So.	1L	Philadelphia, Pa./Advanced Prep International (Texas)
34	Jarron Cumberland	G	6-5	215	So.	1L	Wilmington, Ohio/Wilmington HS

2017-18 CINCINNATI ALPHABETICAL ROSTER

NO.	NAME	POS.	HT.	WT.	CLASS	EXP.	HOMETOWN/LAST SCHOOL
14	Jackson Bart #	F	6-5	215	R-So.	1L	Oklahoma City, Okla./Bartlesville HS/Oral Roberts
33	Nysier Brooks	C	6-11	250	So.	1L	Philadelphia, Pa./Advanced Prep International (Texas)
15	Cane Broome @	G	6-0	165	Jr.	Tr.	East Hartford, Conn./Sacred Heart
11	Gary Clark	F	6-8	230	Sr.	3L	Clayton, N.C./Clayton HS
34	Jarron Cumberland	G	6-5	215	So.	1L	Wilmington, Ohio/Wilmington HS
20	Mamoudou Diarra	F	6-9	215	Fr.	HS	Bamako, Mali/22 Feet Academy (S.C.)
1	Jacob Evans III	G/F	6-6	210	Jr.	2L	Baton Rouge, La./St. Michael the Archangel HS
3	Justin Jenifer	G	5-10	175	Jr.	2L	Baltimore, Md./Milford Mill Academy
32	John Koz #	G	6-1	190	So.	1L	Cleveland, Ohio/Bay HS
31	Sam Martin #	G	5-10	160	Fr.	HS	Cincinnati, Ohio/Summit Country Day
5	Trevor Moore	G	6-5	200	Fr.	HS	Houston, Texas/South Kent Prep (Conn.)
22	Eliel Nsoseme	F/C	6-9	220	Fr.	HS	Kinsasha, Congo/RISE Centre Academy (Ontario, Canada)
13	Trevon Scott	F	6-8	220	R-So.	1L	Darien, Ga./McIntosh County Academy
24	Kyle Washington	F	6-9	230	Sr.	1L	Champlin, Minn./NC State
2	Keith Williams	G	6-5	210	Fr.	HS	Brooklyn, N.Y./Bishop Loughlin Memorial

@ - Eligible after sitting out the 2016-17 season due to NCAA transfer rules; # - Walk-on

COACHING & SUPPORT STAFF

Head Coach: Mick Cronin (12th season at UC; 15th season overall)

Associate Head Coach: Larry Davis

Assistant Coaches: Darren Savino, Antwon Jackson

Director of Basketball Operations: Mark Berger

Director of Student-Athlete Development: T.J. Wolf

Video, Analytics & Recruiting Coordinator: Greg YOUNCOFSKI

Program Assistant: JaQuon Parker

Student Assistant Coach: DerMarr Johnson

Senior Associate AD/Medical Services: Bob Mangine

Director of Sports Performance: Mike Rehfeldt

Assistant Director of Equipment: Andy Frigge

CINCINNATI QUICK FACTS

GENERAL INFORMATION

Location	Cincinnati, Ohio 45221
Founded	1819
Enrollment	44,783
Nickname	Bearcats
Colors	Red (PMS: 186) and Black
Arena (Capacity)	Fifth Third Arena (13,176)
Affiliation	NCAA Division I
Conference	American
President	Dr. Neville G. Pinto
Director of Athletics	Mike Bohn
Faculty Representative	Dr. David M. Szymanski
Department of Athletics Phone	(513) 556-4603
Athletics Ticket Office Phone	(877) CATS-TIX

ATHLETIC COMMUNICATIONS

Asst. AD/Primary Basketball Contact	Andre Foushee
Office/Cell Phone	(513) 556-5182/(859) 797-7871
Email Address	Andre.Foushee@uc.edu
Assoc. Director/Secondary Basketball Contact	Alex Ryan
Office/Cell Phone	513-556-0618/(513) 623-9992
Email Address	Alex.Ryan@uc.edu
Press Row Phone	(513) 556-3800
Website	GoBears.com
Twitter, Facebook, Instagram	@GoBears.com or GoBears.com

BASKETBALL STAFF

Head Coach	Mick Cronin (Cincinnati '97)
Basketball Office Phone	(513) 556-5847
Associate Head Coach	Larry Davis (Asbury '78)
Assistant Coach	Darren Savino (Jersey City '94)
Assistant Coach	Antwon Jackson (Pikeville College '93)
Director of Operations	Mark Berger (Cincinnati '01)
Dir. of Student-Athlete Development	T.J. Wolf (Murray State '07)
Video, Analytics & Recruiting Coordinator	Greg YOUNCOFSKI (Kansas '13)
Program Assistant	JaQuon Parker (Cincinnati '14)
Student Assistant	DerMarr Johnson
Sr. Assoc. AD/Medical Services	Bob Mangine (Pittsburgh '73)
Dir. of Sports Performance	Mike Rehfeldt (St. Cloud St. '05)
Administrative Assistant	Winona Shaw-Gunn

HISTORY

First season of basketball	1901-02
All-time record	1,760-1,003 (.637)
NCAA appearances / last	31 / 2017
All-time record	45-30 (.600)
NCAA Championships	2 / 1961, 1962
Final Four appearances / last	6 / 1992
Elite Eight appearances / last	8 / 1996
Sweet 16 appearances / last	10 / 2012
Conference Championships / last	38 / 2014
Postseason NIT appearances / last	10 / 2010
All-time record	8-10 (.444)

PRONUNCIATION

NYSIER Brooks	nah-SEER
JARRON Cumberland	JAIR-in
MAMOUDOU DIARRA	MAMA-doo DEE-are-eh
John KOZ	rhymes with nose
ELIEL NSOSEME	A-lee-el SO-seme
Trevon Scott	TREY-vaughn

ROSTER INFORMATION

By State/Country

Congo	(1) Eliel Nsoseme
Connecticut	(1) Cane Broome
Georgia	(1) Trevon Scott
Louisiana	(1) Jacob Evans
Mali	(1) Mamoudou Diarra
Maryland	(1) Justin Jenifer
Minnesota	(1) Kyle Washington
North Carolina	(1) Gary Clark
New York	(1) Keith Williams
Ohio	(3) Jarron Cumberland, John Koz, Sam Martin
Oklahoma	(1) Jackson Bart
Pennsylvania	(1) Nysier Brooks
Texas	(1) Trevor Moore

By Class

True Freshmen	(5) Mamoudou Diarra, Sam Martin, Trevor Moore, Eliel Nsoseme, Keith Williams
Sophomores	(2) Nysier Brooks, Jarron Cumberland
R-Sophomores	(2) Jackson Bart, Trevon Scott
Juniors	(3) Cane Broome, Jacob Evans III, Justin Jenifer
Seniors	(2) Gary Clark, Kyle Washington

By Height

6-11	(1) Nysier Brooks
6-9	(3) Mamoudou Diarra, Eliel Nsoseme, Kyle Washington
6-8	(2) Gary Clark, Trevon Scott
6-6	(1) Jacob Evans III
6-5	(4) Jackson Bart, Jarron Cumberland, Trevor Moore, Keith Williams
6-1	(1) John Koz
6-0	(1) Cane Broome
5-10	(2) Justin Jenifer, Sam Martin

TEAM INFORMATION

2016-17 Record	30-6
American Athletic Conference Record (Place)	16-2 (2nd)
Starters returning/lost	3/2
Letterwinners returning/lost	9/4
Percent of scoring returning	74.6 percent (1,994 of 2,674)
Percent of rebounding returning	79.8 percent (997 of 1,224)



GAME PREVIEW

- » The University of Cincinnati (3-0) men's basketball team battles Buffalo (2-0) in the opening round of the Cayman Islands Classic on Monday, Nov. 20, at John Gray Gymnasium. The game tips at approximately 7:30 p.m. and will be broadcast on 700 WLW and available via an internet stream at FloHoops.com (subscription required).
- » The Bearcats are coming off a 97-54 win over Coppin State on Thursday at BBGT Arena in Highland Heights, Kentucky. UC made its first 13 shots and cruised to the lop-sided victory led by Jarron Cumberland's game-high 19 points.
- » Buffalo posted an 81-76 home win over Jacksonville State on Wednesday behind CJ Massinburg's game-high 25 points.
- » The two teams have met only once prior with Cincinnati claiming an 86-59 win at UC's Armory Fieldhouse in the season finale on March 2, 1971.
- » Depending on the result, the Bearcats will face either Richmond or UAB in the second round on Nov. 21.
- » Cincinnati's final game in event will be played on Nov. 22 against either Iowa, Louisiana, South Dakota State or Wyoming.

SCOUTING BUFFALO

- » Buffalo has started 2-0 for the first time since the 2011-12 season. Forward Nick Perkins leads the squad, averaging 21.0 points to go with 5.0 rebounds. Guard CJ Massinburg averages 16.5 points and 6.0 rebounds.
- » Buffalo was picked first in the Mid-American Conference preseason rankings, receiving 24 of 30 first place votes. Perkins and Massinburg were picked to the All-MAC East Division squad. Perkins was the MAC's Sixth Man of the Year in 2016-17 (12.4 points and 6.7 rebounds). Massinburg (14.5 points and 5.6 rebounds) earned All-MAC Honorable Mention accolades. Dontay Caruthers was selected as the 2017 Defensive Player of the Year.
- » Buffalo finished 17-15 in 2016-17 with an 11-7 MAC record. However, the program has made recent NCAA Tournament appearances in 2015 and 2016.

SERIES HISTORY

- » Cincinnati owns a 1-0 lead in its series with Buffalo. The Bearcats recorded an 86-59 win at the Armory Fieldhouse in the season finale on March 2, 1971.

CINCINNATI VS. THE FIELD

- » Cincinnati is a combined 31-16 all-time against teams competing in the 2017 Cayman Islands Classic: Buffalo (1-0), Iowa (6-2), Louisiana (2-2), Richmond (4-0), South Dakota State (0-0), UAB (15-10) and Wyoming (3-2).

REGULAR-SEASON CLASSIC/TOURNAMENT RESULTS UNDER CRONIN

- » 2016 Naismith HOF Tip-Off (Uncasville, Conn.) - 3rd Place
- » 2015 Barclays Center Classic (Brooklyn, N.Y.) - 1st Place
- » 2014 Emerald Coast Classic (Niceville, Fla.) - 2nd Place
- » 2013 Global Sports Shootout (Cincinnati) - 1st Place
- » 2012 Global Sports Classic (Las Vegas) - 1st Place
- » 2010 Global Sports Main Event (Cincinnati) - 1st Place
- » 2009 Maui Invitational (Lahaina, Hawaii) - 2nd Place
- » 2008 Global Sports Classic (Las Vegas) - 3rd Place
- » 2007 Peggy Cronin Classic (Cincinnati) - 6th Place
- » 2006 Jim Thorpe Classic (Cincinnati) - 1st Place

COPPIN STATE GAME RECAP

- » Cincinnati made its first 13 shots and grabbed a 23-4 lead early en route to cruising past Coppin State, 97-54, Thursday at BBGT Arena in Highland Heights, Kentucky.
- » Jarron Cumberland led the Bearcats in scoring for the second consecutive game with 19 points to go with four threes, nine rebounds and three assists.
- » Justin Jenifer poured in a career-high 16 points with four triples. Gary Clark just missed a double-double with 12 points and nine rebounds. Kyle Washington (11) and Jacob Evans III (11) also reached double figures in scoring.
- » Karonn Davis led Coppin State with 10 points.
- » UC shot 50.8 percent (32 of 63) from the floor while pulling down 51 rebounds. The Bearcats outscored the Eagles 38-20 in the paint and 18-2 in second-chance points.

NEW NAME, SAME GAME

- » A couple of returning Bearcats have made adjustments to their names in 2017-18.
- » Jacob Evans would like to be referred to as Jacob Evans III this season while Tre Scott would like to go by his given first name of Trevon (TREY-vaughn).

SHARING MINUTES AND THE BALL

- » The 2017-18 Bearcats are sharing the ball to start the season, handing out 71 assists on 106 made baskets.
- » Seven different UC players have scored in double figures at least once this season.
- » Only one player has logged more than 25 minutes of playing time in a game (Jacob Evans III played 29 minutes against Savannah State).
- » The Bearcats bench has outscored the opponents' reserves by an average of nearly 23 points after three games.
- » Every player on the 15-man roster has seen action in all three games except for Eliel Nsoseme, who sat out the Western Carolina game due to injury.

INCOMPLETE SAMPLING

- » It's very early and the sample size is small but Cincinnati ranks among the nation's leaders in a few noteworthy categories after three games (statistics through Nov. 16).
- » UC ranks among the nation's Top 5 in rebound margin (first at +25.3), total assists (second at 71), total rebounds (third at 163) and scoring margin (fourth at +41.3).

TIP-INS

- » Cincinnati has scored a Mick Cronin coaching era high 306 points through its first three games. The previous high was 297 set at the start of 2011-12.
- » The Bearcats just missed becoming the first team in school history to score 100 or more points in its first three games to start a season, finishing with a 97-54 win over Coppin State (11/16).
- » Guard Keith Williams joined Sean Kilpatrick as the only two players of the Mick Cronin coaching era to score 10 or more points in each of their first two collegiate games. Williams scored 10 points against both Savannah State (11/10) and Western Carolina (11/13). Kilpatrick redshirted his first year at Cincinnati (2009-10) before recording 21 points against Mount St. Mary's (11/15/10) and 13 points against Indiana-Purdue Fort Wayne (11/20/10) in his first two games as a Bearcat.
- » Cincinnati has won 29 consecutive home games dating back to Jan. 2, 2016. It's the nation's second-longest

active home-court win streak behind Oregon (44 games entering Nov. 17).

- » Since UC started its run of now seven consecutive appearances in the NCAA Tournament (starting with the 2010-11 season), the Bearcats have allowed opponents to score 70 or more points in only 15.0 percent of their games (37 of 246).

- SEASON NOTES -

BEARCATS PICKED TO WIN THE AMERICAN

- » American Athletic Conference coaches picked Cincinnati to win the league at preseason media day on Oct. 16.
- » The Bearcats received a league-high seven first-place votes and 116 points overall in the preseason poll to finish ahead of conference newcomer Wichita State, who gathered five first-place votes and 115 points overall. UCF (93 points) was tabbed third followed by SMU (91), UConn (79), Houston (72), Temple (68), Tulsa (52), Memphis (36), Tulane (30), ECU (24) and USF (16).
- » It marks the second consecutive year Cincinnati has been the preseason pick to win a league. The Bearcats were picked first over UConn by one vote a year ago. Prior to 2016-17, the last time UC was picked to win a league in the preseason was 2002-03 (Conference USA).
- » Senior forwards Gary Clark and Kyle Washington and junior swingman Jacob Evans III were tabbed second team preseason selections by the league's coaches.

PRESEASON AAC COACHES' POLL

TEAM (FIRST-PLACE VOTES)	POINTS
1. Cincinnati (7)	116
2. Wichita State (5)	115
3. UCF	93
4. SMU	91
5. UConn	79
6. Houston	72
7. Temple	68
8. Tulsa	52
9. Memphis	36
10. Tulane	30
11. ECU	24
12. USF	16

CLARK, EVANS & WASHINGTON NAMED TO AAC PRESEASON SECOND TEAM

- » Cincinnati senior forwards Gary Clark and Kyle Washington and junior guard/forward Jacob Evans III were selected to The American's preseason second team by league coaches at the conference's media day on Oct. 16.

PRESEASON AAC ALL-CONFERENCE TEAMS

PRESEASON PLAYER OF THE YEAR

Shake Milton, G, Jr., SMU

PRESEASON ROOKIE OF THE YEAR

Alterique Gilbert, G, r-Fr., UConn

PRESEASON ALL-CONFERENCE TEAMS

FIRST TEAM

Shake Milton, G, SMU
Jalen Adams, G, UConn
Rob Gray, G, Houston
Landry Shamet, G, Wichita State
B.J. Taylor, G, UCF

PRESEASON PRAISE

CINCINNATI'S PRESEASON RANKINGS

POLL	RANKING
Associated Press Poll	12
USA Today Coaches' Poll	13
Athlon Magazine	15
CBS Sports.com	15
ESPN Preseason Power Rankings	9
The Fieldhouse - The Athletic	14
Pomeroy Ratings	11
Lindy's Magazine	8
Sporting News Magazine	TBA
Sports Illustrated	6
Street & Smith's Magazine	14

PREDICTING CINCINNATI'S LEAGUE FINISH

OUTLET	FINISH
AAC Preseason Coaches Poll	1st
Athlon Magazine	2nd
Blue Ribbon Magazine	2nd
Lindy's Magazine	2nd
Sporting News Magazine	TBA
Street & Smith's	2nd

PLAYER ACCOLADES

OUTLET	ACCOLADE
CANE BROOME	
Athlon Magazine	Transfers to Watch
Blue Ribbon Magazine	Newcomer of the Year
Lindy's Magazine	Top 10 Transfers
Street & Smith's Magazine	All-Newcomer Team

GARY CLARK

USBWA	Oscar Robertson Trophy Player of the Year Watch List
CollegeInsider.com	Lute Olson Player of the Year Watch List
Naimsmith HOF	Karl Malone Power Forward of the Year Watch List
AAC Coaches	AAC Second Team
Athlon Magazine	AAC First Team, Top 100 Players (No. 66)
Blue Ribbon Magazine	Player of the Year
Blue Ribbon Magazine	AAC All-Conference Team
FanRag - Jon Rothstein	10 Glue Guys to Watch
Lindy's Magazine	AAC's Top Rebounder
Lindy's Magazine	Top 10 Frontcourts (No. 5)
Street & Smith's Magazine	All-Conference Team; All-Defense Team

KYLE WASHINGTON

AAC Coaches	AAC Second Team
Athlon Magazine	AAC Second Team
Lindy's Magazine	Top 25 Centers (No. 12)
Lindy's Magazine	Top 10 Frontcourts (No. 5)

JACOB EVANS

AAC Coaches	AAC Second Team
Naimsmith HOF	Julius Ervin Small Forward of the Year Watch List
Street & Smith's Magazine	All-Sharpshooter Team
Athlon Magazine	AAC First Team, Top 100 Players (No. 47)
Lindy's Magazine	Top 25 Small Forwards (No. 12)

JARRON CUMBERLAND

FanRag - Jon Rothstein	Top 20 Breakout Players
NBC Sports - College Basketball Talk	Top 16 Breakout Stars

KEITH WILLIAMS

Lindy's	AAC Best Shooting Newcomer
---------	----------------------------

SECOND TEAM

Gary Clark, F, Cincinnati
Junior Etou, F, Tulsa
Jacob Evans, G/F, Cincinnati
Tacko Fall, C, UCF
Kyle Washington, F, Cincinnati

UC RETURNING STATISTICAL LEADERS

Category	No.	Player
Scoring	13.5*	Jacob Evans
Field Goals	184*	Kyle Washington
Three-Pointers	69*	Jacob Evans
Free Throws	83*	Gary Clark
Rebounding	7.9*	Gary Clark
Assists	96	Jacob Evans
Blocks	42*	Gary Clark/Kyle Washington
Steals	46*	Jacob Evans
Minutes	31.6	Jacob Evans

* - team leader in 2016-17

BEARCAT POINTS OF PRIDE

- » Cincinnati is one of eight schools in the nation to have appeared in the last seven NCAA Tournaments, joining Duke, Gonzaga, Kansas, Michigan State, North Carolina, VCU and Wisconsin.
- » Cincinnati is one of 10 schools to appear in the NCAA Tournament in at least 21 of the last 26 seasons.
- » Cincinnati is one of 19 programs in the nation with 31 or more NCAA Tournament appearances.
- » UC ranks 16th in the nation for most all-time wins (1,760).
- » The Bearcats have won 26 or more games in four of the last seven seasons and won at least 22 games in each of the last seven seasons, including a high mark of 30 victories during the 2016-17 season.
- » Cincinnati is one of 12 programs to win at least 22 games in each of the last seven seasons.
- » Cincinnati and Virginia are the only programs to rank in the nation's Top 25 for scoring defense each of the past five seasons.
- » UC head coach Mick Cronin ranks as the winningest coach in the nation among active coaches his age (46) or younger and has the second-most Division I wins (309) among active coaches under 50-years old.
- » Cronin also ranks as one of only six coaches to take his team to the NCAA Tournament in each of the last seven years, joining Mark Few (Gonzaga), Tom Izzo (Michigan State), Mike Krzyzewski (Duke), Bill Self (Kansas) and Roy Williams (North Carolina).
- » Cincinnati's coaching staff completed its fifth season unchanged in 2016-17. It ranks as the second-longest unchanged staff among high-major programs according to John Akers at Basketball Times. Michigan State's staff ranks first. The Spartans staff completed its sixth season intact in 2016-17.

CINCINNATI TRADITION - BY THE NUMBERS

- » 2 National Titles (1961, 1962)
- » 6 Final Fours (1959-63, 1992)
- » 8 Elite Eights (Last: 1996)
- » 10 Sweet Sixteens (Last: 2012)
- » 31 NCAA Tournament Appearances
- » 21 NCAA Tournament Appearances since 1992
- » 10 NIT Appearances
- » 28 Conference Regular-Season Titles (Last: 2014)
- » 10 Conference Tournament Titles (Last: 2004 [C-USA])
- » 1,760 all-time wins (16th most in nation)
- » 30 All-Americans (Last: Sean Kilpatrick [2014])

- » 79 All-Conference Selections
(Last: Troy Caupain & Kyle Washington [2017])
- » 56 NBA Draft Picks (Last: Lance Stephenson [2010])
- » 51 members of 1,000-point club
- » Ranked as the No. 10 program in the nation by the Associated Press in a 2017 ranking of school's with the most appearance in the AP poll:
- » 409 weeks ranked in AP Top 25
- » 205 weeks ranked in AP Top 10
- » 45 weeks ranked as AP No. 1
- » 2 Members of National Basketball Hall of Fame
Jack Twyman & Oscar Robertson
- » 2 Olympic Gold Medalists
Robertson (1960) & George Wilson (1964)

NCAA DIVISION I WINS - TOP 20 (THRU NOV. 16)

RK	TEAM	WINS
1.	Kentucky	2,239
2.	Kansas	2,219
3.	North Carolina	2,209
4.	Duke	2,119
5.	Temple	1,887
6.	Syracuse	1,864
7.	UCLA	1,851
8.	Notre Dame	1,848
9.	St. John's	1,820
10.	Louisville	1,805
11.	Indiana	1,802
12.	BYU	1,789
13.	Utah	1,783
14.	Arizona	1,773
15.	Illinois	1,766
16.	Cincinnati	1,760
17.	Texas	1,752
18.	Western Kentucky	1,750
18.	Purdue	1,750
20.	Penn	1,747

RETURNING HEADLINERS

#11 GARY CLARK, F

- » **HONORS:**
 - 2018 Oscar Robertson Trophy Watch List
 - 2018 Lute Olson Player of the Year Watch List
 - 2018 Karl Malone Power Forward of the Year Watch List
 - Preseason AAC Second Team selection (2017-18)
 - Second Team All-AAC (2015-16)
 - AAC Defensive Player of the Year (2015-16)
- » **AMONG THE NATION'S TOP REBOUNDERS:** Clark ranks third in the nation with 832 career rebounds (through Nov. 17) behind Seton Hall's Angel Delgado (1,085) and Hofstra's Rokas Gustys (958).
- » **NEWEST MEMBER OF 1,000-POINT CLUB:** Clark became the 51st member of Cincinnati's 1,000-point club, when he posted a double-double with 13 points and 11 rebounds in the season opening 107-77 win over Savannah State. He is the seventh Bearcat to join the elite club during the Mick Cronin coaching era, joining Sean Kilpatrick (second at 2,145 points), Deonta Vaughn (fourth at 1,885), Yancy Gates (15th at 1,485), Troy Caupain and Cashmere Wright (T-22nd at 1,317) and Dion Dixon (25th at 1,281).
- » On pace to finish career among the top five players in school history in rebounds and blocks.
- » With 19 double-doubles in his career he ranks second only to Yancy Gates (23 from 2009-12) for most career double-doubles by a UC player during the Mick Cronin era.

- » **2016-17 RANKINGS:** Clark ranked among the nation's leaders in career rebounds (tied for 24th with 819).
- » Clark finished last season ranked among the league leaders in offensive rebounds (second at 3.0), rebounds (fourth at 7.9), field goal percentage (fourth at .529), double-doubles (tied for seventh with seven), blocked shots (tied for ninth at 1.2), defensive rebounds (14th at 4.6) and points (26th at 10.8).
- » **2016-17 AWARDS:** Clark was named to the American Championship All-Tournament team. He averaged 13.3 points and a team-best 6.7 rebounds. He made 22 of 24 from the foul line (91.7 percent). He poured in a team-high 25 points, making 5 of 9 from the field and a career-high 15 of 16 from the foul line against UConn (3/11).
- » **DOUBLE-DOUBLES:** Clark and teammate Kyle Washington led the Bearcats and ranked tied for sixth among league players with seven double-doubles. Among his double-doubles, he posted a season-high 26 points and 10 rebounds against Marshall (12/22).
- » **2016-17 NUMBERS:** Clark led UC in rebounding in 19 games, grabbing 10 or more boards nine times. He scored a career-high 26 points on 12-of-15 shooting with 10 rebounds in 38 minutes against Marshall (12/22). He tallied 25 points, making 15 of 16 free throws with nine rebounds against UConn (3/11). He pulled down a season-high 14 rebounds twice (at USF [2/15] and at UConn [3/5]). He hit a 15-footer with five seconds left to force overtime in UC's 55-54 win at Iowa State (12/1).

REBOUNDS (CAREER - CRONIN ERA)

RK	NAME (YEAR)	REBOUNDS
1.	Yancy Gates (2009-12)	916
2.	Gary Clark (2015-Present)	841
3.	Justin Jackson (2011-14)	643
4.	Sean Kilpatrick (2011-14)	602

REBOUNDS (CAREER - UC HISTORY)

RK	NAME (YEAR)	REBOUNDS
1.	Oscar Robertson (1958-60)	1,338
2.	Jack Twyman (1952-55)	1,242
3.	Paul Hogue (1960-62)	1,088
4.	Robert Miller (1975-79)	1,060
5.	Dwight Jones (1980-82)	983
6.	Rick Roberson (1967-69)	945
--		
14.	Danny Fortson (1995-97)	873
15.	Kenyon Martin (1997-2000)	869
16.	Derrek Dickey (1971-73)	858
17.	Pat Cummings (1975-79)	851
18.	Gary Clark (2015-Present)	841
19.	Tom Thacker (1961-63)	831

MOST DOUBLE-DOUBLES (CAREER - CRONIN ERA)

RK	NAME (YEARS)	DOUBLE-DOUBLES
1.	Yancy Gates (2009-12)	23
2.	Gary Clark (2015-Present)	19
3.	Octavius Ellis (2015-16)	10
4.	John Williamson (2007-08)	8
	Justin Jackson (2011-14)	8
6.	Kyle Washington (2017-Present)	7
7.	Sean Kilpatrick (2011-14)	4

POINTS (CAREER - UC HISTORY)

RK	NAME (YEARS)	POINTS
1.	Oscar Robertson (1958-60)	2,973
2.	Sean Kilpatrick (2011-14)	2,145
3.	Steve Logan (1999-2002)	1,985
--		
40.	Bill Westerfeld (1946-1949)	1,092
41.	James White (2004-06)	1,088
42.	Eddie Lee (1977-80)	1,068
43.	Brian Williams (1975-77)	1,066
44.	Don Ogletree (1968-1970)	1,059
45.	Mike Jones (1975-1978)	1,058
46.	Phil Wheeler (1954-1956)	1,055
47.	Ralph Richter (1947-1950)	1,053
49.	Gary Clark (2015-Present)	1,031
48.	Field Williams (2001-2004)	1,030
50.	John Howard (1966-68)	1,013
51.	David Kennedy (1978-1981)	1,002
--	Jacob Evans III (2016-Present)	804

BLOCKS (CAREER - UC HISTORY)

RK	NAME (YEARS)	BLOCKS
1.	Kenyon Martin (1997-2000)	292
2.	Eric Hicks (2003-2006)	256
3.	Jason Maxiell (2002-2005)	252
4.	Justin Jackson (2011-2014)	219
5.	Donald Little (1999-2002)	153
6.	Rick Roberson (1967-1969)	146
7.	Gary Clark (2015-Present)	138

#1 JACOB EVANS III, G/F

- » **HONORS:**
 - 2018 Julius Ervin Small Forward of the Year Watch List
 - Preseason AAC Second Team selection (2017-18)
 - 2017 Jerry West Shooting Guard of the Year Finalist
 - NABC District 25 Second Team (2016-17)
 - American Championship All-Tournament Team (2016-17)
- » **NEARING A MILESTONE:** Evans is closing in on becoming the 52nd member of Cincinnati's 1,000-point club. Entering the Cayman Islands Classic, he needs 196 points. Evans has scored in double figures in 34 of the last 40 games for the Bearcats. He netted 10 or more points in 31 of 36 games in 2016-17 the most by a UC players since Sean Kilpatrick (33 of 34 games in 2013-14).
- » **2016-17 AAC RANKINGS:** Evans ranked among The American leaders in six categories last season: three-point field goal percentage (fifth at .418), steals (ninth at 1.3), three-pointers made (12th at 1.9), scoring (12th at 13.5 points), field goal percentage (11th at .473) and free throw percentage (14th at .732).
- » **LEAGUE TOURNAMENT HONOR:** Evans was selected to the American Championship All-Tournament team after helping the Bearcats reach the title game. He was UC's top scorer, averaging 17.0 points in the three games played as he scored 51 points, including 20 points in the opener against Tulsa and 21 more against UConn in the semifinal. Evans connected on 57.1 percent of his shots (16 of 28), including a blistering 80.0 percent (8 of 10) from beyond the arc.

#24 KYLE WASHINGTON, F

- » **HONORS:**
 - Preseason AAC Second Team selection (2017-18)
 - Second Team All-Conference (2016-17)
 - Naismith Hall of Fame All-Tournament Team (2016-17)
- » **NEARING A MILESTONE:** NC State transfer needs 102 points to reach the 1,000-point plateau for his college career. He compiled 404 points in two seasons at NC State (2014 & 2015) and has scored 494 points in 39 games as a Bearcat.
- » **AMONG 2016-17 AAC LEADERS:** Ranked among the 2016-17 league leaders in field goal percentage (fifth at .510), double-doubles (tied for sixth with seven), blocks (tied for ninth at 1.2), rebounds (14th at 6.8) and points (17th at 12.9) in 2016-17.
- » **DOUBLE-DOUBLES:** Washington and teammate Gary Clark led the Bearcats and ranked tied for sixth among league players with seven double-doubles on the last season.
- » Washington recorded five double-doubles in the first seven games of the season.
- » **RECORD REBOUNDING PERFORMANCE:** Washington's 17 rebounds against Penn State (11/20/16) were a Cronin-era high and the most since Cedric McGowan pulled down 20 rebounds to go with 13 points in an 82-60 home win over DePaul on Jan. 4, 2006.

#34 JARRON CUMBERLAND, G

- » **2017-18 NUMBERS:** Cumberland is averaging a team-best 16.3 points, shooting 50 percent (17 of 34) from the field with 6.0 rebounds through three games. He has scored 39 points with eight three-pointers in the past two games.
- » He is looking to reach double figures in scoring for the fourth consecutive game for the first time in his career when UC faces Buffalo in the Cayman Islands.
- » **HONORS:**
 - AAC All-Rookie Team (2016-17)
 - AAC's Co-Sixth Man of the Year with SMU's Ben Emelogo
- » **2016-17 NUMBERS:** Averaged 8.3 points and shot 49.3 percent (99-201) from the field in 19.1 minutes without a start in 2016-17. Shot 52.6 percent from the field while averaging 11.6 points in five postseason games.
- » **TOP PERFORMANCES IN 2016-17:** Cumberland scored a career-high 26 points on 8-of-11 shooting with six three-pointers in the Bearcats' 94-53 home win over USF (1/29). Cumberland also keyed Cincinnati's comeback home win over No. 24/22 Xavier (1/26), sparking the Bearcats' rally with 13 of his 15 points in the second half.

#15 CANE BROOME, G

- » Transfer from Sacred Heart, who is eligible to play in 2017-18 after sitting out last season.
- » **PREVIOUS HONORS:**
 - Player of the Year Northeastern Conference (2015-16)
 - NEC First Team (2015-16)
 - AP Honorable Mention All-American (2015-16)
 - USBWA All-District I First Team (2015-16)
 - All-ECAC First Team (2015-16)
 - NABC All-District 18 First Team (2015-16)
 - All-MET Basketball Writers' Assoc. First Team (2015-16)
 - NEC All-Rookie Team (2014-15)
- » **NATIONAL NUMBERS:** Broome ranked eighth in the nation in scoring (23.1 points) in 2015-16. He led all active sophomores in the nation with 1,157 career points following the 2015-16 season.

- SEASON NOTES -

BB&T ARENA TO SERVE AS HOME OF THE BEARCATS FOR 2017-18 SEASON

- » BB&T Arena in Highland Heights, Kentucky, will serve as the temporary home of the Bearcats during the 2017-18 campaign while Fifth Third Arena undergoes an \$87 million renovation before its scheduled reopening in the fall 2018.
- » BB&T Arena seats 9,400 fans and serves as the home for Northern Kentucky University athletics.
- » BB&T Arena is about seven miles from downtown Cincinnati and 10 miles from the UC campus.
- » It marks the first time the Bearcats have played their home games off campus since the 1988-89 season when the recently closed Cincinnati Gardens served as UC's host venue.
- » Other schools of mention playing their home games off campus in 2017-18 due to arena renovations include Houston, Northwestern and Villanova.

FIFTH THIRD ARENA CLOSED FOR RENOVATIONS

- » The Houston game (3/2/17) marked the final home game at 28-year-old Fifth Third Arena before it began an \$87 million renovation, scheduled to reopen for the 2018-19 campaign.
- » The Bearcats have registered a 385-79 record (.829 win percentage), making 21 NCAA appearances, six Sweet 16 appearances and one Final Four appearance while winning 11 conference titles, since the arena opened for the 1989-90 campaign.
- » UC recorded its fourth undefeated home season (18-0) in 2016-17 and the first since 2001-02 (15-0).
- » UC won its last 26 games in Fifth Third Arena, the second-longest win streak in its history (behind only a 41-game streak from Nov. 30, 1997-Feb. 13, 2000).

HOME-COURT WIN STREAK AT 29 GAMES

- » Cincinnati home win-streak remains on the line during the 2017-18 campaign despite a change in venue.
- » The Bearcats will enter the Alabama State game (Nov. 27) with a 29-game home-court win streak start started with a 76-57 victory over Tulsa (1/2/16) at Fifth Third Arena.
- » The 29-game home-court win streak ranks as the second-longest active streak in the nation (through Nov. 16) Oregon is first with 44 consecutive home wins.
- » UC's last loss at home came in a 77-70 decision to Temple (12/29/15) in the AAC opener in 2015-16.

LONGEST CINCINNATI HOME-COURT WIN STREAKS (FIFTH THIRD ARENA ERA: 1990-PRESENT)

GAMES	DATES
41	Nov. 30, 1997-Feb. 13, 2000
29	Jan. 2, 2016-Present
25	Feb. 27, 1992-Jan. 5, 1994

NATION'S LONGEST ACTIVE HOME-COURT WIN STREAKS (THRU NOV. 16)

HOME WIN STREAK	SCHOOL
44	Oregon
29	Cincinnati
25	SMU
23	Texas Southern
21	Florida State
19	North Carolina

CRONIN'S LISTING AMONG NATIONAL COACHES

- » UC head coach Cronin is one of six coaches in the nation to take his team to the NCAA Tournament each of the past seven seasons, along with Mark Few (Gonzaga), Tom Izzo (Michigan State), Mike Krzyzewski (Duke), Bill Self (Kansas) and Roy Williams (North Carolina).
- » The Cincinnati native and UC alumnus leads the nation in Division I wins (309) and total NCAA Tournament appearances (nine) among active coaches his age (46-years old) or younger and ranks second in Division I wins among active coaches under the age of 50.
- » Cronin claimed his 300th career win against Tulsa (2/18/17).
- » Cronin owns a 309-159 career record in his 15th season overall. He is 240-135 mark in his 12th season at his alma mater. He posted a 69-24 mark in three seasons as head coach at Murray State from 2004-2006.
- » He was named the 2014 American Athletic Conference Coach of the Year after guiding the Bearcats to a share of the league's regular-season title (with Louisville).
- » Cronin's 240 wins in 12 seasons at Cincinnati rank as the second most in school history, behind only Bob Huggins (399 wins in 16 seasons [1990-2005]).

MOST DIVISION I COACHING WINS - UNDER AGE OF 50 (THRU NOV. 16)

NAME (SCHOOL)	AGE	CAREER W-L
1. Sean Miller (Arizona)	48	343-113
2. Mick Cronin (Cincinnati)	46	309-159
3. Scott Drew (Baylor)	47	301-190
4. Brad Brownell (Clemson)	48	294-188
5. Travis Ford (Saint Louis)	47	293-188
5. Matt Painter (Purdue)	47	293-147
7. Mark Fox (Georgia)	48	270-161
8. Will Brown (Albany)	46	261-238
9. Tony Bennett (Virginia)	48	259-116
10. Andy Kennedy (Ole Miss)	49	257-152

- Ages as of Nov. 1, 2017.

DERMARR JOHNSON STILL WITH PROGRAM

- » Former UC men's basketball standout and NBA player DerMarr Johnson continues as a student assistant coach during the 2017-18 campaign. He joined the staff prior to last season while he takes classes to complete his degree.
- » The sixth pick in the 2000 NBA draft by the Atlanta Hawks, Johnson played one season at Cincinnati, earning Conference USA Freshman of the Year accolades while averaging 12.6 points and 3.8 rebounds during the 1999-2000 campaign. On a team that featured National Player of the Year Kenyon Martin and third-team All-American Pete Mickeal, as well as Steve Logan and Kenny Satterfield, Johnson helped guide the Bearcats to a 29-4 overall record and the league's regular-season title while ranking as the nation's No. 1 team for 12 weeks.
- » Johnson played two seasons with the Hawks, averaging 8.4 points and 3.4 rebounds in 2001-02. He overcame injuries sustained from an automobile accident in September 2002 to play parts of five more seasons in the league with the New York Knicks, Denver Nuggets and briefly with the San Antonio Spurs. He averaged 17 points and shot 49.9 percent with Denver during the 2004-05 season.
- » Following his NBA career, Johnson traveled the world playing professional basketball in China, Italy, Saudi Arabia, Venezuela, Colombia, Lebanon, the Philippines, Argentina, Puerto Rico, and the Dominican Republic.

- » As an assistant under former UC head coach Bob Huggins, Cronin recruited Johnson, a consensus high school All-American, to the Cincinnati program.
- » A 6-9, 200-pound guard from Riverdale, Maryland, Johnson averaged 26.1 points, 6.3 rebounds and 3.9 assists at Maine Central Institute in 1998-99 prior to coming to UC.

- 2016-17 SEASON REVIEW -

SECOND MOST SINGLE-SEASON WINS IN SCHOOL HISTORY

- » Cincinnati achieved its second 30-win season in school history in 2016-17 finishing at 30-6 overall.
- » The 2001-02 squad posted a school-best 31-4 mark.
- » The Bearcats also tied a school record for conference victories in 2016-17, finishing at 16-2 in the American Athletic Conference.
- » The 1999-2000 Bearcats posted a 16-0 record en route to winning the Conference USA regular-season crown.

MOST OVERALL WINS IN A SEASON (ALL-TIME)

RK	SEASON	W-L	COACH
1.	2001-02	31-4	Bob Huggins
2.	2016-17	30-6	Mick Cronin
3.	1961-62	29-2	Ed Jucker
	1991-92	29-5	Bob Huggins
	1999-00	29-4	Bob Huggins

TEAM NATIONAL RANKINGS

- » The Bearcats finished the season ranked among the nation's top 25 leaders in nine categories: assist-to-turn-over ratio (fifth at 1.55), fewest turnovers per game (sixth at 10.0), scoring defense (eighth at 61.3), field goal percentage defense (ninth at .388), scoring margin (11th at +12.9), win-loss percentage (12th at .833), fewest fouls per game (16th at 15.8), turnover margin (18th at +3.2) and blocks shots per game (25th at 4.9).

NOTES ON THE DEFENSE

- » Cincinnati held 28 of its 36 opponents under 70 points and held 20 foes below 40 percent field goal shooting last season.
- » Last season, the Bearcats ranked fourth nationally in blocks per game (5.8), ninth in total blocks (182) and 28th in steals per game (7.8).
- » **BLOCKS:** UC ranked among the nation's leaders in blocks per game (25th at 4.9) and total blocks (16th with 178).
- » The Bearcats have ranked among the nation's top 25 in total blocks in each of the past five seasons.
- » **STEALS:** UC led the league with 7.2 steals per game. Three Bearcats ranked among the league leaders in steals: Jacob Evans (ninth at 1.3) Kevin Johnson (11th at 1.2) and Troy Caupain (13th at 1.2).

NOTES ON THE OFFENSE

- » Cincinnati's offensive numbers improved in 2016-17. The Bearcats shot 45.8 percent from the field, tying the 2003-04 squad (.458) for sixth-best in school history behind: 2001-02 (.467), 1999-2000 (.480), 1996-97 (.496), 1977-78 (.503) and 1959-60 (.511).
- » The Bearcats averaged 74.3 points in 2016-17, the most by a UC squad since 2005-06 (74.4).
- » UC scored 70 or more points 21 times in 2016-17, a Cronin-era high.
- » The Bearcats scored 90 or more points six times during the season, the most since 2000-01 (six times). UC scored 50 or more points in a half eight times in 2016-17, including a season-high and American Conference-record 65 points in the first half against Fairleigh Dickinson (12/17). UC shot 50 percent or better from the field in 13 games, including a season-high 64.7 percent against Fairleigh Dickinson (12/17).
- » UC ranked among the league leaders in scoring offense (first at 74.3), field goal percentage (second at .458), and assists (third at 15.5).
- » **TRIO OF LEAGUE'S TOP SHOOTERS:** Three Bearcats ranked among the league's top shooters: Gary Clark (fourth at 52.9 percent), Kyle Washington (fifth at 51.0 percent) and Jacob Evans (11th at 47.3 percent).
- » **TAKING CARE OF THE BALL:** UC ranked sixth in the nation, averaging only 10.0 turnovers per game in 2016-17. Troy Caupain committed one or zero turnovers in 24 of UC's 36 games during the year while averaging a team-high 32.3 minutes of action.
- » The Bearcats committed a season-low three miscues against Texas Southern (12/13). UC had only four miscues vs. SMU (1/12) and five against UCF (2/8).
- » UC also ranked fifth in the nation with a 1.55-to-1 assist-to-turnover ratio.

-GOBEARCATS.COM-



FIFTH THIRD ARENA SCHEDULED TO REOPEN IN FALL 2018

Fifth Third Arena, the home of Cincinnati basketball since the start of the 1989-90 season, is currently undergoing a privately-funded \$87-million renovation.

Renovations began immediately following Cincinnati's 2016-17 home finale against Houston on March 2.

"Our entire University has grown and transformed into one of the best in the country over the past 15 years, both academically and aesthetically," men's basketball head coach Mick Cronin said. "This arena will be awesome. The planning has been meticulous and the first-class, new design is as good as I've seen across all of college basketball. This building is about our future and is a testament to the commitment our University and donors have toward our programs."

Proposed improvements to the facility, built in 1989 and originally named the Myrl H. Shoemaker Center, include the creation of a 360-degree seating bowl, new HD scoreboard, ribbon boards, sound system, an LED lighting system which will allow for enhanced gameday presentation, new restroom and concession facilities, a new upper-level concourse with its own fan amenities, expanded food and beverage options and a new main entrance and plaza with centralized ticketing and guest services. The renovated arena also will feature upgraded locker room spaces, expanded premium seating options, including a courtside club, arena club and concourse club as well as enclosed suites, loge seating, a new Bearcats Lounge and super suites.

"We are inspired by the passionate engagement from the Board of Trustees, campus leadership and key constituents who are making a bold commitment to our athletic program and the campus community," UC Director of Athletics Mike Bohn said.

Those interested in making a gift to the construction of the arena should contact the UCATS office at 513-556-0735.

ARENA WEBSITE: OURHOUSE2018.COM

The University of Cincinnati Department of Athletics launched a website for the Fifth Third Arena Renovation titled **OurHouse2018.com**. The website, created in conjunction with the University's Office of Creative Services, was developed to provide Bearcats' fans current and up-to-date information on the arena construction project which is already underway.

OurHouse2018.com features an updated fly-through of the arena renovations, new renderings and information for those interested in purchasing tickets, premium seating or making a donation to the \$87-million privately-funded project.

Monthly video updates on the renovations are available at GoBearcats.com.

BEARCATS PLAYING GAMES AT BB&T ARENA IN 2017-18

Cincinnati men's basketball is playing its 2017-18 home schedule at BB&T Arena in Highland Heights, Kentucky. The facility is home to Northern Kentucky University athletics.

"We are excited for the opportunity to play in one of the newest facilities in the area," UC Director of Athletics Mike Bohn said. "This was a long, thorough and engaging process with numerous stakeholders throughout our region. Hamilton County officials were all in for the right reasons and a key part of our discussions. The tri-state area is unique because of its regionality which encompasses a large swath of our fan base. All of those factors helped us make the right decision for our department and University while being fiscally responsible and providing an outstanding experience for our student-athletes, fans, students, donors and supporters."

BB&T Arena was built in 2008 and provides the Bearcats a state-of-the-art facility a short drive from UC's campus. The 9,400-seat multipurpose arena is located seven miles from downtown Cincinnati and features 12 luxury suites, a pair of party suites and 8,000 parking spaces within a five-minute walk to the arena. A four-sided video board, statistics boards and ribbon boards will keep fans up-to-date on what is going on in-game.



AWARDS

- » 2014 American Athletic Conference Coach of the Year
- » 2014 NABC District 25 Coach of the Year
- » 2014 Finalist for USBWA Henry Iba Award
- » 2006 Ohio Valley Conference Coach of the Year

NOTES & ACCOMPLISHMENTS

- » One of only six coaches to take his team to the NCAA Tournament in each of the last seven years, joining Mark Few (Gonzaga), Tom Izzo (Michigan State), Mike Krzyzewski (Duke), Bill Self (Kansas) and Roy Williams (North Carolina).
- » Leads the nation in Division I wins (306) among active coaches age 46 or younger and ranks second in the same statistic among coaches under the age of 50 entering the 2017-18 campaign.
- » Cincinnati has ranked among the nation's top 25 defenses each of the last five seasons in scoring defense, field-goal percentage defense and blocks per game.
- » The Bearcats claimed the 2014 American Athletic Conference regular-season crown.
- » Murray State won the 2004 Ohio Valley Tournament crown and the 2006 OVC regular-season and tournament title.
- » Cronin has directed nine teams to the NCAA Tournament as a head coach and advanced 14 teams to the Big Dance as a head coach or assistant.

CINCINNATI HEAD COACH MICK CRONIN

Mick Cronin's tenure as head basketball coach at the University of Cincinnati has seen the rebirth of the Bearcats, rising from a program that featured only one returning scholarship player when he arrived in 2006-07 to one that posted 30 wins in 2016-17, made its seventh consecutive NCAA Tournament appearance last season and awaits the reopening of a renovated, state-of-the-art, Fifth Third Arena for the 2018-19 campaign.

Cronin is one of six coaches in the nation to take his team to the NCAA Tournament each of the past seven seasons, along with Mark Few (Gonzaga), Tom Izzo (Michigan State), Mike Krzyzewski (Duke), Bill Self (Kansas) and Roy Williams (North Carolina).

The Cincinnati native and UC alumnus leads the nation in Division I wins (309) and total NCAA Tournament appearances (nine) among active coaches his age (46-years old) and ranks second in Division I wins among active coaches under the age of 50.

Built on toughness, tenacious defense and continuous all-out effort, Cronin's Bearcats rank as one of two programs (along with Virginia) to be listed among the nation's top 25 in scoring defense each of the past five seasons. You can also find Cincinnati's name listed among the top 25 teams in field-goal percentage defense and blocks per game every year since 2012-13.

Cronin guided Cincinnati to a share of the 2014 American Athletic Conference regular-season crown while earning the league's coach of the year honor. At Murray State from 2004-2006, Cronin guided the Racers two Ohio Valley Conference tournament titles and one regular-season crown while receiving OVC Coach of the Year distinction in 2006.

Along with his three seasons in Murray, Cronin has compiled a 309-159 career record in 14 years as a college head coach, including a 240-135 mark at Cincinnati.

Cincinnati's 2017-18 squad features the return of its top three scorers – Jacob Evans, Kyle Washington and Gary Clark – along with six other lettermen and six newcomers.

Cronin's rebuilding job began immediately when his first squad featured only one returning starter for the 2006-07 campaign. He tirelessly went to work setting the culture necessary to building long-term success while competing within arguably the sport's toughest league ever organized – the old BIG EAST Conference.

Despite the surroundings, Cincinnati began the retooling process, becoming the only program from a major conference to improve its win total every season from 2007 to 2011, building from 11 wins in 2007 to 26 victories and a return to the NCAA Tournament in 2011.

Now a fixture at the Big Dance, Cincinnati can include itself among an elite list of eight programs appearing in seven consecutive NCAA Tournaments, along with Duke, Gonzaga, Kansas, Michigan State, North Carolina, VCU and Wisconsin.

SEVEN CONSECUTIVE TRIPS TO THE NCAA TOURNAMENT

2016-17: Cincinnati achieved the second-most wins in program history (30-6), advanced to the second round of the NCAA Tournament, and tied the school record for league victories (16-2) while finishing second in the American Athletic Conference. The Bearcats also posted an 18-0 home record, the fourth undefeated season at Fifth Third Arena and was ranked in the national polls for 15 weeks during the season, a Cronin-era record high. The UC head coach also achieved a milestone, registering his 300th career victory against Tulsa on Feb. 18.

2015-16: Cincinnati won 11 of its final 15 games of the regular season, including a 61-54 win over then-No. 24 SMU, to register its sixth consecutive NCAA Tournament appearance. Junior Troy Caupain received First Team American Athletic Conference accolades while sophomore Gary Clark was named the league's defensive player of the year and second-team all-conference honoree. The Bearcats finished 22-11 overall and tied for third in the league with a 12-6 mark.

2014-15: A young, inexperienced group of newcomers and role players overcame the loss of its head coach due to health reasons and banded together to register a 23-11 mark and achieve the program's first second-round NCAA Tournament appearance since 2012. UC finished third in the conference but swept league-winner SMU and registered a victory at second-place Tulsa (in the only meeting between the schools) to secure the school's fifth consecutive NCAA Tournament invite. The Bearcats outlasted Purdue 66-65 in overtime in the first round of the NCAA Tournament before falling to previously unbeaten Kentucky, 64-51.

2013-14: Cincinnati won a share of the inaugural American Athletic Conference regular-season crown, the program's first conference title since 2003-04, behind the efforts of AP All-American Sean Kilpatrick and league defensive player of the year Justin Jackson. Kilpatrick led The American with 20.6 points per game and Cronin was named The American's Coach of the Year in leading UC to a 27-7 record – its most wins since 2001-02. The Bearcats strung together 15 consecutive wins, including their first 11 league games. UC was listed among the top 15 teams in the AP poll during each of the last eight weeks of the regular season, climbing as high as seventh.

2012-13: Senior Cashmere Wright fought through nagging injuries and, along with fellow senior JaQuon Parker and junior Sean Kilpatrick, helped lead the Bearcats to a 22-12 overall record and third consecutive NCAA Tournament appearance. Wright finished his career as UC's all-time steals leader (198) and Cronin claimed his 200th career coaching win. The Bearcats ranked sixth nationally with 6.1 blocks per game.

2011-12: Cincinnati advanced to the NCAA Sweet 16, registered 26 wins for the second consecutive season and defeated a school-record eight nationally ranked teams, including No. 2 Syracuse in the semifinals of the BIG EAST Championship. The Bearcats posted a school-record 12 wins in the BIG EAST en route to tying for fourth place in the league standings and finishing as runners up in the league tournament. Yancy Gates capped off his career as one of only six players in program history to compile more than 1,400 points and 900 rebounds. The Bearcats outlasted Texas and Florida State before falling to Ohio State in the NCAA Tournament.

2010-11: Cincinnati won its first 15 games of the season and closed strong with five victories in its last six regular-season contests to secure its first NCAA Tournament appearance since 2005. Yancy Gates led the Bearcats with 11.9 points and 6.9 rebounds and Sean Kilpatrick was named to the BIG EAST All-Rookie team. UC defeated Missouri 78-63 before falling to eventual national champion UConn 69-58 in the second round of the NCAA Tournament. The Bearcats finished 26-9 overall.

PRIOR TO CINCINNATI

Success seems to follow Cronin, who came to Cincinnati after serving three years as head coach at Murray State (2004-06). As mentor of the Racers, Cronin compiled a 69-24 overall record while earning a pair of NCAA tournament berths.

In his debut season as head coach, Cronin directed Murray State to a school-best 28-6 record, the Ohio Valley Conference Tournament championship and an NCAA Tournament appearance. His 28 wins were the sixth most in NCAA history for a first-year head coach at the time. He earned OVC Coach of the Year honors two seasons later, guiding Murray State to another OVC regular-season title, league tournament crown and NCAA Tournament appearance with a 24-6 mark in 2005-06.

Prior to Murray State, Cronin built a sterling reputation for his ability to evaluate and recruit top talent. In his stint at UC as an assistant coach for Bob Huggins from 1997-2001, Cronin recruited several top players, including NBA Draft selections Steve Logan (Golden State); DerMarr Johnson (Atlanta); Pete Mickeal (Dallas); Kenny Satterfield (Dallas); and Jason Maxiell (Detroit).

Following the 2000-01 season, Cronin became the associate head coach and recruiting coordinator at Louisville, under Rick Pitino. In his first year, Cronin helped attract a top-10 ranked recruiting class.

COMMUNITY INVOLVEMENT

Cronin's passion for success on the court also carries over to the local community where he is committed to making a difference. He currently serves as a board member on both the American Cancer Society and the ACS's Coaches vs. Cancer of Southwest Ohio chapter.

He also assists with a major fundraising event - Soul of the City Soiree - for Our Daily Bread that has generated more than \$100,000 each of the past four years to assist the soup kitchen and community center in Cincinnati.

Cronin also annually speaks with the Young Executive Group of the Catholic Inner-City Schools Education (CISE) Fund. The group raises money from area corporations to help give children from low income urban settings the opportunity to attend Catholic schools.

During the 2013-14 season, Cronin also wrote a column in the Cincinnati Enquirer highlighting the dangers of texting while driving as part of the AT&T sponsored "It Can Wait" campaign. He spotlighted the campaign again during an on-campus awareness event in October 2014.

PATH TO COACHING

Cronin has long held great pride in the Queen City, the University of Cincinnati and the sport of basketball. As a child growing up on the west side of town, he used to follow his father Harold "Hep" Cronin -- a highly successful local high school coach with more than 400 career wins -- around the gyms of Cincinnati. A product of LaSalle High School, Cronin had his playing career end sooner than expected due to a knee injury in high school.

That didn't stop his desire to find his place in basketball. While completing his undergraduate degree at UC, Cronin served as assistant varsity coach and head junior varsity coach at Woodward High School. He helped develop six players who went on to play Division I college basketball, including former Bearcat Damon Flint, who ranks among the top 25 scorers in program history.

Cronin made the jump from high school to college coaching during the 1996-97 season joining Huggins as video coordinator at UC. A year later, Cronin was elevated to an assistant coach for the Bearcats, setting the stage for his long tenure in college basketball.

Cronin resides in Cincinnati with his 11-year old daughter, Samantha.



CRONIN'S YEARLY COACHING RECORD				
SEASON	SCHOOL (CONF.)	POSITION	RECORD/CONF.	POSTSEASON (RECORD)
1996-97	Cincinnati (C-USA)	Video Coordinator		
1997-98	Cincinnati (C-USA)	Asst. Coach	27-6/14-2	NCAA Second Round (1-1)
1998-99	Cincinnati (C-USA)	Asst. Coach	27-6/12-4	NCAA Second Round (1-1)
1999-00	Cincinnati (C-USA)	Asst. Coach	29-4/16-0	NCAA Second Round (1-1)
2000-01	Cincinnati (C-USA)	Asst. Coach	25-10/11-5	NCAA Regional Semifinals (2-1)
2001-02	Louisville (C-USA)	Assoc. Head Coach	19-13/8-8	NIT (1-1)
2002-03	Louisville (C-USA)	Assoc. Head Coach	25-7/11-5	NCAA Second Round (1-1)
2003-04	Murray State (OVC)	Head Coach	28-6/14-2	NCAA First Round (0-1)
2004-05	Murray State (OVC)	Head Coach	17-11/11-5	---
2005-06	Murray State (OVC)	Head Coach	24-7/17-3	NCAA First Round (0-1)
Murray State Totals		3 years	69-24/42-10	.742/.808
2006-07	Cincinnati (BIG EAST)	Head Coach	11-19/2-14	---
2007-08	Cincinnati (BIG EAST)	Head Coach	13-19/8-10	College Basketball Invitational (0-1)
2008-09	Cincinnati (BIG EAST)	Head Coach	18-14/8-10	---
2009-10	Cincinnati (BIG EAST)	Head Coach	19-16/7-11	NIT (1-1)
2010-11	Cincinnati (BIG EAST)	Head Coach	26-9/11-7	NCAA Second Round (1-1)
2011-12	Cincinnati (BIG EAST)	Head Coach	26-11/12-6	NCAA Regional Semifinals (2-1)
2012-13	Cincinnati (BIG EAST)	Head Coach	22-12/9-9	NCAA First Round (0-1)
2013-14	Cincinnati (American)	Head Coach	27-7/15-3	NCAA First Round (0-1)
2014-15	Cincinnati (American)	Head Coach	23-11/13-5	NCAA Second Round (1-1)
2015-16	Cincinnati (American)	Head Coach	22-11/12-6	NCAA First Round (0-1)
2016-17	Cincinnati (American)	Head Coach	30-6/16-2	NCAA Second Round (1-1)
2017-18	Cincinnati (American)	Head Coach	3-0/0-0	
Cincinnati Totals		12th season	240-135/113-83	.640/.577
Head Coaching Totals		15th season	309-159/155-93	.660/.625

CRONIN'S RECORD AGAINST ALL OPPONENTS

SCHOOL	W-L	SCHOOL	W-L	SCHOOL	W-L
Alabama	1-0	Kansas State	1-0	Southern Illinois	1-2
Alabama State	1-0	Kennesaw State	1-0	SE Louisiana	1-0
Albany	1-0	Kentucky	0-1	Southern Miss	1-0
Appalachian State	1-0	Lipscomb	2-0	South Carolina Upstate	1-0
Arkansas-Little Rock	1-0	Louisiana	0-0	South Dakota	1-0
Arkansas-Pine Bluff	3-0	Louisville	5-7	South Dakota State	0-0
Arkansas Tech	1-0	Marquette	3-4	St. Francis (Pa.)	2-0
Austin Peay	4-1	Marshall	2-1	St. John's	5-6
Belmont	0-1	Maryland	1-0	Saint Joseph's	0-0
Bowling Green	2-1	Maryland Eastern Shore	1-0	St. Mary's (Calif.)	0-1
Bradley	0-1	Memphis	5-5	Stony Brook	1-0
Brown	1-0	Miami (Ohio)	5-0	Syracuse	2-6
Buffalo	0-0	Middle Tennessee	2-0	Texas	1-0
Butler	0-2	Mississippi State	1-0	TCU	1-0
Cal-State Bakersfield	1-0	Mississippi Valley State	1-0	Temple	6-3
Cal-Davis	1-0	Missouri	1-1	Tennessee	0-1
Campbell	2-0	Morehead State	8-0	Tennessee State	5-1
Campbellsville	1-0	Morgan State	1-0	Tennessee Tech	3-2
Central Michigan	1-0	Mount St. Mary's	1-0	Tennessee-Martin	9-0
Charleston Southern	1-0	Nebraska	2-1	Texas A&M-CC	1-1
Chicago State	3-0	New Mexico	0-2	Texas-San Antonio	2-0
Cincinnati	0-1	Norfolk State	1-0	Texas Southern	3-0
Cleveland State	0-0	North Carolina	0-1	Toledo	2-0
Coastal Carolina	2-0	North Carolina A&T	1-0	Tulane	4-1
Coppin State	1-0	North Carolina Central	2-0	Tulsa	4-1
Creighton	0-1	NC State	3-1	UAB	1-4
Dayton	1-1	Northwestern State	1-0	UCF	6-1
Delaware State	2-0	Notre Dame	3-7	UCLA	0-1
DePaul	6-3	Oakland	1-0	UConn	10-13
East Carolina	4-1	Ohio	0-1	UMass Lowell	1-0
Eastern Illinois	6-1	Ohio State	0-2	UNLV	1-0
Eastern Kentucky	6-1	Oklahoma	2-0	USC Upstate	2-0
Fairfield	1-0	Ole Miss	0-1	USF	12-4
Fairleigh Dickinson	1-0	Oregon	1-0	Utah Valley	1-0
Florida	0-0	Penn State	1-0	Vanderbilt	1-0
Florida A&M	1-0	Pittsburgh	4-8	Villanova	4-4
Florida State	1-1	Prairie View A&M	1-0	VCU	1-1
Georgetown	6-6	Presbyterian	0-1	Wagner	2-0
Georgetown College	1-0	Providence	4-5	Weber State	1-0
George Washington	1-0	Purdue	1-0	West Florida	1-0
Georgia	1-0	Radford	1-0	West Virginia	3-5
Georgia Southern	1-0	Rhode Island	0-1	Western Carolina	3-0
Gonzaga	0-1	Rice	2-0	Western Illinois	1-0
Harvard	0-1	Richmond	0-0	Western Kentucky	1-1
High Point	1-0	Robert Morris	1-0	Winthrop	1-0
Houston	7-1	Rutgers	8-4	Wichita State	0-0
Howard	1-0	Saint Joseph's	0-1	Wofford	0-1
Illinois	0-1	Samford	3-3	Wright State	3-0
Illinois-Chicago	1-0	San Diego State	1-0	Wyoming	0-0
Illinois State	0-1	Savannah State	2-0	Xavier	4-7
Iowa	0-0	Seton Hall	4-3		
Iowa State	2-1	SIU-Edwardsville	2-0		
IPFW	1-0	SMU	5-4		
Jacksonville State	6-0	SE Missouri State	5-2		

Possible 2017-18 opponents
in boldface

CINCINNATI'S DEFENSIVE NUMBERS UNDER CRONIN														
CINCINNATI'S DEFENSIVE STATISTICS DURING THE MICK CRONIN ERA (12TH SEASON; 2007-PRESENT)														
YEAR	UC RECORD	OPP FGM-FGA	OPP FG%	OPP 3FGM-3FGA	OPP 3FG%	OPP PPG	GAMES ALLOWED <70 PTS	GAMES ALLOWED <60 PTS	GAMES ALLOWED <50 PTS	GAMES ALLOWED <40% FG	GAMES ALLOWED <35% FG	FORCED TURNOVERS	UC BLOCKS	UC STEALS
2006-07	11-19	685-1539	.445	231-612	.377	67.7	14	8	2	8	4	451	58	230
2007-08	13-19	717-1669	.430	209-621	.337	67.8	18	7	2	8	3	380	73	169
2008-09	18-14	752-1802	.417	186-581	.320	66.3	19	10	3	13	7	406	103	183
2009-10	19-16	807-1954	.413	230-676	.340	66.5	23	12	1	13	5	423	107	199
2010-11	26-9	735-1790	.411	171-529	.323	(9th) 59.6	30	18	7	17	7	492	129	258
2011-12	26-11	849-2063	.412	207-641	.323	(40th) 61.5	29	15	4	16	7	518	(44th) 170	(43rd) 298
2012-13	22-12	716-1851	(14th) .387	171-562	(34th) .304	(22nd) 59.0	30	18	3	16	9	452	(7th) 208	240
2013-14	27-7	690-1745	(19th) .395	182-568	.320	(4th) 58.4	31	19	6	19	8	485	(20th) 188	(24th) 268
2014-15	23-11	700-1804	(15th) .388	192-601	.319	(6th) 55.8	33	22	7	21	11	409	(11th) 185	222
2015-16	22-11	750-1907	(13th) .393	240-672	.357	(12th) 63.3	24	15	2	20	7	450	(9th) 192	(34th) 257
2016-17	30-6	767-1975	(9th) .388	264-765	.345	(8th) 61.3	26	17	3	19	10	476	(16th) 178	(32nd) 260
2017-18	3-0	63-190	.332	22-79	.278	60.7	2	2	0	3	2	50	16	25

National ranking in parentheses; Cronin-era bests in **boldface**

THE POLLS

ASSOCIATED PRESS POLL (NOV. 13)

Rk.	Team (First Place Votes)
1	Duke (34)
2	Michigan State (13)
3	Arizona (16)
4	Kansas (2)
5	Villanova
6	Wichita State
7	Kentucky
8	Florida
9	North Carolina
10	USC
11	Miami
12	Cincinnati
13	Notre Dame
14	Minnesota
15	Xavier
16	Texas A&M
17	Gonzaga
18	Louisville
19	Purdue
20	Northwestern
21	Saint Mary's
22	Seton Hall
23	UCLA
24	West Virginia
25	Baylor

OTHERS RECEIVING VOTES:

Alabama 98, Rhode Island 55, Virginia 45, TCU 43, Providence 36, Missouri 32, Virginia Tech 17, Wisconsin 9, Texas 7, Michigan 7, Texas Tech 6, Butler 6, Oklahoma 5, Arkansas 4, Mt. St. Mary's 4, SMU 4, Middle Tennessee 3, Nevada 2, Oakland 2, Dayton 2, Maryland 2, Harvard 1, Oregon 1, South Carolina 1.

USA TODAY COACHES POLL (PRESEASON)

Rk.	Team (First Place Votes)
1	Duke (20)
2	Michigan State (9)
3	Kansas
4	Kentucky
5	Arizona
6	Villanova
7	Florida (1)
8	Wichita State
9	North Carolina
10	West Virginia
11	USC
12	Miami
13	Cincinnati
14	Notre Dame
15	Minnesota
16	Louisville
17	Xavier
18	UCLA
19	Gonzaga
20	Northwestern
21	Purdue
22	Saint Mary's
23	Seton Hall
24	Baylor
25	Alabama

OTHERS RECEIVING VOTES:

Texas A&M 76, Virginia 57, Butler 43, Missouri 35, TCU 32, Rhode Island 31, Wisconsin 21, Providence 21, Maryland 20, Oklahoma 19, Oakland 19, Texas 13, Michigan 13, Virginia Tech 12, Oregon 12, SMU 6, Creighton 6, Georgia Tech 3, Georgia 3, Harvard 2, Arkansas 2, Florida State 1, Nevada 1, South Carolina 1.

CINCINNATI'S WEEKLY RANKINGS

Associated Press	Week	USA Today
12	Preseason	13
12	Nov. 13	No Poll

2017-18 AMERICAN ATHLETIC CONFERENCE

2017-18 AMERICAN CONFERENCE STANDINGS (THRU 11/16)

Team	AAC	Pct.	Overall	Pct.
Cincinnati	0-0	.000	3-0	1.000
SMU	0-0	.000	3-0	1.000
Temple	0-0	.000	2-0	1.000
Tulane	0-0	.000	2-0	1.000
UCF	0-0	.000	2-0	1.000
UConn	0-0	.000	2-0	1.000
Wichita State	0-0	.000	2-0	1.000
Houston	0-0	.000	1-0	1.000
Tulsa	0-0	.000	2-1	.667
USF	0-0	.000	2-1	.667
ECU	0-0	.000	1-1	.500
Memphis	0-0	.000	1-1	.500

2017-18 COMPOSITE SCHEDULE

Saturday, Nov. 18

William & Mary at UCF	2 p.m.	ESPN3
Houston vs. Liberty/Mercer	3:30/5:30 p.m.	FloHoops
Arkansas-Pine Bluff at SMU	8 p.m.	ESPN3

Sunday, Nov. 19

Boston University at UConn	6 p.m.	SNY/ESPN3
USF at Indiana	6 p.m.	BTN
Temple vs. TBD	TBA	E2/EU/E3
Tulane vs. Fordham	TBA	
Tulsa vs. TBD	TBA	E2/EU/E3

Monday, Nov. 20

Wichita State vs. California	5 p.m.	ESPN2
Cleveland State at ECU	7 p.m.	ESPN3
Cincinnati vs. Buffalo	7:30 p.m.	FloHoops
Houston vs. TBD	TBA	

Tuesday, Nov. 21

Wichita State vs. Marquette/VCU	1:30/4 p.m.	ESPN/ESPN2
New Orleans at Memphis	8 p.m.	ESPN3
Cincinnati vs. Richmond/UAB	5/7:30 p.m.	FloHoops

Wednesday, Nov. 22

Cincinnati vs. TBD	TBA	FloHoops
Howard at USF9	7 p.m.	ESPN3
Tulane vs. Miami (Ohio)	8 p.m.	ESPN3
SMU vs. Northern Iowa	9:30 p.m.	TBA
Wichita State vs. TBD	TBA	ESPN2/ESPNU

Thursday, Nov. 23

SMU vs. NC State/Arizona	3/9:30 p.m.	TBA
UCF vs. Nebraska	6 p.m.	ESPN3
UConn vs. Oregon	9 p.m.	ESPNU

Friday, Nov. 24

ECU at Rutgers	1 p.m.	BTN Plus
UCF vs. West Virginia/Marist	5/7:30 p.m.	ESPN2/3
UConn vs. DePaul/Michigan State	9:30 p.m./12 a.m.	ESPN/U
Arkansas State at USF	TBA	
SMU vs. TBD	TBA	

Saturday, Nov. 25

Incarnate Word at Houston	8 p.m.	
Northern Kentucky at Memphis	TBA	ESPN3
Central Arkansas at Tulsa	TBA	

Sunday, Nov. 26

Tulane at Georgia State	12 p.m.	
North Carolina A&T at ECU	4 p.m.	ESPN3
Temple at La Salle	5 p.m.	NBCSN
UCF vs. TBD	TBA	ESPN2/EU/E3
UConn vs. TBD	TBA	ESPN/E2/EU

CINCINNATI IN THE AMERICAN 2017-18 TEAM STATISTICS (THRU 11/16)

CATEGORY	[*NATIONAL] LEAGUE RANK (STAT)
Scoring	1st (102.0)
Scoring Defense	4th (60.7)
Scoring Margin	1st (+41.3)
Free Throw Pct.	11th (.638)
Field Goal Pct.	5th (.498)
Field Goal Pct. Defense	4th (.332)
3-Pt Field Goal Pct.	6th (.382)
3-Pt Field Goal Pct. Defense	4th (.278)
Rebounding Offense	1st (54.3)
Rebounding Defense	2nd (29.0)
Rebounding Margin	1st (+25.3)
Blocked Shots	5th (5.3)
Assists	1st (23.7)
Steals	1st (8.3)
Turnover Margin	2nd (+3.33)
Assist-to-Turnover Ratio	1st (1.8)
Offensive Rebounds	1st (18.3)
Defensive Rebounds	2nd (36.0)
3-Pt Field Goals Made	1st (11.3)

INDIVIDUAL STATISTICS

PLAYER [*NATIONAL] LEAGUE RANK (STAT)

Scoring	
Jarron Cumberland	12th (16.3)
Jacob Evans	25th (13.0)
Cane Broome	T-28th (12.0)

Rebounding

Gary Clark	11th (7.3)
Jarron Cumberland	T-16th (6.0)

Field Goal Shooting Percentage

Gary Clark	T-15th (.545)
------------------	---------------

Assists

Jacob Evans	T-7th (5.0)
Trevon Scott	12th (4.0)

Free Throw Percentage

Trevon Scott	T-15th (.857)
--------------------	---------------

Steals

Gary Clark	T-15th (1.3)
Cane Broome	T-15th (1.3)
Trevon Scott	T-15th (1.3)

Three-Pointer Field Goal Percentage

Cane Broome	8th (.538)
Jarron Cumberland	T-13th (.429)
Jacob Evans	T-13th (.429)

Three-Pointers Made

Jarron Cumberland	[T-37th] T-4th (3.0)
Cane Broome	11th (2.3)
Jacob Evans	T-12th (2.0)

Blocked Shots

Jacob Evans	T-12th (1.3)
Kyle Washington	T-12th (1.3)

Assist-Turnover Ratio

Jarron Cumberland	8th (3.3)
Trevon Scott	T-9th (3.0)

Offensive Rebounds

Gary Clark	3rd (3.3)
Nysier Brooks	T-10th (2.0)
Jacob Evans	T-10th (2.0)

Defensive Rebounds

Kyle Washington	T-14th (5.0)
-----------------------	--------------

Minutes Played

n/a

*National rankings (through 11/16/17) are in brackets

CINCINNATI'S RECORD WHEN

	06-07	07-08	08-09	09-10	10-11	11-12	12-13	13-14	14-15	15-16	16-17	17-18	TOTAL
Home games	10-8	10-7	13-5	13-5	15-3	14-4	13-5	18-1	15-3	14-3	18-0	3-0	154-44
Away games	0-9	3-11	4-7	2-9	7-4	7-5	5-5	7-3	6-5	6-6	9-3	0-0	56-67
Neutral site games	1-2	0-1	1-2	4-2	4-2	5-2	4-2	2-3	2-3	2-2	3-3	0-0	28-24
Conference games	2-14	8-10	8-10	7-11	11-7	12-6	9-9	15-3	13-5	12-6	16-2	0-0	112-83
vs. Top 25 teams	0-4	2-5	1-7	3-6	3-7	8-4	2-8	4-2	2-1	1-3	2-5	0-0	28-52
Overtime games	2-0	1-1	2-1	0-3	1-0	1-2	2-1	0-0	2-1	0-3	2-0	0-0	13-12
Lead at halftime	6-1	10-3	11-3	13-4	25-0	18-3	15-3	23-1	17-3	19-5	24-2	3-0	283-28
Trail at halftime	4-17	3-15	6-11	4-11	0-9	7-8	7-9	1-6	5-8	1-6	5-2	0-0	43-102
Tied at halftime	1-1	0-1	1-0	2-1	1-0	1-0	0-0	3-0	1-0	2-0	1-2	0-0	13-5
Lead with 10:00 remaining	10-1	9-1	14-1	13-3	26-0	18-4	19-1	23-1	20-3	22-3	27-1	3-0	258-19
Trail with 10:00 remaining	1-18	1-18	3-13	6-11	0-9	7-7	3-9	3-6	3-8	0-7	3-5	0-0	30-111
Tied with 10:00 remaining	0-0	3-0	1-0	0-2	0-0	1-0	0-2	1-0	0-0	0-1	0-0	0-0	6-5
Lead with 5:00 remaining	9-3	11-1	17-1	18-2	25-0	19-4	19-2	26-0	24-1	19-4	28-0	3-0	218-18
Trail with 5:00 remaining	0-16	2-17	1-13	0-13	0-9	5-7	2-9	1-7	0-8	1-6	2-6	0-0	14-111
Tied with 5:00 remaining	2-0	0-1	0-0	1-1	1-0	2-0	1-1	0-0	0-2	1-1	0-0	0-0	8-6
Lead with 2:00 remaining	10-2	11-1	16-0	18-2	25-1	23-2	19-2	25-1	23-1	19-3	27-0	3-0	220-15
Trail with 2:00 remaining	0-17	1-17	2-14	1-14	0-8	3-9	1-10	2-6	1-9	2-7	3-5	0-0	16-116
Tied with 2:00 remaining	1-0	1-1	0-0	0-0	1-0	0-0	2-0	0-0	0-1	0-1	0-1	0-0	5-4
Shoot better from the field	8-2	8-3	13-1	15-4	22-0	16-2	15-1	21-0	21-3	16-5	24-0	3-0	182-21
Shoot worse from the field	3-17	5-16	5-13	4-12	4-9	8-9	4-11	6-7	2-8	6-6	6-6	0-0	53-114
Shoot 50% or better	0-2	0-0	4-1	8-1	7-0	6-0	4-0	3-0	9-1	4-2	14-0	2-0	61-7
Shoot below 50%	11-17	13-19	14-13	11-15	16-8	20-11	18-12	24-7	14-9	16-9	16-6	1-0	174-126
Opp. shoots 50% or better	1-9	0-6	0-6	0-2	2-4	1-2	0-1	1-3	0-2	2-3	2-2	0-0	9-40
Opp. shoots below 50%	10-10	13-13	18-8	19-14	22-5	24-9	22-11	25-4	22-9	19-7	28-4	3-0	225-94
Opp. shoots below 40%	7-1	6-1	9-3	10-3	17-0	15-1	16-1	17-1	16-5	17-2	19-1	3-0	152-19
Make 7 or fewer 3-pointers	10-12	8-12	7-11	13-12	21-6	12-9	12-9	22-7	20-11	9-5	18-4	0-0	151-98
Make 8 or more 3-pointers	1-7	5-7	11-3	6-4	6-4	14-2	10-3	5-0	3-0	13-6	12-2	3-0	89-38
Shoot more FTs than opp.	7-3	6-3	12-1	11-2	22-2	16-4	16-3	20-2	20-6	14-3	19-2	3-0	166-31
Out-rebound the opponent	9-5	10-11	13-4	17-8	24-3	10-4	17-8	19-4	18-8	18-7	24-3	3-0	191-65
Opponent out-rebounds UC	2-14	3-7	2-9	2-8	2-5	13-6	3-4	8-2	3-3	3-2	6-3	0-0	47-63
Same number of rebounds	0-0	0-1	3-1	0-0	0-1	3-1	2-0	0-1	1-1	1-2	0-0	0-0	10-8
Commit fewer turnovers	7-11	4-5	9-3	7-6	16-6	22-5	14-4	16-4	13-3	17-2	25-3	2-0	152-52
Commit the same or more TOs	4-8	9-14	9-11	12-10	9-2	4-3	8-7	11-3	10-8	3-10	4-1	1-0	84-75
Commit 12 or fewer turnovers	7-9	4-7	5-4	5-5	10-5	17-7	8-8	20-4	13-5	14-6	22-5	1-0	126-65
Outscore opponents' bench	6-8	8-6	15-9	19-11	24-7	13-3	11-6	17-1	14-7	15-6	19-3	3-0	164-67
1-3 point games	1-4	5-5	2-0	4-5	2-1	5-4	2-3	4-2	1-4	2-6	4-0	0-0	42-34
4-5 point games	0-1	2-1	2-1	3-2	0-2	6-0	2-2	4-1	2-1	4-1	0-2	0-0	25-14
6-10 point games	5-2	2-6	5-6	4-4	7-2	5-3	7-4	2-2	8-1	3-3	7-2	0-0	55-35
11-19 point games	4-10	3-5	4-4	4-4	8-5	4-2	6-2	9-1	7-4	6-1	8-2	0-0	63-40
20-plus point games	1-2	1-2	5-3	4-1	9-1	7-1	5-1	8-1	5-1	7-0	11-0	3-0	66-13
Score 59 or fewer points	0-9	3-7	1-6	0-7	3-8	3-7	1-9	2-7	6-11	2-4	4-3	0-0	25-76
Score 60-69 points	6-7	8-7	4-6	9-4	9-1	7-4	9-3	11-0	9-0	8-2	6-2	0-0	85-36
Score 70 or more points	5-3	2-5	13-2	10-5	14-0	16-2	12-0	14-0	8-0	12-5	20-1	3-0	129-23
Hold opp. to 50 or fewer points	3-0	3-0	4-0	1-0	7-0	3-2	4-0	7-0	9-2	4-0	6-0	0-0	51-4
Hold opp. to 51-60 points	3-4	5-1	6-2	9-2	12-1	12-3	12-4	11-3	10-3	12-1	11-2	2-0	106-26
Hold opp. to 61-70 points	3-2	5-5	5-3	7-4	5-5	10-1	4-7	7-3	4-5	3-5	8-0	0-0	61-41
Opp. scores 70-plus points	2-13	0-13	3-9	2-10	2-3	1-5	2-1	2-1	0-1	2-4	5-4	1-0	22-64
November	5-1	4-2	5-1	4-1	5-0	4-2	6-0	6-0	5-1	7-0	5-1	3-0	59-9
December	4-3	1-5	5-2	5-2	9-0	6-1	7-1	5-2	4-2	3-4	6-1	0-0	54-23
January	1-7	5-4	4-4	5-4	4-4	5-4	4-3	9-0	6-2	6-2	8-0	0-0	57-34
February	1-7	3-3	4-3	2-5	4-3	6-2	2-5	4-2	5-4	5-2	6-2	0-0	42-38
March	0-1	0-5	0-4	3-4	4-2	5-2	2-3	3-3	3-2	1-3	5-2	0-0	26-31
Monday	0-0	1-0	3-2	2-2	2-0	2-1	2-2	1-0	0-0	0-0	1-0	1-0	15-7
Tuesday	0-2	1-1	1-2	4-2	3-0	2-0	4-0	6-0	5-1	3-2	1-0	0-0	30-10
Wednesday	4-5	4-5	4-1	7-3	9-1	7-0	3-1	2-0	5-1	2-1	6-0	0-0	53-18
Thursday	0-1	0-2	3-0	1-2	3-1	3-1	1-3	5-1	3-1	3-3	6-0	1-0	29-15
Friday	1-0	1-1	0-1	0-0	1-0	4-1	1-2	2-1	2-1	2-2	3-0	1-0	18-9
Saturday	5-7	6-5	6-5	5-3	8-4	5-7	10-2	8-5	5-6	6-3	8-2	0-0	71-55
Sunday	1-4	0-5	1-3	0-4	0-3	3-1	2-1	2-0	3-1	6-0	5-4	0-0	23-26

BEARCATS STARTING LINEUPS

OPPONENT	UC STARTERS
Bellarmino (EXH.)	Broome, Cumberland, Evans III, Clark, Washington
Embry-Riddle (EXH.)	Broome, Cumberland, Evans III, Clark, Washington
Savannah State	Broome, Cumberland, Evans III, Clark, Washington
Western Carolina	Jenifer, Cumberland, Evans III, Clark, Brooks
Coppin State	Broome, Cumberland, Evans III, Clark, Washington
vs. Buffalo	
vs. Richmond or UAB	
vs. TBA	
Alabama State	
at Xavier	
vs. Florida	
Mississippi State	
at UCLA	
Arkansas-Pine Bluff	
Cleveland State	
Memphis	
at Temple	
SMU	
at USF	
at UCF	
ECU	
Temple	
at Memphis	
Houston	
at UConn	
UCF	
at SMU	
at Houston	
Wichita State	
UConn	
Tulsa	
at Tulane	
at Wichita State	
American Championship	

RECORD BY STARTING LINEUPS

UC STARTERS	RECORD
Broome, Cumberland, Evans III, Clark, Washington	2-0
Jenifer, Cumberland, Evans III, Clark, Brooks	1-0

PLAYERS IN DOUBLE FIGURES

# OF PLAYERS	0	1	2	3	4	5	6	7
TIMES THIS SEASON	0	0	0	0	1	1	1	0

SPECIALTY STATISTICS

OPPONENT	RESULT	IN PAINT	OFF TO	2ND CHANCE	FAST BREAK	BENCH
Savannah State		24	17	2	18	25
at Cincinnati	W, 107-77	54	22	30	14	43
Western Carolina		20	13	3	6	33
at Cincinnati	W, 102-51	40	29	15	8	59
Coppin State		20	5	2	2	16
Cincinnati	W, 97-54	38	16	18	7	40
Buffalo						
vs. Cincinnati						
Richmond/UAB						
vs. Cincinnati						
TBA						
vs. Cincinnati						
Alabama State						
at Cincinnati						
at Xavier						
Cincinnati						
Florida						
vs. Cincinnati						
Mississippi State						
at Cincinnati						
at UCLA						
Cincinnati						
Arkansas-Pine Bluff						
at Cincinnati						
Cleveland State						
at Cincinnati						
Memphis						
at Cincinnati						
at Temple						
Cincinnati						
SMU						
at Cincinnati						
at USF						
Cincinnati						
at UCF						
Cincinnati						
ECU						
at Cincinnati						
Temple						
at Cincinnati						
at Memphis						
Cincinnati						
Houston						
at Cincinnati						
at UConn						
Cincinnati						
UCF						
at Cincinnati						
at SMU						
Cincinnati						
at Houston						
at Cincinnati						
Wichita State						
at Cincinnati						
UConn						
at Cincinnati						
Tulsa						
at Cincinnati						
at Tulane						
Cincinnati						
at Wichita State						
Cincinnati						
TOTALS		IN PAINT	OFF TO	2ND CHANCE	FAST BREAK	BENCH
CINCINNATI		132	67	63	29	142
AVERAGE		44.0	22.3	21.0	9.7	47.3
OPPONENTS		64	35	7	26	74
AVERAGE		21.3	11.7	2.3	8.7	24.6

OVERTIME RECORDS

UC'S OVERALL RECORD	56-55
1 OT Games	47-44
2 OT Games	8-8
3 OT Games	0-1
4 OT Games	0-2
7 OT Games	1-0

RECORDS IN OVERTIME GAMES

Home	27-17	.614
Schmidlapp Gym	3-4	.429
Schmidt Fieldhouse	0-1	.000
Music Hall	0-1	.000
Armory Fieldhouse	5-4	.556
Cincinnati Gardens	3-2	.600
U.S. Bank Arena	3-1	.750
Fifth Third Arena	14-4	.778
Away	17-30	.362
Neutral	11-8	.579

Current Streak: Won 2

Longest Winning Streak: 5 (Tay Baker - 1966-67)

Longest Losing Streak: 4 (Bob Ruess, 1943 - John Weithe, 1950)

- On Dec. 21, 1981 Cincinnati and Bradley played an NCAA-record 7-overtime game which UC won, 75-73.
- Cincinnati has been involved in two of the five NCAA tournament championship games to go into overtime. The Bearcats defeated Ohio State, 70-65, in 1961, but lost to Loyola (Ill.), 60-58, in 1963.
- In 1966-67, Cincinnati played six overtime games, winning five.

UC COACHES IN OVERTIME GAMES

COACH (YEARS)	NO.	RECORD	PCT.
Bob Huggins (1989-2005)	25	14-11	.560
Mick Cronin (2006-pres.)	25	13-12	.520
Tay Baker (1965-72)	9	7-2	.778
Ed Jucker (1960-65)	9	4-5	.444
Ed Badger (1978-83)	8	3-5	.375
Tony Yates (1983-89)	7	2-5	.286
John Wiethe (1946-52)	5	1-4	.200
George Smith (1952-60)	4	3-1	.750
Gale Catlett (1972-78)	4	2-2	.500
Frank Rice (1928-32)	4	1-3	.250
Boyd Chambers (1918-28)	3	3-0	1.000
Clark Ballard (1939-42)	2	2-0	1.000
Andy Kennedy (2005-06)	2	1-1	.250
Tay Brown (1933-37)	2	0-2	.000
John Halliday (1932-33)	1	0-1	.000
Bob Ruess (1942-44)	1	0-1	.000
Walter Van Winkle (1937-39)	0	—	—
Ray Farnham (1944-46)	0	—	—

OVERTIME GAMES IN MICK CRONIN ERA

1/20/07	W	UC 96, West Virginia 83	1	SC
2/28/07	W	UC 70, Seton Hall 67	1	SC
2/9/08	W	UC 72, Rutgers 68	1	SC
3/2/08	L	Providence 81, UC 79	1	A
12/20/08	W	UC 85, Eastern Kentucky 77	1	SC
2/7/09	W	UC 64, Georgetown 62	1	SC
3/7/09	L	Seton Hall 67, UC 63	1	SC
11/25/09	L	Gonzaga 61, UC 59	1	N
12/13/09	L	Xavier 83, UC 79	2	A
2/21/10	L	Marquette 79, UC 76	1	SC
2/19/11	W	UC 93, Providence 81	1	A
11/25/11	L	Marshall 73, UC 69	1	SC
1/21/12	L	West Virginia 77, UC 74	1	A
3/8/12	W	UC 72, Georgetown 70	2	N
1/19/13	W	UC 71, Marquette 69	1	SC
2/21/13	L	UConn 73, UC 66	1	A
3/9/13	W	UC 61, USF 53	1	SC
12/13/14	L	Nebraska 56, UC 55	2	A
12/17/14	W	UC 71, San Diego State 62	1	SC
3/19/15	W	UC 66, Purdue 65	1	N
1/16/16	L	Temple 67, UC 65	2	A
2/18/16	L	Tulsa 70, UC 68	1	A
3/11/16	L	UConn 104, UC 97	4	N
12/1/16	W	UC 55, Iowa State 54	1	A
12/22/16	W	UC 93, Marshall 91	1	SC

THE LAST TIME...

TEAM

100 POINTS BY A TEAM

By UC	102 vs. Western Carolina, 11/13/17
By Opponent	104 by UConn (40T), 3/11/16

90-99 POINTS BY A TEAM

By UC	97 vs. Coppin State, 11/16/17
By Opponent	91 by Marshall, 12/22/16

30-PLUS POINT WIN

By UC	43 (97-54) vs. Coppin State, 11/16/17
By Opponent	38 (89-51) vs. Notre Dame, 3/10/11

60 PERCENT SHOOTING BY A TEAM

By UC	.628 vs. Kansas State, 3/17/17
By Opponent	.674 vs. Pittsburgh, 2/14/09

50 PERCENT SHOOTING BY A TEAM

By UC	.508 vs. Coppin State, 11/16/17
By Opponent	.500 by UCLA, 3/19/17

CINCINNATI PLAYED A RANKED OPPONENT

UC Win	86-78 vs. No. 24 Xavier, 1/26/16
UC Loss	67-79 vs. No. 8 UCLA, 3/19/17

SINGLE OVERTIME GAME

UC Win	93-91 (OT) vs. Marshall, 12/22/16
UC Loss	104-97 (4OT) vs. UConn, 3/11/16

DOUBLE OVERTIME GAME

UC Win	72-70 (2OT) vs. Georgetown, 3/8/12
UC Loss	104-97 (4OT) vs. UConn, 3/11/16

TRIPLE OVERTIME GAME

UC Win	75-73 (7OT*) vs. Bradley, 12/21/81
UC Loss	104-97 (4OT) vs. UConn, 3/11/16

* - NCAA record.

INDIVIDUAL

40 POINTS BY A PLAYER

By UC	41, Steve Logan vs. Southern Mississippi, 2/15/02
By Opponent	40, Trevon Bluiett, Xavier, 1/26/17

30 POINTS BY A PLAYER

By UC	37, Troy Caupain vs. UConn, 3/11/16
By Opponent	32, Daniel Hamilton, vs. UConn, 3/11/16

20 REBOUNDS BY A PLAYER

By UC	20, Cedric McGowan vs. DePaul, 1/4/06
By Opponent	four times

15 REBOUNDS BY A PLAYER

By UC	17, Kyle Washington, vs. Penn State, 11/20/16
By Opponent	15, Greg Monroe, vs. Georgetown, 3/6/10

TWO PLAYERS WITH 20 OR MORE POINTS IN SAME GAME

By UC	Gary Clark (25), Jacob Evans (20) vs. UConn, 3/11/17
By Opponent	Daniel Hamilton (32), Jalen Adams (22) vs. UConn, 3/11/16

THREE PLAYERS WITH 10 OR MORE REBOUNDS IN SAME GAME

By UC	Gary Clark (10), Kyle Washington (10) & Troy Caupain (10) at Iowa State, 12/1/16
-------	---

TWO PLAYERS WITH 10 OR MORE REBOUNDS IN SAME GAME

By UC	Troy Caupain (12), Gary Clark (11) vs. Marshall, 12/22/16
By Opponent	Ben Moore (11), Sterling Brown (11) vs. SMU, 1/12/17

10 ASSISTS BY A PLAYER

By UC	10, Troy Caupain, vs. USF, 2/4/16
By Opponent	10, Chris Howard, at USF, 2/14/09

FIVE STEALS BY A PLAYER

By UC	5, Jarron Cumberland, vs. SMU, 3/12/17
By Opponent	5, Antonio Robinson, at East Carolina, 2/1/15

FIVE BLOCKED SHOTS BY A PLAYER

By UC	5, Nysier Brooks vs. East Carolina, 1/15/17
By Opponent	5, Amida Brimah, vs. UConn, 3/11/16

DOUBLE-DOUBLE BY A UC PLAYER

UC Win	Gary Clark (12 pts., 11 rebs.) vs. Savannah State, 11/10/17
UC Loss	Gary Clark (14 pts., 12 rebs.) at Butler, 12/10/16

DOUBLE-DOUBLES BY TWO UC PLAYERS

By UC	Kyle Washington (13 pts, 11 rebs) and Gary Clark (11 pts, 10 rebs) at Iowa State, 12/1/16
-------	---

DOUBLE-DOUBLES BY THREE UC PLAYERS

By UC	Troy Caupain (37 pts, 10 rebs), Octavius Ellis (13 pts, 10 rebs) & Gary Clark (12 pts, 12 rebs) vs. UConn, 3/11/16
-------	--

TRIPLE-DOUBLE BY A UC PLAYER

By UC	Eric Hicks (22 pts., 12 rebs., 10 blks.) vs. Marquette, 1/7/06
-------	---

UC PLAYER LED TEAM IN POINTS, REBOUNDS & ASSISTS

By UC	Sean Kilpatrick (26 pts., 12 rebs., 6 asst.) vs. SMU, 1/1/13
-------	---

A PLAYER WON A GAME IN THE FINAL SECONDS

By UC	Troy Caupain hits 17-foot jumper with 4.4 left at Tulsa as UC wins 57-55, 2/1/17
By Opponent	Roosevelt Jones layup with :00.1 left Butler defeats UC 78-76, 12/2/15

FOUR PLAYERS SCORED IN DOUBLE FIGURES

By UC	Jarron Cumberland (20), Cane Broome (15) Kyle Washington (14), Keith Williams (10) vs. Western Carolina, 11/13/17
-------	---

FIVE PLAYERS SCORED IN DOUBLE FIGURES

By UC	Jarron Cumberland (19), Justin Jenifer (16) Jacob Evans III (12), Kyle Washington (11), Cane Broome (11) vs. Coppin State, 11/16/17
-------	---

SIX PLAYERS SCORED IN DOUBLE FIGURES

By UC	Jacob Evans (19), Cane Broome (17), Justin Jenifer (15) Gary Clark (13), Jarron Cumberland (10), Keith Williams (10) vs. Savannah State, 11/10/17
-------	---

SEVEN PLAYERS SCORED IN DOUBLE FIGURES

By UC	Kevin Johnson (18), Jacob Evans (17), Justin Jenifer (13), Kyle Washington (12), Jarron Cumberland (11) Troy Caupain (10), Tre Scott (10) vs. Fairleigh Dickinson, 12/17/16
-------	--

EIGHT PLAYERS SCORED IN DOUBLE FIGURES

By UC	Farad Cobb (15), Shaq Thomas (14), Kevin Johnson (14), Coreontae DeBerry (12), Justin Jenifer (11), Quadri Moore (10), Jacob Evans (10), Octavius Ellis (10) vs. Robert Morris, 11/15/15
-------	---

CRONIN ERA BESTS

MOST POINTS SCORED

119 (W, 119-68)	vs. Fairleigh Dickinson	12/17/16
107 (W, 107-77)	vs. Savannah State	11/10/17
106 (W, 106-44)	vs. Robert Morris	11/15/15
102 (W, 102-60)	vs. Miss. Valley St.	11/13/12
102 (W, 102-62)	vs. Chicago State	12/23/13
102 (W, 102-51)	vs. Western Carolina	11/13/17

MOST POINTS SCORED (HALF)

65 (W, 119-68)	vs. Fairleigh Dickinson	(1st) 12/17/16
60 (W, 99-50)	vs. Arkansas-Pine Bluff	(2nd) 11/22/15
60 (W, 60-40)	vs. Savannah State	(1st) 11/10/17
59 (W, 96-58)	vs. Texas Southern	(2nd) 12/13/16
59 (W, 97-84)	vs. No. 20 Memphis	(2nd) 3/6/14
59 (W, 102-60)	vs. Miss. Valley St.	(2nd) 11/13/12

HIGHEST FG PERCENTAGE

.647 (44-68)	vs. Fairleigh Dickinson	12/17/16
.647 (33-51)	vs. UCF	2/25/15
.632 (36-57)	vs. Campbell	11/20/13
.628 (27-43)	vs. St. John's	2/11/09
.628 (27-43)	vs. Kansas State	3/17/17
.610 (36-59)	vs. Western Carolina	11/13/15

HIGHEST 3-PT. PERCENTAGE

.643 (9-14)	vs. Temple	1/17/14
.636 (7-11)	vs. Stony Brook	12/2/14
.600 (6-10)	vs. St. John's	2/11/09
.583 (7-12)	at No. 23/23 SMU	2/5/15
.583 (7-12)	at Georgetown	1/27/07
.583 (14-24)	vs. Central Michigan	11/25/06

MOST REBOUNDS

69	vs. Chicago State	12/23/13
65	vs. Savannah State	11/10/17
56	at Temple (2OT)	1/16/16
56	vs. North Carolina A&T	11/18/12
54	vs. UConn (4OT)	3/11/16

MOST ASSISTS

32	vs. Robert Morris	11/15/15
29	vs. Fairleigh Dickinson	12/17/16
27	vs. USF	1/29/17
27	vs. Toledo	11/18/09

MOST BLOCKED SHOTS

12	vs. Wagner	12/23/14
12	vs. Marquette	1/19/13
12	at DePaul	1/15/13
12	vs. North Carolina A&T	11/18/12
10	vs. Samford	11/23/16
10	vs. UConn (4OT)	3/11/16
10	vs. Butler	12/2/15
10	at UConn	1/10/15
10	vs. Memphis	1/4/14
10	vs. Chicago State	12/23/13
10	vs. Wright State	12/22/12
10	vs. UT Martin	11/11/12
10	vs. Chicago State	12/23/11
10	vs. Alabama State	11/13/11
10	vs. Western Illinois	11/22/08

MOST STEALS

23	vs. Ark.-Little Rock	12/6/12
19	vs. Ark.-Pine Bluff	11/22/15
18	vs. Robert Morris	11/15/15
16	vs. Ark.-Pine Bluff	12/21/11

MOST FORCED TURNOVERS

32	vs. Ark.-Little Rock	12/6/12
32	vs. North Carolina State	12/23/06
30	vs. Ark.-Pine Bluff	11/22/15
29	vs. Robert Morris	11/15/15
29	vs. Ark.-Pine Bluff	12/21/11

FEWEST POINTS ALLOWED

34	vs. Dayton	11/27/10
37	vs. Saint Francis (Pa.)	11/14/14
39	vs. Howard	11/10/06
	at West Virginia	1/30/08
	vs. North Carolina A&T	11/18/12

FEWEST POINTS ALLOWED (HALF)

13	vs. Marquette	1/19/13
14	vs. Alabama State	(1st) 11/13/11

LOWEST FG PERCENTAGE ALLOWED

.152 (10-66)	vs. North Carolina A&T	11/18/12
.200 (12-60)	vs. Dayton	11/27/10
.200 (10-50)	at West Virginia	1/30/08

LOWEST 3-PT. FG PERCENTAGE ALLOWED

.000 (0-10)	at No. 24/22 Pittsburgh	12/31/12
.000 (0-4)	vs. Texas Southern	11/18/08
.045 (1-22)	at West Virginia	1/30/08
.063 (1-16)	vs. Providence	3/13/13
.091 (1-11)	vs. USF	2/2/14


BIGGEST WIN

62 (106-44)	vs. Robert Morris	11/15/15
54 (93-39)	vs. North Carolina A&T	11/18/12

BIGGEST COMEBACK

Down 17 (won 96-83 in OT)	vs. West Virginia	1/20/07
Down 16 (won 70-55)	vs. Samford	11/23/16
Down 15 (won 93-91 in OT)	vs. Marshall	12/22/16

CINCINNATI RADIO-TV CHART



1

JACOB EVANS III
G/F • 6-6 • 210 • JR-2L
BATON ROUGE, LA.




2

KEITH WILLIAMS
G • 6-5 • 210 • FR-HS
BROOKLYN, N.Y.



3

JUSTIN JENIFER
G • 5-10 • 175 • JR-2L
BALTIMORE, MD.




5

TREVOR MOORE
G • 6-5 • 200 • FR-HS
HOUSTON, TEXAS




11

GARY CLARK
F • 6-8 • 230 • SR-3L
CLAYTON, N.C.




13

TREVON SCOTT
F • 6-8 • 220 • R-SO-1L
DARIEN, GA.



14

JACKSON BART
F • 6-5 • 215 • R-SO-1L
OKLAHOMA CITY, OKLA.



15

CANE BROOME
G • 6-0 • 165 • JR-TR
EAST HARTFORD, CONN.



20

MAMOUDOU DIARRA
F • 6-9 • 215 • FR-HS
BAMAKO, MALI




22

ELIEL NSOSEME
F/C • 6-9 • 220 • FR-HS
KINSASHA, CONGO




24

KYLE WASHINGTON
F • 6-9 • 230 • SR-1L
CHAMPLIN, MINN.



31

SAM MARTIN
G • 5-10 • 160 • FR-HS
CINCINNATI, OHIO



32

JOHN KOZ
G • 6-1 • 190 • SO-1L
CLEVELAND, OHIO



33

NYSIER BROOKS
C • 6-11 • 250 • SO-1L
PHILADELPHIA, PA.



34

JARRON CUMBERLAND
G • 6-5 • 215 • SO-1L
WILMINGTON, OHIO



MICK CRONIN
HEAD COACH



LARRY DAVIS
ASSOCIATE HEAD COACH



DARREN SAVINO
ASSISTANT COACH



ANTWON JACKSON
ASSISTANT COACH

CINCINNATI PLAYER SEASON & CAREER HIGHS

#1 - JACOB EVANS III

2017-18 SEASON		CAREER
19 vs. Savannah State, 11/10/17	Pts	26 vs. Saint Joseph's, 3/18/16
15 vs. Savannah State, 11/10/17	FG Atts	20 vs. Saint Joseph's, 3/18/16
7 vs. Savannah State, 11/10/17	FG Made	10 vs. Saint Joseph's, 3/18/16
11 vs. Savannah State, 11/10/17	3PT-FG Atts	11 at SMU, 2/12/17
4 vs. Savannah State, 11/10/17	3PT-FG Made	5, 2x (last at SMU, 2/12/17)
6, 2x (last vs. Coppin State, 11/16/17)	FT Atts	10 vs. UConn, 3/11/17
6 vs. Coppin State, 11/16/17	FT Made	8 vs. UConn, 3/11/17
7 vs. Savannah State, 11/10/17	Rebs	9 vs. Saint Joseph's, 3/18/16
6 vs. Western Carolina, 11/13/17	Assts	6, 2x (last vs. UCF, 2/8/17)
2 vs. Savannah State, 11/10/17	Stls	4, 2x (last vs. UCF, 2/8/17)
2 vs. Savannah State, 11/10/17	Blks	3, 4x (last vs. Kansas State, 3/17/17)
29 vs. Savannah State, 11/10/17	Mins	45 vs. Marshall, 12/22/16

#2 - KEITH WILLIAMS

2017-18 SEASON		CAREER
10, 2x (last vs. Western Carolina, 11/13/17)	Pts	10, 2x (last vs. Western Carolina, 11/13/17)
12 vs. Savannah State, 11/10/17	FG Atts	12 vs. Savannah State, 11/10/17
5, 2x (last vs. Western Carolina, 11/13/17)	FG Made	5, 2x (last vs. Western Carolina, 11/13/17)
4 vs. Savannah State, 11/10/17	3PT-FG Atts	4 vs. Savannah State, 11/10/17
0	3PT-FG Made	0
3 vs. Coppin State, 11/16/17	FT Atts	3 vs. Coppin State, 11/16/17
0	FT Made	0
5 vs. Savannah State, 11/10/17	Rebs	5 vs. Savannah State, 11/10/17
2 vs. Coppin State, 11/16/17	Assts	2 vs. Coppin State, 11/16/17
1, 2x (last vs. Coppin State, 11/16/17)	Stls	1, 2x (last vs. Coppin State, 11/16/17)
0	Blks	0
19 vs. Western Carolina, 11/13/17	Mins	19 vs. Western Carolina, 11/13/17

#3 - JUSTIN JENIFER

2017-18 SEASON		CAREER
16 vs. Coppin State, 11/16/17	Pts	16 vs. Coppin State, 11/16/17
12 vs. Savannah State, 11/10/17	FG Atts	12 vs. Savannah State, 11/10/17
6 vs. Savannah State, 11/10/17	FG Made	6, 2x (last vs. Savannah State, 11/10/17)
5, 2x (last vs. Coppin State, 11/16/17)	3PT-FG Atts	5, 3x (last vs. Coppin State, 11/16/17)
4 vs. Coppin State, 11/16/17	3PT-FG Made	4, 2x (last vs. Coppin State, 11/16/17)
5 vs. Savannah State, 11/10/17	FT Atts	6 vs. Robert Morris, 11/15/15
4 vs. Coppin State, 11/16/17	FT Made	6 vs. Robert Morris, 11/15/15
2 vs. Coppin State, 11/16/17	Rebs	5, 2x (last vs. USF, 1/29/17)
5 vs. Savannah State, 11/10/17	Asts	9, 3x (last vs. USF, 1/29/17)
1, 3x (last vs. Western Carolina, 11/13/17)	Stls	3, 2x (last vs. USF, 2/4/16)
0	Blks	0
22 vs. Coppin State, 11/16/17	Mins	28, 2x (last vs. USF, 1/29/17)

#5 - TREVOR MOORE

2017-18 SEASON		CAREER
8 vs. Savannah State, 11/10/17	Pts	8 vs. Savannah State, 11/10/17
5 vs. Savannah State, 11/10/17	FG Atts	5 vs. Savannah State, 11/10/17
3 vs. Savannah State, 11/10/17	FG Made	3 vs. Savannah State, 11/10/17
4 vs. Savannah State, 11/10/17	3PT-FG Atts	4 vs. Savannah State, 11/10/17
2 vs. Savannah State, 11/10/17	3PT-FG Made	2 vs. Savannah State, 11/10/17
4 vs. Coppin State, 11/16/17	FT Atts	4 vs. Coppin State, 11/16/17
2, 2x (last vs. Coppin State, 11/16/17)	FT Made	2, 2x (last vs. Coppin State, 11/16/17)
3 vs. Western Carolina, 11/13/17	Rebs	3 vs. Western Carolina, 11/13/17
1 vs. Western Carolina, 11/13/17	Assts	1 vs. Western Carolina, 11/13/17
2 vs. Coppin State, 11/16/17	Stls	2 vs. Coppin State, 11/16/17
0	Blks	0
14, 2x (last vs. Coppin State, 11/16/17)	Mins	14, 2x (last vs. Coppin State, 11/16/17)

#11 - GARY CLARK

2017-18 SEASON		CAREER
13 vs. Savannah State, 11/10/17	Pts	26 vs. Marshall, 12/22/16
9 vs. Savannah State, 11/10/17	FG Atts	15 vs. Marshall, 12/22/16
5, 2x (last vs. Coppin State, 11/16/17)	FG Made	12 vs. Marshall, 12/22/16
3 vs. Coppin State, 11/16/17	3PT-FG Atts	4, 4x (last at UConn, 3/5/17)
1 vs. Coppin State, 11/16/17	3PT-FG Made	2, 5x (last vs. UConn, 2/4/17)
4, 2x (last vs. Western Carolina, 11/13/17)	FT Atts	16 vs. UConn, 3/11/17
4 vs. Western Carolina, 11/13/17	FT Made	15 vs. UConn, 3/11/17
11 vs. Savannah State, 11/10/17	Rebs	16 vs. East Carolina, 1/6/15
2 vs. Coppin State, 11/16/17	Assts	8 vs. Temple, 1/18/17
2 vs. Western Carolina, 11/13/17	Stls	5 at SMU, 1/7/16
1, 2x (last vs. Western Carolina, 11/13/17)	Blks	4, 7x (last at USF, 2/15/17)
22 vs. Savannah State, 11/10/17	Mins	48 vs. UConn, 3/11/16

#13 - TREVON SCOTT

2017-18 SEASON		CAREER
6, 2x (last vs. Coppin State, 11/16/17)	Pts	11 vs. Texas Southern, 12/13/16
2, 3x (last vs. Coppin State, 11/16/17)	FG Atts	10 vs. Texas Southern, 12/13/16
2, 2x (last vs. Coppin State, 11/16/17)	FG Made	5, 3x (last vs. Fairleigh Dickinson, 12/17/16)
0	3PT-FG Atts	1, 3x (last vs. USF, 1/29/17)
0	3PT-FG Made	1 vs. USF, 1/29/17
3 vs. Western Carolina, 11/13/17	FT Atts	5, 2x (last vs. Marshall, 12/22/16)
2, 3x (last vs. Coppin State, 11/16/17)	FT Made	3 vs. Lipscomb, 11/26/16
6 vs. Western Carolina, 11/13/17	Rebs	10 vs. Tulane, 1/1/17
6 vs. Western Carolina, 11/13/17	Assts	6 vs. Western Carolina, 11/13/17
2 vs. Western Carolina, 11/13/17	Stls	5 vs. USF, 1/29/17
1 vs. Western Carolina, 11/13/17	Blks	5 vs. Lipscomb, 11/26/16
18 vs. Western Carolina, 11/13/17	Mins	29 vs. Lipscomb, 11/26/16

#15 - CANE BROOME

2017-18 SEASON		CAREER
17 vs. Savannah State, 11/12/17	Pts	39 at Fairleigh Dickinson, 2/20/16•
11, 2x (last vs. Western Carolina, 11/13/17)	FG Atts	25, 2x (last vs. LIU Brooklyn, 3/2/16)•
6, 2x (last vs. Western Carolina, 11/13/17)	FG Made	15, vs. LIU Brooklyn, 3/2/16•
9 vs. Savannah State, 11/12/17	3PT-FG Atts	13, at Fairleigh Dickinson, 2/20/16•
5 vs. Savannah State, 11/12/17	3PT-FG Made	6, at LIU Brooklyn, 1/27/16•
4 vs. Coppin State, 11/16/17	FT Atts	22, at Fairleigh Dickinson, 2/20/16•
2 vs. Coppin State, 11/16/17	FT Made	15, at Fairleigh Dickinson, 2/20/16•
4 vs. Savannah State, 11/12/17	Rebs	10, 2x (last at Bryant, 2/18/16)•
4, 2x (last vs. Western Carolina, 11/13/17)	Assts	6, 2x (last vs. Saint Francis, 2/27/16)•
3 vs. Western Carolina, 11/13/17	Stls	4, 4x (last vs. Wagner, 1/9/16)•
0	Blks	2, at Brown, 12/28/14•
21 vs. Coppin State, 11/16/17	Mins	44, at Bryant, 3/4/15•

#20 - MAMOUDOU DIARRA

2017-18 SEASON		CAREER
9 vs. Western Carolina, 11/13/17	Pts	9 vs. Western Carolina, 11/13/17
6 vs. Western Carolina, 11/13/17	FG Atts	6 vs. Western Carolina, 11/13/17
3 vs. Western Carolina, 11/13/17	FG Made	3 vs. Western Carolina, 11/13/17
2 vs. Coppin State, 11/16/17	3PT-FG Atts	2 vs. Coppin State, 11/16/17
1 vs. Coppin State, 11/16/17	3PT-FG Made	1 vs. Coppin State, 11/16/17
4 vs. Western Carolina, 11/13/17	FT Atts	4 vs. Western Carolina, 11/13/17
3 vs. Western Carolina, 11/13/17	FT Made	3 vs. Western Carolina, 11/13/17
6 vs. Western Carolina, 11/13/17	Rebs	6 vs. Western Carolina, 11/13/17
1 vs. Coppin State, 11/16/17	Assts	1 vs. Coppin State, 11/16/17
0	Stls	0
1, 2x (last vs. Coppin State, 11/16/17)	Blks	1, 2x (last vs. Coppin State, 11/16/17)
12 vs. Western Carolina, 11/13/17	Mins	12 vs. Western Carolina, 11/13/17

#22 - ELIE NSOSEME

2017-18 SEASON		CAREER
3 vs. Savannah State, 11/10/17	Pts	3 vs. Savannah State, 11/10/17
3 vs. Savannah State, 11/10/17	FG Atts	3 vs. Savannah State, 11/10/17
1, 2x (last vs. Coppin State, 11/16/17)	FG Made	1, 2x (last vs. Coppin State, 11/16/17)
0	3PT-FG Atts	0
0	3PT-FG Made	0
5 vs. Savannah State, 11/10/17	FT Atts	5 vs. Savannah State, 11/10/17
1 vs. Savannah State, 11/10/17	FT Made	1 vs. Savannah State, 11/10/17
8 vs. Savannah State, 11/10/17	Rebs	8 vs. Savannah State, 11/10/17
2 vs. Coppin State, 11/16/17	Assts	2 vs. Coppin State, 11/16/17
0	Stls	0
1 vs. Savannah State, 11/10/17	Blks	1 vs. Savannah State, 11/10/17
13, 2x (last vs. Coppin State, 11/16/17)	Mins	13, 2x (last vs. Coppin State, 11/16/17)

#24 - KYLE WASHINGTON


2017-18 SEASON		CAREER (• SET AT NC STATE)
14 vs. Western Carolina, 11/13/17	Pts	27 vs. UConn, 2/4/17
11 vs. Coppin State, 11/16/17	FG Atts	18 vs. UConn, 2/4/17
5 vs. Coppin State, 11/16/17	FG Made	11, 2x (last vs. UConn, 2/4/17)
1, 2x (last vs. Coppin State, 11/16/17)	3PT-FG Atts	5, 2x (last vs. UCF, 2/8/17)
1 vs. Western Carolina, 11/13/17	3PT-FG Made	3 vs. UConn, 2/4/17
5 vs. Western Carolina, 11/13/17	FT Atts	14 vs. Xavier, 1/26/17
5 vs. Western Carolina, 11/13/17	FT Made	7 vs. Miami, 3/13/14•
7 vs. Western Carolina, 11/13/17	Rebs	17 vs. Penn State, 11/20/16
1 vs. Coppin State, 11/16/17	Assts	5, 2x (last at SMU, 2/12/17)
0	Stls	4 vs. UCF, 2/8/17
2, 2x (last vs. Coppin State, 11/16/17)	Blks	4, 6x (last vs. Xavier, 1/26/17)
20 vs. Coppin State, 11/16/17	Mins	38 at SMU, 2/12/17

#33 - NYSIER BROOKS

2017-18 SEASON		CAREER
4 vs. Western Carolina, 11/13/17	Pts	10 vs. Samford, 11/23/16
5 vs. Western Carolina, 11/13/17	FG Atts	5, 3x (last vs. Western Carolina, 11/13/17)
2 vs. Western Carolina, 11/13/17	FG Made	4 vs. Samford, 11/23/16
0	3PT-FG Atts	0
0	3PT-FG Made	0
2 vs. Savannah State, 11/10/17	FT Atts	4, 5x (last vs. UConn, 3/11/17)
1 vs. Savannah State, 11/10/17	FT Made	2, 5x (last vs. USF, 1/29/17)
8 vs. Western Carolina, 11/13/17	Rebs	8 vs. Western Carolina, 11/13/17
2 vs. Western Carolina, 11/13/17	Assts	2 vs. Western Carolina, 11/13/17
1, 2x (last vs. Western Carolina, 11/13/17)	Stls	1, 4x (last vs. Western Carolina, 11/13/17)
1 vs. Western Carolina, 11/13/17	Blks	5 at East Carolina, 1/15/17
12 vs. Western Carolina, 11/13/17	Mins	16 vs. USF, 1/29/17

#34 - JARRON CUMBERLAND

2017-18 SEASON		CAREER
20 vs. Western Carolina, 11/13/17	Pts	26 vs. USF, 1/29/17
14 vs. Coppin State, 11/16/17	FG Atts	14 vs. Coppin State, 11/16/17
7 vs. Coppin State, 11/16/17	FG Made	8 vs. USF, 1/29/17
10 vs. Coppin State, 11/16/17	3PT-FG Atts	10 vs. Coppin State, 11/16/17
4, 2x (last vs. Coppin State, 11/16/17)	3PT-FG Made	6 vs. USF, 1/29/17
4, 2x (last vs. Coppin State, 11/16/17)	FT Atts	10 vs. Lipscomb, 11/26/16
4 vs. Western Carolina, 11/13/17	FT Made	8 vs. Lipscomb, 11/26/16
9 vs. Coppin State, 11/16/17	Rebs	9 vs. Coppin State, 11/16/17
5 vs. Savannah State, 11/10/17	Assts	5, 3x (last vs. Savannah State, 11/10/17)
1 vs. Savannah State, 11/10/17	Stls	5 vs. SMU, 3/12/17
1 vs. Coppin State, 11/16/17	Blks	1, 7x (last vs. Coppin State, 11/16/17)
25 vs. Coppin State, 11/16/17	Mins	31, 2x (last vs. SMU, 3/12/17)



#1 JACOB EVANS III

GUARD/FORWARD • 6-6 • 210 • JUNIOR • 2L • BATON ROUGE, LA. (ST. MICHAEL THE ARCHANGEL)

CONFERENCE AWARDS

- » All-Tournament (2017)
- » Weekly Honor Roll (11/14/16)
- » Rookie of the Week (2X: 2/29/16 & 12/28/15)

OTHER HONORS

- » Julius Ervin Small Forward of the Year Watch List (2017-18)
- » Jerry West Shooting Guard of the Year Award Finalist (2016-17)

MOMENTS

- » Scored 25 points and hit a three-pointer with 11 seconds left in regulation in UC's 93-91 overtime win against Marshall (12/22/16)
- » Hit back-to-back free throws with 20 seconds left to give UC a 55-54 overtime win at No. 19 Iowa State (12/1/16)
- » Poured in 25 points on 8-of-12 shooting against No. 21 Rhode Island (11/19/16)
- » Scored the most points by a UC freshman in an NCAA Tournament game, posting a career-high 26 points with five threes and nine rebounds against Saint Joseph's in the first round of the NCAA Tournament (3/18/16)

2017-18 Season (Junior): Scored a game-high 19 points on 7-of-15 shooting with four three-pointers in the season opener with Savannah State (11/10).

2016-17 Season (Sophomore): Started all 36 games, averaging 13.5 points, 4.2 rebounds, 2.7 assists and 1.3 steals in 31.6 minutes ... chosen as a finalist for the Jerry West Shooting Guard of the Year award ... named NABC District 25 Second Team ... selected to the American Championship All-Tournament team, averaging a team-best 17.0 points in three games while shooting 57.1 percent (16 of 28) from the field and 80.0 percent (8 of 10 from three-point range) ... ranked among the league leaders in three-point field goal percentage (fifth at .418), steals (ninth at 1.3), field goal percentage (11th at .473), points (12th at 13.5), three-pointers made (12th at 1.9), free throw percentage (14th at .732) and minutes played (26th at 31.6) ... scored in double figures in 31 of 36 games, the most by a UC player in a season since Sean Kilpatrick (33 out of 34 games in 2013-14) ... netted 20 or more points six times, including a season-high 25 points against Rhode Island (11/19) and Marshall (12/22) ... led the team with 69 three-pointers, including a season-high five triples at SMU (2/12) ... averaged 17.8 points, shooting 59.0 percent (36 of 61) from the floor and 46.4 percent (13 of 28) from three-point range during November.

2015-16 Season (Freshman): Played in all 33 games with eight starts, averaging 8.4 points 4.1 rebounds and 1.6 assists in 24.4 minutes... shot 80.4 percent (45 of 56) from the free throw line ... finished third on the team with 45 three-pointers ... finished second on the team during the postseason, averaging 15.0 points while shooting 42.3 percent (11 of 26) from the field in two games ... ranked second on the team in points (11.5 per game) over the final two months of the season, reaching double figures in scoring in five of the last eight games while tallying 24 three-pointers ... scored a career-high 26 points on 10-of-20 shooting with five threes and a game-high nine rebounds against Saint Joseph's (3/18) in the first round of the NCAA Tournament - effort marked the most points scored by a freshman in an NCAA Tournament game in school history ... made 25 consecutive free throws during the season, longest streak by any active Bearcat.

Prior to Cincinnati: Named to the 2014-15 Louisiana Sports Writers Association's Class 4A All-State First Team ... tabbed the 2014-15 All-Baton Rouge Area Large Schools' Player of the Year by the New Orleans Times-Picayune ... selected a Gatorade Player of the Year nominee, McDonald's All-American nominee and Louisiana Mr. Basketball nominee ... named a two-time most valuable player at the Grady Hornsby Classic ... tabbed most valuable player for Class 4A-District 6 as a senior ... chosen first team all-district as a sophomore, junior and senior ... tallied more than 2,000 points and 1,000 rebound during high school career ... helped lead St. Michael's the Archangel to a 29-4 overall record and its first appearance in the Louisiana Class 4A state championship semifinals as a senior, averaging 24.9 points, 9.0 rebounds and 4.8 assists ... helped the Warriors to a 27-7 record while averaging 17.5 points, 7.2 rebounds, 4.1 assists and 3.5 steals as a junior ... tabbed a consensus four-star prospect, he performed well in 2014 summer AAU events - the Pangos All-American Camp and the Fab 48 Tournament in Las Vegas - to earn the distinction of being one of the nation's fastest rising prospects ... listed as a Top 100 prospect according to ESPN, Rivals.com and Scout.com and ranked second in the Times-Picayune Terrific 20 Class of 2015 ... coached in high school by Drew Hart.

Personal: Born June 18, 1997 in Jacksonville, North Carolina ... son of Theresa Chatman-Evans and Jerry Evans ... mother played point guard at Grambling ... has two brothers, Demarquis and Devin Chatman ... right-handed.

THE BASKETBALL HALL OF FAME
JULIUS ERVIN
AWARD

SMALL FORWARD OF THE YEAR WATCH LIST

SEASON & CAREER STATISTICS

2017-18 SEASON


	Pts	CAREER
19 vs. Savannah State, 11/10/17		26 vs. Saint Joseph's, 3/18/16
15 vs. Savannah State, 11/10/17	FG Atts	20 vs. Saint Joseph's, 3/18/16
7 vs. Savannah State, 11/10/17	FG Made	10 vs. Saint Joseph's, 3/18/16
11 vs. Savannah State, 11/10/17	3PT-FG Atts	11 at SMU, 2/12/17
4 vs. Savannah State, 11/10/17	3PT-FG Made	5, 2x (last at SMU, 2/12/17)
6, 2x (last vs. Coppin State, 11/16/17)	FT Atts	10 vs. UConn, 3/11/17
6 vs. Coppin State, 11/16/17	FT Made	8 vs. UConn, 3/11/17
7 vs. Savannah State, 11/10/17	Rebs	9 vs. Saint Joseph's, 3/18/16
6 vs. Western Carolina, 11/13/17	Assts	6, 2x (last vs. UCF, 2/8/17)
2 vs. Savannah State, 11/10/17	Stls	4, 2x (last vs. UCF, 2/8/17)
2 vs. Savannah State, 11/10/17	Blks	3, 4x (last vs. Kansas State, 3/17/17)
29 vs. Savannah State, 11/10/17	Mins	45 vs. Marshall, 12/22/16

MISCELLANEOUS STATISTICS

CATEGORY	2015-16	2016-17	2017-18	CAREER
Double-Figure Scoring Games	12	31	2	45
Double-Figure Rebounding Games	0	0	0	0
Double-Double Games	0	0	0	0
20-Point Scoring Games	1	6	0	7
Games Led UC in Scoring	5	8	1	14
Games Led UC in Rebounding	2	0	0	2
Games Led UC in Assists	2	4	3	9
Games With 3+ Assists	7	19	2	28
Games With 3+ Blocks	2	1	0	3
Games With 3+ Steals	1	3	0	4
Games With 3+ Three-Pointers	6	10	0	16

CAREER STATISTICS

Season	gp-gs		Total		3-Point		F-Throws		Rebounds				Scoring					
			fg-fga	pct	fg-fga	pct	ft-fta	pct	off	def	tot	avg	pts	avg	ast	to	blk	stl
2015-16	33	8	94-253	.372	45-135	.333	45-56	.804	36	99	135	4.1	278	8.4	54	25	27	27
2016-17	36	36	168-355	.473	69-165	.418	82-112	.732	53	97	150	4.2	487	13.5	96	44	30	46
2017-18	3	3	11-22	.500	6-14	.429	11-15	.733	6	9	15	5.0	39	13.0	15	7	4	2
TOTAL	72	47	273-630	.433	120-314	.382	138-183	.754	95	205	300	4.2	804	11.2	165	76	61	75



#1 JACOB EVANS III

GUARD/FORWARD • 6-6 • 210 • JUNIOR • 2L • BATON ROUGE, LA. (ST. MICHAEL THE ARCHANGEL)

GAME-BY-GAME STATISTICS

2017-18 (JUNIOR SEASON)

Opponent	Date	gs	min	Total		3-Pointers		Free throws		Rebounds				pf	a	t/o	blk	stl	pts	avg	
				fg-fga	pct	3fg-fga	pct	ft-fa	pct	off	def	tot	avg								
SAVANNAH STATE	11/10/17	*	29	7-15	.467	4-11	.364	1-3	.333	3	4	7	7.0	2	5	5	2	2	19	19.0	
WESTERN CAROLINA	11/13/17	*	23	2-3	.667	1-1	1.000	4-6	.667	2	4	6	6.5	2	6	2	1	0	9	14.0	
COPPIN STATE	11/16/17	*	17	2-4	.500	1-2	.500	6-6	1.000	1	1	2	5.0	1	4	0	1	0	11	13.0	
Totals			3	69	11-22	.500	6-14	.429	11-15	.733	6	9	15	5.0	5	15	7	4	2	39	13.0

2015-16 (FRESHMAN SEASON)

Opponent	Date	gs	min	Total		3-Pointers		Free throws		Rebounds				pf	a	t/o	blk	stl	pts	avg
				fg-fga	pct	3fg-fga	pct	ft-fa	pct	off	def	tot	avg							
WESTERN CAROLINA	11/13/15		22	2-7	.286	1-3	.333	2-2	1.000	1	4	5	5.0	1	3	0	1	1	7	7.0
ROBERT MORRIS	11/15/15		22	3-8	.375	2-4	.500	2-2	1.000	3	4	7	6.0	1	2	0	0	3	10	8.5
at Bowling Green	11/18/15		21	3-7	.429	2-3	.667	2-2	1.000	2	1	3	5.0	0	1	0	2	2	10	9.0
ARKANSAS-PINE BLUFF	11/22/15		23	1-7	.143	0-4	.000	4-6	.667	0	4	4	4.8	0	0	0	0	1	6	8.3
SE LOUISIANA	11/24/15		21	4-8	.500	3-6	.500	4-4	1.000	1	5	6	5.0	1	1	2	0	0	15	9.6
vs Nebraska	11/27/15		19	1-3	.333	0-2	.000	2-2	1.000	0	7	7	5.3	1	4	1	0	0	4	8.7
vs George Washington	11/28/15		15	1-5	.200	1-2	.500	0-0	.000	1	1	2	4.9	1	1	3	1	0	3	7.9
BUTLER	12/2/15		29	6-13	.462	4-10	.400	0-0	.000	0	4	4	4.8	2	4	0	0	0	16	8.9
MORGAN STATE	12/6/15		2	0-0	.000	0-0	.000	0-0	.000	0	0	0	4.2	0	0	0	0	0	0	7.9
at Xavier	12/12/15		18	2-5	.400	0-2	.000	0-0	.000	1	1	2	4.0	1	1	1	2	0	4	7.5
NORFOLK STATE	12/15/15		16	2-6	.333	1-2	.500	6-6	1.000	2	0	2	3.8	1	1	0	0	1	11	7.8
at VCU	12/19/15		29	2-7	.286	1-4	.250	4-4	1.000	3	5	8	4.2	2	0	2	3	1	9	7.9
IOWA STATE	12/22/15		26	4-8	.500	2-5	.400	4-4	1.000	2	3	5	4.2	3	2	0	2	1	14	8.4
TEMPLE	12/29/15	*	24	2-4	.500	1-2	.500	2-2	1.000	3	2	5	4.3	0	2	1	0	0	7	8.3
TULSA	1/2/16		16	1-3	.333	0-2	.000	0-0	.000	0	3	3	4.2	4	2	1	1	1	2	7.9
at SMU	01/07/16		29	2-6	.333	0-2	.000	0-0	.000	1	4	5	4.3	3	3	0	1	0	4	7.6
at USF	1/10/16		12	1-6	.167	0-2	.000	0-0	.000	1	2	3	4.2	0	1	1	0	1	2	7.3
HOUSTON	1/13/16		13	2-6	.333	1-4	.250	0-0	.000	0	0	0	3.9	5	2	0	1	0	5	7.2
at Temple	01/16/16		38	4-10	.400	0-3	.000	0-0	.000	1	7	8	4.2	2	4	2	0	1	8	7.2
MEMPHIS	01/21/16		20	1-4	.250	0-2	.000	0-0	.000	0	2	2	4.1	1	1	0	0	1	2	7.0
TULANE	01/24/16		24	2-5	.400	1-3	.333	0-0	.000	3	4	7	4.2	2	3	0	1	2	5	6.9
at UCONN	1/28/16		23	3-7	.429	1-2	.500	0-0	.000	1	4	5	4.2	2	2	0	3	1	7	6.9
USF	02/04/16		24	3-8	.375	2-6	.333	3-4	.750	0	2	2	4.1	2	2	0	1	1	11	7.0
at Memphis	2/6/16		29	1-9	.111	0-3	.000	5-6	.833	2	1	3	4.1	2	1	0	1	1	7	7.0
at UCF	2/9/16	*	13	2-4	.500	2-2	1.000	0-0	.000	1	2	3	4.0	3	0	1	0	0	6	7.0
EAST CAROLINA	2/13/16	*	25	4-10	.400	2-6	.333	0-0	.000	1	2	3	4.0	4	1	1	0	2	10	7.1
at Tulsa	02/18/16		35	3-10	.300	2-7	.286	1-2	.500	0	6	6	4.1	3	4	2	1	1	9	7.2
UCONN	2/20/16		29	5-9	.556	3-6	.500	0-1	.000	0	4	4	4.1	1	0	0	1	1	13	7.4
at East Carolina	2/27/16	*	40	7-12	.583	4-9	.444	0-0	.000	2	5	7	4.2	0	2	0	0	0	18	7.8
at Houston	3/3/16	*	40	5-16	.313	4-9	.444	0-0	.000	1	1	2	4.1	4	1	3	1	1	14	8.0
SMU	03/06/16	*	38	4-14	.286	0-7	.000	1-4	.250	0	0	0	4.0	0	0	1	1	2	9	8.0
vs UCONN	3/11/16	*	34	1-6	.167	0-2	.000	2-3	.667	1	2	3	3.9	5	2	2	2	1	4	7.9
vs Saint Joseph's	3/18/16	*	37	10-20	.500	5-9	.556	1-2	.500	2	7	9	4.1	4	1	1	0	0	26	8.4
Totals			8	806	94-253	.372	45-135	.333	45-56	.804	36	99	135	4.1	61	54	25	27	278	8.4

2016-17 (SOPHOMORE SEASON)

Opponent	Date	gs	min	Total		3-Pointers		Free throws		Rebounds				pf	a	t/o	blk	stl	pts	avg	
				fg-fga	pct	3fg-fga	pct	ft-fa	pct	off	def	tot	avg								
BROWN	11/11/16	*	32	9-12	.750	4-6	.667	1-2	.500	1	2	3	3.0	2	3	1	1	1	23	23.0	
ALBANY	11/14/16	*	30	5-11	.455	2-7	.286	7-8	.875	1	2	3	3.0	4	3	1	1	3	19	21.0	
vs Rhode Island	11/19/16	*	37	8-12	.667	2-5	.400	7-9	.778	4	2	6	4.0	3	0	4	0	0	25	22.3	
vs Penn State	11/20/16	*	29	5-7	.714	2-4	.500	2-2	1.000	2	3	5	4.3	2	0	3	0	2	14	20.3	
SAMFORD	11/23/16	*	33	4-11	.364	1-3	.333	3-3	1.000	2	5	7	4.8	3	3	2	1	2	12	18.6	
LIPSCOMB	11/26/16	*	28	5-8	.625	2-3	.667	2-3	.667	1	3	4	4.7	2	4	0	0	2	14	17.8	
at Iowa State	12-01-16	*	42	4-12	.333	1-5	.200	2-2	1.000	1	2	3	4.4	1	2	3	0	1	11	16.9	
BOWLING GREEN	12/04/16	*	22	3-5	.600	1-3	.333	0-0	.000	1	2	3	4.3	0	3	0	1	0	7	15.6	
at Butler	12/10/16	*	38	5-12	.417	2-5	.400	2-2	1.000	2	3	5	4.3	4	1	2	1	0	14	15.4	
TEXAS SOUTHERN	12/13/16	*	23	4-7	.571	1-4	.250	1-2	.500	0	3	3	4.2	1	1	0	0	1	10	14.9	
FAIRLEIGH DICKINSON	12/17/16	*	22	5-9	.556	2-5	.400	5-8	.625	2	3	5	4.3	2	4	0	0	0	17	15.1	
MARSHALL	12/22/16	*	45	9-15	.600	4-5	.800	3-5	.600	1	3	4	4.3	2	5	2	1	4	25	15.9	
at Temple	12/28/16	*	26	4-11	.364	0-2	.000	3-4	.750	2	3	5	4.3	4	1	1	1	2	11	15.5	
TULANE	01/01/17	*	17	5-8	.625	3-5	.600	0-0	.000	0	0	0	4.0	0	2	2	0	2	13	15.4	
at Houston	1/7/17	*	35	4-12	.333	3-7	.429	1-3	.333	1	4	5	4.1	0	3	1	1	1	12	15.1	
SMU	01/12/17	*	38	1-10	.100	0-3	.000	0-1	.000	1	4	5	4.1	2	6	1	2	0	2	14.3	
at East Carolina	01/15/17	*	27	2-7	.286	0-2	.000	6-7	.857	2	2	4	4.1	4	3	0	1	1	10	14.1	
TEMPLE	01/18/17	*	37	5-10	.500	1-3	.333	4-6	.667	2	2	4	4.1	2	3	2	1	1	15	14.1	
at Tulane	01/21/17	*	16	6-7	.857	2-3	.667	1-2	.500	1	3	4	4.1	4	0	1	0	1	15	14.2	
XAVIER	01/26/17	*	37	7-16	.438	3-9	.333	4-5	.800	4	3	7	4.3	1	3	1	2	0	21	14.5	
USF	01/29/17	*	25	3-7	.429	2-6	.333	2-3	.667	0	4	4	4.2	1	2	0	1	2	10	14.3	
at Tulsa	02/01/17	*	37	4-14	.286	2-9	.222	0-0	.000	1	2	3	4.2	4	3	3	0	1	10	14.1	
UCONN	02/04/17	*	30	0-3	.000	0-1	.000	0-0	.000	1	4	5	4.2	1	4	1	1	0	0	13.5	
UCF	02/08/17	*	35	4-10	.400	1-4	.250	2-2	1.000	2	2	4	4.2	3	6	2	2	4	11	13.4	
at SMU	02/12/17	*	38	5-12	.417	5-11	.455	0-0	.000	1	1	2	4.1	2	5	0	0	1	15	13.4	
at USF	02/15/17	*	28	4-9	.444	2-4	.500	0-0	.000	0	1	1	4.0	3	3	3	0	1	10	13.3	
TULSA	02/18/17	*	35	6-14	.429	3-7	.429	2-5	.400	1	3	4	4.0	1	3	2	1	2	17	13.4	
MEMPHIS	02/23/17	*	33	6-13	.462	1-3	.333	2-2	1.000	3	1	4	4.0	1	2	1	3	2	15	13.5	
at UCF	2/26/17	*	40	5-10	.500	3-7	.429	4-5	.800	0	3	3	4.0	3	2	0	2	1	17	13.6	
HOUSTON	03/02/17	*	21	3-5	.600	1-2	.500	0-0	.000	3	2	5	4.0	1	3	0	2	1	7	13.4	
at UConn	3/5/17	*	34	4-13	.308	2-5	.400	2-2	1.000	4	2	6	4.1	3	1	0	0	0	12	13.4	
vs Tulsa	3/10/17	*	26	8-10	.800	3-3	1.000	1-2	.500	1	3	4	4.1	3	2	0	1	1	20	13.6	
at UConn	3/11/17	*	29	5-7	.714	3-3	1.000	6-10	.600	0	4	4	4.1	3	1	0	0	2	21	13.8	
vs SMU	3/12/17	*	38	3-11	.273	2-4	.500	2-4	.500	4	3	7	4.1	2	3	0	1	0	10	13.7	
vs Kansas State	03/17/17	*	37	4-8	.500	1-3	.333	0-0	.000	1	3	4	4.1	0	5	3	3	3	9	13.5	
vs UCLA	03/19/17	*	38	4-7	.571	2-4	.500	3-3	1.000	0	5	5	4.2	2	1	1	0	0	13	13.5	
Totals			36	1138	168-355	473	69-165	418	82-112	.732	53	97	150	42	76	96	44	30	46	487	13.5



#2 KEITH WILLIAMS

GUARD • 6-5 • 210 • FRESHMAN • HS • BROOKLYN, N.Y. (BISHOP LOUGHLIN MEMORIAL)

2017-18 Season (Freshman): Only the second Bearcat freshman during the Mick Cronin coaching era (along with Sean Kilpatrick) to score in double figures in each of his first two collegiate games, netting 10 points on 5-of-12 shooting with five rebounds in the season opener with Savannah State (11/10) and 10 points on 5-of-7 shooting against Western Carolina (11/13).

Prior to Cincinnati: Named the 2017 All-New York City Player of the Year and Catholic High School Athletic Association (CHSAA) Class AA Most Valuable Player, helping Bishop Loughlin to the Brooklyn/Queens championship game and intersectional semifinals ... averaged 22.2 points and 10.6 rebounds as a senior and 15 points and 4.3 rebounds as a junior ... netted 37 points in a CHSAA Brooklyn/Queens diocesan semifinal double overtime win against Christ the King ... tallied 25 points on 12-of-17 shooting from the field in the 2017 Jordan Brand Classic Regional Boys Game at the Barclays Center ... averaged 15.0 points and 4.3 rebounds while shooting 47.8 percent (96 of 201) from the field and 40.6 percent (28 of 69) from three-point range in 17 games for New Heights, an AAU squad on the 2016 Under Armour Association's 17U summer circuit ... tabbed a four star prospect by Rivals.com and 247Sports.

Personal: Born July 25, 1998 in Brooklyn, New York ... son of Yvette and Keith Williams Sr. ... has two brothers, Cleyon Carryl and Courtney Tyrell, and a sister, Tuanieha ... right-handed.

SEASON & CAREER STATISTICS

2017-18 SEASON			CAREER		
10, 2x (last vs. Western Carolina, 11/13/17)	Pts	10, 2x (last vs. Western Carolina, 11/13/17)	10, 2x (last vs. Western Carolina, 11/13/17)	Pts	10, 2x (last vs. Western Carolina, 11/13/17)
12 vs. Savannah State, 11/10/17	FG Atts	12 vs. Savannah State, 11/10/17	12 vs. Savannah State, 11/10/17	FG Atts	12 vs. Savannah State, 11/10/17
5, 2x (last vs. Western Carolina, 11/13/17)	FG Made	5, 2x (last vs. Western Carolina, 11/13/17)	5, 2x (last vs. Western Carolina, 11/13/17)	FG Made	5, 2x (last vs. Western Carolina, 11/13/17)
4 vs. Savannah State, 11/10/17	3PT-FG Atts	4 vs. Savannah State, 11/10/17	4 vs. Savannah State, 11/10/17	3PT-FG Atts	4 vs. Savannah State, 11/10/17
0	3PT-FG Made	0	0	3PT-FG Made	0
3 vs. Coppin State, 11/16/17	FT Atts	3 vs. Coppin State, 11/16/17	3 vs. Coppin State, 11/16/17	FT Atts	3 vs. Coppin State, 11/16/17
0	FT Made	0	0	FT Made	0
5 vs. Savannah State, 11/10/17	Rebs	5 vs. Savannah State, 11/10/17	5 vs. Savannah State, 11/10/17	Rebs	5 vs. Savannah State, 11/10/17
2 vs. Coppin State, 11/16/17	Assts	2 vs. Coppin State, 11/16/17	2 vs. Coppin State, 11/16/17	Assts	2 vs. Coppin State, 11/16/17
1, 2x (last vs. Coppin State, 11/16/17)	Stls	1, 2x (last vs. Coppin State, 11/16/17)	1, 2x (last vs. Coppin State, 11/16/17)	Stls	1, 2x (last vs. Coppin State, 11/16/17)
0	Blks	0	0	Blks	0
19 vs. Western Carolina, 11/13/17	Mins	19 vs. Western Carolina, 11/13/17	19 vs. Western Carolina, 11/13/17	Mins	19 vs. Western Carolina, 11/13/17

MISCELLANEOUS STATISTICS

CATEGORY	2017-18	CAREER
Double-Figure Scoring Games	2	2
Double-Figure Rebounding Games	0	0
Double-Double Games	0	0
20-Point Scoring Games	0	0
Games Led UC in Scoring	0	0
Games Led UC in Rebounding	0	0
Games Led UC in Assists	0	0
Games With 3+ Assists	0	0
Games With 3+ Blocks	0	0
Games With 3+ Steals	0	0
Games With 3+ Three-Pointers	0	0

GAME-BY-GAME STATISTICS

2017-18 (FRESHMAN SEASON)

Opponent	Date	gs	min	Total		3-Pointers		Free throws		Rebounds				pf	a	t/o	blk	stl	pts	avg
				fg-fga	pct	3fg-fga	pct	ft-fa	pct	off	def	tot	avg							
SAVANNAH STATE	11/10/17	15	5-12	417	0-4	.000	0-0	.000	3	2	5	5.0	0	1	1	0	0	10	10.0	
WESTERN CAROLINA	11/13/17	19	5-7	714	0-2	.000	0-2	.000	0	1	1	3.0	0	1	0	0	1	10	10.0	
COPPIN STATE	11/16/17	18	2-6	333	0-2	.000	0-3	.000	0	2	2	2.7	0	2	2	0	1	4	8.0	
Totals		0	52	12-25	480	0-8	.000	0-5	.000	3	5	8	2.7	0	4	3	0	24	8.0	

CAREER STATISTICS

			Total		3-Point		F-Throws		Rebounds											Scoring	
Season	gp-gs	min/avg	fg-fga	pct	fg-fga	pct	ft-fa	pct	off	def	tot	avg	pf	fo	ast	to	blk	stl	pts	avg	
2017-18	3-0	52/17.3	12-25	.480	0-8	.000	0-5	.000	3	5	8	2.7	0	0	4	3	0	2	24	8.0	
TOTAL	3-0	52/17.3	12-25	.480	0-8	.000	0-5	.000	3	5	8	2.7	0	0	4	3	0	2	24	8.0	



#3 JUSTIN JENIFER

GUARD • 5-10 • 175 • JUNIOR • 2L • BALTIMORE, MD. (MILFORD MILL ACADEMY)

MOMENTS

- » Tallied a career-high 16 points with four three-pointers against Coppin State (11/16/17)
- » Netted 15 points with five assists in the season opener against Savannah State (11/10/17)
- » Had a 21st birthday to remember, scoring 14 points on 5-of-8 shooting with four threes against Bowling Green (12/4/16)
- » Tallied 11 points and dished out nine assists in 16 minutes against Robert Morris (11/15/15)

2017-18 Season (Junior): Scored a career-high 16 points with four three-pointers against Coppin State (11/16) ... posted 15 points on 6-of-12 shooting with five assists in the season opener with Savannah State (11/10).

2016-17 Season (Sophomore): Played in 35 games as a reserve, averaging 2.8 points, 1.9 assists and 1.0 rebounds in 12.7 minutes ... handed out 68 assists with only 16 turnovers, a 4.3-to-1 assist-to-turnover ratio, for the season ... registered 35 assists with only five turnovers, a 7.0-to-1 assist-to-turnover ratio, in 12.2 minutes during league play ... scored a career-high 14 points on 5-of-8 shooting with a career-best four three-pointers in 28 minutes against Bowling Green (12/4) on his birthday ... tallied 13 points on 6-of-11 shooting with five assists in 23 minutes against Fairleigh Dickinson (12/17) ... recorded 12 points with nine assists and five rebounds in 28 minutes against USF (1/29) ... handed out nine assists without a turnover in 22 minutes against Texas Southern (12/13) ... handed out three or more assists nine times.

2015-16 Season (Freshman): Played in all 34 games as a reserve, averaging 2.4 points and 1.3 assists in 8.6 minutes ... shot 70.0 percent (14 of 20) from the free throw line for the season ... tallied a season-high 11 points and nine assists against Robert Morris (11/15) ... scored six or more points in seven games on the year ... played a conference-season high 18 minutes against Tulane (1/24), posting six points on a pair of threes to go with two assists and two rebounds ... registered eight points with a pair of threes against Arkansas-Pine Bluff (11/22).

Prior to Cincinnati: Earned Baltimore Sun All-Metro second-team honors while averaging 17.3 points, 7.0 assists and 3.0 rebounds as a senior at Milford Mill Academy ... scored 30 or more points three times, including a 40-point effort during his final year, guiding the Millers to a 15-8 overall mark and an appearance at the regional finals ... tabbed a Gatorade Player of the Year nominee as a senior ... scored more than 1,000 points during his career ... helped his squad advance to the Maryland Class 3A state semifinals as a junior, averaging 18 points and 13 assists during the year ... claimed Baltimore Sun All-Metro first-team honors and was tabbed co-Baltimore County Player of the Year while posting double figures in every game and registered 12 double-doubles as a junior ... saw his team post a 26-2 record and win the state championship as a sophomore, tallying 17 points, seven assists and seven rebounds in the title game ... earned Baltimore Sun All-Metro second-team accolades as a sophomore ... named most valuable player at the 2013 Mary Kline Classic, posting 23 points and 10 assists.

Personal: Born December 4, 1995 in Baltimore, Maryland ... son of Kisha Hull and Howard Jenifer ... has one sister, Raeshawnda ... left-handed.

SEASON & CAREER STATISTICS

2017-18 SEASON			CAREER	
16 vs. Coppin State, 11/16/17	Pts	16	vs. Coppin State, 11/16/17	
12 vs. Savannah State, 11/10/17	FG Atts	12	vs. Savannah State, 11/10/17	
6 vs. Savannah State, 11/10/17	FG Made	6, 2x (last vs. Savannah State, 11/10/17)		
5, 2x (last vs. Coppin State, 11/16/17)	3PT-FG Atts	5, 3x (last vs. Coppin State, 11/16/17)		
4 vs. Coppin State, 11/16/17	3PT-FG Made	4, 2x (last vs. Coppin State, 11/16/17)		
5 vs. Savannah State, 11/10/17	FT Atts	6	vs. Robert Morris, 11/15/15	
4 vs. Coppin State, 11/16/17	FT Made	6	vs. Robert Morris, 11/15/15	
2 vs. Coppin State, 11/16/17	Rebs	5, 2x (last vs. USF, 1/29/17)		
5 vs. Savannah State, 11/10/17	Asts	9, 3x (last vs. USF, 1/29/17)		
1, 3x (last vs. Western Carolina, 11/13/17)	Stls	3, 2x (last vs. USF, 2/4/16)		
0	Blks	0		
22 vs. Coppin State, 11/16/17	Mins	28, 2x (last vs. USF, 1/29/17)		

MISCELLANEOUS STATISTICS

CATEGORY	2015-16	2016-17	2017-18	CAREER
Double-Figure Scoring Games	1	3	2	6
Double-Figure Rebounding Games	0	0	0	0
Double-Double Games	0	0	0	0
20-Point Scoring Games	0	0	0	0
Games Led UC in Scoring	0	0	0	0
Games Led UC in Rebounding	0	0	0	0
Games Led UC in Assists	1	4	1	6
Games With 3+ Assists	3	8	0	11
Games With 3+ Blocks	0	0	0	0
Games With 3+ Steals	2	1	0	3
Games With 3+ Three-Pointers	0	1	1	2

CAREER STATISTICS

Season	gp-gs		Total		3-Point		F-Throws		Rebounds				Scoring			
			fg-fga	pct	fg-fga	pct	ft-fta	pct	off	def	tot	avg	pf	fo	ast	pts
2015-16	27	0	232	8.6	21	58	10	30	2	16	18	0.7	18	0	34	66
2016-17	35	0	446	12.7	37	90	7	14	8	27	35	1.0	32	0	68	98
2017-18	3	1	61	20.3	10	20	8	11	1	1	2	0.7	5	0	8	33
TOTAL	65	1	739	11.4	68	168	29	45	11	44	55	0.8	55	0	110	197



#3 JUSTIN JENIFER

GUARD • 5-10 • 175 • JUNIOR • 2L • BALTIMORE, MD. (MILFORD MILL ACADEMY)

GAME-BY-GAME STATISTICS

2017-18 (JUNIOR SEASON)

Opponent	Date	gs	min	Total		3-Pointers		Free throws		Rebounds				pf	a	t/o	blk	stl	pts	avg
				fg-fga	pct	3fg-fga	pct	ft-fa	pct	off	def	tot	avg							
SAVANNAH STATE	11/10/17	21		6-12	.500	1-5	.200	2-5	.400	0	0	0	0.0	2	5	1	0	1	15	15.0
WESTERN CAROLINA	11/13/17	*	18	0-3	.000	0-2	.000	2-2	1.000	0	0	0	0.0	2	1	0	0	1	2	8.5
COPPIN STATE	11/16/17	22		4-5	.800	4-5	.800	4-4	1.000	1	1	2	0.7	1	2	0	0	1	16	11.0
Totals		1	61	10-20	.500	5-12	.417	8-11	.727	1	1	2	0.7	5	8	1	0	3	33	11.0

2015-16 (FRESHMAN SEASON)

Opponent	Date	gs	min	fg-fga		3fg-fga		ft-fa		Rebounds				pf	a	t/o	blk	stl	pts	avg
				fg-fga	pct	3fg-fga	pct	ft-fa	pct	off	def	tot	avg							
WESTERN CAROLINA	11/13/15	13		3-5	.600	1-2	.500	0-0	.000	0	3	3	3.0	2	0	3	0	0	7	7.0
ROBERT MORRIS	11/15/15	16		2-2	1.000	1-1	1.000	6-6	1.000	0	2	2	2.5	1	9	1	0	1	11	9.0
at Bowling Green	11/18/15	19		3-6	.500	1-3	.333	0-2	.000	0	1	1	2.0	1	2	1	0	3	7	8.3
ARKANSAS-PINE BLUFF	11/22/15	19		3-6	.500	2-4	.500	0-0	.000	0	1	1	1.8	3	2	2	0	2	8	8.3
SE LOUISIANA	11/24/15	7		1-1	1.000	1-1	1.000	0-0	.000	0	0	0	1.4	0	1	1	0	0	3	7.2
vs Nebraska	11/27/15	11		0-2	.000	0-1	.000	0-0	.000	0	0	0	1.2	1	2	1	0	0	0	6.0
vs George Washington	11/28/15	7		0-2	.000	0-1	.000	0-0	.000	0	2	2	1.3	1	1	1	0	0	0	5.1
BUTLER	12/2/15	5		0-1	.000	0-1	.000	1-2	.500	0	0	0	1.1	0	1	1	0	1	1	4.6
MORGAN STATE	12/6/15	13		2-6	.333	0-2	.000	2-3	.667	0	0	0	1.0	2	3	0	0	2	6	4.8
at Xavier	12/12/15	4		0-1	.000	0-1	.000	0-0	.000	0	0	0	0.9	0	1	0	0	0	0	4.3
NORFOLK STATE	12/15/15	13		1-3	.333	1-2	.500	0-0	.000	0	1	1	0.9	1	0	1	0	0	3	4.2
at VCU	12/19/15	3		0-2	.000	0-0	.000	0-0	.000	0	0	0	0.8	0	1	0	0	0	0	3.8
IOWA STATE	12/22/15	2		0-1	.000	0-1	.000	0-0	.000	0	0	0	0.8	0	1	0	0	0	0	3.5
TEMPLE	12/29/15	4		1-1	1.000	0-0	.000	0-0	.000	0	0	0	0.7	0	0	0	0	0	2	3.4
TULSA	1/2/16	8		2-3	.667	1-1	1.000	2-2	1.000	0	0	0	0.7	1	2	0	0	0	7	3.7
at USF	1/10/16	9		0-1	.000	0-0	.000	0-0	.000	0	0	0	0.6	1	1	0	0	0	0	3.4
HOUSTON	1/13/16	7		1-1	1.000	0-0	.000	0-0	.000	0	1	1	0.6	0	0	0	0	1	2	3.4
at Temple	01/16/16	2		0-0	.000	0-0	.000	0-0	.000	0	1	1	0.7	0	0	2	0	0	0	3.2
TULANE	01/24/16	18		2-6	.333	2-4	.500	0-0	.000	1	1	2	0.7	0	2	1	0	0	6	3.3
USF	02/04/16	11		0-2	.000	0-1	.000	2-2	1.000	0	1	1	0.8	1	1	0	0	3	2	3.3
at Memphis	2/6/16	1		0-0	.000	0-0	.000	0-0	.000	0	0	0	0.7	0	0	1	0	0	0	3.1
at UCF	2/9/16	3		0-2	.000	0-2	.000	0-0	.000	1	0	1	0.7	0	0	0	0	0	0	3.0
EAST CAROLINA	2/13/16	4		0-1	.000	0-1	.000	0-0	.000	0	0	0	0.7	0	0	0	0	0	0	2.8
at Tulsa	02/18/16	6		0-0	.000	0-0	.000	0-0	.000	0	1	1	0.7	0	1	0	0	0	0	2.7
UCONN	2/20/16	3		0-1	.000	0-0	.000	0-0	.000	0	1	1	0.7	1	0	0	0	0	0	2.6
at East Carolina	2/27/16	11		0-0	.000	0-0	.000	0-0	.000	0	0	0	0.7	1	3	1	0	1	0	2.5
at Houston	3/3/16	13		0-2	.000	0-1	.000	1-3	.333	0	0	0	0.7	1	0	0	0	0	1	2.4
Totals		0	232	21-58	.362	10-30	.333	14-20	.700	2	16	18	0.7	18	34	17	0	14	66	2.4

2016-17 (SOPHOMORE SEASON)

Opponent	Date	gs	min	Total		3-Pointers		Free throws		Rebounds				pf	a	t/o	blk	stl	pts	avg
				fg-fga	pct	3fg-fga	pct	ft-fa	pct	off	def	tot	avg							
BROWN	11/11/16	27		2-4	.500	1-3	.333	1-1	1.000	2	3	5	5.0	1	2	1	0	1	6	6.0
ALBANY	11/14/16	19		2-5	.400	1-2	.500	1-2	.500	0	1	1	3.0	2	5	1	0	3	6	6.0
vs Rhode Island	11/19/16	16		1-2	.500	1-2	.500	0-0	.000	0	0	0	2.0	2	0	0	0	1	3	5.0
vs Penn State	11/20/16	23		1-4	.250	1-2	.500	0-1	.000	0	1	1	1.8	1	1	1	0	0	3	4.5
SAMFORD	11/23/16	9		0-3	.000	0-2	.000	0-2	.000	0	0	0	1.4	1	1	1	0	0	0	3.6
LIPSCOMB	11/26/16	13		2-4	.500	1-1	1.000	0-0	.000	0	2	2	1.5	0	2	2	0	1	5	3.8
at Iowa State	12-01-16	5		0-1	.000	0-0	.000	0-0	.000	0	0	0	1.3	1	1	0	0	0	0	3.3
BOWLING GREEN	12/04/16	28		5-8	.625	4-5	.800	0-0	.000	1	2	3	1.5	1	1	1	0	0	14	4.6
at Butler	12/10/16	9		0-1	.000	0-1	.000	0-0	.000	1	1	2	1.6	1	1	1	0	0	0	4.1
TEXAS SOUTHERN	12/13/16	22		3-5	.600	1-3	.333	1-2	.500	0	2	2	1.6	1	9	0	0	1	8	4.5
FAIRLEIGH DICKINSON	12/17/16	23		6-11	.545	1-4	.250	0-0	.000	0	0	0	1.5	2	5	2	0	2	13	5.3
MARSHALL	12/22/16	13		1-3	.333	0-1	.000	1-2	.500	0	1	1	1.4	0	3	0	0	0	3	5.1
at Temple	12/28/16	12		1-3	.333	0-1	.000	0-0	.000	0	0	0	1.3	1	1	0	0	1	2	4.8
TULANE	01/01/17	20		3-5	.600	1-2	.500	2-2	1.000	1	0	1	1.3	0	4	0	0	0	9	5.1
at Houston	1/7/17	14		0-2	.000	0-1	.000	0-0	.000	0	1	1	1.3	1	3	1	0	0	0	4.8
SMU	01/12/17	4		0-1	.000	0-1	.000	0-0	.000	0	1	1	1.3	1	0	0	0	0	0	4.5
at East Carolina	01/15/17	11		1-2	.500	0-1	.000	0-0	.000	0	0	0	1.2	1	0	0	0	0	2	4.4
TEMPLE	01/18/17	4		0-1	.000	0-1	.000	0-0	.000	0	0	0	1.1	0	0	0	0	0	0	4.1
at Tulane	01/21/17	12		0-2	.000	0-2	.000	0-0	.000	0	1	1	1.1	1	2	0	0	0	0	3.9
XAVIER	01/26/17	3		0-0	.000	0-0	.000	0-0	.000	0	0	0	1.1	1	0	0	0	0	0	3.7
USF	01/29/17	28		5-7	.714	2-3	.667	0-0	.000	3	2	5	1.2	3	9	1	0	1	12	4.1
at Tulsa	02/01/17	2		0-0	.000	0-0	.000	0-0	.000	0	0	0	1.2	1	0	0	0	0	0	3.9
UCONN	02/04/17	15		0-1	.000	0-1	.000	0-0	.000	0	1	1	1.2	2	2	0	0	0	0	3.7
UCF	02/08/17	15		2-5	.400	2-3	.667	0-0	.000	0	0	0	1.1	0	2	0	0	0	6	3.8
at SMU	02/12/17	9		0-0	.000	0-0	.000	1-2	.500	0	0	0	1.1	1	2	0	0	0	1	3.7
at USF	02/15/17	15		0-2	.000	0-0	.000	0-0	.000	0	0	0	1.0	0	5	0	0	2	0	3.6
TULSA	02/18/17	17		1-1	1.000	0-0	.000	0-0	.000	0	1	1	1.0	1	3	2	0	1	2	3.5
MEMPHIS	02/23/17	5		0-2	.000	0-1	.000	0-0	.000	0	2	2	1.1	1	0	0	0	0	0	3.4
at UCF	2/26/17	9		0-0	.000	0-0	.000	0-0	.000	0	2	2	1.1	2	1	1	0	0	0	3.3
HOUSTON	03/02/17	7		0-1	.000	0-0	.000	0-0	.000	0	0	0	1.1	0	0	0	0	0	0	3.2
at UConn	3/5/17	20		1-2	.500	1-1	1.000	0-0	.000	0	1	1	1.1	0	1	0	0	1	3	3.2
vs Tulsa	3/10/17	11		0-2	.000	0-1	.000	0-0	.000	0	2	2	1.1	0	1	0	0	1	0	3.1
at UConn	3/11/17	2		0-0	.000	0-0	.000	0-0	.000	0	0	0	1.1	2	0	0	1	0	0	3.0
vs Kansas State	03/17/17	2		0-0	.000	0-0	.000	0-0	.000	0	0	0	1.0	0	0	0	0	0	0	2.9
vs UCLA	03/19/17	2		0-0	.000	0-0	.000	0-0	.000	0	0	0	1.0	0	1	0	0	0	0	2.8
Totals		0	446	37-90	.411	17-45	.378	7-14	.500	8	27	35	1.0	32	68	16	0	16	98	2.8



#5 TREVOR MOORE

GUARD • 6-5 • 200 • FRESHMAN • HS • HOUSTON, TEXAS (SOUTH KENT PREP [CONN.]

2017-18 Season (Freshman): Tallied eight points with a pair of threes in 14 minutes against Savannah State (11/10).

Prior to Cincinnati: Averaged 7.0 points and 3.0 rebounds during the 2016-17 season at South Kent Prep in Connecticut ... ranked as the seventh best prospect in Connecticut for 2017 according to the New England Recruiting Report ... averaged 14.3 points while shooting 37.6 percent (56 of 149) from three-point range and 39.0 percent (67 of 172) from the field during 16 games for the 2016 Houston Defenders, an AAU squad on the Under Armour Association's 17U summer circuit ... made 35 three-pointers during the circuit's April-May schedule, ranking second among all guards ... three-time all-district selection at Phillis Wheatley High School, led the Greater Houston area in three-pointers made as a junior ... advanced to the 2017 NEPSAC Class AAA semifinals and the 2017 National Prep School Championship quarterfinals.

Personal: Born July 3, 1999 in Houston, Texas ... son of Renell and Ray Moore ... has two brothers, D'Ion and KJ and two sisters, Alteria and Kenetra.

SEASON & CAREER STATISTICS

2017-18 SEASON		CAREER
8 vs. Savannah State, 11/10/17	Pts	8 vs. Savannah State, 11/10/17
5 vs. Savannah State, 11/10/17	FG Atts	5 vs. Savannah State, 11/10/17
3 vs. Savannah State, 11/10/17	FG Made	3 vs. Savannah State, 11/10/17
4 vs. Savannah State, 11/10/17	3PT-FG Atts	4 vs. Savannah State, 11/10/17
2 vs. Savannah State, 11/10/17	3PT-FG Made	2 vs. Savannah State, 11/10/17
4 vs. Coppin State, 11/16/17	FT Atts	4 vs. Coppin State, 11/16/17
2, 2x (last vs. Coppin State, 11/16/17)	FT Made	2, 2x (last vs. Coppin State, 11/16/17)
3 vs. Western Carolina, 11/13/17	Rebs	3 vs. Western Carolina, 11/13/17
1 vs. Western Carolina, 11/13/17	Assts	1 vs. Western Carolina, 11/13/17
2 vs. Coppin State, 11/16/17	Stls	2 vs. Coppin State, 11/16/17
0	Blks	0
14, 2x (last vs. Coppin State, 11/16/17)	Mins	14, 2x (last vs. Coppin State, 11/16/17)

MISCELLANEOUS STATISTICS

CATEGORY	2017-18	CAREER
Double-Figure Scoring Games	0	0
Double-Figure Rebounding Games	0	0
Double-Double Games	0	0
20-Point Scoring Games	0	0
Games Led UC in Scoring	0	0
Games Led UC in Rebounding	0	0
Games Led UC in Assists	0	0
Games With 3+ Assists	0	0
Games With 3+ Blocks	0	0
Games With 3+ Steals	0	0
Games With 3+ Three-Pointers	0	0

GAME-BY-GAME STATISTICS

2017-18 (FRESHMAN SEASON)

Opponent	Date	gs	min	Total		3-Pointers		Free throws		Rebounds				pf	a	t/o	blk	stl	pts	avg
				fg-fga	pct	3fg-fga	pct	ft-fga	pct	off	def	tot	avg							
SAVANNAH STATE	11/10/17	14	3-5	.600	2-4	.500	0-0	.000	1	1	2	2.0	1	0	1	0	0	0	8	8.0
WESTERN CAROLINA	11/13/17	13	1-3	.333	1-3	.333	2-2	1.000	0	3	3	2.5	1	1	0	0	1	5	6.5	
COPPIN STATE	11/16/17	14	1-3	.333	1-3	.333	2-4	.500	1	1	2	2.3	1	0	1	0	2	5	6.0	
Totals		0	41	5-11	.455	4-10	.400	4-6	.667	2	5	7	2.3	3	1	2	0	3	18	6.0

CAREER STATISTICS

			Total		3-Point		F-Throws		Rebounds											Scoring	
Season	gp-gs	min/avg	fg-fga	pct	fg-fga	pct	ft-fga	pct	off	def	tot	avg	pf	fo	ast	to	blk	stl	pts	avg	
2017-18	3-0	41/13.7	5-11	.455	4-10	.400	4-6	.667	2	5	7	2.3	3	0	1	2	0	3	18	6.0	
TOTAL	3-0	41/13.7	5-11	.455	4-10	.400	4-6	.667	2	5	7	2.3	3	0	1	2	0	3	18	6.0	



#11 GARY CLARK

FORWARD • 6-8 • 230 • SENIOR • 3L • CLAYTON, N.C. (CLAYTON HIGH SCHOOL)

CONFERENCE AWARDS

- » Preseason Second Team (2017-18)
- » All-Tournament (2017)
- » Defensive Player of the Year (2015-16)
- » Second Team (2015-16)
- » All-Tournament (2016)
- » All-Rookie Team (2014-15)
- » Honorable Mention (2014-15)
- » Player of the Week (2X: 3/7/16, 12/26/16)
- » Weekly Honor Roll (7X: 3/6/17, 2/20/17, 2/6/17, 2/22/16, 2/8/16, 2/1/16, 2/23/15)

OTHER HONORS

- » Oscar Robertson Trophy Player of the Year Watch List (2017-18)
- » Karl Malone Power Forward of the Year Watch List (2017-18)
- » Lute Olson Player of the Year Award Watch List (2017-18, 2016-17)
- » NABC All-District 25 Second Team (2016)
- » Emerald Coast Classic All-Tourney Team (2014)

MOMENTS

- » Scored a career-high 26 points on 12-of-15 shooting vs. Marshall (12/22/16)
- » Hit a 15-footer with 5 seconds left to force overtime in UC's 55-54 OT win at No. 19 Iowa State (12/1/16)
- » Converted a three-point play with 12.1 seconds left in 58-57 win at UConn (1/28/16)
- » Set Cincinnati's freshman single-game record, pulling down 16 rebounds against East Carolina (1/6/15)

2017-18 Season (Senior): Became the 51st member of UC's 1,000-point club while posting his 19th career double-double with 13 points and 11 rebounds against Savannah State (11/10).

2016-17 Season (Junior): Started 35 of 36 games played, averaging 10.8 points, 7.9 rebounds, 2.1 assists and 1.2 blocks in 28.6 minutes ... Named to American Championship All-Tournament team, averaging 13.3 points and a team-best 6.7 rebounds while making 22 of 24 free throws in three games ... earned The American's Player of the Week award once and Weekly Honor Roll award three times ... ranked among the league leaders in field goal percentage (fourth at .529), rebounds (fourth at 7.9), blocks (tied for ninth at 1.2) and scoring (26th at 10.8) ... ranked second in the league and 48th in the nation averaging 3.0 offensive rebounds ... finished the season with a team-best 283 rebounds giving him 819 for his career, ranking 24th in the nation and third most among juniors ... his 819 career rebounds are the most through three seasons at Cincinnati since Danny Fortson (873 from 1995-97) ... registered seven double-doubles (tied for sixth in the league), giving him 18 for his UC career, second most in the Mick Cronin coaching era ... led UC in rebounding in 19 games, grabbing 10 or more boards nine times ... scored a career-high 26 points on 12-of-15 shooting with 10 rebounds in 38 minutes against Marshall (12/22).

2015-16 Season (Sophomore): Started 32 of 33 games played, averaging 10.4 points, a team-high 8.8 rebounds, 2.1 assists and 1.5 blocks in 30.4 minutes ... named The American's Defensive Player of the Year and second-team all-conference ... tabbed NABC All-District 25 Second Team ... selected to The American's Weekly Honor Roll three times ... ranked among the nation's leaders in offensive rebounds (28th at 3.4), total rebounds (57th with 290) and rebounds per game (65th at 8.8) ... listed among the league leaders in offensive rebounds (second at 3.4), rebounds (third at 8.8), defensive rebounds (fourth at 5.4), blocked shots (sixth at 1.5), steals (tied for sixth at 1.2), field goal percentage (eighth at .519) and scoring (29th at 10.4) ... his 290 single-season rebounds ranked as the most since Eric Hicks (329 in 2005-06) ... his 536 rebounds after two seasons ranked as the most since Danny Fortson (574 in 1995 and 1996) ... averaged 13.1 points and 10.0 rebounds and 2.0 blocks with four double-doubles in seven games during February ... posted a team-high eight double-doubles ... led the team in rebounding in 17 games during the season, grabbing 10 or more boards 14 times.

2014-15 Season (Freshman): Started all 34 games, averaging 7.8 points, 7.2 rebounds, 1.7 assists and 1.3 blocks in 27.8 minutes ... named to the American Athletic Conference All-Rookie Team by the league's coaches ... tabbed The American's Rookie of the Week (12/8) and The American's Weekly Honor Roll (2/23) ... grabbed 246 rebounds on the season, second most in school history by a freshman (Danny Fortson 258 in 1995) ... finished as the only freshman in The American to rank among the top 10 league leaders for rebounds (third at 7.2), field goal percentage (sixth at .524) and blocks (sixth at 1.3) ... finished second in The American in rebounding among freshmen (UConn's Daniel Hamilton 7.6) ... ranked second in the league for offensive rebounds (2.8) and tied for fourth in defensive rebounds (4.5) ... led UC in rebounding in 15 games on the season, grabbing 10 or more boards seven times ... set a UC freshman record pulling down 16 rebounds to go with eight points, a season-best four blocks and a season-high four steals against East Carolina (1/6) ... selected to the Emerald Coast Classic All-Tournament Team ... became the first true freshman to start a season opener since Lance Stephenson (2009-10 season).

Prior to Cincinnati: Averaged 26 points, seven rebounds and four assists as a senior at Clayton High School in Clayton, North Carolina ... finished his career as the school's all-time leader in points, rebounds and blocks ... tabbed a four-star recruit by Rivals, ESPN and 247 Sports ... praised on one of the nation's top 100 prospects by ESPN and Rivals ... named Greater Neuse River Conference Player of the Year as a junior and senior ... became the first player in the state of North Carolina to record a quadruple double with 22 points, 21 rebounds, 15 blocked shots and 10 assists against West Johnston during his senior season ... poured in 40 points and grabbed 12 rebounds against East Wake on Jan. 11, 2014, the same day he was left off the list of nominees for the McDonald's All-America game ... averaged 24 points, 14 rebounds and four blocks while leading the Comets to the 2013 4A Eastern Regional semifinals as a junior ... averaged nearly 32 points in the playoffs while earning Associate Press All-State accolades.

Personal: Born Nov. 16, 1994 in Smithfield, North Carolina ... son of Tammy McKey and Gary Clark Sr. ... has one brother, Jeremiah and two sisters, Azia and Tanija ... right-handed.



OSCAR ROBERTSON TROPHY WATCH LIST

POWER FORWARD OF YEAR WATCH LIST

LUTE OLSON PLAYER OF YEAR WATCH LIST

SEASON & CAREER STATISTICS

2017-18 SEASON

		CAREER
13 vs. Savannah State, 11/10/17	Pts	26 vs. Marshall, 12/22/16
9 vs. Savannah State, 11/10/17	FG Atts	15 vs. Marshall, 12/22/16
5, 2x (last vs. Coppin State, 11/16/17)	FG Made	12 vs. Marshall, 12/22/16
3 vs. Coppin State, 11/16/17	3PT-FG Atts	4, 4x (last at UConn, 3/5/17)
1 vs. Coppin State, 11/16/17	3PT-FG Made	2, 5x (last vs. UConn, 2/4/17)
4, 2x (last vs. Western Carolina, 11/13/17)	FT Atts	16 vs. UConn, 3/11/17
4 vs. Western Carolina, 11/13/17	FT Made	15 vs. UConn, 3/11/17
11 vs. Savannah State, 11/10/17	Rebs	16 vs. East Carolina, 1/6/15
2 vs. Coppin State, 11/16/17	Assts	8 vs. Temple, 1/18/17
2 vs. Western Carolina, 11/13/17	Stls	5 at SMU, 1/7/16
1, 2x (last vs. Western Carolina, 11/13/17)	Blks	4, 7x (last at USF, 2/15/17)
22 vs. Savannah State, 11/10/17	Mins	48 vs. UConn, 3/11/16

MISCELLANEOUS STATISTICS

CATEGORY	2014-15	2015-16	2016-17	2017-18	CAREER
Double-Figure Scoring Games	11	19	19	2	51
Double-Figure Rebounding Games	7	14	9	1	31
Double-Double Games	3	8	7	1	19
20-Point Scoring Games	0	1	3	0	4
Games Led UC in Scoring	2	5	6	0	13
Games Led UC in Rebounding	15	17	18	2	52
Games Led UC in Assists	6	4	2	0	12
Games With 3+ Assists	5	11	10	0	26
Games With 3+ Blocks	4	5	4	0	13
Games With 3+ Steals	3	4	4	0	11
Games With 3+ Three-Pointers	0	0	0	0	0

CAREER STATISTICS

Season	gp-gs	min/avg	Total fg-fga	pct	3-Point fg-fga	pct	F-Throws ft-fga	pct	Rebounds off	def	tot	avg	pf	fo	ast	to	blk	stl	Scoring pts	avg
2014-15	34-34	945/27.8	110-210	.524	0-5	.000	45-72	.625	94	152	246	7.2	54	0	57	38	45	35	265	7.8
2015-16	33-32	1002/30.4	126-243	.519	13-25	.520	79-115	.687	113	177	290	8.8	76	0	70	42	49	41	344	10.4
2016-17	36-35	1031/28.6	146-276	.529	14-49	.286	83-119	.697	108	175	283	7.9	67	0	76	41	42	36	389	10.8
2017-18	3-3	59/19.7	12-22	.545	1-5	.200	8-10	.800	10	12	22	7.3	5	0	4	0	2	4	33	11.0
TOTAL	106-104	3037/28.7	394-751	.525	28-84	.333	215-316	.680	325	516	841	7.9	202	0	207	121	138	116	1031	9.7



#11 GARY CLARK

FORWARD • 6-8 • 230 • SENIOR • 3L • CLAYTON, N.C. (CLAYTON HIGH SCHOOL)

GAME-BY-GAME STATISTICS

2017-18 (SENIOR SEASON)


Opponent	Date	gs	min	Total		3-Pointers		Free throws		Rebounds				pf	a	t/o	blk	stl	pts	avg	
				fg-fga	pct	3fg-fga	pct	ft-fa	pct	off	def	tot	avg								
SAVANNAH STATE	11/10/17	*	22	5-9	.556	0-1	.000	3-4	.750	4	7	11	11.0	2	1	0	1	1	13	13.0	
WESTERN CAROLINA	11/13/17	*	20	2-5	.400	0-1	.000	4-4	1.000	1	1	2	6.5	1	1	0	1	2	8	10.5	
COPPIN STATE	11/16/17	*	17	5-8	.625	1-3	.333	1-2	.500	5	4	9	7.3	2	2	0	0	1	12	11.0	
Totals			3	59	12-22	.545	1-5	.200	8-10	.800	10	12	22	7.3	5	4	0	2	4	33	11.0

2015-16 (SOPHOMORE SEASON)

Opponent	Date	gs	min	Total		3-Pointers		Free throws		Rebounds				pf	a	t/o	blk	stl	pts	avg	
				fg	pct	3fg	pct	ft	pct	off	def	tot	avg								
WESTERN CAROLINA	11/13/15	*	28	9-10	.900	0-1	.000	3-3	1.000	2	6	8	8.0	2	2	1	3	0	21	21.0	
ROBERT MORRIS	11/15/15	*	24	2-5	.400	0-0	.000	0-0	.000	4	3	7	7.5	1	3	2	2	1	4	12.5	
at Bowling Green	11/18/15	*	24	3-4	.750	0-0	.000	1-2	.500	2	8	10	8.3	3	2	1	1	2	7	10.7	
ARKANSAS-PINE BLUFF	11/22/15	*	18	3-4	.750	1-1	1.000	3-6	.500	2	4	6	7.8	4	3	1	1	1	10	10.5	
SE LOUISIANA	11/24/15	*	37	4-8	.500	1-1	1.000	3-5	.600	5	3	8	7.8	1	0	0	2	1	12	10.8	
vs Nebraska	11/27/15	*	30	2-6	.333	0-0	.000	2-2	1.000	2	2	4	7.2	2	2	2	0	1	6	10.0	
vs George Washington	11/28/15	*	27	3-4	.750	0-0	.000	0-0	.000	3	8	11	7.7	4	2	2	1	3	6	9.4	
BUTLER	12/2/15	*	23	3-4	.750	0-0	.000	3-4	.750	3	3	6	7.5	4	1	2	2	1	9	9.4	
MORGAN STATE	12/6/15	*	28	4-6	.667	1-2	.500	4-5	.800	8	6	14	8.2	2	5	0	2	1	13	9.8	
at Xavier	12/12/15	*	29	0-2	.000	0-0	.000	0-0	.000	2	5	7	8.1	3	2	1	0	2	0	8.8	
NORFOLK STATE	12/15/15	*	29	9-11	.818	1-1	1.000	0-0	.000	3	4	7	8.0	3	2	2	1	0	19	9.7	
at VCU	12/19/15	*	30	3-6	.500	0-0	.000	7-8	.875	2	7	9	8.1	4	0	1	1	0	13	10.0	
IOWA STATE	12/22/15	*	28	5-8	.625	0-1	.000	0-2	.000	5	4	9	8.2	1	2	1	0	1	10	10.0	
TEMPLE	12/29/15	*	28	3-8	.375	0-0	.000	1-1	1.000	3	1	4	7.9	2	2	2	0	0	7	9.8	
TULSA	12/16	*	30	3-6	.500	0-0	.000	1-2	.500	8	6	14	8.3	4	4	0	1	0	7	9.6	
at SMU	01/07/16	*	32	6-10	.600	0-0	.000	1-2	.500	4	7	11	8.4	2	1	1	0	5	13	9.8	
at USF	1/10/16	*	34	0-4	.000	0-0	.000	5-7	.714	7	4	11	8.6	1	2	2	1	1	5	9.5	
HOUSTON	1/13/16	*	33	5-6	.833	1-1	1.000	3-4	.750	5	2	7	8.5	4	6	1	1	2	14	9.8	
at Temple	01/16/16	*	34	6-10	.600	0-1	.000	0-1	.000	5	9	14	8.8	4	1	2	2	0	12	9.9	
MEMPHIS	01/21/16	*	27	2-5	.400	0-0	.000	3-5	.600	1	3	4	8.6	4	1	2	4	2	7	9.8	
TULANE	01/24/16	*	23	8-10	.800	1-1	1.000	0-2	.000	1	4	5	8.4	0	0	1	1	2	17	10.1	
at UCONN	1/28/16	*	32	4-7	.571	1-2	.500	4-7	.571	2	4	6	8.3	2	3	4	4	0	13	10.2	
USF	02/04/16	*	31	5-10	.500	1-2	.500	5-7	.714	9	4	13	8.5	2	4	0	0	1	16	10.5	
at Memphis	2/6/16	*	37	6-10	.600	1-2	.500	2-4	.500	3	11	14	8.7	3	3	0	4	0	15	10.7	
at UCF	2/9/16	*	33	3-9	.333	1-2	.500	4-4	1.000	1	7	8	8.7	1	5	1	4	1	11	10.7	
EAST CAROLINA	2/13/16	*	33	6-8	.750	0-0	.000	3-3	1.000	2	10	12	8.8	0	4	3	1	1	15	10.8	
at Tulsa	02/18/16	*	39	7-14	.500	2-4	.500	2-2	1.000	2	7	9	8.8	0	0	1	2	2	18	11.1	
UCONN	2/20/16	*	34	6-12	.500	1-2	.500	0-2	.000	1	10	11	8.9	0	1	3	2	1	13	11.2	
at East Carolina	2/27/16	*	27	2-10	.200	0-0	.000	0-1	.000	1	2	3	8.7	3	1	1	1	3	4	10.9	
at Houston	3/3/16	*	38	0-6	.000	0-1	.000	6-8	.750	3	10	13	8.8	3	1	0	2	1	6	10.8	
SMU	03/06/16	*	35	0-8	.000	0-0	.000	7-8	.875	7	4	11	8.9	4	3	0	1	3	7	10.6	
vs UCONN	3.11.16	*	48	3-9	.333	0-0	.000	6-8	.750	5	7	12	9.0	2	1	2	2	1	12	10.7	
vs Saint Joseph's	3/18/16	*	19	1-3	.333	0-0	.000	0-0	.000	0	2	2	8.8	1	1	0	0	1	2	10.4	
Totals			32	1002	126-243	.519	13-25	.520	79-115	.687	113	177	290	8.8	76	70	42	49	41	344	10.4

2016-17 (JUNIOR SEASON)

Opponent	Date	gs	min	Total		3-Pointers		Free throws		Rebounds				pf	a	t/o	blk	stl	pts	avg
				fg-fga	pct	ft-fa	pct	off	def	tot	avg									
BROWN	11/11/16 *	27	7-9	.778	0-1	.000	0-1	.000	3	6	9	9.0	0	4	1	2	3	14	14.0	
ALBANY	11/14/16 *	24	1-6	.167	0-1	.000	0-0	.000	1	3	4	6.5	4	1	1	2	1	2	8.0	
vs Rhode Island	11/19/16 *	36	1-5	.200	0-1	.000	2-2	1.000	3	3	6	6.3	2	2	0	3	0	4	6.7	
vs Penn State	11/20/16 *	20	4-4	1.000	1-1	1.000	0-0	.000	2	4	6	6.3	4	2	1	2	3	9	7.3	
SAMFORD	11/23/16 *	35	4-8	.500	0-2	.000	5-10	.500	5	2	7	6.4	1	0	2	1	1	13	8.4	
LIPSCOMB	11/26/16 *	6	1-2	.500	0-0	.000	0-0	.000	0	2	2	5.7	1	0	0	0	0	2	7.3	
at Iowa State	12-01-16 *	37	5-8	.625	0-1	.000	1-2	.500	4	6	10	6.3	2	2	2	3	0	11	7.9	
BOWLING GREEN	12/04/16 *	24	3-6	.500	0-1	.000	2-2	1.000	3	3	6	6.3	0	3	2	1	1	8	7.9	
at Butler	12/10/16 *	34	7-13	.538	0-3	.000	0-2	.000	3	9	12	6.9	0	1	0	0	1	14	8.6	
TEXAS SOUTHERN	12/13/16 *	21	4-8	.500	0-0	.000	5-7	.714	2	1	3	6.5	3	6	1	0	2	13	9.0	
FAIRLEIGH DICKINSON	12/17/16 *	13	2-3	.667	0-0	.000	2-2	1.000	2	6	8	6.6	0	4	0	1	1	6	8.7	
MARSHALL	12/22/16 *	38	12-15	.800	1-1	1.000	1-4	.250	4	6	10	6.9	1	3	1	2	0	26	10.2	
at Temple	12/28/16 *	33	4-10	.400	0-1	.000	3-6	.500	2	4	6	6.8	3	1	3	2	1	11	10.2	
TULANE	01/01/17 *	20	2-4	.500	0-0	.000	0-0	.000	2	5	7	6.9	2	3	1	0	1	4	9.8	
at Houston	1/7/17 *	34	4-8	.500	2-4	.500	1-2	.500	4	4	8	6.9	1	2	1	3	0	11	9.9	
SMU	01/12/17 *	31	8-9	.889	2-3	.667	0-0	.000	2	3	5	6.8	2	2	0	0	1	18	10.4	
at East Carolina	01/15/17 *	27	3-6	.500	0-1	.000	2-2	1.000	4	5	9	6.9	3	1	1	0	1	8	10.2	
TEMPLE	01/18/17 *	35	2-5	.400	0-1	.000	3-3	1.000	4	3	7	6.9	1	8	3	2	1	7	10.1	
at Tulane	01/21/17 *	30	3-5	.600	0-0	.000	0-0	.000	3	3	6	6.9	2	2	1	1	0	6	9.8	
XAVIER	01/26/17 *	35	6-9	.667	0-1	.000	1-2	.500	5	6	11	7.1	4	3	2	0	2	13	10.1	
USF	01/29/17 *	14	2-3	.667	0-1	.000	2-2	1.000	6	2	8	7.1	2	3	1	0	0	6	9.8	
at Tulsa	02/01/17 *	37	3-5	.600	1-1	1.000	2-3	.667	5	7	12	7.4	2	2	1	1	1	9	9.8	
UCONN	02/04/17 *	29	8-14	.571	2-4	.500	2-2	1.000	4	7	11	7.5	0	3	0	2	0	20	10.2	
UCF	02/08/17 *	34	3-12	.250	0-3	.000	2-2	1.000	5	3	8	7.5	2	0	0	0	3	8	10.1	
at SMU	02/12/17 *	36	2-7	.286	1-2	.500	1-2	.500	2	10	12	7.7	0	3	2	1	1	6	10.0	
at USF	02/15/17 *	25	5-11	.455	0-0	.000	3-4	.750	5	9	14	8.0	2	0	2	4	2	13	10.1	
TULSA	02/18/17 *	30	5-8	.625	0-1	.000	4-4	1.000	2	6	8	8.0	3	2	2	1	0	14	10.2	
MEMPHIS	02/23/17 *	31	3-6	.500	1-2	.500	6-10	.600	3	6	9	8.0	2	3	2	1	1	13	10.3	
at UCF	2/26/17 *	17	1-4	.250	1-1	1.000	0-0	.000	3	0	3	7.8	4	0	1	1	0	3	10.1	
HOUSTON	03/02/17 *	30	5-9	.556	0-1	.000	4-6	.667	1	6	7	7.8	0	0	1	0	1	14	10.2	
at UConn	3/5/17 *	25	7-14	.500	1-4	.250	2-5	.400	5	9	14	8.0	2	0	1	0	3	7	10.4	
vs Tulsa	3/10/17 *	29	1-6	.167	0-1	.000	3-4	.750	1	1	2	7.8	3	1	0	3	2	5	10.3	
at UConn	3/11/17 *	34	5-9	.556	0-0	.000	15-16	.938	2	7	9	7.8	2	0	1	0	0	25	10.7	
vs SMU	3/12/17 *	35	3-8	.375	0-2	.000	4-4	1.000	1	8	9	7.9	3	1	0	1	0	10	10.7	
vs Kansas State	03/17/17 *	34	6-10	.600	1-2	.500	2-4	.500	2	5	7	7.9	1	2	3	1	1	15	10.8	
vs UCLA	03/19/17 *	31	4-7	.571	0-1	.000	3-4	.750	3	5	8	7.9	3	6	1	1	1	11	10.8	
Totals		35	1031	146-276	529	14-49	286	83-119	697	108	175	283	7.9	67	76	41	42	36	389	10.8



#13 TREVON SCOTT

FORWARD • 6-8 • 220 • R-SOPHOMORE • 1L • DARIEN, GA. (McINTOSH COUNTY ACADEMY)

2016-17 Season (R-Freshman): Played in 35 games as a reserve, averaging 3.1 points and 2.5 rebounds in 10.2 minutes ... shot 50 percent (45 of 90) from the field on the season ... scored a season-high 11 points on 5-of-10 shooting with seven rebounds and three assists in 18 minutes against Texas Southern (12/13) ... recorded 10 points on 5-of-5 shooting against Fairleigh Dickinson (12/17) ... registered 10 points on 5-of-6 shooting against Penn State (11/20) ... tallied nine points and nine rebounds with a season-best five assists and five blocks in a season-high 29 minutes against Lipscomb (11/26) ... recorded nine points, seven rebounds and a season-high five steals against USF (1/29) ... grabbed at least one rebound in 28 of 35 games played.

2015-16 Season (Freshman): Redshirted

Prior to Cincinnati: Named the Georgia Region 2A Player of the Year as a junior and senior ... tabbed first team all-region as a freshman and sophomore ... set the school scoring mark with 1,824 points while averaging 13.3 rebounds during his career at McIntosh County Academy in Darien, Georgia (population 1,880) ... averaged 21.6 points, 14.1 rebounds, 6.5 assists and 3.5 blocks as a senior ... posted 22.3 points, 13.7 rebounds, 6.7 assists and 3.7 blocks as a junior ... tabbed a three-star prospect by ESPN, Rivals.com and Scout.com and 247 Sports.

Personal: Born Nov. 25, 1996 in Brunswick, Georgia ... son of Anita and Eddie Scott ... has two sisters, Jada and Jady ... right-handed ... first named pronounced "TREY-vaughn."

SEASON & CAREER STATISTICS

2017-18 SEASON

6, 2x (last vs. Coppin State, 11/16/17)	Pts	11 vs. Texas Southern, 12/13/16
2, 3x (last vs. Coppin State, 11/16/17)	FG Atts	10 vs. Texas Southern, 12/13/16
2, 2x (last vs. Coppin State, 11/16/17)	FG Made	5, 3x (last vs. Fairleigh Dickinson, 12/17/16)
0	3PT-FG Atts	1, 3x (last vs. USF, 1/29/17)
0	3PT-FG Made	1 vs. USF, 1/29/17
3 vs. Western Carolina, 11/13/17	FT Atts	5, 2x (last vs. Marshall, 12/22/16)
2, 3x (last vs. Coppin State, 11/16/17)	FT Made	3 vs. Lipscomb, 11/26/16
6 vs. Western Carolina, 11/13/17	Rebs	10 vs. Tulane, 1/1/17
6 vs. Western Carolina, 11/13/17	Assts	6 vs. Western Carolina, 11/13/17
2 vs. Western Carolina, 11/13/17	Stls	5 vs. USF, 1/29/17
1 vs. Western Carolina, 11/13/17	Blks	5 vs. Lipscomb, 11/26/16
18 vs. Western Carolina, 11/13/17	Mins	29 vs. Lipscomb, 11/26/16

MISCELLANEOUS STATISTICS

CATEGORY	2016-17	2017-18	CAREER
Double-Figure Scoring Games	3	0	3
Double-Figure Rebounding Games	1	0	1
Double-Double Games	0	0	0
20-Point Scoring Games	0	0	0
Games Led UC in Scoring	0	0	0
Games Led UC in Rebounding	2	0	2
Games Led UC in Assists	1	1	2
Games With 3+ Assists	2	1	3
Games With 3+ Blocks	1	0	1
Games With 3+ Steals	1	0	1
Games With 3+ Three-Pointers	0	0	0

GAME-BY-GAME STATISTICS

2017-18 (R-SOPHOMORE SEASON)


Opponent	Date	gs	min	Total		3-Pointers		Free throws		Rebounds				pf	a	t/o	blk	stl	pts	avg
				fg-fga	pct	3fg-fga	pct	ft-fga	pct	off	def	tot	avg							
SAVANNAH STATE	11/10/17	12	1-2	.500	0-0	.000	2-2	1.000	1	2	3	3.0	2	3	1	0	1	4	4.0	
WESTERN CAROLINA	11/13/17	18	2-2	1.000	0-0	.000	2-3	.667	1	5	6	4.5	3	6	3	1	2	6	5.0	
COPPIN STATE	11/16/17	12	2-2	1.000	0-0	.000	2-2	1.000	2	3	5	4.7	0	3	0	0	1	6	5.3	
Totals		0	42	5-6	.833	0-0	.000	6-7	.857	4	10	14	4.7	5	12	4	1	4	16	5.3

2016-17 (R-FRESHMAN SEASON)

Opponent	Date	gs	min	Total		3-Pointers		Free throws		Rebounds				pf	a	t/o	blk	stl	pts	avg
				fg-fga	pct	3fg-fga	pct	ft-fga	pct	off	def	tot	avg							
BROWN	11/11/16	9	2-3	.667	0-0	.000	2-3	.667	0	2	2	2.0	1	0	0	1	0	6	6.0	
ALBANY	11/14/16	7	2-3	.667	0-0	.000	0-0	.000	2	1	3	2.5	0	0	0	1	0	4	5.0	
vs Rhode Island	11/19/16	0	0-0	.000	0-0	.000	0-0	.000	0	0	0	1.7	0	0	0	0	0	0	3.3	
vs Penn State	11/20/16	18	5-6	.833	0-0	.000	0-0	.000	2	1	3	2.0	1	1	0	1	0	10	5.0	
SAMFORD	11/23/16	7	0-2	.000	0-0	.000	0-0	.000	0	2	2	2.0	0	0	0	0	0	0	4.0	
LIPSCOMB	11/26/16	29	3-6	.500	0-0	.000	3-5	.600	4	5	9	3.2	2	5	2	5	0	9	4.8	
at Iowa State	12-01-16	12	0-1	.000	0-0	.000	0-0	.000	2	1	3	3.1	0	1	1	0	0	0	4.1	
BOWLING GREEN	12/04/16	14	1-4	.250	0-0	.000	0-0	.000	0	4	4	3.3	1	1	0	0	2	2	3.9	
at Butler	12/10/16	11	0-1	.000	0-0	.000	0-0	.000	0	3	3	3.2	0	0	0	0	0	0	3.4	
TEXAS SOUTHERN	12/13/16	18	5-10	.500	0-1	.000	1-2	.500	1	6	7	3.6	1	3	0	1	1	11	4.2	
FAIRLEIGH DICKINSON	12/17/16	15	5-5	1.000	0-0	.000	0-4	.000	1	2	3	3.5	1	2	0	1	0	10	4.7	
MARSHALL	12/22/16	26	3-6	.500	0-0	.000	2-5	.400	1	4	5	3.7	2	1	3	1	1	8	5.0	
at Temple	12/28/16	21	2-3	.667	0-0	.000	1-1	1.000	1	5	6	3.8	0	2	1	2	2	5.0		
TULANE	01/01/17	20	2-5	.400	0-1	.000	2-2	1.000	2	8	10	4.3	1	1	1	0	0	6	5.1	
at Houston	1/7/17	6	0-0	.000	0-0	.000	0-0	.000	0	0	0	0.0	2	0	0	0	1	0	4.7	
SMU	01/12/17	15	2-4	.500	0-0	.000	0-0	.000	0	2	2	3.9	0	0	0	1	0	4	4.7	
at East Carolina	01/15/17	8	0-2	.000	0-0	.000	0-0	.000	0	3	3	3.8	0	1	2	0	0	0	4.4	
TEMPLE	01/18/17	5	1-1	1.000	0-0	.000	0-0	.000	1	0	1	3.7	1	0	1	0	0	2	4.3	
at Tulane	01/21/17	10	3-5	.600	0-0	.000	1-2	.500	1	2	3	3.6	0	0	1	0	0	7	4.4	
XAVIER	01/26/17	4	0-2	.000	0-0	.000	0-0	.000	1	0	1	3.5	1	0	0	0	0	0	4.2	
USF	01/29/17	17	4-5	.800	1-1	1.000	0-2	.000	2	5	7	3.7	2	1	0	0	5	9	4.4	
at Tulsa	02/01/17	6	0-0	.000	0-0	.000	0-0	.000	0	0	0	3.5	0	1	0	0	1	0	4.2	
UCONN	02/04/17	10	0-0	.000	0-0	.000	2-4	.500	1	1	2	3.4	0	2	0	0	0	2	4.1	
UCF	02/08/17	6	1-2	.500	0-0	.000	0-0	.000	1	0	1	3.3	3	0	0	0	0	2	4.0	
at SMU	02/12/17	4	0-0	.000	0-0	.000	0-0	.000	0	0	0	3.2	0	0	0	0	0	0	3.9	
at USF	02/15/17	7	0-0	.000	0-0	.000	0-0	.000	0	1	1	3.1	1	0	1	1	2	0	3.7	
TULSA	02/18/17	10	0-0	.000	0-0	.000	0-0	.000	0	1	1	3.0	0	0	1	0	2	0	3.6	
MEMPHIS	02/23/17	8	2-2	1.000	0-0	.000	2-2	1.000	0	1	1	3.0	0	0	0	0	1	6	3.7	
at UCF	2/26/17	2	0-1	.000	0-0	.000	0-0	.000	0	0	0	2.9	2	0	1	0	0	0	3.6	
HOUSTON	03/02/17	8	1-3	.333	0-0	.000	0-0	.000	0	1	1	2.8	1	0	0	0	0	2	3.5	
at UConn	3/5/17	5	0-3	.000	0-0	.000	0-0	.000	0	1	1	2.7	0	0	0	0	0	0	3.4	
vs Tulsa	3/10/17	11	1-2	.500	0-0	.000	0-0	.000	1	1	2	2.7	2	0	0	0	0	2	3.3	
at UConn	3/11/17	3	0-0	.000	0-0	.000	0-0	.000	0	0	0	2.6	0	0	0	0	0	0	3.2	
vs SMU	3/12/17	1	0-0	.000	0-0	.000	0-0	.000	0	0	0	2.6	0	0	0	0	0	0	3.1	
vs UCLA	03/19/17	3	0-0	.000	0-0	.000	0-0	.000	0	1	1	2.5	0	0	0	0	0	0	3.1	
Totals		0	356	45-90	.500	1-3	.333	16-32	.500	24	64	88	2.5	25	20	16	15	17	107	3.1

CAREER STATISTICS

			Total		3-Point		F-Throws		Rebounds											Scoring	
Season	gp-gs	min/avg	fg-fga	pct	fg-fga	pct	ft-fga	pct	off	def	tot	avg	pf	fo	ast	to	blk	stl	pts	avg	
2016-17	35-0	356/10.2	45-90	.500	1-3	.333	16-32	.500	24	64	88	2.5	25	0	20	16	15	17	107	3.1	
2017-18	3-0	42/14.0	5-6	.833	0-0	.000	6-7	.857	4	10	14	4.7	5	0	12	4	1	4	16	5.3	
TOTAL	38-0	398/10.5	50-96	.521	1-3	.333	22-39	.564	28	74	102	2.7	30	0	32	20	16	21	123	3.2	



#14 JACKSON BART

FORWARD • 6-5 • 215 • R-SOPHOMORE • 1L • OKLAHOMA CITY, OKLA. (ORAL ROBERTS)

2016-17 Season (R-Freshman): Played in eight games as a walk-on reserve, averaging 1.4 minutes ... attempted a pair of three-pointers against Tulane (1/1) ... saw a season-high three minutes of action against USF (1/29).

Prior to Cincinnati: Was redshirted his freshman season at Oral Roberts (2014-15) ... did not attend college during the 2015-16 academic year ... averaged 9.5 points and 8.0 rebounds as a senior at Bartlesville High School in 2013-14 ... helped guide the Bruins to a regional championship, state tournament appearance and 23-4 record as a sophomore ... earned all-state accolades by the OCA/OBCA and Oklahoma Indian as a senior and was tabbed a Frontier Valley Conference Academic First Team selection ... twice named to the Arvest Invitational All-Tournament Team and also earned Conestoga Energy Classic All-Tournament honors ... holds school records for charges taken in a game (four), season (31) and career (50) ... coached by his father, Tim.

Personal: Born Jan. 11, 1996 in Oklahoma City, Oklahoma ... son of Tim and Kristi Bart ... father served as an assistant coach at Oral Roberts (1987-91) ... cousin, Chase Williams played football at Oklahoma during the 1999 campaign ... left-handed.

SEASON & CAREER STATISTICS

2017-18 SEASON			CAREER
0	Pts	0	
2 vs. Western Carolina, 11/13/17	FG Atts	2, 2x (last vs. Western Carolina, 11/13/17)	
0	FG Made	0	
2 vs. Western Carolina, 11/13/17	3PT-FG Atts	2, 2x (last vs. Western Carolina, 11/13/17)	
0	3PT-FG Made	0	
0	FT Atts	0	
0	FT Made	0	
0	Rebs	0	
0	Assts	0	
0	Stls	0	
0	Blks	0	
2 vs. Western Carolina, 11/13/17	Mins	3 vs. USF, 1/29/17	

MISCELLANEOUS STATISTICS

CATEGORY	2016-17	2017-18	CAREER
Double-Figure Scoring Games	0	0	0
Double-Figure Rebounding Games	0	0	0
Double-Double Games	0	0	0
20-Point Scoring Games	0	0	0
Games Led UC in Scoring	0	0	0
Games Led UC in Rebounding	0	0	0
Games Led UC in Assists	0	0	0
Games With 3+ Assists	0	0	0
Games With 3+ Blocks	0	0	0
Games With 3+ Steals	0	0	0
Games With 3+ Three-Pointers	0	0	0

GAME-BY-GAME STATISTICS

2017-18 (R-SOPHOMORE SEASON)


Opponent	Date	gs	min	Total		3-Pointers		Free throws		Rebounds				pf	a	t/o	blk	stl	pts	avg
				fg	fga	pct	3fg	3fga	pct	ft	fta	pct	off	def	tot	avg				
SAVANNAH STATE	11/10/17	1	0-0	.000	0-0	.000	0-0	.000	0-0	.000	0	0	0	0	0	0	0	0	0	0.0
WESTERN CAROLINA	11/13/17	2	0-2	.000	0-2	.000	0-0	.000	0-0	.000	0	0	0	0	0	0	0	0	0	0.0
COPPIN STATE	11/16/17	1	0-0	.000	0-0	.000	0-0	.000	0-0	.000	0	0	0	0	0	0	0	0	0	0.0
Totals		0	4	0-2	.000	0-2	.000	0-0	.000	0	0	0	0	0	0	0	0	0	0	0.0

2016-17 (R-FRESHMAN SEASON)

Opponent	Date	gs	min	Total		3-Pointers		Free throws		Rebounds				pf	a	t/o	blk	stl	pts	avg
				fg	fga	pct	3fg	3fga	pct	ft	fta	pct	off	def	tot	avg				
ALBANY	11/14/16	1	0-0	.000	0-0	.000	0-0	.000	0-0	.000	0	0	0	0	0	0	0	0	0	0.0
LIPSCOMB	11/26/16	1	0-0	.000	0-0	.000	0-0	.000	0-0	.000	0	0	0	0	0	0	0	0	0	0.0
BOWLING GREEN	12/04/16	1	0-0	.000	0-0	.000	0-0	.000	0-0	.000	0	0	0	0	0	0	0	0	0	0.0
TEXAS SOUTHERN	12/13/16	1	0-0	.000	0-0	.000	0-0	.000	0-0	.000	0	0	0	0	0	1	0	0	0	0.0
FAIRLEIGH DICKINSON	12/17/16	2	0-0	.000	0-0	.000	0-0	.000	0-0	.000	0	0	0	0	0	1	0	0	0	0.0
TULANE	01/01/17	2	0-2	.000	0-2	.000	0-0	.000	0-0	.000	0	0	0	0	0	0	0	0	0	0.0
USF	01/29/17	3	0-0	.000	0-0	.000	0-0	.000	0-0	.000	0	0	0	0	0	0	0	0	0	0.0
HOUSTON	03/02/17	0	0-0	.000	0-0	.000	0-0	.000	0-0	.000	0	0	0	0	0	0	0	0	0	0.0
Totals		0	11	0-2	.000	0-2	.000	0-0	.000	0	0	0	0	0	0	2	0	0	0	0.0

CAREER STATISTICS

Season	gp-gs	min/avg	Total		3-Point		F-Throws		Rebounds				Scoring					
			fg	fga	pct	fg	fga	pct	ft	fta	pct	off	def	tot	avg	pts	pts	avg
2016-17	8-0	11/1.4	0-2	.000		0-2	.000		0-0	.000		0	0	0	0.0	0	0	0.0
2017-18	3-0	4/1.3	0-2	.000		0-2	.000		0-0	.000		0	0	0	0.0	0	0	0.0
TOTAL	11-0	15/1.4	0-4	.000		0-4	.000		0-0	.000		0	0	0	0.0	0	0	0.0



#15 CANE BROOME

GUARD • 6-0 • 165 • JUNIOR • TR • EAST HARTFORD, CONN. (SACRED HEART)

CONFERENCE AWARDS

- » Player of the Year Northeastern Conference (2015-16)
- » First Team (2015-16)
- » All-Rookie Team (2014-15)
- » Player of the Week (NEC: 4X: 2/22/16, 1/5/16, 11/16/15, 12/8/14)
- » Rookie of the Week (NEC: 5X: 3/2/15, 2/23/15, 1/26/15, 12/22/14, 12/8/14)

OTHER HONORS

- » AP Honorable Mention All-American (2015-16)
- » USBWA All-District I First Team (2015-16)
- » All-ECAC First Team
- » NABC All-District 18 First Team (2015-16)

2017-18 Season (Senior): Tallied 17 points on 6-of-11 shooting with five three-pointers and four assists in his Bearcat debut against Savannah State (11/10).

2016-17 Season (Junior): Sat out the 2016-17 season due to NCAA transfer rules.

Prior to Cincinnati: Earned numerous regional and national honors during the 2015-16 season, including Associated Press Honorable Mention All-America, United States Basketball Writers' Association (USBWA) All-District I, First Team All-ECAC, National Association of Basketball Coaches (NABC) All-District 18 accolades and First Team All-MET Basketball Writers' Association accolades ... named the 2015-16 Northeast Conference Player of the Year after ranking eighth in the nation in scoring at 23.1 points per game to go with 4.9 rebounds, 2.9 assists and 1.7 steals in 37.5 minutes for Sacred Heart ... became first underclassman voted NEC Player of the Year since 1992 ... broke the league's sophomore scoring record, becoming the first second-year player in the NEC to average at least 22.0 points per game since 1988-89 ... led all active sophomores in the country with 1,157 career points following the 2015-16 campaign ... scored 30 or more points five times during the 2015-16 season, including a 39-point effort at Fairleigh Dickinson on Feb. 20 ... ranking among the NEC leaders in points (first at 23.1), minutes played (first at 37.5), free-throw attempts (first at 203), three-pointers made (fourth at 2.2), steals (fifth at 1.7), assists (10th at 2.9) and free-throw percentage (14th at .768) in 2015-16 ... named to the NEC All-Rookie Team in 2014-15, ranking eighth in the league, averaging 14.2 points ... named NEC Rookie of the Week five times and NEC Player of the Week once as a freshman ... earned all-state honors and was a two-time all-conference performer at East Hartford High School averaging 27.0 points and 5.0 assists for the Hornets ... named a McDonald's All-American nominee and received NEPSAC AAA Honorable Mention accolades at Saint Thomas More, averaging 12.5 points and 6.0 assists.

Personal: Born Nov. 29, 1994 in Hartford, Connecticut ... Son of April Walden-Broome and Sam Broome ... Has a sister, Canele ... left-handed.

SEASON & CAREER STATISTICS

2017-18 SEASON

		CAREER
17 vs. Savannah State, 11/12/17	Pts	39 at Fairleigh Dickinson, 2/20/16•
11, 2x (last vs. Western Carolina, 11/13/17)	FG Atts	25, 2x (last vs. LIU Brooklyn, 3/2/16)•
6, 2x (last vs. Western Carolina, 11/13/17)	FG Made	15, vs. LIU Brooklyn, 3/2/16•
9 vs. Savannah State, 11/12/17	3PT-FG Atts	13, at LIU Brooklyn, 1/27/16•
5 vs. Savannah State, 11/12/17	3PT-FG Made	6, at LIU Brooklyn, 1/27/16•
4 vs. Coppin State, 11/16/17	FT Atts	22, at Fairleigh Dickinson, 2/20/16•
2 vs. Coppin State, 11/16/17	FT Made	15, at Fairleigh Dickinson, 2/20/16•
4 vs. Savannah State, 11/12/17	Rebs	10, 2x (last at Bryant, 2/18/16)•
4, 2x (last vs. Western Carolina, 11/13/17)	Assts	6, 2x (last vs. Saint Francis, 2/27/16)•
3 vs. Western Carolina, 11/13/17	Stls	4, 4x (last vs. Wagner, 1/9/16)•
0	Blks	2, at Brown, 12/28/14•
21 vs. Coppin State, 11/16/17	Mins	44, at Bryant, 3/4/15•

MISCELLANEOUS STATISTICS


CATEGORY	2014-15•	2015-16•	2017-18	CAREER
Double-Figure Scoring Games	23	29	2	53
Double-Figure Rebounding Games	0	2	0	2
Double-Double Games	0	2	0	2
20-Point Scoring Games	6	20	0	26
Games Led Team in Scoring	10	25	0	35
Games Led Team in Rebounding	3	5	0	8
Games Led Team in Assists	3	14	0	17
Games With 3+ Assists	15	18	2	35
Games With 3+ Blocks	0	0	0	0
Games With 3+ Steals	5	9	1	15
Games With 3+ Three-Pointers	5	12	1	18

• - Statistics from player career at Sacred Heart

CAREER STATISTICS

YEAR	GP-GS	MIN-AVG	FG-FGA	PCT	3-PT-FGA	PCT	FT-FTA	PCT	OFF-DEF-TOT	AVG	PF-FO	AST	TO	BLK	STL	PTS-AVG
2014-15•	31-30	984-31.7	158-358	.441	42-128	.328	84-113	.743	15-107-122	3.9	62-1	77	71	6	33	442-14.3
2015-16•	30-30	1124-37.5	236-530	.445	66-212	.311	156-203	.768	17-131-148	4.9	71-2	88	115	0	51	694-23.1
2017-18	3-2	61-20.3	13-25	.520	7-13	.538	3-6	.500	1-6-7	2.3	4-0	10	7	0	4	36-12.0
TOTAL	64-62	2169-33.9	407-913	.446	115-353	.326	243-322	.755	33-244-277	4.3	137-3	175	193	6	88	1172-18.3

• - Statistics from playing career at Sacred Heart



#15 CANE BROOME

GUARD • 6-0 • 165 • JUNIOR • TR • EAST HARTFORD, CONN. (SACRED HEART)

GAME-BY-GAME STATISTICS

2017-18 (JUNIOR SEASON)


Opponent	Date	gs	min	Total		3-Pointers		Free throws		Rebounds				pf	a	tlo	blk	stl	pts	avg	
				fg-fga	pct	3fg-fga	pct	ft-fa	pct	off	def	tot	avg								
SAVANNAH STATE	11/10/17	*	20	6-11	.545	5-9	.556	0-0	.000	0	4	4	4.0	2	4	6	0	0	17	17.0	
WESTERN CAROLINA	11/13/17	*	20	6-11	.545	2-3	.667	1-2	.500	1	1	2	3.0	2	4	0	0	3	15	16.0	
COPPIN STATE	11/16/17	*	21	1-3	.333	0-1	.000	2-4	.500	0	1	1	2.3	0	2	1	0	1	4	12.0	
Totals			2	61	13-25	.520	7-13	.538	3-6	.500	1	6	7	2.3	4	10	7	0	4	36	12.0

2014-15 (FRESHMAN SEASON)

Opponent	Date	S	Min	TOTAL		3PTERS		REBOUNDS												Pts-Avg
				FG-FGA	Pct	3FG-FGA	Pct	FT-FTA	Pct	Off-Def-Tot	Avg	PF-FO	A	TO	Blk	Stl				
vs. Hartford	11/14/14	*	25	3-9	.333	0-4	.000	2-2	1.000	1-0-1	1.0	2-0	1	2	0	2				8-8.0
UMASS-LOWELL	11/20/14	*	29	3-9	.333	0-4	.000	2-3	.667	0-6-6	3.5	2-0	5	2	1	1				8-8.0
at Ohio State	11/23/14	*	30	3-10	.300	1-4	.250	1-1	1.000	0-4-4	3.7	1-0	1	6	0	0				8-8.0
at James Madison	11/26/14	*	34	6-19	.316	1-7	.143	2-5	.400	3-5-8	4.8	3-0	4	3	1	3				15-9.8
CAMPBELL	11/30/14	*	22	2-6	.333	0-2	.000	3-3	1.000	0-2-2	4.2	0-0	1	1	0	2				7-9.2
at Colgate	12/3/14	*	38	9-13	.692	0-1	.000	3-3	1.000	0-4-4	4.2	3-0	2	3	0	3				21-11.2
HOLY CROSS	12/6/14	*	34	7-12	.583	2-3	.667	9-10	.900	0-9-9	4.9	2-0	3	3	0	1				25-13.3
at Lafayette	12/8/14	*	38	5-10	.500	2-5	.400	2-2	1.000	0-4-4	4.8	0-0	3	1	0	0				14-13.3
MITCHELL	12/14/14	*	21	6-7	.857	1-1	1.000	2-3	.667	0-1-1	4.3	1-0	4	1	0	2				15-13.4
NEW HAMPSHIRE	12/20/14	*	34	10-11	.909	2-3	.667	3-4	.750	0-4-4	4.3	1-0	1	0	0	2				25-14.6
at Rutgers	12/23/14	*	30	4-10	.400	1-4	.250	3-5	.600	0-3-3	4.2	0-0	2	5	0	0				12-14.4
at Brown	12/28/14	*	30	9-15	.600	3-5	.600	2-3	.667	0-5-5	4.3	5-1	4	2	2	3				23-15.1
YALE	12/30/14	*	28	1-8	.125	0-3	.000	0-0	.000	0-3-3	4.2	1-0	4	2	0	1				2-14.1
ST.FRANCIS BROOKLYN	1/3/15	*	34	5-10	.500	1-3	.333	2-5	.400	1-1-2	4.0	1-0	1	1	0	3				13-14.0
CENTRAL CONN	1/5/15	*	34	5-13	.385	2-5	.400	4-4	1.000	0-7-7	4.2	3-0	4	2	0	0				16-14.1
at LIU Brooklyn	1/8/15	*	43	7-17	.412	0-4	.000	2-2	1.000	3-2-5	4.3	4-0	2	1	0	3				16-14.3
SAINT FRANCIS	1/10/15	*	34	3-14	.214	1-4	.250	5-6	.833	1-6-7	4.4	3-0	1	1	0	1				12-14.1
at Saint Francis	1/16/15	*	37	5-14	.357	2-7	.286	1-2	.500	0-4-4	4.4	3-0	1	3	0	0				13-14.1
at Robert Morris	1/18/15	*	23	4-7	.571	0-2	.000	1-1	1.000	0-1-1	4.2	1-0	2	1	0	0				9-13.8
FAIRLEIGH DICKINSON	1/22/15	*	34	4-11	.364	1-2	.500	4-6	.667	2-4-6	4.3	3-0	3	7	0	0				13-13.8
at Bryant	1/24/15	*	29	7-10	.700	3-4	.750	1-1	1.000	1-3-4	4.3	2-0	1	0	1	0				18-14.0
at Wagner	1/29/15	*	31	5-13	.385	1-4	.250	1-2	.500	0-4-4	4.3	4-0	3	2	0	0				12-13.9
MOUNT ST. MARY'S	1/31/15	*	27	2-10	.200	0-1	.000	4-8	.500	0-4-4	4.3	3-0	1	6	0	0				8-13.6
WAGNER	2/5/15	*	35	5-12	.417	2-4	.500	4-4	1.000	1-1-2	4.2	2-0	3	2	0	1				16-13.7
BRYANT	2/7/15	*	40	4-13	.308	2-7	.286	7-8	.875	0-3-3	4.1	0-0	4	1	0	1				17-13.8
at Mount St. Mary's	2/12/15	*	20	2-9	.222	1-4	.250	0-1	.000	0-3-3	4.1	3-0	1	5	0	0				5-13.5
at St. Francis Brooklyn	2/14/15	*	31	3-8	.375	2-4	.500	4-4	1.000	0-1-1	4.0	3-0	2	1	0	0				12-13.4
ROBERT MORRIS	2/19/15	*	31	4-9	.444	3-6	.500	5-6	.833	0-1-1	3.9	2-0	5	1	0	8				16-13.5
at Central Conn	2/21/15	*	36	6-14	.429	3-7	.429	2-4	.500	1-3-4	3.9	2-0	3	1	1	1				17-13.7
at Fairleigh Dickinson	2/26/15		28	10-17	.588	2-4	.500	1-3	.333	0-7-7	4.0	1-0	1	4	0	0				23-14.0
at Bryant	3/4/15	*	44	9-18	.500	3-10	.300	2-2	1.000	1-2-3	3.9	1-0	4	1	0	1				23-14.3
Totals			30	984	158-358	.441	42-128	.328	84-113	.743	15-107-122	3.9	62-1	77	71	6	33	442	14.3	

2015-16 (SOPHOMORE SEASON)

Opponent	Date	S	Min	TOTAL		3PTERS		REBOUNDS												Pts-Avg
				FG-FGA	Pct	3FG-FGA	Pct	FT-FTA	Pct	Off-Def-Tot	Avg	PF-FO	A	TO	Blk	Stl				
vs Quinnipiac	11/13/15	*	37	7-16	.438	1-6	.167	12-20	.600	0-6-6	6.0	3-0	0	1	0	4			27-27.0	
at Yale	11/16/15	*	39	10-14	.714	3-7	.429	9-9	1.000	0-2-2	4.0	1-0	5	7	0	1			32-29.5	
at UMass-Lowell	11/18/15	*	39	6-12	.500	1-5	.200	7-10	.700	1-9-10	6.0	2-0	3	5	0	1			20-26.3	
at Fairfield	11/21/15	*	39	5-17	.294	3-9	.333	5-6	.833	0-3-3	5.3	1-0	4	3	0	1			18-24.3	
at Holy Cross	11/25/15	*	39	7-14	.500	4-9	.444	1-2	.500	0-6-6	5.4	4-0	4	4	0	1			19-23.2	
at UConn	12/2/15	*	37	3-16	.188	1-7	.143	0-0	.000	0-6-6	5.5	2-0	2	2	0	1			7-20.5	
at Towson	12/5/15	*	34	3-13	.231	1-4	.250	3-4	.750	0-4-4	5.3	1-0	5	1	0	4			10-19.0	
LAFAYETTE	12/12/15	*	38	7-20	.350	1-8	.125	5-6	.833	1-1-2	4.9	4-0	2	5	0	4			20-19.1	
at Hartford	12/14/15	*	31	6-14	.429	3-9	.333	0-0	.000	0-6-6	5.0	4-0	4	5	0	1			15-18.7	
at Northwestern	12/21/15	*	37	9-20	.450	5-11	.455	3-7	.429	1-2-3	4.8	3-0	2	6	0	1			26-19.4	
at Hofstra	12/28/15	*	38	11-23	.478	3-10	.300	0-0	.000	2-6-8	5.1	1-0	2	5	0	1			25-19.9	
at Robert Morris	1/2/16	*	40	11-22	.500	3-7	.429	8-9	.889	1-7-8	5.3	2-0	1	2	0	3			33-21.0	
at Saint Francis	1/4/16	*	40	9-21	.429	1-4	.250	10-12	.833	0-4-4	5.2	4-0	3	4	0	1			29-21.6	
FAIRLEIGH DICKINSON	1/7/16	*	40	8-15	.533	2-5	.400	6-10	.600	0-2-2	5.0	2-0	3	4	0	3			24-21.8	
WAGNER	1/9/16	*	37	3-14	.214	2-7	.286	3-3	1.000	0-0-0	4.7	3-0	2	2	0	4			11-21.1	
at Central Conn	1/14/16	*	38	10-17	.588	2-5	.400	2-2	1.000	1-1-2	4.5	4-0	3	3	0	0			24-21.3	
at St. Francis Brooklyn	1/16/16	*	34	5-15	.333	2-6	.333	6-7	.857	1-4-5	4.5	0-0	2	2	0	0			18-21.1	
MOUNT ST. MARY'S	1/21/16	*	37	9-19	.474	1-5	.200	5-5	1.000	0-6-6	4.6	2-0	4	6	0	0			24-21.2	
at Wagner	1/24/16	*	36	4-10	.400	3-7	.429	6-8	.750	2-2-4	4.6	2-0	1	6	0	1			17-21.0	
at LIU Brooklyn	1/27/16	*	39	11-25	.440	6-13	.462	10-13	.769	1-2-3	4.5	5-1	3	4	0	3			38-21.9	
BRYANT	1/30/16	*	39	6-19	.316	2-8	.250	3-5	.600	0-4-4	4.5	3-0	2	4	0	2			17-21.6	
ST.FRANCIS BROOKLYN	2/4/16	*	40	11-21	.524	1-7	.143	5-5	1.000	0-6-6	4.5	2-0	4	9	0	0			28-21.9	
LIU BROOKLYN	2/6/16	*	35	6-18	.333	2-7	.286	5-9	.556	0-7-7	4.7	5-1	3	3	0	1			19-21.8	
at Mount St. Mary's	2/11/16	*	36	9-18	.500	1-8	.125	1-1	1.000	0-5-5	4.7	2-0	1	5	0	1			20-21.7	
CENTRAL CONN	2/13/16	*	30	9-15	.600	2-4	.500	8-9	.889	0-4-4	4.6	2-0	3	0	0	3			28-22.0	
at Bryant	2/18/16	*	39	11-21	.524	0-4	.000	5-6	.833	3-7-10	4.8	1-0	4	5	0	3			27-22.2	
at Fairleigh Dickinson	2/20/16	*	38	10-21	.476	4-11	.364	15-22	.682	1-5-6	4.9	1-0	6	0	0	1			39-22.8	
ROBERT MORRIS	2/25/16	*	40	8-21	.381	0-6	.000	5-5	1.000	1-3-4	4.9	3-0	3	4	0	2			21-22.7	
SAINT FRANCIS	2/27/16	*	38	7-14	.500	3-6	.500	6-6	1.000	0-4-4	4.8	0-0	6	2	0	1			23-22.7	
LIU BROOKLYN	3/2/16	*	40	15-25	.600	3-7	.429	2-2	1.000	1-7-8	4.9	2-0	1	6	0	2			35-23.1	
Totals			30	1124	236-530	.445	66-212	.311	156-203	.768	17-131-148	4.9	71-2	88	115	0	51	694	23.1	



#20 MAMOUDOU DIARRA

FORWARD • 6-9 • 215 • FRESHMAN • HS • BAMAKO, MALI (22 FEET ACADEMY [S.C.])

2017-18 Season (Freshman): Posted nine points and six rebounds in 12 minutes against Western Carolina (11/13/17).

Prior to Cincinnati: Helped 22 Feet Academy to a 29-9 record in 2016-17 while earning First Team All-Grind Session accolades and averaging 18.5 points, 10.2 rebounds and 3.2 blocks ... honored as one of 30 campers from 23 countries invited to participate in the NBA's Basketball Without Borders Camp surrounding the 2015 NBA All-Star Game.

Personal: Born Oct. 4, 1997 in Bamako, Mali ... son of Mastan Bah and Salifou Diarra ... has one sister, Kadidia ... his aunt Marietou Diarra played professional basketball in France ... right-handed ... named pronounced as "MAMA-doo DEE-are-eh."

SEASON & CAREER STATISTICS

2017-18 SEASON		CAREER
9 vs. Western Carolina, 11/13/17	Pts	9 vs. Western Carolina, 11/13/17
6 vs. Western Carolina, 11/13/17	FG Atts	6 vs. Western Carolina, 11/13/17
3 vs. Western Carolina, 11/13/17	FG Made	3 vs. Western Carolina, 11/13/17
2 vs. Coppin State, 11/16/17	3PT-FG Atts	2 vs. Coppin State, 11/16/17
1 vs. Coppin State, 11/16/17	3PT-FG Made	1 vs. Coppin State, 11/16/17
4 vs. Western Carolina, 11/13/17	FT Atts	4 vs. Western Carolina, 11/13/17
3 vs. Western Carolina, 11/13/17	FT Made	3 vs. Western Carolina, 11/13/17
6 vs. Western Carolina, 11/13/17	Rebs	6 vs. Western Carolina, 11/13/17
1 vs. Coppin State, 11/16/17	Assts	1 vs. Coppin State, 11/16/17
0	Stls	0
1, 2x (last vs. Coppin State, 11/16/17)	Blks	1, 2x (last vs. Coppin State, 11/16/17)
12 vs. Western Carolina, 11/13/17	Mins	12 vs. Western Carolina, 11/13/17

MISCELLANEOUS STATISTICS

CATEGORY	2017-18	CAREER
Double-Figure Scoring Games	0	0
Double-Figure Rebounding Games	0	0
Double-Double Games	0	0
20-Point Scoring Games	0	0
Games Led UC in Scoring	0	0
Games Led UC in Rebounding	0	0
Games Led UC in Assists	0	0
Games With 3+ Assists	0	0
Games With 3+ Blocks	0	0
Games With 3+ Steals	0	0
Games With 3+ Three-Pointers	0	0

GAME-BY-GAME STATISTICS

2017-18 (FRESHMAN SEASON)

Opponent	Date	gs	min	Total		3-Pointers		Free throws		Rebounds			pf	a	to	blk	stl	pts	avg
				fg-fga	pct	3fg-fga	pct	ft-fa	pct	off	def	tot							
SAVANNAH STATE	11/10/17	0	0-0	.000	0-0	.000	0-0	.000	0-0	0	0	0	0.0	0	0	1	0	0	0.0
WESTERN CAROLINA	11/13/17	12	3-6	.500	0-0	.000	3-4	.750	2	4	6	3.0	1	0	0	1	0	9	4.5
COPPIN STATE	11/16/17	9	1-5	.200	1-2	.500	2-2	1.000	1	2	3	3.0	0	1	1	1	0	5	4.7
Totals		0	21	4-11	.364	1-2	.500	5-6	.833	3	6	9	3.0	1	1	2	0	14	4.7

CAREER STATISTICS

Season	gp-gs	min/avg	Total		3-Point		F-Throws		Rebounds				Scoring							
			fg-fga	pct	fg-fga	pct	ft-fa	pct	off	def	tot	avg	pf	fo	ast	to	blk	stl	pts	avg
2017-18	3-0	21/7.0	4-11	.364	1-2	.500	5-6	.833	3	6	9	3.0	1	0	1	2	2	0	14	4.7
TOTAL	3-0	21/7.0	4-11	.364	1-2	.500	5-6	.833	3	6	9	3.0	1	0	1	2	2	0	14	4.7



#22 ELIEL NSOSEME

FORWARD/CENTER • 6-9 • 220 • FRESHMAN • HS • KINSASHA, CONGO (RISE CENTRE ACADEMY [ONTARIO])

2017-18 Season (Freshman): Pulled down eight rebounds in 13 minutes against Savannah State (11/10).

Prior to Cincinnati: Averaged 14 points, 13 rebounds and 6.5 blocks while earning team most valuable player honors at The RISA Centre Academy in Brantford, Ontario, Canada ... named a 2016 Adidas Nation All-Star for team Canada ... earned most valuable player honors at the 2016 Pinky Lewis Invitational ... produced six triple-doubles (points, rebounds, blocks) while averaging 14 points, 11 rebounds and six blocks per game during the 2015-16 season at Clarkson Academy in Mississauga, Ontario, Canada.

Personal: Born June 18, 1997 in Kinshasa, the Democratic Republic of Congo ... son of Nicole and Jean Nsoseme ... has four sisters, Grace, Dora, Mirielle, Miriette, and a brother, David ... left-handed ... named pronounced as "A-lee-el SO-sem-eh."

SEASON & CAREER STATISTICS

2017-18 SEASON		CAREER
3 vs. Savannah State, 11/10/17	Pts	3 vs. Savannah State, 11/10/17
3 vs. Savannah State, 11/10/17	FG Atts	3 vs. Savannah State, 11/10/17
1, 2x (last vs. Coppin State, 11/16/17)	FG Made	1, 2x (last vs. Coppin State, 11/16/17)
0	3PT-FG Atts	0
0	3PT-FG Made	0
5 vs. Savannah State, 11/10/17	FT Atts	5 vs. Savannah State, 11/10/17
1 vs. Savannah State, 11/10/17	FT Made	1 vs. Savannah State, 11/10/17
8 vs. Savannah State, 11/10/17	Rebs	8 vs. Savannah State, 11/10/17
2 vs. Coppin State, 11/16/17	Assts	2 vs. Coppin State, 11/16/17
0	Stls	0
1 vs. Savannah State, 11/10/17	Blks	1 vs. Savannah State, 11/10/17
13, 2x (last vs. Coppin State, 11/16/17)	Mins	13, 2x (last vs. Coppin State, 11/16/17)

MISCELLANEOUS STATISTICS


CATEGORY	2017-18	CAREER
Double-Figure Scoring Games	0	0
Double-Figure Rebounding Games	0	0
Double-Double Games	0	0
20-Point Scoring Games	0	0
Games Led UC in Scoring	0	0
Games Led UC in Rebounding	0	0
Games Led UC in Assists	0	0
Games With 3+ Assists	0	0
Games With 3+ Blocks	0	0
Games With 3+ Steals	0	0
Games With 3+ Three-Pointers	0	0

GAME-BY-GAME STATISTICS

2017-18 (FRESHMAN SEASON)	
Opponent	Date
SAVANNAH STATE	11/10/17
COPPIN STATE	11/16/17
Totals	

CAREER STATISTICS

Season	gp-gs	min/avg	Total		3-Point		F-Throws		Rebounds				Scoring							
			fg-fga	pct	fg-fga	pct	ft-fa	pct	off	def	tot	avg	pf	fo	ast	to	blk	stl	pts	avg
2017-18	2-0	26/13.0	2-4	.500	0-0	.000	1-6	.167	5	8	13	6.5	5	0	2	3	1	0	5	2.5
TOTAL	2-0	26/13.0	2-4	.500	0-0	.000	1-6	.167	5	8	13	6.5	5	0	2	3	1	0	5	2.5



#24 KYLE WASHINGTON

FORWARD • 6-9 • 230 • SENIOR • 1L • CHAMPLIN, MINN. (NC STATE)

CONFERENCE AWARDS

- » Second Team (2016-17)
- » Player of the Week (12/5/16)
- » Weekly Honor Roll (6x: 2/13/17, 2/6/17, 1/16/17, 1/9/17, 11/28/16 & 11/21/16)

OTHER AWARDS

- » Naismith Memorial Hall of Fame Tip-Off All-Tournament Team (2016)

MOMENTS

- » Scored a career-high 27 points on 11-of-18 shooting with a trio of threes & eight rebounds vs. UConn (2/4/17)
- » Posted 24 points on 11-of-13 shooting with six rebounds and three blocks vs. Bowling Green (12/4/16)
- » Posted 23 points on 8-of-15 shooting with 10 rebounds and four blocks against No. 21 Rhode Island (11/19/16)
- » Pulled down a career-high 17 rebounds vs. Penn State (11/20/16), most by a Bearcat since Cedric McGowan grabbed 20 rebounds vs. DePaul in 2006.
- » Scored in double figures nine times during 2014-15 season at NC State, including in six games against teams that later advanced to the NCAA Tournament
- » Recorded a double-double with 14 points and 10 rebounds as a freshman at No. 1 Syracuse (2/15/14)

2017-18 Season (Senior): Posted 14 points with seven rebounds and two blocks against Western Carolina (11/13).

2016-17 Season (Junior): Started 35 of 36 games played, averaging 12.9 points, 6.8 rebounds and 1.2 blocks while shooting 51.0 percent (184 of 361) from the field in 24.7 minutes ... named second team all-conference ... tabbed The American's Player of the Week (12/5) and The American's Weekly Honor Roll six times (11/21, 11/28, 1/9, 1/16, 2/6, 2/13) ... ranked among the conference leaders in field goal percentage (fifth at .510), double-doubles (tied for sixth with seven), blocks (tied for ninth at 1.2), rebounds (14th at 6.8) and points (17th at 12.9) ... registered four 20-point games ... led the team in double-figure games 24 times, scoring 13 times and rebounding 11 times ... named to the Naismith Memorial Hall of Fame Tip-Off All-Tournament Team after averaging a combined 19.5 points, 13.5 rebounds and 2.5 blocks against No. 21 Rhode Island (11/19) and Penn State (11/20) ... scored a career-high 27 points on 11-of-18 shooting with a trio of threes and eight rebounds vs. UConn (2/4) ... pulled down a career-high 17 rebounds against Penn State (11/20), the most by a Bearcat since Cedric McGowan grabbed 20 rebounds vs. DePaul in 2006 ... posted 24 points on 11-of-13 shooting with six rebounds and three blocks against Bowling Green (12/4) ... recorded 12 points, eight rebounds and four blocks against No. 24 Xavier (1/26).

2015-16 Season (Junior): Sat out the 2015-16 season due to NCAA transfer rules.

Prior to Cincinnati: Started 18 of 34 games as a sophomore at NC State in 2014-15, averaging 6.8 points and 4.1 rebounds in 17.8 minutes ... reached double figures in scoring in nine games, including six matchups against teams that participated in the NCAA Tournament ... scored a season-high 17 points twice, at Purdue (12/2/14) and against North Carolina (1/14/15) ... started 25 of 36 games as a freshman for the Wolfpack during the 2013-14 campaign, averaging 4.2 points and 4.0 rebounds in 19.9 minutes ... posted a double-double with a season-high 14 points and 10 rebounds at No. 1 Syracuse (2/15/14) ... pulled down seven rebounds and blocked four shots against North Carolina (2/26/14) ... ranked in the top 100 nationally by Rivals.com (93) and ESPN.com (97) ... averaged 12 points and 10 rebounds at Brewster Academy (New Hampshire) during the 2012-13 season ... helped lead the Bobcats to a 32-6 record and the 2013 NEPSAC championship ... averaged 15 points and 10 rebounds at The Hotchkiss School (Connecticut) during the 2011-12 season ... earned three varsity letters at Benilde-St. Margaret's School (Minnesota) from 2009-11.

Personal: Born Aug. 18, 1993 ... Son of Tami Hill-Washington and Curtis Washington ... has one brother, Tyler ... left-handed.

SEASON & CAREER STATISTICS

2017-18 SEASON

		CAREER (• SET AT NC STATE)
14 vs. Western Carolina, 11/13/17	Pts	27 vs. UConn, 2/4/17
11 vs. Coppin State, 11/16/17	FG Atts	18 vs. UConn, 2/4/17
5 vs. Coppin State, 11/16/17	FG Made	11, 2x (last vs. UConn, 2/4/17)
1, 2x (last vs. Coppin State, 11/16/17)	3PT-FG Atts	5, 2x (last vs. UCF, 2/8/17)
1 vs. Western Carolina, 11/13/17	3PT-FG Made	3 vs. UConn, 2/4/17
5 vs. Western Carolina, 11/13/17	FT Atts	14 vs. Xavier, 1/26/17
5 vs. Western Carolina, 11/13/17	FT Made	7 vs. Miami, 3/13/14•
7 vs. Western Carolina, 11/13/17	Rebs	17 vs. Penn State, 11/20/16
1 vs. Coppin State, 11/16/17	Assts	5, 2x (last at SMU, 2/12/17)
0	Stls	4 vs. UCF, 2/8/17
2, 2x (last vs. Coppin State, 11/16/17)	Blks	4, 6x (last vs. Xavier, 1/26/17)
20 vs. Coppin State, 11/16/17	Mins	38 at SMU, 2/12/17

MISCELLANEOUS STATISTICS

CATEGORY	2014-15•	2015-16•	2016-17	2017-18	CAREER
Double-Figure Scoring Games	4	9	23	2	39
Double-Figure Rebounding Games	3	2	7	0	12
Double-Double Games	1	2	7	0	10
20-Point Scoring Games	0	0	4	0	4
Games Led Team in Scoring	0	2	13	0	15
Games Led Team in Rebounding	4	9	11	0	24
Games Led Team in Assists	0	0	1	0	1
Games With 3+ Assists	0	1	2	0	3
Games With 3+ Blocks	2	5	6	0	13
Games With 3+ Steals	0	0	1	0	1
Games With 3+ Three-Pointers	0	0	1	0	1

•-Statistics from playing career at NC State

CAREER STATISTICS

Season	gp-gs	min/avg	Total		3-Point		F-Throws		Rebounds				Scoring					
			fg-fga	pct	fg-fga	pct	ft-fita	pct	off	def	tot	avg	pf	fo	ast	to	blk	stl
2013-14*	36-25	718/19.9	73-168	.435	0-2	.000	27-48	.563	29	110	139	3.9	77	1	16	35	21	6
2014-15*	34-18	604/17.8	98-210	.467	7-13	.538	28-39	.718	40	99	139	4.1	71	0	15	32	37	7
2016-17	36-35	889/24.7	184-361	.510	15-42	.357	81-114	.711	78	165	243	6.8	91	2	31	53	42	13
2017-18	3-2	54/18.0	11-21	.524	1-2	.500	7-10	.700	2	15	17	5.7	6	0	1	5	4	0
TOTAL	39-37	943/24.2	195-382	.510	16-44	.364	88-124	.710	80	180	260	6.7	97	2	32	58	46	13
All*	109-80	2265/20.8	366-760	.482	23-59	.390	143-211	.678	149	389	538	4.9	245	3	63	125	104	26



#24 KYLE WASHINGTON

FORWARD • 6-9 • 230 • SENIOR • 1L • CHAMPLIN, MINN. (NC STATE)

GAME-BY-GAME STATISTICS

2017-18 (SENIOR SEASON AT CINCINNATI)


Opponent	Date	gs	min	Total		3-Pointers		Free throws		Rebounds				pf	a	t/o	blk	stl	pts	avg	
				fg-fga	pct	3fg-fga	pct	ft-fa	pct	off	def	tot	avg								
SAVANNAH STATE	11/10/17	*	16	2-3	.667	0-0	.000	1-1	1.000	0	4	4	4.0	3	0	2	0	0	5	5.0	
WESTERN CAROLINA	11/13/17		18	4-7	.571	1-1	1.000	5-5	1.000	1	6	7	5.5	2	0	3	2	0	14	9.5	
COPPIN STATE	11/16/17	*	20	5-11	.455	0-1	.000	1-4	.250	1	5	6	5.7	1	1	0	2	0	11	10.0	
Totals			2	54	11-21	.524	1-2	.500	7-10	.700	2	15	17	5.7	6	1	5	4	0	30	10.0

2014-15 (SOPHOMORE SEASON AT NC STATE)

Opponent	Date	S	Min	TOTAL		3PTERS				REBOUNDS									
				FG-FGA	Pct	3FG-FGA	Pct	FT-FTA	Pct	Off-Def-Tot	Avg	PF-FO	A	TO	Blk	Stl	Pts-Avg		
JACKSON STATE	11/14/14	*	18	2-5	.400	0-0	.000	3-4	.750	0-9-9	9.0	1-0	1	1	2	0	7-7.0		
HOFSTRA	11/17/14	*	21	1-6	.167	0-1	.000	0-1	.000	1-5-6	7.5	4-0	0	3	1	0	2-4.5		
JACKSONVILLE	11/20/14	*	12	3-4	.750	0-0	.000	1-1	1.000	0-1-1	5.3	4-0	1	0	2	0	7-5.3		
USF	11/23/14		16	4-10	.400	0-0	.000	0-0	.000	2-3-5	5.3	1-0	0	0	0	0	8-6.0		
RICHMOND	11/26/14		27	3-6	.500	1-1	1.000	2-2	1.000	3-2-5	5.2	0-0	0	2	2	0	9-6.6		
BOISE STATE	11/28/14		21	3-8	.375	0-1	.000	2-2	1.000	0-6-6	5.3	3-0	0	0	0	0	8-6.8		
at Purdue	12/2/14		28	8-15	.533	1-1	1.000	0-0	.000	3-6-9	5.9	2-0	0	0	2	0	17-8.3		
WAKE FOREST	12/6/14		20	3-5	.600	0-0	.000	0-1	.000	0-3-3	5.5	2-0	0	2	1	1	6-8.0		
CHARLESTON SO.	12/12/14		17	2-4	.500	0-0	.000	0-0	.000	2-0-2	5.1	2-0	2	1	3	0	4-7.6		
WOFFORD	12/14/14		20	1-7	.143	0-0	.000	0-0	.000	1-4-5	5.1	3-0	0	3	1	1	2-7.0		
TENNESSEE	12/17/14	*	15	0-3	.000	0-1	.000	2-2	1.000	0-2-2	4.8	0-0	0	1	1	0	2-6.5		
vs. West Virginia	12/20/14	*	30	1-3	.333	0-0	.000	3-4	.750	1-1-2	4.6	3-0	1	1	1	0	5-6.4		
LOUISIANA TECH	12/23/14	*	24	5-8	.625	0-0	.000	1-1	1.000	2-8-10	5.0	3-0	0	1	1	1	11-6.8		
CINCINNATI	12/30/14	*	22	4-10	.4000	0-0	.000	2-2	1.000	3-3-6	5.1	2-0	0	2	1	1	10-7.0		
PITTSBURGH	1/3/15	*	10	0-3	.000	0-0	.000	0-0	.000	0-2-2	4.9	3-0	0	1	1	0	0-6.5		
at Virginia	1/7/15	*	24	6-11	.545	1-3	.333	0-2	.000	3-7-10	5.2	2-0	0	2	0	0	13-6.9		
DUKE	1/11/15	*	20	4-7	.571	1-1	1.000	0-0	.000	0-2-2	5.0	3-0	3	0	4	0	9-7.1		
NORTH CAROLINA	1/14/15	*	30	8-14	.571	1-1	1.000	0-0	.000	2-1-3	4.9	3-0	1	1	1	1	17-7.6		
at Florida State	1/17/15	*	24	4-8	.500	0-0	.000	0-0	.000	2-4-6	4.9	2-0	0	1	4	1	8-7.6		
at Miami	1/22/15	*	16	4-9	.444	0-0	.000	0-0	.000	1-0-1	4.8	4-0	1	0	1	0	8-7.7		
NOTRE DAME	1/25/15	*	23	6-8	.750	0-0	.000	0-0	.000	2-4-6	4.8	2-0	1	1	0	0	12-7.9		
CLEMSON	1/28/15	*	14	1-6	.167	0-0	.000	1-2	.5000	1-2-3	4.7	3-0	0	0	1	0	3-7.6		
at Georgia Tech	1/31/15	*	35	5-12	.417	0-0	.000	4-4	1.000	2-3-5	4.7	4-0	1	1	1	0	14-7.9		
at Wake Forest	2/3/15	*	13	1-2	.500	0-0	.000	0-0	.000	0-3-3	4.7	4-0	0	3	0	0	2-7.7		
VIRGINIA	2/11/15	*	28	3-8	.375	1-2	.500	0-0	.000	3-3-6	4.7	0-0	0	2	3	1	7-7.6		
at Louisville	2/14/15		7	1-3	.333	0-0	.000	0-0	.000	1-3-4	4.7	1-0	0	0	0	0	2-7.4		
at North Carolina	2/24/15		13	0-3	.000	0-0	.000	0-0	.000	0-3-3	4.6	0-0	0	0	0	0	0-7.1		
at Boston College	2/28/15		18	5-8	.625	0-0	.000	4-7	.571	3-4-7	4.7	1-0	0	1	0	0	14-7.4		
SYRACUSE	3/7/15		6	0-1	.000	0-0	.000	0-0	.000	0-1-1	4.6	1-0	0	0	3	0	0-7.1		
vs. Pittsburgh	3/11/15		5	0-0	.000	0-0	.000	0-0	.000	0-1-1	4.5	0-0	1	0	0	0	0-6.9		
vs. Duke	3/12/15		3	1-2	.500	0-0	.000	0-0	.000	0-0-0	4.3	0-0	0	0	0	0	2-6.7		
vs. LSU	3/19/15		12	4-5	.800	1-1	1.0000	0-0	.000	2-2-4	4.3	4-0	1	1	0	0	9-6.8		
vs. Villanova	3/21/15		3	1-1	1.000	0-0	.000	0-0	.000	0-0-0	4.2	1-0	1	0	0	0	2-6.7		
vs. Louisville	3/27/15		9	4-5	.800	0-0	.000	3-4	.750	0-1-1	4.1	3-0	0	1	0	0	11-6.8		
Totals			18	604	98-210	.467	7-13	.538	28-39	.718	40-99-139	4.1	71-0	15	32	37	7 231-6.8		

2016-17 (JUNIOR SEASON AT CINCINNATI)

Opponent	Date	gs	min	Total		3-Pointers		Free throws		Rebounds				pf	a	t/o	blk	stl	pts	avg	
				fg-fga	pct	3fg-fga	pct	ft-fa	pct	off	def	tot	avg								
BROWN	11/11/16	*	25	6-11	.545	0-2	.000	4-4	1.000	4	8	12	12.0	1	5	3	2	0	16	16.0	
ALBANY	11/14/16	*	20	6-8	.750	0-0	.000	1-5	.200	2	1	3	7.5	3	0	0	0	0	13	14.5	
vs Rhode Island	11/19/16	*	37	8-15	.533	2-3	.667	5-6	.833	3	7	10	8.3	3	0	2	4	1	23	17.3	
vs Penn State	11/20/16	*	34	7-16	.438	0-0	.000	2-2	1.000	3	14	17	10.5	3	2	4	1	0	16	17.0	
SAMFORD	11/23/16	*	22	8-11	.727	0-0	.000	2-2	1.000	5	7	12	10.8	4	1	1	3	0	18	17.2	
LIPSCOMB	11/26/16	*	23	6-9	.667	0-0	.000	3-5	.600	1	1	2	9.3	3	2	1	1	1	15	16.8	
at Iowa State	12-01-16	*	31	6-15	.400	1-3	.333	0-1	.000	4	6	10	9.4	3	1	1	1	0	13	16.3	
BOWLING GREEN	12/04/16	*	23	11-13	.846	0-0	.000	2-2	1.000	1	5	6	9.0	2	0	1	3	0	24	17.3	
at Butler	12/10/16	*	19	2-8	.250	2-4	.500	1-2	.500	0	0	0	8.0	5	0	1	0	0	7	16.1	
TEXAS SOUTHERN	12/13/16		18	4-8	.500	0-0	.000	0-2	.000	1	8	9	8.1	0	1	0	1	1	8	15.3	
FAIRLEIGH DICKINSON	12/17/16	*	21	6-7	.857	0-0	.000	0-0	.000	2	6	8	8.1	0	0	5	0	0	12	15.0	
MARSHALL	12/22/16	*	14	4-9	.444	0-0	.000	0-0	.000	3	2	5	7.8	1	0	2	1	0	8	14.4	
at Temple	12/28/16	*	18	2-9	.222	1-3	.333	1-2	.500	3	4	7	7.8	1	0	1	1	0	6	13.8	
TULANE	01/01/17	*	23	3-5	.600	0-0	.000	3-3	1.000	0	3	3	7.4	1	4	1	1	2	9	13.4	
at Houston	1/7/17	*	34	8-17	.471	1-3	.333	2-4	.500	2	7	9	7.5	3	0	2	2	1	19	13.8	
SMU	01/12/17	*	28	5-7	.714	1-1	1.000	0-0	.000	1	4	5	7.4	2	3	2	3	0	11	13.6	
at East Carolina	01/15/17	*	26	6-15	.400	0-0	.000	4-4	1.000	3	8	11	7.6	1	0	1	3	0	16	13.8	
TEMPLE	01/18/17	*	22	7-14	.500	0-0	.000	2-2	1.000	3	1	4	7.4	1	0	2	1	0	16	13.9	
at Tulane	01/21/17	*	9	2-3	.667	0-0	.000	0-0	.000	1	0	1	7.1	5	1	1	1	0	4	13.4	
XAVIER	01/26/17	*	28	4-8	.500	0-0	.000	4-14	.286	3	5	8	7.1	3	1	2	4	0	12	13.3	
USF	01/29/17	*	17	5-7	.714	0-0	.000	3-4	.750	1	2	3	6.9	1	0	1	1	0	13	13.3	
at Tulsa	02/01/17	*	23	3-7	.429	0-0	.000	4-4	1.000	2	6	8	7.0	4	1	3	0	0	10	13.1	
UCONN	02/04/17	*	30	11-18	.611	3-5	.600	2-2	1.000	0	8	8	7.0	4	2	3	0	0	27	13.7	
UCF	02/08/17	*	33	6-13	.462	2-5	.400	0-0	.000	4	7	11	7.2	2	1	1	2	4	14	13.8	
at SMU	02/12/17	*	38	4-11	.364	1-4	.250	2-3	.667	3	3	6	7.1	4	0	2	2	1	11	13.6	
at USF	02/15/17	*	26	4-11	.364	0-0	.000	5-6	.833	6	3	9	7.2	1	1	0	2	0	13	13.6	
TULSA	02/18/17	*	31	7-9	.778	0-0	.000	4-7	.571	1	5	6	7.1	3	1	1	2	1	18	13.8	
MEMPHIS	02/23/17	*	25	5-7	.714	0-0	.000	6-6	1.000	1	5	6	7.1	4	0	1	0	0	16	13.9	
at UCF	2/26/17	*	30	3-15	.200	1-2	.500	0-0	.000	2	7	9	7.2	2	0	1	0	0	7	13.6	
HOUSTON	03/02/17	*	27	3-11	.273	0-1	.000	3-3	1.000	4	3	7	7.2	3	1	3	0	0	9	13.5	
at UConn	3/5/17	*	21	2-6	.333	0-1	.000	3-4	.750	2	4	6	7.1	4	2	1	0	1	7	13.3	
vs Tulsa	3/10/17	*	24	8-10	.800	0-0	.000	5-5	1.000	2	4	6	7.1	2	0	0	0	0	21	13.5	
at UConn	3/11/17	*	15	0-5	.000	0-1	.000	0-0	.000	0	1	1	6.9	4	0	0	0	0	0	13.1	
vs SMU	3/12/17	*	24	5-7	.714	0-1	.000	2-2	1.000	3	2	5	6.9	4	0	1	0	0	12	13.1	
vs Kansas State	03/17/17	*	21	5-6	.833	0-0	.000	6-8	.750	1	3	4	6.8	2	1	1	0	0	16	13.1	
vs UCLA	03/19/17	*	29	21-30	.200	2-3	.000	0-0	.000	1	5	6	6.8	2	0	1	0	0	4	12.9	
Totals			35	889	184-361	.510	15-42	.357	81-114	.711	78	165	243	6.8	91	31	53	42	13	464	12.9



#31 SAM MARTIN

GUARD • 5-10 • 160 • FRESHMAN • HS • CINCINNATI, OHIO (SUMMIT COUNTRY DAY)

Prior to Cincinnati: Averaged 15.4 points 3.0 rebounds, 2.8 assists and 2.4 steals as a senior at Summit Country Day ... helped guide the Silver Knights to a 26-1 record and regional championship appearance in 2016-17 ... named an Associated Press Division III second team all-state selection as a senior ... chosen Miami Valley Conference Player of the Year and league first team accolades as a junior and senior ... helped lead Summit Country Day to a pair of soccer state titles as a junior and senior, combining for a 42-4-1 record ... tallied 38 goals, 24 assists and 100 points as a senior ... named all-midwest region, all-state first team and all-southwest Ohio first team selection as a senior ... set records during 2016 for most goals in a state championship game, most goals in a state semifinal game and most goals and most points in the city ... played basketball for his father, Scott, at St. Xavier High School as a freshman and sophomore.

Personal: Born Nov. 16, 1998 in Cincinnati, Ohio ... son of Carrie and Scott Martin ... has two sisters, Rachel and Lily ... his father, Scott, played basketball at Rollins College (1988-91) ... right-handed.

SEASON & CAREER STATISTICS

2017-18 SEASON

		CAREER
0	Pts	0
1 vs. Western Carolina, 11/13/17	FG Atts	1 vs. Western Carolina, 11/13/17
0	FG Made	0
0	3PT-FG Atts	0
0	3PT-FG Made	0
0	FT Atts	0
0	FT Made	0
0	Rebs	0
0	Assts	0
0	Stls	0
0	Blks	0
1, 3x (last vs. Coppin State, 11/16/17)	Mins	1, 3x (last vs. Coppin State, 11/16/17)

MISCELLANEOUS STATISTICS

CATEGORY	2017-18	CAREER
Double-Figure Scoring Games	0	0
Double-Figure Rebounding Games	0	0
Double-Double Games	0	0
20-Point Scoring Games	0	0
Games Led UC in Scoring	0	0
Games Led UC in Rebounding	0	0
Games Led UC in Assists	0	0
Games With 3+ Assists	0	0
Games With 3+ Blocks	0	0
Games With 3+ Steals	0	0
Games With 3+ Three-Pointers	0	0


GAME-BY-GAME STATISTICS

2017-18 (FRESHMAN SEASON)

Opponent	Date	gs	min	Total		3-Pointers		Free throws		Rebounds				pf	a	tlo	blk	stl	pts	avg
				fg-fga	pct	3fg-fga	pct	ft-fa	pct	off	def	tot	avg							
SAVANNAH STATE	11/10/17	1	0-0	.000	0-0	.000	0-0	.000	0-0	0	0	0	0.0	0	0	0	0	0	0	0.0
WESTERN CAROLINA	11/13/17	1	0-1	.000	0-0	.000	0-0	.000	0-0	0	0	0	0.0	0	0	0	0	0	0	0.0
COPPIN STATE	11/16/17	1	0-0	.000	0-0	.000	0-0	.000	0-0	0	0	0	0.0	0	0	0	0	0	0	0.0
Totals		0	3	0-1	.000	0-0	.000	0-0	.000	0	0	0	0.0	0	0	0	0	0	0	0.0

CAREER STATISTICS

Season	gp-gs	min/avg	Total		3-Point		F-Throws		Rebounds											Scoring	
			fg-fga	pct	fg-fga	pct	ft-fa	pct	off	def	tot	avg	pf	fo	ast	to	blk	stl	pts	avg	
2017-18	3-0	3/1.0	0-1	.000	0-0	.000	0-0	.000	0	0	0	0.0	0	0	0	0	0	0	0	0.0	
TOTAL	3-0	3/1.0	0-1	.000	0-0	.000	0-0	.000	0	0	0	0.0	0	0	0	0	0	0	0	0.0	



#32 JON KOZ

GUARD • 6-1 • 190 • SOPHOMORE • 1L • CLEVELAND, OHIO/BAY HIGH SCHOOL

2016-17 Season (Freshman): Played in six games as a reserve, averaging 0.0 points, 0.3 rebounds and 0.3 assists in 1.7 minutes ... grabbed one rebound and handed out one assist against both Bowling Green (12/4) and USF (1/29) ... attempted one shot against Texas Southern (12/13) and USF (1/29) ... played a season-high three minutes against USF (1/29) ... named to Bearcats Academic Honor Roll for both the 2016 fall and 2017 spring semesters.

Prior to Cincinnati: Averaged 21.6 points, 4.8 rebounds and 2.4 assists as a senior at Bay High School, helping lead the Rockets to a 25-4 record and the school's first appearance in the Division II state semifinals ... set the school record for career points (1,279) and points in a season (604 as a senior) ... named the Great Lakes Conference Most Valuable Player in 2015-16 ... named all-state twice and all-conference three times ... helped lead Bay High School to two conference championships ... three-year starting quarterback on football team, missed most of senior campaign due to injury but still helped the Rockets to a 10-win season ... guided the team to the school's first playoff wins as a junior ... coached in basketball by Jared Shetzer and football by Ron Rutt

Personal: Born December 19, 1997 in Cleveland, Ohio ... son of Courtney and John Koz ... has three sisters: Chloe, Claudia and Kayla ... his cousin, Matt Koz, wrestled at Chattanooga ... his dad played football at Baldwin Wallace ... right-handed ... pronunciation of last name rhymes with nose.

SEASON & CAREER STATISTICS

2017-18 SEASON

	CAREER
0 Pts	0
0 FG Atts	1 vs. USF, 1/29/17
0 FG Made	0
0 3PT-FG Atts	1, 2x (last vs. USF, 1/29/17)
0 3PT-FG Made	0
0 FT Atts	0
0 FT Made	0
0 Rebs	1, 2x (last vs. USF, 1/29/17)
0 Assts	1, 2x (last vs. USF, 1/29/17)
0 Stls	0
0 Blks	0
1, 3x (last vs. Coppin State, 11/16/17) Mins	3 vs. USF, 1/29/17

MISCELLANEOUS STATISTICS

CATEGORY	2016-17	2017-18	CAREER
Double-Figure Scoring Games	0	0	0
Double-Figure Rebounding Games	0	0	0
Double-Double Games	0	0	0
20-Point Scoring Games	0	0	0
Games Led UC in Scoring	0	0	0
Games Led UC in Rebounding	0	0	0
Games Led UC in Assists	0	0	0
Games With 3+ Assists	0	0	0
Games With 3+ Blocks	0	0	0
Games With 3+ Steals	0	0	0
Games With 3+ Three-Pointers	0	0	0

GAME-BY-GAME STATISTICS

2017-18 (SOPHOMORE SEASON)

Opponent	Date	gs	min	Total	3-Pointers	Free throws	Rebounds	pf	a	to	blk	stl	pts	avg
				fg-fga	pct	3fg-fga	pct	ft-fga	pct	off	def	tot	avg	
SAVANNAH STATE	11/10/17	1	0-0	.000	0-0	.000	0-0	.000	0	0	0	0	0	0.0
WESTERN CAROLINA	11/13/17	1	0-0	.000	0-0	.000	0-0	.000	0	0	0	0	0	0.0
COPPIN STATE	11/16/17	1	0-0	.000	0-0	.000	0-0	.000	0	0	0	0	0	0.0
Totals		0	3	0-0	.000	0-0	.000	0-0	.000	0	0	0	0	0.0

2016-17 (FRESHMAN SEASON)

Opponent	Date	gs	min	Total		3-Pointers		Free throws		Rebounds		pf	a	to	blk	stl	pts	avg
				fg-fga	pct	3fg-fga	pct	ft-fga	pct	off	def							
ALBANY	11/14/16	1	0-0	.000	0-0	.000	0-0	.000	0	0	0	0	0	0	0	0	0	0.0
BOWLING GREEN	12/04/16	1	0-0	.000	0-0	.000	0-0	.000	0	1	1	0.5	0	1	0	0	0	0.0
TEXAS SOUTHERN	12/13/16	1	0-1	.000	0-1	.000	0-0	.000	0	0	0	0.3	0	0	0	0	0	0.0
FAIRLEIGH DICKINSON	12/17/16	2	0-0	.000	0-0	.000	0-0	.000	0	0	0	0.3	0	0	0	0	0	0.0
TULANE	01/01/17	2	0-0	.000	0-0	.000	0-0	.000	0	0	0	0.2	0	0	0	0	0	0.0
USF	01/29/17	3	0-1	.000	0-1	.000	0-0	.000	0	1	1	0.3	0	1	0	0	0	0.0
Totals		0	10	0-2	.000	0-2	.000	0-0	.000	0	2	2	0.3	0	2	0	0	0.0

CAREER STATISTICS

			Total		3-Point		F-Throws		Rebounds										Scoring	
Season	gp-gs	min/avg	fg-fga	pct	fg-fga	pct	ft-fga	pct	off	def	tot	avg	pf	fo	ast	to	blk	stl	pts	avg
2016-17	6-0	10/1.7	0-2	.000	0-2	.000	0-0	.000	0	2	2	0.3	0	0	2	0	0	0	0	0.0
2017-18	3-0	3/1.0	0-0	.000	0-0	.000	0-0	.000	0	0	0	0.0	0	0	0	0	0	0	0	0.0
TOTAL	9-0	13/1.4	0-2	.000	0-2	.000	0-0	.000	0	2	2	0.2	0	0	2	0	0	0	0	0.0



#33 NYSIER BROOKS

CENTER • 6-11 • 250 • SOPHOMORE • 1L • PHILADELPHIA, PA. (ADVANCED PREP INTERNATIONAL [TEXAS])

2017-18 Season (Sophomore): Pulled down a career-best eight rebounds in his first career start against Western Carolina (11/13) ... grabbed seven rebounds in 11 minutes against Savannah State (11/10).

2016-17 Season (Freshman): Played in 33 games as a reserve, averaging 2.4 points, 1.6 rebounds and 0.7 blocks in 8.5 minutes ... scored 10 points on 4-of-5 shooting with four rebounds and three blocks against Samford (11/23) ... tallied eight points in a season-high 16 minutes against USF (1/29) ... grabbed a season-high five rebounds at UConn (3/5) ... recorded a season-best five blocks with four rebounds at East Carolina (1/15) ... had eight points with three rebounds against Fairleigh Dickinson (12/17) ... named to the Dean's List and Bearcats Honor Roll for the 2017 spring semester.

Prior to Cincinnati: Averaged eight points, eight rebounds and three assists in 2015-16 with Advanced Prep International ... posted double-double numbers at Life Center Academy (Burlington, New Jersey) during the 2014-15 season, averaging 12 points and 10 rebounds to go along with four blocks ... tabbed a three-star prospect according to all recruiting sites.

Personal: Born Dec. 5, 1996 in Philadelphia, Pennsylvania ... son of Monique Brooks and John Mitchell ... guardian is James Johns ... Has four brothers: Nyeem Brooks, Nymier Brooks, Knoney Mitchell and Ethan Mitchell as well as four sisters: Napree Brooks, Brittany Mitchell, Kaniyah Mitchell and Nyeera Mitchell ... right-handed ... first name pronounced "nah-SEER."

SEASON & CAREER STATISTICS

2017-18 SEASON

4 vs. Western Carolina, 11/13/17	Pts	10 vs. Samford, 11/23/16
5 vs. Western Carolina, 11/13/17	FG Atts	5, 3x (last vs. Western Carolina, 11/13/17)
2 vs. Western Carolina, 11/13/17	FG Made	4 vs. Samford, 11/23/16
0	3PT-FG Atts	0
0	3PT-FG Made	0
2 vs. Savannah State, 11/10/17	FT Atts	4, 5x (last vs. UConn, 3/11/17)
1 vs. Savannah State, 11/10/17	FT Made	2, 5x (last vs. USF, 1/29/17)
8 vs. Western Carolina, 11/13/17	Rebs	8 vs. Western Carolina, 11/13/17
2 vs. Western Carolina, 11/13/17	Assts	2 vs. Western Carolina, 11/13/17
1, 2x (last vs. Western Carolina, 11/13/17)	Stls	1, 4x (last vs. Western Carolina, 11/13/17)
1 vs. Western Carolina, 11/13/17	Blks	5 at East Carolina, 1/15/17
12 vs. Western Carolina, 11/13/17	Mins	16 vs. USF, 1/29/17

MISCELLANEOUS STATISTICS

CATEGORY	2016-17	2017-18	CAREER
Double-Figure Scoring Games	1	0	1
Double-Figure Rebounding Games	0	0	0
Double-Double Games	0	0	0
20-Point Scoring Games	0	0	0
Games Led UC in Scoring	0	0	0
Games Led UC in Rebounding	0	1	1
Games Led UC in Assists	0	0	0
Games With 3+ Assists	0	0	0
Games With 3+ Blocks	2	0	2
Games With 3+ Steals	0	0	0
Games With 3+ Three-Pointers	0	0	0

GAME-BY-GAME STATISTICS

2017-18 (SOPHOMORE SEASON)

Opponent	Date	gs	min	Total	fg-fga	pct	3fg-fga	pct	ft-fa	pct	off	def	tot	avg	pf	a	tlo	blk	stl	pts	avg
SAVANNAH STATE	11/10/17	11	1-3	333	0-0	.000	1-2	.500	2	5	7	7	0	1	3	3	0	0	0	1	3.0
WESTERN CAROLINA	11/13/17	12	2-5	400	0-0	.000	0-0	.000	4	4	8	7.5	2	2	2	1	1	4	3.5		
COPPIN STATE	11/16/17	9	1-1	1,000	0-0	.000	0-0	.000	0	2	2	5.7	1	1	1	0	0	2	3.0		
Totals		1	32	4-9	.444	0-0	.000	1-2	.500	6	11	17	5.7	4	3	3	1	2	9	3.0	

2016-17 (FRESHMAN SEASON)

Opponent	Date	gs	min	Total		3-Pointers		Free Throws		Rebounds					pf	a	tlo	blk	stl	pts	avg
				fg	gfg	3fg	g3fg	ft	gft	off	def	tot	avg								
BROWN	11/11/16	8	0-0	.000	0-0	.000	1-2	.500	0	1	1	1.0	2	0	0	0	0	1	1.0		
ALBANY	11/14/16	7	0-1	.000	0-0	.000	1-2	.500	0	1	1	1.0	2	1	0	1	0	1	1.0		
vs Rhode Island	11/19/16	1	0-0	.000	0-0	.000	1-2	.500	0	0	0	0.7	0	0	1	0	1	0	1.0		
vs Penn State	11/20/16	4	0-2	.000	0-0	.000	0-0	.000	0	1	1	0.8	2	0	1	0	1	0	0.8		
SAMFORD	11/23/16	15	4-5	800	0-0	.000	2-3	.667	2	2	4	1.4	0	0	1	3	1	10	2.6		
LIPSCOMB	11/26/16	9	2-4	.500	0-0	.000	1-1	1.000	0	0	0	1.2	2	0	0	0	0	5	3.0		
at Iowa State	12-01-16	8	1-1	1,000	0-0	.000	0-0	.000	3	1	4	1.6	1	0	2	0	0	2	2.9		
BOWLING GREEN	12/04/16	13	2-3	.667	0-0	.000	2-4	.500	1	0	1	1.5	3	0	0	0	0	6	3.3		
at Butler	12/10/16	1	0-0	.000	0-0	.000	0-0	.000	0	0	0	1.3	0	0	0	0	0	0	0.29		
TEXAS SOUTHERN	12/13/16	10	2-3	.667	0-0	.000	2-2	1.000	0	2	2	1.4	2	0	0	1	0	6	3.2		
FAIRLEIGH DICKINSON	12/17/16	15	3-5	600	0-0	.000	2-4	.500	1	2	3	1.5	2	0	0	1	1	8	3.6		
MARSHALL	12/22/16	10	1-2	500	0-0	.000	0-0	.000	0	0	0	1.4	1	0	0	1	0	2	3.5		
at Temple	12/28/16	3	0-1	.000	0-0	.000	0-0	.000	1	1	2	1.5	2	0	1	1	0	0	0.32		
TULANE	01/01/17	15	2-3	.667	0-0	.000	1-2	.500	0	1	1	1.4	5	0	1	1	0	5	3.4		
at Houston	1/7/17	5	0-0	.000	0-0	.000	0-0	.000	0	1	1	1.4	1	0	1	0	0	0	0.31		
SMU	01/12/17	2	0-0	.000	0-0	.000	0-0	.000	0	0	0	1.3	1	0	0	0	0	0	0.29		
at East Carolina	01/15/17	13	1-3	.333	0-0	.000	0-0	.000	1	3	4	1.5	1	0	2	5	1	2	2.9		
TEMPLE	01/18/17	9	1-1	1,000	0-0	.000	0-0	.000	1	0	1	1.4	1	0	0	2	0	2	2.8		
at Tulane	01/21/17	12	0-1	.000	0-0	.000	2-1	.500	0	2	1	3	1.5	4	1	3	0	0	0	2.7	
XAVIER	01/26/17	12	2-3	.667	0-0	.000	0-0	.000	2	1	3	1.6	4	0	0	2	0	4	2.8		
USF	01/29/17	16	3-3	1,000	0-0	.000	2-4	.500	0	1	1	1.6	2	0	3	0	0	8	3.0		
at SMU	02/12/17	1	0-0	.000	0-0	.000	0-0	.000	0	0	0	1.5	0	0	0	0	0	0	0.29		
at USF	02/15/17	5	0-0	.000	0-0	.000	1-4	.250	0	1	1	1.5	0	0	0	0	0	0	1.28		
TULSA	02/18/17	8	1-2	500	0-0	.000	1-2	.500	1	1	2	1.5	4	0	2	1	0	3	2.8		
MEMPHIS	02/23/17	8	1-1	1,000	0-0	.000	2-2	1.000	1	1	2	1.5	1	0	0	0	0	4	2.8		
at UCF	2/26/17	6	1-1	1,000	0-0	.000	0-0	.000	0	1	1	1.5	1	0	0	0	0	2	2.8		
HOUSTON	03/02/17	6	0-0	.000	0-0	.000	0-0	.000	0	2	2	1.5	0	0	0	1	0	0	0	2.7	
at UConn	3/5/17	7	0-1	.000	0-0	.000	0-0	.000	0	0	0	1.5	2	0	0	1	0	0	0	2.6	
vs Tulsa	3/10/17	12	0-2	.000	0-0	.000	0-0	.000	1	2	3	1.5	3	0	1	0	0	0	0	2.5	
at UConn	3/11/17	13	0-1	.000	0-0	.000	3-4	.750	2	3	5	1.6	4	0	0	0	0	3	2.5		
vs SMU	3/12/17	4	0-2	.000	0-0	.000	0-0	.000	1	1	2	1.6	0	0	0	0	0	0	0	2.5	
vs Kansas State	03/17/17	11	0-1	.000	0-0	.000	1-2	.500	0	1	1	1.6	2	0	0	0	1	2	2.4		
vs UCLA	03/19/17	10	1-1	1,000	0-0	.000	0-0	.000	0	1	1	1.6	0	0	0	0	0	2	2.4		
Totals		0	279	28-53	.528	0-0	.000	23-40	.575	20	33	53	1.6	55	2	19	22	4	79	2.4	

CAREER STATISTICS

Season	gp-gs	min/avg	Total	fg-fga	pct	3-Point	fg-fga	pct	F-Throws	ft-fa	pct	off	def	tot	avg	pf	fo	ast	to	blk	stl	pts	avg
2016-17	33-0	279/8.5	28-53	.528	0-0	.000	23-40	.575	20	33	53	1.6	55	1	2	19	22	4	79	2.4			
2017-18	3-1	32/10.7	4-9	.444	0-0	.000	1-2	.500	6	11	17	5.7	4	0	3	3	1	2	9	3.0			
TOTAL	36-1	311/8.6	32-62	.516	0-0	.000	24-42	.571	26	44	70	1.9	59	1	5	22	23	6	88	2.4			



#34 JARRON CUMBERLAND

GUARD • 6-5 • 215 • SOPHOMORE • 1L • WILMINGTON, OHIO (WILMINGTON HIGH SCHOOL)

CONFERENCE AWARDS

- » All-Rookie Team (2016-17)
- » Co-Sixth Man of the Year (2016-17)
- » Player of the Week (1/30/17)
- » Rookie of the Week (3x: 3/6/16; 1/2/17 & 12/19/16)

MOMENTS

- » Scored a season-high 26 points with six three-pointers and four steals in 20 minutes against USF (1/29/17)
- » Netted 13 of his 15 points in the second half against No. 24 Xavier (1/26/17)
- » Tallied 15 points against UCLA (3/19/17) in the second round of the NCAA Tournament

2017-18 Season (Sophomore): Led the Bearcats in points (19) and rebounds (nine) against Coppin State (11/16) ... scored 20 points on 6-of-9 shooting with four threes against Western Carolina (11/13) ... pulled down a career-high seven rebounds to go with 10 points and five assists against Savannah State (11/10).

2016-17 Season (Freshman): Played in 35 games as a reserve, averaging 8.3 points, 2.4 rebounds, 1.5 assists and 1.0 steals in 19.1 minutes ... named to The American's All-Rookie Team and selected as The American's Co-Sixth Man of the Year with SMU's Ben Emelogu ... named league's player of the week after a pair of strong performances: scoring a season-high 26 points on 8-of-11 shooting with a season-best six three-pointers against USF (1/29) and tallying 15 points, including 13 in the second half, against No. 24 Xavier (1/26) ... named league's rookie of the week three times ... netted 19 points with a trio of threes against Tulane (1/1) ... tallied 17 points on 4-of-6 shooting from the field and 8-of-10 shooting from the foul line against Lipscomb (11/26) ... shot 52.6 percent (22 of 42) from the field while averaging 11.6 points in five postseason games ... scored in double figures in 14 games ... led the team in scoring in six games.

Prior to Cincinnati: Averaged 29.6 points, 7.4 rebounds, 3.6 steals and 3.2 assists while shooting 57.4 percent (303 of 528) from the field as a senior at Wilmington High School ... helped lead the Hurricane to a 27-2 record and the semifinals of the OHSAA Division I playoffs ... finished as the school's all-time leading scorer with 2,383 points ... posted a school-record 52 points against Washington Court House (2/11/16) ... named a finalist for the Ohio Mr. Basketball Award and a McDonald's All-American nominee ... scored a team-high 15 points and was named most valuable player of the 2016 Ohio-Kentucky All-Star game ... averaged 24.5 points, 7.5 rebounds and 3.3 assists as a junior ... averaged 17.8 points, 5.4 rebounds, 2.0 assists and 1.8 steals during AAU action with King James (Ohio) during the 2015 summer, later earning Third Team All-Peach Jam honors during Nike EYBL action ... earned First Team Associate Press Division I All-Ohio honors as a junior and senior ... ranked at No. 55 on ESPN's Top 100 prospects list ... tabbed as a four-star prospect by Rivals.com, Scout.com and 247 Sports.

Personal: Born Sept. 22, 1997 in Wilmington, Ohio ... son of Cheryl and Scott Cumberland ... has two sisters, Ebony and Chasity ... right-handed ... first name pronounced JAIR-in.

SEASON & CAREER STATISTICS

2017-18 SEASON

		CAREER
20 vs. Western Carolina, 11/13/17	Pts	26 vs. USF, 1/29/17
14 vs. Coppin State, 11/16/17	FG Atts	14 vs. Coppin State, 11/16/17
7 vs. Coppin State, 11/16/17	FG Made	8 vs. USF, 1/29/17
10 vs. Coppin State, 11/16/17	3PT-FG Atts	10 vs. Coppin State, 11/16/17
4, 2x (last vs. Coppin State, 11/16/17)	3PT-FG Made	6 vs. USF, 1/29/17
4, 2x (last vs. Coppin State, 11/16/17)	FT Atts	10 vs. Lipscomb, 11/26/16
4 vs. Western Carolina, 11/13/17	FT Made	8 vs. Lipscomb, 11/26/16
9 vs. Coppin State, 11/16/17	Rebs	9 vs. Coppin State, 11/16/17
5 vs. Savannah State, 11/10/17	Assts	5, 3x (last vs. Savannah State, 11/10/17)
1 vs. Savannah State, 11/10/17	Stls	5 vs. SMU, 3/12/17
1 vs. Coppin State, 11/16/17	Blks	1, 7x (last vs. Coppin State, 11/16/17)
25 vs. Coppin State, 11/16/17	Mins	31, 2x (last vs. SMU, 3/12/17)

MISCELLANEOUS STATISTICS

CATEGORY	2016-17	2017-18	CAREER
Double-Figure Scoring Games	14	3	17
Double-Figure Rebounding Games	0	0	0
Double-Double Games	0	0	0
20-Point Scoring Games	1	1	2
Games Led UC in Scoring	6	2	8
Games Led UC in Rebounding	1	1	2
Games Led UC in Assists	2	1	3
Games With 3+ Assists	5	2	7
Games With 3+ Blocks	0	0	0
Games With 3+ Steals	4	0	4
Games With 3+ Three-Pointers	5	2	7

CAREER STATISTICS

			Total		3-Point		F-Throws		Rebounds											Scoring	
Season	gp-gs	min/avg	fg-fga	pct	fg-fga	pct	ft-fga	pct	off	def	tot	avg	pf	fo	ast	to	blk	stl	pts	avg	
2016-17	35-0	669/19.1	99-201	.493	38-107	.355	56-87	.644	36	48	84	2.4	63	0	52	35	9	34	292	8.3	
2017-18	3-3	72/24.0	17-34	.500	9-21	.429	6-10	.600	5	13	18	6.0	1	0	10	3	1	1	49	16.3	
TOTAL	38-3	741/19.5	116-235	.494	47-128	.367	62-97	.639	41	61	102	2.7	64	0	62	38	10	35	341	9.0	



#34 JARRON CUMBERLAND

GUARD • 6-5 • 215 • SOPHOMORE • 1L • WILMINGTON, OHIO (WILMINGTON HIGH SCHOOL)

GAME-BY-GAME STATISTICS

2017-18 (SOPHOMORE SEASON)

Opponent	Date	gs	min	Total		3-Pointers		Free throws		Rebounds			pf	a	t/o	blk	stl	pts	avg
				fg-fga	pct	3fg-fga	pct	ft-fa	pct	off	def	tot							
SAVANNAH STATE	11/10/17	*	24	4-11	.364	1-5	.200	1-2	.500	4	3	7	7.0	0	5	0	0	1	10.0
WESTERN CAROLINA	11/13/17	*	23	6-9	.667	4-6	.667	4-4	1.000	0	2	2	4.5	1	2	3	0	0	20.0
COPPIN STATE	11/16/17	*	25	7-14	.500	4-10	.400	1-4	.250	1	8	9	6.0	0	3	0	1	0	19.6
Totals			3	72	17-34	.500	9-21	.429	6-10	.600	5	13	18	6.0	1	10	3	1	49.0

2016-17 (FRESHMAN SEASON)

Opponent	Date	gs	min	Total		3-Pointers		Free throws		Rebounds			pf	a	t/o	blk	stl	pts	avg
				fg	pct	ft	pct	ft	pct	off	def	tot							
BROWN	11/11/16	13	1-3	.333	0-2	.000	1-3	.333	0	0	0	0.0	1	2	0	1	2	3.0	
ALBANY	11/14/16	19	4-6	.667	2-4	.500	1-1	1.000	1	1	2	1.0	1	1	0	0	11	7.0	
vs Rhode Island	11/19/16	15	0-1	.000	0-1	.000	0-1	.000	2	0	2	1.3	3	1	0	0	0	4.7	
vs Penn State	11/20/16	12	1-3	.333	0-2	.000	0-1	.000	0	1	1	1.3	0	3	0	0	1	2.4	
SAMFORD	11/23/16	8	0-1	.000	0-1	.000	0-0	.000	1	1	2	1.4	0	1	0	0	0	3.2	
LIPSCOMB	11/26/16	22	4-6	.667	1-3	.333	8-10	.800	0	1	1	1.3	1	1	2	1	3	17.5	
at Iowa State	12-01-16	7	0-2	.000	0-1	.000	0-0	.000	0	0	0	1.1	1	0	0	0	0	4.7	
BOWLING GREEN	12/04/16	18	1-7	.143	0-2	.000	0-0	.000	3	3	6	1.8	2	3	1	1	1	2.4	
at Butler	12/10/16	9	1-3	.333	0-1	.000	2-2	1.000	1	0	1	1.7	3	1	1	0	1	4.3	
TEXAS SOUTHERN	12/13/16	24	7-9	.778	4-4	1.000	0-0	.000	3	3	6	2.1	1	1	0	1	1	18.5	
FAIRLEIGH DICKINSON	12/17/16	20	4-8	.500	3-6	.500	0-0	.000	1	3	4	2.3	3	5	0	0	1	11.6	
MARSHALL	12/22/16	7	0-2	.000	0-2	.000	2-2	1.000	0	0	0	2.1	1	0	1	0	0	2.5	
at Temple	12/28/16	19	2-6	.333	2-4	.500	0-1	.000	3	2	5	2.3	2	2	3	0	0	6.5	
TULANE	01/01/17	26	6-8	.750	3-3	1.000	4-6	.667	1	3	4	2.4	4	1	3	1	2	19.6	
at Houston	1/7/17	16	1-3	.333	0-2	.000	0-0	.000	0	2	2	2.4	2	1	2	0	0	2.6	
SMU	01/12/17	11	1-3	.333	1-3	.333	3-4	.750	0	2	2	2.4	1	1	1	0	0	6.4	
at East Carolina	01/15/17	21	1-7	.143	0-4	.000	2-3	.667	2	2	4	2.5	2	1	0	0	1	4.6	
TEMPLE	01/18/17	23	1-4	.250	1-2	.500	2-2	1.000	0	2	2	2.4	3	1	0	0	1	5.6	
at Tulane	01/21/17	16	2-2	1.000	0-0	.000	0-0	.000	0	1	1	2.4	1	2	3	0	0	4.1	
XAVIER	01/26/17	21	5-9	.556	2-5	.400	3-8	.375	1	3	4	2.5	3	1	1	0	0	15.6	
USF	01/29/17	20	8-11	.727	6-9	.667	4-7	.571	0	3	3	2.5	0	3	0	1	4	26.7	
at Tulsa	02/01/17	20	1-3	.333	0-2	.000	2-5	.400	0	0	0	2.4	4	1	1	0	2	4.7	
UCONN	02/04/17	21	5-9	.556	3-7	.429	2-2	1.000	0	2	2	2.3	2	1	1	0	4	15.7	
UCF	02/08/17	19	1-4	.250	0-2	.000	1-1	1.000	0	0	0	2.3	0	4	0	0	1	3.7	
at SMU	02/12/17	7	1-2	.500	1-2	.500	0-0	.000	1	0	1	2.2	2	0	0	1	0	3.7	
at USF	02/15/17	31	3-6	.500	1-3	.333	0-1	.000	2	2	4	2.3	2	2	1	0	1	7.7	
MEMPHIS	02/23/17	22	3-7	.429	1-4	.250	2-2	1.000	1	1	2	2.3	1	4	1	1	0	9.7	
at UCF	2/26/17	28	3-8	.375	0-4	.000	5-8	.625	3	0	3	2.3	1	5	2	0	0	11.7	
HOUSTON	03/02/17	21	4-7	.571	2-5	.400	0-0	.000	1	2	3	2.3	4	0	4	0	1	10.7	
at UConn	3/5/17	25	6-9	.667	0-2	.000	3-3	1.000	2	1	3	2.3	1	1	1	0	15.7		
vs Tulsa	3/10/17	27	4-6	.667	1-2	.500	0-2	.000	1	2	3	2.4	2	0	3	0	0	9.7	
at UConn	3/11/17	27	3-5	.600	1-3	.333	4-6	.667	1	1	2	2.3	2	1	1	0	2	11.9	
vs SMU	3/12/17	31	4-13	.308	1-5	.200	5-6	.833	3	1	4	2.4	1	0	1	0	5	14.8	
vs Kansas State	03/17/17	23	4-5	.800	1-1	1.000	0-0	.000	1	2	3	2.4	3	0	0	0	0	9.8	
vs UCLA	03/19/17	20	7-13	.538	1-4	.250	0-0	.000	1	1	2	2.4	3	1	1	0	0	15.8	
Totals		0	669	99-201	.493	38-107	.355	56-87	.644	36	48	84	2.4	63	52	35	9	34	292.8

2017-18 GAME RECAPS

GAME 1 • NOV. 10, 2017 • CAYMAN ISLANDS CLASSIC SAVANNAH STATE (77) AT 12/13 CINCINNATI (107) BB&T ARENA (HIGHLAND HEIGHTS, KY)

Savannah State 77 • 0-1

#	Player	Total FG-FGA	3-Ptr FG-FGA	FT-FTA	Rebounds Off Def Tot	PF	TP	A	TO	Blk	Stl	Min
05	JENKINS, Javaris	f 1-2	1-2	0-0	0 2 2 2	0	3	2	2	1	0	22
12	SMITH, Jahlin	f 6-12	0-3	1-2	2 3 5 3	13	1	4	0	1	0	22
01	DASENT, Austin	g 5-9	4-7	0-0	0 5 5 4	14	6	5	0	3	26	20
22	MCCLANAHAN, Dexter	g 3-11	1-4	4-5	1 3 3 2	11	2	2	0	2	25	19
05	EVANS, Tylik	g 3-14	1-9	4-6	1 3 4 2	11	5	2	0	3	30	19
02	ORIZU, Ralueke	g 0-1	0-0	0-0	1 0 1 1	2	0	1	1	0	6	13
03	SELLERS, Zach	g 0-3	0-2	0-0	0 1 1 1	3	0	0	1	1	0	15
04	GRANT, John	g 0-5	0-3	0-0	0 1 1 1	0	0	0	0	0	5	17
10	GLENN, Maricus	g 0-0	0-0	0-0	0 1 1 1	0	0	0	0	0	2	13
15	FELDER, Isaiah	g 1-3	1-3	0-0	0 1 1 2	3	2	0	0	0	10	13
24	GRANT, Juwan	g 4-6	3-4	0-0	0 1 1 1	0	11	0	0	0	0	13
30	CABEZA, Jahir	g 1-4	0-3	3-3	0 1 1 4	5	1	0	1	2	13	8
32	DUBOSE, Chris	g 2-3	2-3	0-0	0 0 0 0	1	6	0	0	0	0	5
09	PINKETT, Khaleen	g 0-1	0-1	0-0	2 0 2 1	1	0	0	0	0	0	5
Team					3 4 7							
Totals		26-74	13-44	12-16	7 25 32 24	77	19	17	4	11	200	

FG % 1st Half: 15-39 38.5% 2nd half: 11-35 31.4% Game: 26-74 35.1% Deadball Rebounds 4,3
3FG % 1st Half: 8-23 34.8% 2nd half: 5-21 23.8% Game: 13-44 29.5%
FT % 1st Half: 2-2 100.0 2nd half: 10-14 71.4% Game: 12-16 75.0%

Cincinnati 107 • 1-0

#	Player	Total FG-FGA	3-Ptr FG-FGA	FT-FTA	Rebounds Off Def Tot	PF	TP	A	TO	Blk	Stl	Min
11	CLARK, Gary	f 5-9	0-1	3-4	4 7 11 2	2	13	1	0	1	1	22
24	WASHINGTON, Kyle	f 2-3	0-0	1-1	0 4 4 3	5	0	2	0	0	16	29
01	EVANS, Jacob	g 7-15	4-11	1-3	3 4 7 2	19	5	5	2	2	29	20
15	BROOME, Cane	g 6-11	5-9	0-0	0 4 4 2	17	4	6	0	0	24	15
34	CUMBERLAND, Jarron	g 4-11	1-5	1-2	4 3 7 0	10	5	0	0	1	24	15
02	WILLIAMS, Keith	g 5-12	0-4	0-0	3 2 5 0	10	1	1	0	0	15	21
03	JENIFER, Justin	g 6-12	1-5	2-5	0 0 0 2	15	5	1	0	1	21	14
05	MOORE, Trevor	g 3-5	2-4	0-0	1 1 2 1	8	0	1	0	0	14	12
13	SCOTT, Tre	g 1-2	0-0	2-2	1 2 3 2	4	3	1	0	1	12	1
14	BART, Jackson	g 0-0	0-0	0-0	0 0 0 0	0	0	0	0	0	1	13
20	DIARRA, Mamoudou	g 0-0	0-0	0-0	0 0 0 0	0	0	1	0	0	0	1
22	NSOSEME, Eliel	g 1-3	0-0	1-5	4 4 8 2	3	0	2	1	0	13	1
31	MARTIN, Sam	g 0-0	0-0	0-0	0 0 0 0	0	0	0	0	0	1	20
32	KOZ, John	g 0-0	0-0	0-0	0 0 0 0	0	0	0	0	0	1	12
33	BROOKS, Nysier	g 1-3	0-0	1-2	2 5 7 1	3	0	0	0	1	11	18
Team					3 4 7							
Totals		41-86	13-39	12-24	25 40 65 17	107	24	20	4	7	200	

FG % 1st Half: 23-45 51.1% 2nd half: 18-41 43.9% Game: 41-86 47.7% Deadball Rebounds 4,1
3FG % 1st Half: 10-22 45.5% 2nd half: 3-17 17.6% Game: 13-39 33.3%
FT % 1st Half: 4-8 50.0% 2nd half: 8-16 50.0% Game: 12-24 50.0%

Officials: Bill Jacobson, Jon Campbell, Steven Perry
Technical fouls: Savannah State-None. Cincinnati-None.
Attendance: 6610

Score by periods	1st	2nd	Total
Savannah State	40	37	77
Cincinnati	60	47	107

Last FG - SSUM 2nd-03:06, CIN 2nd-00:35.
Largest lead - SSUM by 5 1st-16:51, CIN by 30 2nd-00:35.

Points CSUM	In Paint	Off T/O	2nd Chance	Fast Break	Bench
CIN	24	17	2	18	25
	54	22	30	14	43

Score tied - 3 times.
Lead changed - 7 times.

GAME 2 • NOV. 13, 2017 WESTERN CAROLINA (51) AT 12/13 CINCINNATI (102) BB&T ARENA (HIGHLAND HEIGHTS, KY)

Western Carolina 51 • 0-2

#	Player	Total FG-FGA	3-Ptr FG-FGA	FT-FTA	Rebounds Off Def Tot	PF	TP	A	TO	Blk	Stl	Min
12	Marc Gosselin	f 2-5	0-1	0-0	3 0 3 4	4	3	2	0	0	25	19
23	Mike Amius	f 2-7	0-0	3-5	2 2 4 3	7	0	3	1	3	19	17
33	Onno Steger	f 0-3	0-1	0-1	0 0 0 0	0	0	3	0	0	17	26
05	Devin Peterson	g 2-5	0-0	1-2	0 2 2 3	5	2	4	0	1	26	19
11	Haboubacar Mutombo	g 1-8	0-2	0-0	1 1 2 1	2	0	1	2	0	1	4
00	Maurice Smith	g 1-4	0-0	1-4	0 3 2 3	1	1	0	0	0	13	12
01	Desmond Johnson	g 0-2	0-0	2-2	0 2 2 3	2	1	5	0	0	17	17
02	Matt Halvorsen	g 5-9	3-7	2-2	0 1 1 1	15	0	1	0	0	17	2
03	Jason McMillan	g 0-0	0-0	0-0	0 0 0 0	0	0	0	0	0	2	21
13	Deriece Parks	g 4-6	2-4	0-0	0 2 2 10	2	2	2	0	1	13	5
21	Marcus Thomas	g 0-1	0-0	0-0	0 0 0 0	0	0	0	0	0	1	4
24	Ashley Williams	g 0-1	0-1	0-0	0 0 0 0	0	0	0	0	0	1	5
32	Devonte Fuller	g 1-2	0-0	0-0	0 1 1 0	2	0	0	0	0	2	6
35	Yalim Olcay	g 0-0	0-0	1-2	1 1 2 1	1	0	0	0	0	4	4
41	Charlendez Brooks	g 0-0	0-0	0-0	1 0 1 1	0	0	0	0	0	6	8
44	Adam Sledd	g 0-3	0-0	0-0	1 0 1 2	0	0	0	0	0	0	3
Team					1 2 3							
Totals		18-56	5-16	10-18	11 17 28 23	51	9	22	1	6	200	

FG % 1st Half: 10-25 40.0% 2nd half: 8-31 25.8% Game: 18-56 32.1% Deadball Rebounds 2,1
3FG % 1st Half: 4-7 57.1% 2nd half: 1-9 11.1% Game: 5-16 31.3%
FT % 1st Half: 5-11 45.5% 2nd half: 5-7 71.4% Game: 10-18 55.6%

Cincinnati 102 • 2-0

#	Player	Total FG-FGA	3-Ptr FG-FGA	FT-FTA	Rebounds Off Def Tot	PF	TP	A	TO	Blk	Stl	Min
11	CLARK, Gary	f 2-5	0-1	4-4	1 1 2 1	8	1	0	1	2	20	12
33	BROOKS, Nysier	g 2-5	0-0	0-0	4 4 8 2	4	2	2	1	1	12	23
01	EVANS, Jacob	g 2-3	1-1	4-6	2 2 4 6	2	9	6	2	1	0	18
03	JENIFER, Justin	g 0-3	0-2	2-2	0 0 0 0	2	2	1	0	0	1	18
34	CUMBERLAND, Jarron	g 6-9	4-6	4-4	0 2 2 1	20	2	3	0	0	23	19
02	WILLIAMS, Keith	g 5-7	0-2	0-2	0 1 1 0	10	1	0	0	1	19	13
05	MOORE, Trevor	g 1-3	1-3	2-2	0 3 3 1	5	1	0	0	1	13	2
13	SCOTT, Tre	g 2-2	0-0	2-3	1 5 6 3	6	3	6	3	1	2	18
14	BART, Jackson	g 0-2	0-2	0-0	0 0 0 0	0	0	0	0	0	0	2
15	BROOME, Cane	g 6-11	2-3	1-2	1 1 2 2	15	4	0	0	3	20	12
20	DIARRA, Mamoudou	g 3-6	0-0	3-4	2 4 6 1	9	0	0	1	0	12	18
24	WASHINGTON, Kyle	g 4-7	1-1	5-5	1 6 7 2	14	0	3	2	0	1	1
31	MARTIN, Sam	g 0-1	0-0	0-0	0 0 0 0	0	0	0	0	0	0	1
32	KOZ, John	g 0-0	0-0	0-0	0 0 0 0	0	0	0	0	0	0	1
Team					3 1 4							
Totals		33-64	9-21	27-34	15 32 47 17	102	24	13	7	11	200	

FG % 1st Half: 15-30 50.0% 2nd half: 18-34 52.9% Game: 33-64 51.6% Deadball Rebounds 5,1
3FG % 1st Half: 3-9 33.3% 2nd half: 6-12 50.0% Game: 9-21 42.9%
FT % 1st Half: 13-18 72.2% 2nd half: 14-16 87.5% Game: 27-34 79.4%

Officials: Zelton Steed, Byron Jarrett, Wil Howard
Technical fouls: Western Carolina-None. Cincinnati-None.
Attendance: 7051

Score by periods	1st	2nd	Total
Western Carolina	29	22	51
Cincinnati	46	56	102

Last FG - WCU 2nd-00:23, CIN 2nd-01:29.
Largest lead - WCU None, CIN by 53 2nd-01:29.

Points WCU	In Paint	Off T/O	2nd Chance	Fast Break	Bench
CIN	40	29	15	8	59

Score tied - 0 times.
Lead changed - 0 times.

GAME 3 • NOV. 17, 2017 COPPIN STATE (54) AT CINCINNATI (97) BB&T ARENA (HIGHLAND HEIGHTS, KY)

Coppin State 54 • 0-3

#	Player	Total FG-FGA	3-Ptr FG-FGA	FT-FTA	Rebounds Off Def Tot	PF	TP	A	TO	Blk	Stl	Min
00	TRAORE,Adam	f 3-6	1-1	1-1	0 3 3 5	8	0	2	0	0	22	16
05	COUNCIL,Cedric	f 1-3	1-3	0-0	0 1 1 5	3	0	1	0	0	16	31
03	CLAYTON,Dejuan	g 3-10	1-2	2-2	0 3 3 1	9	3	1	0	1	23	23
10	DAVIS,Karonn	g 3-9	0-2	4-4	1 2 3 3	10	2	2	0	0	23	24
22	MORGAN,Lamar	g 2-5	0-2	4-4	0 2 2 2	8	1	0	1	0	24	19
01	ANDREWS-FULTON,Chad	g 1-2	0-0	0-0	3 4 7 2	2	2	0	1	0	1	19
02	DRUMMOND,Taqwain	g 0-2	0-1	0-0	0 4 4 1	0	0	2	0	0	10	25
04	THOMAS,Tre	g 4-12	1-4	0-0	0 2 2 1	9	0	1	0	0	25	16
11	BOYCE,Joel	g 2-4	0-0	1-1	0 1 1 1	5	1	0	0	2	7	1
21	BROWNLEE,Lucian	g 0-3	0-1	0-0	0 0 0 0	0	0	0	0	0	7	1
24	FAIR,Keandre	g 0-4	0-3	0-0	0 0 0 0	3	0	0	0	0	7	1
Team					0 1 1							
Totals		19-60	4-19	12-12	4 23 27	24	54	7	11	1	4	200

FG % 1st Half: 9-31 29.0% 2nd half: 10-29 34.5% Game: 19-60 31.7% Deadball Rebounds 0,1
3FG % 1st Half: 2-12 16.7% 2nd half: 2-7 28.6% Game: 4-19 21.1%
FT % 1st Half: 6-6 100.0 2nd half: 6-6 100.0 Game: 12-12 100.0

Cincinnati 97 • 3-0

		Total		3-Ptr	Rebounds									
#	Player	FG-FGA	FG-FGA	FT-FTA	Off	Def	Tot	PF	TP	A	TO	Blk	Stl	Min
11	CLARK, Gary	f	5-8	1-3	1-2	5	4	9	2	12	2	0	0	17
24	WASHINGTON, Kyle	f	5-11	0-1	1-4	1	5	6	1	11	1	0	2	0
01	EVANS, Jacob	g	2-4	1-2	6-6	1	1	2	1	11	4	0	1	17
15	BROOME, Cane	f	1-3	0-1	2-4	0	1	1	0	4	2	1	0	21
34	CUMBERLAND, Jarron	g	7-14	4-10	1-4	1	8	9	0	19	3	0	1	25
02	WILLIAMS, Keith		2-6	0-2	0-3	0	2	2	0	4	2	2	0	1
03	JENIFER, Justin		4-5	4-5	4-4	1	1	2	1	16	2	0	0	1
05	MOORE, Trevor		1-3	1-3	2-4	1	1	2	1	5	0	1	0	2
13	SCOTT, Tre		2-2	0-0	2-2	2	3	5	0	6	3	0	0	1
14	BART, Jackson		0-0	0-0	0-0	0	0	0	0	0	0	0	0	1
20	DIARRA, Mamoudou		1-5	1-2	2-2	1	2	3	0	5	1	1	1	0
22	NSOSEME, Eiel		1-1	0-0	0-1	1	4	5	3	2	2	1	0	13
31	MARTIN, Sam		0-0	0-0	0-0	0	0	0	0	0	0	0	0	1
32	KOZ, John		0-0	0-0	0-0	0	0	0	0	0	0	0	0	1
33	BROOKS, Nysier		1-1	0-0	0-0	0	2	2	1	2	1	1	0	0
Team						1	2	3						
Totals			32-63	12-29	21-36	15	36	51	10	97	23	7	5	7
														200



2017-18 Cincinnati Basketball
Cincinnati Combined Team Statistics (as of Nov 17, 2017)
All games



RECORD:	OVERALL	HOME	AWAY	NEUTRAL
ALL GAMES	3-0	3-0	0-0	0-0
CONFERENCE	0-0	0-0	0-0	0-0
NON-CONFERENCE	3-0	3-0	0-0	0-0

#	Player	gp-gs	min	avg	Total		3-Point		F-Throw		Rebounds						a	to	blk	stl	pts	avg
					fg-fga	fg%	3fg-fga	3fg%	ft-fa	ft%	off	def	tot	avg	pf	dq						
34	CUMBERLAND, Jarron	3-3	72	24.0	17-34	.500	9-21	.429	6-10	.600	5	13	18	6.0	1	0	10	3	1	1	49	16.3
01	EVANS, Jacob	3-3	69	23.0	11-22	.500	6-14	.429	11-15	.733	6	9	15	5.0	5	0	15	7	4	2	39	13.0
15	BROOME, Cane	3-2	61	20.3	13-25	.520	7-13	.538	3-6	.500	1	6	7	2.3	4	0	10	7	0	4	36	12.0
03	JENIFER, Justin	3-1	61	20.3	10-20	.500	5-12	.417	8-11	.727	1	1	2	0.7	5	0	8	1	0	3	33	11.0
11	CLARK, Gary	3-3	59	19.7	12-22	.545	1-5	.200	8-10	.800	10	12	22	7.3	5	0	4	0	2	4	33	11.0
24	WASHINGTON, Kyle	3-2	54	18.0	11-21	.524	1-2	.500	7-10	.700	2	15	17	5.7	6	0	1	5	4	0	30	10.0
02	WILLIAMS, Keith	3-0	52	17.3	12-25	.480	0-8	.000	0-5	.000	3	5	8	2.7	0	0	4	3	0	2	24	8.0
05	MOORE, Trevor	3-0	41	13.7	5-11	.455	4-10	.400	4-6	.667	2	5	7	2.3	3	0	1	2	0	3	18	6.0
13	SCOTT, Tre	3-0	42	14.0	5-6	.833	0-0	.000	6-7	.857	4	10	14	4.7	5	0	12	4	1	4	16	5.3
20	DIARRA, Mamoudou	3-0	21	7.0	4-11	.364	1-2	.500	5-6	.833	3	6	9	3.0	1	0	1	2	2	0	14	4.7
33	BROOKS, Nysier	3-1	32	10.7	4-9	.444	0-0	.000	1-2	.500	6	11	17	5.7	4	0	3	3	1	2	9	3.0
22	NSOSEME, Eliel	2-0	26	13.0	2-4	.500	0-0	.000	1-6	.167	5	8	13	6.5	5	0	2	3	1	0	5	2.5
32	KOZ, John	3-0	3	1.0	0-0	.000	0-0	.000	0-0	.000	0	0	0	0.0	0	0	0	0	0	0	0	0.0
31	MARTIN, Sam	3-0	3	1.0	0-1	.000	0-0	.000	0-0	.000	0	0	0	0.0	0	0	0	0	0	0	0	0.0
14	BART, Jackson	3-0	4	1.3	0-2	.000	0-2	.000	0-0	.000	0	0	0	0.0	0	0	0	0	0	0	0	0.0
Team											7	7	14									
Total.....		3	600		106-213	.498	34-89	.382	60-94	.638	55	108	163	54.3	44	0	71	40	16	25	306	102.0
Opponents.....		3	600		63-190	.332	22-79	.278	34-46	.739	22	65	87	29.0	71	-	35	50	6	21	182	60.7

TEAM STATISTICS	CIN	OPP
SCORING	306	182
Points per game	102.0	60.7
Scoring margin	+41.3	-
FIELD GOALS-ATT	106-213	63-190
Field goal pct	.498	.332
3 POINT FG-ATT	34-89	22-79
3-point FG pct	.382	.278
3-pt FG made per game	11.3	7.3
FREE THROWS-ATT	60-94	34-46
Free throw pct	.638	.739
F-Throws made per game	20.0	11.3
REBOUNDS	163	87
Rebounds per game	54.3	29.0
Rebounding margin	+25.3	-
ASSISTS	71	35
Assists per game	23.7	11.7
TURNOVERS	40	50
Turnovers per game	13.3	16.7
Turnover margin	+3.3	-
Assist/turnover ratio	1.8	0.7
STEALS	25	21
Steals per game	8.3	7.0
BLOCKS	16	6
Blocks per game	5.3	2.0
ATTENDANCE	20819	0
Home games-Avg/Game	3-6940	0-0
Neutral site-Avg/Game	-	0-0

Date	Opponent		Score	Att.
11/10/17	SAVANNAH STATE	w	107-77	6610
11/13/17	WESTERN CAROLINA	w	102-51	7051
11/16/17	COPPIN STATE	w	97-54	7158

* = Conference game

Score by Periods	1st	2nd	Totals
Cincinnati	161	145	306
Opponents	95	87	182



2017-18 Cincinnati Basketball
Cincinnati Team Game-by-Game Comparison (as of Nov 17, 2017)
All games



Opponent	1st	2nd	Score	Mar	Total FG	FG Pct	3-Pointers	3FG Pct	Free Throws	FT Pct	Rebounds	Assist	T/Over	Block	Steal	Fouls
SAVANNAH STATE	60/40	47/37	107-77	+30	41-86/26-74	.477/.351	13-39/13-44	.333/.295	12-24/12-16	.500/.750	65/32 +33	24/19	20/17	4/4	7/11	17/24
WESTERN CAROLINA	46/29	56/22	102-51	+51	33-64/18-56	.516/.321	9-21/5-16	.429/.313	27-34/10-18	.794/.556	47/28 +19	24/9	13/22	7/1	11/6	17/23
COPPIN STATE	55/26	42/28	97-54	+43	32-63/19-60	.508/.317	12-29/4-19	.414/.211	21-36/12-12	.583/1000	51/27 +24	23/7	7/11	5/1	7/4	10/24

Note: Game totals are displayed in the format TEAM/OPPONENT for each category



2017-18 Cincinnati Basketball
Cincinnati Game-by-Game Highs (as of Nov 17, 2017)
All games



Opponent	Date	Score	Points	Rebounds	Assists	Steals	Blocked shots
SAVANNAH STATE	11/10/17	107-77	19-EVANS, Jacob	11-CLARK, Gary	5-CUMBERLAND, Ja EVANS, Jacob JENIFER, Justin	2-EVANS, Jacob	2-EVANS, Jacob
WESTERN CAROLINA	11/13/17	102-51	20-CUMBERLAND, Ja	8-BROOKS, Nysier	6-EVANS, Jacob SCOTT, Tre	3-BROOME, Cane	2-WASHINGTON, Kyl
COPPIN STATE	11/16/17	97-54	19-CUMBERLAND, Ja	9-CLARK, Gary CUMBERLAND, Jar	4-EVANS, Jacob	2-MOORE, Trevor	2-WASHINGTON, Kyl



2017-18 Cincinnati Basketball
Cincinnati Points-Rebounds-Assists (as of Nov 17, 2017)
All games



Opponent	Date	Score		01	02	03	05	11	13	14
				EVANS,JACO	WILLIAMS,K	JENIFER,JU	MOORE,TREV	CLARK,GARY	SCOTT,TRE	BART,JACKS
SAVANNAH STATE	11/10/17	107-77	w	19-7-5	10-5-1	15-0-5	8-2-0	13-11-1	4-3-3	0-0-0
WESTERN CAROLINA	11/13/17	102-51	w	9-6-6	10-1-1	2-0-1	5-3-1	8-2-1	6-6-6	0-0-0
COPPIN STATE	11/16/17	97-54	w	11-2-4	4-2-2	16-2-2	5-2-0	12-9-2	6-5-3	0-0-0

Opponent	Date	Score		15	20	22	24	31	32	33
				BROOME,CAN	DIARRA,MAM	NSOSEME,EL	WASHINGTON	MARTIN,SAM	KOZ,JOHN	BROOKS,NYS
SAVANNAH STATE	11/10/17	107-77	w	17-4-4	0-0-0	3-8-0	5-4-0	0-0-0	0-0-0	3-7-0
WESTERN CAROLINA	11/13/17	102-51	w	15-2-4	9-6-0	DNP	14-7-0	0-0-0	0-0-0	4-8-2
COPPIN STATE	11/16/17	97-54	w	4-1-2	5-3-1	2-5-2	11-6-1	0-0-0	0-0-0	2-2-1

Opponent	Date	Score		34
				CUMBERLAND
SAVANNAH STATE	11/10/17	107-77	w	10-7-5
WESTERN CAROLINA	11/13/17	102-51	w	20-2-2
COPPIN STATE	11/16/17	97-54	w	19-9-3



2017-18 Cincinnati Basketball
Cincinnati Season/Career Statistics (as of Nov 17, 2017)
All games



SEASON STATISTICS

CAREER STATISTICS

SUMMARY	gp-gs	min/g	fg%	3fg%	ft%	r/g	a/g	stl	blk	pts/g	gp-gs	min/g	fg%	3fg%	ft%	r/g	a/g	stl	blk	pts/g
CUMBERLAND, Jarron	3-3	24.0	.500	.429	.600	6.0	3.3	1	1	16.3	38-3	19.5	.494	.367	.639	2.7	1.6	35	10	9.0
EVANS, Jacob	3-3	23.0	.500	.429	.733	5.0	5.0	2	4	13.0	72-47	28.0	.433	.382	.754	4.2	2.3	75	61	11.2
BROOME, Cane	3-2	20.3	.520	.538	.500	2.3	3.3	4	0	12.0	3-2	20.3	.520	.538	.500	2.3	3.3	4	0	12.0
JENIFER, Justin	3-1	20.3	.500	.417	.727	0.7	2.7	3	0	11.0	65-1	11.4	.405	.368	.644	0.8	1.7	33	0	3.0
CLARK, Gary	3-3	19.7	.545	.200	.800	7.3	1.3	4	2	11.0	106-104	28.7	.525	.333	.680	7.9	2.0	116	138	9.7
WASHINGTON, Kyle	3-2	18.0	.524	.500	.700	5.7	0.3	0	4	10.0	39-37	24.2	.510	.364	.710	6.7	0.8	13	46	12.7
WILLIAMS, Keith	3-0	17.3	.480	.000	.000	2.7	1.3	2	0	8.0	3-0	17.3	.480	.000	.000	2.7	1.3	2	0	8.0
MOORE, Trevor	3-0	13.7	.455	.400	.667	2.3	0.3	3	0	6.0	3-0	13.7	.455	.400	.667	2.3	0.3	3	0	6.0
SCOTT, Tre	3-0	14.0	.833	.000	.857	4.7	4.0	4	1	5.3	38-0	10.5	.521	.333	.564	2.7	0.8	21	16	3.2
DIARRA, Mamoudou	3-0	7.0	.364	.500	.833	3.0	0.3	0	2	4.7	3-0	7.0	.364	.500	.833	3.0	0.3	0	2	4.7
BROOKS, Nysier	3-1	10.7	.444	.000	.500	5.7	1.0	2	1	3.0	36-1	8.6	.516	.000	.571	1.9	0.1	6	23	2.4
NSOSEME, Eliel	2-0	13.0	.500	.000	.167	6.5	1.0	0	1	2.5	2-0	13.0	.500	.000	.167	6.5	1.0	0	1	2.5
KOZ, John	3-0	1.0	.000	.000	.000	0.0	0.0	0	0	0.0	9-0	1.4	.000	.000	.000	0.2	0.2	0	0	0.0
MARTIN, Sam	3-0	1.0	.000	.000	.000	0.0	0.0	0	0	0.0	3-0	1.0	.000	.000	.000	0.0	0.0	0	0	0.0
BART, Jackson	3-0	1.3	.000	.000	.000	0.0	0.0	0	0	0.0	11-0	1.4	.000	.000	.000	0.0	0.0	0	0	0.0

SCORING	fg-fga	fg%	3fg-fga	3fg%	ft-fta	ft%	pts	pts/g	fg-fga	fg%	3fg-fga	3fg%	ft-fta	ft%	pts	pts/g
CUMBERLAND, Jarron	17-34	.500	9-21	.429	6-10	.600	49	16.3	116-235	.494	47-128	.367	62-97	.639	341	9.0
EVANS, Jacob	11-22	.500	6-14	.429	11-15	.733	39	13.0	273-630	.433	120-314	.382	138-183	.754	804	11.2
BROOME, Cane	13-25	.520	7-13	.538	3-6	.500	36	12.0	13-25	.520	7-13	.538	3-6	.500	36	12.0
JENIFER, Justin	10-20	.500	5-12	.417	8-11	.727	33	11.0	68-168	.405	32-87	.368	29-45	.644	197	3.0
CLARK, Gary	12-22	.545	1-5	.200	8-10	.800	33	11.0	394-751	.525	28-84	.333	215-316	.680	1031	9.7
WASHINGTON, Kyle	11-21	.524	1-2	.500	7-10	.700	30	10.0	195-382	.510	16-44	.364	88-124	.710	494	12.7
WILLIAMS, Keith	12-25	.480	0-8	.000	0-5	.000	24	8.0	12-25	.480	0-8	.000	0-5	.000	24	8.0
MOORE, Trevor	5-11	.455	4-10	.400	4-6	.667	18	6.0	5-11	.455	4-10	.400	4-6	.667	18	6.0
SCOTT, Tre	5-6	.833	0-0	.000	6-7	.857	16	5.3	50-96	.521	1-3	.333	22-39	.564	123	3.2
DIARRA, Mamoudou	4-11	.364	1-2	.500	5-6	.833	14	4.7	4-11	.364	1-2	.500	5-6	.833	14	4.7
BROOKS, Nysier	4-9	.444	0-0	.000	1-2	.500	9	3.0	32-62	.516	0-0	.000	24-42	.571	88	2.4
NSOSEME, Eliel	2-4	.500	0-0	.000	1-6	.167	5	2.5	2-4	.500	0-0	.000	1-6	.167	5	2.5
KOZ, John	0-0	.000	0-0	.000	0-0	.000	0	0.0	0-2	.000	0-2	.000	0-0	.000	0	0.0
MARTIN, Sam	0-1	.000	0-0	.000	0-0	.000	0	0.0	0-1	.000	0-0	.000	0-0	.000	0	0.0
BART, Jackson	0-2	.000	0-2	.000	0-0	.000	0	0.0	0-4	.000	0-4	.000	0-0	.000	0	0.0

TOTALS	o-reb	d-reb	t-reb	pf	fo	ast	to	a/to	o-reb	d-reb	t-reb	pf	fo	ast	to	a/to
CUMBERLAND, Jarron	5	13	18	1	0	10	3	3.3	41	61	102	64	0	62	38	1.6
EVANS, Jacob	6	9	15	5	0	15	7	2.1	95	205	300	142	2	165	76	2.2
BROOME, Cane	1	6	7	4	0	10	7	1.4	1	6	7	4	0	10	7	1.4
JENIFER, Justin	1	1	2	5	0	8	1	8.0	11	44	55	55	0	110	34	3.2
CLARK, Gary	10	12	22	5	0	4	0	0.0	325	516	841	202	0	207	121	1.7
WASHINGTON, Kyle	2	15	17	6	0	1	5	0.2	80	180	260	97	2	32	58	0.6
WILLIAMS, Keith	3	5	8	0	0	4	3	1.3	3	5	8	0	0	4	3	1.3
MOORE, Trevor	2	5	7	3	0	1	2	0.5	2	5	7	3	0	1	2	0.5
SCOTT, Tre	4	10	14	5	0	12	4	3.0	28	74	102	30	0	32	20	1.6
DIARRA, Mamoudou	3	6	9	1	0	1	2	0.5	3	6	9	1	0	1	2	0.5
BROOKS, Nysier	6	11	17	4	0	3	3	1.0	26	44	70	59	1	5	22	0.2
NSOSEME, Eliel	5	8	13	5	0	2	3	0.7	5	8	13	5	0	2	3	0.7
KOZ, John	0	0	0	0	0	0	0	0.0	0	2	2	0	0	2	0	0.0
MARTIN, Sam	0	0	0	0	0	0	0	0.0	0	0	0	0	0	0	0	0.0
BART, Jackson	0	0	0	0	0	0	0	0.0	0	0	0	2	0	0	0	0.0



2017-18 Cincinnati Basketball
Cincinnati Team High/Low Analysis (as of Nov 17, 2017)
All games



Cincinnati - TEAM GAME HIGHS

POINTS	107	SAVANNAH STATE (11/10/17)
	102	WESTERN CAROLINA (11/13/17)
	97	COPPIN STATE (11/16/17)
FIELD GOALS MADE	41	SAVANNAH STATE (11/10/17)
	33	WESTERN CAROLINA (11/13/17)
FIELD GOAL ATTEMPTS	86	SAVANNAH STATE (11/10/17)
	64	WESTERN CAROLINA (11/13/17)
FIELD GOAL PERCENTAGE	.516 (33-64)	WESTERN CAROLINA (11/13/17)
	.508 (32-63)	COPPIN STATE (11/16/17)
3 PT FIELD GOALS MADE	13	SAVANNAH STATE (11/10/17)
	12	COPPIN STATE (11/16/17)
3 PT FG ATTEMPTS	39	SAVANNAH STATE (11/10/17)
	29	COPPIN STATE (11/16/17)
3 PT FG PERCENTAGE	.429 (9-21)	WESTERN CAROLINA (11/13/17)
	.414 (12-29)	COPPIN STATE (11/16/17)
FREE THROWS MADE	27	WESTERN CAROLINA (11/13/17)
	21	COPPIN STATE (11/16/17)
FREE THROW ATTEMPTS	36	COPPIN STATE (11/16/17)
	34	WESTERN CAROLINA (11/13/17)
FREE THROW PERCENTAGE	.794 (27-34)	WESTERN CAROLINA (11/13/17)
	.583 (21-36)	COPPIN STATE (11/16/17)
REBOUNDS	65	SAVANNAH STATE (11/10/17)
	51	COPPIN STATE (11/16/17)
ASSISTS	24	WESTERN CAROLINA (11/13/17)
	24	SAVANNAH STATE (11/10/17)
STEALS	11	WESTERN CAROLINA (11/13/17)
	7	COPPIN STATE (11/16/17)
	7	SAVANNAH STATE (11/10/17)
BLOCKED SHOTS	7	WESTERN CAROLINA (11/13/17)
	5	COPPIN STATE (11/16/17)
TURNOVERS	20	SAVANNAH STATE (11/10/17)
	13	WESTERN CAROLINA (11/13/17)
FOULS	17	WESTERN CAROLINA (11/13/17)
	17	SAVANNAH STATE (11/10/17)



2017-18 Cincinnati Basketball
Cincinnati High/Low Analysis (as of Nov 17, 2017)
All games



Opponent - GAME HIGHS

POINTS	77	SAVANNAH STATE (11/10/17)
	54	COPPIN STATE (11/16/17)
	51	WESTERN CAROLINA (11/13/17)
FIELD GOALS MADE	26	SAVANNAH STATE (11/10/17)
	19	COPPIN STATE (11/16/17)
FIELD GOAL ATTEMPTS	74	SAVANNAH STATE (11/10/17)
	60	COPPIN STATE (11/16/17)
FIELD GOAL PERCENTAGE	.351 (26-74)	SAVANNAH STATE (11/10/17)
	.321 (18-56)	WESTERN CAROLINA (11/13/17)
3 PT FIELD GOALS MADE	13	SAVANNAH STATE (11/10/17)
	5	WESTERN CAROLINA (11/13/17)
3 PT FG ATTEMPTS	44	SAVANNAH STATE (11/10/17)
	19	COPPIN STATE (11/16/17)
3 PT FG PERCENTAGE	.313 (5-16)	WESTERN CAROLINA (11/13/17)
	.295 (13-44)	SAVANNAH STATE (11/10/17)
FREE THROWS MADE	12	COPPIN STATE (11/16/17)
	12	SAVANNAH STATE (11/10/17)
FREE THROW ATTEMPTS	18	WESTERN CAROLINA (11/13/17)
	16	SAVANNAH STATE (11/10/17)
FREE THROW PERCENTAGE	1.000 (12-12)	COPPIN STATE (11/16/17)
	.750 (12-16)	SAVANNAH STATE (11/10/17)
REBOUNDS	32	SAVANNAH STATE (11/10/17)
	28	WESTERN CAROLINA (11/13/17)
ASSISTS	19	SAVANNAH STATE (11/10/17)
	9	WESTERN CAROLINA (11/13/17)
STEALS	11	SAVANNAH STATE (11/10/17)
	6	WESTERN CAROLINA (11/13/17)
BLOCKED SHOTS	4	SAVANNAH STATE (11/10/17)
	1	COPPIN STATE (11/16/17)
	1	WESTERN CAROLINA (11/13/17)
TURNOVERS	22	WESTERN CAROLINA (11/13/17)
	17	SAVANNAH STATE (11/10/17)
FOULS	24	COPPIN STATE (11/16/17)
	24	SAVANNAH STATE (11/10/17)



2017-18 Cincinnati Basketball
Cincinnati High/Low Analysis (as of Nov 17, 2017)
All games



Cincinnati - GAME LOWS

POINTS	97	COPPIN STATE (11/16/17)
	102	WESTERN CAROLINA (11/13/17)
	107	SAVANNAH STATE (11/10/17)
FIELD GOALS MADE	32	COPPIN STATE (11/16/17)
	33	WESTERN CAROLINA (11/13/17)
FIELD GOAL ATTEMPTS	63	COPPIN STATE (11/16/17)
	64	WESTERN CAROLINA (11/13/17)
FIELD GOAL PERCENTAGE	.477 (41-86)	SAVANNAH STATE (11/10/17)
	.508 (32-63)	COPPIN STATE (11/16/17)
3 PT FIELD GOALS MADE	9	WESTERN CAROLINA (11/13/17)
	12	COPPIN STATE (11/16/17)
3 PT FG ATTEMPTS	21	WESTERN CAROLINA (11/13/17)
	29	COPPIN STATE (11/16/17)
3 PT FG PERCENTAGE	.333 (13-39)	SAVANNAH STATE (11/10/17)
	.414 (12-29)	COPPIN STATE (11/16/17)
FREE THROWS MADE	12	SAVANNAH STATE (11/10/17)
	21	COPPIN STATE (11/16/17)
FREE THROW ATTEMPTS	24	SAVANNAH STATE (11/10/17)
	34	WESTERN CAROLINA (11/13/17)
FREE THROW PERCENTAGE	.500 (12-24)	SAVANNAH STATE (11/10/17)
	.583 (21-36)	COPPIN STATE (11/16/17)
REBOUNDS	47	WESTERN CAROLINA (11/13/17)
	51	COPPIN STATE (11/16/17)
ASSISTS	23	COPPIN STATE (11/16/17)
	24	SAVANNAH STATE (11/10/17)
	24	WESTERN CAROLINA (11/13/17)
STEALS	7	SAVANNAH STATE (11/10/17)
	7	COPPIN STATE (11/16/17)
BLOCKED SHOTS	4	SAVANNAH STATE (11/10/17)
	5	COPPIN STATE (11/16/17)
TURNOVERS	7	COPPIN STATE (11/16/17)
	13	WESTERN CAROLINA (11/13/17)
FOULS	10	COPPIN STATE (11/16/17)
	17	SAVANNAH STATE (11/10/17)
	17	WESTERN CAROLINA (11/13/17)



2017-18 Cincinnati Basketball
Cincinnati High/Low Analysis (as of Nov 17, 2017)
All games



Opponent - GAME LOWS

POINTS	51	WESTERN CAROLINA (11/13/17)
	54	COPPIN STATE (11/16/17)
	77	SAVANNAH STATE (11/10/17)
FIELD GOALS MADE	18	WESTERN CAROLINA (11/13/17)
	19	COPPIN STATE (11/16/17)
FIELD GOAL ATTEMPTS	56	WESTERN CAROLINA (11/13/17)
	60	COPPIN STATE (11/16/17)
FIELD GOAL PERCENTAGE	.317 (19-60)	COPPIN STATE (11/16/17)
	.321 (18-56)	WESTERN CAROLINA (11/13/17)
3 PT FIELD GOALS MADE	4	COPPIN STATE (11/16/17)
	5	WESTERN CAROLINA (11/13/17)
3 PT FG ATTEMPTS	16	WESTERN CAROLINA (11/13/17)
	19	COPPIN STATE (11/16/17)
3 PT FG PERCENTAGE	.211 (4-19)	COPPIN STATE (11/16/17)
	.295 (13-44)	SAVANNAH STATE (11/10/17)
FREE THROWS MADE	10	WESTERN CAROLINA (11/13/17)
	12	SAVANNAH STATE (11/10/17)
	12	COPPIN STATE (11/16/17)
FREE THROW ATTEMPTS	12	COPPIN STATE (11/16/17)
	16	SAVANNAH STATE (11/10/17)
FREE THROW PERCENTAGE	.556 (10-18)	WESTERN CAROLINA (11/13/17)
	.750 (12-16)	SAVANNAH STATE (11/10/17)
REBOUNDS	27	COPPIN STATE (11/16/17)
	28	WESTERN CAROLINA (11/13/17)
ASSISTS	7	COPPIN STATE (11/16/17)
	9	WESTERN CAROLINA (11/13/17)
STEALS	4	COPPIN STATE (11/16/17)
	6	WESTERN CAROLINA (11/13/17)
BLOCKED SHOTS	1	WESTERN CAROLINA (11/13/17)
	1	COPPIN STATE (11/16/17)
TURNOVERS	11	COPPIN STATE (11/16/17)
	17	SAVANNAH STATE (11/10/17)
FOULS	23	WESTERN CAROLINA (11/13/17)
	24	SAVANNAH STATE (11/10/17)
	24	COPPIN STATE (11/16/17)



2017-18 Cincinnati Basketball
 Cincinnati Player High/Low Analysis (as of Nov 17, 2017)
All games



Cincinnati - INDIVIDUAL GAME HIGHS

Points	20	CUMBERLAND, Jarron vs Western Carolina (11/13/17)
	19	CUMBERLAND, Jarron vs Coppin State (11/16/17)
	19	EVANS, Jacob vs Savannah State (11/10/17)
	17	BROOME, Cane vs Savannah State (11/10/17)
	16	JENIFER, Justin vs Coppin State (11/16/17)
Field Goals Made	7	CUMBERLAND, Jarron vs Coppin State (11/16/17)
	7	EVANS, Jacob vs Savannah State (11/10/17)
Field Goal Att.	15	EVANS, Jacob vs Savannah State (11/10/17)
	14	CUMBERLAND, Jarron vs Coppin State (11/16/17)
FG Pct (min 5 made)	.714 (5-7)	WILLIAMS, Keith vs Western Carolina (11/13/17)
	.667 (6-9)	CUMBERLAND, Jarron vs Western Carolina (11/13/17)
3-Point FG Made	5	BROOME, Cane vs Savannah State (11/10/17)
	4	CUMBERLAND, Jarron vs Coppin State (11/16/17)
	4	JENIFER, Justin vs Coppin State (11/16/17)
	4	CUMBERLAND, Jarron vs Western Carolina (11/13/17)
	4	EVANS, Jacob vs Savannah State (11/10/17)
3-Point FG Att.	11	EVANS, Jacob vs Savannah State (11/10/17)
	10	CUMBERLAND, Jarron vs Coppin State (11/16/17)
3-Pt FG Pct (min 2 made)	.800 (4-5)	JENIFER, Justin vs Coppin State (11/16/17)
	.667 (4-6)	CUMBERLAND, Jarron vs Western Carolina (11/13/17)
	.667 (2-3)	BROOME, Cane vs Western Carolina (11/13/17)
Free Throws Made	6	EVANS, Jacob vs Coppin State (11/16/17)
	5	WASHINGTON, Kyle vs Western Carolina (11/13/17)
Free Throw Att.	6	EVANS, Jacob vs Coppin State (11/16/17)
	6	EVANS, Jacob vs Western Carolina (11/13/17)
FT Pct (min 3 made)	1.000 (6-6)	EVANS, Jacob vs Coppin State (11/16/17)
	1.000 (5-5)	WASHINGTON, Kyle vs Western Carolina (11/13/17)
	1.000 (4-4)	JENIFER, Justin vs Coppin State (11/16/17)
	1.000 (4-4)	CUMBERLAND, Jarron vs Western Carolina (11/13/17)
	1.000 (4-4)	CLARK, Gary vs Western Carolina (11/13/17)
Rebounds	11	CLARK, Gary vs Savannah State (11/10/17)
	9	CUMBERLAND, Jarron vs Coppin State (11/16/17)
	9	CLARK, Gary vs Coppin State (11/16/17)
Assists	6	EVANS, Jacob vs Western Carolina (11/13/17)
	6	SCOTT, Tre vs Western Carolina (11/13/17)
Steals	3	BROOME, Cane vs Western Carolina (11/13/17)
	2	MOORE, Trevor vs Coppin State (11/16/17)
	2	SCOTT, Tre vs Western Carolina (11/13/17)
	2	CLARK, Gary vs Western Carolina (11/13/17)
	2	EVANS, Jacob vs Savannah State (11/10/17)
Blocked Shots	2	WASHINGTON, Kyle vs Coppin State (11/16/17)
	2	WASHINGTON, Kyle vs Western Carolina (11/13/17)
	2	EVANS, Jacob vs Savannah State (11/10/17)
Turnovers	6	BROOME, Cane vs Savannah State (11/10/17)
	5	EVANS, Jacob vs Savannah State (11/10/17)
Fouls	3	NSOSEME, Eliel vs Coppin State (11/16/17)
	3	SCOTT, Tre vs Western Carolina (11/13/17)
	3	WASHINGTON, Kyle vs Savannah State (11/10/17)



2017-18 Cincinnati Basketball
Cincinnati Opponent High/Low Analysis (as of Nov 17, 2017)
All games



OPPONENT INDIVIDUAL GAME HIGHS

Points	15		Matt Halvorsen vs Western Carolina (11/13/17)
	14		DASENT,Austin vs Savannah State (11/10/17)
	13		SMITH,Jahlin vs Savannah State (11/10/17)
	11		MCCLANAHAN,Dexter vs Savannah State (11/10/17)
	11		EVANS,Ty'lik vs Savannah State (11/10/17)
	11		GRANT,Juwan vs Savannah State (11/10/17)
Field Goals Made	6		SMITH,Jahlin vs Savannah State (11/10/17)
	5		Matt Halvorsen vs Western Carolina (11/13/17)
	5		DASENT,Austin vs Savannah State (11/10/17)
Field Goal Att.	14		EVANS,Ty'lik vs Savannah State (11/10/17)
	12		THOMAS,Tre' vs Coppin State (11/16/17)
	12		SMITH,Jahlin vs Savannah State (11/10/17)
FG Pct (min 5 made)	.556	(5-9)	Matt Halvorsen vs Western Carolina (11/13/17)
	.556	(5-9)	DASENT,Austin vs Savannah State (11/10/17)
3-Point FG Made	4		DASENT,Austin vs Savannah State (11/10/17)
	3		Matt Halvorsen vs Western Carolina (11/13/17)
	3		GRANT,Juwan vs Savannah State (11/10/17)
3-Point FG Att.	9		EVANS,Ty'lik vs Savannah State (11/10/17)
	7		Matt Halvorsen vs Western Carolina (11/13/17)
	7		DASENT,Austin vs Savannah State (11/10/17)
3-Pt FG Pct (min 2 made)	.750	(3-4)	GRANT,Juwan vs Savannah State (11/10/17)
	.667	(2-3)	DUBOSE,Chris vs Savannah State (11/10/17)
Free Throws Made	4		DAVIS,Karonn vs Coppin State (11/16/17)
	4		MORGAN,Lamar vs Coppin State (11/16/17)
	4		EVANS,Ty'lik vs Savannah State (11/10/17)
	4		MCCLANAHAN,Dexter vs Savannah State (11/10/17)
Free Throw Att.	6		EVANS,Ty'lik vs Savannah State (11/10/17)
	5		Mike Amius vs Western Carolina (11/13/17)
	5		MCCLANAHAN,Dexter vs Savannah State (11/10/17)
FT Pct (min 3 made)	1.000	(4-4)	MORGAN,Lamar vs Coppin State (11/16/17)
	1.000	(4-4)	DAVIS,Karonn vs Coppin State (11/16/17)
	1.000	(3-3)	CABEZA,Jahir vs Savannah State (11/10/17)
Rebounds	7		ANDREWS-FULTON,Chad vs Coppin State (11/16/17)
	5		DASENT,Austin vs Savannah State (11/10/17)
	5		SMITH,Jahlin vs Savannah State (11/10/17)
Assists	6		DASENT,Austin vs Savannah State (11/10/17)
	5		EVANS,Ty'lik vs Savannah State (11/10/17)
Steals	3		Mike Amius vs Western Carolina (11/13/17)
	3		EVANS,Ty'lik vs Savannah State (11/10/17)
	3		DASENT,Austin vs Savannah State (11/10/17)
Blocked Shots	1		MORGAN,Lamar vs Coppin State (11/16/17)
	1		Mike Amius vs Western Carolina (11/13/17)
	1		ORIZU,Raluke vs Savannah State (11/10/17)
	1		JENKINS,Javaris vs Savannah State (11/10/17)
	1		SELLERS,Zach vs Savannah State (11/10/17)
	1		CABEZA,Jahir vs Savannah State (11/10/17)
Turnovers	5		Desmond Johnson vs Western Carolina (11/13/17)
	5		DASENT,Austin vs Savannah State (11/10/17)
Fouls	5		TRAORE,Adam vs Coppin State (11/16/17)
	5		COUNCIL,Cedric vs Coppin State (11/16/17)

2017 CAYMAN ISLANDS CLASSIC

