





SEASON REVIEW

A SEASON TO REMEMBER ...

- UC, the 2008 BIG EAST Conference Champions, achieved a school-record 11 victories, while posting back-to-back 10-win seasons for the first time in school history.
- The Bearcats also won the school's first outright conference championship since 1964, and earned the school's first berth in a Bowl Championship Series game, playing against Virginia Tech in the 75th FedEx Orange Bowl.
- Cincinnati held down a postseason ranking of No. 17 in both polls after the bowl season, tying the top postseason ranking in school history and marking the first time UC was ranked in both end-of-season polls in school history.
- UC finished the regular season on a six-game winning streak and captured all three of its rivalry trophies for the first time in the same season – the Victory Bell (Miami [OH]), Keg Of Nails (Louisville), and River City Rivalry (Pittsburgh).
- Following the close of the regular season, head coach Brian Kelly was named the BIG EAST Coach of the Year for the second straight season. He also earned American Football Coaches Association (AFCA) Region 1 Coach of the Year honors, and was named BIG EAST Coach of the Year by *Sporting News*.

HUBER HITS HIS MARK ...

- Punter Kevin Huber put together a bit of history in 2008 as the McNicholas HS product became the first native of Cincinnati to earn First-Team *Associated Press* all-America honors twice.
- Huber also became the first UC player to be named an American Football Coaches Association First-Team all-America honoree. The First-Team all-BIG EAST honoree earned five first-team all-America nods in 2008.

AN ALL-AMERICA NOTE ...

- UC had three *AP* all-America honorees for the first time in school history as Huber was joined by second-team selection Trevor Canfield and third-team honoree Mike Mickens.

UC SHUFFLES QUARTERBACKS TO PERFECTION ...

- UC used five quarterbacks through the 2008 season—Chazz Anderson, Zach Collaros, Dustin Grutza, Demetrius Jones, and Tony Pike.
- Despite the different signal callers, UC ranked second in the BIG EAST in passing offense (253.0) and third in passing efficiency (136.3).

MICKENS BECOMES ALL-TIME INTERCEPTION LEADER ...

- Cornerback Mike Mickens snagged four interceptions on the year, becoming UC's career leader with 14, passing Blue Adams (1998-02) who had 12.

GILYARD HAS RECORD-SETTING CAMPAIGN ...

- Wide receiver/kick returner Mardy Gilyard had a breakout year in 2008, catching 81 passes for a school-record 1,276 yards along with a team-high 11 touchdowns.
- He also returned 36 kicks for a school-record 994 yards and a pair of touchdowns.
- He was named BIG EAST Special Teams Player of the Year and earned first-team all-BIG EAST honors as both a kick returner and wide receiver.

GILYARD & GOODMAN FORM DYNAMIC DUO ...

- Mardy Gilyard (1,276) and Dominick Goodman (1,028) both had 1,000-yard receiving campaigns in 2008, the first time a UC duo has eclipsed that mark since Jim O'Brien (1,107) and Tom Rossley (1,072) did it in 1968.

HOME FIELD ADVANTAGE ...


- UC won all of its home games in 2008, the first time since 2000 that the Bearcats went undefeated in Nippert Stadium.
- Eight of the Top-12 crowds in Nippert history, including a stadium record of 35,098 against Pittsburgh in 2008, have occurred during the Brian Kelly era.
- With an average of 31,964 fans in six home games in 2008, UC established a single-season attendance record, topping the 2007 average of 30,246.
- During Brian Kelly's tenure as head coach, UC holds a 10-2 mark at Nippert Stadium.

UC EARNS AFCA GRADUATION RECOGNITION ...

- UC received 2008 American Football Coaches Association (AFCA) Academic Achievement honorable mention accolades for its graduation success rate of over 90 percent for the entering class of 2001.
- UC was one of seven programs nationally, including Colorado, Duke, Navy, Notre Dame, Rutgers, and Vanderbilt, to achieve over the 90 percent plateau.

RECORD-SETTING NFL DRAFT FOR UC ...

- UC had its best-ever showing in April's NFL Draft when six former players, Connor Barwin (second-Texans), Kevin Huber (fifth-Bengals), DeAngelo Smith (fifth-Cowboys), Brandon Underwood (sixth-Packers), Mike Mickens (seventh-Cowboys), and Trevor Canfield (seventh-Cardinals) were selected.
- UC's six overall draft choices were the most in school history, bettering the old mark of five, which had occurred three times—1998, 1960, and 1947.
- The six selections were the most of any BIG EAST school, and the Bearcats were one of nine institutions in the nation with six or more players drafted.



Dominick Goodman



Mike Mickens



Dustin Grutza



Kevin Huber

NATIONAL AWARDS

AFCA All-America Team
Kevin Huber, P

AFCA Region 1 Coach of the Year
Brian Kelly

FWAA All-America Team
Kevin Huber, P

Associated Press All-America, First Team
Kevin Huber, P

Associated Press All-America, Second Team
Trevor Canfield, OG

Associated Press All-America, Third Team
Mike Mickens, CB

Phil Steele All-America, First Team
Kevin Huber, P

Phil Steele All-America, Fourth Team
Mardy Gilyard, KR

Rivals.com All-America, First Team
Mardy Gilyard, KR
Kevin Huber, P

Rivals.com All-America, Third Team
Mike Mickens, CB

American Football Monthly Schutt Sports FBS Coach of the Year
Brian Kelly

Sporting News All-America, Second Team
Kevin Huber, P

Sporting News BIG EAST Coach of the Year
Brian Kelly

Walter Camp All-America, Second Team
Mike Mickens, CB

BIG EAST HONORS

BIG EAST Coach of the Year
Brian Kelly

BIG EAST Special Teams Player of the Year
Mardy Gilyard, KR

First Team
Connor Barwin, DE
Mardy Gilyard, KR & WR
Kevin Huber, P
Mike Mickens, CB
Brandon Underwood, S

Second Team
Terrill Byrd, DT
Trevor Canfield, OL
Dominick Goodman, WR
Tony Pike, QB

BIG EAST Offensive Player of the Week
Dustin Grutza, QB, vs. Eastern Kentucky, Sept. 2

BIG EAST Defensive Player of the Week
Aaron Webster, S, at West Virginia, Nov. 9

BIG EAST Special Teams Player of the Week
Mardy Gilyard, KR, at Oklahoma, Sept. 8
Connor Barwin, DE, at Marshall, Oct. 6
Kevin Huber, P, vs. Rutgers, Oct. 13
Mardy Gilyard, KR, at West Virginia, Nov. 9
Jake Rogers, K, vs. Syracuse, Nov. 30



Cedric Tolbert

BIG EAST Conference Football All-Academic Team

Chazz Anderson, QB
Robby Armstrong, LB
Zach Collaros, QB
John Goebel, RB
Alex Hoffman, OL
Kevin Huber, P
Jeff Linkenbach, OL
Ryan Manalac, LB
JK Schaffer, LB
DeAngelo Smith, DB
Cedric Tolbert, DB

CINCINNATI TEAM AWARDS

Claude Rost Award – Most Valuable Player
Connor Barwin, DE Sr.

John Pease Award – Most Outstanding Lineman
Terrill Byrd, DL Sr.
Jeff Linkenbach, OL Jr.

Brig Owens Award – Most Outstanding Back
DeAngelo Smith, CB Sr.

Outstanding Receiver
Dominick Goodman, WR Sr.



Ryan Manalac

C-Club Strothman Award – Academic Excellence
Ryan Manalac, LB Sr.

Captain's Trophy
Dustin Grutza, QB Sr.
DeAngelo Smith, CB Sr.

Jim Kelly Coaches Spirit Award
Dustin Grutza, QB Sr.
Lamonte Nelms, DE Sr.

Glenn Sample Community Service Award
Mardy Gilyard, WR Jr.



Brandon Underwood

Special Teams Player of the Year
Brandon Underwood, S Sr.

Newcomer of the Year
Dominique Battle, CB Fr.

Offensive Scout Team Player of the Year
Danny Milligan, WR Fr.

Defensive Scout Team Player of the Year
Walter Stewart, LB Fr.

POSTSEASON GAME PARTICIPANTS

Senior Bowl
Connor Barwin, DE
Trevor Canfield, OL
Kevin Huber, P
Mike Mickens, CB
DeAngelo Smith, CB

East-West Shrine Game
Brandon Underwood, CB



STATISTICS

REGULAR SEASON RESULTS (11-3, 6-1 BIG EAST)

Date	Opponent	Location	Result	TV	Attendance
08/28	Eastern Kentucky	Nippert Stadium	W, 40-7	-	26,913
09/06	at No. 4/4 Oklahoma	Memorial Stadium	L, 26-52	ABC	84,476
09/20	Miami (OH)	Nippert Stadium	W, 45-20	ESPN360	31,629
09/27	at Akron	Rubber Bowl	W, 17-15	FSN Ohio	16,927
10/03	at Marshall	Joan C. Edwards Stadium	W, 33-10	ESPN	29,237
10/11	Rutgers*	Nippert Stadium	W, 13-10	BE Network	32,370
10/25	at Connecticut*	Rentschler Field	L, 16-40	BE Network	40,000
10/30	No. 24/23 USF*	Nippert Stadium	W, 24-10	ESPN	31,175
11/08	at No. 20/23 West Virginia*	Milan Puskar Stadium	W, 26-23 (OT)	ESPNU	59,834
11/14	at Louisville*	Papa John's Cardinal Stadium	W, 28-20	ESPN2	37,822
11/22	Pittsburgh*	Nippert Stadium	W, 28-21	ESPN2	35,098
11/29	Syracuse*	Nippert Stadium	W, 30-10	BE Network	34,603
12/06	at Hawai'i	Aloha Stadium	W, 29-24	ESPN2	40,549
01/01	vs. No. 21/19 Virginia Tech^	Dolphin Stadium	L, 7-20	FOX	73,602

*-BIG EAST game; ^- 75th FedEx Orange Bowl (Miami, Fla.)

INDIVIDUAL STATISTICS

RUSHING	GP	Att	Gain	Loss	Net	Avg	TD	Long	Avg/G
RAMSEY, Jacob	14	152	708	44	664	4.4	2	25	47.4
GOEBEL, John	14	133	625	18	607	4.6	7	37	43.4
PEAD, Isaiah	7	30	203	9	194	6.5	0	38	27.7
JOHNSON, Scott	10	11	83	4	79	7.2	1	50	7.9
GRUTZA, Dustin	5	21	87	36	51	2.4	2	11	10.2
PIKE, Tony	12	56	170	123	47	0.8	1	14	3.9
COLLAROS, Zach	8	6	29	0	29	4.8	0	9	3.6
BARNETT, Marcus	14	5	19	6	13	2.6	0	13	0.9
WAUGH, Marcus	13	2	11	0	11	5.5	0	7	0.8
GILYARD, Mardy	14	2	10	0	10	5.0	0	6	0.7
JONES, D.	5	1	5	0	5	5.0	0	5	1.0
ANDERSON, Chazz	3	23	45	83	-38	-1.7	2	9	-12.7
Total	14	455	1,995	348	1,647	3.6	15	50	117.6
Opponents	14	482	2,025	432	1,593	3.3	13	58	113.8

PASSING	G	Effic	Cmp-Att-Int	Pct	Yds	TD	Lng	Avg/G
PIKE, Tony	12	136.39	199-324-11	61.4	2,407	19	67	200.6
ANDERSON, Chazz	3	120.37	46-75-3	61.3	520	2	41	173.3
GRUTZA, Dustin	5	166.65	44-66-1	66.7	613	5	69	122.6
COLLAROS, Zach	8	29.20	1-4-0	25.0	2	0	2	0.2
Total	14	136.30	290-472-15	61.4	3,542	26	69	253.0
Opponents	14	112.53	268-477-17	56.2	2,897	18	61	206.9

RECEIVING	G	No.	Yds	Avg	TD	Long	Avg/G
GOODMAN, Dominick	14	84	1,028	12.2	7	49	73.4
GILYARD, Mardy	14	81	1,276	15.8	11	69	91.1
BARNETT, Marcus	14	30	277	9.2	1	27	19.8
GOEBEL, John	14	26	283	10.9	0	66	20.2
GUIDUGLI, Ben	14	18	229	12.7	1	33	16.4
WOODS, D.J.	14	14	168	12.0	0	24	12.0
RAMSEY, Jacob	14	13	95	7.3	1	15	6.8
ALLI, Kazeem	13	12	124	10.3	3	24	9.5
HOWARD, Charley	13	3	15	5.0	0	7	1.2
WAUGH, Marcus	13	2	11	5.5	0	8	0.8
PEAD, Isaiah	7	2	11	5.5	0	8	1.6
ROBINSON, A.	7	1	12	12.0	0	12	1.7
BINNS, Armon	9	1	10	10.0	0	10	1.1
BARWIN, Connor	14	1	1	1.0	1	1	0.1
JOHNSON, Scott	10	1	1	1.0	0	1	0.1
FERGUSON, D.	11	1	1	1.0	1	1	0.1
Total	14	290	3,542	12.2	26	69	253.0
Opponents	14	268	2,897	10.8	18	61	206.9

TEAM STATISTICS

	UC	OPP
SCORING	362	282
Points Per Game	25.9	20.1
FIRST DOWNS	272	246
Rushing	99	86
Passing	155	135
Penalty	18	25
RUSHING YARDAGE	1,647	1,593
Yards gained rushing	1,995	2,025
Yards lost rushing	348	432
Rushing Attempts	455	482
Average Per Rush	3.6	3.3
Average Per Game	117.6	113.8
TDs Rushing	15	13
PASSING YARDAGE	3,542	2,897
Att-Comp-Int	472-290-15	477-268-17
Average Per Pass	7.5	6.1
Average Per Catch	12.2	10.8
Average Per Game	253.0	206.9
TDs Passing	26	18
TOTAL OFFENSE	5,189	4,490
Total Plays	927	959
Average Per Play	5.6	4.7
Average Per Game	370.6	320.7
KICK RETURNS: #-Yards	54-1,306	61-1,233
PUNT RETURNS: #-Yards	37-352	18-127
INT RETURNS: #-Yards	17-333	15-151
KICK RETURN AVERAGE	24.2	20.2
PUNT RETURN AVERAGE	9.5	7.1
INT RETURN AVERAGE	19.6	10.1
FUMBLES-LOST	30-15	19-5
PENALTIES-Yards	99-903	86-709
Average Per Game	64.5	50.6
PUNTS-Yards	61-2,717	90-3,678
Average Per Punt	44.5	40.9
Net punt average	41.5	36.3
TIME OF POSSESSION/Game	28:50	31:10
3RD-DOWN Conversions	58/174	66/213
3rd-Down Pct	33%	31%
4TH-DOWN Conversions	9/21	11/21
4th-Down Pct	43%	52%
SACKS BY-Yards	39-271	31-225
MISC YARDS	0	37
TOUCHDOWNS SCORED	45	32
FIELD GOALS-ATTEMPTS	16-23	19-23
ON-SIDE KICKS	0-0	2-3
RED-ZONE SCORES	40-49 (82%)	36-45 (80%)
RED-ZONE TOUCHDOWNS	30-49 (61%)	25-45 (56%)
PAT-ATTEMPTS	40-43 (93%)	29-30 (97%)
ATTENDANCE	191,788	308,845
Games/Avg Per Game	6/31,965	7/44,121
Neutral Site Games		1/73,602

SCORE BY QUARTERS

	1st	2nd	3rd	4th	OT	Total
Cincinnati	85	119	82	70	6	362
Opponents	55	55	85	84	3	282



UC IN THE BIG EAST/NCAA RANKINGS

Category	No.	National	Conference
Rushing Offense	117.6	95	8
Passing Offense	253.0	26	2
Total Offense	370.6	52	4
Scoring Offense	25.8	55	4
Rushing Defense	115.0	19	3
Pass Efficiency Def.	112.3	27	3
Total Defense	321.9	31	4
Scoring Defense	20.1	25	5
Net Punting	41.5	1	1
Punt Returns	9.5	49	3
Kickoff Returns	24.2	13	1
Turnover Margin	-0.6	93	6
Pass Defense	206.9	57	6
Passing Efficiency	136.3	32	3
Sacks	2.9	9	1
Tackles For Loss	6.7	23	1
Sacks Allowed	2.2	82	5

INDIVIDUAL

Rushing

Ramsey	47.4	-	7
Goebel	43.4	-	10

Passing Efficiency

Pike	136.4	35	3
------	-------	----	---

Total Offense

Pike	204.5	67	4
------	-------	----	---

Receptions Per Game

Goodman	6.5	25	2
Gilyard	5.8	37	3

Receiving Yards Per Game

Gilyard	91.1	14	2
Goodman	79.1	35	3

Interceptions

Mickens	0.4	36	2
Underwood	0.3	t-82	5

Punting

Huber	45.0	7	1
-------	------	---	---

Punt Returns

D. Smith	9.1	48	4
----------	-----	----	---

Kickoff Returns

Gilyard	27.6	11	1
---------	------	----	---

Field Goals

Rogers	1.1	t-48	5
--------	-----	------	---

All-Purpose Runners

Gilyard	162.9	11	2
---------	-------	----	---

Sacks

Barwin	0.9	16	1
Nelms	0.5	t-82	6
Byrd	0.4	t-96	t-9

Tackles For Loss

Nelms	1.1	t-52	6
Barwin	1.0	t-74	t-8

PUNTING	No.	Yds	Avg	Long	TB	FC	I20	50+	Blkd
HUBER, Kevin	60	2,697	45.0	64	3	13	24	20	0
Total	61	2,717	44.5	64	3	13	24	20	1
Opponents	90	3,678	40.9	61	3	30	21	18	3

SCORING	TD	FGs	Kick	Rush	Rcv	Pass	DXP	Saf	Points
ROGERS, Jake	0	16-23	34-36	0-0	0	0-0	0	0	82
GILYARD, Mardy	13	0-0	0-0	0-0	0	0-0	0	0	78
GOEBEL, John	7	0-0	0-0	0-0	0	0-0	0	0	42
GOODMAN, D.	7	0-0	0-0	0-0	0	0-0	0	0	42
ALLI, Kazeem	3	0-0	0-0	0-0	0	0-0	0	0	18
Total	45	16-23	40-43	0-0	0	0-1	0	2	362
Opponents	32	19-23	29-30	1-2	0	0-0	0	1	282

FIELD GOALS	FGM-FGA	Pct	01-19	20-29	30-39	40-49	50+	Lg	Blk
ROGERS, Jake	16-23	69.6	1-1	2-3	4-6	6-9	3-4	54	2

TOTAL OFFENSE (Min. 15.0 ypg)

	G	Plays	Rush	Pass	Total	Avg/G
PIKE, Tony	12	380	47	2,407	2,454	204.5
GRUTZA, Dustin	5	87	51	613	664	132.8
RAMSEY, Jacob	14	152	664	0	664	47.4
GOEBEL, John	14	133	607	0	607	43.4
ANDERSON, Chazz	3	98	-38	520	482	160.7
PEAD, Isaiah	7	30	194	0	194	27.7
Total	14	927	1,647	3,542	5,189	370.6
Opponents	14	959	1,593	2,897	4,490	320.7

ALL PURPOSE	G	Rush	Rec	PR	KOR	IR	Tot	Avg/G
GILYARD, Mardy	14	10	1,276	0	994	0	2,280	162.9
GOEBEL, John	14	607	283	0	240	0	1,130	80.7
GOODMAN, D.	14	0	1,028	0	0	0	1,028	73.4
RAMSEY, Jacob	14	664	95	0	0	0	759	54.2
WOODS, D.J.	14	0	168	113	23	0	304	21.7
BARNETT, Marcus	14	13	277	0	0	0	290	20.7
Total	14	1,647	3,542	352	1,306	333	7,180	512.9
Opponents	14	1,593	2,897	127	1,233	151	6,001	428.6

PUNT RETURNS	No.	Yds	Avg	TD	Long
SMITH, DeAngelo	23	219	9.5	0	38
WOODS, D.J.	12	113	9.4	0	40
BARWIN, Connor	2	20	10.0	0	0
Total	37	352	9.5	0	40
Opponents	18	127	7.1	0	25

INTERCEPTIONS	No.	Yds	Avg	TD	Long
MICKENS, Mike	4	158	39.5	1	72
UNDERWOOD, B.	4	60	15.0	1	45
SMITH, DeAngelo	2	2	1.0	0	2
JONES, Brad	2	0	0.0	0	0
SMITH, Corey	1	39	39.0	0	39
TOLBERT, Cedric	1	33	33.0	0	33
WEBSTER, Aaron	1	29	29.0	0	29
NELMS, Lamonte	1	0	0.0	0	0
MOORE, Justin	1	12	12.0	0	12
Total	17	333	19.6	2	72
Opponents	15	151	10.1	1	40

KICK RETURNS	No.	Yds	Avg	TD	Long
GILYARD, Mardy	36	994	27.6	2	100
GOEBEL, John	11	240	21.8	0	43
Total	54	1,306	24.2	2	100
Opponents	61	1,233	20.2	0	51



Connor Barwin



DeAngelo Smith



2008 DEFENSIVE STATISTICS

DEFENSIVE LEADERS	GP-GS	Tackles				TFL/Yds	Sacks No-Yards	Pass Def			Fumbles		Blkd	
		Solo	Asst	Total				Int-Yds	BrUp	QBH	Rcv-Yds	FF	Kick	Saf
45	MANALAC, Ryan	14-14	43	39	82	2.5-8	.	.	4	.	.	1	.	.
49	CORNETT, Torry	14-14	43	27	70	2.5-12	1.0-11	.	3	2
21	MICKENS, Mike	11-11	46	24	70	2.0-6	.	4-158	10
42	SMITH, Corey	14-14	35	32	67	10.5-31	2.0-5	1-39	2	.	.	.	1	1
8	UNDERWOOD, Brandon	14-14	42	24	66	4.5-10	1.0-2	4-60	6	.	3-0	2	.	.
17	WEBSTER, Aaron	14-10	30	30	60	2.5-7	.	1-29	4
50	REVELS, Andre	13-0	30	29	59	0.5-1	.	.	1
10	NELMS, Lamonte	14-13	35	21	56	14.0-68	6.5-51	1-0	1	2	.	1	.	.
60	SMITH, DeAngelo	14-14	36	17	53	3.5-8	.	2-2	10	.	.	1	.	.
50	BARWIN, Connor	14-14	27	26	53	16.0-109	11.0-91	.	8	7	.	.	3	.
95	BYRD, Terrill	13-13	30	21	51	10.0-28	5.5-21	.	.	2	1-0	.	.	.
67	HOPPEL, Adam	14-13	18	13	31	6.0-27	3.0-21	.	2	2	.	1	.	.
18	TOLBERT, Cedric	13-5	15	11	26	3.0-26	2.0-25	1-33	2
98	YOUNG, Curtis	14-0	18	7	25	8.5-41	4.0-23	.	.	2
40	HUGHES, John	13-1	10	10	20	2.5-14	2.0-13	1	.	.
89	DANIELS, Alex	14-1	11	5	16	2.0-17	1.0-2	.	1
25	JONES, Brad	12-1	7	7	14	0.5-1	.	2-0
9	BATTLE, Dominique	14-0	8	5	13	1.0-1	.	.	1
87	HOWARD, Charley	13-0	9	3	12
37	SCHAFER, J.K.	12-0	9	3	12	.	.	.	1	.	.	1	.	.
90	MATHEWS, Ricardo	14-1	4	8	12	1-0	.	.	.
11	MCCAFFERTY, Collin	14-0	8	3	11
26	FREY, Drew	4-1	4	6	10	0.5-0
38	HILTON, Tomaz	11-0	4	5	9
24	RICHARDSON, Wes	12-0	3	6	9
43	ARMSTRONG, Robby	10-0	3	5	8
84	WOODARD, Orion	13-0	2	3	5
94	TRIGG, Rob	6-0	2	2	4
7	CAREY, Craig	12-0	2	2	4	0.5-0	.	.	2
71	LINKENBACH, Jeff	14-14	3	.	3
78	WOLFE, Derek	7-0	2	1	3	1.0-7	1.0-7
22	GOEBEL, John	14-3	1	1	2
2	JONES, Demetrius	5-0	1	1	2
30	FERGUSON, Delbert	11-0	1	1	2
46	JOHNSON, Scott	10-0	1	.	1
97	ROGERS, Jake	14-0	1	.	1
48	WILLIAMS, Trammell	4-0	1	.	1
47	HUBER, Kevin	14-0	1	.	1
12	COLLAROS, Zach	8-0	1	.	1
32	MOORE, Justin	8-0	.	1	1	.	.	1-12
20	RAMSEY, Jacob	14-11	1	.	1
19	GUIDUGLI, Ben	14-14	1	.	1
79	EL-AMIN, Khalil	13-13	1	.	1
15	PIKE, Tony	12-10	.	1	1
83	ALLI, Kazeem	13-0	.	1	1
14	ANDERSON, Chazz	3-2	1	.	1
1	GILYARD, Mardy	14-11	1	.	1
16	GOODMAN, Dominick	14-14	.	1	1
TM	TEAM	9-0	1
Total		14	552	402	954	94-422	39-271	17-333	58	17	5-0	8	4	2
Opponents		14	511	468	979	74.0-329	31-225	15-151	38	17	14-12	20	4	1



GAME-BY-GAME STATISTICAL COMPARISON

Game	Score	First Downs	Rushing (No. -Yds.-TD)	Passing (C-A-I-Yds-TD)	Tot. Off (Pl.-Yds.)	Fum-Lost	Pen.-Yards	Third Downs	Poss.Time
Eastern Kentucky	7	8	28-48-0	13-18-1-1	46-195	1-1	3-25	2-12	25:55
at Cincinnati	40	28	44-209-2	26-35-0-4	79-557	2-1	11-106	5-12	34:05
at No. 4 Oklahoma	52	30	44-197-2	29-38-2-395-5	82-592	3-0	8-92	6-13	32:17
Cincinnati	26	19	29-87-2	22-42-2-239-1	71-326	1-0	8-64	5-16	27:43
Miami (OH)	20	22	30-66-0	28-44-1-235-2	55-393	1-0	5-36	11-19	34:57
at Cincinnati	45	20	31-152-2	20-24-0-241-3	74-301	3-2	6-70	8-10	25:03
at Akron	15	23	33-104-0	26-42-1-254-1	75-358	2-0	6-68	6-14	31:44
Cincinnati	17	21	31-104-1	24-38-0-322-2	69-426	2-2	9-75	4-12	28:16
at Marshall	10	16	31-90-0	17-37-3-178-1	68-268	1-0	3-20	5-16	28:31
Cincinnati	33	22	46-203-2	16-26-1-158-2	72-361	2-1	2-25	4-13	31:29
Rutgers	10	15	29-62-0	20-36-0-192-1	65-254	0-0	8-62	3-15	31:46
at Cincinnati	13	15	31-97-1	21-29-0-239-0	60-336	0-0	12-115	0-11	28:14
at Connecticut	40	15	36-153-3	18-42-0-196-0	78-349	0-0	8-73	3-18	34:13
Cincinnati	16	16	19-30-0	19-47-3-259-1	66-289	6-3	5-38	0-14	25:47
No. 23/24 USF	10	19	39-182-1	13-31-3-174-0	70-356	1-0	8-40	4-14	30:32
at Cincinnati	24	23	37-115-1	20-28-1-281-2	65-396	2-2	6-36	5-10	29:28
at No. 20/23 West Virginia	23	19	42-98-0	20-38-1-219-2	80-317	1-1	5-43	4-20	31:15
Cincinnati	26 (OT)	12	33-82-1	16-30-0-178-1	63-260	0-0	10-91	2-13	28:45
at Louisville	20	17	37-120-1	19-35-1-204-1	72-324	3-1	6-46	4-16	34:13
No. 22 Cincinnati	28	17	31-131-2	20-36-1-274-2	67-405	3-1	6-42	6-15	25:47
No. 20/19 Pittsburgh	21	15	26-35-2	18-29-1-229-1	55-264	2-1	7-50	2-10	25:13
at No. 19/20 Cincinnati	28	22	38-87-1	26-32-0-309-3	70-396	3-1	5-46	6-12	34:47
Syracuse	10	8	27-152-0	6-23-1-59-1	50-211	0-0	5-45	3-14	25:07
at No. 16/16 Cincinnati	30	25	31-140-1	28-44-1-272-2	75-412	2-1	10-107	8-15	34:53
at Hawai'i	24	16	24-45-1	28-42-1-275-2	66-320	1-1	11-109	5-14	31:05
No. 13/12 Cincinnati	29	18	33-139-0	16-28-2-183-2	61-322	2-1	6-58	3-12	28:55
vs. No. 21/19 Virginia Tech	20	23	55-258-2	13-23-1-140-0	78-398	3-0	3-17	8-18	39:39
No. 12/12 Cincinnati	7	14	21-71-0	16-33-4-239-1	54-310	2-0	3-30	2-9	20:21

GAME-BY-GAME STARTERS

Offense	WR	LT	LG	C	RG	RT	TE/WR	TE/WR	QB	RB	WR
Eastern Kentucky	Goodman	Linkenbach	J. Kelce	Jurek	Canfield	Griffin	Guidugli	Barnett	Grutza	Ramsey	Gilyard
at Oklahoma	Goodman	Linkenbach	J. Kelce	Jurek	Canfield	El-Amin	Guidugli	Barnett	Grutza	Ramsey	Gilyard
Miami (OH)	Goodman	Linkenbach	J. Kelce	Jurek	Canfield	El-Amin	Guidugli	Barnett	Pike	Ramsey	Gilyard
at Akron	Goodman	Linkenbach	J. Kelce	Jurek	Canfield	El-Amin	Guidugli	Barnett	Pike	Ramsey	Gilyard
at Marshall	Goodman	Linkenbach	Hoffman	Jurek	Canfield	El-Amin	Guidugli	Barnett	Anderson	Ramsey	Gilyard
Rutgers	Goodman	Linkenbach	J. Kelce	Jurek	Canfield	El-Amin	Guidugli	Barnett	Anderson	Ramsey	Gilyard
at Connecticut	Goodman	Linkenbach	J. Kelce	Jurek	Canfield	El-Amin	Guidugli	Barnett	Pike	Ramsey	Gilyard
USF	Goodman	Linkenbach	J. Kelce	Jurek	Canfield	El-Amin	Guidugli	Barnett	Pike	Ramsey	Gilyard
at West Virginia	Goodman	Linkenbach	Hoffman	J. Kelce	Canfield	El-Amin	Guidugli	Barnett	Pike	Ramsey	Binns
at Louisville	Goodman	Linkenbach	J. Kelce	Jurek	Canfield	El-Amin	Guidugli	Waugh	Pike	Ramsey	Barnett
Pittsburgh	Goodman	Linkenbach	J. Kelce	Jurek	Canfield	El-Amin	Guidugli	Waugh	Pike	Ramsey	Barnett
Syracuse	Goodman	Linkenbach	J. Kelce	Jurek	Canfield	El-Amin	Guidugli	Barnett	Pike	Goebel	Gilyard
at Hawai'i	Goodman	Linkenbach	J. Kelce	Jurek	Canfield	El-Amin	Guidugli	Barnett	Pike	Goebel	Gilyard
vs. Virginia Tech	Goodman	Linkenbach	J. Kelce	Jurek	Canfield	El-Amin	Guidugli	Barnett	Pike	Goebel	Gilyard
Defense	DE	DT	DT	DE	SLB	MLB	WLB	CB	FS	SS	CB
Eastern Kentucky	Nelms	Mathews	Hughes	Barwin	C. Smith	Manalac	Cornett	Mickens	D. Smith	B. Jones	Underwood
at Oklahoma	Nelms	Hoppel	Byrd	Barwin	C. Smith	Manalac	Cornett	Mickens	D. Smith	Tolbert	Underwood
Miami (OH)	Nelms	Hoppel	Byrd	Barwin	C. Smith	Manalac	Cornett	Mickens	D. Smith	Tolbert	Underwood
at Akron	Nelms	Hoppel	Byrd	Barwin	C. Smith	Manalac	Cornett	Mickens	Underwood	Frey	D. Smith
at Marshall	Nelms	Hoppel	Byrd	Barwin	C. Smith	Manalac	Cornett	Mickens	Underwood	Webster	D. Smith
Rutgers	Nelms	Hoppel	Byrd	Barwin	C. Smith	Manalac	Cornett	Mickens	Underwood	Webster	D. Smith
at Connecticut	Nelms	Hoppel	Byrd	Barwin	C. Smith	Manalac	Cornett	Mickens	Underwood	Webster	D. Smith
USF	Nelms	Hoppel	Byrd	Barwin	C. Smith	Manalac	Cornett	Mickens	Underwood	Webster	D. Smith
at West Virginia	Nelms	Hoppel	Byrd	Barwin	C. Smith	Manalac	Cornett	Mickens	Underwood	Webster	D. Smith
at Louisville	Nelms	Hoppel	Byrd	Barwin	C. Smith	Manalac	Cornett	Mickens	Underwood	Webster	D. Smith
Pittsburgh	Nelms	Hoppel	Byrd	Barwin	C. Smith	Manalac	Cornett	Underwood	Tolbert	Webster	D. Smith
Syracuse	Nelms	Hoppel	Byrd	Barwin	C. Smith	Manalac	Cornett	Underwood	Tolbert	Webster	D. Smith
at Hawai'i	Daniels	Hoppel	Byrd	Barwin	C. Smith	Manalac	Cornett	Underwood	Tolbert	Webster	D. Smith
vs. Virginia Tech	Nelms	Hoppel	Byrd	Barwin	C. Smith	Manalac	Cornett	Mickens	Underwood	Webster	D. Smith



RED ZONE/SUPERLATIVES

RED ZONE ANALYSIS											---- Failed to score inside RZ ----				
Date	Opponent	Score	Times In RZ	Times Scored	Total Pts	TDs	Rush TDs	Pass TDs	FGs Made	FGA	Downs	Int	Fumb	Half	Game
08/28	Eastern Kentucky	W, 40-7	5	5	33	5	2	3	0	0	0	0	0	0	0
09/06	at Oklahoma	L, 26-52	4	3	19	3	2	1	0	0	0	1	0	0	0
09/17	Miami (OH)	W, 45-20	4	4	24	3	2	1	1	0	0	0	0	0	0
09/27	at Akron	W, 17-15	2	1	7	1	0	1	0	0	1	0	0	0	0
10/03	at Marshall	W, 33-10	5	4	24	3	1	2	1	0	0	0	1	0	0
*10/11	Rutgers	W, 13-10	2	2	10	1	1	0	1	0	0	0	0	0	0
*10/25	at Connecticut	L, 16-40	2	2	6	0	0	0	2	0	0	0	0	0	0
*10/30	USF	W, 24-10	5	4	24	3	1	2	1	0	0	1	0	0	0
*11/08	at West Virginia	W, 26-23	4	3	13	1	1	0	2	1	0	0	0	0	0
*11/14	at Louisville	W, 28-20	4	3	21	3	2	1	0	1	0	0	0	0	0
*11/22	Pittsburgh	W, 28-21	3	3	21	3	1	2	0	0	0	0	0	0	0
*11/29	Syracuse	W, 30-10	5	5	27	3	1	2	2	0	0	0	0	0	0
12/06	at Hawai'i	W, 29-24	2	1	7	1	0	1	0	0	0	0	0	1	0
01/01	vs. Virginia Tech	L, 7-20	3	1	7	1	0	1	0	0	1	1	0	0	0
TOTALS(40 OF 47 (85.1%))			49	40	236	30	13	17	10	2	2	3	1	1	0

UC INDIVIDUAL GAME HIGHS

Rushes	18	RAMSEY, Jacob at West Virginia (11/08/08)
		RAMSEY, Jacob vs Pittsburgh (11/22/08)
Yards Rushing	99	RAMSEY, Jacob at Marshall (10/03/08)
TD Rushes	2	GOEBEL, John vs Miami (OH) (09/20/08)
Long Rush	50	JOHNSON, Scott vs Eastern Kentucky (08/28/08)
Pass attempts	44	PIKE, Tony vs Syracuse (11/29/08)
Pass completions	28	PIKE, Tony vs Syracuse (11/29/08)
Yards Passing	320	PIKE, Tony at Akron (09/27/08)
TD Passes	3	GRUTZA, Dustin vs Eastern Kentucky (08/28/08)
		PIKE, Tony vs Miami (OH) (09/20/08)
		PIKE, Tony vs Pittsburgh (11/22/08)
Long Pass	69	GRUTZA, Dustin at Hawai'i (12/06/08)
Receptions	11	GILYARD, Mardy vs Syracuse (11/29/08)
Yards Receiving	158	GILYARD, Mardy vs Virginia Tech (01/01/09)
TD Receptions	2	GOODMAN, D. vs Eastern Kentucky (08/28/08)
		GILYARD, Mardy vs Eastern Kentucky (08/28/08)
		GILYARD, Mardy at Akron (09/27/08)
		GOODMAN, D. at Marshall (10/03/08)
Long Reception	69	GILYARD, Mardy at Hawai'i (12/06/08)
Field Goals	3	ROGERS, Jake at Connecticut (10/25/08)
		ROGERS, Jake vs Syracuse (11/29/08)
Long Field Goal	54	ROGERS, Jake at Connecticut (10/25/08)
Punts	9	HUBER, Kevin vs Rutgers (10/11/08)
Punting Avg	50.5	HUBER, Kevin at Hawai'i (12/06/08)
Long Punt	64	HUBER, Kevin vs Rutgers (10/11/08)
Long Punt Return	40	WOODS, D.J. at Connecticut (10/25/08)
Long Kickoff Return	100	GILYARD, Mardy at West Virginia (11/08/08)
Tackles	14	MICKENS, Mike at Akron (09/27/08)
Sacks	3.0	BARWIN, Connor vs Pittsburgh (11/22/08)
Tackles For Loss	4.0	BYRD, Terrill vs Virginia Tech (01/01/09)
Interceptions	1	17 Times

UC TEAM GAME HIGHS

Rushes	46	at Marshall (10/03/08)
Yards Rushing	209	vs Eastern Kentucky (08/28/08)
Yards Per Rush	4.9	vs Miami (OH) (09/17/08)
TD Rushes	2	vs Eastern Kentucky (08/28/08)
	2	at Oklahoma (09/06/08)
	2	vs Miami (OH) (09/17/08)
	2	at Marshall (10/03/08)
	2	at Louisville (11/14/08)
	47	at Connecticut (10/25/08)
Pass attempts	28	vs Syracuse (11/29/08)
Pass completions	348	vs Eastern Kentucky (08/28/08)
Yards Passing	10.0	vs Miami (OH) (09/17/08)
Yards Per Pass	4	vs Eastern Kentucky (08/28/08)
TD Passes	79	vs Eastern Kentucky (08/28/08)
Total Plays	557	vs Eastern Kentucky (08/28/08)
Total Offense	7.1	vs Miami (OH) (09/17/08)
Yards Per Play	45	vs Miami (OH) (09/17/08)
Points	7	vs Pittsburgh (11/22/08)
Sacks By	28	vs Eastern Kentucky (08/28/08)
First Downs	12	vs Rutgers (10/11/08)
Penalties	115	vs Rutgers (10/11/08)
Penalty Yards	6	at Connecticut (10/25/08)
Turnovers	3	at Marshall (10/03/08)
Interceptions By	3	vs USF (10/30/08)



Scott Johnson



Kevin Huber



Jake Rogers

LONG PLAYS BY THE NUMBERS

Plays by Yards	No.	TD
100	1	1
90-99	1	1
80-89	0	0
70-79	1	1
60-69	4	2
50-59	4	0
40-49	10	2
30-39	15	2
20-29	48	9
TOTAL		
Plays by Type	No.	TD
Rushing	7	2
Passing	36	12
Punt returns	6	0
Kick returns	27	2
Interceptions	8	2
Fumble returns	0	0
Other	0	0
TOTAL	84	18

LONGEST PLAYS OF THE YEAR

Rushing Play		
50	Johnson vs. Eastern Kentucky	Aug. 28
Rushing Touchdown		
21	Goebel at Marshall	Oct. 3
Passing Play		
69 (TD)	Gilyard from Grutza at Hawai'i	Dec. 6
Passing Touchdown		
69	Gilyard from Grutza at Hawai'i	Dec. 6
Punt Return		
40	Woods at Connecticut	Oct. 25
Kickoff Return		
100 (TD)	Gilyard at No. 20/23 West Virginia	Nov. 8
Punt		
64	Huber vs. Rutgers	Oct. 11
Field Goal		
54	Rogers at Connecticut	Oct. 25
Interception Return		
72	Mickens vs. Miami (OH)	Sept. 20

LONG PLAYS BY PLAYER

PLAYER	NO.	TD	R	P	KR	PR	IRFR
GILYARD, Mardy	33	10	0	13	20	0	0
GOEBEL, John	12	2	4	3	5	0	0
GOODMAN, D.	11	2	0	11	0	0	0
WOODS, D.J.	5	0	0	1	1	3	0
BARNETT, Marcus	4	1	0	4	0	0	0
MICKENS, Mike	3	1	0	0	0	0	3
SMITH, DeAngelo	3	0	0	0	0	3	0
GUIDUGLI, Ben	2	1	0	2	0	0	0
UNDERWOOD, B.	2	1	0	0	0	0	2
PEAD, Isaiah	2	0	1	0	1	0	0
ALLI, Kazeem	2	0	0	2	0	0	0
TOLBERT, Cedric	1	0	0	0	0	0	1
WEBSTER, Aaron	1	0	0	0	0	0	1
JOHNSON, Scott	1	0	1	0	0	0	0
RAMSEY, Jacob	1	0	1	0	0	0	0
SMITH, Corey	1	0	0	0	0	0	1
TOTAL	84	18	7	36	27	6	8



INDIVIDUAL GAME-BY-GAME STATISTICS

PASSING

PIKE	Att	Comp	Int	Pct	Yds	TD	Lg	Sack-Yds	Effic
Eastern Kentucky	7	5	0	71.4	52	1	23	2-13	181.0
Oklahoma	11	3	1	27.3	21	0	13	0-0	25.1
Miami (OH)	24	20	0	83.3	241	3	49	0-0	208.9
Akron	34	23	0	67.6	320	2	67	0-0	166.1
Connecticut	27	10	1	37.0	136	1	27	2-18	84.2
USF	28	20	1	71.4	281	2	48	2-15	172.2
West Virginia	30	16	0	53.3	178	1	66	3-25	114.2
Louisville	33	19	1	57.6	250	2	48	0-0	135.2
Pittsburgh	32	26	0	81.2	309	3	39	2-12	193.3
Syracuse	44	28	1	63.6	272	2	19	4-23	126.0
Hawai'i	21	13	2	61.9	108	1	29	2-10	101.8
Virginia Tech	33	16	4	48.5	239	1	39	1-1	95.1
TOTALS	324	199	11	61.4	2407	19	67	18-117	136.4

ANDERSON	Att	Comp	Int	Pct	Yds	TD	Lg	Sack-Yds	Effic
Marshall	26	16	1	61.5	158	2	17	3-30	130.3
Rutgers	29	21	0	72.4	239	0	27	4-28	141.6
Connecticut	20	9	2	45.0	123	0	41	2-18	76.7
TOTALS	75	46	3	61.3	520	2	41	9-76	120.4

GRUTZA	Att	Comp	Int	Pct	Yds	TD	Lg	Sack-Yds	Effic
Eastern Kentucky	28	21	0	75.0	296	3	47	1-7	199.2
Oklahoma	29	19	1	65.5	218	1	57	3-25	133.1
Louisville	2	1	0	50.0	24	0	24	0-0	150.8
Hawai'i	7	3	0	42.9	75	1	69	0-0	180.0
TOTALS	66	44	1	66.7	613	5	69	4-32	166.7

COLLAROS	Att	Comp	Int	Pct	Yds	TD	Lg	Sack-Yds	Effic
Akron	4	1	0	25.0	2	0	2	0-0	29.2
TOTALS	4	1	0	25.0	2	0	2	0-0	29.2

TOTAL TACKLES (Min. 3)

UA-A	TOT	EKU	OU	MIA	AKR	MAR	RUT	UConn	USF	WVU	UL	PITT	SYR	HAW	VT
MANALAC, Ryan	43-39	82	3-2	4-3	6-4	3-0	1-3	3-5	1-4	4-2	3-4	3-1	3-4	2-2	4-4
CORNETT, Torry	43-27	70	0-1	4-1	4-2	2-2	4-5	3-4	1-5	2-0	7-0	5-2	1-4	2-0	6-0
MICKENS, Mike	46-24	70	1-1	2-1	5-2	12-2	2-7	4-0	3-3	1-2	8-3	5-1	DNP	DNP	DNP
SMITH, Corey	35-32	67	2-2	3-3	3-4	2-3	4-2	2-2	0-5	4-3	2-2	2-1	1-1	1-1	5-1
UNDERWOOD, B.	42-24	66	2-0	2-4	1-0	1-1	1-4	2-3	5-2	5-4	3-1	5-2	5-0	2-0	5-0
WEBSTER, Aaron	30-30	60	2-1	-	1-1	3-0	1-5	2-0	2-7	1-2	4-9	3-1	2-1	3-1	2-1
REVELS, Andre	30-29	59	-	6-6	4-4	6-2	1-3	2-1	0-3	3-2	-	DNP	2-1	1-1	3-1
NELMS, Lamonte	35-21	56	1-1	3-1	3-0	3-1	3-1	2-3	4-3	3-1	1-4	4-1	3-1	1-1	3-1
SMITH, DeAngelo	36-17	53	3-0	6-5	2-1	4-0	2-1	3-2	3-3	1-1	3-1	4-1	2-0	1-0	1-2
BARWIN, Connor	27-26	53	4-1	1-2	4-1	2-3	2-1	2-2	1-1	4-3	1-2	1-1	2-4	-	3-0
BYRD, Terrill	30-21	51	DNP	4-5	0-2	3-1	0-1	1-2	0-1	1-1	3-3	4-0	1-3	-	3-1
HOPPEL, Adam	18-13	31	0-1	-	1-1	1-0	-	2-1	2-1	3-1	1-5	2-0	-	-	3-0
TOLBERT, Cedric	15-11	26	3-0	1-2	0-1	1-0	1-1	1-2	-	1-1	DNP	-	1-3	3-1	3-3
YOUNG, Curtis	18-7	25	2-2	1-2	1-0	1-0	-	1-0	0-1	2-0	2-0	2-1	2-0	1-1	3-0
HUGHES, John	10-10	20	0-2	2-0	2-1	2-0	1-0	0-3	DNP	1-0	0-2	0-1	-	0-1	1-0
DANIELS, Alex	11-5	16	1-0	0-2	-	1-0	1-1	-	1-1	1-0	2-0	-	-	3-0	0-1
JONES, Brad	7-7	14	-	1-0	0-1	1-0	0-1	1-1	1-1	DNP	0-1	DNP	-	1-0	1-2
BATTLE, D.	8-5	13	-	0-1	-	-	1-1	1-1	1-0	1-0	1-0	-	-	1-1	1-0
HOWARD, Charley	9-3	12	-	1-1	0-1	-	-	1-0	DNP	2-1	-	1-0	2-0	1-0	-
SCHAFFER, J.K.	9-3	12	0-1	DNP	2-0	1-0	1-1	1-0	-	DNP	0-1	1-0	-	3-0	-
MATHEWS, R.	4-8	12	1-0	0-2	0-1	-	-	-	1-0	1-1	0-1	-	1-1	0-2	-
MCCAFFERTY, C.	8-3	11	0-1	1-0	2-0	-	1-2	-	-	1-0	-	-	-	-	2-0
FREY, Drew	4-6	10	1-1	0-1	3-2	0-2	DNP	DNP	DNP	DNP	DNP	DNP	DNP	DNP	DNP
HILTON, Tomaz	4-5	9	1-0	DNP	-	1-0	1-3	-	-	DNP	-	-	1-1	0-1	-
RICHARDSON, Wes	3-6	9	DNP	DNP	0-1	-	-	-	1-0	0-1	1-1	0-1	-	0-2	1-0
ARMSTRONG, R.	3-5	8	-	0-1	-	DNP	DNP	DNP	-	DNP	1-2	1-1	0-1	-	1-0
WOODARD, Orion	2-3	5	0-1	-	2-0	0-1	-	-	-	DNP	-	0-1	-	-	-
TRIGG, Rob	2-2	4	-	1-1	DNP	-	0-1	DNP	DNP	DNP	DNP	1-0	DNP	-	DNP
CAREY, Craig	2-2	4	2-1	-	-	DNP	0-1	-	-	DNP	-	-	-	-	-
LINKENBACH, J.	3-0	3	-	-	-	-	-	-	-	-	-	-	-	1-0	1-0
WOLFE, Derek	2-1	3	0-1	-	DNP	DNP	1-0	DNP	DNP	DNP	DNP	-	DNP	1-0	-

RUSHING

RAMSEY, Jacob	152-664/2	9-34/0	8-27/0	12-57/0	13-54/0	17-99/0	14-85/0	5-38/0	15-43/0	18-83/0	13-48/1	18-25/1	4-26/0	2-11/0	4-34/0
GOEBEL, John	133-607/7	9-62/1	8-27/0	13-63/2	9-27/0	8-56/1	6-21/0	2-11/0	17-78/1	7-14/0	10-77/1	11-29/0	10-67/1	14-49/0	9-26/0
PEAD, Isaiah	30-194/0	DNP	DNP	DNP	1-2/0	11-59/0	-	-	DNP	DNP	DNP	DNP	8-49/0	8-74/0	2-10/0
JOHNSON, Scott	11-79/1	9-79/0	1-1/1	1-(-1)/0	-	DNP	DNP	-	DNP	-	DNP	-	-	-	-
GRUTZA, Dustin	21-51/2	10-33/1	9-11/1	DNP	DNP	DNP	DNP	DNP	DNP	DNP	1-3/0	DNP	-	1-4/0	DNP
PIKE, Tony	56-47/1	3-(-15)/0	3-21/0	5-33/0	2-6/0	DNP	DNP	3-(-15)/0	2-(-15)/0	7-(-9)/1	3-2/0	9-33/0	9-(-2)/0	5-4/0	5-4/0
COLLAROS, Zach	6-29/0	DNP	-	-	4-18/0	DNP	DNP	DNP	2-11/0	DNP	-	-	DNP	-	-
BARNETT, Marcus	5-13/0	2-5/0	-	-	-	1-13/0	-	1-2/0	-	-	-	-	-	-	1-3/0
WAUGH, Marcus	2-11/0	2-11/0	-	-	-	-	-	-	DNP	-	-	-	-	-	-
GILYARD, Mardy	2-10/0	-	-	-	-	-	2-10/0	-	-	-	-	-	-	-	-
JONES, D.	1-5/0	DNP	DNP	DNP	DNP	DNP	DNP	DNP	DNP	DNP	1-5/0	-	-	-	-
TEAM	13-25/0	DNP	DNP	-	2-3/0	1-0/0	2-7/0	DNP	1-2/0	1-6/0	3-4/0	-	DNP	3-3/0	DNP
ANDERSON, Chazz	23-(-38)/2	DNP	DNP	DNP	DNP	8-(-24)/1	7-(-12)/1	8-(-2)/0	DNP	DNP	DNP	DNP	DNP	DNP	DNP

RECEIVING

GILYARD, Mardy	81-1276/11	6-101/2	7-119/0	6-69/1	7-146/2	2-30/0	4-35/0	7-87/1	4-98/1	-	5-73/1	8-110/1	11-114/0	7-136/1	7-158/1
GOODMAN, D.	84-1028/7	10-144/2	6-60/1	6-94/0	6-91/0	6-51/2	4-21/0	5-69/0	5-57/0	6-81/0	9-134/1	7-101/1	8-74/0	-	6-51/0
GOEBEL, John	26-283/0	3-30/0	2-10/0	1-6/0	1-1/0	1-3/0	2-3/0	3-68/0	3-43/0	3-68/0	2-11/0	1-9/0	2-14/0	1-1/0	1-18/0
BARNETT, Marcus	30-277/1	4-44/0	-	2-2/0	6-66/0	2-11/0	5-79/0	1-9/0	1-8/0	2--1/0	-	3-43/1	1-1/0	2-9/0	1-6/0
GUIDUGLI, Ben	18-229/1	-	-	3-52/1	-	3-35/0	1-10/0	1-12/0	2-38/0	1-7/0	3-42/0	2-8/0	1-13/0	1-12/0	-
WOODS, D.J.	14-168/0	1--2/0	1-13/0	-	1-2/0	1-13/0	4-67/0	-	3-30/0	-	-	1-13/0	1-19/0	1-13/0	-
ALLI, Kazeem	12-124/3	1-23/0	1-8/0	1-8/1	1-14/0	-	1-24/0	1-6/0	DNP	2-8/1	1-14/0	1-6/0	2-13/1	-	-
RAMSEY, Jacob	13-95/1	-	2-9/0	-	2-4/0	1-15/0	-	-	1-6/0	1-12/0	-	3-19/0	2-24/1	-	1-6/0
HOWARD, Charley	3-15/0	-	1-7/0	-	-	-	-	DNP	-	-	-	-	-	2-8/0	-
ROBINSON, A.	1-12/0	-	1-12/0	DNP	DNP	DNP	DNP	DNP	DNP	-	DNP	-	-	-	-
PEAD, Isaiah	2-11/0	DNP	DNP	DNP	-	-	-	1-8/0	DNP	DNP	DNP	DNP	-	1-3/0	-
WAUGH, Marcus	2-11/0	1-8/0	-	-	-	-	-	-	DNP	1-3/0	-	-	-	-	-
BINNS, Armon	1-10/0	-	-	1-10/0	-	DNP	-	DNP	DNP	-	DNP	-	-	-	DNP
JOHNSON, Scott	1-1/0	-	1-1/0	-	-	DNP	DNP	-	DNP	-	DNP	-	-	-	-
FERGUSON, D.	1-1/1	-	-	-	-	-	-	-	DNP	DNP	-	DNP	-	1-1/1	-
BARWIN, Connor	1-1/1	-	-	-	-	-	-	-	1-1/1	-	-	-	-	-	-



Isaiah Pead



Ben Guidugli

**GAME 1 • Aug. 28, 2008 • Nippert Stadium • Cincinnati, Ohio • Att.: 26,913**

	Eastern Kentucky	7
	Cincinnati	40

CINCINNATI (AP) - Dustin Grutza made Cincinnati's quarterback transition go smoothly, throwing for three touchdowns and running for another in a 40-7 victory over Eastern Kentucky that eased the Bearcats' biggest concern.

Grutza set a career high with his three touchdown passes in the first half, helping Cincinnati (1-0) get off to a fast start.

The senior threw touchdown passes of 15 and 47 yards to Mardy Gilyard, who had never caught more than one in a game. The last one came off the same type of play that Mauk ran so well, a play-action rollout that let Gilyard get behind the coverage.

Eastern Kentucky (0-1), the defending Ohio Valley Conference champs, had trouble against a defense that was one of the nation's best in 2007. The Bearcats were missing tackle Terrill Byrd, suspended for the opener for a violation of team rules.

Allan Holland, the OVC's offensive player of the year in 2007, was 12-of-17 for 141 yards, including a 61-yard touchdown pass to Cody Watts after the Colonels trailed 40-0. Sophomore running back Aaron Bradley hurt his right knee in the first half and did not return.

Grutza was the starting quarterback in 2006, but lost his job late that season and never got it back. He led the Bearcats to touchdowns on their first three drives. He left the game after directing a 20-play drive that culminated with his 2-yard touchdown run, making it 33-0 late in the third quarter. Grutza was 21-of-28 for a career-high 296 yards.

The game drew 26,913 fans to a 35,000-seat stadium. The Bearcats drew 20,223 for their opener in 2007, a 59-3 win over Southeast Missouri State.

There was a momentary fright when the Bearcat mascot parachuted into the stadium before the kickoff. The parachute got tangled in the wire that holds up the net behind the goal post, leaving the costumed man dangling. The parachute slid loose after a few seconds, and the mascot landed feet-first, fell to his back and jumped up.

GAME 1 • SCORE BY QUARTERS	1	2	3	4	F
Eastern Kentucky	0	0	7	0	- 7
Cincinnati	6	20	14	0	- 40

SCORING SUMMARY**FIRST QUARTER**

06:53 UC Gilyard, 15-yard pass from Grutza (Rogers kick blocked) 12-72; 5:06

SECOND QUARTER

12:48 UC Goodman, 21-yard pass from Grutza (Rogers kick failed) 14-80; 6:25

08:57 UC Goebel, 1-yard run (Yingling kick) 3-34; 1:16

01:49 UC Gilyard, 47-yard pass from Grutza (Yingling kick) 1-47; 0:09

THIRD QUARTER

05:37 UC Grutza, 2-yard run (Yingling kick) 20-78; 9:16

01:38 UC Goodman, 15-yard pass from Pike (Yingling kick) 6-51; 2:11

00:58 EKU Watts, 60-yard pass from Holland (Long kick) 2-80; 0:40


TEAM STATISTICS	EKU	UC
FIRST DOWNS	8	28
YARDS RUSHING	48	209
YARDS PASSING	147	348
Comp-Att-Int	13-18-1	26-35-0
TOTAL YARDS	195	557
Fumbles: No-Lost	1-1	2-1
Penalties: No-Yards	3-25	11-106
Punts-Avg	8-43.4	4-45.8
Punt Ret: No-Yds-TD	1-0-0	4-46-0
KO Ret: No-Yds-TD	4-101-0	2-49-0
INT: No-Yds-TD	0-0-0	1-12-0
Fum. Ret: No-Yds-TD	0-0-0	0-0-0
Third-Down	2-12	5-12
Possession Time	25:55	34:05
Sacks By: No-Yds	3-20	2-26
Field Goals	0-1	0-0

RUSHING: UC - S. Johnson, 9-79; Goebel, 9-62; Ramsey, 9-34; Grutza, 10-33; Waugh, 2-11; Barnett, 2-5; Pike 3-(-15). EKU - Walker, 9-39; Banjoman, 3-13; Watts, 1-9; Turner, 6-4; Bradley, 5-3; Holland, 4-(-20).

PASSING: UC - Grutza, 21-28-0-296; Pike, 5-7-0-52. EKU - Holland, 12-17-1-141; Hoskins, 1-1-0-6.

RECEIVING: UC - Goodman, 10-144; Gilyard, 6-101; Barnett, 4-44; Goebel, 3-30; Alli, 1-23; Waugh, 1-8; Woods, 1-(-2). EKU - Sizemore, 6-38; Wtts, 3-97; Bradley, 2-(-5); Cromer, 1-9; Davis, 1-8.

GAME 2 • Sept. 6, 2008 • Memorial Stadium • Norman, Okla. • Att.: 84,476

	Cincinnati	26
	No. 4/4 Oklahoma	52

NORMAN, Okla. (AP) - Sam Bradford overcame two interceptions and threw for a career-best 395 yards and five touchdowns and No. 4 Oklahoma beat Cincinnati 52-26.

Cincinnati's Mardy Gilyard returned a kickoff 97 yards for a touchdown to break one of the longest runback droughts in college football. The last score by the Bearcats (1-1) on a kickoff return came in 1995, and only two schools had gone longer than Cincinnati's 145 games without one. Gilyard finished with a school-record 365 all purpose yards, including 119 yards receiving on seven first-half catches.

Cincinnati's turnover-happy defense kept it close for a while, clamping down after allowing the Sooners to get off to a 14-0 start.

The Bearcats (1-1), who led the nation last season with 26 interceptions, got interceptions from Brad Jones and Ohio State transfer Brandon Underwood. Both led to touchdowns to get Cincinnati back within 21-13.

It was 28-20 after Gilyard's runback in the third quarter, but DeMarco Murray went untouched on an 11-yard touchdown run and then a Cincinnati fake punt failed and led to an OU touchdown a play later.

The Bearcats lost quarterback Dustin Grutza two drives later to a lower leg injury. He was wheeled off in a cart after being sacked by three Oklahoma players. Grutza went 19-for-29 for 218 yards, throwing for one touchdown and running for another on a 1-yard sneak.

GAME 2 • SCORE BY QUARTERS	1	2	3	4	F
Cincinnati	0	13	7	6	- 26
No. 4/4 Oklahoma	14	7	21	10	- 52

SCORING SUMMARY**FIRST QUARTER**

13:18 OU Broyles, 27-yard pass from Bradford (Stevens kick) 7-88; 1:42

08:26 OU Greshman, 10-yard pass from Bradford (Stevens kick) 8-62; 2:26

SECOND QUARTER

12:43 UC Grutza, 1-yard run (Yingling kick) 10-82; 4:16

10:50 OU Brown, 1-yard run (Stevens kick) 6-76; 1:42

02:16 UC Goodman, 14-yard pass from Grutza (Yingling kick failed) 5-71; 2:27

THIRD QUARTER

09:29 UC Iglesias, 16-yard pass from Bradford (Stevens kick) 9-69; 3:44

09:13 UC Gilyard, 97-yard kickoff return (Yingling kick) 1-97; 0:16

05:00 OU Murray, 11-yard run (Stevens kick) 11-78; 4:06

03:30 OU Greshman, 22-yard pass from Bradford (Stevens kick) 1-22; 0:06

FOURTH QUARTER

14:28 OU Stevens, 36-yard field goal 9-46; 3:06

04:10 OU Clapp, 2-yard pass from Bradford (Stevens kick) 13-63; 7:03

00:00 UC Johnson, 1-yard run (Pike pass failed) 9-41; 1:23

TEAM STATISTICS	UC	OU
FIRST DOWNS	19	30
YARDS RUSHING	87	197
YARDS PASSING	239	395
Comp-Att-Int	22-42-2	29-38-2
TOTAL YARDS	326	592
Fumbles: No-Lost	1-0	3-0
Penalties: No-Yards	8-64	8-92
Punts-Avg	6-286	3-125
Punt Ret: No-Yds-TD	0-0-0	1-17-0
KO Ret: No-Yds-TD	7-265-1	4-96-0
INT: No-Yds-TD	2-(-5)-0	2-8-0
Fum. Ret: No-Yds-TD	0-0-0	0-0-0
Third-Down	5-16	6-13
Possession Time	27:43	32:17
Sacks By: No-Yds	0-0	3-25
Field Goals	0-0	1-1

RUSHING: UC - Goebel, 8-27; Ramsey, 8-27; Pike, 3-21; Grutza, 9-11; S.Johnson, 1-1. OU - Murray, 15-88; C.Brown, 15-71; Madu, 11-35; Bradford, 3-3.

PASSING: UC - Grutza, 19-29-1-218; Pike, 3-11-1-21; Barnett, 0-1-0-0; Huber, 0-1-0-0. OU - Bradford, 29-38-2-395.

RECEIVING: UC - Gilyard, 7-119; Goodman, 6-60; Goebel, 2-10; Ramsey, 2-9; Woods, 1-13; Robinson, 1-12; Alli, 1-8; Howard, 1-7; S.Johnson, 1-1. OU - Broyles, 7-141; Greshman, 7-93; M.Johnson, 5-24; Iglesias, 3-67; Clapp, 2-13; Murray, 2-13; C.Brown, 1-16; Chaney, 1-16; Madu, 1-12.

**GAME 3 • Sept. 20, 2008 • Nippert Stadium • Cincinnati, Ohio • Att.: 31,629**

	Miami (OH)	20
	Cincinnati	45

CINCINNATI (AP) - Junior quarterback Tony Pike, making his first career start for the Bearcats, was 20-of-24 passing for 241 yards and three touchdowns in a 45-20 victory over Miami University Saturday in the 113th meeting between the two schools.

It was UC's third-straight win over the RedHawks in the nation's longest non-conference rivalry. The first meeting, on Dec. 8, 1888, was the first collegiate football game played in Ohio.

John Goebel returned the opening kickoff 43 yards, helping set up a 38-yard field goal by Jake Rogers to put Cincinnati ahead 3-0. It was the Bearcats' first field goal attempt this season.

Goebel later scored on a five-yard run to give the Bearcats a 10-0 lead.

Pike tossed a 30-yard TD pass to Mardy Gilyard, whose diving reception put Cincinnati ahead 17-3. Gilyard had six receptions for 69 yards and a touchdown.

The RedHawks drew closer when junior QB Daniel Raudabaugh threw a 10-yard touchdown pass to Armand Robinson to make the score 17-10. Raudabaugh was 28-of-42 for 235 yards and two TDs.

Goebel's 20-yard TD run gave UC a 24-10 lead with 1:14 remaining in the first half.

After Raudabaugh's second TD pass made the score 24-20, DeAndre Gilmore recovered an onside kick at the Cincinnati 46-yard line.

Mike Mickens intercepted a Raudabaugh pass and returned it 72 yards for a touchdown, putting the Bearcats ahead 31-20. It was Mickens' third career interception return for a TD.

Pike's 24-yard touchdown pass to Ben Guidugli made the score 38-20 in the third quarter. Pike closed out the game with an 8-yard strike to Kazeem Alli, the first TD catch of Alli's career.

GAME 3 • SCORE BY QUARTERS

	1	2	3	4	F
Miami (OH)	0	13	7	0	20
Cincinnati	10	14	14	7	45

SCORING SUMMARY**FIRST QUARTER**

13:08	UC	Rogers, 38-yard field goal	4-7; 1:52
08:43	UC	Goebel, 5-yard run (Rogers kick)	6-62; 2:16

SECOND QUARTER

14:57	MU	Parseghian, 19-yard field goal	17-75; 8:40
11:27	UC	Gilyard, 30-yard pass from Pike (Rogers kick)	8-81; 3:24
06:26	MU	Robinson, 10-yard pass from Raudabaugh (Parseghian kick)	10-71; 4:56
01:14	UC	Goebel, 20-yard run (Rogers kick)	11-77; 5:03
00:00	MU	Parseghian, 41-yard field goal	9-48; 1:08

THIRD QUARTER

10:10	MU	Givens, 34-yard pass from Raudabaugh (Parseghian kick)	9-79; 4:45
07:29	UC	Mickens, 72-yard interception return (Rogers kick)	
00:26	UC	Guidugli, 24-yard pass from Pike (Rogers kick)	10-75; 3:31

FOURTH QUARTER

02:32	UC	Alli, 8-yard pass from Pike (Rogers kick)	12-84; 6:20
-------	----	---	-------------

TEAM STATISTICS	MU	UC
FIRST DOWNS	22	20
YARDS RUSHING	66	152
YARDS PASSING	235	241
Comp-Att-Int	28-44-1	20-24-0
TOTAL YARDS	301	393
Fumbles: No-Lost	1-0	3-2
Penalties: No-Yards	5-36	6-70
Punts-Avg	4-196	0-0
Punt Ret: No-Yds-TD	0-0-0	3-24-0
KO Ret: No-Yds-TD	7-128-0	4-76-0
INT: No-Yds-TD	0-0-0	1-72-1
Fum. Ret: No-Yds-TD	0-0-0	0-0-0
Third-Down	11-19	8-10
Possession Time	34:57	25:03
Sacks By: No-Yds	0-0	1-9
Field Goals	2-2	1-1

RUSHING: UC - Goebel, 13-63; Ramsey, 12-57; Pike, 5-33; S.Johnson, 1-(-1). MU - Merriweather, 17-50; Bratton, 7-11; Rodriguez, 1-3; Raudabaugh, 4-2; Rogers, 1-0.

PASSING: UC - Pike 20-24-0-241. MU - Raudabaugh, 28-42-1-235; Belton, 0-2-0-0.

RECEIVING: UC - Goodman, 6-94; Gilyard, 6-69; Guidugli, 3-52; Barnett, 2-2; Binns, 1-10; Alli, 1-8; Goebel, 1-6. MU - Bratton, 9-54; Harris, 4-20; Givens, 3-52; Woods, 3-31; A.Robinson, 3-23; Crabtree, 2-20; Rogers, 2-17; O'Connell, 1-11; Merriweather, 1-7.

GAME 4 • Sept. 27, 2008 • The Rubber Bowl • Akron, Ohio • Att.: 16,927

	Cincinnati	17
	Akron	15

AKRON, Ohio - Jake Rogers kicked a season-long 48-yard field goal with 7:45 left in the game to help lead the University of Cincinnati to a 17-15 comeback win over Akron, Saturday in the Rubber Bowl.

The Bearcats (3-1), who trailed 9-7 at the half, drove 42 yards in nine plays to set up Rogers' field goal, and Brad Jones intercepted Chris Jacquemain's pass at Akron's 44 with 1:31 remaining to seal the win.

Rogers' field goal, only the second of the season for the Bearcats, was set up by a seven-yard third-down scamper by redshirt freshman quarterback Zach Collaros who was subbing for an injured Tony Pike. Collaros finished the contest with one completion and 18 yards rushing.

Pike injured his non-throwing arm in the fourth quarter and did not return. He was 23-of-34 for a career-high 320 yards and two touchdowns. He's the first UC quarterback to go over the 300-yard mark in 2008.

Mardy Gilyard caught seven passes for a career-high 146 yards and two touchdowns. Included in that total was a third-quarter, 67-yard strike from Pike to Gilyard that gave UC a 14-9 lead with 41 seconds left in the third quarter. The 67-yard pass was a career long for Pike.

Gilyard has scored at least one touchdown in each of UC's first four games this season and surpassed his 2007 total of five touchdowns.

UA's Dennis Kennedy scored on a one-yard touchdown run with 14:13 left in the game to put Akron up 15-14. The five-play, 24-yard drive was set up by a fumble by Gilyard on the UC 24-yard line. Jacquemain connected on 26 of 40 passes for 254 yards, and Deryn Bowser caught 10 for 72 yards.

The Bearcats defense recorded a season-high three sacks. Lamonte Nelms, Adam Hoppel, and Curtis Young all recorded their first sacks of the season. Defensive back Mike Mickens had a career-high 14 tackles, including 12 solo stops. He also added three pass break ups and a tackle for a loss.

GAME 4 • SCORE BY QUARTERS

	1	2	3	4	F
Cincinnati	7	0	7	3	17
Akron	3	6	0	6	15

SCORING SUMMARY**FIRST QUARTER**

10:47	UC	Gilyard, 14-yard pass from Pike (Rogers kick)	10-76; 4:13
04:02	UA	Iveljic 26-yard field goal	15-76; 6:38

SECOND QUARTER

00:09	UA	Bowser, 7-yard pass from Jacquemain (Iveljic kick blocked)	13-75; 2:12
-------	----	--	-------------

THIRD QUARTER

13:05	UC	Gilyard, 67-yard pass from Pike (Rogers kick)	2-64; 0:41
-------	----	---	------------

FOURTH QUARTER

14:13	UA	Kennedy, 1-yard run (Jacquemain rush failed)	5-24; 2:37
07:45	UC	Rogers 48-yard field goal	9-42; 3:35

TEAM STATISTICS	UC	UA
FIRST DOWNS	21	23
YARDS RUSHING	104	104
YARDS PASSING	322	254
Comp-Att-Int	24-38-0	26-42-1
TOTAL YARDS	426	358
Fumbles: No-Lost	2-2	2-0
Penalties: No-Yards	9-75	6-68
Punts-Avg	3-136	5-217
Punt Ret: No-Yds-TD	0-0-0	0-0-0
KO Ret: No-Yds-TD	3-61-0	3-59-0
INT: No-Yds-TD	1-0-0	0-0-0
Fum. Ret: No-Yds-TD	0-0-0	0-0-0
Third-Down	4-12	6-14
Possession Time	28:16	31:44
Sacks By: No-Yds	3-28	0-0
Field Goals	1-1	1-2

RUSHING: UC - Ramsey, 13-54; Goebel, 9-27; Collaros, 4-18; Pike, 2-6; Pead, 1-2; Team, 2-(minus 3). UA - Kennedy, 11-41; Johnson, 8-33; Tuzze, 4-21; Bruce, 3-7; Pride, 1-1; Jacquemain, 6-1.

PASSING: UC - Pike, 23-34-0-320; Collaros, 1-4-0-2. UA - Jacquemain 26-40-1-254.

RECEIVING: UC - Gilyard, 7-146; Goodman, 6-91; Barnett, 6-66; Ramsey, 2-4; Alli, 1-14; Woods 1-2; Goebel; 1-(minus 1). UA - Bowser, 10-72; Jones, 4-47; Bruce, 3-44; Owen, 2-25; Johnson, 2-22; D.Miller, 2-19; Poindexter, 1-14; Tuzze, 1-8; Kennedy, 1-3.

**GAME 5 • Oct. 3, 2008 • Edwards Stadium • Huntington, W.Va. • Att.: 29,237**

M THE HERD	Cincinnati	33
	Marshall	10

HUNTINGTON, W.Va. (AP) - Redshirt freshman Chazz Anderson threw two touchdown passes and ran for another score in his college debut to lead Cincinnati to a 33-10 victory over Marshall.

Anderson looked like a calm veteran at times, leading the Bearcats (4-1) on two long scoring drives in the second half to break open a close game. He finished 16-of-26 for 158 yards.

Marshall (3-3) has scored just one touchdown in its past two games. Redshirt freshman Mark Cann had his second straight poor outing. He went 17-of-36 for 178 yards, was intercepted three times and sacked three times.

Midway through the third quarter, Anderson drove Cincinnati 89 yards and found Dominick Goodman in the end zone for the second time, this one from 7 yards out for a 23-10 lead.

After Aaron Webster's interception on Marshall's next series led to Jake Rogers' 40-yard field goal, Anderson capped an 86-yard drive with a 1-yard run with 10:12 left in the game for the final margin.

Cincinnati outgained Marshall 122-119 in the first half but jumped ahead 16-3 with the help of Thundering Herd mistakes.

Cincinnati's Connor Barwin blocked a Kase Whitehead punt out of the end zone for a first-quarter safety. The Bearcats took over at the Marshall 48 after the ensuing free kick and needed just four plays to reach the end zone, with John Goebel scoring on a 21-yard run for a 9-0 lead.

Marshall advanced to the Cincinnati 37 in the second quarter, but Darius Marshall ran in circles and lost 14 yards, Cann was sacked and Whitehead shanked a 17-yard punt.

A penalty wiped out a 25-yard reception by Darius Passmore on Marshall's next possession. Two plays later, Cann's pass bounced off Cody Slate's shoulder and Cedric Tolbert returned the interception 35 yards to the Marshall 14. Anderson then found Goodman in the end zone for a 16-0 lead.

GAME 5 • SCORE BY QUARTERS	1	2	3	4	F
Cincinnati	2	14	10	7	— 33
Marshall	0	3	7	0	— 10

SCORING SUMMARY**FIRST QUARTER**

01:02 UC Team Safety (Barwin blocked punt)

SECOND QUARTER

14:29 UC Goebel 21-yard run (Rogers kick) 4-48; 1:33

04:54 UC Goodman 14-yard pass from Anderson (Rogers kick) 2-14; 0:11

03:05 MU Ratanamorn 50-yard field goal 8-42; 2:49

THIRD QUARTER

13:52 MU Slate 57-yard pass from Cann (Ratanamorn kick) 4-66; 1:08

07:13 UC Goodman 7-yard pass from Anderson (Rogers kick) 8-89; 2:48

05:33 UC Rogers 40-yard field goal 4-(-2); 1:23

FOURTH QUARTER

10:12 UC Anderson 1-yard run (Rogers kick) 14-86; 6:11

TEAM STATISTICS	UC	MU
FIRST DOWNS	22	16
YARDS RUSHING	203	90
YARDS PASSING	158	178
Comp-Att-Int	16-26-1	17-37-3
TOTAL YARDS	361	268
Fumbles: No-Lost	2-1	1-0
Penalties: No-Yards	2-22	3-20
Punts-Avg	6-43.5	8-30.8
Punt Ret: No-Yds-TD	3-17-0	2-30-0
KO Ret: No-Yds-TD	4-72-0	6-113-0
INT: No-Yds-TD	3-62-0	1-10-0
Fum. Ret: No-Yds-TD	0-0-0	0-0-0
Third-Down	4-13	5-16
Possession Time	31:29	28:31
Sacks By: No-Yds	3-21	3-30
Field Goals	1-1	1-1

RUSHING: UC - Ramsey 17-99, Pead 11-59, Goebel 8-56, Barnett 1-13, Team 1-0, Anderson 8-(minus 24). MU - Small 7-62, Passmore 3-20, Marshall - 14-19, Edwards 3-14, Team 1-(minus 4), Cann 3-(minus 21).

PASSING: UC - Anderson 16-26-1-158. MU - Cann 17-36-3-178, Passmore 0-1-0-0.

RECEIVING: UC - Goodman 6-51, Guidugli 3-35, Gilyard 2-30, Barnett 2-11, Ramsey 1-15, Woods 1-13, Goebel 1-3. MU - Slate 7-96, Passmore 7-47, Milligan 1-19, Marshall 1-10, Edmonson 1-6.

GAME 6 • Oct. 11, 2008 • Nippert Stadium • Cincinnati, Ohio • Att.: 32,370

R	Rutgers	10
	Cincinnati	13

CINCINNATI (AP) - Chazz Anderson ran eight yards for a touchdown on a quarterback draw, and Cincinnati overcame an afternoon of penalties and punts to beat Rutgers 13-10.

Anderson, making his second straight start after injuries wiped out Cincinnati's top quarterbacks, did just enough to help the Bearcats (5-1, 1-0) win their Big East opener.

The Scarlet Knights (1-5, 0-2) are off to their worst start since 2002, when they went 1-11.

Rutgers' touchdown came on a trick play early in the second half. Mike Teel handed off to running back Kordell Young, who ran toward the right sideline and threw a 17-yard pass to uncovered fullback Jack Corcoran.

Cincinnati had 12 penalties for 115 yards - three of them personal fouls - and went 0-for-11 on third downs, resulting in nine punts. With a chance to run out the clock, the Bearcats failed to move the ball and had to punt, giving Rutgers possession at its 12-yard line with 2:10 to go.

The Scarlet Knights let that final chance slip away when Kenny Britt dropped a pass on 4th-and-2 at the Rutgers 30-yard line.

The Bearcats were forced to use two redshirt freshmen at quarterback after senior Dustin Grutza and junior Tony Pike got hurt. Anderson edged out Zach Collaros for the job, and has led Cincinnati to a pair of wins. He went 21-of-29 for 239 yards against the Scarlet Knights.

Teel finished 19-of-35 for 175 yards. Young, who missed the last four games with a sore knee, ran 22 times for 78 yards.

Cincinnati's Jake Rogers and Rutgers' San San Te each made a 50-yard field goal in the third quarter, which ended with the Bearcats ahead 13-10. Two personal fouls on Cincinnati set up Te's kick.

GAME 6 • SCORE BY QUARTERS	1	2	3	4	F
Rutgers	0	0	10	0	— 10
Cincinnati	3	7	3	0	— 13

SCORING SUMMARY**FIRST QUARTER**

01:06 UC Rogers 19-yard field goal 8-56; 3:32

SECOND QUARTER

10:10 UC Anderson 8-yard run (Rogers kick) 3-32; 0:44

THIRD QUARTER

10:36 RU Corcoran 17-yard pass from Young (Te kick) 8-90; 4:17

06:38 UC Rogers 50-yard field goal 10-44; 3:50

02:53 RU Te 50-yard field goal 8-43; 3:38

RUSHING: UC - Ramsey 14-85, Goebel 6-21, Gilyard 2-10, Team 2-(minus 7), Anderson 7-(minus 12). RU - Young 22-78, Brooks 3-6, T.Brown 1-(minus 2), Teel 3-(minus 20).

PASSING: UC - Anderson 21-29-0-239. RU - Teel 19-35-0-175, Young 1-1-0-17.

TEAM STATISTICS	RU	UC
FIRST DOWNS	15	15
YARDS RUSHING	62	97
YARDS PASSING	192	239
Comp-Att-Int	20-36-0	21-29-0
TOTAL YARDS	254	336
Fumbles: No-Lost	0-0	0-0
Penalties: No-Yards	2-62	12-115
Punts-Avg	10-46.6	9-41.8
Punt Ret: No-Yds-TD	2-5-0	5-70-0
KO Ret: No-Yds-TD	4-87-0	2-46-0
INT: No-Yds-TD	0-0-0	0-0-0
Fum. Ret: No-Yds-TD	0-0-0	0-0-0
Third-Down	3-15	0-11
Possession Time	31:46	28:14
Sacks By: No-Yds	4-28	3-20
Field Goals	1-1	2-2

RECEIVING: UC - Barnett 5-79, Woods 4-67, Gilyard 4-35, Goodman 4-21, Goebel 2-3, Alli 1-24, Guidugli 1-10. RU - Brock 7-51, Britt 4-51, T.Brown 3-37, Corcoran 2-22, Campbell 2-19, Young 1-9, Morales 1-3.

**GAME 7 • Oct. 25, 2008 • Rentschler Field • East Hartford, Conn. • Att.: 40,000**

	Cincinnati	16
	Connecticut	40

EAST HARTFORD, Conn. (AP) - Donald Brown ran for 150 yards and two touchdowns and Connecticut scored 20 fourth-quarter points to beat Cincinnati 40-16.

Redshirt freshman David Teggart, making his first career start, hit four field goals as the Huskies (6-2, 2-1 Big East) won their 11th consecutive home game.

Brown had just 80 yards late into the fourth quarter before a 54-yard run. He scored from 5 yards to make it 33-16, breaking open what had been a close game.

Robert McClain returned his second interception of the game 28 yards for a touchdown to close out the scoring.

Tony Pike and Chazz Anderson combined to throw for 259 yards for Cincinnati (5-2, 1-1). Pike started for the first time since breaking his left (non-throwing) arm against Akron on Sept. 27, but only made it through the first half.

He was 10-of-27 for 136 yards with a touchdown and an interception, but Anderson took over after intermission. He was 9-of-20 for 123 yards and two interceptions.

Cincinnati scored less than 2 minutes into the game, after Connor Barwin came up the middle to block his third punt of the season. That set up the first of three field goals from sophomore Jake Rogers, a 29-yarder. The Bearcats' kicker also hit a 54-yarder with the wind at his back just before the half to give the Bearcats a 13-10 lead. The kick was the third longest in Big East history, and the second longest for Rogers, who hit from 55 yards as a freshman against Oregon St.

GAME 7 • SCORE BY QUARTERS

	1	2	3	4	F
Cincinnati	10	3	3	0	16
Connecticut	10	0	10	20	40

SCORING SUMMARY**FIRST QUARTER**

13:13	UC	Rogers 29-yard field goal	4-3; 0:46
07:59	UConn	Teggart 26-yard field goal	10-57; 5:14
04:51	UConn	Brown 2-yard run (Teggart kick)	4-36; 1:49
02:22	UC	Gilyard 27-yard pass from Pike (Rogers kick)	6-78; 2:29

SECOND QUARTER

00:35	UC	Rogers 54-yard field goal	4-8; 0:43
-------	----	---------------------------	-----------

THIRD QUARTER

11:10	UConn	Todman 1-yard run (Teggart kick)	7-65; 2:26
06:53	UC	Rogers 22-yard field goal	8-58; 4:17
00:19	UConn	Teggart 47-yard field goal	9-44; 4:02

FOURTH QUARTER

14:25	UConn	Teggart 32-yard field goal	4-4; 0:46
05:47	UConn	Teggart 22-yard field goal	5-17; 2:24
01:55	UConn	Brown 5-yard run (Teggart kick)	5-74; 2:53
01:41	UConn	McClain 28-yard interception return (Teggart kick)	

TEAM STATISTICS	UC	UConn
FIRST DOWNS	16	15
YARDS RUSHING	30	153
YARDS PASSING	259	196
Comp-Att-Int	19-47-3	18-42-0
TOTAL YARDS	289	349
Fumbles: No-Lost	6-3	0-0
Penalties: No-Yards	5-38	8-73
Punts-Avg	7-45.7	10-35.5
Punt Ret: No-Yds-TD	8-53-0	3-50-0
KO Ret: No-Yds-TD	6-98-0	2-42-0
INT: No-Yds-TD	0-0-0	3-68-1
Fum. Ret: No-Yds-TD	0-0-0	0-0-0
Third-Down	4-13	5-16
Possession Time	25:47	34:13
Sacks By: No-Yds	1-7	4-36
Field Goals	3-3	4-4

RUSHING: UC - UC - Ramsey 5-38, Goebel 2-11, Barnett 1-(minus 2), Anderson 8-(minus 2), Pike 3-(minus 15). UConn - D.Brown 29-150, Todman 2-19, Endres 1-(minus 7), Team 4-(minus 9).

PASSING: UC - UC - Pike 10-27-1-136, Anderson 9-20-2-123. UConn - Endres 18-42-0-196.

RECEIVING: UC - Gilyard 7-87, Goodman 5-69, Goebel 3-68, Guidugli 1-12, Barnett 1-9, Peard 1-8, Alli 1-6. UConn - D.Brown 4-58, K.Moore 3-25, Gaulden 3-14, Smith 2-41, Hernandez 2-38, Bedard 2-12, Kanuch 1-13, Todman 1-(minus 5).

GAME 8 • Oct. 30, 2008 • Nippert Stadium • Cincinnati, Ohio • Att.: 31,175

	No. 24/23 USF	10
	Cincinnati	24

CINCINNATI (AP) - Not bad for a guy with a broken arm.

Playing with a soft cast protecting his surgically repaired left forearm, junior Tony Pike had one of his finest games, throwing a pair of touchdown passes and steadying Cincinnati's offense in a 24-10 victory over No. 24 South Florida.

Pike was sharp in his second game back since he broke his non-passing arm, which is held together by a plate and six screws. A black wrap covered the removable cast that covers a 4-inch scar from the operation and softens the blows. He took several rattling hits and hung in there until the middle of the fourth quarter.

Cincinnati (6-2, 2-1 Big East) was back to normal with an experienced quarterback running the no-huddle, spread offense again. Facing one of the conference's toughest defenses, Pike was 20-of-28 for 281 yards and two touchdowns, including a 1-yard pass to Connor Barwin that put the Bearcats up 24-10 early in the fourth quarter.

On that play, Pike had to take a direct snap from center instead of working out of the shotgun. The force of the snap hurt his left hand, limiting him to one play the rest of the way. Zach Collaros took over for Pike in the fourth quarter and finished it off with running plays.

Junior Matt Grothe came into the game on a surge, throwing at least two touchdown passes in each of the last three games. He had only five interceptions all season, a sign of his dependability. But against the Bearcats, Grothe threw three--two of them deflected--against a defense that pressured him steadily.

Grothe's toughest play was a tackle, pulling down Mike Mickens after a 58-yard interception return. The senior corner back's 13th career interception set a Cincinnati record and set up its first touchdown.

Grothe was 13-of-31 for 174 yards, but couldn't connect on his two most important throws. He misfired on a fourth-and-goal pass from the 5-yard line with 7:56 left, then had a fourth-down pass batted down in the end zone on the next possession.

GAME 8 • SCORE BY QUARTERS

	1	2	3	4	F
No. 24/23 USF	7	0	3	0	10
Cincinnati	10	7	0	7	24

SCORING SUMMARY**FIRST QUARTER**

08:51	UC	Goebel 2-yard run (Rogers kick)	3-14; 1:07
07:10	USF	Plancher 1-yard run (Bonani kick)	4-82; 1:37
03:42	UC	Rogers 32-yard field goal	7-49; 3:22

SECOND QUARTER

09:17	UC	Gilyard 26-yard pass from Pike (Rogers kick)	12-91; 4:12
-------	----	--	-------------

THIRD QUARTER

09:23	USF	Bonani 49-yard field goal	6-26; 1:48
-------	-----	---------------------------	------------

FOURTH QUARTER

14:31	UC	Barwin 1-yard pass from Pike (Rogers kick)	9-61; 3:51
-------	----	--	------------

TEAM STATISTICS	USF	UC
FIRST DOWNS	19	23
YARDS RUSHING	182	115
YARDS PASSING	174	281
Comp-Att-Int	13-31-3	20-28-1
TOTAL YARDS	356	396
Fumbles: No-Lost	1-0	2-2
Penalties: No-Yards	8-40	6-36
Punts-Avg	4-36.2	4-43.0
Punt Ret: No-Yds-TD	3-17-0	0-0-0
KO Ret: No-Yds-TD	5-88-0	3-65-0
INT: No-Yds-TD	1-33-0	3-58-0
Fum. Ret: No-Yds-TD	0-0-0	0-0-0
Third-Down	4-14	5-10
Possession Time	30:32	29:28
Sacks By: No-Yds	2-15	2-12
Field Goals	1-1	1-1

RUSHING: UC - Goebel 17-78, Ramsey 15-43, Collaros 2-11, Team 1-(minus 2), Pike 2-(minus 15). USF - B.Williams 17-79, Grothe 8-54, Plancher 8-47, Kelly 4-11, Johnson 1-(minus 2), T.Wilson 1-(minus 7).

PASSING: UC - Pike 20-28-1-281. USF - Grothe 13-31-3-174.

RECEIVING: UC - Goodman 5-57, Gilyard 4-98, Goebel 3-43, Woods 3-30, Guidugli 2-38, Barnett 1-8, Ramsey 1-6, Barwin 1-1. USF - Mitchell 4-77, Hester 3-47, Johnson 2-23, Bogan 2-17, B.Williams 1-6, Kelly 1-4.

**GAME 9 • Nov. 8, 2008 • Milan Puskar Stadium • Morgantown, W.Va. • Att.: 59,834**

	Cincinnati	OT	26
	No. 20/23 West Virginia		23

MORGANTOWN, W.Va. (AP) - Tony Pike threw a 2-yard touchdown pass to Kazeem Alli in overtime to lift the Bearcats to a 26-23 win over No. 20 West Virginia.

West Virginia (6-3, 3-1) scored 13 points and recovered an onside kick in the final 1:11 to force overtime, including Pat McAfee's 52-yard field goal as time ran out. McAfee added a 27-yard field goal on West Virginia's overtime possession.

Cincinnati (7-2, 3-1) managed just three first downs after taking a 20-7 lead into halftime, but answered the field goal with a well-run drive and created a first-place logjam with West Virginia and No. 25 Pittsburgh.

Pike found Dominick Goodman on a 10-yard pass to start UC's overtime possession. A roughing-the-passer penalty on Sidney Glover on the next play moved the ball to the 7. After Jacob Ramsey ran for 5 yards, Pike faked a handoff and flipped to Alli, who was alone in the end zone.

The Bearcats held the West Virginia duo of quarterback Pat White and running back Noel Devine to 99 yards rushing combined, 90 below their average.

West Virginia turned the ball over on downs twice inside the Cincinnati 10-yard line in the fourth quarter but it was the Bearcats who seemed to self-destruct near the end.

Cincinnati punter Kevin Huber ran out of the back of the end zone with 1:11 left to give West Virginia its first points since midway through the first quarter.

Mardy Gilyard returned the opening kickoff 100 yards for a touchdown. Pike's 4-yard run capped a 77-yard drive and put Cincinnati ahead 20-7 late in the second quarter.

GAME 9 • SCORE BY QUARTERS	1	2	3	4	OT	F
Cincinnati	13	7	0	0	6	— 26
No. 20/23 West Virginia	7	0	0	13	3	— 23

SCORING SUMMARY**FIRST QUARTER**

14:44	UC	Gilyard 100-yard kickoff return (Rogers kick)	
08:41	UC	Rogers 46-yard field goal	4-5; 0:50
05:46	WVU	Arnett, 19-yard pass from White (McAfee kick)	7-77; 2:48
00:26	UC	Rogers 31-yard field goal	

SECOND QUARTER

5:23	UC	Pike 4-yard run (Rogers kick)	12-77; 5:39
------	----	-------------------------------	-------------

FOURTH QUARTER

01:11	WVU	Team Safety	
00:19	WVU	Jalloh 3-yard pass from White (White rush)	7-62; 0:47
00:00	WVU	McAfee 52-yard field goal	

OVERTIME

WVU	McAfee 27-yard field goal
UC	Alli 2-yard pass from Pike


TEAM STATISTICS	UC	WVU
FIRST DOWNS	12	19
YARDS RUSHING	82	98
YARDS PASSING	178	219
Comp-Att-Int	16-30-0	20-38-1
TOTAL YARDS	260	317
Fumbles: No-Lost	0-0	1-1
Penalties: No-Yards	10-91	5-43
Punts-Avg	7-45.3	9-45.8
Punt Ret: No-Yds-TD	4-19-0	2-6-0
KO Ret: No-Yds-TD	2-117-1	6-127-0
INT: No-Yds-TD	1-2-0	0-0-0
Fum. Ret: No-Yds-TD	0-0-0	0-0-0
Third-Down	2-13	4-20
Possession Time	28:45	31:15
Sacks By: No-Yds	4-19	3-25
Field Goals	2-3	2-2

RUSHING: UC - Ramsey 18-83, Goebel 7-14, Team 1-(minus 6), Pike 7-(minus 9). WVU - Devine 19-58, P.White 20-41, Jalloh 1-2, Sanders 2-(minus 3).

PASSING: UC - Pike 16-30-0-178. WVU - P.White 20-38-1-219.

RECEIVING: UC - Goodman 6-81, Goebel 3-68, Alli 2-8, Barnett 2-(minus 1), Ramsey 1-12, Guidugli 1-7, Waugh 1-3. WVU - Devine 6-48, Sanders 5-52, Jalloh 4-54, Starks 2-32, Arnett 2-28, Lyons 1-5.

GAME 10 • Nov. 14, 2008 • Papa John's Cardinal Stadium • Louisville, Ky. • Att.: 37,822

	No. 22/22 Cincinnati	28
	Louisville	20

LOUISVILLE, Ky. (AP) - Seconds after the gun sounded to end No. 22 Cincinnati's soggy 28-20 win over Louisville, several Bearcats sprinted to the end zone and grabbed the Keg of Nails, the trophy that had tormented them for years.

This was one keg party coach Brian Kelly had no plans of interrupting. Besides, for the surging Bearcats the good times might just be starting.

The victory gives Cincinnati (8-2, 4-1) a half-game lead over idle West Virginia and No. 21 Pittsburgh in the conference title race. Cincinnati beat the Mountaineers last week and host the Panthers on Nov. 22.

Dominick Goodman caught nine passes for 134 yards and a touchdown for UC and John Goebel ran for 77 yards and a score as UC won the Keg of Nails for the first time since 2002.

Quarterback Tony Pike, who took over the starting job earlier this year when senior Dustin Grutza went down with a broken leg, completed 19 of 33 passes in soggy conditions before getting knocked out in the fourth quarter with a bruised sternum.

Enter Grutza, who hadn't played since breaking his right leg during a 52-26 loss to Oklahoma on Sept. 6. Walking onto the field in steady rain, Grutza quickly led the Bearcats on a five-play, 72-yard touchdown drive that gave the Bearcats a 28-20 lead with 6:29 to play.

The key play was a 24-yard pass to Goodman on third-and-5 that moved the ball to the Louisville 43. Goebel did the rest, zipping 37 yards up the left side on the next play before going in from the 6 for the score.

Goodman gave the Bearcats a 21-20 lead with 6:38 to play in the third quarter on a beautiful 23-yard touchdown grab, laying out parallel to the ground and holding onto the ball as he slid across the wet turf in the end zone. The score was the 21st receiving touchdown of Goodman's career, tying the school record held by Jim O'Brien.

GAME 10 • SCORE BY QUARTERS	1	2	3	4	F
No. 22/22 Cincinnati	7	7	7	7	— 28
Louisville	7	10	3	0	— 20

SCORING SUMMARY**FIRST QUARTER**

11:42	UC	Gilyard 48-yard pass from Pike (Rogers kick)	7-73; 3:18
02:59	UofL	Bryant 2-yard pass from Cantwell (Payne kick)	11-28; 6:05

SECOND QUARTER

11:52	UofL	Payne 23-yard field goal	10-71; 3:57
04:46	UC	Ramsey 1-yard run (Rogers kick)	9-64; 3:34
01:47	UofL	Anderson 3-yard run (Payne kick)	6-75; 2:59

THIRD QUARTER

11:35	UofL	Payne 23-yard field goal	4-3; 0:50
06:38	UC	Goodman 23-yard pass from Pike (Rogers kick)	2-32; 0:40

FOURTH QUARTER

06:29	UC	Goebel 6-yard run (Rogers kick)	5-72; 1:51
-------	----	---------------------------------	------------

TEAM STATISTICS	UC	UofL
FIRST DOWNS	17	17
YARDS RUSHING	131	120
YARDS PASSING	274	204
Comp-Att-Int	20-36-1	19-35-1
TOTAL YARDS	405	324
Fumbles: No-Lost	3-1	3-1
Penalties: No-Yards	6-42	6-46
Punts-Avg	2-39.5	4-43.2
Punt Ret: No-Yds-TD	2-13-0	0-0-0
KO Ret: No-Yds-TD	5-118-0	3-45-0
INT: No-Yds-TD	1-28-0	1-0-0
Fum. Ret: No-Yds-TD	0-0-0	0-0-0
Third-Down	2-13	4-20
Possession Time	25:47	34:13
Sacks By: No-Yds	1-11	0-0
Field Goals	0-3	2-3

RUSHING: UC - Goebel 10-77, Ramsey 13-48, DJones 1-5, Grutza 1-3, Pike 3-2, Team 3-(minus 4). UofL - Anderson 13-60, Powell 11-39, Bolen 8-15, Beaumont 2-10, Cantwell 3-(minus 4).

PASSING: UC - Pike 19-33-1-250, Grutza 1-2-0-24, Team 0-1-0-0. UofL - Cantwell 19-35-1-204.

RECEIVING: UC - Goodman 9-134, Gilyard 5-73, Guidugli 3-42, Goebel 2-11, Alli 1-14. UofL - Beaumont 4-61, Guy 4-48, Chichester 3-33, Anderson 3-14, Pascaley 2-36, Nohta 1-7, Bolen 1-3, Bryant 1-2.



GAME 11 • Nov. 22, 2008 • Nippert Stadium • Cincinnati, Ohio • Att.: 35,098

PITT	No. 20/19 Pittsburgh	21
	No. 19/20 Cincinnati	28

CINCINNATI (AP) - The quarterback with the broken arm led No. 19 Cincinnati to the threshold of its first Big East championship.

Tony Pike threw three touchdown passes, each to a different receiver, and the Bearcats took control of the conference by beating 20th-ranked Pittsburgh 28-21, their first win in eight games against the Panthers.

He matched his career high for touchdown passes and ran Cincinnati's no-huddle, spread offense almost flawlessly against the conference's best road team. Pike completed a career-high 26 passes in 32 attempts for 309 yards, and ran several draw plays that exposed his arm to hits.

Bill Stull's 41-yard touchdown pass to Dorin Dickerson cut it to 28-21 with 1:22 to go, but Cincinnati recovered the onside kick and ran the clock down to 18 seconds before turning it over on downs at the 32-yard line. Fans then stormed the field prematurely - a defensive penalty extended the game by 4 seconds following a sack.

They started onto the field prematurely again while Pitt ran a multiple-lateral play, retreated to the sideline and then charged on again when Cincinnati recovered a loose ball to end it.

The Bearcats had a lot of things working for them in a game second-year coach Brian Kelly called the biggest in school history. They had their first capacity crowd in five games, their special red jerseys for the first time in five years, and a defense that has been impeccable in four straight wins over ranked teams.

Pike rolled away from the pressure and made accurate throws, including a 4-yard touchdown pass to Dominick Goodman at the back of the end zone that made it 14-7 just before halftime. It was Goodman's 22nd career touchdown catch, topping former NFL kicker and receiver Jim O'Brien's school record.

GAME 11 • SCORE BY QUARTERS	1	2	3	4	F
No. 20/19 Pittsburgh	7	0	0	14	— 21
No. 19/20 Cincinnati	0	14	7	7	— 28

SCORING SUMMARY

FIRST QUARTER

09:20 PITT McCoy 6-yard run (Lee kick) 10-69; 5:44

SECOND QUARTER

14:09 UC Barnett 20-yard pass from Pike (Rogers kick) 16-99; 7:54

03:33 UC Goodman 4-yard pass from Pike (Rogers kick) 11-83; 4:45

THIRD QUARTER

12:18 UC Gilyard 39-yard pass from Pike (Rogers kick) 6-62; 2:33

FOURTH QUARTER

14:16 UC Ramsey 2-yard run (Rogers kick) 9-77; 4:35

10:12 PITT McCoy 16-yard run (Lee kick) 8-64; 3:55

01:22 PITT Dickerson 41-yard pass from Stull (Lee kick) 5-72; 1:08

TEAM STATISTICS	PITT	UC
FIRST DOWNS	15	22
YARDS RUSHING	35	87
YARDS PASSING	229	309
Comp-Att-Int	18-29-1	26-32-0
TOTAL YARDS	264	396
Fumbles: No-Lost	2-1	3-1
Penalties: No-Yards	7-50	5-46
Punts-Avg	6-40.2	2-30.0
Punt Ret: No-Yds-TD	0-0-0	0-0-0
KO Ret: No-Yds-TD	5-105-0	3-66-0
INT: No-Yds-TD	0-0-0	1-45-0
Fum. Ret: No-Yds-TD	0-0-0	0-0-0
Third-Down	2-10	6-12
Possession Time	25:13	34:47
Sacks By: No-Yds	2-12	7-41
Field Goals	0-0	0-1

RUSHING: Pitt - McCoy 17-82, McGee 1-(minus 5), Stull 8-(minus 42). UC - Pike 9-33, Goebel 11-29, Ramsey 18-25.

PASSING: Pitt - Stull 18-28-1-229, Team 0-1-0-0. UC - Pike 26-32-0-309.

RECEIVING: Pitt - McCoy 6-45, McGee 3-36, Porter 3-34, Dickerson 1-41, Baldwin 1-22, Turner 1-21, Byham 1-12, Collins 1-12, Kinder 1-6. UC - Gilyard 8-110, Goodman 7-101, Barnett 3-43, Ramsey 3-19, Guidugli 2-8, Woods 1-13, Goebel 1-9, Alli 1-6.

GAME 12 • Nov. 29, 2008 • Nippert Stadium • Cincinnati, Ohio • Att.: 34,603

S	Syracuse	10
	No. 16/16 Cincinnati	30

CINCINNATI (AP) - Defensive end Connor Barwin raised the gold-topped trophy above his head, then walked through hundreds of Cincinnati fans who got on their tiptoes and reached as high as they could, hoping to touch the keepsake with their fingertips.

There had never been a day quite like this in Cincinnati. The 16th-ranked Bearcats beat Syracuse 30-10, then gathered in the end zone amid tightly-packed fans to hoist the trophy that represents their first Big East title during their fourth season in the league.

The Bearcats (10-2, 6-1) are headed to a BCS bowl for the first time in their history. UC tied the school record with their 10th win, the second straight season they reached the mark.

Syracuse quarterback Cam Dantley finished 6-of-23 for 59 yards with an interception and three sacks. It wasn't all the quarterback's fault. Several times, wide-open receivers dropped well-thrown passes.

Tony Pike took advantage of a defense that gave a lot of cushion, conceding the short pass. Pike, playing with a plate and six screws in his broken left (non-passing) forearm, finished 28-of-44 for 272 yards. Penalties held the Bearcats back - 10 in all, for 107 yards.

The penalties forced Cincinnati to settle for three field goals by Jake Rogers, who had missed five in a row coming into the game. He connected from 45, 38 and 45 yards.

Senior quarterback Dustin Grutza broke his lower right leg in the second game, and Pike broke his arm in the fourth. A redshirt freshman got them through the next two games. With his forearm wrapped in a protective cast, Pike started the past six games, getting better as he went along.

With the game in hand, Grutza came in for Cincinnati's final drive and handed off on every play.

GAME 12 • SCORE BY QUARTERS	1	2	3	4	F
Syracuse	0	3	0	7	— 10
No. 16/16 Cincinnati	7	6	10	7	— 30

SCORING SUMMARY

FIRST QUARTER

07:26 UC Goebel 10-yard run (Rogers kick) 14-88; 7:34

SECOND QUARTER

13:39 UC Rogers 45-yard field goal 14-23; 6:23

04:45 SU Shadle 33-yard field goal 8-73; 4:37

00:22 UC Rogers 38-yard field goal 11-59; 4:16

THIRD QUARTER

07:45 UC Alli 7-yard pass from Pike (Rogers kick) 5-40; 2:19

02:16 UC Rogers 45-yard field goal 7-1; 0:55

FOURTH QUARTER

11:22 UC Ramsey 15-yard pass from Pike (Rogers kick) 2-26; 0:40

06:06 SU Sheeran 6-yard pass from Dantley (Shadle kick) 12-74; 5:08

TEAM STATISTICS	SU	UC
FIRST DOWNS	8	25
YARDS RUSHING	152	140
YARDS PASSING	59	272
Comp-Att-Int	6-23-1	28-44-1
TOTAL YARDS	211	412
Fumbles: No-Lost	0-0	2-1
Penalties: No-Yards	5-45	10-107
Punts-Avg	7-27.1	3-10.0
Punt Ret: No-Yds-TD	0-0-0	4-59-0
KO Ret: No-Yds-TD	7-161-0	3-56-0
INT: No-Yds-TD	1-0-0	1-39-0
Fum. Ret: No-Yds-TD	1-1-0	0-0-0
Third-Down	3-14	8-15
Possession Time	25:07	34:53
Sacks By: No-Yds	4-23	3-17
Field Goals	1-1	3-3

RUSHING: SU - Brinkley 16-60, Fiammetta 1-58, A.Bailey 4-29, Dantley 6-5. UC - Goebel 10-67, Pead 8-49, Ramsey 4-26, Pike 9-(minus 2).

PASSING: SU - Dantley 6-23-1-59. UC - Pike 28-44-1-272.

RECEIVING: SU - Sales 2-16, Provo 1-27, Sheeran 1-6, Brinkley 1-5, Owen 1-5. UC - Gilyard 11-114, Goodman 8-74, Ramsey 2-24, Goebel 2-14, Alli 2-13, Woods 1-19, Guidugli 1-13, Barnett 1-1.

**GAME 13 • Dec. 6, 2008 • Aloha Stadium • Honolulu, Hawai'i • Att.: 40,549**

	No. 13/12 Cincinnati	29
	Hawai'i	24

HONOLULU (AP) - Mardy Gilyard caught a 69-yard touchdown pass with 4:42 to play and Cincinnati's defense stepped up as the 13th-ranked Bearcats rallied for 19 straight points in the wild final quarter to beat Hawai'i 29-24.

Gilyard finished with seven catches for 136 yards for the BCS-bound Bearcats (11-2), who won their sixth straight game and a school-record 11th game of the season.

Down by two touchdowns with less than 13 minutes left, Cincinnati scored nearly at will against the Warriors (7-6) and took a 29-24 lead on Dustin Grutza's scoring pass to Gilyard.

He took the swing pass, broke a tackle and sprinted for the score, stunning the UH crowd.

With Hawai'i playing conservatively and trying to protect a 14-point lead, Brandon Underwood sparked the Bearcats' late outburst, intercepting a tipped pass by Hawai'i's Greg Alexander and returned it 20 yards for a score with 10:27 left.

Cincinnati then narrowed the lead to 24-20 on a 44-field goal by Jake Rogers, who drilled a 53-yarder in the first quarter.

Hawai'i's Daniel Libre mishandled a handoff and was dropped in the end zone for a safety by Corey Smith cutting Hawai'i's lead to two at 24-22 with 4:59 left.

Alexander was 28-of-40 for 275 yards for the Hawaii Bowl-bound Warriors. He completed a 16-yard TD pass to John Medeiros to give the Warriors a 24-10 lead with 12:36 left with chants of "Overrated! Overrated!" echoing throughout Aloha Stadium.

Hawai'i scored twice in the first 5:04 of the third quarter to take a 17-10 lead.

The game ended at about 10:15 p.m., or 3:15 a.m. Sunday in Ohio, and closed college football's regular season.

GAME 13 • SCORE BY QUARTERS	1	2	3	4	F
No. 13/12 Cincinnati	3	7	0	19	— 29
Hawai'i	0	3	14	7	— 24

SCORING SUMMARY**FIRST QUARTER**

05:27 UC Rogers 53-yard field goal 10-55; 5:11

SECOND QUARTER

03:09 UC Ferguson 1-yard pass from Pike (Rogers kick) 8-48; 3:57

00:06 UH Kelly 28-yard field goal 12-85; 2:56

THIRD QUARTER

11:37 UH Farmer 1-yard run (Kelly kick) 6-75; 3:26

09:56 UH Lane 2-yard pass from Alexander (Kelly kick) 3-5; 1:32

FOURTH QUARTER

12:36 UH Medeiros 16-yard pass from Alexander (Kelly kick) 6-28; 2:44

10:27 UC Underwood 20-yard interception return (Rogers kick) 4-0; 0:16

08:19 UC Rogers 44-yard field goal 4-0; 0:16

04:59 UC Corey Smith safety 4-0; 0:16

04:42 UC Gilyard 69-yard pass from Grutza (Rogers kick) 1-69; 0:14

TEAM STATISTICS	UC	UH
FIRST DOWNS	18	16
YARDS RUSHING	139	45
YARDS PASSING	183	275
Comp-Att-Int	16-28-2	28-42-1
TOTAL YARDS	322	320
Fumbles: No-Lost	2-1	1-1
Penalties: No-Yards	6-58	11-109
Punts-Avg	4-202	7-294
Punt Ret: No-Yds-TD	1-20-0	3-3-0
KO Ret: No-Yds-TD	6-120-0	3-52-0
INT: No-Yds-TD	1-20-1	2-22-0
Fum. Ret: No-Yds-TD	0-0-0	1-11-0
Third-Down	3-12	5-14
Possession Time	28:55	31:05
Sacks By: No-Yds	5-31	2-10
Field Goals	2-3	1-1

RUSHING: UC - Pead 8-74, Goebel 14-49, Ramsey 2-11, Grutza 1-4, Pike 5-4, Team 3-(minus 3). UH - Libre 8-36, Farmer 2-6, Alexander 14-3.

PASSING: UC - Pike 13-21-2-108, Grutza 3-7-0-75. UH - Alexander 28-42-1-275.

RECEIVING: UC - Gilyard 7-136, Barnett 2-9, Howard 2-8, Woods 1-13, Guidugli 1-12, Pead 1-3, Ferguson 1-1, Goebel 1-1. UH - Washington 7-64, Libre 6-34, Bain 5-34, Lane 3-66, Farmer 3-10, Medeiros 2-36, Salas 2-31.

GAME 14 • Jan. 1, 2009 • Dolphin Stadium • Miami Gardens, Fla • Att.: 73,602

	No. 12/12 Cincinnati	7
	No. 21/19 Virginia Tech	20

**75TH FEDEX ORANGE BOWL**

MIAMI (AP) - Mardy Gilyard had 255 all-purpose yards and a touchdown catch, but it was not enough as No. 21 Virginia Tech knocked off No. 12 Cincinnati 20-7, in the 75th FedEx Orange Bowl.

Gilyard had seven receptions for 158 yards and a touchdown, along with 97 kickoff return yards for Cincinnati (11-3), which had its six-game winning streak snapped. Tony Pike threw for 239 yards and a touchdown, but had his night marred by four interceptions and getting stopped on a fourth-and-goal in the fourth quarter.

The Bearcats took the opening kickoff, sent their spread offense onto the field and made the Hokies look very confused. Pike found Gilyard for a 38-yard pickup on the third play from scrimmage, and they hooked up for a spectacular 15-yard touchdown three plays later to open the scoring.

Facing a third-and-9 from the right hash, Pike waited ... waited ... waited ... before lofting a fade to the far left of the end zone. Gilyard took off on a sprint, made a diving catch as he sailed out of bounds and managed to just barely drag his right toe on the turf painted in Virginia Tech's colors for a 7-0 Cincinnati lead.

The Hokies defense held UC to 137 yards, stifled the Bearcats running game (eight carries, 11 yards) over the remainder of the half, and battled their way to a 10-7 lead by intermission.

Darren Evans, the game's MVP, had 28 carries for 153 yards and a touchdown.

Terrill Byrd led the UC defense with 11 tackles, including 10 solo stops, four tackles for a loss, and a sack. Brandon Underwood had six tackles, including a sack and an interception.

GAME 14 • SCORE BY QUARTERS	1	2	3	4	F
No. 12/12 Cincinnati	7	0	0	0	— 7
No. 21/19 Virginia Tech	0	10	3	7	— 20

SCORING SUMMARY**FIRST QUARTER**

13:08 UC Gilyard 15-yard pass from Pike (Rogers kick) 6-72; 1:52

SECOND QUARTER

13:00 VT Taylor 17-yard run (Keys kick) 9-73; 5:08

00:00 VT Keys 43-yard field goal 11-54; 2:23

THIRD QUARTER

08:32 VT Keys 35-yard field goal 13-68; 6:28

FOURTH QUARTER

11:29 VT Evans 6-yard run (Keys kick) 3-10; 1:26

RUSHING: UC - Ramsey 4-34, Goebel 9-26, Pead 2-10, Pike 5-4, Barnett 1-minus 3. Virginia Tech - Evans 28-153, Taylor 15-47, Roberts 2-34, Boone 2-19, Oglesby 3-8, Coale 1-7, Team 4-minus 10.

TEAM STATISTICS	UC	VT
FIRST DOWNS	14	23
YARDS RUSHING	71	258
YARDS PASSING	239	140
Comp-Att-Int	16-33-4	13-23-1
TOTAL YARDS	310	398
Fumbles: No-Lost	2-0	3-0
Penalties: No-Yards	3-30	3-17
Punts-Avg	4-45.8	5-38.0
Punt Ret: No-Yds-TD	3-31-0	1-(-1)-0
KO Ret: No-Yds-TD	4-97-0	2-29-0
INT: No-Yds-TD	1-0-0	4-10-0
Fum. Ret: No-Yds-TD	0-0-0	0-0-0
Third-Down	2-9	8-18
Possession Time	20:21	39:39
Sacks By: No-Yds	3-12	1-1
Field Goals	0-1	2-3

PASSING: UC - Pike 16-33-4-239. Virginia Tech - Taylor 13-22-1-140, Team 0-1-0-0.

RECEIVING: UC - Gilyard 7-158, Goodman 6-51, Goebel 1-18, Barnett 1-6, Ramsey 1-6. Virginia Tech - Coale 3-52, Boone 3-41, Boykin 2-28, Roberts 2-12, Evans 2-5, Jefferson 1-2.