

# 2011-12 CINCINNATI BEARCATS **MEN'S BASKETBALL**

BASKETBALL CONTACT: **ANDRE FOUSHEE**

andre.foushee@uc.edu

O/C: 513-556-5182/859-797-7871

**GoBEARCATS.com**

CINCINNATI SPORTS COMMUNICATIONS: RICHARD E. LINDNER CENTER ▶ 2751 O'VARSITY WAY, SUITE 860 ▶ CINCINNATI, OHIO 45221-0021 ▶ (P) 513.556.5191 ▶ (F) 513.556.0619

## SCHEDULE/RESULTS

DAY/DATE	OPPONENT	TV	TIME/RESULT
Tues./Nov. 1	McGILL (EXH.)		W, 75-41
Tues./Nov. 8	NORTHERN KY (EXH.)		W, 66-54
Sun./Nov. 13	ALABAMA STATE	FSO	W, 65-40
Tues./Nov. 15	JACKSONVILLE ST.	FSO	W, 73-59
Sat./Nov. 19	PRESBYTERIAN		L, 54-56
Mon./Nov. 21	NORTHWESTERN ST.	FSO	W, 71-43
Fri./Nov. 25	MARSHALL	ESPN3 (OT)	L, 69-73
Tues./Nov. 29	MIAMI (OHIO)	FSO	W, 56-47
Fri./Dec. 2	at Georgia	ESPNU	W, 57-51
Sat./Dec. 10	at No. 8/8 Xavier	ESPN2	L, 53-76
Wed./Dec. 14	at Wright State	ESPN2	W, 78-58
Sat./Dec. 17	RADFORD	ESPN3	W, 101-70
Wed./Dec. 21	ARK.-PINE BLUFF	FSO	7 p.m.
Fri./Dec. 23	CHICAGO STATE	FSO	7 p.m.
Thurs./Dec. 29	vs. Oklahoma-1	ESPNU	9 p.m.
Sun./Jan. 1	at Pittsburgh*	BEN/FSO	7 p.m.
Wed./Jan. 4	NOTRE DAME*	BEN/FSO	7 p.m.
Sat./Jan. 7	ST. JOHN'S*	BEN/FSO	2 p.m.
Mon./Jan. 9	at Georgetown*	ESPNU	9 p.m.
Sat./Jan. 14	VILLANOVA*	BEN/WKRC	12 p.m.
Wed./Jan. 18	at Connecticut*	ESPN2	7 p.m.
Sat./Jan. 21	at West Virginia*	ESPNU	3 p.m.
Mon./Jan. 23	SYRACUSE*	ESPN	7 p.m.
Sat./Jan. 28	at Rutgers*	BEN/FSO	6 p.m.
Sat./Feb. 4	DePAUL*	BEN/FSO	7 p.m.
Wed./Feb. 8	at St. John's*	ESPNU	7 p.m.
Sat./Feb. 11	at Marquette*	ESPNU	3 p.m.
Wed./Feb. 15	PROVIDENCE*	ESPNU	9 p.m.
Sat./Feb. 18	SETON HALL*	BEN/FSO	4 p.m.
Thu./Feb. 23	LOUISVILLE*	ESPN/2	9 p.m.
Sun./Feb. 26	at South Florida*	BEN/WKRC	12 p.m.
Wed./Feb. 29	MARQUETTE*	ESPN/2	7 p.m.
Sat./Mar. 3	at Villanova*	ESPN/2	2 p.m.
2011 BIG EAST Championship-2			
Tues./Mar. 6	First Round	ESPN	TBA
Wed./Mar. 7	Second Round	ESPN	TBA
Thurs./Mar. 8	Quarterfinals	ESPN	TBA
Fri./Mar. 9	Semifinals	ESPN	TBA
Sat./Mar. 10	Final	ESPN	TBA
2012 NCAA Tournament-2			
Mar. 13-14	First Round-3	CBS	TBA
Mar. 15-18	Second & Third Round-4	CBS	TBA
Mar. 22-25	Regional Semi & Final-5	CBS	TBA
Mar. 31-Apr. 2	Final Four & Champ-6	CBS	TBA

\* - BIG EAST Conference game

All game times are Eastern and subject to change.

FSO - Fox Sports Ohio; ESPN/2 - Televised on either ESPN or ESPN2;  
 BEN - BIG EAST Network (FSO and WKRC-TV-Cincinnati; check local  
 listing for other markets)

1-US Bank Arena (Cincinnati, Ohio); 2-Madison Square Garden  
 (New York, N.Y.); 3-Dayton, Ohio; 4-Possible sites are  
 Albuquerque, N.M., Pittsburgh, Pa., Portland, Ore., Louisville, Ky.,  
 Columbus, Ohio, Greensboro, N.C., Nashville, Tenn.,  
 Omaha, Neb.; 5-Possible sites are Boston, St. Louis, Atlanta,  
 Phoenix; 6-New Orleans, La.

## GAME 11: ARKANSAS-PINE BLUFF (1-8) AT CINCINNATI (7-3)

Wednesday, Dec. 21 · 7 pm (ET) · Fifth Third Arena · Cincinnati, Ohio

### CINCINNATI WELCOMES ARKANSAS-PINE BLUFF ON WEDNESDAY

The University of Cincinnati welcomes Arkansas-Pine Bluff to Fifth Third Arena on Wednesday. The contest starts at 7 p.m. and will be televised by FOX Sports Ohio.

The Bearcats (7-3) posted a pair of wins last week at Wright State (78-58) and at home against Radford (101-70), displaying their best offense of the season. UC shot a combined 57.9 percent from the field (66-of-114) last week with 24 three-pointers and its first 100-plus point scoring game of the Mick Cronin era.

Arkansas-Pine Bluff (1-8) is coming off an 81-62 setback at DePaul on Saturday.

UC leads the all-time series 1-0, earning a 79-49 victory on Dec. 22, 2008.

A win Wednesday for the Bearcats would mark the 300th all-time victory at Fifth Third Arena.

### GAME AT A GLANCE

**Series Info:** Second meeting; Cincinnati leads 1-0 overall and 1-0 at Cincinnati.

**Last Meeting:** Cincinnati won 79-49 at Fifth Third Arena on Dec. 22, 2008

**Coaches:** Mick Cronin is in his sixth season at Cincinnati (94-80); ninth season overall (162-104). Cronin is 1-0 vs. Ark.-Pine Bluff  
 George Ivory is in his fourth season at Arkansas-Pine Bluff (38-67); fourth season overall (38-67).

**Rankings:** UC and Ark.-Pine Bluff are not ranked in either the Associated Press or the USA Today/ESPN Coaches poll for Dec. 19.

**Radio:** 700 WLW; Dan Hoard provides play-by-play alongside color analyst Chuck Machock. Mo Egger serves as host/engineer.

**TV:** Fox Sports Ohio; Tom Gelehrter provides play-by-play alongside color analyst Terry Nelson. Brian Hunterman serves as producer. David Ashbrock directs. (Time Warner Cable in Cincinnati: 43/309/310/1309; Direct TV: 660/661;

Dish Network: 425/427; AT&T-Cincinnati 732/1732; AT&T-Ohio: 734/1734)

(For other viewing areas visit: [www.foxsportsouthio.com/pages/channelfinder](http://www.foxsportsouthio.com/pages/channelfinder))

**UC Twitter Page:** @GoBEARCATS

### CINCINNATI PROBABLE STARTERS & ROSTER

No.	Name	Pos.	Ht.	Wt.	Cl.	Hometown	GP/GS	PPG	RPG	APG	MIN
1	Cashmere Wright	G	6-0	175	R-Jr.	Savannah, Ga.	10/10	10.6	3.7	4.9	32.1
3	Dion Dixon	G	6-3	195	Sr.	Chicago, Ill.	10/10	13.3	4.0	1.7	32.6
23	Sean Kilpatrick	G	6-4	215	R-So.	White Plains, N.Y.	10/10	15.2	4.6	1.6	34.5
44	JaQuon Parker	G	6-3	210	Jr.	Suffolk, Va.	3/2	9.0	6.0	1.3	21.3
5	Justin Jackson	F	6-8	210	So.	Cocoa Beach, Fla.	10/9	5.0	5.5	2.1^	25.3
<b>Off the Bench</b>											
0	Jeremiah Davis III	G	6-3	200	Fr.	Muncie, Ind.	5/0	1.6	1.2	0.8	9.6
10	Alex Eppensteiner	G	6-3	210	Jr.	Cincinnati, Ohio	4/0	0.0	0.0	0.3	1.8
14	Ge'Lawn Guyn	G	6-1	175	Fr.	Georgetown, Ky.	9/0	2.8	0.7	0.7	12.0
15	Jermaine Sanders	F	6-5	225	Fr.	Far Rockaway, N.Y.	10/0	3.3	1.1	0.3	9.4
24	Kelvin Gaines	C	6-10	225	R-Fr.	Ocala, Fla.	9/0	0.6	2.0	1.3^	8.6
<b>Currently Suspended</b>											
2	Octavius Ellis*	F	6-9	200	Fr.	Memphis, Tenn.	3/0	2.3	1.7	0.7^	8.3
13	Cheikh Mbodj*	C	6-10	245	Jr.-Tr.	Dakar, Senegal	5/1	4.6	3.0	1.5^	16.4
34	Yancy Gates*	F	6-9	260	Sr.	Cincinnati, Ohio	8/8	13.5	9.5	1.3^	34.4

^ - blocks; \* - currently under suspension

### STREAKS, STORYLINES, SIDEBARS

- ▶ **Cashmere Wright** was named to the weekly BIG EAST Conference Honor Roll on Monday following his play last week in Bearcats wins at Wright State and against Radford. Wright averaged 18.5 points while shooting 57.7 percent from the field (15-of-26) and 37.5 percent from three-point range (6-of-16) for the week. He handed out 14 assists with only three turnovers to go with two steals and nine rebounds.
- ▶ **Sean Kilpatrick** is averaging 18.0 points in the last two contests. He has made 47.1 percent of his three-point

attempts (8-of-17) and has shot 53.8 percent from the field (14-of-26).

- ▶ **JaQuon Parker** is averaging 9.0 points and 6.0 rebounds while shooting 58.8 percent (10-of-17) from the field in his three games played this season.
- ▶ The Bearcats are 299-65 (.821) all-time at Fifth Third Arena since the building opened in 1989-90 (now in 23rd season).
- ▶ UC has won 28 of its last 31 nonconference regular-season home games.

## 2011-12 QUICK FACTS

Location .....	Cincinnati, OH 45221
Founded .....	1819
Enrollment .....	42,421
Affiliation /Conference .....	NCAA Division I / BIG EAST
Nickname .....	Bearcats
Colors .....	Red & Black
Arena / Capacity .....	Fifth Third Arena / 13,176
President .....	Dr. Gregory H. Williams
Alma Mater, Year .....	Ball State, 1966
Athletics Director .....	Whit Babcock
Alma Mater, Year .....	James Madison, 1992
Faculty Representative .....	Dr. Fritz Russ

## HISTORY

First Year of Basketball .....	1901-02
All-time Record .....	1,607-945 (.630)/2,552 games
NCAA Tournament appearances/last .....	25/2011
NCAA Tournament record .....	41-22 (.651)
Postseason NIT appearances/last .....	10/2010
Last Postseason Opponent .....	Connecticut (NCAA, 2011)
Result .....	vs. UConn 69, UC 58 (Third Round)

## 2010-11 TEAM INFORMATION

Overall Record .....	26-9
BIG EAST Record/Finish .....	11-7 (T-6th)
Leading Scorer .....	Yancy Gates, F (11.9 ppg)
Leading Rebounder .....	Yancy Gates, F (6.9 rpg)
Leading Assists .....	Cashmere Wright, G (3.9 apg)

## 2011-12 TEAM INFORMATION

Starters Returning/Lost .....	3/2
Letterwinners Returning/Lost .....	7/7
Percent of scoring returning .....	65.9
Percent of rebounding returning .....	57.9

## COACHING STAFF

Head Coach .....	Mick Cronin (Cincinnati '97)
Basketball Office Phone .....	(513) 556-0697
Best time to reach coach .....	Weekday mornings
Associate Head Coach .....	Larry Davis (Asbury '78)
Assistant Coach .....	George Jackson (Wittenberg '79)
Assistant Coach .....	Darren Savino (Jersey City College '94)
Dir. of Operations .....	Drew Seidenberger (Cincinnati '09)
Dir. of Student Devel. ....	Chris Shumate (Murray State '04)
Video Coordinator .....	Mark Berger (Cincinnati '01)
Athletics Trainer .....	Jeff Carrico (Eastern Kentucky '93)
Strength Coach .....	Dave Andrews (Ohio State '04)
Administrative Assistant .....	Winona Shaw-Gunn

## UC SPORTS COMMUNICATIONS

Basketball Contact .....	Andre Foushee, Ast. Sports Comm. Dir.
Office // Cell .....	(513) 556-5182 // (859) 797-7871
Fax .....	(513) 556-0619
Email .....	andre.foushee@uc.edu
Twitter .....	@GoBEARCATS or @Andre_UCSID
Assoc. AD/External & Media Communications .....	Doug Mosley
Office // Cell .....	(513) 556-0667 // (318) 366-8734
Email .....	doug.mosley@uc.edu
Web site .....	GoBEARCATS.com
Fifth Third Arena press row .....	(513) 556-3800

## SCOUTING ARKANSAS-PINE BLUFF

- ▶ Arkansas-Pine Bluff enters Wednesday's game with a 1-8 overall record after suffering an 81-62 setback at DePaul on Saturday.
- ▶ Senior Savalace Townsend leads the Golden Lions in scoring (18.9 points per game), assists (2.9 apg) and steals (3.1 spg).
- ▶ Mitchell Anderson leads the team in rebounding (6.7 rpg) and blocks (1.0 bpg).
- ▶ Arkansas-Pine Bluff plays its first 16 games of the season away from home. Wednesday's game at Cincinnati marks the 10th game in that stretch. The Golden Lions' first home game is against Southern on Jan. 4, 2012.

## THE ARKANSAS-PINE BLUFF SERIES

- ▶ Wednesday's contest marks the second game all-time in series history. Cincinnati claimed a 79-49 victory at Fifth Third Arena on Dec. 22, 2008.
- ▶ Cincinnati holds an 11-0 record all-time against teams from the Southwestern Athletic Conference with victories against Alcorn State (2-0), Alabama State (1-0), Arkansas-Pine Bluff (1-0), Jackson State (1-0), Mississippi Valley State (1-0), Prairie View A&M (1-0), Southern (1-0) and Texas Southern (3-0).

## UC ANNOUNCED SUSPENSIONS ON DEC. 11

- ▶ The University of Cincinnati announced the suspension of four men's basketball student-athletes on Dec. 11 for their participation in a fight that brought a premature end to UC-Xavier game on Dec. 10.
- ▶ **Yancy Gates, Octavius Ellis and Cheikh Mbodj** were suspended for a total of six games and **Ge'Lawn Guyn** for one game. The suspensions took effect immediately and were concurrent with the NCAA-standard one-game mandated suspensions that would be applied to Gates and Mbodj for ejections from the game for fighting.
- ▶ "After reviewing all available video and giving due deliberation to the seriousness of this behavior, we have decided to take these actions," said UC athletic director Whit Babcock. "We want to deal with this in a prompt and direct manner and send the message that we will not tolerate this from those who have the privilege of representing the University of Cincinnati."
- ▶ "We have advised the BIG EAST Conference of our decision and the measures we're taking. I'm thankful for the full support of (UC) President (Gregory H.) Williams and (UC men's basketball head coach) Mick Cronin."
- ▶ "Further, I want to apologize to our students, alumni, faculty and staff, as well as to our fans and community. We hold our student-athletes to a very high standard and take very seriously the role that our entire department plays in reflecting the overall image of this great university. We will continue to work diligently to represent the Bearcat family and the Cincinnati community in a first-class manner. There will be zero tolerance for a repeat of this behavior."

## STATUS UPDATE &amp; MISSING PRODUCTION

- ▶ **Ge'Lawn Guyn** served his one-game suspension on Wednesday when UC played at Wright State. He saw action against Radford on Saturday.
- ▶ Three players will continue to serve their suspensions when UC welcomes Arkansas-Pine Bluff. Wednesday's contest marks the third game of six to be missed by

## Gates, Mbodj and Ellis.

- ▶ The threesome of players had combined to account for the following amount of UC's production prior to the suspensions:
  - ▶ 32.8 percent of the team's rebounding (96 of 293)
  - ▶ 32.6 percent of the team's blocks (14 of 43)
  - ▶ 27.7 percent of the team's scoring (138 of 498)
  - ▶ 16.4 percent of the team's steals (9 of 55)
  - ▶ 12.6 percent of the team's assists (11 of 87)

## WRIGHT NAMED TO WEEKLY BIG EAST HONOR ROLL

- ▶ UC junior guard Cashmere Wright has been named to the weekly BIG EAST Conference honor roll following his play last week in Bearcats wins at Wright State and against Radford.
- ▶ Wright averaged 18.5 points while shooting 57.7 percent from the field (15-of-26) and 37.5 percent from three-point range (6-of-16) for the week. He handed out 14 assists with only three turnovers to go with two steals and nine rebounds.
- ▶ Saturday against Radford, Wright led UC with a career-high 25 points on 10-of-16 shooting with a season-high four three-pointers in the Bearcats' 101-70 home win. He also dished out six assists without a turnover.
- ▶ Wednesday at Wright State, Wright scored 12 points on 5-of-10 shooting. He handed out eight assists with three turnovers against the Raiders.
- ▶ Wright currently ranks fourth on the team in scoring, averaging 10.6 points. He leads all Bearcats with 4.9 assists per game. Over the past six games, Wright has dished out 38 assists while committing 11 turnovers.
- ▶ The BIG EAST Conference announced its weekly award winners on Monday. Louisville's Russ Smith was named the BIG EAST Player of the Week while Connecticut's Andre Drummond earned Rookie of the Week accolades. Wright was joined by Marquette's Todd Mayo, Seton Hall's Herb Pope, Syracuse's Dion Waiters and West Virginia's Kevin Jones on the list for honor roll recognition.

## OFFENSIVE TURNAROUND

- ▶ Cincinnati has displayed its best offensive attack of the season over the past two games, shooting 57.9 percent from the field (66-of-114), making 24 three-pointers and averaging 89.5 points. (A production comparison follows.)
- ▶ UC went on four runs of 10 or more points against Radford (12/17). That equalled the number of 10-plus point runs the Bearcats had recorded all season entering the contest.
- ▶ Junior guard Cashmere Wright has led the UC offense over the past two games, averaging 18.5 points while shooting 57.7 percent from the field (15-of-26) to go with 14 assists and only three turnovers.
- ▶ Sophomore Sean Kilpatrick is averaging 18.0 points in the last two contests. He has made 47.1 percent of his three-point tries (8-of-17) and has shot 53.8 percent from the field (14-of-26).
- ▶ Against Wright State, UC shot 43.8 percent (14-of-32) from three-point range. The 14 made three-pointers were a season high and the most since the Bearcats made 14 vs. Utah Valley State (12/11/10). It tied for the second-most threes made in a game in the Cronin era (17 vs. Wofford 11/21/06).
- ▶ The Bearcats shot a season-best 60.3 percent from the

field against Radford (38-of-63) en route to posting 101 points, the most points scored in a game during the Mick Cronin era.

#### PRODUCTION COMPARISON (SINCE XAVIER LOSS)

Category	UC Since	Thru 8 Games
Points	89.5	62.2
FG Shooting	66-of-114	184-of-443
FG Pct.	57.9%	41.5%
Opp FG Shooting	46-of-109	168-of-428
Opp FG Pct.	42.2%	39.3%
3-FG Shooting	24-of-53	43-of-126
3-FG Pct.	45.3%	34.1%
Opp 3-FG Shooting	12-of-32	35-of-122
Opp 3-FG Pct.	37.5%	28.7%
FT Pct.	60.5%	60.8%
Rebounds Per Game	32.5	36.6
Opp Rebounds Per Game	30.0	33.0
Rebounding Margin	+2.5	+3.6
Assists Per Game	17.5	10.9
Turnovers Per Game	11.5	13.3
Steals Per Game	7.0	6.9
Blocks Per Game	6.5	5.4

#### FIFTH THIRD ADVANTAGE

- The Bearcats are 299-65 (.821) in games at Fifth Third Arena since the building opened in 1989-90 (now in 23rd season).
- Under Mick Cronin, UC is 62-30 in Fifth Third (.674).
- UC had won 20 consecutive home nonconference regular-season games before dropping a 56-54 decision to Presbyterian on Nov. 19.
- UC won its first 13 home games last season before dropping a 66-55 decision to West Virginia on Jan. 29.
- The Bearcats' home mark last season was 15-3, their most home wins since posting a 15-5 mark during the 2005-06 season.

#### BEARCATS VS. NONCONFERENCE FOES AT HOME

- UC has won 28 of its last 31 nonconference regular-season home games with losses coming against Marshall (73-69 [OT] on 11/25/11), Presbyterian (56-54 on 11/17/11) and Xavier (76-66 on 12/13/08).
- UC had won 20 consecutive home nonconference regular-season games before dropping a 56-54 decision to Presbyterian on Nov. 19.
- The Bearcats posted a perfect 9-0 home mark against non-BIG EAST competition last season. It also marked UC's first undefeated season (13-0) against nonconference opponents overall since a 14-0 mark in 1998-99.
- Since Mick Cronin took over the Bearcats program in 2006-07, Cincinnati is 51-21 (.708) against regular-season non-conference foes, including a 42-8 (.840) home record.

#### KILPATRICK LEADS UC IN SCORING

- Sophomore guard **Sean Kilpatrick** leads all Bearcats in scoring (15.2 points per game), three-point shooting (41.7 percent [25-of-60]) and free-throw shooting (82.6 percent [19-of-23]), while ranking second in field goal shooting (47.0 percent [54-of-115]).
- Kilpatrick scored a game-high 20 points at Wright State (12/14). He connected on 7-of-15 shooting from the field and 6-of-12 shooting from three-point range. His six made three-pointers were a career high.

#### MISCELLANEOUS STATISTICS

<b>LEADING SCORER</b>		<b>JUMP BALLS CONTROLLED</b>		<b>LARGEST UC WIN</b>	
Sean Kilpatrick	4	<b>Opponents</b>	<b>4</b>	31 vs. Radford (12/17/11)	
Yancy Gates	3	<b>Cincinnati</b>	<b>6</b>		
Cashmere Wright	2	Yancy Gates	6		
Cheikh Mbodj	1	Justin Jackson	0	<b>LARGEST UC WIN IN BIG EAST</b>	
				n/a	
<b>LEADING REBOUNDER</b>		<b>FIRST SCORE</b>		<b>LARGEST UC DEFEAT</b>	
Yancy Gates	7	<b>Opponents</b>	<b>2</b>	23, 76-53 at Xavier (12/10/11)	
Dion Dixon	2	<b>Cincinnati</b>	<b>8</b>		
Justin Jackson	2	Dion Dixon	2	<b>LARGEST UC DEFEAT IN BIG EAST</b>	
JaQuon Parker	1	Yancy Gates	2	n/a	
		Justin Jackson	1		
<b>LEADER IN ASSISTS</b>		Cheikh Mbodj	1	<b>LARGEST UC DEFICIT OVERCOME IN VICTORY</b>	
Cashmere Wright	8	JaQuon Parker	1	12 in first half at Georgia (12/2/11)	
Dion Dixon	2	Cashmere Wright	1		
Yancy Gates	1	<b>RUNS OF 10-0 OR BETTER</b>		<b>LARGEST UC LEAD LOST IN DEFEAT</b>	
Justin Jackson	1	<b>Opponents</b>	6	15 in second half vs. Presbyterian (11/19/11)	
Sean Kilpatrick	1	<b>Cincinnati</b>	8		
<b>20-POINT SCORING GAMES</b>		<b>LARGEST HALFTIME LEAD</b>		<b>MOST CONSECUTIVE UC PTS</b>	
Sean Kilpatrick	2	32, 55-23 vs. Radford (12/17/11)		17 at Wright State (12/14/11)	
Cashmere Wright	2	<b>LARGEST BIG EAST HALFTIME LEAD</b>			
Dion Dixon	1	n/a		<b>MOST CONSECUTIVE OPP PTS</b>	
<b>30-POINT SCORING GAMES</b>		<b>LARGEST HALFTIME DEFICIT</b>		12, 2x, last at Xavier (12/10/11)	
		9, 2x, last at Xavier (12/10/11)		<b>LONGEST WINNING STREAK</b>	
<b>TECHNICAL FOULS</b>		<b>LARGEST BIG EAST HALFTIME DEFICIT</b>		2 games, 3x, last 12/14 through 12/17	
Yancy Gates	1	n/a		<b>LONGEST LOSING STREAK</b>	
Cheikh Mbodj	1			1 game, 3x, last (12/10/11)	
Ge'Lawn Guyn	1	<b>LARGEST UC LEAD</b>		<b>LARGEST HOME CROWD</b>	
<b>UC'S FIRST SUBSTITUTION</b>		43 vs. Radford (12/17/11)		7,021 vs. Marshall (11/25/11)	
Kelvin Gaines	3	<b>LARGEST UC LEAD IN BIG EAST</b>			
Ge'Lawn Guyn	3	n/a		<b>LARGEST ROAD CROWD</b>	
Jermaine Sanders	3	<b>LARGEST UC DEFICIT</b>		10,250 at Xavier (12/10/11)	
Cheikh Mbodj	2	23 at Xavier (12/10/11)		<b>LARGEST NEUTRAL CROWD</b>	
Justin Jackson	1	<b>LARGEST UC DEFICIT IN BIG EAST</b>		n/a	
JaQuon Parker	1				
Jeremiah Davis	1				

- Kilpatrick has scored in double figures in nine of 10 games this season, including a season-high 22 points on 7-of-15 shooting and four three-pointers at Georgia (12/2).
- Kilpatrick has made three or more three-pointers in four games this season and 10 contests during his career.

#### UC TIP-INS

- Senior guard **Dion Dixon** has scored in double figures in nine of 10 games, including a season-high 20-point effort against Jacksonville State (11/15).
- Dixon has made four or more three-pointers twice this season against both Jacksonville State (11/15) and at Georgia (12/3).
- Kilpatrick and Dixon combined to score 31 of UC's 36 second-half points in the Bearcats rally past Georgia

(12/3) in Athens, Ga. The duo combined to shoot 6-of-8 from three-point range in the second stanza.

- Sophomore forward **Justin Jackson** leads the Bearcats in blocks (2.1) and field goal shooting (52.6 percent [20-of-38]). He is second in rebounding (5.5) and tied for third in steals (1.2). Jackson posted a career-high four blocks against Radford (12/17).
- After starting the season with 11 assists and 17 turnovers through four games, redshirt-junior guard **Cashmere Wright** has compiled 38 assists and only 11 turnovers in the last six contests. He handed out 10 assists without a turnover against Marshall (11/25) and six assists without a turnover against Radford (12/17).
- Junior guard **JaQuon Parker** is averaging 9.0 points and 6.0 rebounds while shooting 58.8 percent (10-of-

## BEARCATS RECORD WHEN

	06-07	07-08	08-09	09-10	10-11	11-12	Cronin
Home games	10-8	10-7	13-5	13-5	15-3	5-2	65-30
Away games	0-9	3-11	4-7	2-9	7-4	2-1	17-41
Neutral site games	1-2	0-1	1-2	4-2	4-2	0-0	10-9
BIG EAST games	2-14	8-10	8-10	7-11	11-7	0-0	36-52
vs. Top 25 teams	0-4	2-5	1-7	3-6	3-7	0-1	9-30
vs. RPI Top 100 teams	2-13	7-12	5-11	8-15	8-9	1-1	31-62
Overtime games	2-0	1-1	2-1	0-3	1-0	0-1	6-6
Lead at halftime	6-1	10-3	11-3	13-4	25-0	6-1	71-12
Trail at halftime	4-17	3-15	6-11	4-11	0-9	1-2	18-65
Tied at halftime	1-1	0-1	1-0	2-1	1-0	0-0	5-3
Lead with 10:00 remaining	10-1	9-1	14-1	13-3	26-0	7-2	79-8
Trail with 10:00 remaining	1-18	1-18	3-13	6-11	0-9	0-1	11-69
Tied with 10:00 remaining	0-0	3-0	1-0	0-2	0-0	0-0	4-2
Lead with 5:00 remaining	9-3	11-1	17-1	18-2	25-0	7-2	87-9
Trail with 5:00 remaining	0-16	2-17	1-13	0-13	0-9	0-1	3-68
Tied with 5:00 remaining	2-0	0-1	0-0	1-1	1-0	0-0	4-2
Lead with 2:00 remaining	10-2	11-1	16-0	18-2	25-1	7-1	87-7
Trail with 2:00 remaining	0-17	1-17	2-14	1-14	0-8	0-2	4-71
Tied with 2:00 remaining	1-0	1-1	0-0	—	1-0	0-0	3-1
Shoot better from the field	8-2	8-3	13-1	15-4	22-0	6-1	72-11
Shoot worse from the field	3-17	5-16	5-13	4-12	4-9	1-2	22-69
Shoot 50% or better	0-2	—	4-1	8-1	7-0	3-0	22-4
Shoot below 50%	11-17	13-19	14-13	11-15	16-8	4-3	68-75
Opp. shoots 50% or better	1-9	0-6	0-6	0-2	2-4	0-1	3-28
Opp. shoots below 50%	10-10	13-13	18-8	19-14	22-5	7-2	89-52
Opp. shoots below 40%	7-1	6-1	9-3	10-3	17-0	5-0	54-8
Make 7 or fewer 3-pointers	10-12	8-12	7-11	13-12	21-6	3-3	61-56
Make more than 7 3-pointers	1-7	5-7	11-3	6-4	6-4	4-0	34-25
Shoot more FTs than opp.	7-3	6-3	12-1	11-2	22-2	3-1	59-12
Out-rebound the opponent	9-5	10-11	13-4	17-8	24-3	5-1	78-32
Opponent out-rebounds UC	2-14	3-7	2-9	2-8	2-5	1-2	12-45
Same number of rebounds	0-0	0-1	3-1	0-0	0-1	1-0	4-3
Commit fewer turnovers	7-11	4-5	9-3	7-6	16-6	5-3	48-34
Commit the same or more TOs	4-8	9-14	9-11	12-10	9-2	2-0	45-45
Commit 12 or fewer turnovers	7-9	4-7	5-4	5-5	10-5	3-3	34-33
Outscore opponents' bench	6-8	8-6	15-9	19-11	24-7	3-0	75-41
1-3 point games	1-4	5-5	2-0	4-5	2-1	0-1	14-16
4-5 point games	0-1	2-1	2-1	3-2	0-		
2	1-0	24-20					
11-19 point games	4-10	3-5	4-4	4-4	8-5	1-0	24-28
20-plus point games	1-2	1-2	5-3	4-1	9-1	4-1	24-10
Score 59 or fewer points	0-9	3-7	1-6	0-7	3-8	2-2	9-39
Score 60-69 points	6-7	8-7	4-6	9-4	9-1	1-1	37-26
Score 70 or more points	5-3	2-5	13-2	10-5	14-0	4-0	48-15
Hold opp. to 50 or fewer points	3-0	3-0	4-0	1-0	7-0	3-0	21-0
Hold opp. to 51-60 points	3-4	5-1	6-2	9-2	12-1	3-1	38-11
Hold opp. to 61-70 points	3-2	5-5	5-3	7-4	5-5	1-0	26-19
Opp. scores 70-plus points	2-13	0-13	3-9	2-10	2-3	0-2	9-50
November	5-1	4-2	5-1	4-1	5-0	4-2	27-7
December	4-3	1-5	5-2	5-2	9-0	3-1	27-13
January	1-7	5-4	4-4	5-4	4-4	0-0	19-24
February	1-7	3-3	4-3	2-5	4-3	0-0	14-21
March	0-1	0-5	0-4	3-4	4-2	0-0	7-16
Monday	0-0	1-0	3-2	2-2	2-0	1-0	9-4
Tuesday	0-2	1-1	1-2	4-2	3-0	2-0	11-7
Wednesday	4-5	4-5	4-1	7-3	9-1	1-0	29-15
Thursday	0-1	0-2	3-0	1-2	3-1	0-0	7-6
Friday	1-0	1-1	0-1	—	1-0	1-1	4-3
Saturday	5-7	6-5	6-5	5-3	8-4	1-2	31-32
Sunday	1-4	0-5	1-3	0-4	0-3	1-0	3-19

17) from the field in three games since missing the first seven contests due to a tear in his right groin. He grabbed a career-high nine rebounds against Radford (12/17). He made his first start of the season at Wright State (12/14), scoring 14 points on 5-of-8 shooting from the field to go with two threes and six rebounds.

- Freshman forward **Jermaine Sanders** is averaging 11.0 points in the last two games, scoring nine points at Wright State (12/14) and 12 against Radford (12/17). He has made his last five three-point attempts of the season and is shooting 62.5 percent (5-of-8) from beyond the arc this season. Sanders has averaged 20.0 minutes a game in the last two contests.
- Senior forward **Yancy Gates** has recorded four double-doubles this season, posting 18 points and 12 rebounds at Xavier, 15 and 11 against Alabama State, 18 and 11 against Northwestern State and 10 and 10 against Miami (Ohio).
- Gates ranks second among current BIG EAST players with 17 career double-double games. Seton Hall's Herb Pope has 27 career double-doubles.
- Gates has scored in double figures in 15 of his last 17 games dating back to a 21-point effort at Providence (2/19) last season. He managed eight points against Jacksonville State (11/21) and five points at Georgia (12/2).
- Gates has led UC in rebounding in seven games this season with a season-high 12 rebounds at Xavier (12/10). He is averaging a career-best 9.5 rebounds.

## BEARCATS ON DEFENSE

- Cincinnati led the BIG EAST Conference, allowing 59.6 points per game in 2010-11. The Bearcats are allowing 57.3 points through 10 games this season.
- In NCAA rankings (games through 12/18) Cincinnati ranks nationally in blocked shots (24th at 5.6 bpg) and scoring defense (25th at 57.3 ppg). UC also ranks 12th in the nation for fewest fouls committed at 14.8 per game.
- The Bearcats have held 12 of their last 15 nonconference regular-season opponents under 60 points.
- The Bearcats have recorded 56 blocks this season (5.6 per game). **Justin Jackson** leads all UC players with 21 rejections this season (2.1 per game). UC posted 10 blocks against Alabama State in the season opener and nine against Jacksonville State.
- UC is limiting its opponents to 30.5 percent shooting from beyond the arc (47-of-154). Four of the Bearcats' 10 opponents have shot 25 percent or worse from three-point range: Alabama State (14.3 percent [3-of-21]), Jacksonville State (21.4 percent [3-of-14]), Northwestern State (25.0 percent [4-of-16]) and Georgia (21.4 percent [3-of-14]).
- Cincinnati held Georgia to only one basket during a 12:44 stretch in the second half. Between 13:02 and 0:18, the Bulldogs' only basket came on jumper by Marcus Thornton at 6:04. The Bearcats held UGA without a basket for two long stretches in the second stanza - 6:58 and 5:46. The Bulldogs managed only six field goals in the second half.
- The Bearcats allowed only 21 points to Georgia in the second half, the fewest points a UC opponent has scored in the second stanza this season.
- UC allowed only 14 first-half points to Alabama State on Nov. 13, the fewest points scored in a first half by a Bearcat opponent during the Mick Cronin era.

- The 40 points allowed to Alabama State were the third fewest surrendered by a Cronin-coached squad at UC behind only 34 to Dayton (11/27/10) and 39 to Howard (11/10/07).

**RETURN TO SENDER**

- The 2011-12 Cincinnati defense has accounted for 56 blocks this season (5.6 per game).
- This season's team is on schedule for 174 blocks by the end of the regular season which would rank first among squads during the Cronin era.

Rk	Team	Blocks	Average
1.	2010-11	129	3.69
2.	2009-10	107	3.06
3.	2008-09	103	3.22
4.	2007-08	73	2.28
5.	2006-07	58	1.93
6.	<b>2011-12</b>	<b>56</b>	<b>5.6</b>

**LAST GAME RECAP: UC 101, RADFORD 70**

- Cashmere Wright scored a career-high 25 points to lead four Bearcats in double figures as Cincinnati scored its most points during the Mick Cronin era in a 101-70 home win against Radford.
- Wright made 10-of-16 attempts from the field, including a season-high four three-pointers to go with six assists, no turnovers, two steals and five rebounds. Sean Kilpatrick added 16 points on 7-of-11 shooting. Dion Dixon supplied 15 points and Jermaine Sanders had 12 points.
- Jareal Smith led Radford with 22 points.
- The Bearcats started the game with 12 consecutive points and never looked back, leading by 27 points at 34-7 at 9:45 in the first half and 55-23 at intermission. The margin grew to as much as 43 points at 71-28 with 14:54 left in the game.
- UC shot a season-high 60.3 percent from the field (38-of-63) and made 47.6 percent of its three-point tries (10-of-21). The Bearcats outscored the Highlanders 30-7 on points off turnovers and 28-5 on fastbreak points.

**WIN-LOSS COMPARISON**

Category	UC Win	UC Loss
Points	71.6	58.7
FG Shooting	184-of-373	66-of-184
FG Pct.	49.3%	35.9%
Opp FG Shooting	138-of-374	76-of-163
Opp FG Pct.	36.9%	46.6%
3-FG Shooting	55-of-129	12-of-50
3-FG Pct.	42.6%	24.0%
Opp 3-FG Shooting	30-of-112	17-of-42
Opp 3-FG Pct.	26.8%	40.5%
FT Pct.	60.5%	61.5%
Rebounds Per Game	36.4	34.3
Opp Rebounds Per Game	30.4	37.0
Rebounding Margin	+6.0	-2.7
Assists Per Game	13.3	9.7
Turnovers Per Game	14.4	9.3
Steals Per Game	7.0	6.7
Blocks Per Game	6.3	4.0

**2011-12 BIG EAST CONFERENCE****2011-12 BIG EAST CONFERENCE STANDINGS**

(through Dec. 18)

Team	BIG EAST	Pct.	Overall	Pct.
Syracuse	0-0	.000	11-0	1.000
Louisville	0-0	.000	10-0	1.000
Marquette	0-0	.000	10-0	1.000
Pittsburgh	0-0	.000	10-1	.909
Connecticut	0-0	.000	9-1	.900
Georgetown	0-0	.000	9-1	.900
Seton Hall	0-0	.000	9-1	.900
Providence	0-0	.000	9-2	.818
West Virginia	0-0	.000	7-2	.778
DePaul	0-0	.000	8-3	.727
<b>Cincinnati</b>	<b>0-0</b>	<b>.000</b>	<b>7-3</b>	<b>.700</b>
Notre Dame	0-0	.000	7-5	.583
Rutgers	0-0	.000	6-5	.545
USF	0-0	.000	6-5	.545
Villanova	0-0	.000	6-5	.545
St. John's	0-0	.000	5-5	.500

**THE BIG EAST SCHEDULE**

Date	Time	Game	TV
Dec. 21	7:00	Seton Hall at Dayton	
Dec. 21	7:00	Texas Pan American at St. John's	
Dec. 21	7:00	Arkansas - Pine Bluff at Cincinnati	FSO
Dec. 21	8:30	Cal Poly at DePaul	
Dec. 22	7:00	Fairfield at Connecticut	
Dec. 22	7:00	Memphis at Georgetown	ESPN2
Dec. 22	7:00	Tulane at Syracuse	
Dec. 22	7:00	American at Villanova	
Dec. 22	7:00	West Virginia vs. Missouri State	ESPN3
Dec. 22	7:30	NJIT at Rutgers	
Dec. 22	8:00	USF at Southern Mississippi	
Dec. 22	9:00	Milwaukee at Marquette	
Dec. 23	7:00	Western Kentucky at Louisville	ESPN2
Dec. 23	7:00	Chicago State at Cincinnati	FSO
Dec. 23	7:00	Providence at URI	
Dec. 23	7:00	Seton Hall at Longwood	BEN
Dec. 23	8:00	Wagner at Pittsburgh	ESPNU
Dec. 23	9:00	West Virginia vs. Baylor	ESPN2
Dec. 27	7:00	Pittsburgh at Notre Dame	ESPN2
Dec. 27	7:00	Providence at St. John's	
Dec. 28	7:00	Georgetown at Louisville	ESPN2
Dec. 28	7:00	Seton Hall at Syracuse	CD
Dec. 28	7:00	Villanova at West Virginia	BEN
Dec. 28	9:00	Connecticut at USF	BEN
Dec. 29	7:00	Florida at Rutgers	ESPN2
Dec. 29	9:00	Oklahoma at Cincinnati	ESPNU
Dec. 29	9:00	Vanderbilt at Marquette	ESPN2
Dec. 30	9:00	West Virginia at Seton Hall	ESPN2

**CINCINNATI IN BIG EAST STATISTICS**

(through Dec. 18)

CATEGORY	TEAM	[NATIONAL] RANK (STAT)
Scoring.....		14th (67.7)
Scoring Defense .....		2nd (57.3)
Scoring Margin.....		9th (+10.4)
Free Throw Pct. ....		16th (.608)
Field Goal Pct. ....		10th (.449)
Field Goal Pct. Defense.....		8th (.399)
3-Pt Field Goal Pct. ....		3rd (.374)
3-Pt Field Goal Pct. Defense .....		3rd (.305)
Rebounding Offense .....		11th (35.8)
Rebounding Defense .....		8th (32.4)
Rebounding Margin .....		8th (+3.4)
Blocked Shots.....		3rd (5.60)
Assists .....		13th (12.20)
Steals .....		T-9th (6.90)
Turnover Margin.....		9th (+1.40)
Assist-to-Turnover Ratio.....		13th (0.95)
Offensive Rebounds .....		8th (12.50)
Defensive Rebounds.....		13th (23.30)
3-Pt Field Goals Made .....		5th (6.70)

**INDIVIDUAL****PLAYER [NATIONAL] RANK (STAT)****Scoring**

Sean Kilpatrick .....	15th (15.2)
Yancy Gates.....	T-25th (13.5)
Dion Dixon .....	28th (13.3)

**Rebounding**

Yancy Gates.....	T-3rd (9.5)
------------------	-------------

**Assists**

Cashmere Wright.....	6th (4.90)
----------------------	------------

**3-PT FG Made**

Sean Kilpatrick .....	9th (2.50)
-----------------------	------------

**3-PT FG Pct.**

Sean Kilpatrick .....	9th (.417)
-----------------------	------------

**Blocked Shots**

Justin Jackson .....	4th (2.10)
Kelvin Gaines .....	T-13th (1.33)

**Assist-to-Turnover Ratio**

Cashmere Wright.....	15th (1.75)
----------------------	-------------

**Offensive Rebounds**

Yancy Gates.....	8th (2.75)
------------------	------------

**Defensive Rebounds**

Yancy Gates.....	2nd (6.75)
------------------	------------

## THE POLLS

## ASSOCIATED PRESS (DEC. 19)

Rk	Team	Record	Pts.	Prv.
1.	Syracuse (53)	11-0	1585	1
2.	Ohio St. (5)	10-1	1474	2
3.	Kentucky (4)	9-1	1457	3
4.	Louisville (2)	10-0	1364	4
5.	North Carolina	9-2	1340	5
6.	Baylor	9-0	1271	6
7.	Duke	9-1	1266	7
8.	Connecticut	9-1	1102	9
9.	Missouri	11-0	1076	10
10.	Marquette	10-0	1021	11
11.	Florida	8-2	946	13
12.	Kansas	7-2	939	12
13.	Wisconsin	10-2	746	14
14.	Xavier	8-1	728	8
15.	Pittsburgh	10-1	707	15
16.	Georgetown	9-1	644	16
17.	Indiana	10-0	601	18
18.	Mississippi St.	11-1	576	17
19.	Michigan St.	9-2	413	21
20.	Michigan	9-2	381	20
21.	UNLV	11-2	251	NR
22.	Murray St.	12-0	222	24
23.	Creighton	8-1	130	25
24.	Virginia	9-1	102	NR
25.	Illinois	10-1	96	19

**Others Receiving Votes:** Harvard 88, San Diego St. 67, Stanford 61, Saint Louis 33, Gonzaga 23, Kansas St. 22, Texas A&M 18, Alabama 8, Wichita St. 8, Northern Iowa 7, Cleveland St. 7, California S, Vanderbilt 5, Northwestern 4, Ohio 3, Long Beach St. 2, Indiana St. 1.

## USA TODAY/ESPN (DEC. 19)

Rk	Team	Record	Pts.	Prv.
1.	Syracuse (30)	11-0	774	1
2.	Ohio St. (1)	10-1	713	2
3.	Kentucky	9-1	702	3
4.	Louisville	10-0	679	4
5.	Duke	9-1	637	5
6.	North Carolina	9-2	623	6
7.	Baylor	9-0	570	7
8.	Missouri	11-0	560	8
9.	Connecticut	9-1	526	10
10.	Marquette	10-0	503	11
11.	Kansas	7-2	471	12
12.	Florida	8-2	447	13
13.	Pittsburgh	10-1	386	14
14.	Wisconsin	10-2	361	15
15.	Xavier	8-1	318	9
16.	Georgetown	9-1	301	17
17.	Mississippi St.	11-1	277	16
18.	Indiana	10-0	245	20
19.	Michigan	9-2	221	18
20.	Michigan St.	9-2	193	23
21.	Creighton	8-1	107	24
22.	Murray St.	12-0	100	NR
23.	UNLV	11-2	68	NR
24.	Illinois	10-1	66	19
25.	Harvard	9-1	53	NR

**Others Receiving Votes:** San Diego St. 32, California 28, Texas A&M 25, Virginia 19, Saint Louis 13, Kansas St. 12, Alabama 12, Stanford 9, Memphis 7, St. Mary's 5, Vanderbilt 3, St. Joseph's 3, Gonzaga 3, Seton Hall 1, Northwestern 1, Oklahoma 1.

## CINCINNATI'S WEEKLY RANKINGS IN THE POLLS

Poll	Pre	N14	N 21	N28	D5	D12	D19	D26	J 2	J 9	J16
AP	21	20	RV	RV	--	--	--				
Coaches	22	20	RV	RV	RV	--	--				
Poll	J23	J30	F6	F12	F 20	F 27	M5	M12	Final		
AP											
Coaches											

## GATES RANKS 26TH ON UC'S ALL-TIME SCORING LIST

- Senior Yancy Gates ranks 26th on UC's all-time scoring list with 1,215 points.
- Gates is the 42nd player to eclipse 1,000 career points at UC. He joined the club after scoring 17 points at Georgetown on Feb. 23, 2011.

Rk	Name	Years	Points
1.	Oscar Robertson	1958-1960	2,973
2.	Steve Logan	1999-2002	1,985
3.	Deonta Vaughn	2006-2010	1,885
4.	Danny Fortson	1995-1997	1,881
5.	Roger McClendon	1985-1988	1,789
---			
20.	Damon Flint	1994-97	1,316
21.	Kenyon Martin	1997-2000	1,279
22.	Jim Ard	1968-70	1,256
23.	Steve Collier	1975-78	1,252
24.	Eric Hicks	2003-06	1,231
25.	LaZelle Durden	1993-95	1,219
26.	Yancy Gates	2009-Present	1,215

## CRONIN NEEDS SIX WINS FOR 100 AT CINCINNATI

- Head coach Mick Cronin is six wins shy of 100 for his career at Cincinnati.
- Cronin is 94-80 after five seasons with the Bearcats.
- Seven UC head coach have claimed at least 100 victories with the Bearcats.

Rk	Coach	Years	Seasons	Record
1.	Bob Huggins	15	1990-2005	399-127
2.	George Smith	8	1953-1960	154-56
3.	Gale Catlett	6	1973-1978	126-44
4.	Tay Baker	7	1966-1972	125-60
5.	Ed Jucker	5	1961-1965	113-28
T6.	Boyd Chambers	10	1919-1928	106-81
T6.	John Wiethe	6	1947-1952	106-47
8.	Mick Cronin	6	2007-Present	94-80

## BEARCATS ROAD TRIP

- UC has won six of its last seven road games dating back to last season. The Bearcats won their last four BIG EAST road games a year ago and beat Georgia 57-51 (12/2) and lost at then-No. 8 Xavier 76-53 (12/10) this season.

## SEASON NOTES

## BEARCATS IN 111TH VARSITY SEASON

- The 2011-12 campaign marks the 111th season of varsity basketball at the University of Cincinnati. The Bearcats own a 1,614-948 all-time record (.630). UC entered the season ranked 21st in the nation for most wins by a college basketball program.

## 50TH ANNIVERSARY OF 1961-62 NATIONAL TITLE

- The 2011-12 campaign marks the 50th anniversary of UC's 1961-62 national championship team. It marked the Bearcats second of back-to-back national titles after claiming the 1960-61 crown.
- Paul Hogue scored a game-high 22 points and grabbed a game-high 19 rebounds while Tom Thacker poured in 21 points, Tony Yates added 12 points and Ron Bonham contributed 10 points in UC's 71-59 win over Ohio State in the 1962 national title game.
- The Bearcats finished with a 29-2 overall record, but had to defeat Bradley 61-46 in the Missouri Valley Conference playoff to reach the NCAA Tournament. UC went on to defeat Creighton (66-46), Colorado (73-46) and UCLA (72-70) before topping Ohio State.
- The Bearcats had defeated Ohio State, 70-65, in the 1961 national title game.
- UC went to its fifth consecutive Final Four the following season, 1962-63, losing to Loyola (Ill.) in overtime, 60-58, in the national championship game.
- The 2011-12 Bearcats will be donning throw-back jerseys throughout the season in honor of the 1962 championship team.

## BEARCATS TABBED FIFTH IN BIG EAST BY ITS COACHES

- Cincinnati was projected fifth in the BIG EAST Conference by the league's coaches at the preseason Media Day, Oct. 19 in New York City.
- The fifth-place preseason ranking for the Bearcats is their highest since joining the BIG EAST in 2005-06. UC received 169 points overall.
- Connecticut and Syracuse tied for first place atop the poll with 209 points. The Huskies received seven first-place votes while the Orange garnered five. Louisville was third with 201 points and three first-place votes. Pittsburgh was fourth with 188 points and one first-place vote.

## GATES NAMED TO BIG EAST SECOND TEAM

- Senior forward Yancy Gates was tabbed a second-team all-conference selection by the league's coaches at BIG EAST Media Day on Oct. 19 in New York City.
- Gates ranks fifth in rebounds (6.9), sixth in field goal percentage (.511) and eighth in blocks (1.3) among all returning BIG EAST players.

**THOMAS WILL REDSHIRT 2011-12 CAMPAIGN**

- ▶ Freshman forward **Shaquille Thomas** has had his initial eligibility waiver approved by the NCAA and was granted a full financial scholarship prior to the fall quarter at UC.
- ▶ Thomas was cleared for practice activities on Dec. 15.
- ▶ The 2011-12 academic year will be considered a redshirt season for Thomas, who will have four years of eligibility to play for the Bearcats starting in the fall of the 2012-13 school year.
- ▶ Thomas comes to UC after playing two seasons at NIA Prep in Newark, N.J., where he averaged 28 points and eight assists during the 2010-11 campaign.
- ▶ He was tabbed a four-star prospect by Rivals.com and Scout.com and the 81st-best player nationally by Rivals.com.
- ▶ He is the nephew of long-time NBA veteran Tim Thomas.
- ▶ Cronin quote: "We are very happy that Shaq has been cleared to attend the University of Cincinnati. He is a wonderful young man as well as a great player. Obviously, we wish he could play this season, but the circumstances dictate he must focus on academics. I know Shaq plans on using this year to work on improving each day. It is nice to know we will have one of the best freshmen in the country playing for us next season."

**CRONIN JOINING AREA COACHES TO PROMOTE****SOUTHWEST OHIO COACHES VS. CANCER CHAPTER**

- ▶ UC head coach Mick Cronin has joined area coaches Charlie Coles (Miami-Ohio), Chris Mack (Xavier), Archie Miller (Dayton) and Billy Donlon (Wright State) to promote the Southwest Ohio chapter of Coaches vs. Cancer.
- ▶ The chapter was initially announced on Aug. 31, 2011.
- ▶ A Coaches vs. Cancer fund-raising breakfast held Nov. 2 at the Hyatt Regency Cincinnati raised \$180,000 for the American Cancer Society.

**2010-11 SEASON RECAP NOTES****2010-11 SEASON HIGHLIGHTS**

- ▶ Advanced to the NCAA Tournament for the first time in six seasons, losing in the third round to eventual national champion Connecticut.
- ▶ Recorded its highest win total in 10 seasons, finishing 26-9. It marked the most victories by the Bearcats since posting a 31-4 mark in 2001-02.
- ▶ Achieved its most wins in the BIG EAST Conference since joining the league
- ▶ Led the BIG EAST conference and finished ninth in the nation in scoring defense, allowing 59.6 points per game.
- ▶ Started the 2010-11 season 15-0, its best start in a season since 1998-99.
- ▶ Yancy Gates finished eighth in the league in field goal shooting (51.1 percent) and 10th in rebounding (6.9).
- ▶ Gates averaged 15.8 points, 8.1 rebounds, shot 59.3 percent from the field and 69.8 percent from the free-throw line during the final nine games of the season.
- ▶ Sean Kilpatrick (9.7 points, 3.2 rebounds, 37.7 percent 3pt-FG shooting) was named to All-BIG EAST Rookie Team.

**-GoBEARCATS.com-**

## SPECIALTY STATISTICS

Opponent	Result	In Paint	Off TO	2nd Chance	Fast Break	Bench
Alabama State at Cincinnati	W, 65-40	22 38	14 19	7 12	7 15	6 9
Jacksonville State at Cincinnati	W, 73-59	30 32	16 19	13 10	13 4	13 6
Presbyterian at Cincinnati	L, 54-56	24 26	12 9	12 16	14 2	5 0
Northwestern State at Cincinnati	W, 71-43	14 34	16 19	0 10	8 8	14 16
Marshall at Cincinnati	L, 69-73 (OT)	28 36	9 19	12 10	4 10	12 6
Miami (Ohio) at Cincinnati	W, 56-47	24 30	8 19	7 9	9 0	7 15
at Georgia Cincinnati	W, 57-51	24 12	16 16	11 7	6 2	16 2
at No. 8 Xavier Cincinnati	L, 53-76	36 24	16 8	10 14	12 2	11 6
at Wright State Cincinnati	W, 78-58	18 22	19 16	2 23	2 2	18 11
Radford at Cincinnati	W, 101-70	30 44	7 30	25 14	5 28	14 30
Ark.-Pine Bluff at Cincinnati						
Chicago State at Cincinnati						
vs. Oklahoma Cincinnati						
at Pittsburgh Cincinnati						
Notre Dame at Cincinnati						
St. John's at Cincinnati						
at Georgetown Cincinnati						
Villanova at Cincinnati						
at Connecticut Cincinnati						
at West Virginia Cincinnati						
Syracuse at Cincinnati						
at Rutgers Cincinnati						
DePaul at Cincinnati						
at St. John's Cincinnati						
at Marquette Cincinnati						
Providence at Cincinnati						
Seton Hall at Cincinnati						
Louisville at Cincinnati						
at USF Cincinnati						
Marquette at Cincinnati						
at Villanova Cincinnati						
<b>Cincinnati Totals</b>		<b>298</b>	<b>174</b>	<b>125</b>	<b>73</b>	<b>101</b>
<b>Average</b>		<b>29.8</b>	<b>17.4</b>	<b>12.5</b>	<b>7.3</b>	<b>10.1</b>
<b>Opponents Totals</b>		<b>250</b>	<b>137</b>	<b>103</b>	<b>80</b>	<b>116</b>
<b>Average</b>		<b>25.0</b>	<b>13.7</b>	<b>10.3</b>	<b>8.0</b>	<b>11.6</b>

## OVERTIME RECORDS

<b>UC's Overall Record</b> .....	<b>49-49</b>
1 OT Games .....	41-41
2 OT Games .....	7-6
3 OT Games .....	0-1
4 OT Games .....	0-1
7 OT Games .....	1-0

## RECORDS IN OVERTIME GAMES

<b>Home</b> .....	<b>24-17</b> .....	<b>.585</b>
Schmidlapp Gym.....	3-4.....	.429
Schmidt Fieldhouse.....	0-1.....	.000
Music Hall .....	0-1.....	.000
Armory Fieldhouse.....	5-4.....	.556
Cincinnati Gardens .....	3-2.....	.600
U.S. Bank Arena.....	3-1.....	.750
Fifth Third Arena.....	10-4.....	.714
<b>Away</b> .....	<b>16-25</b> .....	<b>.390</b>
<b>Neutral</b> .....	<b>9-7</b> .....	<b>.563</b>

Current Streak: Lost — 1

Longest Winning Streak: 5 (Tay Baker - 1966-67)

Longest Losing Streak: 4 (Bob Ruess, 1943 - John Weithe, 1950)

• On Dec. 21, 1981 Cincinnati and Bradley played an NCAA-record 7-overtime game which UC won, 75-73.

• Cincinnati has been involved in two of the five NCAA tournament championship games to go into overtime. The Bearcats defeated Ohio State, 70-65, in 1961 but lost to Loyola (Ill.), 60-58, in 1963.

• In 1966-67, Cincinnati played six overtime games, winning five.

## MOST FREQUENT OVERTIME OPPONENTS

Xavier .....	1-5
Marquette .....	2-2
Miami-Ohio.....	3-1
Memphis .....	1-3

## UC COACHES IN OVERTIME GAMES

Coach (Years)	No.	Record	Pct.
Bob Huggins (1989-2005)	25	14-11	.560
<b>Mick Cronin (2006-pres.)</b>	<b>12</b>	<b>6-6</b>	<b>.500</b>
Tay Baker (1965-72)	9	7-2	.778
Ed Jucker (1960-65)	9	4-5	.444
Ed Badger (1978-83)	8	3-5	.375
Tony Yates (1983-89)	7	2-5	.286
John Wiethe (1946-52)	5	1-4	.200
George Smith (1952-60)	4	3-1	.750
Gale Catlett (1972-78)	4	2-2	.500
Frank Rice (1928-32)	4	1-3	.250
Boyd Chambers (1918-28)	3	3-0	1.000
Clark Ballard (1939-42)	2	2-0	1.000
Andy Kennedy (2005-06)	2	1-1	.250
Tay Brown (1933-37)	2	0-2	.000
John Halliday (1932-33)	1	0-1	.000
Bob Reuss (1942-44)	1	0-1	.000
Walter Van Winkle (1937-39)	0	—	—
Ray Farnham (1944-46)	0	—	—

## OVERTIME GAMES IN MICK CRONIN ERA

1/20/07	W	UC 96, West Virginia 83	1	SC
2/28/07	W	UC 70, Seton Hall 67	1	SC
2/9/08	W	UC 72, Rutgers 68	1	SC
3/2/08	L	Providence 81, UC 79	1	A
12/20/08	W	UC 85, Eastern Kentucky 77	1	SC
2/7/09	W	UC 64, Georgetown 62	1	SC
3/7/09	L	Seton Hall 67, UC 63	1	SC
11/25/09	L	Gonzaga 61, UC 59	1	N
12/13/09	L	Xavier 83, UC 79	2	A
2/21/10	L	Marquette 79, UC 76	1	SC
2/19/11	W	UC 93, Providence 81	1	A
11/25/11	L	Marshall 73, UC 69	1	SC

## THE LAST TIME...

## Team

## 100 Points by a Team

By UC 101 vs. Radford, 12/17/11  
By Opponent 105 by UCLA (20T), 3/17/02

## 90 Points by a Team

By UC 91 at Providence (ot), 2/19/11  
By Opponent 96 by Connecticut, 3/9/08

## 30-plus Point Win

By UC 31 vs. Radford, 12/17/11  
By Opponent 38 (89-51) vs. Notre Dame, 3/10/11

## 60 Percent Shooting by a Team

By UC .628 vs. St. John's, 2/11/09  
By Opponent .674 vs. Pittsburgh, 2/14/09

## 50 Percent Shooting by a Team

By UC .603 vs. Radford, 12/17/11  
By Opponent .518 at Xavier, 12/10/11

## Cincinnati Played a Ranked Opponent

UC Win 69-47 vs. No. 17/17 Georgetown 3/5/11  
UC Loss 76-53 at No. 8/8 Xavier 12/3/11

## Overtime Game

UC Win 93-81 at Providence, 2/19/11  
UC Loss 73-69 vs. Marshall, 11/25/11

## Double Overtime Game

UC Win 76-70 (20T) vs. Northern Iowa, 11/24/04  
UC Loss 83-79 (20T) at Xavier, 12/13/09

## Triple Overtime Game

UC Win 75-73 (70T\*) vs. Bradley, 12/21/81  
UC Loss 89-85 (40T) vs. Memphis, 1/31/81  
\* - NCAA record.

## Individual

## 40 Points by a Player

By UC 41, Steve Logan vs. Southern Mississippi, 2/15/02  
By Opponent 41, Dell Curry, Virginia Tech, 1985-86

## 30 Points by a Player

By UC 34, Deonta Vaughn vs. Notre Dame, 2/4/09  
By Opponent 37, Luke Harangody, at Notre Dame, 2/4/10

## 20 Rebounds by a Player

By UC 20, Cedric McGowan vs. DePaul, 1/4/06  
By Opponent four times

## 15 Rebounds by a Player

By UC 16, Mike Williams, 12/20/08  
By Opponent 15, Greg Monroe, vs. Georgetown, 3/6/10

## Two Players with 20 or More Points in Same Game

By UC Cashmere Wright (23) and Dion Dixon (20)  
vs. Jacksonville State, 11/15/11  
By Opponent Jimmy Butler (20), D. Johnson-Odom (20)  
vs. Marquette, 2/21/10

## Two Players with 10 or More Reb. in Same Game

By UC Ibrahima Thomas (10) and Lance Stephenson (10)  
vs. DePaul, 2/24/10  
By Opponent Jamarr Sanders (11) and Elijah Millsap (15)  
at UAB, 12/16/09

## 10 Assists by a Player

By UC 10, Cashmere Wright, vs. Marshall, 11/25/11  
By Opponent 10, Chris Howard, at USF, 2/14/09

## Five Steals by a Player

By UC 5, Darnell Wilks vs. Utah Valley, 12/11/10  
By Opponent 5, Greg Monroe, Georgetown, 2/7/09

## Five Blocked Shots by a Player

By UC 6, Eric Hicks vs. USF, 1/31/06  
By Opponent 5, Hamady Ndiaye, vs. Rutgers, 3/9/10

## Double-Double by a UC Player

UC Win Yancy Gates (10 pts., 10 rebs.)  
vs. Miami (Ohio), 11/29/11  
UC Loss Yancy Gates (18 pts., 12 rebs.)  
at No. 8/8 Xavier, 12/10/11

## Triple-Double by a UC Player

By UC Eric Hicks (22 pts., 12 rebs., 10 blks.)  
vs. Marquette, 1/7/06

## UC Player Led Team in Points, Reb., Assists

By UC Yancy Gates (12 pts., 9 reb., t-3 asst.)  
vs. Savannah State, 11/24/10

## A Player Won a Game in the Final Seconds

By UC Yancy Gates three-point play with 8 sec. left  
UC defeated St. John's, 53-51, 1/22/11  
By Opponent Khalid Mutakabbir three-pointer with 8 sec. left  
Presbyterian defeated UC, 56-54, 11/19/11

## Four Players Scored in Double Figures

By UC Cashmere Wright (25), Sean Kilpatrick (16),  
Dion Dixon (15), Jermaine Sanders (12)

## Five Players Scored in Double Figures

By UC Sean Kilpatrick (20), JaQuon Parker (14),  
Cashmere Wright (12), Justin Jackson (11), Dion Dixon (10)  
at Wright State, 12/14/11

## Six Players Scored in Double Figures

By UC Rashad Bishop (12), Ibrahima Thomas (12),  
Yancy Gates (12), Dion Dixon (12),  
Larry Davis (11), Sean Kilpatrick (10)  
vs. Georgia Southern, 12/14/10

## Seven Players Scored in Double Figures

By UC Rashad Bishop (14), Dion Dixon (13),  
Steve Toyloy (13), Deonta Vaughn (12),  
Darnell Wilks (12), Jaquon Parker (10), Yancy Gates (10)  
vs. Texas Southern, 12/1/09

## CRONIN ERA BESTS

## Most Points Scored

101 (W, 101-70) vs. Radford 12/17/11  
96 (W, 96-83) vs. West Virginia 1/20/07

## Most Points Scored (Half)

56 (W, 93-83) vs. Notre Dame (2nd) 2/4/09  
56 (W, 92-72) vs. Utah Valley (1st) 12/11/10

## Highest FG Percentage

.628 (27-43) vs. St. John's 2/11/09  
.603 (38-63) vs. Radford 12/17/11  
.574 (35-61) vs. Texas Southern 12/1/09

## Highest 3-Pt. Percentage

.600 (6-10) vs. St. John's 2/11/09  
.583 (7-12) at Georgetown 1/27/07  
.583 (14-24) vs. Central Michigan 11/25/06

## Most Rebounds

54 vs. Louisville (BE Championship) 3/10/10  
54 vs. Western Illinois 11/22/08

## Most Assists

27 vs. Toledo 11/18/09  
24 vs. Georgia Southern 12/14/10

## Most Blocked Shots

10 vs. Western Illinois 11/22/08  
10 vs. Alabama State 11/13/11

## Most Steals

15 vs. Arkansas-Pine Bluff 12/22/09  
13 at Providence 2/6/07  
13 vs. North Carolina State 12/23/06

## Most Forced Turnovers

32 vs. North Carolina State 12/23/06  
24 vs. Arkansas-Pine Bluff 12/22/08

## Fewest Points Allowed

34 vs. Dayton 11/27/10  
39 vs. Howard 11/10/06  
at West Virginia 1/30/08

## Fewest Points Allowed (Half)

14 vs. Alabama State (1st) 11/13/11  
15 vs. Dayton (2nd) 11/27/10  
15 Western Illinois (1st) 11/22/08  
15 vs. Howard (1st) 11/10/06  
16 at West Virginia (2nd) 1/30/08  
16 vs. Arkansas-Pine Bluff (1st) 12/22/08  
16 vs. Cal State Bakersfield (1st) 1/6/10

## Lowest FG Percentage Allowed

.200 (12-60) vs. Dayton 11/27/10  
.200 (10-50) at West Virginia 1/30/08  
.214 (12-56) vs. Howard 11/10/06

## Lowest 3-Pt. FG Percentage Allowed

.000 (0-4) vs. Texas Southern 11/18/08  
.045 (1-22) at West Virginia 1/30/08  
.111 (2-18) at Memphis 12/29/08  
.111 (1-9) vs. Rutgers 1/26/11

## Biggest Win

45 (99-54) vs. Georgia Southern 12/14/10  
37 (94-57) vs. Texas Southern 12/1/09  
36 (94-58) vs. St. Francis (PA) 12/23/10  
34 (81-47) at Toledo 12/4/10  
34 (68-34) vs. Dayton 11/27/10

## HEAD COACH MICK CRONIN

## THE CRONIN COACHING FILE



UC head coach Mick Cronin

Season	School (Conf.)	Position	Record/Conf.	Postseason (Record)
1996-97	Cincinnati (C-USA)	Video Coordinator		
1997-98	Cincinnati (C-USA)	Assistant Coach	27-6/14-2	NCAA West Regional (1-1)
1998-99	Cincinnati (C-USA)	Assistant Coach	27-6/12-4	NCAA East Regional (1-1)
1999-00	Cincinnati (C-USA)	Assistant Coach	29-4/16-0	NCAA South Regional (1-1)
2000-01	Cincinnati (C-USA)	Assistant Coach	25-10/11-5	NCAA West Regional (2-1)
2001-02	Louisville (C-USA)	Assoc. Head Coach	19-13/8-8	NIT (1-1)
2002-03	Louisville (C-USA)	Assoc. Head Coach	25-7/11-5	NCAA East Reg. (1-1)
2003-04	Murray State (OVC)	Head Coach	28-6/14-2	NCAA Atlanta Reg. (0-1)
2004-05	Murray State (OVC)	Head Coach	17-11/11-5	---
2005-06	Murray State (OVC)	Head Coach	24-7/17-3	NCAA Washington Reg. (0-1)
<b>Murray State Totals</b>		<b>3 years</b>	<b>69-24/42-10</b>	<b>.742/.808</b>
2006-07	Cincinnati (BIG EAST)	Head Coach	11-19/2-14	---
2007-08	Cincinnati (BIG EAST)	Head Coach	13-19/8-10	Col. Basketball Invit. (0-1)
2008-09	Cincinnati (BIG EAST)	Head Coach	18-14/8-10	---
2009-10	Cincinnati (BIG EAST)	Head Coach	19-16/7-11	NIT (1-1)
2010-11	Cincinnati (BIG EAST)	Head Coach	26-9/11-7	NCAA Third Round (1-1)
2011-12	Cincinnati (BIG EAST)	Head Coach	7-3/0-0	
<b>Cincinnati Totals</b>		<b>6 years</b>	<b>94-80/36-52</b>	<b>.540/.409</b>
<b>Career Head Coaching Totals</b>		<b>9 years</b>	<b>163-104/78-62</b>	<b>.610/.577</b>

Since taking the reins of the University of Cincinnati men's basketball program in late March 2006, Mick Cronin has been busy assembling his program piece by piece from the ground up: stressing the importance of academic success, collecting talented recruits, and increasing the Bearcats victory total every season.

After a 2010-11 campaign that saw the Bearcats advance to the NCAA tournament for the first time in six seasons; record their highest win total since the 2002 campaign; achieve their most BIG EAST Conference wins in school history; secure an incoming recruiting class tabbed among the Top 25 in the nation; and receive the prestigious "Public Recognition Award" for their outstanding Academic Progress Rate, followers should be eager for the future of UC basketball.

Over Cronin's five years at Cincinnati, the team has shown improvement each step of the way, becoming the only program in the nation to increase its overall win total each season (11 in 2006-07, 13 in 2007-08, 18 in 2008-09, 19 in 2009-10 and 26 in 2010-11).

A native of the Queen City and 1997 graduate of UC, Cronin long has owned a passion for Cincinnati and the sport of basketball. As a child he used to follow his father, Hep, a highly successful local high school coach, around the gyms throughout the city. When his promising playing career at LaSalle High School was cut short due to a knee injury, Cronin set his sights on coaching. He punched his own ticket coaching varsity and junior varsity high school basketball, spending time as a video coordinator, and then as an assistant coach for the likes of Rick Pitino and Bob Huggins. His hard work and dedication made him one of the nation's top recruiters and one of the most highly sought after coaches when he accepted his first head coaching position in 2003 at Murray State University.

Cronin honed his skills as a head coach for three years at Murray State, compiling a 69-24 record and earning a pair of berths to the NCAA tournament. In his debut season as head coach, Cronin directed the Racers to a school-best 28-6 record,

the Ohio Valley Conference tournament championship, and an NCAA tournament appearance. His 28 wins are the sixth most in NCAA history for a first-year head coach. He earned OVC Coach of the Year honors two seasons later, guiding Murray State to another OVC crown, league tournament crown and NCAA Tournament appearance with a 24-6 overall record and 17-3 conference mark in 2005-06.

During 12 years as an assistant and head coach Cronin built a reputation for his ability to evaluate and recruit top talent. In his stint at UC as an assistant coach from 1997-2001, Cronin made an immediate impact by recruiting several top players, including NBA Draft selections Steve Logan (Golden State); DerMarr Johnson (Atlanta); Pete Mickeal (Dallas); Kenny Satterfield (Dallas); and Jason Maxiell (Detroit). Those players helped build a recruiting base that included two top 5- and a top 10-rated classes over Cronin's final three seasons. His work paid dividends for UC as it compiled a 108-26 record, five C-USA regular-season titles, and a pair of tournament crowns.

Following the 2000-01 season, Cronin became the associate head coach and recruiting coordinator at Louisville, under Rick Pitino. In his very first year, Cronin helped attract a top-10 ranked recruiting class, including Francisco Garcia, who went on to earn 2003 C-USA Freshman of the Year and was eventually drafted by Sacramento. National sports publications took notice ranking Cronin as the top assistant coach in the nation in 2002-03 by Athlon and the top assistant in Conference USA by Lindy's. That same year, The Sporting News named him the top recruiting assistant in the nation and the top assistant in C-USA.

Mick is the second generation of the Cronin family in the coaching ranks. His father compiled more than 400 victories in his high school coaching career and is recently retired from being a Major League Baseball scout for the Atlanta Braves.

Mick Cronin resides in Cincinnati with his five-year old daughter, Samantha.

## WHAT THEY'RE SAYING ABOUT CRONIN

"Perhaps it's just the sheer size of the Big East that has prevented the public generally from noticing just how vast Mick Cronin's accomplishments have been at Cincinnati. From starting with not much more than a few basketballs and an empty gym, and playing in a league that routinely is producing No. 1 NCAA seeds and Final Four teams, Mick elevated the Bearcats to 26 victories and an NCAA Tournament berth within five seasons. And he did this with players who've lifted the program's academic rating and graduated from the university. It might be the most underrated coaching performance of the past two decades in college basketball. It's darned near a miracle."

-Mike DeCourcy, Sporting News

"Mick has done an outstanding job in an extremely difficult situation. The odds were against him but he was persistent and got the Bearcats over the hump and into the NCAA tournament where they should be a regular at knocking on that door every March."

-Andy Katz, ESPN

"Mick Cronin has done a tremendous job at Cincinnati. He took over a program that needed a new culture of winning, and he built a solid foundation in the nation's toughest basketball league. He's been disciplined, and has demanded the same from his players. Mick has instilled belief in his players, and after a terrific season last year, the Bearcats should be even better this year. Mick Cronin has worked incredibly hard to lead Cincinnati back to national prominence."

-Jay Bilas, ESPN

"Mick Cronin has done a great rebuilding job at Cincinnati. I love the emotion and passion he brings to the sidelines. Bearcat fans have to be thrilled with what he has done in a relatively short time. Stock up for Mick Cronin, baby!"

-Dick Vitale, ESPN

## IMG/CINCINNATI RADIO NETWORK

- ▶ Cincinnati men's basketball can be heard in 38 states and in a third of Canada thanks to a 15-year partnership with ClearChannel and its signature station 700 WLW, which is based in Cincinnati.
- ▶ 700 WLW provides in-depth coverage, live play-by-play and postgame reaction from head coach Mick Cronin. The broadcasts also include a 30-minute pregame show.
- ▶ **Dan Hoard** provides play-by-play alongside color analyst **Chuck Machock**. **Mo Egger** serves as host/engineer.

## THE MICK CRONIN RADIO SHOW

- ▶ The Mick Cronin Radio Show will air weekly on 700 WLW from the original Montgomery Inn on Montgomery Road.
- ▶ Coach Cronin is joined weekly by the Voice of the Bearcats, Dan Hoard, color analyst Chuck Machock and UC Director of New Media Tom Gelehrter. The hour-long call-in show provides in-depth analysis of Bearcats basketball.

## MICK CRONIN RADIO SHOW SCHEDULE

Day	Date	Time	Station
Thursday	12/22	8 p.m.	700 WLW
Wednesday	12/28	8 p.m.	700 WLW
Thursday	1/5	8 p.m.	700 WLW
Thursday	1/12	8 p.m.	700 WLW
Thursday	1/19	8 p.m.	700 WLW
Thursday	1/26	8 p.m.	700 WLW
Monday	1/30	8 p.m.	700 WLW
Monday	2/6	8 p.m.	700 WLW
Monday	2/13	8 p.m.	700 WLW
Monday	2/20	8 p.m.	700 WLW
Monday	2/27	8 p.m.	700 WLW
Monday	3/5	8 p.m.	700 WLW*
Monday	3/12	8 p.m.	700 WLW^
Monday	3/19	8 p.m.	700 WLW^
Monday	3/26	8 p.m.	700 WLW^

\* - could be preempted because of travel to BIG EAST

Tournament; ^ - if needed.

## BEARCATS SPORTS WEEKLY WITH MICK CRONIN

- ▶ Bearcats Sports Weekly with Mick Cronin, a weekly magazine-formatted show on the University of Cincinnati basketball program airs on FS Ohio beginning Dec. 15 at 6 p.m. ET. UC's Tom Gelehrter serves as host.

## SCHEDULE

Day	Date	Time	Note
Thursday	12/22	6 p.m.	check local listings for replay
Thursday	12/29	6 p.m.	check local listings for replay
Thursday	1/5	6 p.m.	check local listings for replay
Thursday	1/12	6 p.m.	check local listings for replay
Thursday	1/19	6 p.m.	check local listings for replay
Thursday	1/26	6 p.m.	check local listings for replay
Thursday	2/2	6 p.m.	check local listings for replay
Thursday	2/9	6 p.m.	check local listings for replay
Thursday	2/16	6 p.m.	check local listings for replay
Thursday	2/23	6 p.m.	check local listings for replay
Thursday	3/1	6 p.m.	check local listings for replay

## CRONIN'S RECORD VS. ALL OPPONENTS

School	W-L	Last Meeting
<b>Alabama State</b>	<b>1-0</b>	<b>2011-12</b>
<b>Arkansas-Pine Bluff</b>	<b>1-0</b>	<b>2008-09</b>
Arkansas Tech	1-0	2004-05
Austin Peay	4-1	2005-06
Belmont	0-1	2007-08
Bowling Green	0-1	2007-08
Bradley	0-1	2007-08
Cal-Davis	1-0	2004-05
Campbellsville	1-0	2005-06
Central Michigan	1-0	2006-07
Charleston Southern	1-0	2008-09
<b>Chicago State</b>	<b>1-0</b>	<b>2003-04</b>
Cincinnati	0-1	2005-06
Coastal Carolina	2-0	2008-09
<b>Connecticut</b>	<b>2-6</b>	<b>2010-11</b>
CS Bakersfield	1-0	2009-10
Dayton	1-1	2010-11
Delaware State	2-0	2004-05
<b>DePaul</b>	<b>4-3</b>	<b>2010-11</b>
Eastern Illinois	5-1	2005-06
Eastern Kentucky	6-1	2008-09
Fairfield	1-0	2007-08
Florida A&M	1-0	2010-11
Florida State	0-1	2008-09
<b>Georgetown</b>	<b>4-4</b>	<b>2010-11</b>
Georgetown College	1-0	2003-04
<b>Georgia</b>	<b>1-0</b>	<b>2011-12</b>
Georgia Southern	1-0	2010-11
Gonzaga	0-1	2009-10
High Point	1-0	2006-07
Howard	1-0	2006-07
Illinois	0-1	2003-04
Illinois-Chicago	1-0	2005-06
Illinois State	0-1	2007-08
IPFW	1-0	2010-11
<b>Jacksonville State</b>	<b>6-0</b>	<b>2011-12</b>
Lipscomb	1-0	2009-10
<b>Louisville</b>	<b>3-4</b>	<b>2010-11</b>
<b>Marquette</b>	<b>1-3</b>	<b>2010-11</b>
<b>Marshall</b>	<b>0-1</b>	<b>2011-12</b>
Maryland	1-0	2009-10
Memphis	0-3	2008-09
<b>Miami (Ohio)</b>	<b>5-0</b>	<b>2011-12</b>
Mississippi State	1-0	2008-09
Missouri	1-1	2010-11
Morehead State	7-0	2005-06
Mount St. Mary's	1-0	2010-11
North Carolina	0-1	2005-06
North Carolina State	1-1	2007-08
<b>Northwestern State</b>	<b>1-0</b>	<b>2011-12</b>
<b>Notre Dame</b>	<b>2-5</b>	<b>2010-11</b>
Oakland	1-0	2006-07

School	W-L	Last Meeting
Ohio	0-1	2006-07
Ohio State	0-1	2006-07
<b>Oklahoma</b>	<b>1-0</b>	<b>2010-11</b>
<b>Pittsburgh</b>	<b>1-7</b>	<b>2010-11</b>
Prairie View A&M	1-0	2009-10
<b>Presbyterian</b>	<b>0-1</b>	<b>2011-12</b>
<b>Providence</b>	<b>2-4</b>	<b>2010-11</b>
<b>Radford</b>	<b>1-0</b>	<b>2011-12</b>
Rice	2-0	2005-06
<b>Rutgers</b>	<b>4-3</b>	<b>2010-11</b>
Samford	2-3	2005-06
Savannah State	1-0	2010-11
<b>Seton Hall</b>	<b>2-3</b>	<b>2010-11</b>
SIU-Edwardsville	2-0	2004-05
Southeast Missouri State	5-2	2005-06
Southern Illinois	1-2	2005-06
Southern Miss	1-0	2003-04
South Carolina Upstate	1-0	2007-08
South Dakota	1-0	2008-09
St. Francis (Pa.)	1-0	2010-11
<b>St. John's</b>	<b>4-4</b>	<b>2010-11</b>
St. Mary's (Calif.)	0-1	2004-05
<b>Syracuse</b>	<b>1-4</b>	<b>2010-11</b>
TCU	1-0	2003-04
Temple	1-0	2006-07
Tennessee	0-1	2005-06
Tennessee State	5-1	2005-06
Tennessee Tech	3-2	2005-07
Tennessee-Martin	8-0	2006-07
Texas A&M-Corpus Christi	1-1	2003-04
Texas-San Antonio	2-0	2005-06
Texas Southern	2-0	2009-10
Toledo	2-0	2010-11
UAB	1-4	2009-10
UNLV	1-0	2008-09
<b>USF</b>	<b>4-3</b>	<b>2010-11</b>
Utah Valley	1-0	2010-11
Vanderbilt	1-0	2009-10
<b>Villanova</b>	<b>1-4</b>	<b>2010-11</b>
Wagner	1-0	2003-04
Weber State	1-0	2009-10
West Florida	1-0	2003-04
<b>West Virginia</b>	<b>3-4</b>	<b>2010-11</b>
Western Carolina	1-0	2007-08
Western Illinois	1-0	2008-09
Western Kentucky	1-1	2004-05
Winthrop	1-0	2009-10
Wofford	0-1	2006-07
<b>Wright State</b>	<b>2-0</b>	<b>2011-12</b>
<b>Xavier</b>	<b>2-4</b>	<b>2011-12</b>

2011-12 opponents in boldface.

## 2011-12 NUMERICAL ROSTER

No.	Name	Pos.	Ht.	Wt.	Class	Hometown / Last School
0	Jeremiah Davis III	G	6-3	200	Fr.	Muncie, Ind. / Huntington Prep, W.Va.
1	Cashmere Wright **	G	6-0	175	R-Jr.	Savannah, Ga. / Urban Christian Academy
2	Octavius Ellis	F	6-9	200	Fr.	Memphis, Tenn. / Whitehaven
3	Dion Dixon ***	G	6-3	195	Sr.	Chicago, Ill. / Crane Technical Prep Common
5	Justin Jackson *	F	6-8	210	So.	Cocoa Beach, Fla. / Arlington Country Day
10	Alex Eppensteiner **	G	6-3	210	Jr.	Cincinnati, Ohio / Elder
11	Shaquille Thomas@	F	6-7	180	Fr.	Paterson, N.J. / NIA Prep School
13	Cheikh Mbodj	C	6-10	245	Jr.-Tr.	Dakar, Senegal / Grayson County (Texas) College
14	Ge'Lawn Guyn	G	6-1	175	Fr.	Georgetown, Ky. / South Kent Prep (Conn.)
15	Jermaine Sanders	F	6-5	225	Fr.	Far Rockaway, N.Y. / Rice
23	Sean Kilpatrick *	G	6-4	215	R-So.	White Plains, N.Y. / Notre Dame Prep
24	Kelvin Gaines	C	6-10	225	R-Fr.	Ocala, Fla. / Arlington Country Day
34	Yancy Gates ***	F	6-9	260	Sr.	Cincinnati, Ohio / Withrow
44	JaQuon Parker **	G	6-3	210	Jr.	Suffolk, Va. / King's Fork

## 2011-12 ALPHABETICAL ROSTER

No.	Name	Pos.	Ht.	Wt.	Class	Hometown / Last School
0	Jeremiah Davis III	G	6-3	200	Fr.	Muncie, Ind. / Huntington Prep, W.Va.
3	Dion Dixon ***	G	6-3	195	Sr.	Chicago, Ill. / Crane Technical Prep Common
2	Octavius Ellis	F	6-9	200	Fr.	Memphis, Tenn. / Whitehaven
10	Alex Eppensteiner **	G	6-3	210	Jr.	Cincinnati, Ohio / Elder
24	Kelvin Gaines	C	6-10	225	R-Fr.	Ocala, Fla. / Arlington Country Day
34	Yancy Gates ***	F	6-9	260	Sr.	Cincinnati, Ohio / Withrow
14	Ge'Lawn Guyn	G	6-1	175	Fr.	Georgetown, Ky. / South Kent Prep (Conn.)
5	Justin Jackson *	F	6-8	210	So.	Cocoa Beach, Fla. / Arlington Country Day
23	Sean Kilpatrick *	G	6-4	215	R-So.	White Plains, N.Y. / Notre Dame Prep
13	Cheikh Mbodj	C	6-10	245	Jr.-Tr.	Dakar, Senegal / Grayson County (Texas) College
44	JaQuon Parker **	G	6-3	210	Jr.	Suffolk, Va. / King's Fork
15	Jermaine Sanders	F	6-5	225	Fr.	Far Rockaway, N.Y. / Rice
11	Shaquille Thomas@	F	6-7	180	Fr.	Paterson, N.J. / NIA Prep School
1	Cashmere Wright **	G	6-0	175	R-Jr.	Savannah, Ga. / Urban Christian Academy

\* - Letters earned at Cincinnati

@ - Will redshirt the 2011-12 season

Head Coach: Mick Cronin (6th season at UC; 9th season overall)

Associate Head Coach: Larry Davis

Assistant Coaches: Darren Savino, George Jackson

Director of Basketball Operations: Drew Seidenberger

Director of Student-Athlete Development: Chris Shumate

Video Coordinator: Jeff Berger

Athletics Trainer: Jeff Carrico

Strength and Conditioning Coach: Dave Andrews

## PRONUNCIATION GUIDE

Dion Dixon	DEE-on
Ge'Lawn Guyn	JEE-lawn gwynn
Cheikh Mbodj	sheck MUHD-j (MUHD rhymes with WOOD)
JaQuon Parker	JA-kwon

## RADIO/TV ROSTER




**0** **JEREMIAH DAVIS III**  
G » 6-3 » 200 » FRESHMAN  
MUNICE, IND.



**1** **CASHMERE WRIGHT**  
G » 6-0 » 175 » JUNIOR  
SAVANNAH, GA.




**2** **OCTAVIUS ELLIS**  
F » 6-9 » 200 » FRESHMAN  
MEMPHIS, TENN.



**3** **DION DIXON**  
G » 6-3 » 195 » SENIOR  
CHICAGO, ILL.



**5** **JUSTIN JACKSON**  
F » 6-8 » 210 » SOPHOMORE  
COCOA BEACH, FLA.




**10** **ALEX EPPENSTEINER**  
G » 6-3 » 210 » JUNIOR  
CINCINNATI, OHIO




**11** **SHAQUILLE THOMAS**  
F » 6-7 » 180 » FRESHMAN  
PATERSON, N.J.



**13** **CHEIKH MBODJ**  
C » 6-10 » 245 » JUNIOR  
DAKAR, SENEGAL



**14** **GE'LAWN GUYN**  
G » 6-1 » 175 » FRESHMAN  
GEORGETOWN, KY.



**15** **JERMAINE SANDERS**  
F » 6-5 » 225 » FRESHMAN  
FAR ROCKAWAY, N.Y.




**23** **SEAN KILPATRICK**  
G/F » 6-4 » 215 » SOPHOMORE  
WHITE PLAINS, N.Y.



**24** **KELVIN GAINES**  
C » 6-10 » 225 » FRESHMAN  
OCALA, FLA.



**34** **YANCY GATES**  
F » 6-9 » 260 » SENIOR  
CINCINNATI, OHIO



**44** **JaQUON PARKER**  
G » 6-3 » 210 » JUNIOR  
SUFFOLK, VA.



**MICK CRONIN**  
HEAD COACH



**LARRY DAVIS**  
ASSOCIATE HEAD COACH



**GEORGE JACKSON**  
ASSISTANT COACH



**DARREN SAVINO**  
ASSISTANT COACH

## GAME 1

Alabama State ..... 40  
 at No. 21/22 Cincinnati ..... 65  
 Nov. 13, 2011 • Cincinnati, Ohio  
 (Fifth Third Arena)

Senior forward Yancy Gates recorded his 14th career double-double with 15 points and 11 rebounds to lead the University of Cincinnati men's basketball team to a 65-40 win over Alabama State University at Fifth Third Arena.

UC's top four returning scorers — Gates, senior guard Dion Dixon (14 points), sophomore guard Sean Kilpatrick (13) and junior guard Cashmere Wright (10) — each posted double-digit point totals to lead a balanced offensive attack.

Kilpatrick narrowly missed his first double-double after grabbing a career-best nine rebounds.

Cincinnati (1-0) relied on its pressure half-court defense to force Alabama State into 17 turnovers, which were converted into 19 points. Additionally, UC totaled 10 blocks and eight steals while holding the Hornets to a 29 percent field-goal percentage.

The Bearcats went into halftime with a 35-14 lead, the fewest points they've allowed in the first half under head coach Mick Cronin. The previous low during Cronin's tenure was 15 points, which was achieved twice (Nov. 22, 2008 vs. Western Illinois and Nov. 10, 2006 vs. Howard).

Cincinnati quickly jumped out to an 18-2 lead after starting the game with an 8-0 run and, after Alabama State made its first basket, a 10-run.

Alabama State (0-2) was led offensively by senior guard Kenderick Washington, who scored a game-high 18 points.

## Alabama State (0-2)

Name	fg-a	3-a	ft-a	o-d-t	pf	tp	a	to	b	s	m
Page	6-16	0-0	0-0	1-7-8	2	12	1	3	1	0	34
White	1-7	0-4	0-0	0-1-1	2	2	1	2	0	1	38
Brown	0-5	0-2	0-0	1-1-2	4	0	0	1	0	0	22
Middlebrooks	1-3	0-2	0-1	0-0-0	4	2	1	1	0	0	23
Washington	7-16	3-8	1-2	5-3-8	3	18	3	2	0	5	26
Mason	1-3	0-0	0-0	0-2-2	0	2	1	2	0	1	7
Watts	2-10	0-4	0-0	0-1-1	0	4	1	3	0	0	21
Johnson	0-0	0-0	0-0	0-2-2	2	0	0	1	0	0	5
Jefferson	0-2	0-1	0-0	1-3-4	2	0	1	2	0	1	24
TEAM				2-1-3							
<b>Total</b>	<b>18-62</b>	<b>3-21</b>	<b>1-3</b>	<b>10-21-31</b>	<b>19</b>	<b>40</b>	<b>9</b>	<b>17</b>	<b>1</b>	<b>8</b>	

## Cincinnati (1-0)

Name	fg-a	3-a	ft-a	o-d-t	pf	tp	a	to	b	s	m
Jackson	2-3	0-1	0-0	0-7-7	0	4	3	1	3	3	29
Gates	6-15	0-0	3-7	2-9-11	3	15	1	1	1	2	32
Wright	4-7	2-5	0-0	0-3-3	1	10	3	4	0	0	25
Dixon	5-12	1-3	3-4	2-0-2	0	14	2	2	1	1	28
Kilpatrick	4-8	0-4	5-5	3-6-9	2	13	1	2	0	1	30
Davis III	0-1	0-1	0-0	0-2-2	0	0	1	4	0	0	11
Ellis	2-2	0-0	2-2	1-1-2	0	6	0	0	2	1	11
Eppenstein	0-0	0-0	0-0	0-0-0	0	0	0	0	0	0	2
Guyn	1-4	0-2	1-2	0-0-0	1	3	1	1	0	0	14
Sanders	0-1	0-0	0-0	0-0-0	1	0	0	1	0	0	10
Gaines	0-0	0-0	0-0	1-4-5	2	0	0	0	3	0	8
TEAM				0-3-3							
<b>Total</b>	<b>24-53</b>	<b>3-16</b>	<b>14-20</b>	<b>9-35-44</b>	<b>10</b>	<b>65</b>	<b>12</b>	<b>16</b>	<b>10</b>	<b>8</b>	

Score by Periods	1st	2nd	Total
Alabama State	14	26	40
Cincinnati	35	30	65

FG%: ASU 29.0, UC 45.3; 3FG%: ASU 14.3, UC 18.8; FT%: ASU 33.3, UC 70.0; Officials: Roger Ayers, Tony Crisp, Brent Hampton  
 Attendance: 4,624

## GAME 2

Jacksonville State ..... 59  
 at No. 20/20 Cincinnati ..... 73  
 Nov. 15, 2011 • Cincinnati, Ohio  
 (Fifth Third Arena)

Cashmere Wright scored 23 points, Dion Dixon added 20 and Justin Jackson grabbed a career-high nine rebounds as No. 20 Cincinnati defeated Jacksonville State 73-59.

Cincinnati (2-0) shot 61.5 percent (8 for 13) from three-point range and 48.2 percent (27 for 56) overall while dishing out 20 assists.

After Dixon's layup at the 18:25 mark of the second half increased UC's lead to 27 points, Jacksonville State (1-3) fought to get back in the game. A three-pointer from JSU senior forward Stephen Hall with 1:52 left in the game cut UC's lead to 10 points.

The Bearcats went into halftime with a 44-21 advantage thanks in large part to their 7-for-8 shooting from three-point range and crisp ball movement as they distributed 12 assists on their 17 field goals, all while mostly facing a zone defense employed by Jacksonville State.

## Jacksonville State (1-2)

Name	fg-a	3-a	ft-a	o-d-t	pf	tp	a	to	b	s	m
Hall	4-8	2-3	2-2	2-3-5	1	12	0	4	0	1	33
Mafra	0-3	0-0	0-0	0-1-1	2	0	0	1	1	0	17
Walters	1-2	0-1	0-0	0-2-2	0	2	3	0	0	1	19
Leggett	8-15	0-1	0-0	0-4-4	2	16	2	0	0	2	33
Williams	7-15	1-6	1-2	1-2-3	3	16	3	6	0	1	33
White	0-1	0-0	0-0	0-1-1	0	0	0	0	0	0	7
Boggs	0-1	0-0	0-0	0-0-0	0	0	0	0	0	0	2
Rackley	0-5	0-1	0-0	2-0-2	1	0	0	2	0	3	20
Bougher	1-2	0-1	1-2	2-0-2	0	3	0	0	0	1	6
Gaines	1-8	0-1	6-8	5-0-5	1	8	1	0	0	0	21
Cook	1-2	0-0	0-0	1-0-1	1	2	0	0	0	0	9
TEAM				3-3-6							
<b>Total</b>	<b>23-62</b>	<b>3-14</b>	<b>10-14</b>	<b>16-16-32</b>	<b>11</b>	<b>59</b>	<b>9</b>	<b>13</b>	<b>1</b>	<b>9</b>	

## Cincinnati (2-0)

Name	fg-a	3-a	ft-a	o-d-t	pf	tp	a	to	b	s	m
Jackson	2-3	0-0	3-5	5-4-9	5	7	3	2	3	2	29
Gates	3-10	1-1	1-1	2-7-9	1	8	4	3	2	0	35
Wright	9-14	2-3	3-4	0-6-6	3	23	4	5	0	2	33
Dixon	7-16	4-8	2-2	3-6-9	0	20	0	5	2	1	40
Kilpatrick	3-7	1-1	2-2	3-0-3	0	9	2	2	0	0	33
Ellis	0-1	0-0	0-0	0-0-0	0	0	1	0	0	1	5
Guyn	0-0	0-0	0-0	0-0-0	3	0	2	2	0	0	5
Sanders	3-4	0-0	0-0	1-0-1	0	6	1	1	0	0	12
Gaines	0-1	0-0	0-0	0-2-2	0	0	0	0	0	2	8
TEAM				0-1-1							
<b>Total</b>	<b>27-56</b>	<b>8-13</b>	<b>11-14</b>	<b>15-25-40</b>	<b>12</b>	<b>73</b>	<b>17</b>	<b>20</b>	<b>9</b>	<b>6</b>	

Score by Periods	1st	2nd	Total
Jacksonville State	21	38	59
Cincinnati	44	29	73

FG%: JSU 37.1, UC 48.2; 3FG%: JSU 21.4, UC 61.5; FT%: JSU 71.4, UC 78.6; Officials: Gene Steratore, Lamar Simpson, Paul Szelc  
 Attendance: 4,542

## GAME 3

Presbyterian ..... 56  
 at No. 20/20 Cincinnati ..... 54  
 Nov. 19, 2011 • Cincinnati, Ohio  
 (Fifth Third Arena)

Khalid Mutakabbir's three-pointer with eight seconds remaining lifted Presbyterian to a 56-54 upset victory over No. 20/20 Cincinnati at Fifth Third Arena.

The Blue Hose rallied from a 15-point second-half deficit, outscoring the Bearcats 24-7 during the game's final 10:11, including a 9-0 run to end the contest.

Mutakabbir led all scorers with 25 points.

Cincinnati's Sean Kilpatrick score 18 of his team-high 19 points in the second half thanks in part to four three-pointers. Yancy Gates added 17 points and eight rebounds for UC.

Presbyterian jumped out to a 12-3 advantage before UC ended the half on 23-9 run. The Bearcats' lead grew to 47-32 on a Kilpatrick three-pointer at 10:11 before the Blue Hose staged the rally.

The loss snapped UC's 20-game regular-season nonconference home win streak.

## Presbyterian (3-2)

Name	fg-a	3-a	ft-a	o-d-t	pf	tp	a	to	b	s	m
Coleman	3-13	0-1	6-8	4-7-11	4	12	0	5	1	1	35
Reynolds	3-4	0-0	1-1	1-1-2	3	7	0	0	0	1	32
Miller	1-5	0-2	0-0	0-1-1	0	2	2	1	0	0	22
Johnson	1-3	1-3	2-2	0-3-3	2	5	0	1	0	0	33
Mutakabbir	11-15	3-5	0-0	2-3-5	2	25	2	1	0	1	40
Clyburn	0-1	0-0	0-0	0-2-2	0	0	0	1	0	0	5
Hargrave	1-2	1-1	0-0	0-0-0	0	3	0	0	0	0	5
Truss	0-1	0-0	0-0	0-0-0	1	0	0	0	0	0	2
McTavish	0-0	0-0	0-0	0-0-0	0	0	0	1	0	0	7
Washington	1-2	0-0	0-0	0-3-3	1	2	6	1	0	0	19
TEAM				0-1-1							
<b>Totals</b>	<b>21-46</b>	<b>5-12</b>	<b>9-11</b>	<b>8-20-28</b>	<b>13</b>	<b>56</b>	<b>10</b>	<b>11</b>	<b>1</b>	<b>3</b>	

## Cincinnati (2-1)

Name	fg-a	3-a	ft-a	o-d-t	pf	tp	a	to	b	s	m
Jackson	4-8	0-0	1-2	5-4-9	5	9	1	3	2	3	31
Gates	7-16	1-1	2-6	4-4-8	0	17	1	0	2	2	39
Wright	1-8	0-5	0-0	1-1-2	2	2	2	3	0	1	37
Dixon	3-12	1-6	0-0	6-4-10	2	7	2	2	0	0	35
Kilpatrick	7-15	4-6	1-2	1-2-3	1	19	1	0	1	0	37
Guyn	0-1	0-1	0-0	0-1-1	0	0	1	0	0	0	6
Sanders	0-0	0-0	0-0	0-0-0	0	0	0	0	0	0	5
Gaines	0-2	0-0	0-0	1-0-1	2	0	0	1	1	0	10
TEAM				1-2-3							
<b>Totals</b>	<b>22-62</b>	<b>6-19</b>	<b>4-10</b>	<b>19-18-37</b>	<b>12</b>	<b>54</b>	<b>8</b>	<b>9</b>	<b>6</b>	<b>6</b>	

Score by Periods	1st	2nd	Total
Presbyterian	19	37	56
Cincinnati	26	28	54

FG%: PC 45.7, UC 35.5; 3FG%: PC 41.7, UC 31.6; FT%: PC 81.8, UC 40.0; Officials: Tim Clougherty, Jeff Anderson, Paul Faia  
 Attendance: 4,960

## GAME 4

Northwestern State .....43  
at Cincinnati.....71

Nov. 21, 2011 • Cincinnati, Ohio  
(Fifth Third Arena)

Four Cincinnati players scored in double figures led by Yancy Gates, who registered his 15th career double-double with 18 points and 11 rebounds, as the Bearcats cruised past Northwestern State 71-43 at Fifth Third Arena.

Sean Kilpatrick scored 13 points and hit two three-pointers, Dion Dixon added 12 points and Ge'Lawn Guyn netted 10 points for his first career double-digit scoring game.

The Bearcats limited the Demons to 6-of-25 shooting in the first half to build a 31-16 lead at intermission. Dixon scored 11 of his 12 points in the first half while Justin Jackson grabbed seven rebounds before halftime.

A 13-0 run with seven minutes remaining in the game gave UC a 60-33 lead and sealed the victory.

UC shot 54.3 percent in the second half. The Bearcats outrebounded the Demons 44-26 for the game.

## Northwestern State (2-3)

Name	fg-a	3-a	ft-a	o-d-t	pf	tp	a	to	b	s	m
Roberson	0-8	0-4	0-0	1-2-3	2	0	0	2	0	1	24
Mosley	2-4	0-0	0-2	1-2-3	4	4	0	2	2	2	24
Davis	4-9	1-2	4-4	0-0-0	1	13	2	1	0	2	31
Jacobs	3-8	1-1	0-2	3-2-5	1	7	1	3	0	3	30
Ellis	2-5	1-2	0-0	2-3-5	1	5	2	2	1	1	21
Washington	0-2	0-0	1-3	1-0-1	1	1	0	0	0	0	4
Robinson	0-2	0-1	0-0	0-0-0	4	0	1	0	0	0	15
Brisco	0-2	0-1	0-0	1-1-2	2	0	0	2	0	2	8
Hulbin	4-11	1-4	4-4	0-1-1	3	13	0	1	0	2	17
Evans	0-0	0-0	0-0	0-0-0	2	0	0	0	0	0	7
Frazier	0-3	0-1	0-0	0-1-1	0	0	0	0	0	0	7
Stewart	0-0	0-0	0-0	0-1-1	1	0	2	3	0	0	12
TEAM				2-2-4							
<b>Totals</b>	<b>15-54</b>	<b>4-16</b>	<b>9-15</b>	<b>11-15-26</b>	<b>22</b>	<b>43</b>	<b>8</b>	<b>16</b>	<b>313</b>		

## Cincinnati (3-1)

Name	fg-a	3-a	ft-a	o-d-t	pf	tp	a	to	b	s	m
Jackson	1-5	0-1	1-4	1-6-7	1	3	1	1	3	1	25
Gates	9-14	0-0	0-0	4-7-11	2	18	1	0	1	0	30
Wright	4-5	1-2	0-0	1-2-3	1	9	2	5	0	1	27
Dixon	2-6	0-2	8-10	2-1-3	0	12	1	3	0	2	25
Kilpatrick	5-7	2-3	1-1	3-5-8	0	13	3	3	1	1	31
Davis III	0-1	0-1	0-0	0-2-2	2	0	1	1	0	1	6
Ellis	0-2	0-0	1-2	0-3-3	1	1	0	3	0	0	9
Eppenstein	0-0	0-0	0-0	0-0-0	0	0	0	0	0	0	1
Mbobj	0-1	0-0	2-4	0-1-1	2	2	0	1	1	0	11
Guyn	3-4	2-2	2-2	0-1-1	2	10	1	1	0	0	19
Sanders	1-1	0-0	1-3	0-1-1	0	3	0	1	0	0	12
Gaines	0-0	0-0	0-2	0-2-2	0	0	0	0	1	0	5
TEAM				1-1-2							
<b>Total</b>	<b>25-46</b>	<b>5-11</b>	<b>16-28</b>	<b>12-32-44</b>	<b>11</b>	<b>71</b>	<b>10</b>	<b>19</b>	<b>7</b>	<b>6</b>	

Score by Periods	1st	2nd	Total
Northwestern State	16	27	43
Cincinnati	31	40	71

**FG%:** NSU 27.8, UC 54.3; **3FG%:** NSU 25.0, UC 45.5; **FT%:** NSU 60.0, UC 57.1; **Officials:** Ed Hightower, Roger Ayers, Rob Riley  
**Attendance:** 4,505

## GAME 5

Marshall.....73  
at Cincinnati..... (OT) 69

Nov. 25, 2011 • Cincinnati, Ohio  
(Fifth Third Arena)

Marshall scored the first five points in overtime on a DeAndre Kane three-pointer and a jumper by Robert Goff and the Thundering Herd never trailed in the extra period to pull off the 73-69 overtime win at Cincinnati.

The Bearcats rallied from a five-point deficit with 2:05 remaining in regulation and had two shots for the game winner inside the final seconds but came up short. UC trailed 71-69 and had possession of the ball with nine seconds remaining in overtime when Sean Kilpatrick tripped and lost the ball while driving to the basket.

Four Marshall players scored in double figures led by Damier Pitts, who had 19 points with four three-pointers. Dennis Tinnon recorded a double-double with 15 points and 14 rebounds.

Kilpatrick led UC with 19 points on 7-of-14 shooting with a trio of three-pointers. Yancy Gates had 17 points and seven rebounds. Dion Dixon netted 12 points.

Marshall outrebounded UC 43-30.

The Bearcats led 55-48 with 5:59 remaining in regulation when Marshall went on a 13-1 run to grab a 61-56 advantage with 2:05 left.

## Marshall (5-0)

Name	fg-a	3-a	ft-a	o-d-t	pf	tp	a	to	b	s	m
Tinnon	6-10	0-0	3-3	6-8-14	2	15	0	2	0	1	40
Goff	4-5	0-0	3-4	3-3-6	3	11	2	2	0	0	32
Pena	1-4	1-2	1-1	1-0-1	1	4	0	0	0	0	19
Pitts	6-16	4-9	3-4	1-3-4	3	19	4	4	0	1	42
Kane	4-16	2-4	2-4	0-2-2	3	12	4	4	0	0	43
Hanner	1-3	0-0	0-0	2-3-5	0	2	0	0	1	0	6
Coleman	1-1	0-0	0-0	1-0-1	2	2	0	0	1	0	12
Johnson	3-6	0-1	1-1	1-2-3	1	7	0	2	0	0	21
Mbao	0-0	0-0	1-2	1-3-4	3	1	0	0	0	0	10
TEAM				1-2-3							
<b>Totals</b>	<b>26-61</b>	<b>7-16</b>	<b>14-19</b>	<b>17-26-43</b>	<b>18</b>	<b>73</b>	<b>10</b>	<b>14</b>	<b>2</b>	<b>2</b>	

## Cincinnati (3-2)

Name	fg-a	3-a	ft-a	o-d-t	pf	tp	a	to	b	s	m
Jackson	4-5	0-0	0-0	3-3-6	3	8	1	3	1	2	33
Gates	8-16	0-1	1-2	1-6-7	2	17	0	2	1	0	39
Wright	2-10	0-1	3-4	1-1-2	3	7	10	0	1	4	37
Dixon	4-9	1-4	3-7	2-2-4	2	12	2	1	0	2	41
Kilpatrick	7-14	3-6	2-2	3-2-5	3	19	0	3	0	0	45
Mbobj	1-4	0-0	1-2	1-1-2	3	3	0	0	1	0	19
Guyn	1-1	1-1	0-1	0-0-0	1	3	0	0	0	1	6
Sanders	0-2	0-2	0-1	0-1-1	0	0	0	0	0	0	5
TEAM				0-3-3							
<b>Total</b>	<b>27-61</b>	<b>5-15</b>	<b>10-19</b>	<b>11-19-30</b>	<b>17</b>	<b>69</b>	<b>13</b>	<b>9</b>	<b>4</b>	<b>9</b>	

Score by Periods	1st	2nd	OT	Total
Marshall	30	31	12	73
Cincinnati	29	32	8	69

**FG%:** MU 42.6, UC 44.3; **3FG%:** MU 43.8, UC 33.3; **FT%:** MU 73.7, UC 52.6; **Officials:** John Cahill, Brian O'Connell, Tony Chiazza  
**Attendance:** 7,021

## GAME 6

Miami (Ohio).....47  
at Cincinnati.....56

Nov. 29, 2011 • Cincinnati, Ohio  
(Fifth Third Arena)

Cheikh Mbobj led four Cincinnati players in double figures with 12 points and Yancy Gates registered his third double-double of the season with 10 points and 10 rebounds as the Bearcats posted a 56-47 home win over Miami (Ohio).

Senior guard Dion Dixon and sophomore guard Sean Kilpatrick added 10 points each for the Bearcats, who earned their 13th consecutive win against the RedHawks.

Julian Mavunga led Miami (Ohio) with 26 points on 11-of-16 shooting to go with 12 rebounds.

The Bearcats led the game from start to finish, scoring the first eight points of the game and building a 14-2 lead at 13:32 in the first half. However, UC begin to struggle from the field and did not record their next basket until 6:50 left in the half. The Bearcats shot 9-of-30 from the field in the first half and saw the RedHawks pull within 23-22 at intermission after a 9-2 run.

UC built a 10-point advantage in the second frame at 45-35 with 8:50 remaining, but the RedHawks responded with a 10-1 run to get within 46-45 at 4:52. Mbobj hit a pair of key baskets that allowed UC to seal the win. With the Bearcats leading 49-47, Mbobj hit a 15-footer at 2:37 and a three-pointer at 1:33 to expand the cushion to 54-47.

## Marshall (5-0)

Name	fg-a	3-a	ft-a	o-d-t	pf	tp	a	to	b	s	m
Tinnon	6-10	0-0	3-3	6-8-14	2	15	0	2	0	1	40
Mavunga	11-16	1-2	3-8	3-9-12	3	26	1	5	0	0	39
Edwards	0-3	0-1	0-0	1-2-3	1	0	2	2	0	0	25
Harris	3-7	2-6	0-0	0-2-2	2	8	0	3	1	1	33
Rollins	2-5	0-0	0-0	1-5-6	3	4	5	2	0	2	37
Sullivan, W.	1-2	0-1	0-0	0-1-1	0	2	0	1	0	1	22
Sewell	1-5	1-3	0-0	0-2-2	1	3	1	0	0	0	26
Sullivan, B.	1-2	1-2	0-0	0-2-2	1	3	0	1	0	0	9
Thomas	0-0	0-0	1-2	0-0-0	0	1	0	0	0	0	2
McGhee	0-0	0-0	0-0	0-0-0	0	0	0	1	0	0	7
TEAM				1-2-3							
<b>Total</b>	<b>9-40</b>	<b>5-15</b>	<b>4-10</b>	<b>6-25-31</b>	<b>11</b>	<b>47</b>	<b>9</b>	<b>16</b>	<b>1</b>	<b>4</b>	

## Cincinnati (4-2)

Name	fg-a	3-a	ft-a	o-d-t	pf	tp	a	to	b	s	m
Jackson	1-4	0-0	0-1	0-3-3	1	2	0	1	0	1	35
Gates	5-11	0-0	0-0	3-7-10	2	10	0	1	1	0	28
Wright	4-8	1-3	0-1	0-0-0	0	9	7	2	0	2	35
Dixon	3-8	2-5	2-3	1-1-2	2	10	1	2	0	1	28
Kilpatrick	4-11	2-6	0-0	3-0-3	1	10	1	4	1	1	34
Davis III	0-0	0-0	0-0	0-1-1	1	0	0	0	0	0	2
Mbobj	5-9	1-1	1-2	3-1-4	2	12	0	0	0	1	14
Guyn	1-4	0-1	0-1	1-1-2	1	2	0	0	0	1	18
Sanders	0-0	0-0	1-2	0-1-1	0	1	0	0	0	0	3
Gaines	0-0	0-0	0-0	0-1-1	0	0	0	0	0	0	3
TEAM				1-1-2							
<b>Total</b>	<b>23-55</b>	<b>6-16</b>	<b>4-10</b>	<b>12-17-29</b>	<b>10</b>	<b>56</b>	<b>9</b>	<b>10</b>	<b>2</b>	<b>7</b>	

Score by Periods	1st	2nd	Total
Miami (Ohio)	22	25	47
Cincinnati	23	33	56

**FG%:** MU 47.5, UC 41.8; **3FG%:** MU 33.3, UC 37.5; **FT%:** MU 40.0, UC 40.0; **Officials:** Mike Stuart, Mike Eades, Mike Roberts  
**Attendance:** 6,457

## GAME 7

Cincinnati.....57  
at Georgia .....51

## 2011 BIG EAST-SEC CHALLENGE

Dec. 2, 2011 • Athens, Ga.  
(Stegeman Coliseum)

Sean Kilpatrick and Dion Dixon combined for 31 of Cincinnati's 36 second-half points as the Bearcats overcame a 12-point first-half deficit to earn a 57-51 victory at Georgia in the 2011 BIG EAST-SEC Challenge.

Kilpatrick and Dixon hit four three-pointers apiece against the Bulldogs. Kilpatrick scored a game-high 22 points while Dixon added 19 points. Kentavious Caldwell-Pope led Georgia with 16 points.

Georgia erased a 7-0 deficit early in the game with runs of 12-0 and 10-0 to grab a 29-17 advantage with 1:43 remaining in the first half.

UC held the Bulldogs to 6-of-21 shooting from field (21.4 percent) in the second half while making 6-of-10 three-point tries. Dixon made a trio of three-pointers inside the final 5:43. The Bearcats made 5-of-6 free throws in the final minute to secure the win.

## Cincinnati (5-2)

Name	fg-a	3-a	ft-a	o-d-t	pf	tp	a	to	b	s	m
Wright	2-6	1-2	0-0	1-6-7	1	5	5	4	0	2	33
Dixon	6-11	4-6	3-6	2-2-4	3	19	1	2	0	3	32
Mbodj	2-5	0-0	0-2	3-2-5	5	4	2	0	0	0	25
Kilpatrick	7-15	4-9	4-5	1-4-5	1	22	1	3	0	2	38
Gates	2-8	0-0	1-2	2-6-8	3	5	1	2	1	1	36
Ellis	0-0	0-0	0-0	0-0-0	0	0	0	0	0	0	1
Jackson	0-2	0-1	0-0	0-2-2	5	0	0	1	2	0	18
Guyn	0-1	0-1	0-0	0-1-1	3	0	0	0	0	0	12
Sanders	0-1	0-1	2-4	0-0-0	0	2	0	0	0	0	5
Gaines	0-0	0-0	0-0	0-0-0	0	0	0	0	0	0	1
TEAM				0-1-1							1
<b>Total</b>	<b>19-49</b>	<b>9-20</b>	<b>10-19</b>	<b>10-23-33</b>	<b>21</b>	<b>57</b>	<b>10</b>	<b>13</b>	<b>3</b>	<b>8</b>	

## Georgia (4-4)

Name	fg-a	3-a	ft-a	o-d-t	pf	tp	a	to	b	s	m
Cadwell-Pope	6-14	1-6	3-5	4-3-7	3	16	1	1	0	4	29
Thornton	2-4	0-0	0-0	1-7-8	1	4	1	3	0	1	28
Ware	0-5	0-5	3-3	0-5-5	0	3	2	1	0	2	34
V. Williams	1-3	1-1	1-2	0-1-1	0	4	0	2	0	1	15
D. Williams	3-8	0-0	2-2	2-2-4	5	8	0	2	0	0	30
Robinson	4-10	1-2	3-4	0-4-4	1	12	3	3	0	1	25
Brantley	0-0	0-0	0-0	0-0-0	1	0	1	0	0	0	6
Florveus	0-0	0-0	0-0	0-0-0	1	0	0	0	0	0	11
Djurisic	1-3	0-0	2-4	0-3-3	1	4	0	1	0	0	22
TEAM				1-0-1							1
<b>Total</b>	<b>17-47</b>	<b>3-14</b>	<b>14-20</b>	<b>8-25-33</b>	<b>13</b>	<b>51</b>	<b>8</b>	<b>14</b>	<b>0</b>	<b>9</b>	

## Score by Periods

	1st	2nd	Total
Cincinnati	21	36	57
Georgia	30	21	51

FG%: UC 38.8, UGA 36.2; 3FG%: UC 45.0, UGA 21.4; FT%: UC 52.6, UGA 70.0; **Officials:** Tony Greene, Mike Nance, Tim Clougherty  
**Attendance:** 6,796

## GAME 8

Cincinnati.....53  
at No. 8/8 Xavier .....76

Dec. 10, 2011 • Cincinnati, Ohio  
(Cintas Center)

Mark Lyons scored a game-high 19 points with a trio of three-pointers to lead four players in double figures as Xavier defeated Cincinnati 76-53.

Tu Holloway scored 17 points. Dezmine Wells had 14 and Kenny Frease added 13 points and 13 rebounds for the Musketeers.

Yancy Gates led the Bearcats with his 16th career double-double with 18 points and a season-high 12 rebounds. Dion Dixon had 14 points and Sean Kilpatrick posted 11 points.

Much of the first half was close with eight ties and six lead changes before Xavier went on a 12-0 run inside the final five minutes to grab a 34-25 halftime edge.

Xavier scored nine of the first 11 points to start the second half and never led by less than 10 points the rest of the game, building up to the final margin. UC shot a season-low 27.9 percent from the field for the game.

The contest ended with nine seconds left when a fight began. Three combined players were ejected and eight were later suspended.

## Cincinnati (5-3)

Name	fg-a	3-a	ft-a	o-d-t	pf	tp	a	to	b	s	m
Jackson	0-0	0-0	0-0	0-2-2	3	0	0	1	0	0	12
Kilpatrick	3-12	1-8	4-6	1-0-1	3	11	1	1	0	1	34
Gates	7-15	0-0	4-6	4-8-12	0	18	0	3	0	1	36
Wright	1-8	0-3	2-2	1-4-5	5	4	2	2	0	0	30
Dixon	4-16	0-4	6-6	1-1-2	1	14	4	2	0	1	37
Mbodj	1-4	0-0	0-1	1-2-3	3	2	0	0	1	0	13
Guyn	0-4	0-1	0-0	0-1-1	1	0	1	0	0	0	12
Sanders	0-0	0-0	0-0	0-0-0	0	0	0	0	0	0	2
Gaines	0-0	0-0	0-0	0-1-1	0	0	0	0	1	1	9
Parker	1-2	0-0	2-2	2-1-3	3	4	0	1	0	1	15
TEAM				6-0-6							
<b>Total</b>	<b>17-61</b>	<b>1-16</b>	<b>18-23</b>	<b>16-20-36</b>	<b>19</b>	<b>53</b>	<b>8</b>	<b>10</b>	<b>2</b>	<b>5</b>	

## Xavier (8-0)

Name	fg-a	3-a	ft-a	o-d-t	pf	tp	a	to	b	s	m
Wells	7-10	0-0	0-1	2-4-6	4	14	0	1	0	0	22
Walker	1-2	0-0	0-0	4-5-9	2	2	4	3	1	2	27
Frease	6-12	0-0	1-2	3-10-13	1	13	1	2	4	1	28
Lyons	6-11	3-5	4-4	0-1-1	4	19	4	3	1	0	32
Holloway	5-10	1-5	6-6	0-2-2	1	17	6	2	0	1	39
Davis	0-0	0-0	0-0	0-0-0	0	0	0	0	0	0	2
Taylor	0-3	0-0	1-2	1-1-2	4	1	0	1	1	0	13
Redford	2-5	0-3	0-1	0-0-0	1	4	1	0	0	0	12
Martin	2-2	1-1	0-0	1-1-2	2	5	0	0	0	2	14
Robinson	0-1	0-0	1-2	0-0-0	1	1	0	0	1	0	11
TEAM				0-5-5							
<b>Total</b>	<b>29-56</b>	<b>5-14</b>	<b>13-18</b>	<b>11-29-40</b>	<b>20</b>	<b>76</b>	<b>16</b>	<b>12</b>	<b>8</b>	<b>6</b>	

## Score by Periods

	1st	2nd	Total
Cincinnati	25	28	53
Xavier	34	42	76

FG%: UC 27.9, XU 51.8; 3FG%: UC 6.3, XU 35.7; FT%: UC 78.3, XU 72.2; **Officials:** Michael Roberts, Jeff Anderson, Tony Crisp  
**Attendance:** 10,250

**Technical fouls:** Cincinnati-Guyn. Xavier-Holloway; TEAM.

Ejected at 9.1 seconds left in game: Cincinnati-Mbodj, Gates. Xavier-Wells.

## GAME 9

Cincinnati.....78  
at Wright State .....58

Dec. 14, 2011 • Dayton, Ohio  
(Nutter Center)

Sean Kilpatrick scored a game-high 20 points on 7-of-15 shooting from the field, including 6-of-12 from three-point range and four other Bearcats reach double figures as UC earned a 78-58 road win at Wright State.

UC connected on a season-high 14 three-pointers, including a career-high six treys from Kilpatrick.

Jaquon Parker netted 14 points and grabbed six rebounds in his first start of the season. Cashmere Wright had 12 points and eight assists. Justin Jackson added 11 points and a game-high eight rebounds. Dion Dixon had 10 points and two steals.

The Bearcats got off to a fast start, scoring 17 of the game's first 19 points. UC shot 57.1 percent from the field (16-of-28) in the first half with nine three-pointers. Kilpatrick scored 17 of his 20 points in the first 20 minutes.

UC outscored Wright State 23-2 in second-chance points and outrebounded the Raiders 31-22 for the game.

The Bearcats played without the services of four players (Yancy Gates, Cheikh Mbodj, Octavius Ellis and Ge'Lawn Guyn), who were suspended following the incident with 9.4 seconds remaining at Xavier on Dec. 10.

## Cincinnati (6-3)

Name	fg-a	3-a	ft-a	o-d-t	pf	tp	a	to	b	s	m
Jackson	4-5	0-0	3-6	4-4-8	5	11	1	2	3	0	20
Kilpatrick	7-15	6-12	0-0	1-3-4	2	20	2	1	0	2	37
Wright	5-10	2-7	0-2	0-4-4	2	12	8	3	0	0	37
Dixon	3-7	1-5	3-7	0-1-1	0	10	1	3	0	2	36
Parker	5-8	2-3	2-3	4-2-6	3	14	1	3	0	0	23
Davis	0-2	0-2	0-0	0-0-0	2	0	0	0	0	0	11
Eppenstein	0-0	0-0	0-0	0-0-0	0	0	0	0	0	0	1
Sanders	3-3	3-3	0-0	1-3-4	0	9	1	0	0	1	18
Gaines	1-1	0-0	0-0	0-2-2	5	2	1	0	2	0	17
TEAM				2-0-2							
<b>Total</b>	<b>28-51</b>	<b>14-32</b>	<b>8-18</b>	<b>12-19-31</b>	<b>19</b>	<b>78</b>	<b>15</b>	<b>12</b>	<b>5</b>	<b>5</b>	

## Wright State (4-7)

Name	fg-a	3-a	ft-a	o-d-t	pf	tp	a	to	b	s	m
Battle	1-3	1-3	4-6	0-2-2	2	7	2	0	0	1	24
Pacher	5-9	0-1	1-2	2-4-6	2	11	0	0	0	0	21
Arceneaux	3-9	1-3	0-0	1-1-2	1	7	1	4	0	0	23
Hall	2-2	0-0	6-6	0-1-1	1	10	0	0	0	4	19
Mays	2-5	1-2	0-0	1-3-4	2	5	2	3	0	0	26
Mpondo	0-0	0-0	0-0	0-2-2	2	0	0	1	0	0	7
Balwigaire	4-6	2-2	1-2	0-1-1	2	11	1	1	0	2	29
Cuffee	0-0	0-0	0-0	0-0-0	0	0	1	0	0	0	6
Griffin	0-1	0-0	0-0	0-0-0	0	0	0	1	0	0	13
Darling	1-4	0-1	0-0	0-0-0	4	2	1	1	0	0	14
Sledge	2-3	0-0	1-1	0-1-1	2	5	0	2	0	0	18
TEAM				1-2-3							
<b>Total</b>	<b>20-42</b>	<b>5-12</b>	<b>13-17</b>	<b>5-17-22</b>	<b>18</b>	<b>58</b>	<b>8</b>	<b>13</b>	<b>0</b>	<b>7</b>	

## Score by Periods

	1st	2nd	Total
Cincinnati	43	35	78
Wright State	22	36	58

FG%: UC 54.9, WSU 47.6; 3FG%: UC 43.8, WSU 41.7; FT%: UC 44.4, WSU 76.5; **Officials:** James Breeding, Joseph DeRosa and Bert Smith  
**Attendance:** 5,977

**GAME 10**

**Radford..... 70**  
**at Cincinnati..... 101**

**Dec. 17, 2011 • Cincinnati, Ohio**  
**(Fifth Third Arena)**

Cashmere Wright scored a career-high 25 points to lead four Bearcats in double figures as Cincinnati scored its most points during the Mick Cronin era in a 101-70 home win against Radford.

Wright made 10-of-16 attempts from the field, including a season-high four three-pointers to go with six assists, no turnovers, two steals and five rebounds. Sean Kilpatrick added 16 points on 7-of-11 shooting. Dion Dixon supplied 15 points and Jermaine Sanders had 12 points.

Jareal Smith led Radford with 22 points.

The Bearcats started the game with 12 consecutive points and never looked back, leading by 27 points at 34-7 at 9:45 in the first half and 55-23 at intermission. The margin grew to as much as 43 points at 71-28 with 14:54 left in the game.

UC shot a season-high 60.3 percent from the field (38-of-63) and made 47.6 percent of its three-point tries (10-of-21). The Bearcats outscored the Highlanders 30-7 on points off turnovers and 28-5 on fastbreak points.

**Radford (3-9)**

Name	fg-a	3-a	ft-a	o-d-t	pf	tp	a	to	b	s	m
Green	1-5	0-0	0-0	4-3-7	4	2	0	1	1	0	24
Edwards	7-15	0-0	2-6	2-2-4	4	16	1	2	1	1	29
Noreen	2-7	1-4	0-0	1-4-5	3	5	2	1	0	1	29
Smith	7-12	3-4	5-7	2-1-3	0	22	1	3	0	0	26
Price	3-11	1-3	4-8	1-5-6	1	11	2	2	0	1	26
Mitchell	1-1	0-0	0-0	1-0-1	0	2	2	0	0	0	7
Dickerson	1-2	0-1	0-0	0-1-1	0	2	1	0	0	0	4
Smith	2-5	1-4	0-0	1-1-2	0	5	1	5	0	3	27
Darden	1-7	1-4	0-0	2-0-2	2	3	2	1	0	0	15
Carethers	0-0	0-0	0-0	0-0-0	0	0	0	0	0	0	2
Winegarner	0-1	0-0	0-0	1-0-1	0	0	0	0	0	0	3
Cerrah	1-1	0-0	0-0	2-1-3	3	2	0	1	0	0	8
Team				3-0-3				1			
<b>Total</b>	<b>26-67</b>	<b>7-20</b>	<b>11-21</b>	<b>20-18-38</b>	<b>17</b>	<b>70</b>	<b>12</b>	<b>17</b>	<b>2</b>	<b>6</b>	

**Cincinnati (7-3)**

Name	fg-a	3-a	ft-a	o-d-t	pf	tp	a	to	b	s	m
Jackson	2-3	0-0	2-4	0-2-2	2	6	0	0	4	0	21
Wright	10-16	4-9	1-2	0-5-5	1	25	6	0	0	2	27
Dixon	5-7	1-2	4-6	1-2-3	0	15	3	3	1	1	23
Kilpatrick	7-11	2-5	0-0	1-4-5	1	16	4	2	1	3	26
Parker	4-7	1-1	0-0	3-6-9	1	9	3	1	0	0	26
Davis III	3-8	0-1	2-2	1-0-1	2	8	2	2	0	2	18
Eppenstein	0-0	0-0	0-0	0-0-0	2	0	1	0	0	0	4
Guyn	3-6	0-1	1-1	0-0-0	2	7	0	2	0	1	16
Sanders	3-4	2-2	4-4	2-1-3	2	12	1	1	0	0	22
Gaines	1-1	0-0	1-1	0-4-4	4	3	0	0	2	0	17
TEAM				1-1-2							
<b>Totals</b>	<b>38-63</b>	<b>10-21</b>	<b>15-20</b>	<b>9-25-34</b>	<b>17</b>	<b>101</b>	<b>20</b>	<b>11</b>	<b>8</b>	<b>9</b>	

Score by Periods	1st	2nd	Total
Radford	23	47	70
Cincinnati	55	46	101

**FG%:** RU 38.8, UC 60.3; **3FG%:** RU 35.0, UC 47.6; **FT%:** RU 52.4, UC 75.0; **Officials:** Tim Higgins, Clarence Armstrong, Alfred Smith  
**Attendance:** 5,771



## JEREMIAH DAVIS III

FR • GUARD • 6-3 • 200

MUNCIE, IND.

HUNTINGTON PREP (W. VA.)

0

**2011-12 Season (Freshman):** Recorded season highs in points (8), assists (2) and steals (2) vs. Radford (12/17) ... played 11 minutes at Wright State (12/14) ... grabbed one rebound in two minutes vs. Miami (11/29) ... produced two rebounds, one assist and one steal vs. Northwestern State (11/21) ... made collegiate debut against Alabama State (11/13), handing out one assist.

**Prior to Cincinnati:** Averaged 10 points while leading Huntington Prep to a 22-3 overall record and No. 14 national ranking in 2010-11, his lone season at the school ... led Muncie Central High School to a sectional title in 2009-10, averaging a team-best 16.3 points, 5.1 rebounds, 3.8 assists and 2.0 steals ... led Muncie Central to the North Central Conference title ... earned all-NCC accolades ... tabbed the *Star Press* (Muncie) Player of the Year ... rated as a three-star recruit by *Rivals.com* and *Scout.com* ... chose to attend Cincinnati over Indiana, Michigan State and Ball State.

**Personal:** Jeremiah Davis III ... born Jan. 22, 1993 in Muncie, Ind. ... son of Maria and Jeremiah Davis ... has a brother, Aaron ... majoring in psychology.

### DAVIS' SEASON & CAREER HIGHS

Season	Career
8 vs. Radford, 12/17/11	Points
0	3-Pointers Made
2, 2x (last vs. Northwestern State, 11/21/11)	Rebounds
2 vs. Radford, 12/17/11	Assists
2 vs. Radford, 12/17/11	Steals
0	Blocks
18 vs. Radford, 12/17/11	Minutes
11, 2x (last at Wright State, 12/14/11)	

### DAVIS' MISCELLANEOUS STATISTICS

Category	2011-12	Career
Double-Figure Scoring Games	0	0
Double-Figure Rebounding Games	0	0
Double-Double Games	0	0
20-Point Scoring Games	0	0
Games Led UC in Scoring	0	0
Games Led UC in Rebounding	0	0
Games Led UC in Assists	0	0
Games With 3+ Assists	0	0
Games With 3+ Blocks	0	0
Games With 3+ Steals	0	0
Games With 3+ Three-Pointers	0	0

### 2011-12 GAME-BY-GAME STATISTICS

Opponent	Date	gs	min	Total		3-Pointers		Free throws		Rebounds				pf	a	to	blk	stl	pts	avg
				fg	pct	3fg	pct	ft	pct	off	def	tot	avg							
ALABAMA STATE	11/13/11	11		0-1	.000	0-1	.000	0-0	.000	0	2	2	2.0	0	1	4	0	0	0	0.0
NORTHWESTERN STATE	11/21/11	6		0-1	.000	0-1	.000	0-0	.000	0	2	2	2.0	2	1	1	0	1	0	0.0
MIAMI (OHIO)	11/29/11	2		0-0	.000	0-0	.000	0-0	.000	0	1	1	1.7	1	0	0	0	0	0	0.0
at Wright State	12/14/11	11		0-2	.000	0-2	.000	0-0	.000	0	0	0	1.3	2	0	0	0	0	0	0.0
RADFORD	12/17/11	18		3-8	.375	0-1	.000	2-2	1.000	1	0	1	1.2	2	2	2	0	2	8	1.6
Totals		0	48	3-12	.250	0-5	.000	2-2	1.000	1	5	6	1.2	7	4	7	0	3	8	1.6

Games played: 5  
Minutes/game: 9.6  
Points/game: 1.6  
FG Pct: 25.0  
3FG Pct: 0.0  
FT Pct: 100.0

Rebounds/game: 1.2  
Assists/game: 0.8  
Turnovers/game: 1.4  
Assist/turnover ratio: 0.6  
Steals/game: 0.6

### DAVIS' CAREER STATISTICS - ALL GAMES

			Total		3-Point		F-Throws		Rebounds											Scoring	
Season	gp-gs	min/avg	fg-fga	pct	fg-fga	pct	ft-fa	pct	off	def	tot	avg	pf	fo	ast	to	blk	stl	pts	avg	
2011	5-0	48/9.6	3-12	.250	0-5	.000	2-2	1.000	1	5	6	1.2	7	0	4	7	0	3	8	1.6	
TOTAL	5-0	48/9.6	3-12	.250	0-5	.000	2-2	1.000	1	5	6	1.2	7	0	4	7	0	3	8	1.6	



## CASHMERE WRIGHT

JR • GUARD • 6-0 • 175

SAVANNAH, GA.

URBAN CHRISTIAN ACADEMY

# 1

**2011-12 Season (R-Junior):** Recorded career-high 25 points, with game-high six assists and two steals vs. Radford (12/17) ... scored 12 points with eight assists at Wright State (12/14) ... totaled four points, five rebounds and two assists at Xavier (12/10) ... set career high in rebounds with seven and added five points and a game-high five assists at Georgia (12/2) ... totaled nine points with game-high seven assists vs. Miami (11/29) ... recorded season highs of 10 assists and four steals with seven points scored vs. Marshall (11/25) ... had nine points, three rebounds, two assists and one steal vs. Northwestern State (11/21) ... produced two points, two rebounds and two assists vs. Presbyterian (11/19) ... scored game-high 23 points with four assists, two steals and tied career high with six rebounds vs. Jacksonville State (11/15) ... tallied 10 points with two three-pointers and a team-high three assists in season opener against Alabama State (11/13).

**2010-11 Season (R-Sophomore):** Started 34 of 35 games played, averaging 25.4 minutes ... led the Bearcats in assists (3.9) and steals (1.3) ... handed out four or more assists in 21 games ... led UC in scoring in five games ... posted 15 points and five assists at Marquette (3/2) ... recorded his first career double-double with 11 points and a career-high 11 assists at Providence (2/19) ... scored a game-high 20 points vs. Louisville (2/16) on 7-of-15 shooting ... tied his career high with 24 points vs. West Virginia (1/29) ... scored 11 points and dished out a game-high five assists vs. USF (1/12) ... produced 15 points, including a career-high five three pointers vs. Utah Valley (12/11).

**2009-10 Season (R-Freshman):** Was third on the team in assists and steals with 2.0 and 0.7 per game, respectively ... finished seventh in scoring and sixth in assists among BIG EAST freshmen ... scored seven points and tied a season-high with five assists in NIT first-round match-up against Weber State (3/17) ... scored seven points off the bench in BIG EAST Championship first-round game vs. Rutgers (3/9) ... named BIG EAST Rookie of the Week on Feb. 1 ... led UC with a team-high tying 14 points and added a career-high tying five rebounds at USF (2/16) ... made a season-high nine field goals en route to a career-high and a season-high 24 points against Providence (1/30) ... also set career highs in made 3-pointers (3), steals (3), and tied a career high in assists (5) against the Friars ... scored 12 points on 4-of-7 shooting from the floor at Louisville.

**2008-09 Season:** Redshirted after suffering a season-ending leg injury in preseason workouts.

**Prior to Cincinnati:** Highly-regarded recruit who was ranked among many of the recruiting services as a Top 100 player ... ranked as the No. 12 recruited point guard in 2007-08 by *Rivals.com* ... attended the NBA Top 100 Camp for the nation's elite basketball players ... was a candidate for the McDonald's All-America team ... averaged 32.3 points, 6.8 assists, and 3.4 rebounds per game over his four years in high school ... also played football in high school.

**Personal:** Full name is Cashmere A'keem Wright ... born Jan. 9, 1990 in Savannah, Ga. ... son of Gene and Patricia Wright ... has a brother, Antonio Wright ... has a daughter, Aubri Wright ... majoring in criminal justice.

## WRIGHT'S SEASON & CAREER HIGHS

Season		Career
25 vs. Radford, 12/17/11	Points	25 vs. Radford, 12/17/11
4 vs. Radford, 12/17/11	3-Pointers Made	5 vs. Utah Valley, 12/11/10
7 at Georgia, 12/2/11	Rebounds	7 at Georgia, 12/2/11
10 vs. Marshall, 11/25/11	Assists	11 at Providence, 2/19/11
4 vs. Marshall, 11/25/11	Steals	4, 3x (last vs. Marshall, 11/25/11)
1 vs. Marshall, 11/25/11	Blocks	2 at Miami (Ohio), 12/21/10
37, 3x (last at Wright State, 12/14/11)	Minutes	37, 3x (last at Wright State, 12/14/11)

## WRIGHT'S MISCELLANEOUS STATISTICS

Category	2011-12	Career
Double-Figure Scoring Games	4	25
Double-Figure Rebounding Games	0	0
Double-Double Games	0	1
20-Point Scoring Games	2	5
Games Led UC in Scoring	2	10
Games Led UC in Rebounding	0	0
Games Led UC in Assists	8	42
Games With 3+ Assists	7	47
Games With 3+ Blocks	0	0
Games With 3+ Steals	1	9
Games With 3+ Three-Pointers	1	5

## 2011-12 GAME-BY-GAME STATISTICS


Opponent	Date	gs	min	Total	3-Pointers	Free throws	Rebounds	pf	a	to	blk	stl	pts	avg
ALABAMA STATE	11/13/11	*	25	4-7	5/71	2-5	4/00	0-0	3	3	0	1	3	10.0
JACKSONVILLE STATE	11/15/11	*	33	9-14	6/43	2-3	6/67	3-4	7/50	0-6	6	4	5	23.165
PRESBYTERIAN	11/19/11	*	37	1-8	1/25	0-5	0/00	0-0	0/00	1-1	2	3	2	11.7
NORTHWESTERN STATE	11/21/11	*	27	4-5	8/00	1-2	5/00	0-0	0/00	1-2	3	3	5	11.0
MARSHALL	11/25/11	*	37	2-10	2/00	0-1	0/00	3-4	7/50	1-1	2	3	2	10.2
MIAMI (OHIO)	11/29/11	*	35	4-8	5/00	1-3	3/33	0-1	0/00	0-0	0	2	7	9.100
at Georgia	12/02/11	*	33	2-6	3/33	1-2	5/00	0-0	0/00	1-6	7	3	3	9.3
at Xavier	12/10/11	*	30	1-8	1/25	0-3	0/00	2-2	1/000	1-4	5	3	5	8.6
at Wright State	12/14/11	*	37	5-10	5/00	2-7	2/86	0-2	0/00	0-4	4	3	6	12.90
RADFORD	12/17/11	*	27	10-16	6/25	4-9	4/44	1-2	5/00	0-5	5	3	7	10.6
Totals			10	321	42-92	45/7	13-40	32/5	9-15	6/00	5	32	37	10.6

Games played: 10  
Minutes/game: 32.1  
Points/game: 10.6  
FG Pct: 45.7  
3FG Pct: 32.5  
FT Pct: 60.0

Rebounds/game: 3.7  
Assists/game: 4.9  
Turnovers/game: 2.8  
Assist/turnover ratio: 1.8  
Steals/game: 1.4  
Blocks/game: 0.1

## WRIGHT'S CAREER STATISTICS - ALL GAMES

			Total		3-Point		F-Throws		Rebounds											Scoring	
Season	gp-gs	min/avg	fg-fga	pct	fg-fga	pct	ft-fga	pct	off	def	tot	avg	pf	fo	ast	to	blk	stl	pts	avg	
2009	34-11	628/18.5	64-180	.356	18-70	.257	38-64	.594	19	49	68	2.0	62	0	69	52	0	25	184	5.4	
2010	35-34	889/25.4	98-236	.415	32-91	.352	84-113	.743	10	71	81	2.3	66	0	138	73	2	47	312	8.9	
2011	10-10	321/32.1	42-92	.457	13-40	.325	9-15	.600	5	32	37	3.7	19	1	49	28	1	14	106	10.6	
TOTAL	79-55	1838/23.3	204-508	.402	63-201	.313	131-192	.682	34	152	186	2.4	147	1	256	153	3	86	602	7.6	



## OCTAVIUS ELLIS

FR • FORWARD • 6-9 • 200

MEMPHIS, TENN.

WHITEHAVEN

2

**2011-12 Season (Freshman):** Currently serving a six-game suspension for his involvement in the incident with 9.4 seconds remaining at Xavier (12/10) ... grabbed three boards vs. Northwestern State (11/21) ... Passed for one assist in five minutes vs. Jacksonville State (11/15) ... logged six points, two rebounds and two blocks in 11 minutes in collegiate debut against Alabama State (11/13).

**Prior to Cincinnati:** Averaged 15 points and 10 rebounds as a senior at Whitehaven High School ... tabbed an all-conference selection, averaging 16.8 points, 7.8 rebounds, 2.2 blocks and 2.1 assists as a junior ... rated as a three-star recruit by *Rivals.com* and *Scout.com* ... chose to attend Cincinnati over Auburn, Mississippi State and Murray State.

**Personal:** Octavius Todd Ellis ... born March 10, 1993 in Memphis, Tenn. ... son of Jerrell Horne, a former basketball player at the University of Memphis (1993 & 1994) ... cousin of current NBA player Monta Ellis (Golden State) ... guardian is Flossie Ellis ... has two sisters Nissa and Dawn Ellis ... majoring in criminal justice.

### ELLIS' SEASON & CAREER HIGHS

Season		Career
6 vs. Alabama State, 11/13/11	Points	6 vs. Alabama State, 11/13/11
0	3-Pointers Made	0
3 vs. Northwestern State, 11/21/11	Rebounds	3 vs. Northwestern State, 11/21/11
1 vs. Jacksonville State, 11/15/11	Assists	0
1, 2x (last vs. Jacksonville State, 11/15/11)	Steals	1, 2x (last vs. Jacksonville State, 11/15/11)
2 vs. Alabama State, 11/13/11	Blocks	2 vs. Alabama State, 11/13/11
11 vs. Alabama State, 11/13/11	Minutes	11 vs. Alabama State, 11/13/11

### ELLIS' MISCELLANEOUS STATISTICS

Category	2011-12	Career
Double-Figure Scoring Games	0	0
Double-Figure Rebounding Games	0	0
Double-Double Games	0	0
20-Point Scoring Games	0	0
Games Led UC in Scoring	0	0
Games Led UC in Rebounding	0	0
Games Led UC in Assists	0	0
Games With 3+ Assists	0	0
Games With 3+ Blocks	0	0
Games With 3+ Steals	0	0
Games With 3+ Three-Pointers	0	0

### 2011-12 GAME-BY-GAME STATISTICS


Opponent	Date	gs	min	Total		3-Pointers		Free throws		Rebounds				pf	a	to	blk	stl	pts	avg
				fg-fga	pct	3fg-fga	pct	ft-fa	pct	off	def	tot	avg							
ALABAMA STATE	11/13/11	11	2-2	1.000	0-0	.000	2-2	1.000	1	1	2	2.0	0	0	0	2	1	6	6.0	
JACKSONVILLE STATE	11/15/11	5	0-1	.000	0-0	.000	0-0	.000	0	0	0	1.0	0	1	0	0	0	1	3.0	
NORTHWESTERN STATE	11/21/11	9	0-2	.000	0-0	.000	1-2	.500	0	3	3	1.7	1	0	3	0	0	1	2.3	
Totals		0	25	2-5	.400	0-0	.000	3-4	.750	1	4	5	1.7	1	3	2	2	7	2.3	

Games played: 3  
Minutes/game: 8.3  
Points/game: 2.3  
FG Pct: 40.0  
FT Pct: 75.0

Rebounds/game: 1.7  
Assists/game: 0.3  
Turnovers/game: 1.0  
Assist/turnover ratio: 0.3  
Steals/game: 0.7  
Blocks/game: 0.7

### ELLIS' CAREER STATISTICS - ALL GAMES

Season	gp-gs	min/avg	Total fg-fga	pct	3-Point fg-fga	pct	F-Throws ft-fa	pct	Rebounds off def tot	avg	pf	fo	ast	to	blk	stl	Scoring pts	avg
2011	3-0	25/8.3	2-5	.400	0-0	.000	3-4	.750	1	4	5	1.7	1	0	1	3	7	2.3
TOTAL	3-0	25/8.3	2-5	.400	0-0	.000	3-4	.750	1	4	5	1.7	1	0	1	3	7	2.3



## DION DIXON

SR • GUARD • 6-3 • 195

CHICAGO, ILL.

CRANE TECHNICAL PREP

# 3

**Pronunciation:** DEE-on Dixon

**2011-12 Season (Senior):** Tallied 15 points with three rebounds, three assists, one block and one steal vs. Radford (12/17) ... produced 10 points with two steals, one rebounds and one assist at Wright State (12/14) ... totaled 14 points with season-high four assists at Xavier (12/10) ... scored 19 points and tied career high with three steals at Georgia (12/2) ... produced 10 points and two rebounds vs. Miami (11/29) ... totaled 12 points, four rebounds, two assists and two steals in career-high 41 minutes vs. Marshall (11/25) ... scored 12 points after attempting career-high 10 free throws, making eight vs. Northwestern State (11/21) ... grabbed career-high 10 rebounds and scored seven points vs. Presbyterian (11/19) ... tallied 20 points with nine rebounds and four made three-pointers in career-high 40 minutes vs. Jacksonville State (11/15) ... scored 14 points with two rebounds and two assists vs. Alabama State (11/13).

**2010-11 Season (Junior):** Started in 30 of 35 games played, averaging 26.8 minutes ... led Bearcats in scoring in nine games ... scored in double figures in 23 games ... scored 16 points and grabbed six boards vs. Missouri (3/17) in NCAA Tournament Second Round ... had 17 points and three steals at Georgetown (2/23) ... scored 16 points at Providence (2/19) ... scored 18 points after making a career-high six three-point field goals at Syracuse (1/15) ... scored a career-high 23 points and added a season-high seven rebounds at Miami (Ohio) (12/21) ... posted 20 points vs. Dayton (11/27).

**2009-10 Season (Sophomore):** Was the Bearcats' top reserve, averaging 4.6 points and 2.0 rebounds in 32 games off the bench ... notched first double-figure scoring effort in 10 games with 12 points off the bench vs. Marquette (2/21) ... notched first career double-double with 12 points and a career-high tying 10 rebounds against Vanderbilt (11/23).

**2008-09 Season (Freshman):** Team's top scorer off the bench averaging 7.3 ppg ... recorded fourth double-figure scoring game in a five-game stretch with a career-high 18 points at Syracuse (3/1) ... poured in 10 points at No. 4/4 Pittsburgh (2/14) ... added 10 points off the bench and tied a season-high with five assists vs. St. John's (2/11) ... tied a then career-high with 14 points on a career-high four 3-pointers at Providence (1/19).

**Prior to Cincinnati:** Played his prep career at Crane Technical Prep in Chicago ... averaged 21.8 points, 5.6 rebounds, and 2.2 steals per game as a senior ... led the city in scoring ... earned special mention all-state from the Associated Press in 2008 ... named to the honor roll while in school.

**Personal:** Full name is Diontae Dwayne Dixon ... born Dec. 24, 1989 in Chicago, Ill. ... son of Toni Dixon and Donnie Harris ... has a twin sister D'Anna ... majoring in criminal justice.

## DIXON'S SEASON & CAREER HIGHS

Season		Career
20 vs. Jacksonville State, 11/15/11	Points	23 at Miami (Ohio), 12/21/2010
4, 2x (last at Georgia, 12/2/11)	3-Pointers Made	6 at Syracuse, 1/15/11
10 vs. Presbyterian, 11/19/11	Rebounds	10 vs. Presbyterian, 11/19/11
4 at Xavier, 12/10/11	Assists	6 vs. Seton Hall, 12/31/10
3 at Georgia, 12/2/11	Steals	3, 7x (last at Georgia, 12/2/11)
2 vs. Jacksonville State, 11/15/11	Blocked Shots	2, 3x (last vs. Jacksonville State, 11/15/11)
41 vs. Marshall, 11/25/11	Minutes	41 vs. Marshall, 11/25/11

## DIXON'S MISCELLANEOUS STATISTICS

Category	2011-12	Career
Double-Figure Scoring Games	9	48
Double-Figure Rebounding Games	1	3
Double-Double Games	0	1
20-Point Scoring Games	1	4
Games Led UC in Scoring	0	12
Games Led UC in Rebounding	2	6
Games Led UC in Assists	2	14
Games With 3+ Assists	2	22
Games With 3+ Blocks	0	0
Games With 3+ Steals	1	7
Games With 3+ Three-Pointers	2	16

## 2011-12 GAME-BY-GAME STATISTICS

Opponent	Date	gs	min	Total		3-Pointers		Free throws		Rebounds											
				fg-fga	pct	3fg-fga	pct	ft-fa	pct	off	def	tot	avg	pf	a	to	blk	stl	pts	avg	
ALABAMA STATE	11/13/11	*	28	5-12	.417	1-3	.333	3-4	.750	2	0	2	2.0	0	2	2	1	1	14	14.0	
JACKSONVILLE STATE	11/15/11	*	40	7-16	.438	4-8	.500	2-2	1.000	3	6	9	5.5	0	0	5	2	1	20	17.0	
PRESBYTERIAN	11/19/11	*	35	3-12	.250	1-6	.167	0-0	.000	6	4	10	7.0	2	2	2	0	0	7	13.7	
NORTHWESTERN STATE	11/21/11	*	25	2-6	.333	0-2	.000	8-10	.800	2	1	3	6.0	0	1	3	0	2	12	13.3	
MARSHALL	11/25/11	*	41	4-9	.444	1-4	.250	3-7	.429	2	2	4	5.6	2	2	1	0	2	12	13.0	
MIAMI (OHIO)	11/29/11	*	28	3-8	.375	2-5	.400	2-3	.667	1	1	2	5.0	2	1	2	0	1	10	12.5	
at Georgia	12/02/11	*	33	6-11	.545	4-6	.667	3-6	.500	2	2	4	4.9	3	1	2	0	3	19	13.4	
at Xavier	12/10/11	*	37	4-16	.250	0-4	.000	6-6	1.000	1	1	2	4.5	1	4	2	0	1	14	13.5	
at Wright State	12/14/11	*	36	3-7	.429	1-5	.200	3-7	.429	0	1	1	4.1	0	1	3	0	2	10	13.1	
RADFORD	12/17/11	*	23	5-7	.714	1-2	.500	4-6	.667	1	2	3	4.0	0	3	3	1	1	15	13.3	
Totals			10	326	42-104	.404	15-45	.333	34-51	.667	20	20	40	4.0	10	17	25	4	14	133	13.3

Games played: 10  
Minutes/game: 32.6  
Points/game: 13.3  
FG Pct: 40.4  
3FG Pct: 33.3  
FT Pct: 66.7

Rebounds/game: 4.0  
Assists/game: 1.7  
Turnovers/game: 2.5  
Assist/turnover ratio: 0.7  
Steals/game: 1.4  
Blocks/game: 0.4

## DIXON'S CAREER STATISTICS - ALL GAMES

Season	gp-gs	min/avg	Total fg-fga	pct	3-Point fg-fga	pct	F-Throws ft-fa	pct	Rebounds off	def	tot	avg	pf	fo	ast	to	blk	stl	Scoring pts	avg
2008	32-5	700/21.9	76-207	.367	36-118	.305	46-69	.667	40	59	99	3.1	52	1	44	36	5	16	234	7.3
2009	33-1	522/15.8	54-154	.351	14-65	.215	39-52	.750	28	39	67	2.0	40	0	36	30	2	16	161	4.9
2010	35-30	938/26.8	132-318	.415	48-135	.356	93-122	.762	40	63	103	2.9	44	0	65	44	1	36	405	11.6
2011	10-10	326/32.6	42-104	.404	15-45	.333	34-51	.667	20	20	40	4.0	10	0	17	25	4	14	133	13.3
TOTAL	110-46	2486/22.6	304-783	.388	113-363	.311	212-294	.721	128	181	309	2.8	146	1	162	135	12	82	933	8.5



## JUSTIN JACKSON

SO • FORWARD • 6-8 • 210

COCOA BEACH, FLA.

ARLINGTON COUNTRY DAY

5

**2011-12 Season (Sophomore):** Blocked career-best four shots, scored six points and grabbed four rebounds vs. Radford (12/17) ... scored career-high 11 points with eight rebounds and tied career-best with three blocks at Wright State (12/14) ... scored career-high nine points and secured career-high-tying nine boards vs. Presbyterian (11/19) ... grabbed career-best nine rebounds and tied career highs in minutes (29), blocks (3) and assists (3) vs. Jacksonville State (11/15) ... scored four points with career-high three blocks and tied career highs in rebounds (7), assists (3) and steals (3) vs. Alabama State (11/13).

**2010-11 Season (Freshman):** Played in 35 games off the bench while averaging 12.9 minutes ... shot 52.7 percent from the field (39-of-74) on the season... scored five or more points in six games ... grabbed four or more rebounds in 14 games ... had four points and two rebounds at Marquette (3/2) ... tied his career high with eight points and added six rebounds at Pittsburgh (2/5) ... scored a career-high eight points at St. John's (1/22) ... grabbed two rebounds and scored two points at Syracuse (1/15) ... scored a career-high seven points and grabbed four rebounds vs. St. Francis (12/23) ... posted a career high seven rebounds vs. Dayton (11/27) ... played 26 minutes in his collegiate debut vs. Mount St. Mary's (11/15) and grabbed four rebounds, made two assists and totaled three steals.

**High School:** Was ranked No. 92 among the *ESPN.com* 100 top recruits ... was the first player signed in the early signing period by UC ... is a power forward with strong defensive and rebounding skills ... played one season with fellow UC freshman Kelvin Gaines at Arlington Country Day in Jacksonville, Fla. ... helped the Apaches to the FHSAA Class 2A finals and a record of 21-6 as a senior ... spent his junior season at Montverde Academy playing for Kevin Sutton where he posted 15.0 points, 12.3 rebounds, and 3.1 blocks per game ... named to the Florida Association of Basketball Coaches (FABC) and Florida Sports Writer's Association (FSWA) State All-Independent teams.

**Personal:** Full name is Justin LeShayne Jackson ... born Oct. 13, 1990 ... son of Shannan and Larry Jackson ... has two brothers and a sister ... majoring in criminal justice.

## JACKSON'S SEASON & CAREER HIGHS

2011-12 Season		Career
11 at Wright State, 12/14/11	Points	11 at Wright State, 12/14/11
0	3-Pointers Made	1 vs. St. Francis, 12/23/10
9, 2x (last vs. Presbyterian, 11/19/11)	Rebounds	9, 2x (last vs. Presbyterian, 11/19/11)
3, 2x (last vs. Jacksonville State, 11/15/11)	Assists	3, 3x (last vs. Jacksonville State, 11/15/11)
3, 2x (last vs. Presbyterian, 11/19/11)	Steals	3, 2x (last vs. Presbyterian, 11/19/11)
4 vs. Radford, 12/17/11	Blocked Shots	4 vs. Radford, 12/17/11
35 vs. Miami (Ohio), 11/29/11	Minutes	35 vs. Miami (Ohio), 11/29/11

## JACKSON'S MISCELLANEOUS STATISTICS

Category	2011-12	Career
Double-Figure Scoring Games	1	1
Double-Figure Rebounding Games	0	0
Double-Double Games	0	0
20-Point Scoring Games	0	0
Games Led UC in Scoring	0	0
Games Led UC in Rebounding	2	3
Games Led UC in Assists	0	2
Games With 3+ Assists	2	4
Games With 3+ Blocks	5	5
Games With 3+ Steals	2	4
Games With 3+ Three-Pointers	0	0

## 2011-12 GAME-BY-GAME STATISTICS


Opponent	Date	gs	min	Total		3-Pointers		Free throws		Rebounds										
				fg	pct	3fg	pct	ft	pct	off	def	tot	avg	pf	a	t/o	blk	stl	pts	avg
ALABAMA STATE	11/13/11	* 29	2-3	.667	0-1	.000	0-0	.000	0	7	7	7.0	0	3	1	3	3	3	4	4.0
JACKSONVILLE STATE	11/15/11	* 29	2-3	.667	0-0	.000	3-5	.600	5	4	9	8.0	5	3	2	3	2	7	5.5	6.7
PRESBYTERIAN	11/19/11	* 31	4-8	.500	0-0	.000	1-2	.500	5	4	9	8.3	5	1	3	2	3	9	6.7	7.5
NORTHWESTERN STATE	11/21/11	* 25	1-5	.200	0-1	.000	1-4	.250	1	6	7	8.0	1	1	1	3	1	3	5.8	6.2
MARSHALL	11/25/11	* 33	4-5	.800	0-0	.000	0-0	.000	3	3	6	7.6	3	1	3	1	2	8	6.2	6.2
MIAMI (OHIO)	11/29/11	* 35	1-4	.250	0-0	.000	0-1	.000	0	3	3	6.8	1	0	1	0	1	2	5.5	5.5
at Georgia	12/02/11	18	0-2	.000	0-1	.000	0-0	.000	0	2	2	6.1	5	0	1	2	0	0	4.7	4.7
at Xavier	12/10/11	* 12	0-0	.000	0-0	.000	0-0	.000	0	2	2	5.6	3	0	1	0	0	0	4.1	4.1
at Wright State	12/14/11	* 20	4-5	.800	0-0	.000	3-6	.500	4	4	8	5.9	5	1	2	3	0	11	4.9	4.9
RADFORD	12/17/11	* 21	2-3	.667	0-0	.000	2-4	.500	0	2	2	5.5	2	0	0	4	0	6	5.0	5.0
Totals		9	253	20-38	.526	0-3	.000	10-22	.455	18	37	55	5.5	30	10	15	21	12	50	5.0

Games played: 10  
Minutes/game: 25.3  
Points/game: 5.0  
FG Pct: 52.6  
3FG Pct: 0.0  
FT Pct: 45.5

Rebounds/game: 5.5  
Assists/game: 1.0  
Turnovers/game: 1.5  
Assist/turnover ratio: 0.7  
Steals/game: 1.2  
Blocks/game: 2.1

## JACKSON'S CAREER STATISTICS - ALL GAMES

Season	gp-gs		min/avg		Total		3-Point		F-Throws		Rebounds				Scoring							
	gp	gs	min	avg	fg-fga	pct	fg-fga	pct	ft-ftha	pct	off	def	tot	avg	pf	fo	ast	to	blk	stl	pts	avg
2010	35-0	452	12.9		39-74	.527	1-3	.333	10-33	.303	30	58	88	2.5	71	2	24	36	18	26	89	2.5
2011	10-9	253	25.3		20-38	.526	0-3	.000	10-22	.455	18	37	55	5.5	30	4	10	15	21	12	50	5.0
TOTAL	45-9	705	15.7		59-112	.527	1-6	.167	20-55	.364	48	95	143	3.2	101	6	34	51	39	38	139	3.1



## ALEX EPPENSTEINER

JR • GUARD • 6-3 • 210

CINCINNATI, OHIO

ELDER

# 10

**2011-12 Season (Junior):** Played four minutes vs. Radford, recording one assist (12/17) ... entered game in final minute at Wright State (12/14) and vs. Northwestern State (11/21) ... saw two minutes of action vs. Alabama State (11/13).

**2010-11 Season (Sophomore):** Played in seven games without a start, averaging 1.4 minutes ... connected on his first-career field goal and tied his career high of two points vs. Georgetown (3/5) ... played two minutes vs. St. Francis (12/23) and recorded his first-career steal ... scored first collegiate basket against Georgia Southern (12/14) in season-high three minutes played ... played one minute at Toledo ... saw first action of season against Dayton (11/27).

**2009-10 Season (Freshman):** Saw first action since Jan. 6 in first-round NIT match-up against Weber State (3/17) ... dished out a season-high two assists on Dec. 1 against Texas Southern ... made collegiate debut in win over Toledo (11/18).

**Prior to Cincinnati:** Two-year letterwinner at Elder High School ... averaged 14.0 points and led Elder in free throw percentage and blocked shots during senior season ... coached by Joe Schoenfeld ... helped 2008 squad to an 18-5 overall record.

**Personal:** Full name is Alex Joseph Eppensteiner ... born Dec. 26, 1990 ... son of Janis and John Eppensteiner ... has two brothers and one sister ... majoring in business.

## EPPENSTEINER'S SEASON & CAREER HIGHS

2011-12 Season	Career
0	Points 2, 2x (last vs. Georgetown, 3/5/11)
0	3-Pointers Made
0	Rebounds
1 vs. Radford, 12/17/11	Assists 2 vs. Texas Southern, 12/1/09
0	Steals 1 vs. St. Francis, 12/23/2010
0	Blocked Shots
4 vs. Radford, 12/17/11	Minutes 5 vs. Texas Southern, 12/1/09

## EPPENSTEINER'S MISCELLANEOUS STATISTICS

Category	2011-12	Career
Double-Figure Scoring Games	0	0
Double-Figure Rebounding Games	0	0
Double-Double Games	0	0
20-Point Scoring Games	0	0
Games Led UC in Scoring	0	0
Games Led UC in Rebounding	0	0
Games Led UC in Assists	0	0
Games With 3+ Assists	0	0
Games With 3+ Blocks	0	0
Games With 3+ Steals	0	0
Games With 3+ Three-Pointers	0	0

## 2011-12 GAME-BY-GAME STATISTICS

Opponent	Date	gs	min	Total	3-Pointers	Free throws	Rebounds	pf	a	t/o	blk	stl	pts	avg
ALABAMA STATE	11/13/11	2	0-0	.000	0-0	.000	0-0	0	0	0	0	0	0	0.0
NORTHWESTERN STATE	11/21/11	0	0-0	.000	0-0	.000	0-0	0	0	0	0	0	0	0.0
at Wright State	12/14/11	1	0-0	.000	0-0	.000	0-0	0	0	0	0	0	0	0.0
RADFORD	12/17/11	4	0-0	.000	0-0	.000	0-0	0	0	0	0	0	0	0.0
Totals		0	7	0-0	.000	0-0	.000	0	0	0	0	0	0	0.0

Games played: 4  
Minutes/game: 1.8

Assists/game: 0.3  
Assist/turnover ratio: 99.9

## EPPENSTEINER'S CAREER STATISTICS - ALL GAMES

			Total		3-Point		F-Throws		Rebounds											Scoring	
Season	gp-gs	min/avg	fg-fga	pct	fg-fga	pct	ft-fga	pct	off	def	tot	avg	pf	fo	ast	to	blk	stl	pts	avg	
2009	6-0	10/1.7	0-3	.000	0-1	.000	0-2	.000	0	0	0	0.0	1	0	2	1	0	0	0	0.0	
2010	7-0	10/1.4	1-2	.500	0-0	.000	2-2	1.000	0	0	0	0.0	0	0	0	0	0	1	4	0.6	
2011	4-0	7/1.8	0-0	.000	0-0	.000	0-0	.000	0	0	0	0.0	2	0	1	0	0	0	0	0.0	
TOTAL	17-0	27/1.6	1-5	.200	0-1	.000	2-4	.500	0	0	0	0.0	3	0	3	1	0	1	4	0.2	



## CHEIKH MBODJ

JR-TR • CENTER • 6-10 • 245

DAKAR, SENEGAL

GRAYSON COUNTY (TEXAS) COLLEGE

# 13

**Pronunciation:** sheck MUHD-j (MUHD rhymes with WOOD)

**2011-12 Season (Junior):** Currently serving a six-game suspension for his involvement in the incident with 9.4 seconds remaining at Xavier (12/10)... missed the first three games of the season with a right ankle injury ... Made first-career start at Georgia (12/5) and produced four points and season highs of five rebounds and two assists ... led team with season-best 12 points with four rebounds vs. Miami (11/29) ... made UC debut vs. Northwestern State (11/21) and totaled two points, one rebound and one block in 11 minutes.

**Prior to Cincinnati:** Earned 2011 NJCAA All-America honorable mention selection and tabbed 2011 North Texas Junior College Athletic Association co-player of the year ... averaged a team-leading 14.6 points, 7.3 rebounds and 2.2 blocks for Grayson who posted a 20-11 mark ... ranked No. 24 in the NJCAA Division I statistical rankings in blocks per game ... shot 50.8 percent from the field (152-of-299) ... listed as a three-star prospect by Rivals.com ... chose to attend Cincinnati over San Diego State.

**Personal:** Cheikh Tidiane Mbodj ... born Aug. 1, 1987 in Dakar, Senegal ... son of Asta Khaly Welle and Ousmane Mbodj ... has two brothers: Yerim and Massaer and four sisters: Ndeye, Fatou, Aminata and Fanta ... majoring in general studies.

## MBODJ'S SEASON & CAREER HIGHS

Season		Career
12 vs. Miami, 11/29/11	Points	12 vs. Miami, 11/29/11
1 vs. Miami, 11/29/11	3-Pointers Made	1 vs. Miami, 11/29/11
5 at Georgia, 12/2/11	Rebounds	5 at Georgia, 12/2/11
2 at Georgia, 12/2/11	Assists	2 at Georgia, 12/2/11
1 vs. Miami, 11/29/11	Steals	1 vs. Miami, 11/29/11
1, 2x (last vs. Marshall, 11/25/11)	Blocks	1, 2x (last vs. Marshall, 11/25/11)
25 at Georgia, 12/2/11	Minutes	25 at Georgia, 12/2/11

## MBODJ'S MISCELLANEOUS STATISTICS

Category	2011-12	Career
Double-Figure Scoring Games	1	1
Double-Figure Rebounding Games	0	0
Double-Double Games	0	0
20-Point Scoring Games	0	0
Games Led UC in Scoring	1	1
Games Led UC in Rebounding	0	0
Games Led UC in Assists	0	0
Games With 3+ Assists	0	0
Games With 3+ Blocks	0	0
Games With 3+ Steals	0	0
Games With 3+ Three-Pointers	0	0

## 2011-12 GAME-BY-GAME STATISTICS


Opponent	Date	gs	min	Total		3-Pointers		Free throws		Rebounds		pf	a	to	blk	stl	pts	avg
				fg-fga	pct	3fg-fga	pct	ft-fa	pct	off	def							
NORTHWESTERN STATE	11/21/11	11	0-1	.000	0-0	.000	2-4	.500	0	1	1	1.0	2	0	1	1	0	2.0
MARSHALL	11/25/11	19	1-4	.250	0-0	.000	1-2	.500	1	1	2	1.5	3	0	0	1	0	2.5
MIAMI (OHIO)	11/29/11	14	5-9	.556	1-1	1.000	1-2	.500	3	1	4	2.3	2	0	0	0	1	12.57
at Georgia	12/02/11	* 25	2-5	.400	0-0	.000	0-2	.000	3	2	5	3.0	5	2	0	0	4	5.3
at Xavier	12/10/11	13	1-4	.250	0-0	.000	0-1	.000	1	2	3	3.0	3	0	0	1	0	2.46
Totals		1	82	9-23	.391	1-1	1.000	4-11	.364	8	7	15	3.0	15	2	1	3	23.46

Games played: 5  
Minutes/game: 16.4  
Points/game: 4.6  
FG Pct: 39.1  
3FG Pct: 100.0  
FT Pct: 36.4

Rebounds/game: 3.0  
Assists/game: 0.4  
Turnovers/game: 0.2  
Assist/turnover ratio: 2.0  
Steals/game: 0.2  
Blocks/game: 0.6

## MBODJ'S CAREER STATISTICS - ALL GAMES

			Total		3-Point		F-Throws		Rebounds										Scoring	
Season	gp-gs	min/avg	fg-fga	pct	fg-fga	pct	ft-fa	pct	off	def	tot	avg	pf	fo	ast	to	blk	stl	pts	avg
2011	5-1	82/16.4	9-23	.391	1-1	1.000	4-11	.364	8	7	15	3.0	15	1	2	1	3	1	23	4.6
TOTAL	5-1	82/16.4	9-23	.391	1-1	1.000	4-11	.364	8	7	15	3.0	15	1	2	1	3	1	23	4.6



## GE'LAWN GUYN

FR • GUARD • 6-1 • 175  
GEORGETOWN, KY.  
SOUTH KENT PREP (CONN.)

# 14

**Pronunciation:** JEE-lawn Gwin

**2011-12 Season (Freshman):** Tallied seven points and one steal vs. Radford (12/17) in first game back from serving a one-game suspension for his involvement in the incident with 9.4 seconds remaining at Xavier ... grabbed one rebound and passed out an assist at Xavier (12/10) ... played 12 minutes at Georgia (12/2), grabbing one rebound ... scored two points with two rebounds and one steal vs. Miami (11/29) ... posted three points and one steal in six minutes vs. Marshall (11/25) ... recorded first career double-digit point total with 10 vs. Northwestern State (11/21) ... totaled one assist and one rebound vs. Presbyterian (11/19) ... had two assists in five minutes vs. Jacksonville State (11/15) ... scored three points and dished out one assist vs. Alabama State (11/13).

**Prior to Cincinnati:** Averaged 16 points, six rebounds and nine assists during his one season at South Kent Prep (2010-11) ... averaged nearly 16 points as a senior while helping Scott County High School (Ky.) to a 30-8 record and the state championship semifinals (2009-10) ... ranked among the Top 50 shooting guards in the nation by *Scout.com* ... listed as a three-star prospect by *Scout.com* and *Rivals.com* ... chose to attend Cincinnati over Baylor, Dayton, Iowa State, Providence, Rutgers and South Florida.

**Personal:** Ge'Lawn Rakeem Guyn ... born November 24, 1990 in Lexington, Ky. ... son of Rebecca and George Guyn ... has five brothers: Algernon Aderson, General Guyn, Elishawn Guyn, Octavien Guyn and Jameal Withrow and a sister, Tereka Guyn ... majoring in criminal justice.

## GUYN'S SEASON & CAREER HIGHS

Season		Career
10 vs. Northwestern State, 11/21/11	<b>Points</b>	10 vs. Northwestern State, 11/21/11
2 vs. Northwestern State, 11/21/11	<b>3-Pointers Made</b>	2 vs. Northwestern State, 11/21/11
2, vs. Miami, 11/29/11	<b>Rebounds</b>	2, vs. Miami, 11/29/11
2 vs. Jacksonville State, 11/15/11	<b>Assists</b>	2 vs. Jacksonville State, 11/15/11
1, 2x (last vs. Radford, 12/17/11)	<b>Steals</b>	1, 2x (last vs. Radford, 12/17/11)
0	<b>Blocks</b>	0
19 vs. Northwestern State, 11/21/11	<b>Minutes</b>	19 vs. Northwestern State, 11/21/11

## GUYN'S MISCELLANEOUS STATISTICS

Category	2011-12	Career
Double-Figure Scoring Games	1	1
Double-Figure Rebounding Games	0	0
Double-Double Games	0	0
20-Point Scoring Games	0	0
Games Led UC in Scoring	0	0
Games Led UC in Rebounding	0	0
Games Led UC in Assists	0	0
Games With 3+ Assists	0	0
Games With 3+ Blocks	0	0
Games With 3+ Steals	0	0
Games With 3+ Three-Pointers	0	0

## 2011-12 GAME-BY-GAME STATISTICS

Opponent	Date	gs	min	Total		3-Pointers		Free throws		Rebounds										
				fg-fga	pct	3fg-fga	pct	ft-fte	pct	off	def	tot	avg	pf	a	to	blk	stl	pts	avg
ALABAMA STATE	11/13/11	14	1-4	.250	0-2	.000	1-2	.500	0	0	0	0.0	1	1	1	0	0	3	3.0	
JACKSONVILLE STATE	11/15/11	5	0-0	.000	0-0	.000	0-0	.000	0	0	0	0.0	3	2	2	0	0	0	1.5	
PRESBYTERIAN	11/19/11	6	0-1	.000	0-1	.000	0-0	.000	0	1	1	0.3	1	0	0	0	0	0	1.0	
NORTHWESTERN STATE	11/21/11	19	3-4	.750	2-2	1.000	2-2	1.000	0	1	1	0.5	2	1	1	0	0	10	3.3	
MARSHALL	11/25/11	6	1-1	1.000	1-1	1.000	0-1	.000	0	0	0	0.4	1	0	0	0	1	3	3.2	
MIAMI (OHIO)	11/29/11	18	1-4	.250	0-1	.000	0-1	.000	1	1	2	0.7	1	0	0	0	1	2	3.0	
at Georgia	12/02/11	12	0-1	.000	0-1	.000	0-0	.000	0	1	1	0.7	3	0	0	0	0	0	2.6	
at Xavier	12/10/11	12	0-4	.000	0-1	.000	0-0	.000	0	1	1	0.8	1	1	0	0	0	0	2.3	
RADFORD	12/17/11	16	3-6	.500	0-1	.000	1-1	1.000	0	0	0	0.7	2	0	2	0	1	7	2.8	
Totals		0	108	9-25	.360	3-10	.300	4-7	.571	1	5	6	0.7	14	6	6	0	3	25	2.8

Games played: 9  
Minutes/game: 12.0  
Points/game: 2.8  
FG Pct: .36.0  
3FG Pct: .30.0  
FT Pct: .57.1

Rebounds/game: 0.7  
Assists/game: 0.7  
Turnovers/game: 0.7  
Assist/turnover ratio: 1.0  
Steals/game: 0.3

## GUYN'S CAREER STATISTICS - ALL GAMES

Season	gp-gs	min/avg	Total fg-fga	pct	3-Point fg-fga	pct	F-Throws ft-fte	pct	Rebounds off	def	tot	avg	pf	fo	ast	to	blk	stl	Scoring pts	avg
2011	9-0	108/12.0	9-25	.360	3-10	.300	4-7	.571	1	5	6	0.7	14	0	6	6	0	3	25	2.8
TOTAL	9-0	108/12.0	9-25	.360	3-10	.300	4-7	.571	1	5	6	0.7	14	0	6	6	0	3	25	2.8



## JERMAINE SANDERS

FR • FORWARD • 6-5 • 225

FAR ROCKAWAY, N.Y.

RICE HIGH SCHOOL

# 15

**2011-12 Season (Freshman):** Produced career-high 12 points in season-best 22 minutes ... shot 3 for 3 from three-point range and set career highs in points (nine), rebounds (four) and minutes (18) at Wright State (12/14) ... played two minutes at Xavier (12/10) ... scored two points in five minutes at Georgia (12/2) ... recorded one point and one rebound in three minutes vs. Miami (11/29) ... grabbed one rebounds in five minutes of action vs. Marshall (11/25) ... scored three points with one rebounds vs. Northwestern State (11/21) ... played five minutes vs. Presbyterian (11/19) ... recorded six points with one assist in 12 minutes vs. Jacksonville State (11/15) ... played 10 minutes vs. Alabama State (11/13).

**Prior to Cincinnati:** Named 2011 All-Manhattan Boys Basketball Player of the Year by the New York Post ... named first-team All-New York ... averaged a team-high 18.1 points for Rice High School, leading the team to the CHSAA Class 2A intersectional final ... named a four-start prospect by Rivals.com and Scout.com... tabbed the nation's 25th-best small forward by Scout.com ... tabbed the 131st-best player overall nationally by Rivals.com ... chose to attend Cincinnati over Maryland, Pittsburgh, St. John's and Villanova.

**Personal:** Jermaine Jameek Sanders ... born Sept. 4, 1992 in Far Rockaway, N.Y. ... son of Lisa Stallings and Jermaine Sanders ... has one brother, Jaquan ... majoring in criminal justice.

### SANDERS' SEASON & CAREER HIGHS

Season		Career
12 vs. Radford, 12/17/11	Points	12 vs. Radford, 12/17/11
3 at Wright State, 12/14/11	3-Pointers Made	3 at Wright State, 12/14/11
4 at Wright State, 12/14/11	Rebounds	4 at Wright State, 12/14/11
1, 3x (last vs. Radford, 12/17/11)	Assists	1, 3x (last vs. Radford, 12/17/11)
1 at Wright State, 12/14/11	Steals	1 at Wright State, 12/14/11
0	Blocks	0
22 vs. Radford, 12/17/11	Minutes	22 vs. Radford, 12/17/11

### SANDERS' MISCELLANEOUS STATISTICS

Category	2011-12	Career
Double-Figure Scoring Games	1	1
Double-Figure Rebounding Games	0	0
Double-Double Games	0	0
20-Point Scoring Games	0	0
Games Led UC in Scoring	0	0
Games Led UC in Rebounding	0	0
Games Led UC in Assists	0	0
Games With 3+ Assists	0	0
Games With 3+ Blocks	0	0
Games With 3+ Steals	0	0
Games With 3+ Three-Pointers	1	1

### 2011-12 GAME-BY-GAME STATISTICS

Opponent	Date	gs	min	Total		3-Pointers		Free throws		Rebounds				pf	a	to	blk	stl	pts	avg
				fg-fga	pct	3fg-fga	pct	ft-fa	pct	off	def	tot	avg							
ALABAMA STATE	11/13/11	10		0-1	.000	0-0	.000	0-0	.000	0	0	0	0.0	1	0	1	0	0	0	0.0
JACKSONVILLE STATE	11/15/11	12		3-4	.750	0-0	.000	0-0	.000	1	0	1	0.5	0	1	1	0	0	6	3.0
PRESBYTERIAN	11/19/11	5		0-0	.000	0-0	.000	0-0	.000	0	0	0	0.3	0	0	0	0	0	0	2.0
NORTHWESTERN STATE	11/21/11	12		1-1	1.000	0-0	.000	1-3	.333	0	1	1	0.5	0	0	1	0	0	3	2.3
MARSHALL	11/25/11	5		0-2	.000	0-2	.000	0-1	.000	0	1	1	0.6	0	0	0	0	0	0	1.8
MIAMI (OHIO)	11/29/11	3		0-0	.000	0-0	.000	1-2	.500	0	1	1	0.7	0	0	0	0	0	1	1.7
at Georgia	12/02/11	5		0-1	.000	0-1	.000	2-4	.500	0	0	0	0.6	0	0	0	0	0	2	1.7
at Xavier	12/10/11	2		0-0	.000	0-0	.000	0-0	.000	0	0	0	0.5	0	0	0	0	0	0	1.5
at Wright State	12/14/11	18		3-3	1.000	3-3	1.000	0-0	.000	1	3	4	0.9	0	1	0	0	1	9	2.3
RADFORD	12/17/11	22		3-4	.750	2-2	1.000	4-4	1.000	2	1	3	1.1	2	1	1	0	0	12	3.3
Totals		0	94	10-16	.625	5-8	.625	8-14	.571	4	7	11	1.1	3	3	4	0	1	33	3.3

Games played: 10  
Minutes/game: 9.4  
Points/game: 3.3  
FG Pct: .625  
3FG Pct: .625  
FT Pct: .571

Rebounds/game: 1.1  
Assists/game: 0.3  
Turnovers/game: 0.4  
Assist/turnover ratio: 0.8  
Steals/game: 0.1

### SANDERS' CAREER STATISTICS - ALL GAMES

			Total		3-Point		F-Throws		Rebounds										Scoring	
Season	gp-gs	min/avg	fg-fga	pct	fg-fga	pct	ft-fa	pct	off	def	tot	avg	pf	fo	ast	to	blk	stl	pts	avg
2011	10-0	94/9.4	10-16	.625	5-8	.625	8-14	.571	4	7	11	1.1	3	0	3	4	0	1	33	3.3
TOTAL	10-0	94/9.4	10-16	.625	5-8	.625	8-14	.571	4	7	11	1.1	3	0	3	4	0	1	33	3.3



## SEAN KILPATRICK

R-SO • GUARD/FORWARD • 6-4 • 215

WHITE PLAINS, N.Y.

NOTRE DAME PREP (MASS.)

# 23

### 2010-11 BIG EAST All-Rookie Team

BIG EAST Rookie of the Week (11/22/10 and 2/14/11)

**2011-12 Season (Sophomore):** Posted 16 points with five rebounds, a season-high four assists, three steals and one block vs. Radford (12/17) ... made career-high six three-pointers and scored game-high 20 points with four rebounds and two steals at Wright State (12/14) ... led all scorers with season-high 22 points with five boards and two steals at Georgia (12/2) ... scored team-high 19 points and grabbed five boards in career-high 45 minutes of playing time vs. Marshall (11/25) ... scored team-high 19 points and made four three-pointers vs. Presbyterian (11/19) ... totaled 13 points and career highs in rebounds (9) and minutes (30) vs. Alabama State (11/13).

**2010-11 Season (Freshman):** Played in 35 games with one start, averaging 20.6 minutes ... led UC with a .377 three-point shooting percentage (46-of-122) ... ranked second on the team in three-pointers made (46), third in scoring (9.7 points) and fourth in assists (5.2) ... led the Bearcats in scoring in nine games ... scored in double figures in 17 games ... grabbed four or more rebounds in 13 games ... made 38.7 percent of his three-point attempts (24-of-62) during BIG EAST play -- 13th-best in the league ... scored 13 points and grabbed three rebounds vs. Georgetown (3/5) ... put up 18 points vs. Louisville (2/16) ... scored a team-high 19 points with a career-high five assists at DePaul (2/8) ... scored 16 points at Notre Dame (1/19) ... scored a game-high 18 points on 6-for-10 shooting, including 4-for-5 from three-point range vs. USF (1/12) ... started first game of career and scored a game-high 21 points vs. St. Francis (12/23) ... recorded a career-high in points (26), three-pointers (5) and minutes (28) against Wright State (12/1), shooting a perfect 5-for-5 from long range ... posted game-high 21 points in his collegiate debut vs. Mount St. Mary's ... first UC freshman to score in double figures in his debut since Yancy Gates in 2008-09.

**2009-10 Season:** Redshirted.

**Prior to Cincinnati:** Averaged 28.4 points, 7.0 rebounds, and 6.0 assists over four-year prep career at White Plains High School ... finished as the leading scorer in White Plains High School history ... a candidate for the McDonald's High School All-American Game ... participated in the Jordan Classic ... a three-time all-state, all-section, all-league, and all-county selection ... helped Notre Dame Prep to a 100-69 win over Apex (N.J.) in the 2009 Big Apple Invitational and was named the game's MVP with 21 points, seven assists, and four steals ... was coached by Ryan Hurd at Notre Dame Prep ... helped ND Prep to Top 10 ranking.

**Personal:** Full name is Sean Redell Kilpatrick ... born Jan. 6, 1990 in Yonkers, New York ... son of Regina Williams and Sean Kilpatrick, Sr. ... has one brother and one sister ... majoring in exploratory studies.

## KILPATRICK'S SEASON & CAREER HIGHS

2011-12 Season		Career
22 at Georgia, 12/2/11	Points	26 vs. Wright State, 12/1/10
6 at Wright State, 12/14/11	3-Pointers Made	6 at Wright State, 12/14/11
9 vs. Alabama State, 11/13/11	Rebounds	9 vs. Alabama State, 11/13/2011
4 vs. Radford, 12/17/11	Assists	5, at DePaul, 2/8/11
3 vs. Radford, 12/17/11	Steals	3, 2x (last vs. Radford, 12/17/11)
1, 4x (last vs. Radford, 12/17/11)	Blocked Shots	1, 4x (last vs. Radford, 12/17/11)
45 vs. Marshall, 11/25/11	Minutes	45 vs. Marshall, 11/25/11

## KILPATRICK'S MISCELLANEOUS STATISTICS

Category	2011-12	Career
Double-Figure Scoring Games	8	25
Double-Figure Rebounding Games	0	0
Double-Double Games	0	0
20-Point Scoring Games	2	5
Games Led UC in Scoring	4	13
Games Led UC in Rebounding	0	1
Games Led UC in Assists	1	5
Games With 3+ Assists	2	10
Games With 3+ Blocks	0	0
Games With 3+ Steals	1	2
Games With 3+ Three-Pointers	4	10

## 2011-12 GAME-BY-GAME STATISTICS


Opponent	Date	gs	min	Total		3-Pointers		Free throws		Rebounds												
				fg-fga	pct	3fg-fga	pct	ft-fa	pct	off	def	tot	avg	pf	a	to	blk	stl	pts	avg		
ALABAMA STATE	11/13/11	*	30	4-8	.500	0-4	.000	5-5	1.000	3	6	9	2	1	2	0	1	13	13.0			
JACKSONVILLE STATE	11/15/11	*	33	3-7	.429	1-1	1.000	2-2	1.000	3	0	3	6	0	2	2	0	9	11.0			
PRESBYTERIAN	11/19/11	*	37	7-15	.467	4-6	.667	1-2	.500	1	2	3	5	0	1	0	1	0	19	13.7		
NORTHWESTERN STATE	11/21/11	*	31	5-7	.714	2-3	.667	1-1	1.000	3	5	8	5	8	0	3	3	1	13	13.5		
MARSHALL	11/25/11	*	45	7-14	.500	3-6	.500	2-2	1.000	3	2	5	5	6	3	0	3	0	19	14.6		
MIAMI (OHIO)	11/29/11	*	34	4-11	.364	2-6	.333	0-0	.000	3	0	3	5	2	1	1	4	1	10	13.8		
at Georgia	12/02/11	*	38	7-15	.467	4-9	.444	4-5	.800	1	4	5	5	1	1	3	0	2	22	15.0		
at Xavier	12/10/11	*	34	3-12	.250	1-8	.125	4-6	.667	1	0	1	4	6	3	1	1	0	1	11	14.5	
at Wright State	12/14/11	*	37	7-15	.467	6-12	.500	0-0	.000	1	3	4	4	6	2	2	1	0	2	20	15.1	
RADFORD	12/17/11	*	26	7-11	.636	2-5	.400	0-0	.000	1	4	5	4	6	1	4	2	1	3	16	15.2	
Totals			10	345	54-115	.470	25-60	.417	19-23	.826	20	26	46	4	6	14	16	21	4	11	152	15.2

Games played: 10  
Minutes/game: 34.5  
Points/game: 15.2  
FG Pct: 47.0  
3FG Pct: 41.7  
FT Pct: 82.6

Rebounds/game: 4.6  
Assists/game: 1.6  
Turnovers/game: 2.1  
Assist/turnover ratio: 0.8  
Steals/game: 1.1  
Blocks/game: 0.4

## KILPATRICK'S CAREER STATISTICS - ALL GAMES

		Total		3-Point		F-Throws		Rebounds												Scoring	
Season	gp-gs	min/avg	fg-fga	pct	fg-fga	pct	ft-fa	pct	off	def	tot	avg	pf	fo	ast	to	blk	stl	pts	avg	
2010	35-1	720/20.6	114-261	.437	46-122	.377	65-90	.722	42	69	111	3.2	45	0	52	43	2	27	339	9.7	
2011	10-10	345/34.5	54-115	.470	25-60	.417	19-23	.826	20	26	46	4.6	14	0	16	21	4	11	152	15.2	
TOTAL	45-11	1065/23.7	168-376	.447	71-182	.390	84-113	.743	62	95	157	3.5	59	0	68	64	6	38	491	10.9	



## KELVIN GAINES

R-FR • CENTER • 6-10 • 225

Ocala, Fla.

ARLINGTON COUNTRY DAY

# 24

**2011-12 Season (R-Freshman):** Totaled season-best three points with four rebounds and two blocks vs. Radford (12/17) ... recorded first-career points (two) and steal (one) with two blocks in career-high 17 minutes at Wright State (12/14) ... played nine minutes at Xavier (12/10), recording a rebound, a block and a steal ... saw action in final minute of game at Georgia (12/2) ... hauled in one rebounds in three minutes vs. Miami (11/29) ... in five minutes of action, grabbed one rebound and blocked one shot vs. Northwestern State (11/21) ... recorded one rebound and one block vs. Presbyterian (11/19) ... had two rebounds and two blocks vs. Jacksonville State (11/15) ... grabbed five rebounds and blocked three shots in eight minutes of action vs. Alabama State (11/13).

**Summer 2011:** Toured Belgium, Germany and London as part of the Global Sports Academy team during August ... played a total of five games against international competition -- two contests in Brussels, Belgium; and one each in Cologne, Germany; Dusseldorf, Germany and Antwerp, Belgium ... averaged seven points and nine rebounds during the trip.

**2010-11 at Cincinnati:** Redshirted season.

**Prior to Cincinnati:** Transferred to Arlington Country Day in Jacksonville, Fla., for his senior campaign and teamed up with fellow UC teammate Justin Jackson ... helped the Apaches to the FHSAA Class 2A finals and a record of 21-6 as a senior ... averaged 10.1 points, 9.9 rebounds, and 6.2 blocks in 2008-09 playing for Jason Neblett at Heat Academy in Martinsville, Va. ... team finished the season with a record of 50-8 and was ranked as high as No. 12 in the national prep school polls.

**Personal:** Full name is Kelvin Ivia Gaines ... born Jan. 11, 1991 ... son of Lawrence and Jackie Stewart ... has two brothers and two sisters ... majoring in criminal justice.

## GAINES' SEASON & CAREER HIGHS

Season		Career
3 vs. Radford, 12/17/11	Points	3 vs. Radford, 12/17/11
0	3-Pointers Made	0
5 vs. Alabama State, 11/13/11	Rebounds	5 vs. Alabama State, 11/13/11
1 at Wright State, 12/14/11	Assists	1 at Wright State, 12/14/11
1 at Xavier, 12/10/11	Steals	1 at Xavier, 12/10/11
3 vs. Alabama State, 11/13/11	Blocks	3 vs. Alabama State, 11/13/11
17, 2x (last vs. Radford, 12/17/11)	Minutes	17, 2x (last vs. Radford, 12/17/11)

## GAINES' MISCELLANEOUS STATISTICS

Category	2011-12	Career
Double-Figure Scoring Games	0	0
Double-Figure Rebounding Games	0	0
Double-Double Games	0	0
20-Point Scoring Games	0	0
Games Led UC in Scoring	0	0
Games Led UC in Rebounding	0	0
Games Led UC in Assists	0	0
Games With 3+ Assists	0	0
Games With 3+ Blocks	1	1
Games With 3+ Steals	0	0
Games With 3+ Three-Pointers	0	0

## 2011-12 GAME-BY-GAME STATISTICS

Opponent	Date	gs	min	Total		3-Pointers		Free throws		Rebounds										
				fg-fga	pct	3fg-3ga	pct	ft-fa	pct	off	def	tot	avg	pf	a	to	blk	stl	pts	avg
ALABAMA STATE	11/13/11	8	0	0	.000	0	.0	0	.000	4	5	2	0	0	3	0	0	0	0.0	
JACKSONVILLE STATE	11/15/11	8	0	0	.000	0	.000	0	.000	0	2	2	0	0	0	2	0	0	0.0	
PRESBYTERIAN	11/19/11	10	0	0	.000	0	.000	0	.000	1	0	2	0	1	0	0	0	0	0.0	
NORTHWESTERN STATE	11/21/11	5	0	0	.000	0	.000	0	.2	0	2	2	0	0	1	0	0	0	0.0	
MIAMI (OHIO)	11/29/11	3	0	0	.000	0	.000	0	.0	0	2	2	0	0	0	0	0	0	0.0	
at Georgia	12/02/11	0	0	0	.000	0	.0	0	.0	0	0	1	0	0	0	0	0	0	0.0	
at Xavier	12/10/11	9	0	0	.000	0	.000	0	.0	0	1	1	0	0	0	1	1	0	0.0	
at Wright State	12/14/11	17	1	1	1.000	0	.000	0	.0	0	2	2	1	0	2	0	2	0	0.3	
RADFORD	12/17/11	17	1	1	1.000	0	.000	1	1.000	0	4	4	2	0	0	2	0	3	0.6	
Totals		0	77	2	.5	.400	0	.000	1	.333	2	16	2.0	13	1	1	12	1	5	0.6

Games played: 9  
Minutes/game: 8.6  
Points/game: 0.6  
FG Pct: 40.0  
FT Pct: 33.3

Rebounds/game: 2.0  
Assists/game: 0.1  
Turnovers/game: 0.1  
Assist/turnover ratio: 1.0  
Steals/game: 0.1  
Blocks/game: 1.3

## GAINES' CAREER STATISTICS - ALL GAMES

Season	gp-gs	min/avg	Total fg-fga	pct	3-Point fg-fga	pct	F-Throws ft-fa	pct	Rebounds off def tot	avg	pf	fo	ast	to	blk	stl	Scoring pts	avg
2011	9-0	77/8.6	2-5	.400	0-0	.000	1-3	.333	2	16	18	2.0	13	1	1	1	5	0.6
TOTAL	9-0	77/8.6	2-5	.400	0-0	.000	1-3	.333	2	16	18	2.0	13	1	1	1	5	0.6



## YANCY GATES

SR • FORWARD • 6-9 • 260  
CINCINNATI, OHIO  
WITHROW

# 34

**Preseason Second-Team All-BIG EAST selection (league's coaches)**  
**Member of 1,000-point club (26th place - 1,215 points)**

**2011-12 Season (Senior):** Currently serving a six-game suspension for his involvement in the incident with 9.4 seconds remaining at Xavier (12/10) ... secured double-double with season bests of 18 points and 12 rebounds at Xavier (12/10) ... led team with eight rebounds and scored five points at Georgia (12/2) ... secured double-double with 10 points and 10 rebounds vs. Miami (11/29) ... recorded 17 points with seven rebounds and one block vs. Marshall (11/25) ... produced double-double with game highs of 18 points and 11 rebounds vs. Northwestern State (11/21) ... scored 17 points with eight rebounds, two blocks and two steals vs. Presbyterian (11/19) ... totaled nine rebounds, eight points, a career-high-tying four assists and two blocks vs. Jacksonville State (11/15) ... recorded double-double with 15 points and 11 rebounds vs. Alabama State (11/13).

**2010-11 Season (Junior):** Played in 34 games with 28 starts, averaging a team-high 27.8 minutes ... ranked among the BIG EAST leaders (all games) in rebounding (10th - 6.9), field goal percentage (eighth - .511) and blocks (14th - 1.26) ... led the Bearcats in five categories: scoring average (11.9), rebounds (6.9), blocks (1.5), field goals made (162) and field goal shooting percentage (.511) ... posted a team-high seven double-doubles ... sparked UC's late season run, averaging 15.8 points and 8.1 rebounds while shooting 59.3 percent from the field (51-of-86) and 69.8 percent from the foul line (37-of-53) over the team's final nine games ... scored in double figures in 24 games and grabbed six or more rebounds in 23 games ... led UC in scoring in eight games and rebounding in 18 games ... registered 18 points and 11 rebounds against Missouri in the second round of the NCAA Tournament ... posted 21 points and eight rebounds at Providence (2/19) ... recorded double-double with 22 points and a career-high-tying 14 rebounds, while adding two blocks, two assists and one steal vs. Xavier (1/6).

**2009-10 Season (Sophomore):** Ranked 15th in the conference in field goal percentage (.522) and was 12th in offensive rebounds (2.5) in overall games ... ranked fourth in field goal percentage (.570) and was tied for 15th in offensive rebounds in conference-only play ... finished first on the team in rebounding (5.9) and was third in scoring (10.4) ... after coming off the bench during the middle portion of the league schedule, he started the final seven games of the year, including all five postseason games ... scored in double figures in all three BIG EAST Championship games, including 16 points and five rebounds against Louisville (3/9) ... scored 23 points on 11-of-15 shooting and added eight boards in win over DePaul (2/24) ... notched double-double with 16 points and a career-high 14 rebounds against No. 23 Pittsburgh (1/4) ... named to the EA Sports Maui Invitational All-Tournament team.

**2008-09 Season (Freshman):** Named to BIG EAST All-Rookie squad ... ranked 10th in offensive rebounds (2.8) ... ranked 12th in BIG EAST-only play in offensive rebounds (2.47) ... grabbed nine rebounds against Seton Hall (3/7) ... collected double-double with 22 points on 9-of-11 shooting to go with 11 rebounds vs. West Virginia (2/26) scored 21 points on 8-of-11 shooting vs. St. John's (2/11) and added six rebounds ... named BIG EAST Rookie of the Week for second time on Feb. 9 after averaging 13.0 ppg and 7.5 rpg in wins over Notre Dame and Georgetown ... named BIG EAST Rookie of the Week on Dec. 22 after averaging 15.7 ppg and 8.0

## GATES' SEASON & CAREER HIGHS

2011-12 Season	Career
18, 2x (last at Xavier, 12/10/11)	Points 25 vs. USF, 3/9/11
1, 2x (last vs. Presbyterian, 11/19/11)	3-Pointers Made 2, vs. Missouri, 3/17/11
12, at Xavier, 12/10/11	Rebounds 14, 2x (last vs. Xavier, 1/6/11)
4 vs. Jacksonville State, 11/15/11	Assists 4, 2x (last vs. Jacksonville State, 11/15/2011)
2, 2x (last vs. Presbyterian, 11/19/11)	Steals 4 vs. St. Francis, 12/23/10
2, 2x (last vs. Presbyterian, 11/19/11)	Blocked Shots 4, 3x (last vs. FAMU, 11/22/10)
39, 2x (last vs. Marshall, 11/25/11)	Minutes 40 at Xavier, 12/13/09

## GATES' MISCELLANEOUS STATISTICS

Category	2011-12	Career
Double-Figure Scoring Games	5	69
Double-Figure Rebounding Games	4	17
Double-Double Games	4	17
20-Point Scoring Games	0	6
Games Led UC in Scoring	3	26
Games Led UC in Rebounding	6	48
Games Led UC in Assists	1	3
Games With 3+ Assists	1	8
Games With 3+ Blocks	0	10
Games With 3+ Steals	0	3
Games With 3+ Three-Pointers	0	0

## 2011-12 GAME-BY-GAME STATISTICS

Opponent	Date	gs	min	Total		3-Pointers		Free throws		Rebounds					pf	a	to	blk	stl	pts	avg
				fg	pct	ft	pct	ft	pct	off	def	tot	avg								
ALABAMA STATE	11/13/11	*	32	6-15	.400	0-0	.000	3-7	.429	2	9	11	11.0	3	1	1	1	2	15	15.0	
JACKSONVILLE STATE	11/15/11	*	35	3-10	.300	1-1	1.000	1-1	1.000	2	7	9	10.0	1	4	3	2	0	8	11.5	
PRESBYTERIAN	11/19/11	*	39	7-16	.438	1-1	1.000	2-6	.333	4	4	8	9.3	0	1	0	2	2	17	13.3	
NORTHWESTERN STATE	11/21/11	*	30	9-14	.643	0-0	.000	0-0	.000	4	7	11	9.8	2	1	0	1	0	18	14.5	
MARSHALL	11/25/11	*	39	8-16	.500	0-1	.000	1-2	.500	1	6	7	9.2	2	0	2	1	0	17	15.0	
MIAMI (OHIO)	11/29/11	*	28	5-11	.455	0-0	.000	0-0	.000	3	7	10	9.3	2	0	1	1	0	10	14.2	
at Georgia	12/02/11	*	36	2-8	.250	0-0	.000	1-2	.500	2	6	8	9.1	3	1	2	1	1	5	12.9	
at Xavier	12/10/11	*	36	7-15	.467	0-0	.000	4-6	.667	4	8	12	9.5	0	3	0	1	1	18	13.5	
Totals			8	275	47-105	.448	2-3	.667	12-24	.500	22	54	76	9.5	13	8	12	9	6	108	13.5

Games played: 8  
Minutes/game: 34.4  
Points/game: 13.5  
FG Pct: 44.8  
3FG Pct: 66.7  
FT Pct: 50.0

Rebounds/game: 9.5  
Assists/game: 1.0  
Turnovers/game: 1.5  
Assist/turnover ratio: 0.7  
Steals/game: 0.8  
Blocks/game: 1.1


rpg in wins over Charleston Southern (12/15), Mississippi State (12/18), and Eastern Kentucky (12/20) ... registered first career double-double with 16 points and 11 rebounds in collegiate debut vs. South Dakota (11/16), becoming the first freshman to record a double-double in first collegiate game since Dontonio Wingfield (1994-95).

**Prior to Cincinnati:** Played his final two years of high school at Withrow, posting a combined record of 40-10 after transferring from Hughes ... was coached at Withrow by Walt McBride and led the team to back-to-back district championships ... was a McDonald's All-America nominee ... four-year varsity starter ... earned fourth-team *Parade Magazine* All-America honors ... 2008 Associated Press Division I Player of the Year ... was the Southwest Ohio Player of the Year as a junior and senior ... averaged a double-double his last two years of high school posting 21.2 points and 10.5 rebounds per game as a senior and 19.0 points and 10.0 rebounds as a junior ... earned first-team All-Ohio accolades his final season after earning second-team status as a junior.

**Personal:** Full name is Yancy Deringer Gates ... born Oct. 15, 1989 in Cincinnati ... son of Phyllis Bryant and Tony Dees ... majoring in criminal justice.

## GATES' CAREER STATISTICS - ALL GAMES

			Total		3-Point		F-Throws		Rebounds										Scoring	
Season	gp-gs	min/avg	fg-fga	pct	fg-fga	pct	ft-fa	pct	off	def	tot	avg	pf	fo	ast	to	blk	stl	pts	avg
2008	32-18	785/24.5	145-303	.479	1-5	.200	48-82	.585	90	105	195	6.1	75	0	14	41	32	15	339	10.6
2009	35-24	892/25.5	155-297	.522	0-2	.000	53-90	.589	88	120	208	5.9	85	0	30	48	30	20	363	10.4
2010	34-28	944/27.8	162-317	.511	4-14	.286	77-133	.579	74	162	236	6.9	75	2	42	44	43	27	405	11.9
2011	8-8	275/34.4	47-105	.448	2-3	.667	12-24	.500	22	54	76	9.5	13	0	8	12	9	6	108	13.5
TOTAL	109-78	2896/26.6	509-1022	.498	7-24	.292	190-329	.578	274	441	715	6.6	248	2	94	145	114	68	1215	11.1



## JAQUON PARKER

JR • GUARD • 6-3 • 210  
SUFFOLK, VA.  
KING'S FORK

# 44

**Pronunciation:** JA-kwon Parker

**2011-12 Season (Junior):** Missed UC's first seven games due to a right groin injury suffered during preseason ... totaled nine points and career-high-tying nine boards with three assists vs. Radford (12/17) ... started for the first time this season and scored 14 points with six rebounds and one assist in 23 minutes at Wright State (12/14) ... made season debut at Xavier (12/10) and produced four points, three rebounds and one steal in 15 minutes.

**2010-11 Season (Sophomore):** Played in 23 games with one start, averaging 8.5 minutes ... scored four or more points in four games and grabbed three or more rebounds in five games ... scored two points against Connecticut in the third round of the NCAA Tournament ... started first game of season vs. St. Francis (12/23) and produced career-high six assists, tied career high with two steals, scored five points and grabbed eight rebounds ... scored a season-high six points, pulled down four rebounds and dished out two assists against Georgia Southern (12/14).

**2009-10 Season (Freshman):** Transitioned from playing shooting guard in high school to playing the point for UC ... finished second on the team in three-point shooting percentage, knocking down 36.2 percent (17-of-47) ... poured in 13 points, including a career-high tying three 3-pointers, vs. Rutgers (3/9) in the opening round of the BIG EAST Championship ... collected season highs in points (15), assists (5), field goals made (6), and minutes (35) in first career BIG EAST start against USF (1/20) ... registered first career double-figure point performance with 10 points against Texas Southern (12/1) in 23 minutes.

**Prior to Cincinnati:** Led King's Fork High School to a 31-3 record and a state championship during senior season ... coached by Joshua Worrell ... was the 2009 AAA State Player of the Year in Virginia ... received Regional and District Player of the Year accolades his senior season ... holds school record for points (581), rebounds (242), and free throws made (153) in a season.

**Personal:** Full name is Jaquon Louis Parker ... born March 29, 1990 in Suffolk, Virginia ... son of Gwinn Parker and Jociba Rodgers ... has three brothers and two sisters ... major is exploratory studies.

## PARKER'S SEASON & CAREER HIGHS

2011-12 Season		Career
14 at Wright State, 12/14/11	Points	15 vs. USF, 1/20/10
2 at Wright State, 12/14/11	3-Pointers Made	3, 2x (last vs. Rutgers, 3/9/10)
9 vs. Radford, 12/17/11	Rebounds	9, 2x (last vs. Radford, 12/17/11)
3 vs. Radford, 12/17/11	Assists	6 vs. St. Francis, 12/23/10
1 at Xavier, 12/10/11	Steals	2, 2x (last vs. St. Francis, 12/23/10)
0	Blocked Shots	1, twice (last vs. Dayton, 11/27/10)
26 vs. Radford, 12/17/11	Minutes	35 vs. USF, 1/20/10

## PARKER'S MISCELLANEOUS STATISTICS

Category	2011-12	Career
Double-Figure Scoring Games	0	3
Double-Figure Rebounding Games	0	0
Double-Double Games	0	0
20-Point Scoring Games	0	0
Games Led UC in Scoring	0	1
Games Led UC in Rebounding	1	3
Games Led UC in Assists	0	5
Games With 3+ Assists	1	6
Games With 3+ Blocks	0	0
Games With 3+ Steals	0	0
Games With 3+ Three-Pointers	0	4

## 2011-12 GAME-BY-GAME STATISTICS

Opponent	Date	gs	min	Total		3-Pointers		Free throws		Rebounds										
				fg-fg	pct	3fg-3fg	pct	ft-ft	pct	off	def	tot	avg	pf	a	to	blk	stl	pts	
at Xavier	12/10/11	15	1-2	500	0-0	.000	2-2	1.000	2	1	3	3.0	3	0	1	0	1	4	4.0	
at Wright State	12/14/11	* 23	5-8	.625	2-3	.667	2-3	.667	4	2	6	4.5	3	1	3	0	0	14	9.0	
RADFORD	12/17/11	* 26	4-7	.571	1-1	1.000	0-0	.000	3	6	9	6.0	1	3	1	0	0	9	9.0	
Totals		2	64	10-17	.588	3-4	.750	4-5	.800	9	9	18	6.0	7	4	5	0	1	27	9.0

Games played: 3  
Minutes/game: 21.3  
Points/game: 9.0  
FG Pct: 58.8  
3FG Pct: 75.0  
FT Pct: 80.0

Rebounds/game: 6.0  
Assists/game: 1.3  
Turnovers/game: 1.7  
Assist/turnover ratio: 0.8  
Steals/game: 0.3

## PARKER'S CAREER STATISTICS - ALL GAMES

Season	gp-gs	min/avg	Total	3-Point	F-Throws	Rebounds													Scoring
			fg-fga	pct	fg-fga	pct	ft-fa	pct	off	def	tot	avg	pf	fo	ast	to	blk	stl	pts
2009	26-8	342/13.2	37-82	.451	17-47	.362	20-33	.606	21	52	73	2.8	22	0	26	19	1	9	111
2010	23-1	196/8.5	9-49	.184	3-20	.150	14-24	.583	12	28	40	1.7	10	0	18	13	1	5	35
2011	3-2	64/21.3	10-17	.588	3-4	.750	4-5	.800	9	9	18	6.0	7	0	4	5	0	1	27
TOTAL	52-11	602/11.6	56-148	.378	23-71	.324	38-62	.613	42	89	131	2.5	39	0	48	37	2	15	173

**2011-12 Cincinnati Men's Basketball**  
**Cincinnati Combined Team Statistics (as of Dec 17, 2011)**  
**All games**

<b>RECORD:</b>	<b>OVERALL</b>	<b>HOME</b>	<b>AWAY</b>	<b>NEUTRAL</b>
ALL GAMES	7-3	5-2	2-1	0-0
CONFERENCE	0-0	0-0	0-0	0-0
NON-CONFERENCE	7-3	5-2	2-1	0-0

##	Player	gp-gs	min	avg	Total		3-Point		F-Throw		Rebounds				pf	dq	a	to	blk	stl	pts	avg
					fg-fga	fg%	3fg-fga	3fg%	ft-fa	ft%	off	def	tot	avg								
23	KILPATRICK, Sean	10-10	345	34.5	54-115	.470	25-60	.417	19-23	.826	20	26	46	4.6	14	0	16	21	4	11	152	15.2
34	GATES, Yancy	8-8	275	34.4	47-105	.448	2-3	.667	12-24	.500	22	54	76	9.5	13	0	8	12	9	6	108	13.5
03	DIXON, Dion	10-10	326	32.6	42-104	.404	15-45	.333	34-51	.667	20	20	40	4.0	10	0	17	25	4	14	133	13.3
01	WRIGHT, Cashmere	10-10	321	32.1	42-92	.457	13-40	.325	9-15	.600	5	32	37	3.7	19	1	49	28	1	14	106	10.6
44	PARKER, JaQuon	3-2	64	21.3	10-17	.588	3-4	.750	4-5	.800	9	9	18	6.0	7	0	4	5	0	1	27	9.0
05	JACKSON, Justin	10-9	253	25.3	20-38	.526	0-3	.000	10-22	.455	18	37	55	5.5	30	4	10	15	21	12	50	5.0
13	MBODJ, Cheikh	5-1	82	16.4	9-23	.391	1-1	1.000	4-11	.364	8	7	15	3.0	15	1	2	1	3	1	23	4.6
15	SANDERS, Jermaine	10-0	94	9.4	10-16	.625	5-8	.625	8-14	.571	4	7	11	1.1	3	0	3	4	0	1	33	3.3
14	GUYN, Ge'Lawn	9-0	108	12.0	9-25	.360	3-10	.300	4-7	.571	1	5	6	0.7	14	0	6	6	0	3	25	2.8
02	ELLIS, Octavius	3-0	25	8.3	2-5	.400	0-0	.000	3-4	.750	1	4	5	1.7	1	0	1	3	2	2	7	2.3
00	DAVIS III, Jeremiah	5-0	48	9.6	3-12	.250	0-5	.000	2-2	1.000	1	5	6	1.2	7	0	4	7	0	3	8	1.6
24	GAINES, Kelvin	9-0	77	8.6	2-5	.400	0-0	.000	1-3	.333	2	16	18	2.0	13	1	1	1	12	1	5	0.6
10	EPENSTEINER, Alex	4-0	7	1.8	0-0	.000	0-0	.000	0-0	.000	0	0	0	0.0	2	0	1	0	0	0	0	0.0
Team											14	11	25					1				
Total.....		10	2025		250-557	.449	67-179	.374	110-181	.608	125	233	358	35.8	148	7	122	129	56	69	677	67.7
Opponents.....		10	2025		214-537	.399	47-154	.305	98-148	.662	112	212	324	32.4	162	-	99	143	19	67	573	57.3

<b>TEAM STATISTICS</b>	<b>CIN</b>	<b>OPP</b>	<b>Date</b>	<b>Opponent</b>	<b>Score</b>	<b>Att.</b>
SCORING	677	573	11/13/11	ALABAMA STATE	w 65-40	4624
Points per game	67.7	57.3	11/15/11	JACKSONVILLE STATE	w 73-59	4542
Scoring margin	+10.4	-	11/19/11	PRESBYTERIAN	L 54-56	4960
FIELD GOALS-ATT	250-557	214-537	11/21/11	NORTHWESTERN STATE	w 71-43	4505
Field goal pct	.449	.399	11/25/11	MARSHALL	Lot 69-73	7021
3 POINT FG-ATT	67-179	47-154	11/29/11	MIAMI (OHIO)	w 56-47	6457
3-point FG pct	.374	.305	12/02/11	at Georgia	w 57-51	6796
3-pt FG made per game	6.7	4.7	12/10/11	at Xavier	L 53-76	10250
FREE THROWS-ATT	110-181	98-148	12/14/11	at Wright State	w 78-58	5977
Free throw pct	.608	.662	12/17/11	RADFORD	w 101-70	4771
F-Throws made per game	11.0	9.8	* - Conference game			
REBOUNDS	358	324				
Rebounds per game	35.8	32.4				
Rebounding margin	+3.4	-				
ASSISTS	122	99				
Assists per game	12.2	9.9				
TURNOVERS	129	143				
Turnovers per game	12.9	14.3				
Turnover margin	+1.4	-				
Assist/turnover ratio	0.9	0.7				
STEALS	69	67				
Steals per game	6.9	6.7				
BLOCKS	56	19				
Blocks per game	5.6	1.9				
ATTENDANCE	36880	23023				
Home games-Avg/Game	7-5269	3-7674				
Neutral site-Avg/Game	-	0-0				

<b>Score by Periods</b>	<b>1st</b>	<b>2nd</b>	<b>OT</b>	<b>Totals</b>
Cincinnati	332	337	8	677
Opponents	231	330	12	573

**2011-12 Cincinnati Men's Basketball**  
**Cincinnati Team Game-by-Game Comparison (as of Dec 17, 2011)**  
**All games**

Opponent	1st	2nd	Score	Mar	Total FG	FG Pct	3-Pointers	3FG Pct	Free Throws	FT Pct	Rebounds	Assist	T/Over	Block	Steal	Fouls
ALABAMA STATE	35/14	30/26	65-40	+25	24-53/18-62	.453/.290	3-16/3-21	.188/.143	14-20/1-3	.700/.333	44/31 +13	12/9	16/17	10/1	8/8	10/19
JACKSONVILLE STATE	44/21	29/38	73-59	+14	27-56/23-62	.482/.371	8-13/3-14	.615/.214	11-14/10-14	.786/.714	40/32 +8	17/9	20/13	9/1	6/9	12/11
PRESBYTERIAN	26/19	28/37	54-56	(2)	22-62/21-46	.355/.457	6-19/5-12	.316/.417	4-10/9-11	.400/.818	37/28 +9	8/10	9/11	6/1	6/3	12/13
NORTHWESTERN STATE	31/16	40/27	71-43	+28	25-46/15-54	.543/.278	5-11/4-16	.455/.250	16-28/9-15	.571/.600	44/26 +18	10/8	19/16	7/3	6/13	11/22
MARSHALL	29/30	32/31	69-73	(4)	27-61/26-61	.443/.426	5-15/7-16	.333/.438	10-19/14-19	.526/.737	30/43 (13)	13/10	9/14	4/2	9/2	17/18
MIAMI (OHIO)	23/22	33/25	56-47	+9	23-55/19-40	.418/.475	6-16/5-15	.375/.333	4-10/4-10	.400/.400	29/31 (2)	9/9	10/16	2/1	7/4	10/11
Georgia	21/30	36/21	57-51	+6	19-49/17-47	.388/.362	9-20/3-14	.450/.214	10-19/14-20	.526/.700	33/33 -	10/8	13/14	3/0	8/9	21/13
Xavier	25/34	28/42	53-76	(23)	17-61/29-56	.279/.518	1-16/5-14	.063/.357	18-23/13-18	.783/.722	36/40 (4)	8/16	10/12	2/8	5/6	19/20
Wright State	43/22	35/36	78-58	+20	28-51/20-42	.549/.476	14-32/5-12	.438/.417	8-18/13-17	.444/.765	31/22 +9	15/8	12/13	5/0	5/7	19/18
RADFORD	55/23	46/47	101-70	+31	38-63/26-67	.603/.388	10-21/7-20	.476/.350	15-20/11-21	.750/.524	34/38 (4)	20/12	11/17	8/2	9/6	17/17

Note: Game totals are displayed in the format TEAM/OPPONENT for each category

**2011-12 Cincinnati Men's Basketball**  
**Cincinnati Game-by-Game Highs (as of Dec 17, 2011)**  
**All games**

Opponent	Date	Score	Points	Rebounds	Assists	Steals	Blocked shots
ALABAMA STATE	11/13/11	65-40	15-GATES, Yancy	11-GATES, Yancy	3-JACKSON, Justin WRIGHT, Cashmere	3-JACKSON, Justin	3-GAINES, Kelvin JACKSON, Justin
JACKSONVILLE STATE	11/15/11	73-59	23-WRIGHT, Cashme	9-JACKSON, Justin GATES, Yancy DIXON, Dion	4-WRIGHT, Cashmer GATES, Yancy	2-JACKSON, Justin WRIGHT, Cashmere	3-JACKSON, Justin
PRESBYTERIAN	11/19/11	54-56	19-KILPATRICK, Sea	10-DIXON, Dion	2-DIXON, Dion WRIGHT, Cashmere	3-JACKSON, Justin	2-JACKSON, Justin GATES, Yancy
NORTHWESTERN STATE	11/21/11	71-43	18-GATES, Yancy	11-GATES, Yancy	3-KILPATRICK, Sean	2-DIXON, Dion	3-JACKSON, Justin
MARSHALL	11/25/11	69-73	19-KILPATRICK, Sea	7-GATES, Yancy	10-WRIGHT, Cashme	4-WRIGHT, Cashmer	1-JACKSON, Justin MBODJ, Cheikh WRIGHT, Cashmere GATES, Yancy
MIAMI (OHIO)	11/29/11	56-47	12-MBODJ, Cheikh	10-GATES, Yancy	7-WRIGHT, Cashmer	2-WRIGHT, Cashmer	1-KILPATRICK, Sean GATES, Yancy
at Georgia	12/02/11	57-51	22-KILPATRICK, Sea	8-GATES, Yancy	5-WRIGHT, Cashmer	3-DIXON, Dion	2-JACKSON, Justin
at Xavier	12/10/11	53-76	18-GATES, Yancy	12-GATES, Yancy	4-DIXON, Dion	1-GAINES, Kelvin KILPATRICK, Sean GATES, Yancy PARKER, JaQuon DIXON, Dion	1-GAINES, Kelvin MBODJ, Cheikh
at Wright State	12/14/11	78-58	20-KILPATRICK, Sea	8-JACKSON, Justin	8-WRIGHT, Cashmer	2-KILPATRICK, Sean DIXON, Dion	3-JACKSON, Justin
RADFORD	12/17/11	101-70	25-WRIGHT, Cashme	9-PARKER, JaQuon	6-WRIGHT, Cashmer	3-KILPATRICK, Sean	4-JACKSON, Justin

**2011-12 Cincinnati Men's Basketball**  
**Cincinnati Season/Career Statistics (as of Dec 17, 2011)**  
**All games**

SEASON STATISTICS

CAREER STATISTICS

SUMMARY	gp-gs	min/g	fg%	3fg%	ft%	r/g	a/g	stl	blk	pts/g	gp-gs	min/g	fg%	3fg%	ft%	r/g	a/g	stl	blk	pts/g
KILPATRICK, Sean	10-10	34.5	.470	.417	.826	4.6	1.6	11	4	15.2	45-11	23.7	.447	.390	.743	3.5	1.5	38	6	10.9
GATES, Yancy	8-8	34.4	.448	.667	.500	9.5	1.0	6	9	13.5	109-78	26.6	.498	.292	.578	6.6	0.9	68	114	11.1
DIXON, Dion	10-10	32.6	.404	.333	.667	4.0	1.7	14	4	13.3	110-46	22.6	.388	.311	.721	2.8	1.5	82	12	8.5
WRIGHT, Cashmere	10-10	32.1	.457	.325	.600	3.7	4.9	14	1	10.6	79-55	23.3	.402	.313	.682	2.4	3.2	86	3	7.6
PARKER, JaQuon	3-2	21.3	.588	.750	.800	6.0	1.3	1	0	9.0	52-11	11.6	.378	.324	.613	2.5	0.9	15	2	3.3
JACKSON, Justin	10-9	25.3	.526	.000	.455	5.5	1.0	12	21	5.0	45-9	15.7	.527	.167	.364	3.2	0.8	38	39	3.1
MBODJ, Cheikh	5-1	16.4	.391	1.000	.364	3.0	0.4	1	3	4.6	5-1	16.4	.391	1.000	.364	3.0	0.4	1	3	4.6
SANDERS, Jermaine	10-0	9.4	.625	.625	.571	1.1	0.3	1	0	3.3	10-0	9.4	.625	.625	.571	1.1	0.3	1	0	3.3
GUYN, Ge'Lawn	9-0	12.0	.360	.300	.571	0.7	0.7	3	0	2.8	9-0	12.0	.360	.300	.571	0.7	0.7	3	0	2.8
ELLIS, Octavius	3-0	8.3	.400	.000	.750	1.7	0.3	2	2	2.3	3-0	8.3	.400	.000	.750	1.7	0.3	2	2	2.3
DAVIS III, Jeremiah	5-0	9.6	.250	.000	1.000	1.2	0.8	3	0	1.6	5-0	9.6	.250	.000	1.000	1.2	0.8	3	0	1.6
GAINES, Kelvin	9-0	8.6	.400	.000	.333	2.0	0.1	1	12	0.6	9-0	8.6	.400	.000	.333	2.0	0.1	1	12	0.6
EPPENSTEINER, Alex	4-0	1.8	.000	.000	.000	0.0	0.3	0	0	0.0	17-0	1.6	.200	.000	.500	0.0	0.2	1	0	0.2

SCORING	fg-fga	fg%	3fg-fga	3fg%	ft-fta	ft%	pts	pts/g	fg-fga	fg%	3fg-fga	3fg%	ft-fta	ft%	pts	pts/g
KILPATRICK, Sean	54-115	.470	25-60	.417	19-23	.826	152	15.2	168-376	.447	71-182	.390	84-113	.743	491	10.9
GATES, Yancy	47-105	.448	2-3	.667	12-24	.500	108	13.5	509-1022	.498	7-24	.292	190-329	.578	1215	11.1
DIXON, Dion	42-104	.404	15-45	.333	34-51	.667	133	13.3	304-783	.388	113-363	.311	212-294	.721	933	8.5
WRIGHT, Cashmere	42-92	.457	13-40	.325	9-15	.600	106	10.6	204-508	.402	63-201	.313	131-192	.682	602	7.6
PARKER, JaQuon	10-17	.588	3-4	.750	4-5	.800	27	9.0	56-148	.378	23-71	.324	38-62	.613	173	3.3
JACKSON, Justin	20-38	.526	0-3	.000	10-22	.455	50	5.0	59-112	.527	1-6	.167	20-55	.364	139	3.1
MBODJ, Cheikh	9-23	.391	1-1	1.000	4-11	.364	23	4.6	9-23	.391	1-1	1.000	4-11	.364	23	4.6
SANDERS, Jermaine	10-16	.625	5-8	.625	8-14	.571	33	3.3	10-16	.625	5-8	.625	8-14	.571	33	3.3
GUYN, Ge'Lawn	9-25	.360	3-10	.300	4-7	.571	25	2.8	9-25	.360	3-10	.300	4-7	.571	25	2.8
ELLIS, Octavius	2-5	.400	0-0	.000	3-4	.750	7	2.3	2-5	.400	0-0	.000	3-4	.750	7	2.3
DAVIS III, Jeremiah	3-12	.250	0-5	.000	2-2	1.000	8	1.6	3-12	.250	0-5	.000	2-2	1.000	8	1.6
GAINES, Kelvin	2-5	.400	0-0	.000	1-3	.333	5	0.6	2-5	.400	0-0	.000	1-3	.333	5	0.6
EPPENSTEINER, Alex	0-0	.000	0-0	.000	0-0	.000	0	0.0	1-5	.200	0-1	.000	2-4	.500	4	0.2

TOTALS	o-reb	d-reb	t-reb	pf	fo	ast	to	a/to	o-reb	d-reb	t-reb	pf	fo	ast	to	a/to
KILPATRICK, Sean	20	26	46	14	0	16	21	0.8	62	95	157	59	0	68	64	1.1
GATES, Yancy	22	54	76	13	0	8	12	0.7	274	441	715	248	2	94	145	0.6
DIXON, Dion	20	20	40	10	0	17	25	0.7	128	181	309	146	1	162	135	1.2
WRIGHT, Cashmere	5	32	37	19	1	49	28	1.8	34	152	186	147	1	256	153	1.7
PARKER, JaQuon	9	9	18	7	0	4	5	0.8	42	89	131	39	0	48	37	1.3
JACKSON, Justin	18	37	55	30	4	10	15	0.7	48	95	143	101	6	34	51	0.7
MBODJ, Cheikh	8	7	15	15	1	2	1	2.0	8	7	15	15	1	2	1	2.0
SANDERS, Jermaine	4	7	11	3	0	3	4	0.8	4	7	11	3	0	3	4	0.8
GUYN, Ge'Lawn	1	5	6	14	0	6	6	1.0	1	5	6	14	0	6	6	1.0
ELLIS, Octavius	1	4	5	1	0	1	3	0.3	1	4	5	1	0	1	3	0.3
DAVIS III, Jeremiah	1	5	6	7	0	4	7	0.6	1	5	6	7	0	4	7	0.6
GAINES, Kelvin	2	16	18	13	1	1	1	1.0	2	16	18	13	1	1	1	1.0
EPPENSTEINER, Alex	0	0	0	2	0	1	0	0.0	0	0	0	3	0	3	1	3.0

**2011-12 Cincinnati Men's Basketball**  
**Cincinnati Team High/Low Analysis (as of Dec 17, 2011)**  
**All games**

**Cincinnati - TEAM GAME HIGHS**

POINTS	101	RADFORD (12/17/11)
	78	at Wright State (12/14/11)
	73	JACKSONVILLE STATE (11/15/11)
	71	NORTHWESTERN STATE (11/21/11)
	69	MARSHALL (11/25/11)
FIELD GOALS MADE	38	RADFORD (12/17/11)
	28	at Wright State (12/14/11)
FIELD GOAL ATTEMPTS	63	RADFORD (12/17/11)
	62	PRESBYTERIAN (11/19/11)
FIELD GOAL PERCENTAGE	.603 (38-63)	RADFORD (12/17/11)
	.549 (28-51)	at Wright State (12/14/11)
3 PT FIELD GOALS MADE	14	at Wright State (12/14/11)
	10	RADFORD (12/17/11)
3 PT FG ATTEMPTS	32	at Wright State (12/14/11)
	21	RADFORD (12/17/11)
3 PT FG PERCENTAGE	.615 (8-13)	JACKSONVILLE STATE (11/15/11)
	.476 (10-21)	RADFORD (12/17/11)
FREE THROWS MADE	18	at Xavier (12/10/11)
	16	NORTHWESTERN STATE (11/21/11)
FREE THROW ATTEMPTS	28	NORTHWESTERN STATE (11/21/11)
	23	at Xavier (12/10/11)
FREE THROW PERCENTAGE	.786 (11-14)	JACKSONVILLE STATE (11/15/11)
	.783 (18-23)	at Xavier (12/10/11)
REBOUNDS	44	NORTHWESTERN STATE (11/21/11)
	44	ALABAMA STATE (11/13/11)
ASSISTS	20	RADFORD (12/17/11)
	17	JACKSONVILLE STATE (11/15/11)
STEALS	9	RADFORD (12/17/11)
	9	MARSHALL (11/25/11)
BLOCKED SHOTS	10	ALABAMA STATE (11/13/11)
	9	JACKSONVILLE STATE (11/15/11)
TURNOVERS	20	JACKSONVILLE STATE (11/15/11)
	19	NORTHWESTERN STATE (11/21/11)
FOULS	21	at Georgia (12/02/11)
	19	at Wright State (12/14/11)
	19	at Xavier (12/10/11)

**2011-12 Cincinnati Men's Basketball**  
**Cincinnati High/Low Analysis (as of Dec 17, 2011)**  
**All games**

**Opponent - GAME HIGHS**

POINTS	76	at Xavier (12/10/11)
	73	MARSHALL (11/25/11)
	70	RADFORD (12/17/11)
	59	JACKSONVILLE STATE (11/15/11)
	58	at Wright State (12/14/11)
FIELD GOALS MADE	29	at Xavier (12/10/11)
	26	RADFORD (12/17/11)
	26	MARSHALL (11/25/11)
FIELD GOAL ATTEMPTS	67	RADFORD (12/17/11)
	62	JACKSONVILLE STATE (11/15/11)
	62	ALABAMA STATE (11/13/11)
FIELD GOAL PERCENTAGE	.518 (29-56)	at Xavier (12/10/11)
	.476 (20-42)	at Wright State (12/14/11)
3 PT FIELD GOALS MADE	7	RADFORD (12/17/11)
	7	MARSHALL (11/25/11)
3 PT FG ATTEMPTS	21	ALABAMA STATE (11/13/11)
	20	RADFORD (12/17/11)
3 PT FG PERCENTAGE	.438 (7-16)	MARSHALL (11/25/11)
	.417 (5-12)	at Wright State (12/14/11)
	.417 (5-12)	PRESBYTERIAN (11/19/11)
FREE THROWS MADE	14	at Georgia (12/02/11)
	14	MARSHALL (11/25/11)
FREE THROW ATTEMPTS	21	RADFORD (12/17/11)
	20	at Georgia (12/02/11)
FREE THROW PERCENTAGE	.818 (9-11)	PRESBYTERIAN (11/19/11)
	.765 (13-17)	at Wright State (12/14/11)
REBOUNDS	43	MARSHALL (11/25/11)
	40	at Xavier (12/10/11)
ASSISTS	16	at Xavier (12/10/11)
	12	RADFORD (12/17/11)
STEALS	13	NORTHWESTERN STATE (11/21/11)
	9	at Georgia (12/02/11)
	9	JACKSONVILLE STATE (11/15/11)
BLOCKED SHOTS	8	at Xavier (12/10/11)
	3	NORTHWESTERN STATE (11/21/11)
TURNOVERS	17	RADFORD (12/17/11)
	17	ALABAMA STATE (11/13/11)
FOULS	22	NORTHWESTERN STATE (11/21/11)
	20	at Xavier (12/10/11)

**2011-12 Cincinnati Men's Basketball**  
**Cincinnati High/Low Analysis (as of Dec 17, 2011)**  
**All games**

**Cincinnati - GAME LOWS**

POINTS	53	at Xavier (12/10/11)
	54	PRESBYTERIAN (11/19/11)
	56	MIAMI (OHIO) (11/29/11)
	57	at Georgia (12/02/11)
	65	ALABAMA STATE (11/13/11)
FIELD GOALS MADE	17	at Xavier (12/10/11)
	19	at Georgia (12/02/11)
FIELD GOAL ATTEMPTS	46	NORTHWESTERN STATE (11/21/11)
	49	at Georgia (12/02/11)
FIELD GOAL PERCENTAGE	.279 (17-61)	at Xavier (12/10/11)
	.355 (22-62)	PRESBYTERIAN (11/19/11)
3 PT FIELD GOALS MADE	1	at Xavier (12/10/11)
	3	ALABAMA STATE (11/13/11)
3 PT FG ATTEMPTS	11	NORTHWESTERN STATE (11/21/11)
	13	JACKSONVILLE STATE (11/15/11)
3 PT FG PERCENTAGE	.063 (1-16)	at Xavier (12/10/11)
	.188 (3-16)	ALABAMA STATE (11/13/11)
FREE THROWS MADE	4	PRESBYTERIAN (11/19/11)
	4	MIAMI (OHIO) (11/29/11)
FREE THROW ATTEMPTS	10	PRESBYTERIAN (11/19/11)
	10	MIAMI (OHIO) (11/29/11)
FREE THROW PERCENTAGE	.400 (4-10)	PRESBYTERIAN (11/19/11)
	.400 (4-10)	MIAMI (OHIO) (11/29/11)
REBOUNDS	29	MIAMI (OHIO) (11/29/11)
	30	MARSHALL (11/25/11)
ASSISTS	8	PRESBYTERIAN (11/19/11)
	8	at Xavier (12/10/11)
STEALS	5	at Xavier (12/10/11)
	5	at Wright State (12/14/11)
BLOCKED SHOTS	2	MIAMI (OHIO) (11/29/11)
	2	at Xavier (12/10/11)
TURNOVERS	9	PRESBYTERIAN (11/19/11)
	9	MARSHALL (11/25/11)
FOULS	10	ALABAMA STATE (11/13/11)
	10	MIAMI (OHIO) (11/29/11)

**2011-12 Cincinnati Men's Basketball**  
**Cincinnati High/Low Analysis (as of Dec 17, 2011)**  
**All games**

**Opponent - GAME LOWS**

POINTS	40	ALABAMA STATE (11/13/11)
	43	NORTHWESTERN STATE (11/21/11)
	47	MIAMI (OHIO) (11/29/11)
	51	at Georgia (12/02/11)
	56	PRESBYTERIAN (11/19/11)
FIELD GOALS MADE	15	NORTHWESTERN STATE (11/21/11)
	17	at Georgia (12/02/11)
FIELD GOAL ATTEMPTS	40	MIAMI (OHIO) (11/29/11)
	42	at Wright State (12/14/11)
FIELD GOAL PERCENTAGE	.278 (15-54)	NORTHWESTERN STATE (11/21/11)
	.290 (18-62)	ALABAMA STATE (11/13/11)
3 PT FIELD GOALS MADE	3	ALABAMA STATE (11/13/11)
	3	JACKSONVILLE STATE (11/15/11)
	3	at Georgia (12/02/11)
3 PT FG ATTEMPTS	12	PRESBYTERIAN (11/19/11)
	12	at Wright State (12/14/11)
3 PT FG PERCENTAGE	.143 (3-21)	ALABAMA STATE (11/13/11)
	.214 (3-14)	JACKSONVILLE STATE (11/15/11)
	.214 (3-14)	at Georgia (12/02/11)
FREE THROWS MADE	1	ALABAMA STATE (11/13/11)
	4	MIAMI (OHIO) (11/29/11)
FREE THROW ATTEMPTS	3	ALABAMA STATE (11/13/11)
	10	MIAMI (OHIO) (11/29/11)
FREE THROW PERCENTAGE	.333 (1-3)	ALABAMA STATE (11/13/11)
	.400 (4-10)	MIAMI (OHIO) (11/29/11)
REBOUNDS	22	at Wright State (12/14/11)
	26	NORTHWESTERN STATE (11/21/11)
ASSISTS	8	NORTHWESTERN STATE (11/21/11)
	8	at Georgia (12/02/11)
	8	at Wright State (12/14/11)
STEALS	2	MARSHALL (11/25/11)
	3	PRESBYTERIAN (11/19/11)
BLOCKED SHOTS	0	at Georgia (12/02/11)
	0	at Wright State (12/14/11)
TURNOVERS	11	PRESBYTERIAN (11/19/11)
	12	at Xavier (12/10/11)
FOULS	11	JACKSONVILLE STATE (11/15/11)
	11	MIAMI (OHIO) (11/29/11)

**Official Basketball Box Score -- Game Totals -- Final Statistics**  
**Arkansas-Pine Bluff vs University of Cincinnati**  
**12/22/08 7:30 p.m. at Fifth Third Arena (Cincinnati, Ohio)**

**Arkansas-Pine Bluff 49 • 1-9**

##	Player		Total		3-Ptr	Rebounds			PF	TP	A	TO	Blk	Stl	Min
			FG-FGA	FG-FGA	FT-FTA	Off	Def	Tot							
35	WEATHERS, Lebaron	f	3-7	0-1	0-0	2	4	6	3	6	0	2	1	0	16
44	GLASS, Tyree	f	0-6	0-3	0-0	1	1	2	2	0	1	2	0	0	17
21	WASHINGTON, Tavaris	g	1-7	0-0	0-0	5	1	6	4	2	1	4	1	2	26
23	TOWNSEND, Savalance	g	0-4	0-1	0-0	0	2	2	0	0	1	4	0	1	36
30	MONTGOMERY, Gavin	g	7-21	4-8	0-0	0	1	1	1	18	2	7	0	0	38
12	BROOKS, Eric		1-4	0-0	0-0	0	3	3	3	2	1	3	0	1	18
22	DAVIS, George		0-1	0-0	0-0	2	0	2	2	0	1	1	0	0	13
40	PARKS, Ricky		4-7	4-7	0-0	0	1	1	1	12	0	0	0	1	18
50	BARNETT, Hugh		1-2	0-0	3-3	1	1	2	3	5	1	0	1	0	11
52	KENNEDY, Terrell		2-3	0-1	0-0	0	1	1	2	4	0	1	0	0	7
Team						4	6	10							
Totals			19-62	8-21	3-3	15	21	36	21	49	8	24	3	5	200

FG % 1st Half: 7-31 22.6% 2nd half: 12-31 38.7% Game: 19-62 30.6%  
 3FG % 1st Half: 2-9 22.2% 2nd half: 6-12 50.0% Game: 8-21 38.1%  
 FT % 1st Half: 0-0 0.0% 2nd half: 3-3 100.0% Game: 3-3 100.0%

Deadball  
Rebounds  
0,1

**University of Cincinnati 79 • 10-2**

##	Player		Total		3-Ptr	Rebounds			PF	TP	A	TO	Blk	Stl	Min
			FG-FGA	FG-FGA	FT-FTA	Off	Def	Tot							
21	WILLIAMS, Mike	f	2-4	0-0	0-1	1	5	6	2	4	0	4	0	1	16
22	BISHOP, Rashad	f	2-4	1-2	0-2	0	4	4	0	5	4	2	0	1	31
34	GATES, Yancy	f	6-7	0-0	2-2	4	4	8	0	14	1	0	2	1	19
05	VAUGHN, Deonta	g	4-10	4-9	2-2	0	1	1	0	14	3	0	0	3	23
11	DAVIS, Larry	g	2-10	0-5	0-0	0	3	3	2	4	3	2	0	2	20
03	DIXON, Dion		4-8	3-5	0-0	1	0	1	3	11	0	0	0	2	24
15	WILKS, Darnell		1-2	0-0	1-2	2	0	2	0	3	0	2	1	3	10
20	MILLER, Branden		1-3	0-0	1-2	2	1	3	0	3	0	2	0	1	7
23	MITCHELL, Alvin		0-4	0-4	2-2	0	1	1	1	2	1	1	0	1	15
30	McCLAIN, Anthony		2-4	0-0	1-2	1	2	3	1	5	0	2	2	0	16
42	TOYLOY, Steve		4-4	0-0	6-10	3	6	9	2	14	1	0	0	0	19
Team						0	0	0							
Totals			28-60	8-25	15-25	14	27	41	11	79	13	15	5	15	200

FG % 1st Half: 17-34 50.0% 2nd half: 11-26 42.3% Game: 28-60 46.7%  
 3FG % 1st Half: 6-17 35.3% 2nd half: 2-8 25.0% Game: 8-25 32.0%  
 FT % 1st Half: 3-5 60.0% 2nd half: 12-20 60.0% Game: 15-25 60.0%

Deadball  
Rebounds  
6,1

Officials: Tim Clougherty, Paul Janssen, Bill McCarthy

Technical fouls: Arkansas-Pine Bluff-None. University of Cincinnati-None.

Attendance: 6132

Score by periods	1st	2nd	Total
Arkansas-Pine Bluff	16	33	49
University of Cincinnati	43	36	79

	In	Off	2nd	Fast	
Points	Paint	T/O	Chance	Break	Bench
UAPB-M	6	16	5	2	23
UC	38	29	18	8	38

Last FG - UAPB-M 2nd-00:16, UC 2nd-00:52.  
 Largest lead - UAPB-M None, UC by 34 2nd-00:52.

Score tied - 0 times.  
 Lead changed - 0 times.