

# CINCINNATI BASKETBALL

2 NATIONAL TITLES • 6 FINAL FOURS • 8 ELITE EIGHTS • 10 SWEET SIXTEENS • 31 NCAA TOURNAMENTS • 38 CONFERENCE CHAMPIONSHIPS

## CONFERENCE OPENER • GAME 14

**MEMPHIS (9-4, 0-0) AT 21/22 CINCINNATI (11-2, 0-0)**

Sunday, Dec. 31 • 4 p.m. (ET) • BB&T Arena • Highland Heights, Ky.

## GAME AT A GLANCE

**SERIES INFO:** 75th meeting; Cincinnati leads 41-33 overall; Cincinnati leads 23-10 at home and 5-1 at neutral sites. Memphis leads 22-13 in Memphis

**LAST MEETING:** Cincinnati won 87-74 on Feb. 23, 2017 at Fifth Third Arena in Cincinnati

**STREAK:** Cincinnati - 1

**COACHES:** Mick Cronin is in his 12th season at Cincinnati (248-137); 15th season overall (317-161)

**Tubby Smith** is in his second season at Memphis (28-17); 27th season overall (585-293)

**AP/USA TODAY RANKINGS (DEC. 25):** Cincinnati (21/22); Memphis (-/-)

**RADIO:** 55 WKRC; **Mo Egger** provides play-by-play with color analyst **Terry Nelson**

**TV:** ESPNU; **Jim Barbar** provides play-by-play with color analyst **Julianne Viani**

**JOIN THE CONVERSATION (TWITTER, FACEBOOK, INSTAGRAM):** @GoBearsMBB or GoBearsMBB

## CINCINNATI PROBABLE STARTERS & RESERVES

NO.	NAME	POS.	HT.	WT.	CL.-EXP.	HOMETOWN	GP-GS	PPG	RPG	APG	MIN
3	Justin Jenifer	G	5-10	175	Jr.-2L	Baltimore, Md.	13-10	6.0	0.8	2.8	20.4
34	Jarron Cumberland	G	6-5	215	So.-1L	Wilmington, Ohio	13-13	10.7	3.8	2.5	25.4
1	Jacob Evans III	G/F	6-6	210	Jr.-2L	Baton Rouge, La.	13-13	13.6	4.3	3.2	29.2
11	Gary Clark	F	6-8	230	Sr.-3L	Clayton, N.C.	13-13	12.5	8.6	2.2	26.2
24	Kyle Washington	F	6-9	230	Sr.-1L	Champlin, Minn.	13-11	10.6	5.0	0.8^	21.3
<b>OFF THE BENCH</b>											
15	Cane Broome	G	6-0	165	Jr.-Tr.	East Hartford, Conn.	13-3	9.8	1.9	3.1	20.4
13	Trevon Scott	F	6-8	230	R-So.-1L	Darien, Ga.	13-0	3.0	3.3	1.4	12.8
2	Keith Williams	G	6-5	210	Fr.-HS	Brooklyn, N.Y.	13-0	4.8	1.7	0.7	12.5
5	Trevor Moore	G	6-5	200	Fr.-HS	Houston, Texas	12-0	4.4	2.3	0.8*	12.3
33	Nysier Brooks	C	6-11	250	So.-1L	Philadelphia, Pa.	13-2	3.3	2.3	0.5*	10.5
22	Eliel Nsoseme	F/C	6-9	220	Fr.-HS	Kinsasha, Congo	11-0	0.5	2.2	0.5^	6.1
20	Mamoudou Diarra	F	6-9	215	Fr.-HS	Bamako, Mali	6-0	3.0	2.0	0.8^	7.0
14	Jackson Bart	F	6-5	215	R-So.-Tr.	Oklahoma City, Okla.	8-0	0.8	0.0	0.0	1.1
31	Sam Martin	G	5-10	160	Fr.-HS	Cincinnati, Ohio	7-0	0.3	0.0	0.0	1.3
32	John Koz	G	6-1	190	So.-1L	Cleveland, Ohio	5-0	0.0	0.0	0.2	1.0

Starters listed based on last game; ^-Blocks; \*-Steals

## CINCINNATI STORYLINES

- » Cincinnati begins American Athletic Conference action when it plays host to Memphis on Sunday. League coaches picked the Bearcats as a slight favorite over newcomer Wichita State to win the conference in a preseason poll.
- » The Bearcats are 23-4 in conference openers since 1990 and 8-3 in league lid lifters during the Mick Cronin coaching era, having won seven of their last eight. UC is 3-1 in AAC openers.
- » The Bearcats own the nation's longest home-court win streak at 33 consecutive games. UC hasn't lost at home since Jan. 2, 2016, a 77-70 result to Temple in the 2015-16 conference opener.
- » Senior forward **Gary Clark's** 931 career rebounds rank first in AAC history, first among all UC players during the Mick Cronin coaching era and third among all active players in the nation. He also ranks among the league's top-6 this season in double-doubles (T-2nd with three); rebounds (2nd at 8.6); offensive rebounds (2nd at 3.2); steals (5th at 1.6); free throw percentage (6th at .860) and blocks (6th at 1.5).
- » Senior forward **Kyle Washington** ranks second on the team, averaging 13.0 points while shooting a team-best 57.4 percent (27 of 47) over the last five games. Since going scoreless in 14 minutes of play at Xavier (12/2), Washington has posted 10 or more points in four of the last five games, including a season-high 19 points at UCLA.
- » Junior guard/forward **Jacob Evans III** needs 58 points to become the fourth member of the 2017-18 Bearcats with 1,000 or more career points, joining Sacred Heart transfer Cane Broome (1,263 points), Gary Clark (1,160) and NC State transfer Kyle Washington (1,006).
- » Cincinnati is one of eight teams to appear in the NCAA Tournament each of the last seven seasons (along with Duke, Gonzaga, Kansas, Michigan State, North Carolina, VCU and Wisconsin).
- » Cincinnati is playing its 2017-18 home schedule at BB&T Arena in Highland Heights, Kentucky, while its on-campus venue, Fifth Third Arena, undergoes an \$87 million renovation.

## 2017-18 SCHEDULE/RESULTS

Day/Date	Opponent	TV	Time/Result
Wed./Nov. 1	at Bellarmine (Exhibition)-1	None	W, 89-67
Sun./Nov. 5	Embry-Riddle (Exhibition)	BEARCATS TV	W, 101-68
Fri./Nov. 10	Savannah State-2	F50/ESPN3	W, 107-77
Mon./Nov. 13	Western Carolina	ESPN3	W, 102-51
Thurs./Nov. 16	Coppin State	F50/ESPN3	W, 97-54
<b>CAYMAN ISLANDS CLASSIC (GEORGE TOWN, CAYMAN ISLANDS)</b>			
Mon./Nov. 20	Buffalo-3	FloHoops	W, 73-67
Tues./Nov. 21	Richmond-3	FloHoops	W, 75-48
Wed./Nov. 22	Wyoming-3	FloHoops	W, 78-53
Mon./Nov. 27	Alabama State	ESPNU	W, 83-51
Sat./Dec. 2	at No. 21 Xavier-4	FS1	L, 76-89
Sat./Dec. 9	vs. No. 5 Florida-5	ESPN2	L, 60-66
Tues./Dec. 12	Mississippi State	ESPN2	W, 65-50
Sat./Dec. 16	at UCLA	CBS	W, 77-63
Tues./Dec. 19	Arkansas-Pine Bluff	ESPN3	W, 77-49
Thurs./Dec. 21	Cleveland State	ESPN3	W, 81-62
Sun./Dec. 31	Memphis •	ESPNU	4 p.m.
Thurs./Jan. 4	at Temple •	ESPN2	9 p.m.
Sun./Jan. 7	SMU •	ESPN2	6 p.m.
Sat./Jan. 13	at USF •	ESPNNews	7 p.m.
Tues./Jan. 16	at UCF •	CBS Sports Network	7 p.m.
Sat./Jan. 20	ECU •	ESPNNews	4 p.m.
Wed./Jan. 24	Temple •	CBS Sports Network	9 p.m.
Sat./Jan. 27	at Memphis •	CBS Sports Network	6 p.m.
Wed./Jan. 31	Houston •	CBS Sports Network	7 p.m.
Sat./Feb. 3	at UConn • (Storrs, Conn.)	ESPN/ESPN2	Noon
Tues./Feb. 6	UCF •	CBS Sports Network	7 p.m.
Sun./Feb. 11	at SMU •	ESPN	4 p.m.
Thurs./Feb. 15	at Houston •	CBS Sports Network	7 p.m.
Sun./Feb. 18	Wichita State •	ESPN	4 p.m.
Thurs./Feb. 22	UConn •	ESPN/ESPN2	7 p.m.
Sun./Feb. 25	Tulsa •	CBS Sports Network	Noon
Thurs./March 1	at Tulane •	ESPN2	9 p.m.
Sun./March 4	at Wichita State •	CBS	Noon
<b>AMERICAN CHAMPIONSHIP (ORLANDO, FLA.)</b>			
March 8-11	TBA-6	ESPN Networks	TBA
<b>NCAA CHAMPIONSHIP</b>			
March 13-14	First Four-7	Turner	TBA
March 15-18	First & Second Rounds-8	CBS/Turner	TBA
March 22-25	Regional Semifinals & Finals-9	CBS/Turner	TBA
March 31-Apr. 2	Final Four & Championship-10	CBS/Turner	TBA

**Notes:** Cincinnati will play its home games at BB&T Arena in Highland Heights, Kentucky, during the 2017-18 season. All times listed are Eastern. Home games are in **boldface**. (•) - Denotes American Athletic Conference game.

**Key:** F50 - FOX Sports Ohio; FloHoops - Internet stream, subscription required  
FS1 - Fox Sports 1; ESPN/ESPN2 - Game times and/or television network information will be announced about two weeks prior.

1-Louisville, Ky. (Freedom Hall); 2-Cayman Islands Classic (campus sites); 3-Cayman Islands Classic (John Gray Gymnasium); 4-Skyline Chili Crosstown Shootout (Cintas Center); 5-Never Forget Tribute Classic (Prudential Center); 6-American Championship (Amway Center); 7-NCAA Championship First Four site: Dayton, Ohio (University of Dayton Arena); 8-NCAA Championship First and Second Round sites: Pittsburgh, Pa. (CONSOL Energy Center), Wichita, Kan. (Intrust Bank Arena), Dallas, Texas (American Airlines Arena), Boise, Idaho (Taco Bell Arena), Charlotte, N.C. (Time Warner Cable Arena), Detroit, Mich. (New Detroit Arena), Nashville, Tenn. (Bridgestone Arena), San Diego, Calif. (Viejas Arena); 9-NCAA Championship Regional sites: Atlanta, Ga. (Philips Arena), Los Angeles, Calif. (Staples Center), Boston, Mass. (TD Garden), Omaha, Neb. (CenturyLink Center); 10-NCAA Championship Final Four site: San Antonio, Texas (Alamodome).

# WE WEAR CINCINNATI!

## 2017-18 CINCINNATI NUMERICAL ROSTER

NO.	NAME	POS.	HT.	WT.	CLASS	EXP.	HOMETOWN/LAST SCHOOL
1	Jacob Evans III	G/F	6-6	210	Jr.	2L	Baton Rouge, La./St. Michael the Archangel HS
2	Keith Williams	G	6-5	210	Fr.	HS	Brooklyn, N.Y./Bishop Loughlin Memorial
3	Justin Jenifer	G	5-10	175	Jr.	2L	Baltimore, Md./Milford Mill Academy
5	Trevor Moore	G	6-5	200	Fr.	HS	Houston, Texas/South Kent Prep (Conn.)
11	Gary Clark	F	6-8	230	Sr.	3L	Clayton, N.C./Clayton HS
13	Trevon Scott	F	6-8	220	R-So.	1L	Darien, Ga./McIntosh County Academy
14	Jackson Bart #	F	6-5	215	R-So.	1L	Oklahoma City, Okla./Bartlesville HS/Oral Roberts
15	Cane Broome @	G	6-0	165	Jr.	Tr.	East Hartford, Conn./Sacred Heart
20	Mamoudou Diarra	F	6-9	215	Fr.	HS	Bamako, Mali/22 Feet Academy (S.C.)
22	Eliel Nsoseme	F/C	6-9	220	Fr.	HS	Kinsasha, Congo/RISE Centre Academy (Ontario, Canada)
24	Kyle Washington	F	6-9	230	Sr.	1L	Champlin, Minn./NC State
31	Sam Martin #	G	5-10	160	Fr.	HS	Cincinnati, Ohio/Summit Country Day
32	John Koz #	G	6-1	190	So.	1L	Cleveland, Ohio/Bay HS
33	Nysier Brooks	C	6-11	250	So.	1L	Philadelphia, Pa./Advanced Prep International (Texas)
34	Jarron Cumberland	G	6-5	215	So.	1L	Wilmington, Ohio/Wilmington HS

## 2017-18 CINCINNATI ALPHABETICAL ROSTER

NO.	NAME	POS.	HT.	WT.	CLASS	EXP.	HOMETOWN/LAST SCHOOL
14	Jackson Bart #	F	6-5	215	R-So.	1L	Oklahoma City, Okla./Bartlesville HS/Oral Roberts
33	Nysier Brooks	C	6-11	250	So.	1L	Philadelphia, Pa./Advanced Prep International (Texas)
15	Cane Broome @	G	6-0	165	Jr.	Tr.	East Hartford, Conn./Sacred Heart
11	Gary Clark	F	6-8	230	Sr.	3L	Clayton, N.C./Clayton HS
34	Jarron Cumberland	G	6-5	215	So.	1L	Wilmington, Ohio/Wilmington HS
20	Mamoudou Diarra	F	6-9	215	Fr.	HS	Bamako, Mali/22 Feet Academy (S.C.)
1	Jacob Evans III	G/F	6-6	210	Jr.	2L	Baton Rouge, La./St. Michael the Archangel HS
3	Justin Jenifer	G	5-10	175	Jr.	2L	Baltimore, Md./Milford Mill Academy
32	John Koz #	G	6-1	190	So.	1L	Cleveland, Ohio/Bay HS
31	Sam Martin #	G	5-10	160	Fr.	HS	Cincinnati, Ohio/Summit Country Day
5	Trevor Moore	G	6-5	200	Fr.	HS	Houston, Texas/South Kent Prep (Conn.)
22	Eliel Nsoseme	F/C	6-9	220	Fr.	HS	Kinsasha, Congo/RISE Centre Academy (Ontario, Canada)
13	Trevon Scott	F	6-8	220	R-So.	1L	Darien, Ga./McIntosh County Academy
24	Kyle Washington	F	6-9	230	Sr.	1L	Champlin, Minn./NC State
2	Keith Williams	G	6-5	210	Fr.	HS	Brooklyn, N.Y./Bishop Loughlin Memorial

@ - Eligible after sitting out the 2016-17 season due to NCAA transfer rules; # - Walk-on

### COACHING & SUPPORT STAFF

Head Coach: Mick Cronin (12th season at UC; 15th season overall)

Associate Head Coach: Larry Davis

Assistant Coaches: Darren Savino, Antwon Jackson

Director of Basketball Operations: Mark Berger

Director of Student-Athlete Development: T.J. Wolf

Video, Analytics & Recruiting Coordinator: Greg YOUNCOFSKI

Program Assistant: JaQuon Parker

Student Assistant Coach: DerMarr Johnson

Senior Associate AD/Medical Services: Bob Mangine

Director of Sports Performance: Mike Rehfeldt

Assistant Director of Equipment: Andy Frigge

## CINCINNATI QUICK FACTS

### GENERAL INFORMATION

Location	Cincinnati, Ohio 45221
Founded	1819
Enrollment	44,783
Nickname	Bearcats
Colors	Red (PMS: 186) and Black
Arena (Capacity)	Fifth Third Arena (13,176)
Affiliation	NCAA Division I
Conference	American
President	Dr. Neville G. Pinto
Director of Athletics	Mike Bohn
Faculty Representative	Dr. David M. Szymanski
Department of Athletics Phone	(513) 556-4603
Athletics Ticket Office Phone	(877) CATS-TIX

### ATHLETIC COMMUNICATIONS

Asst. AD/Primary Basketball Contact	Andre Foushee
Office/Cell Phone	(513) 556-5182/(859) 797-7871
Email Address	Andre.Foushee@uc.edu
Assoc. Director/Secondary Basketball Contact	Alex Ryan
Office/Cell Phone	513-556-0618/(513) 623-9992
Email Address	Alex.Ryan@uc.edu
Press Row Phone	(513) 556-3800
Website	GoBears.com
Twitter, Facebook, Instagram	@GoBears.com or GoBears.com

### BASKETBALL STAFF

Head Coach	Mick Cronin (Cincinnati '97)
Basketball Office Phone	(513) 556-5847
Associate Head Coach	Larry Davis (Asbury '78)
Assistant Coach	Darren Savino (Jersey City '94)
Assistant Coach	Antwon Jackson (Pikeville College '93)
Director of Operations	Mark Berger (Cincinnati '01)
Dir. of Student-Athlete Development	T.J. Wolf (Murray State '07)
Video, Analytics & Recruiting Coordinator	Greg YOUNCOFSKI (Kansas '13)
Program Assistant	JaQuon Parker (Cincinnati '14)
Student Assistant	DerMarr Johnson
Sr. Assoc. AD/Medical Services	Bob Mangine (Pittsburgh '73)
Dir. of Sports Performance	Mike Rehfeldt (St. Cloud St. '05)
Administrative Assistant	Winona Shaw-Gunn

### HISTORY

First season of basketball	1901-02
All-time record	1,768-1,005 (.638)
NCAA appearances / last	31 / 2017
All-time record	45-30 (.600)
NCAA Championships	2 / 1961, 1962
Final Four appearances / last	6 / 1992
Elite Eight appearances / last	8 / 1996
Sweet 16 appearances / last	10 / 2012
Conference Championships / last	38 / 2014
Postseason NIT appearances / last	10 / 2010
All-time record	8-10 (.444)

## PRONUNCIATION

NYSIER Brooks	nah-SEER
JARRON Cumberland	JAIR-in
MAMOUDOU DIARRA	MAMA-doo DEE-are-eh
John KOZ	rhymes with nose
ELIEL NSOSEME	A-lee-el SO-seme
Trevon SCOTT	TREY-vaughn

## ROSTER INFORMATION

### By State/Country

Congo	(1) Eliel Nsoseme
Connecticut	(1) Cane Broome
Georgia	(1) Trevon Scott
Louisiana	(1) Jacob Evans
Mali	(1) Mamoudou Diarra
Maryland	(1) Justin Jenifer
Minnesota	(1) Kyle Washington
North Carolina	(1) Gary Clark
New York	(1) Keith Williams
Ohio	(3) Jarron Cumberland, John Koz, Sam Martin
Oklahoma	(1) Jackson Bart
Pennsylvania	(1) Nysier Brooks
Texas	(1) Trevor Moore

### By Class

True Freshmen	(5) Mamoudou Diarra, Sam Martin, Trevor Moore, Eliel Nsoseme, Keith Williams
Sophomores	(2) Nysier Brooks, Jarron Cumberland
R-Sophomores	(2) Jackson Bart, Trevon Scott
Juniors	(3) Cane Broome, Jacob Evans III, Justin Jenifer
Seniors	(2) Gary Clark, Kyle Washington

### By Height

6-11	(1) Nysier Brooks
6-9	(3) Mamoudou Diarra, Eliel Nsoseme, Kyle Washington
6-8	(2) Gary Clark, Trevon Scott
6-6	(1) Jacob Evans III
6-5	(4) Jackson Bart, Jarron Cumberland, Trevor Moore, Keith Williams
6-1	(1) John Koz
6-0	(1) Cane Broome
5-10	(2) Justin Jenifer, Sam Martin

### TEAM INFORMATION

2016-17 Record	30-6
American Athletic Conference Record (Place)	16-2 (2nd)
Starters returning/lost	3/2
Letterwinners returning/lost	9/4
Percent of scoring returning	74.6 percent (1,994 of 2,674)
Percent of rebounding returning	79.8 percent (997 of 1,224)



## GAME PREVIEW

- » The No. 21/22 Cincinnati Bearcats (11-2) tip off American Athletic Conference play Sunday when they host Memphis (9-4) at BB&T Arena in Highland Heights, Ky.
- » The game starts at 4 p.m. ET and will be broadcast on ESPN2 and 55 WKRC-AM.
- » A limited number of \$25 general admission seats in the lower-level bleachers are available at the BB&T Arena ticket office beginning two hours before tipoff. Arena doors open 90 minutes prior to start time.
- » Cincinnati owns the nation's longest home-court win streak at 33 games entering Sunday after claiming an 81-62 home win against Cleveland State on Dec. 21. Gary Clark scored a game-high 18 points on 9-of-12 shooting with five rebounds, two blocks and a pair of steals. Jarron Cumberland poured in 16 points with four assists and three steals. Kyle Washington added 14 points and nine rebounds.
- » Memphis suffered a 71-61 home loss to LSU on Thursday. Kyvon Davenport posted a double-double with 17 points and a game-high 11 rebounds to lead the Tigers.
- » Cincinnati claimed an 87-74 win over Memphis on Feb. 23, 2017 at Fifth Third Arena in Cincinnati in the lone meeting between the teams last season.
- » Cincinnati leads the series with Memphis 41-33 overall, including a 23-10 mark at home.
- » **NEXT GAME:** Cincinnati plays at Temple on Thursday, Jan. 4, at 9 p.m. ET on ESPN2 and 700 WLW.

## SCOUTING MEMPHIS

- » Memphis had won nine of its last 11 games before its loss to LSU on Thursday.
- » The Tigers return only two letterwinners, both starters (Jimario Rivers and Jeremiah Martin) from last season. Memphis is tied with James Madison and Mississippi Valley State for the fewest number of returning letterwinners in the nation.
- » Among the 11 newcomers are five junior college transfers, five freshmen and one transfer.
- » Jeremiah Martin (18.2 points, 4.5 rebounds, 4.1 assists) leads a trio of Tigers averaging double figures in scoring.
- » Kyvon Davenport (13.4 points, 6.6 rebounds, 1.8 blocks) serves as the team's top rebounder and owns the best shooting percentage from beyond the arc (.391 [18 of 46]).
- » Jimario Rivers (10.4 points, 5.0 rebounds) is shooting a team-best 53.0 percent (44 of 83) from the floor.
- » Sunday's contest with the Bearcats marks the second true road game of the season for Memphis. The Tigers suffered a 71-56 loss at UAB on Nov. 30.
- » The Tigers were picked to finish ninth in The American according to a preseason poll of the league's coaches.
- » Memphis was 19-13 overall and finished fifth in the American with a 9-9 league mark last season. The Tigers did not earn a postseason berth.

## SERIES HISTORY

- » Cincinnati leads the all-time series 41-33 overall. UC leads 23-10 at home and 5-1 at neutral sites. Memphis leads 22-13 in Memphis.
- » The home team has won the past six meetings, including Cincinnati's 87-74 victory on Feb. 23, 2017 at Fifth Third Arena in Cincinnati - the only meeting between the teams last season.
- » Cincinnati has won five of the seven meetings against

Memphis as American Athletic Conference rivals, beginning with a 69-53 win in Memphis on Jan. 4, 2014.

- » The Cincinnati-Memphis rivalry dates back to 1968. The two squads have played 74 previous times - UC's longest series with a team from The American. Seventy of the previous 74 contests in the UC-Memphis series have been played as conference games. The two teams played annually from 1976 through 2005 before renewing the series in 2013-14.
- » UC and Memphis have competed in the same conference four previous times: Missouri Valley, Metro, Great Midwest and Conference USA.

## MOST GAMES PLAYED VS. LEAGUE FOES

AAC OPPONENT	GAMES	UC RECORD
Memphis	74	41-33
Tulane	39	25-14
USF	39	31-8
Tulsa	37	25-12
Houston	31	29-2
Wichita State	29	18-11
Temple	28	19-9
UConn	24	11-13
ECU	12	11-1
SMU	12	7-5
UCF	9	8-1

## 2017-18 STATISTICAL COMPARISON

CINCINNATI	CATEGORY	MEMPHIS
11-2	Record	9-4
80.8	PPG	71.2
60.0	OPP PPG	69.6
.473	FG%	.440
.374	OPP FG%	.423
.376	3FG%	.293
.342	OPP 3FG%	.368
7.9	3FGs/Game	5.6
7.5	OPP 3FGs/Game	9.1
.689	FT%	.693
+9.4	Rebounds Margin	+1.0
5.9	Blocks	4.7
8.7	Steals	6.5
17.5	Assists	13.2
13.3	Turnovers	13.2
16.2	Fouls	16.1

## LAST MEETING: CINCINNATI 87, MEMPHIS 74

- » AP- Jacob Evans III scored 12 of his 15 points during No. 15 Cincinnati's lopsided first half, but the Bearcats let most of a big lead slip away before holding on for their 25th straight home victory, 87-74 over Memphis.
- » UC led by as many as 24 points during its highest-scoring opening half in conference play this season, pulling ahead 51-32 at the break. The Tigers cut the lead to six points before fading.
- » The Bearcats' front line dominated on offense. Gary Clark had 13 points and nine rebounds while Kyle Washington had 16 points and six rebounds. The problem was the sluggish defense in the second half, which left shooters open.
- » Jeremiah Martin led the Tigers with 23 points and 11 assists. Dedric Lawson had 21 points with 10 rebounds.
- » The Tigers cut the lead to 75-69 on Martin's three-point play with 5:18 left. Evans' 3-pointer -- his only basket of the second half -- ended the comeback. It was his only 3-pointer of the game.

## CRONIN VS. COACHES WITH NCAA TITLES

- » Last season's win over the Tubby Smith-coached Memphis Tigers gave UC head coach Mick Cronin at least one victory over nine college coaches that have won a national title.
- » Smith won a national title with Kentucky in 1998.
- » Cronin also owns at least one win over Syracuse's Jim Boeheim (two), UConn's Kevin Ollie (eight), Villanova's Jay Wright (four), former SMU coach Larry Brown (four), former UConn coach Jim Calhoun (four), former San Diego State and Michigan coach Steve Fisher (one), former Louisville coach Rick Pitino (five), and former Maryland coach Gary Williams (one).

## CONFERENCE OPENERS

- » The Bearcats are 23-4 in conference openers since 1990 (start of the Bob Huggins coaching era).
- » Cincinnati is 8-3 in league lid lifters during the Mick Cronin coaching era, having won seven of its last eight.
- » The Bearcats are 3-1 in American Athletic Conference openers with the lone loss coming in 2015-16, a 77-70 home loss to Temple (12/29/2016). The setback also marks the last time UC has lost a home game, having won 33 consecutive since.

## BEARCATS PICKED TO WIN THE AMERICAN

- » American Athletic Conference coaches picked Cincinnati to win the league at preseason media day on Oct. 16.
- » The Bearcats received a league-high seven first-place votes and 116 points overall in the preseason poll to finish ahead of conference newcomer Wichita State, who gathered five first-place votes and 115 points overall. UCF (93 points) was tabbed third followed by SMU (91), UConn (79), Houston (72), Temple (68), Tulsa (52), Memphis (36), Tulane (30), ECU (24) and USF (16).
- » It marks the second consecutive year Cincinnati has been the preseason pick to win a league. The Bearcats were picked first over UConn by one vote a year ago. Prior to 2016-17, the last time UC was picked to win a league in the preseason was 2002-03 (Conference USA).
- » Senior forwards Gary Clark and Kyle Washington and junior swingman Jacob Evans III were tabbed second team preseason selections by the league's coaches.

## HOME-COURT WIN STREAK IS NATION'S LONGEST AT 33 GAMES

- » Cincinnati's home win-streak remains on the line during the 2017-18 campaign despite a change in venue.
- » The Bearcats enter the Memphis game with the nation's longest active home-court win streak at 33 games. The streak started with a 76-57 victory over Tulsa (1/2/16) at Fifth Third Arena.
- » UC's last loss at home came in a 77-70 decision to Temple (12/29/15) in the AAC opener in 2015-16.

## NATION'S LONGEST ACTIVE HOME-COURT WIN STREAKS (THRU DEC. 27)

HOME WIN STREAK	SCHOOL
33	Cincinnati
32	SMU
27	Florida State
23	Texas Southern
16	Vermont

## PRESEASON PRAISE

### CINCINNATI'S PRESEASON RANKINGS

POLL	RANKING
Associated Press Poll	12
USA Today Coaches' Poll	13
Athlon Magazine	15
CBS Sports.com	15
ESPN Preseason Power Rankings	9
The Fieldhouse - The Athletic	14
Pomeroy Ratings	11
Lindy's Magazine	8
Sports Illustrated	6
Street & Smith's Magazine	14

### PREDICTING CINCINNATI'S LEAGUE FINISH

OUTLET	FINISH
AAC Preseason Coaches Poll	1st
Athlon Magazine	2nd
Blue Ribbon Magazine	2nd
Lindy's Magazine	2nd
Street & Smith's	2nd

### PLAYER ACCOLADES

OUTLET	ACCOLADE
<b>CANE BROOME</b>	
Athlon Magazine	Transfers to Watch
Blue Ribbon Magazine	Newcomer of the Year
Lindy's Magazine	Top 10 Transfers
Street & Smith's Magazine	All-Newcomer Team

#### GARY CLARK

USBWA	Oscar Robertson Trophy Player of the Year Watch List
CollegeInsider.com	Lute Olson Player of the Year Watch List
Naismith HOF	Karl Malone Power Forward of the Year Watch List
AAC Coaches	AAC Second Team
Athlon Magazine	AAC First Team, Top 100 Players (No. 66)
Blue Ribbon Magazine	Player of the Year
Blue Ribbon Magazine	AAC All-Conference Team
FanRag - Jon Rothstein	10 Glue Guys to Watch
Lindy's Magazine	AAC's Top Rebounder
Lindy's Magazine	Top 10 Frontcourts (No. 5)
Street & Smith's Magazine	All-Conference Team; All-Defense Team

#### KYLE WASHINGTON

AAC Coaches	AAC Second Team
Athlon Magazine	AAC Second Team
Lindy's Magazine	Top 25 Centers (No. 12)
Lindy's Magazine	Top 10 Frontcourts (No. 5)

#### JACOB EVANS

AAC Coaches	AAC Second Team
Los Angeles Athletic Club	Wooden Award Watch List
Naismith HOF	Julius Ervin Small Forward of the Year Watch List
Street & Smith's Magazine	All-Sharpshooter Team
Athlon Magazine	AAC First Team, Top 100 Players (No. 47)
Lindy's Magazine	Top 25 Small Forwards (No. 12)

#### JARRON CUMBERLAND

FanRag - Jon Rothstein	Top 20 Breakout Players
NBC Sports - College Basketball Talk	Top 16 Breakout Stars

#### KEITH WILLIAMS

Lindy's	AAC Best Shooting Newcomer
---------	----------------------------

### LONGEST CINCINNATI HOME-COURT WIN STREAKS (FIFTH THIRD ARENA ERA: 1990-PRESENT)

GAMES	DATES
41	Nov. 30, 1997-Feb. 13, 2000
<b>33</b>	<b>Jan. 2, 2016-Present</b>
25	Feb. 27, 1992-Jan. 5, 1994

### LAST GAME RECAP: CLEVELAND STATE

- » Cincinnati (11-2) entered the Holiday break 10 days ago with an 81-62 home win against Cleveland State (3-8) on Dec. 21.
- » Gary Clark scored a game-high 18 points on 9-of-12 shooting with five rebounds, two blocks and a pair of steals. Jarron Cumberland poured in 16 points with four assists and three steals. Kyle Washington added 14 points and nine rebounds.
- » Tyree Appleby led the Vikings 16 points on 7-of-11 shooting. Kenny Carpenter added 11 points and a trio of threes.
- » Cincinnati scored 28 points off 17 Cleveland State miscues and dominated inside 48-24.
- » Cleveland State made 7 of 13 three-point attempts to stay within 43-34 at halftime. The Vikings scored the first seven points of the second half to pull within 43-41.
- » Clark scored six straight points to put UC back on top by five. The Bearcats appeared to be pulling away after Justin Jenifer made a 3-pointer to give UC a 60-49 lead, but Cleveland State answered with five straight points to get back within six with 8:58 to play.
- » The Vikings cooled off considerably in the second half when they shot 37 percent and made only three of nine from long range but, still shot 50 percent for the game, 47.6 percent from 3-point range. They entered the game shooting 31 percent from beyond the arc.
- » A late 17-4 Bearcats' run blew the game open.

### CINCINNATI'S AWARD WINNERS THIS SEASON

NAME	AWARD
Gary Clark	American Weekly Honor Roll (Dec. 18)
	American Player of the Week (Nov. 27)
	Cayman Islands Classic MVP (Nov. 22)
Jarron Cumberland	American Weekly Honor Roll (Nov. 20)
Jacob Evans III	American Player of the Week (Dec. 18)
Kyle Washington	Olson Award Player of the Week (Dec. 18)

### NATIONAL NUMBERS

- » Entering league play, Cincinnati ranks among the nation's Top 25 in nine categories (through Dec. 25): scoring defense (fifth at 60.0); scoring margin (ninth at +20.8); field-goal percentage defense (10th at .374); rebound margin (13th at +9.4); total blocks (16th with 77); turnovers forced (19th at 17.31); blocked shots per game (20th at 5.9); total steals (20th with 113) and total assists (23rd with 227).

### BEST OFFENSIVE NUMBERS UNDER CRONIN

- » Entering league play, offensive numbers remain the best of the Mick Cronin coaching era (starting in 2006-07).
- » Cincinnati is averaging 17.5 assists this season after averaging 15.4 assists in 2015-16 and 15.5 assists in 2016-17. The Bearcats have averaged 15 or more assists in three consecutive seasons only once in school history: 1995 (16.2), 1996 (16.5) and 1997 (15.4).
- » UC has averaged 76 or more points in a season three times this millennium (77.6 points in 1999-2000; 78.2 points in 2001-02 and 76.7 points in 2003-04).
- » The Bearcats haven't shot 46 percent or better from the field since the 2001-02 campaign (.467).

### CINCINNATI'S TOP OFFENSIVE NUMBERS (SINCE 2006-07)

CATEGORY	CRONIN ERA HIGHS (SEASON)	2017-18
Points per game	74.3 [2,674] (2016-17)	80.8 [1051]
FG%	.458 [264-765] (2016-17)	.473 [372-787]
3-PT FG%	.348 [252-725] (2015-16)	.376 [103-274]
3-PT FGs per game	7.6 [252] (2015-16)	7.9 [103]
Assists per game	15.5 [559] (2016-17)	17.5 [227]

### NOTING THE DEFENSE

- » Since UC started its run of now seven consecutive appearances in the NCAA Tournament (starting with the 2010-11 season), the Bearcats have allowed opponents to score 70 or more points in only 14.8 percent of their games (38 of 256). UC foes have scores as many as 70 points only three times this season.
- » The Bearcats have held nine of their 13 opponents under 40 percent shooting from the field this season. They held 20 of 36 foes under that number a year ago.
- » UC ranks nationally in scoring defense (fifth at 60.0); field-goal percentage defense (10th at .374); rebound margin (13th at +9.4); total blocks (16th with 77); turnovers forced (19th at 17.31); blocked shots per game (20th at 5.9) and total steals (20th with 113).
- » The Bearcats have ranked among the nation's Top 25 in total blocks in each of the past five seasons.
- » Entering Wednesday, UC led The American in scoring defense (60.0), field goal percentage defense (.374), blocks (5.9), steals (8.7) and turnover margin (+4.0).

### CINCINNATI TRADITION - BY THE NUMBERS

- » 2 National Titles (1961, 1962)
- » 6 Final Fours (1959-63, 1992)
- » 8 Elite Eights (Last: 1996)
- » 10 Sweet Sixteens (Last: 2012)
- » 31 NCAA Tournament Appearances
- » 21 NCAA Tournament Appearances since 1992
- » 10 NIT Appearances
- » 28 Conference Regular-Season Titles (Last: 2014)
- » 10 Conference Tournament Titles (Last: 2004 [C-USA])
- » 1,768 all-time wins (16th most in nation)
- » 30 All-Americans (Last: Sean Kilpatrick [2014])
- » 79 All-Conference Selections  
(Last: Troy Caupain & Kyle Washington [2017])
- » 56 NBA Draft Picks (Last: Lance Stephenson [2010])
- » 51 members of 1,000-point club
- » Ranked as the No. 10 program in the nation by the Associated Press in a 2017 ranking of school's with the most appearance in the AP poll:
- » 416 weeks ranked in AP Top 25
- » 205 weeks ranked in AP Top 10
- » 45 weeks ranked as AP No. 1
- » 2 Members of National Basketball Hall of Fame  
Jack Twyman & Oscar Robertson
- » 2 Olympic Gold Medalists  
Robertson (1960) & George Wilson (1964)

### BEARCAT POINTS OF PRIDE

- » Cincinnati is one of eight schools in the nation to have appeared in the last seven NCAA Tournaments, joining Duke, Gonzaga, Kansas, Michigan State, North Carolina, VCU and Wisconsin.
- » Cincinnati is one of 10 schools to appear in the NCAA Tournament in at least 21 of the last 26 seasons.
- » Cincinnati is one of 19 programs in the nation with 31 or more NCAA Tournament appearances.
- » UC ranks 16th in the nation for most all-time wins (1,768).



- » The Bearcats have won 26 or more games in four of the last seven seasons and won at least 22 games in each of the last seven seasons, including a high mark of 30 victories during the 2016-17 season.
- » Cincinnati is one of 12 programs to win at least 22 games in each of the last seven seasons.
- » Cincinnati and Virginia are the only programs to rank in the nation's Top 25 for scoring defense each of the past five seasons.
- » UC head coach Mick Cronin ranks as the winningest coach in the nation among active coaches his age (46) or younger and has the second-most Division I wins (317) among active coaches under 50-years old.
- » Cronin also ranks as one of only six coaches to take his team to the NCAA Tournament in each of the last seven years, joining Mark Few (Gonzaga), Tom Izzo (Michigan State), Mike Krzyzewski (Duke), Bill Self (Kansas) and Roy Williams (North Carolina).
- » Cincinnati's entire coaching staff is in its sixth season together in 2017-18. In terms of coaching staff continuity, it ranks as the second-longest unchanged staff among high-major programs according to John Akers at Basketball Times. Michigan State's staff ranks first. The Spartans staff is in its seventh season intact in 2017-18.

#### NCAA DIVISION I WINS - TOP 20 (THRU DEC. 25)

RK	TEAM	WINS
1.	Kentucky	2,246
2.	Kansas	2,227
3.	North Carolina	2,219
4.	Duke	2,128
5.	Temple	1,893
6.	Syracuse	1,872
7.	UCLA	1,858
8.	Notre Dame	1,855
9.	St. John's	1,828
10.	Louisville	1,814
11.	Indiana	1,807
12.	BYU	1,798
13.	Utah	1,788
14.	Arizona	1,780
15.	Illinois	1,773
16.	Cincinnati	1,768
17.	Purdue	1,759
17.	Texas	1,759
19.	Western Kentucky	1,757
20.	Penn	1,753

## BEARCATS HEADLINERS

### #11 GARY CLARK, F

- » **HONORS:**
  - AAC Player of the Week (11/27/17)
  - 2017 Cayman Islands Classic MVP
  - 2018 Oscar Robertson Trophy Watch List
  - 2018 Lute Olson Player of the Year Watch List
  - 2018 Karl Malone Power Forward of the Year Watch List
  - Preseason AAC Second Team selection (2017-18)
  - Second Team All-AAC (2015-16)
  - AAC Defensive Player of the Year (2015-16)
- » **LEAGUE RANKINGS:** Clark ranks among the league leaders in seven categories (through Dec. 26): double-doubles (T-second with three); rebounds (second at 8.6); offensive rebounds (second at 3.2); steals (fifth at 1.6); free throw percentage (sixth at .860); blocks (sixth at 1.5); defensive rebounds (T-seventh at 5.4) and scoring (25th at 12.5).

- » **AMONG THE NATION'S TOP REBOUNDERS:** Clark ranks third in the nation with 931 career rebounds (through Dec. 25) behind Seton Hall's Angel Delgado (1,200) and Hofstra's Rokas Gustys (1,059).
- » Clark is moving up the rankings among UC's best career rebounders. He enters Sunday's game eighth in school history with 931. He is only 11 rebounds shy from passing Jim Ard (941 from 1968-70) for seventh place.
- » He became the all-time leading rebounder during the Mick Cronin coaching era when he pulled down 11 boards at UCLA (12/16), passing Yancy Gates (916 from 2008-12)
- » Clark has led the Bearcats in rebounds in nine of 13 games this season and in 58 games during his career.
- » **DOUBLE-DOUBLES:** With 21 double-doubles in his career Clark ranks second only to Yancy Gates (23 from 2009-12) for most career double-doubles by a UC player during the Mick Cronin era. Clark and teammate Kyle Washington ranked sixth last season for the most double-doubles (seven) in The American. Clark's 21 career double-doubles are the most by an active player in The American.
- » **TRENDING AT THE CHARITY STRIPE:** Clark is shooting a team-best 86.0 percent (43 of 50) from the free throw line this season, sixth-best in the league. He has made 10 consecutive and 25 of his last 28 attempts.
- » **CAYMAN ISLANDS CLASSIC MVP PERFORMANCE:** Clark was named the Cayman Islands Classic MVP after averaging a team-high 16.3 points and 9.3 rebounds while shooting 53.3 percent (16 of 30) from the floor and 87.5 percent (14 of 16) from the free throw line during the three-game event. He registered 24 points and 14 rebounds against Buffalo (11/20) and scored UC's first 13 points against Wyoming (11/22) en route to leading the Bearcats to the tournament crown, finishing with 17 points and six rebounds in the title game. For his efforts he was named The American's Player of the Week.
- » The performance against Buffalo was Clark's fifth career 20-point game and marked the eighth time he's grabbed 14 or more rebounds in a game during his career.
- » **NEWEST MEMBER OF 1,000-POINT CLUB:** Clark became the 51st member of Cincinnati's 1,000-point club, when he posted a double-double with 13 points and 11 rebounds in the season opening 107-77 win over Savannah State. He is the seventh Bearcat to join the elite club during the Mick Cronin coaching era, joining Sean Kilpatrick (second at 2,145 points), Deonta Vaughn (fourth at 1,885), Yancy Gates (15th at 1,485), Troy Caupain and Cashmere Wright (T-22nd at 1,317) and Dion Dixon (25th at 1,281).
- » Clark is on pace to finish his career as the school's all-time leader in career starts while ranking among the top five players in rebounds and blocks.

#### REBOUNDS (CAREER - UC HISTORY)

RK	NAME (YEAR)	REBOUNDS
1.	Oscar Robertson (1958-60)	1,338
2.	Jack Twyman (1952-55)	1,242
3.	Paul Hogue (1960-62)	1,088
4.	Robert Miller (1975-79)	1,060
5.	Dwight Jones (1980-82)	983
6.	Rick Roberson (1967-69)	945
7.	Jim Ard (1968-70)	941
8.	Gary Clark (2015-Present)	931

#### MOST DOUBLE-DOUBLES (CAREER - CRONIN ERA)

RK	NAME (YEARS)	DOUBLE-DOUBLES
1.	Yancy Gates (2009-12)	23
2.	Gary Clark (2015-Present)	21
3.	Octavius Ellis (2015-16)	10
4.	John Williamson (2007-08)	8
	Justin Jackson (2011-14)	8
	Kyle Washington (2017-Present)	8
7.	Sean Kilpatrick (2011-14)	4

#### POINTS (CAREER - UC HISTORY)

RK	NAME (YEARS)	POINTS
1.	Oscar Robertson (1958-60)	2,973
2.	Sean Kilpatrick (2011-14)	2,145
3.	Steve Logan (1999-2002)	1,985
--		
27.	Jim Ard (1968-70)	1,256
28.	Steve Collier (1975-78)	1,252
29.	Eric Hicks (2003-06)	1,231
30.	LaZelle Duden (1993-95)	1,219
31.	Rick Roberson (1967-69)	1,196
32.	Gary Clark (2015-Present)	1,160
--		
50.	John Howard (1966-68)	1,013
51.	David Kennedy (1978-1981)	1,002
--	Jacob Evans III (2016-Present)	935

#### BLOCKS (CAREER - UC HISTORY)

RK	NAME (YEARS)	BLOCKS
1.	Kenyon Martin (1997-2000)	292
2.	Eric Hicks (2003-2006)	256
3.	Jason Maxiell (2002-2005)	252
4.	Justin Jackson (2011-2014)	219
5.	Gary Clark (2015-Present)	156
6.	Donald Little (1999-2002)	153
7.	Rick Roberson (1967-1969)	146

#### STARTS (CAREER - UC HISTORY)

RK	NAME (YEARS)	STARTS
1.	Deonta Vaughn (2007-2010)	123
2.	Gary Clark (2015-Present)	114
2.	Cashmere Wright (2010-2013)	114

### #1 JACOB EVANS III, G/F

- » **HONORS:**
  - AAC Player of the Week (12/18/17)
  - Cayman Islands Classic All-Tournament Team (2017)
  - 2018 John Wooden Award Watch List
  - 2018 Julius Ervin Small Forward of the Year Watch List
  - Preseason AAC Second Team selection (2017-18)
  - 2017 Jerry West Shooting Guard of the Year Finalist
  - NABC District 25 Second Team (2016-17)
  - American Championship All-Tournament Team (2016-17)
- » Against the teeth of Cincinnati's nonconference schedule (at Xavier, Florida [neutral site], vs. Mississippi State and at UCLA) Jacob Evans III averaged a team-best 19.0 points with 5.3 rebounds while shooting 48.1 percent (25 of 52) from the floor with a team-high 11 three-pointers.
- » **20-POINT GAMES:** Evans has registered a pair of 20-point performances this season and has scored 20 or more points 10 times in his career.
- » He scored a season-high 24 points on 8-of-15 shooting with four threes against Mississippi State (12/12) after netting a team-high 23 points on 9-of-15 shooting with a trio of threes at Xavier (12/2).

- » **LEAGUE RANKINGS:** Evans ranks among the league leaders in seven categories (through Dec. 26): blocks (ninth at 1.4); three-pointers made (10th at 1.9); three-point field goal percentage (T-10th at .417); assist-to-turnover ratio (15th at 1.4); scoring (16th at 13.6); minutes played (28th at 29.2).
- » **CAYMAN ISLANDS CLASSIC HONOR:** Evans was named to the Cayman Islands Classic after averaging 10.3 points with 4.0 assists and five threes in a trio of games.
- » **NEARING A MILESTONE:** Evans is closing in on becoming the 52nd member of Cincinnati's 1,000-point club. Entering the Memphis contest, he needs 58 points.
- » Evans has scored in double figures in 42 of the last 50 games for the Bearcats. He scored seven points in the Cleveland State contest, snapping a string of eight consecutive games with 10 or more points. He netted 10 or more points in 31 of 36 games in 2016-17 the most by a UC players since Sean Kilpatrick (33 of 34 games in 2013-14).

## #24 KYLE WASHINGTON, F

- » **HONORS:**
  - Preseason AAC Second Team selection (2017-18)
  - Second Team All-Conference (2016-17)
  - Naismith Hall of Fame All-Tournament Team (2016-17)
- » **SEASON-BEST EFFORT AT UCLA:** Washington poured in a season-high 19 points on 7-of-11 shooting with four steals at UCLA (12/16).
- » **LAST FIVE GAMES:** Washington ranks second on the team, averaging 13.0 points while shooting a team-best 57.4 percent (27 of 47) over the last five games. Since going scoreless in 14 minutes of play at Xavier (12/2), Washington has posted 10 or more points in four of the last five games, including a season-high 19 points at UCLA.
- » **LEAGUE RANKINGS:** Washington ranks among the league leaders in two categories (through Dec. 26): field goal percentage (seventh at .556) and blocks (14th at 0.8).
- » **1,000 POINTS IN CAREER:** Washington tallied his 1,000th career point during the Cleveland State (12/21) game. The NC State transfer compiled 404 points in two seasons with the Wolfpack (2014 & 2015) and has scored 602 points as a Bearcat.
- » Washington (1,006 points) is the third current Bearcat with more than 1,000 career points along with Sacred Heart transfer Cane Broome (1,263 points) and Gary Clark (1,160).
- » **DOUBLE-DOUBLE REDUX:** Kyle Washington recorded his first double-double of the season and the eighth of his Bearcat career when he posted 16 points and a game-best 11 rebounds against Wyoming (11/22) in the championship game of the Cayman Islands Classic. Washington matched UC teammate Gary Clark last season with seven double-doubles, tying for sixth most in the league.

## #34 JARRON CUMBERLAND, G

- » **2017-18 SEASON NOTES:** Cumberland has scored in double figures in four of the last six games and in eight contests in his first season as a starter.
- » Headlining his early-season efforts were his performances against Western Carolina (11/13): 20 points with four three-pointers and against Coppin State (11/16): 19 points with four threes and nine rebounds. The two consecutive efforts propelled him to selection for AAC Weekly Honor Roll accolades (11/20).
- » Cumberland scored 14 of 15 his points in the second half at No. 21 Xavier (12/2).

## » HONORS:

- AAC Weekly Honor Roll: 1X, 11/20/17
- AAC All-Rookie Team (2016-17)
- AAC's Co-Sixth Man of the Year (2016-17)
- » **2016-17 NUMBERS:** Averaged 8.3 points and shot 49.3 percent (99-201) from the field in 19.1 minutes without a start in 2016-17. Shot 52.6 percent from the field while averaging 11.6 points in five postseason games.
- » **TOP PERFORMANCES IN 2016-17:** Cumberland scored a career-high 26 points on 8-of-11 shooting with six threes in the Bearcats' 94-53 home win over USF (1/29).

## #15 CANE BROOME, G

- » Transfer from Sacred Heart, who is eligible to play in 2017-18 after sitting out last season.
- » **2017-18 SEASON NOTES:** Ranks among The American's leaders in steals (11th at 1.3) and assist-to-turnover ratio (13th at 1.6) ... Has scored in double figures seven times this season ... Matched his season high with 17 points on 6-of-9 shooting with a trio of threes against Arkansas-Pine Bluff (12/19) ... Poured in 17 points with five threes and four assists in his Bearcat debut against Savannah State (11/10) ... Scored 12 of his 16 points in the first half at No. 21 Xavier (12/2) ... Netted a team-high 15 points on 6-of-8 shooting against No. 5 Florida (12/9).
- » **PREVIOUS HONORS:**
  - Player of the Year Northeastern Conference (2015-16)
  - NEC First Team (2015-16)
  - AP Honorable Mention All-American (2015-16)
  - USBWA All-District I First Team (2015-16)
  - All-ECAC First Team (2015-16)
  - NABC All-District 18 First Team (2015-16)
  - All-MET Basketball Writers' Assoc. First Team (2015-16)
  - NEC All-Rookie Team (2014-15)
- » **NATIONAL NUMBERS:** Broome ranked eighth in the nation in scoring (23.1 points) in 2015-16. He led all active sophomores in the nation with 1,157 career points following the 2015-16 season.

## CRONIN'S LISTING AMONG NATIONAL COACHES

- » UC head coach Mick Cronin is one of six coaches in the nation to take his team to the NCAA Tournament each of the past seven seasons, along with Mark Few (Gonzaga), Tom Izzo (Michigan State), Mike Krzyzewski (Duke), Bill Self (Kansas) and Roy Williams (North Carolina).
- » The Cincinnati native and UC alumnus leads the nation in Division I wins (316) and total NCAA Tournament appearances (nine) among active coaches his age (46-years old) or younger and ranks second in Division I wins among active coaches under the age of 50.
- » Cronin earned his 300th career win against Tulsa (2/18/17).
- » Cronin owns a 317-161 career record in his 15th season overall. He is 248-137 mark in his 12th season at his alma mater. He posted a 69-24 mark in three seasons as head coach at Murray State from 2004-2006.
- » He was named the 2014 American Athletic Conference Coach of the Year after guiding the Bearcats to a share of the league's regular-season title (with Louisville).
- » Cronin's 248 wins in 12 seasons at Cincinnati rank as the second most in school history, behind only Bob Huggins (399 wins in 16 seasons [1990-2005]).

## MOST DIVISION I COACHING WINS - UNDER AGE OF 50 (THRU DEC. 25)

NAME (SCHOOL)	AGE	CAREER W-L
1. Sean Miller (Arizona)	48	350-113
2. Mick Cronin (Cincinnati)	46	317-159
3. Scott Drew (Baylor)	47	309-190
4. Matt Painter (Purdue)	47	302-147
4. Brad Brownell (Clemson)	48	302-188
6. Travis Ford (Saint Louis)	47	297-188
7. Mark Fox (Georgia)	48	277-161
8. Will Brown (Albany)	46	270-238
9. Tony Bennett (Virginia)	48	268-116
10. Andy Kennedy (Ole Miss)	49	261-152

- Ages as of Nov. 1, 2017.

## -SEASON NOTES -

### CAYMAN ISLANDS CLASSIC CHAMPIONS

- » **WIN OVER WYOMING:** Cincinnati claimed the inaugural Cayman Islands Classic on Nov. 22 with a 78-53 win over Wyoming at John Gray Gymnasium in George Town, Cayman Islands.
- » Gary Clark was named the tournament MVP, scoring the first 13 points for Cincinnati en route to a game-high 17 points. Kyle Washington added his first double-double of the season with 16 points and 11 rebounds.
- » **CRUISING PAST RICHMOND:** Cane Broome served as Cincinnati's top scorer for the first time in his career, posting 13 points on 5-of-7 shooting as the Bearcats eased past Richmond 75-48 in the semifinal round on Nov. 21. UC jumped out to a 31-6 advantage and never looked back.
- » **OUTLASTING BUFFALO:** Cincinnati rode the efforts of Gary Clark past a physical Buffalo squad 73-67 in the opening round on Nov. 20. Clark posted his 20th career double-double with 24 points and a game-best 14 rebounds. He made 11 of 13 attempts from the free throw line.
- » **TOURNAMENT NOTES:** Gary Clark averaged a team-best 16.3 points and 9.8 rebounds to earn MVP accolades.
- » Jacob Evans III was named to the all-tournament team, averaging 10.3 points 4.0 assists.
- » Kyle Washington shot a team-best 59.1 percent from the floor during the three-game event, averaging 11.7 points with 5.7 rebounds.

### JOHNSON SIGNS WITH THE BEARCATS

- » Logan Johnson signed a national letter of intent on Nov. 8 to attend the University of Cincinnati and play basketball for the Bearcats beginning with the 2018-19 season.
- » Johnson, a 6-2, 170 guard from Mountain View, California, averaged 18 points, eight rebounds, five assists and two steals as a junior at Saint Francis High School, helping lead the Lancers to the Northern California Division II championship game.
- » A four-star prospect according to Scout.com, Johnson was listed among the Top 20 players in the Golden State and among the Top 150 players in the nation by 247 Sports and Rivals.com.
- » Johnson finished his junior season as the West Catholic Athletic League Most Valuable Player, the San Francisco Chronicle Player of the Year, the Cal Hi Sports Bay Area Player of the Year, a Mercury News First Team All-Bay Area selection, a Pangos All-American and a Cal Hi Sports Third Team All-State honoree.
- » "Logan is a great athlete and has a huge upside for a guard," Cronin said. "Most guards are developed physically coming in, but Logan is still growing and filling out into his body. He has great quickness and ball handling skills. He is a tough competitor and really coming into his own

as a player. Logan is also a solid person from a very close family. We are excited he is a Bearcat."

- » Logan's older brother, Tyler Johnson, is in his fourth season as a guard for the NBA's Miami Heat.

## DERMARR JOHNSON STILL WITH PROGRAM

- » Former UC men's basketball standout and NBA player DerMarr Johnson continues as a student assistant coach during the 2017-18 campaign. He joined the staff prior to last season while he takes classes to complete his degree.
- » The sixth pick in the 2000 NBA draft by the Atlanta Hawks, Johnson played one season at Cincinnati, earning Conference USA Freshman of the Year accolades while averaging 12.6 points and 3.8 rebounds during the 1999-2000 campaign. On a team that featured National Player of the Year Kenyon Martin and third-team All-American Pete Mickeal, as well as Steve Logan and Kenny Satterfield, Johnson helped guide the Bearcats to a 29-4 overall record and the league's regular-season title while ranking as the nation's No. 1 team for 12 weeks.
- » Johnson played two seasons with the Hawks, averaging 8.4 points and 3.4 rebounds in 2001-02. He overcame injuries sustained from an automobile accident in September 2002 to play parts of five more seasons in the league with the New York Knicks, Denver Nuggets and briefly with the San Antonio Spurs. He averaged 17 points and shot 49.9 percent with Denver during the 2004-05 season.
- » As an assistant under former UC head coach Bob Huggins, Cronin recruited Johnson, a consensus high school All-American, to the Cincinnati program.

## BB&T ARENA SERVING AS HOME OF THE BEARCATS FOR 2017-18 SEASON

- » BB&T Arena in Highland Heights, Kentucky, will serve as the temporary home of the Bearcats during the 2017-18 campaign while Fifth Third Arena undergoes an \$87 million renovation before its scheduled reopening in the fall 2018.
- » BB&T Arena seats 9,400 fans and serves as the home for Northern Kentucky University athletics.
- » BB&T Arena is about seven miles from downtown Cincinnati and 10 miles from the UC campus.
- » It marks the first time the Bearcats have played their home games off campus since the 1988-89 season when the recently closed Cincinnati Gardens served as UC's host venue.
- » Other schools of mention playing their home games off campus in 2017-18 due to arena renovations include Houston, Northwestern and Villanova.

## FIFTH THIRD ARENA CLOSED FOR RENOVATIONS

- » The Houston game (3/2/17) marked the final home game at 28-year-old Fifth Third Arena before it began an \$87 million renovation, scheduled to reopen for the 2018-19 campaign.
- » The Bearcats have registered a 385-79 record (.829 win percentage), making 21 NCAA appearances, six Sweet 16 appearances and one Final Four appearance while winning 11 conference titles, since the arena opened for the 1989-90 campaign.
- » UC recorded its fourth undefeated home season (18-0) in 2016-17 and the first since 2001-02 (15-0).
- » UC won its last 26 games in Fifth Third Arena, the second-longest win streak in its history (behind only a 41-game streak from Nov. 30, 1997-Feb. 13, 2000).

-GOBEARCATS.COM-



## FIFTH THIRD ARENA SCHEDULED TO REOPEN IN FALL 2018

**Fifth Third Arena, the home of Cincinnati basketball since the start of the 1989-90 season, is currently undergoing a privately-funded \$87-million renovation.**

Renovations began immediately following Cincinnati's 2016-17 home finale against Houston on March 2.

"Our entire University has grown and transformed into one of the best in the country over the past 15 years, both academically and aesthetically," men's basketball head coach Mick Cronin said. "This arena will be awesome. The planning has been meticulous and the first-class, new design is as good as I've seen across all of college basketball. This building is about our future and is a testament to the commitment our University and donors have toward our programs."

Proposed improvements to the facility, built in 1989 and originally named the Myrl H. Shoemaker Center, include the creation of a 360-degree seating bowl, new HD scoreboard, ribbon boards, sound system, an LED lighting system which will allow for enhanced gameday presentation, new restroom and concession facilities, a new upper-level concourse with its own fan amenities, expanded food and beverage options and a new main entrance and plaza with centralized ticketing and guest services. The renovated arena also will feature upgraded locker room spaces, expanded premium seating options, including a courtside club, arena club and concourse club as well as enclosed suites, loge seating, a new Bearcats Lounge and super suites.

"We are inspired by the passionate engagement from the Board of Trustees, campus leadership and key constituents who are making a bold commitment to our athletic program and the campus community," UC Director of Athletics Mike Bohn said.

Those interested in making a gift to the construction of the arena should contact the UCATS office at 513-556-0735.

## ARENA WEBSITE: OURHOUSE2018.COM

The University of Cincinnati Department of Athletics launched a website for the Fifth Third Arena Renovation titled **OurHouse2018.com**. The website, created in conjunction with the University's Office of Creative Services, was developed to provide Bearcats' fans current and up-to-date information on the arena construction project which is already underway.

**OurHouse2018.com** features an updated fly-through of the arena renovations, new renderings and information for those interested in purchasing tickets, premium seating or making a donation to the \$87-million privately-funded project.

Monthly video updates on the renovations are available at GoBearcats.com.

## BEARCATS PLAYING GAMES AT BB&T ARENA IN 2017-18

Cincinnati men's basketball is playing its 2017-18 home schedule at BB&T Arena in Highland Heights, Kentucky. The facility is home to Northern Kentucky University athletics.

"We are excited for the opportunity to play in one of the newest facilities in the area," UC Director of Athletics Mike Bohn said. "This was a long, thorough and engaging process with numerous stakeholders throughout our region. Hamilton County officials were all in for the right reasons and a key part of our discussions. The tri-state area is unique because of its regionality which encompasses a large swath of our fan base. All of those factors helped us make the right decision for our department and University while being fiscally responsible and providing an outstanding experience for our student-athletes, fans, students, donors and supporters."

BB&T Arena was built in 2008 and provides the Bearcats a state-of-the-art facility a short drive from UC's campus. The 9,400-seat multipurpose arena is located seven miles from downtown Cincinnati and features 12 luxury suites, a pair of party suites and 8,000 parking spaces within a five-minute walk to the arena. A four-sided video board, statistics boards and ribbon boards will keep fans up-to-date on what is going on in-game.

## CINCINNATI TO REOPEN FIFTH THIRD ARENA AGAINST OHIO STATE

Cincinnati will reopen Fifth Third Arena by welcoming Ohio State in the 2018-19 season opener. The news came in early October as part of a home-and-home series announcement.

The Bearcats will open a newly renovated Fifth Third Arena against the Buckeyes in 2018 with Ohio State playing host in Columbus in 2019. Although dates for the games have not been determined, the game will take place on the first allowable date of competition in each of the next two years.

The two schools haven't played a regular-season game since 1921. Ohio State leads the series 6-4 overall, including an 81-66 victory in the last meeting: March 22, 2012 in the NCAA East Regional semifinals in Boston.





## AWARDS

- » 2014 American Athletic Conference Coach of the Year
- » 2014 NABC District 25 Coach of the Year
- » 2014 Finalist for USBWA Henry Iba Award
- » 2006 Ohio Valley Conference Coach of the Year

## NOTES & ACCOMPLISHMENTS

- » One of only six coaches to take his team to the NCAA Tournament in each of the last seven years, joining Mark Few (Gonzaga), Tom Izzo (Michigan State), Mike Krzyzewski (Duke), Bill Self (Kansas) and Roy Williams (North Carolina).
- » Leads the nation for mosts Division I wins (317) among active coaches age 46 or younger and ranks second in the same statistic among coaches under the age of 50.
- » Cincinnati has ranked among the nation's Top 25 defenses each of the last five seasons in scoring defense, field-goal percentage defense and blocks per game.
- » The Bearcats claimed the 2014 American Athletic Conference regular-season crown.
- » Murray State won the 2004 Ohio Valley Tournament crown and the 2006 OVC regular-season and tournament title.
- » Cronin has directed nine teams to the NCAA Tournament as a head coach and advanced 14 teams to the Big Dance as a head coach or assistant.

# CINCINNATI HEAD COACH MICK CRONIN

Mick Cronin's tenure as head basketball coach at the University of Cincinnati has seen the rebirth of the Bearcats, rising from a program that featured only one returning scholarship player when he arrived in 2006-07 to one that posted 30 wins in 2016-17, made its seventh consecutive NCAA Tournament appearance last season and awaits the reopening of a renovated, state-of-the-art, Fifth Third Arena for the 2018-19 campaign.

Cronin is one of six coaches in the nation to take his team to the NCAA Tournament each of the past seven seasons, along with Mark Few (Gonzaga), Tom Izzo (Michigan State), Mike Krzyzewski (Duke), Bill Self (Kansas) and Roy Williams (North Carolina).

The Cincinnati native and UC alumnus leads the nation in Division I wins (317) and total NCAA Tournament appearances (nine) among active coaches his age (46-years old) and ranks second in Division I wins among active coaches under the age of 50.

Built on toughness, tenacious defense and continuous all-out effort, Cronin's Bearcats rank as one of two programs (along with Virginia) to be listed among the nation's top 25 in scoring defense each of the past five seasons. You can also find Cincinnati's name listed among the top 25 teams in field-goal percentage defense and blocks per game every year since 2012-13.

Cronin guided Cincinnati to a share of the 2014 American Athletic Conference regular-season crown while earning the league's coach of the year honor. At Murray State from 2004-2006, Cronin guided the Racers two Ohio Valley Conference tournament titles and one regular-season crown while receiving OVC Coach of the Year distinction in 2006.

Along with his three seasons in Murray, Cronin has compiled a 317-161 career record in 14-plus years as a college head coach, including a 248-137 mark at Cincinnati.

Cincinnati's 2017-18 squad features the return of its top three scorers – Jacob Evans, Kyle Washington and Gary Clark – along with six other lettermen and six newcomers.

Cronin's rebuilding job began immediately when his first squad featured only one returning starter for the 2006-07 campaign. He tirelessly went to work setting the culture necessary to building long-term success while competing within arguably the sport's toughest league ever organized – the old BIG EAST Conference.

Despite the surroundings, Cincinnati began the retooling process, becoming the only program from a major conference to improve its win total every season from 2007 to 2011, building from 11 wins in 2007 to 26 victories and a return to the NCAA Tournament in 2011.

Now a fixture at the Big Dance, Cincinnati can include itself among an elite list of eight programs appearing in seven consecutive NCAA Tournaments, along with Duke, Gonzaga, Kansas, Michigan State, North Carolina, VCU and Wisconsin.

## SEVEN CONSECUTIVE TRIPS TO THE NCAA TOURNAMENT

**2016-17:** Cincinnati achieved the second-most wins in program history (30-6), advanced to the second round of the NCAA Tournament, and tied the school record for league victories (16-2) while finishing second in the American Athletic Conference. The Bearcats also posted an 18-0 home record, the fourth undefeated season at Fifth Third Arena and was ranked in the national polls for 15 weeks during the season, a Cronin-era record high. The UC head coach also achieved a milestone, registering his 300th career victory against Tulsa on Feb. 18.

**2015-16:** Cincinnati won 11 of its final 15 games of the regular season, including a 61-54 win over then-No. 24 SMU, to register its sixth consecutive NCAA Tournament appearance. Junior Troy Caupain received First Team American Athletic Conference accolades while sophomore Gary Clark was named the league's defensive player of the year and second-team all-conference honoree. The Bearcats finished 22-11 overall and tied for third in the league with a 12-6 mark.

**2014-15:** A young, inexperienced group of newcomers and role players overcame the loss of its head coach due to health reasons and banded together to register a 23-11 mark and achieve the program's first second-round NCAA Tournament appearance since 2012. UC finished third in the conference but swept league-winner SMU and registered a victory at second-place Tulsa (in the only meeting between the schools) to secure the school's fifth consecutive NCAA Tournament invite. The Bearcats outlasted Purdue 66-65 in overtime in the first round of the NCAA Tournament before falling to previously unbeaten Kentucky, 64-51.

**2013-14:** Cincinnati won a share of the inaugural American Athletic Conference regular-season crown, the program's first conference title since 2003-04, behind the efforts of AP All-American Sean Kilpatrick and league defensive player of the year Justin Jackson. Kilpatrick led The American with 20.6 points per game and Cronin was named The American's Coach of the Year in leading UC to a 27-7 record – its most wins since 2001-02. The Bearcats strung together 15 consecutive wins, including their first 11 league games. UC was listed among the top 15 teams in the AP poll during each of the last eight weeks of the regular season, climbing as high as seventh.

**2012-13:** Senior Cashmere Wright fought through nagging injuries and, along with fellow senior JaQuon Parker and junior Sean Kilpatrick, helped lead the Bearcats to a 22-12 overall record and third consecutive NCAA Tournament appearance. Wright finished his career as UC's all-time steals leader (198) and Cronin claimed his 200th career coaching win. The Bearcats ranked sixth nationally with 6.1 blocks per game.

**2011-12:** Cincinnati advanced to the NCAA Sweet 16, registered 26 wins for the second consecutive season and defeated a school-record eight nationally ranked teams, including No. 2 Syracuse in the semifinals of the BIG EAST Championship. The Bearcats posted a school-record 12 wins in the BIG EAST en route to tying for fourth place in the league standings and finishing as runners up in the league tournament. Yancy Gates capped off his career as one of only six players in program history to compile more than 1,400 points and 900 rebounds. The Bearcats outlasted Texas and Florida State before falling to Ohio State in the NCAA Tournament.

**2010-11:** Cincinnati won its first 15 games of the season and closed strong with five victories in its last six regular-season contests to secure its first NCAA Tournament appearance since 2005. Yancy Gates led the Bearcats with 11.9 points and 6.9 rebounds and Sean Kilpatrick was named to the BIG EAST All-Rookie team. UC defeated Missouri 78-63 before falling to eventual national champion UConn 69-58 in the second round of the NCAA Tournament. The Bearcats finished 26-9 overall.

## PRIOR TO CINCINNATI

Success seems to follow Cronin, who came to Cincinnati after serving three years as head coach at Murray State (2004-06). As mentor of the Racers, Cronin compiled a 69-24 overall record while earning a pair of NCAA tournament berths.

In his debut season as head coach, Cronin directed Murray State to a school-best 28-6 record, the Ohio Valley Conference Tournament championship and an NCAA Tournament appearance. His 28 wins were the sixth most in NCAA history for a first-year head coach at the time. He earned OVC Coach of the Year honors two seasons later, guiding Murray State to another OVC regular-season title, league tournament crown and NCAA Tournament appearance with a 24-6 mark in 2005-06.

Prior to Murray State, Cronin built a sterling reputation for his ability to evaluate and recruit top talent. In his stint at UC as an assistant coach for Bob Huggins from 1997-2001, Cronin recruited several top players, including NBA Draft selections Steve Logan (Golden State); DerMarr Johnson (Atlanta); Pete Mickeal (Dallas); Kenny Satterfield (Dallas); and Jason Maxiell (Detroit).

Following the 2000-01 season, Cronin became the associate head coach and recruiting coordinator at Louisville, under Rick Pitino. In his first year, Cronin helped attract a top-10 ranked recruiting class.

## COMMUNITY INVOLVEMENT

Cronin's passion for success on the court also carries over to the local community where he is committed to making a difference. He currently serves as a board member on both the American Cancer Society and the ACS's Coaches vs. Cancer of Southwest Ohio chapter.

He also assists with a major fundraising event - Soul of the City Soiree - for Our Daily Bread that has generated more than \$100,000 each of the past four years to assist the soup kitchen and community center in Cincinnati.

Cronin also annually speaks with the Young Executive Group of the Catholic Inner-City Schools Education (CISE) Fund. The group raises money from area corporations to help give children from low income urban settings the opportunity to attend Catholic schools.

During the 2013-14 season, Cronin also wrote a column in the Cincinnati Enquirer highlighting the dangers of texting while driving as part of the AT&T sponsored "It Can Wait" campaign. He spotlighted the campaign again during an on-campus awareness event in October 2014.

## PATH TO COACHING

Cronin has long held great pride in the Queen City, the University of Cincinnati and the sport of basketball. As a child growing up on the west side of town, he used to follow his father Harold "Hep" Cronin -- a highly successful local high school coach with more than 400 career wins -- around the gyms of Cincinnati. A product of LaSalle High School, Cronin had his playing career end sooner than expected due to a knee injury in high school.

That didn't stop his desire to find his place in basketball. While completing his undergraduate degree at UC, Cronin served as assistant varsity coach and head junior varsity coach at Woodward High School. He helped develop six players who went on to play Division I college basketball, including former Bearcat Damon Flint, who ranks among the top 25 scorers in program history.

Cronin made the jump from high school to college coaching during the 1996-97 season joining Huggins as video coordinator at UC. A year later, Cronin was elevated to an assistant coach for the Bearcats, setting the stage for his long tenure in college basketball.

Cronin resides in Cincinnati with his 11-year old daughter, Samantha.





CRONIN'S YEARLY COACHING RECORD

SEASON	SCHOOL (CONF.)	POSITION	RECORD/CONF.	POSTSEASON (RECORD)
1996-97	Cincinnati (C-USA)	Video Coordinator		
1997-98	Cincinnati (C-USA)	Asst. Coach	27-6/14-2	NCAA Second Round (1-1)
1998-99	Cincinnati (C-USA)	Asst. Coach	27-6/12-4	NCAA Second Round (1-1)
1999-00	Cincinnati (C-USA)	Asst. Coach	29-4/16-0	NCAA Second Round (1-1)
2000-01	Cincinnati (C-USA)	Asst. Coach	25-10/11-5	NCAA Regional Semifinals (2-1)
2001-02	Louisville (C-USA)	Assoc. Head Coach	19-13/8-8	NIT (1-1)
2002-03	Louisville (C-USA)	Assoc. Head Coach	25-7/11-5	NCAA Second Round (1-1)
2003-04	Murray State (OVC)	Head Coach	28-6/14-2	NCAA First Round (0-1)
2004-05	Murray State (OVC)	Head Coach	17-11/11-5	---
2005-06	Murray State (OVC)	Head Coach	24-7/17-3	NCAA First Round (0-1)
<b>Murray State Totals</b>		<b>3 years</b>	<b>69-24/42-10</b>	<b>.742/.808</b>
2006-07	Cincinnati (BIG EAST)	Head Coach	11-19/2-14	---
2007-08	Cincinnati (BIG EAST)	Head Coach	13-19/8-10	College Basketball Invitational (0-1)
2008-09	Cincinnati (BIG EAST)	Head Coach	18-14/8-10	---
2009-10	Cincinnati (BIG EAST)	Head Coach	19-16/7-11	NIT (1-1)
2010-11	Cincinnati (BIG EAST)	Head Coach	26-9/11-7	NCAA Second Round (1-1)
2011-12	Cincinnati (BIG EAST)	Head Coach	26-11/12-6	NCAA Regional Semifinals (2-1)
2012-13	Cincinnati (BIG EAST)	Head Coach	22-12/9-9	NCAA First Round (0-1)
2013-14	Cincinnati (American)	Head Coach	27-7/15-3	NCAA First Round (0-1)
2014-15	Cincinnati (American)	Head Coach	23-11/13-5	NCAA Second Round (1-1)
2015-16	Cincinnati (American)	Head Coach	22-11/12-6	NCAA First Round (0-1)
2016-17	Cincinnati (American)	Head Coach	30-6/16-2	NCAA Second Round (1-1)
2017-18	Cincinnati (American)	Head Coach	11-2/0-0	
<b>Cincinnati Totals</b>		<b>12th season</b>	<b>248-137/113-83</b>	<b>.644/.577</b>
<b>Head Coaching Totals</b>		<b>15th season</b>	<b>317-161/155-93</b>	<b>.663/.625</b>

CRONIN'S RECORD AGAINST ALL OPPONENTS					
SCHOOL	W-L	SCHOOL	W-L	SCHOOL	W-L
Alabama	1-0	Kentucky	0-1	South Dakota	1-0
<b>Alabama State</b>	<b>2-0</b>	Lipscomb	2-0	St. Francis (Pa.)	2-0
Albany	1-0	Louisville	5-7	St. John's	5-6
Appalachian State	1-0	Marquette	3-4	Saint Joseph's	0-0
Arkansas-Little Rock	1-0	Marshall	2-1	St. Mary's (Calif.)	0-1
<b>Arkansas-Pine Bluff</b>	<b>4-0</b>	Maryland	1-0	Stony Brook	1-0
Arkansas Tech	1-0	Maryland Eastern Shore	1-0	Syracuse	2-6
Austin Peay	4-1	<b>Memphis</b>	<b>5-5</b>	Texas	1-0
Belmont	0-1	Miami (Ohio)	5-0	TCU	1-0
Bowling Green	2-1	Middle Tennessee	2-0	<b>Temple</b>	<b>6-3</b>
Bradley	0-1	<b>Mississippi State</b>	<b>2-0</b>	Tennessee	0-1
Brown	1-0	Mississippi Valley State	1-0	Tennessee State	5-1
<b>Buffalo</b>	<b>1-0</b>	Missouri	1-1	Tennessee Tech	3-2
Butler	0-2	Morehead State	8-0	Tennessee-Martin	9-0
Cal-State Bakersfield	1-0	Morgan State	1-0	Texas A&M-CC	1-1
Cal-Davis	1-0	Mount St. Mary's	1-0	Texas-San Antonio	2-0
Campbell	2-0	Nebraska	2-1	Texas Southern	3-0
Campbellsville	1-0	New Mexico	0-2	Toledo	2-0
Central Michigan	1-0	Norfolk State	1-0	<b>Tulane</b>	<b>4-1</b>
Charleston Southern	1-0	North Carolina	0-1	<b>Tulsa</b>	<b>4-1</b>
Chicago State	3-0	North Carolina A&T	1-0	UAB	1-4
Cincinnati	0-1	North Carolina Central	2-0	<b>UCF</b>	<b>6-1</b>
<b>Cleveland State</b>	<b>1-0</b>	NC State	3-1	<b>UCLA</b>	<b>1-1</b>
Coastal Carolina	2-0	Northwestern State	1-0	<b>UConn</b>	<b>10-13</b>
<b>Coppin State</b>	<b>1-0</b>	Notre Dame	3-7	UMass Lowell	1-0
Creighton	0-1	Oakland	1-0	UNLV	1-0
Dayton	1-1	Ohio	0-1	USC Upstate	2-0
Delaware State	2-0	Ohio State	0-2	<b>USF</b>	<b>12-4</b>
DePaul	6-3	Oklahoma	2-0	Utah Valley	1-0
<b>East Carolina</b>	<b>4-1</b>	Ole Miss	0-1	Vanderbilt	1-0
Eastern Illinois	6-1	Oregon	1-0	Villanova	4-4
Eastern Kentucky	6-1	Penn State	1-0	VCU	1-1
Fairfield	1-0	Pittsburgh	4-8	Wagner	2-0
Fairleigh Dickinson	1-0	Prairie View A&M	1-0	Weber State	1-0
<b>Florida</b>	<b>0-1</b>	Presbyterian	0-1	West Florida	1-0
Florida A&M	1-0	Providence	4-5	West Virginia	3-5
Florida State	1-1	Purdue	1-0	<b>Western Carolina</b>	<b>3-0</b>
Georgetown	6-6	Radford	1-0	Western Illinois	1-0
Georgetown College	1-0	Rhode Island	0-1	Western Kentucky	1-1
George Washington	1-0	Rice	2-0	Winthrop	1-0
Georgia	1-0	<b>Richmond</b>	<b>1-0</b>	<b>Wichita State</b>	<b>0-0</b>
Georgia Southern	1-0	Robert Morris	1-0	Wofford	0-1
Gonzaga	0-1	Rutgers	8-4	Wright State	3-0
Harvard	0-1	Saint Joseph's	0-1	<b>Wyoming</b>	<b>1-0</b>
High Point	1-0	Samford	3-3	<b>Xavier</b>	<b>4-8</b>
<b>Houston</b>	<b>7-1</b>	San Diego State	1-0		
Howard	1-0	<b>Savannah State</b>	<b>2-0</b>		
Illinois	0-1	Seton Hall	4-3		
Illinois-Chicago	1-0	SIU-Edwardsville	2-0		
Illinois State	0-1	<b>SMU</b>	<b>5-4</b>		
Iowa State	2-1	SE Missouri State	5-2		
IPFW	1-0	Southern Illinois	1-2		
Jacksonville State	6-0	SE Louisiana	1-0		
Kansas State	1-0	Southern Miss	1-0		
Kennesaw State	1-0	South Carolina Upstate	1-0		

CINCINNATI'S DEFENSIVE NUMBERS UNDER CRONIN

CINCINNATI'S DEFENSIVE STATISTICS DURING THE MICK CRONIN ERA (12TH SEASON; 2007-PRESENT)

YEAR	UC RECORD	OPP FGM-FGA	OPP FG%	OPP 3FGM-3FGA	OPP 3FG%	OPP PPG	GAMES ALLOWED <70 PTS	GAMES ALLOWED <60 PTS	GAMES ALLOWED <50 PTS	GAMES ALLOWED <40% FG	GAMES ALLOWED <35% FG	FORCED TURNOVERS	UC BLOCKS	UC STEALS
2006-07	11-19	685-1539	.445	231-612	.377	67.7	14	8	2	8	4	451	58	230
2007-08	13-19	717-1669	.430	209-621	.337	67.8	18	7	2	8	3	380	73	169
2008-09	18-14	752-1802	.417	186-581	.320	66.3	19	10	3	13	7	406	103	183
2009-10	19-16	807-1954	.413	230-676	.340	66.5	23	12	1	13	5	423	107	199
2010-11	26-9	735-1790	.411	171-529	.323	(9th) 59.6	30	18	<b>7</b>	17	7	492	129	258
2011-12	26-11	849-2063	.412	207-641	.323	(40th) 61.5	29	15	4	16	7	<b>518</b>	(44th) 170	(43rd) <b>298</b>
2012-13	22-12	716-1851	(14th) <b>.387</b>	171-562	(34th) <b>.304</b>	(22nd) 59.0	30	18	3	16	9	452	(7th) <b>208</b>	240
2013-14	27-7	690-1745	(19th) .395	182-568	.320	(4th) 58.4	31	19	6	19	8	485	(20th) 188	(24th) 268
2014-15	23-11	700-1804	(15th) .388	192-601	.319	(6th) <b>55.8</b>	<b>33</b>	<b>22</b>	<b>7</b>	<b>21</b>	<b>11</b>	409	(11th) 185	222
2015-16	22-11	750-1907	(13th) .393	240-672	.357	(12th) 63.3	24	15	2	20	7	450	(9th) 192	(34th) 257
2016-17	<b>30-6</b>	767-1975	(9th) .388	264-765	.345	(8th) 61.3	26	17	3	19	10	476	(16th) 178	(32nd) 260
2017-18	11-2	272-728	.374	97-284	.342	60.0	11	7	2	9	4	225	77	113

National ranking in parentheses; Cronin-era bests in **boldface**

## THE POLLS

### ASSOCIATED PRESS POLL (DEC. 25)

Rk.	Team (First Place Votes)
1	Villanova (43)
2	Michigan State (16)
3	Arizona State (6)
4	Duke
5	Texas A&M
6	Xavier
7	West Virginia
8	Wichita State
9	Virginia
10	TCU
11	Kansas
12	Oklahoma
13	North Carolina
14	Purdue
15	Miami
16	Kentucky
17	Arizona
18	Baylor
19	Tennessee
20	Gonzaga
21	<b>Cincinnati</b>
22	Texas Tech
23	Seton Hall
24	Florida State
25	Creighton

### OTHERS RECEIVING VOTES:

Arkansas 85, Clemson 55, Notre Dame 40, Louisville 26, Texas 21, UCLA 12, Oklahoma State 8, SMU 5, St. Bonaventure 5, Auburn 5, New Mexico State 4, Rhode Island 2, Nevada 1, Stephen F. Austin 1, Florida 1, Michigan 1, Minnesota 1.

### USA TODAY COACHES POLL (DEC. 25)

Rk.	Team (First Place Votes)
1	Villanova (27)
2	Michigan State (5)
3	Duke
4	Arizona State
5	Xavier
6	Texas A&M
7	West Virginia
8	TCU
9	Virginia
10	Wichita State
11	Kansas
12	Oklahoma
13	Purdue
14	North Carolina
15	Kentucky
16	Miami
17	Baylor
18	Arizona
19	Gonzaga
20	Tennessee
21	Texas Tech
22	<b>Cincinnati</b>
23	Creighton
24	Seton Hall
25	Florida State

### OTHERS RECEIVING VOTES:

Clemson 45, Louisville 27, Virginia Tech 22, Notre Dame 18, Arkansas 18, Texas 17, UCLA 12, Saint Mary's 11, Michigan 5, Syracuse 4, Boise State 3, Rhode Island 3, Stephen F. Austin 2, Missouri 2, Oklahoma State 2, St. Bonaventure 2, Mississippi State 1, New Mexico State 1, Auburn 1, Florida 1.

## CINCINNATI'S WEEKLY RANKINGS

Associated Press	Week	USA Today
12	Preseason	13
12	Nov. 13	No Poll
12	Nov. 20	13
11	Nov. 27	9
17	Dec. 4	17
25	Dec. 11	RV
20	Dec. 18	22
21	Dec. 25	22

## 2017-18 AMERICAN ATHLETIC CONFERENCE

### 2017-18 AMERICAN CONFERENCE STANDINGS (THRU 12/28)

Team	AAC	Pct.	Overall	Pct.
Houston	1-0	1.000	11-2	.846
SMU	1-0	1.000	11-3	.786
Tulane	1-0	1.000	10-3	.769
Tulsa	1-0	1.000	8-5	.615
<b>Cincinnati</b>	<b>0-0</b>	<b>.000</b>	<b>11-2</b>	<b>.846</b>
Wichita State	0-0	.000	10-2	.833
Memphis	0-0	.000	9-3	.750
UConn	0-0	.000	7-5	.583
UCF	0-1	.000	9-4	.692
Temple	0-1	.000	7-5	.583
USF	0-1	.000	7-7	.500
ECU	0-1	.000	6-6	.500

### 2017-18 COMPOSITE SCHEDULE

<b>Saturday, Dec. 30</b>		
Wichita State at UConn*	12 p.m.	CBS
Temple at Houston*	6 p.m.	ESPNU

<b>Sunday, Dec. 31</b>		
Tulsa at Tulane*	3 p.m.	ESPN3
<b>Memphis at Cincinnati*</b>	<b>4 p.m.</b>	<b>ESPNU</b>
UCF at ECU*	4 p.m.	ESPNEWS
USF at SMU*	8 p.m.	ESPNU

<b>Wednesday, Jan. 3</b>		
ECU at USF*	7 p.m.	ESPN3
UConn at Tulsa*	7 p.m.	ESPNEWS
Memphis at UCF*	7 p.m.	ESPN3

<b>Thursday, Jan. 4</b>		
Houston at Wichita State*	7/9 p.m.	ESPN/ESPN2
<b>Cincinnati at Temple*</b>	<b>7/9 p.m.</b>	<b>ESPN/ESPN2</b>
SMU at Tulane*	9 p.m.	ESPNU

<b>Saturday, Jan. 6</b>		
ECU at UConn*	12 p.m.	ESPNEWS
Tulsa at Memphis*	4 p.m.	ESPNEWS

<b>Sunday, Jan. 7</b>		
Temple at UCF*	12 p.m.	CBSSN
USF at Wichita State*	4 p.m.	CBSSN
<b>SMU at Cincinnati*</b>	<b>6 p.m.</b>	<b>ESPN2</b>

<b>Tuesday, Jan. 9</b>		
Tulane at Memphis*	7 p.m.	ESPNEWS

<b>Wednesday, Jan. 10</b>		
UCF at UConn*	7 p.m.	CBSSN
Temple at SMU*	9 p.m.	CBSSN

<b>Thursday, Jan. 11</b>		
Tulsa at Houston*	7 p.m.	ESPNU
Wichita State at ECU*	9 p.m.	ESPN/ESPN2

<b>Saturday, Jan. 13</b>		
UConn at Tulane*	1 p.m.	ESPNEWS
Memphis at Temple*	2 p.m.	CBSSN
<b>Cincinnati at USF*</b>	<b>7 p.m.</b>	<b>ESPNEWS</b>
Wichita State at Tulsa*	7:30 p.m.	ESPNU

<b>Sunday, Jan. 14</b>		
Houston at ECU*	2 p.m.	ESPN3

### CINCINNATI IN THE AMERICAN 2017-18 TEAM STATISTICS (THRU 12/26)

CATEGORY	[*NATIONAL] LEAGUE RANK (STAT)
Scoring .....	3rd (80.8)
Scoring Defense .....	[5th] 1st (60.0)
Scoring Margin .....	[9th] 1st (+20.8)
Free Throw Pct. ....	9th (.689)
Field Goal Pct. ....	4th (.473)
Field Goal Pct. Defense .....	[10th] 1st (.374)
3-Pt Field Goal Pct. ....	5th (.376)
3-Pt Field Goal Pct. Defense .....	9th (.342)
Rebounding Offense .....	2nd (40.6)
Rebounding Defense .....	3rd (31.2)
Rebounding Margin .....	[13th] 2nd (+9.4)
Blocked Shots .....	[20th] 1st (5.9)
Assists .....	3rd (17.5)
Steals .....	[26th] 1st (8.7)
Turnover Margin .....	[29th] 1st (+4.0)
Assist-to-Turnover Ratio .....	3rd (1.3)
Offensive Rebounds .....	1st (13.1)
Defensive Rebounds .....	4th (27.5)
3-Pt Field Goals Made .....	6th (7.9)

### INDIVIDUAL STATISTICS

PLAYER	[*NATIONAL] LEAGUE RANK (STAT)
<b>Scoring</b>	
Jacob Evans III .....	16th (13.6)
Gary Clark .....	25th (12.5)

<b>Rebounding</b>	
Gary Clark .....	2nd (8.6)

<b>Field Goal Shooting Percentage</b>	
Kyle Washington .....	7th (.556)

<b>Free Throw Percentage</b>	
Gary Clark .....	6th (.860)

<b>Steals</b>	
Gary Clark .....	5th (1.6)
Cane Broome .....	11th (1.3)

<b>Three-Point Field Goal Percentage</b>	
Jacob Evans III .....	T-10th (.417)

<b>Three-Point Field Goals Made</b>	
Jacob Evans III .....	10th (1.9)

<b>Blocked Shots</b>	
Gary Clark .....	6th (1.5)
Jacob Evans III .....	9th (1.4)
Kyle Washington .....	14th (0.8)

<b>Assist-Turnover Ratio</b>	
Cane Broome .....	13th (1.6)
Jacob Evans III .....	15th (1.4)

<b>Offensive Rebounds</b>	
Gary Clark .....	[37th] 2nd (3.2)

<b>Defensive Rebounds</b>	
Gary Clark .....	T-7th (5.4)

<b>Minutes Played</b>	
Jacob Evans III .....	28th (29.2)

\*National rankings (through 12/25/17) are in brackets

CINCINNATI'S RECORD WHEN

	06-07	07-08	08-09	09-10	10-11	11-12	12-13	13-14	14-15	15-16	16-17	17-18	TOTAL
Home games	10-8	10-7	13-5	13-5	15-3	14-4	13-5	18-1	15-3	14-3	18-0	7-0	158-44
Away games	0-9	3-11	4-7	2-9	7-4	7-5	5-5	7-3	6-5	6-6	9-3	1-1	57-68
Neutral site games	1-2	0-1	1-2	4-2	4-2	5-2	4-2	2-3	2-3	2-2	3-3	3-1	31-25
Conference games	2-14	8-10	8-10	7-11	11-7	12-6	9-9	15-3	13-5	12-6	16-2	0-0	112-83
vs. Top 25 teams	0-4	2-5	1-7	3-6	3-7	8-4	2-8	4-2	2-1	1-3	2-5	0-2	28-54
Overtime games	2-0	1-1	2-1	0-3	1-0	1-2	2-1	0-0	2-1	0-3	2-0	0-0	13-12
Lead at halftime	6-1	10-3	11-3	13-4	25-0	18-3	15-3	23-1	17-3	19-5	24-2	11-0	291-28
Trail at halftime	4-17	3-15	6-11	4-11	0-9	7-8	7-9	1-6	5-8	1-6	5-2	0-2	43-104
Tied at halftime	1-1	0-1	1-0	2-1	1-0	1-0	0-0	3-0	1-0	2-0	1-2	0-0	13-5
Lead with 10:00 remaining	10-1	9-1	14-1	13-3	26-0	18-4	19-1	23-1	20-3	22-3	27-1	11-0	266-19
Trail with 10:00 remaining	1-18	1-18	3-13	6-11	0-9	7-7	3-9	3-6	3-8	0-7	3-5	0-2	30-113
Tied with 10:00 remaining	0-0	3-0	1-0	0-2	0-0	1-0	0-2	1-0	0-0	0-1	0-0	0-0	6-5
Lead with 5:00 remaining	9-3	11-1	17-1	18-2	25-0	19-4	19-2	26-0	24-1	19-4	28-0	11-0	226-18
Trail with 5:00 remaining	0-16	2-17	1-13	0-13	0-9	5-7	2-9	1-7	0-8	1-6	2-6	0-2	14-113
Tied with 5:00 remaining	2-0	0-1	0-0	1-1	1-0	2-0	1-1	0-0	0-2	1-1	0-0	0-0	8-6
Lead with 2:00 remaining	10-2	11-1	16-0	18-2	25-1	23-2	19-2	25-1	23-1	19-3	27-0	11-0	228-15
Trail with 2:00 remaining	0-17	1-17	2-14	1-14	0-8	3-9	1-10	2-6	1-9	2-7	3-5	0-1	16-117
Tied with 2:00 remaining	1-0	1-1	0-0	0-0	1-0	0-0	2-0	0-0	0-1	0-1	0-1	0-1	5-5
Shoot better from the field	8-2	8-3	13-1	15-4	22-0	16-2	15-1	21-0	21-3	16-5	24-0	11-0	190-21
Shoot worse from the field	3-17	5-16	5-13	4-12	4-9	8-9	4-11	6-7	2-8	6-6	6-6	0-1	53-115
Shoot 50% or better	0-2	0-0	4-1	8-1	7-0	6-0	4-0	3-0	9-1	4-2	14-0	5-0	64-7
Shoot below 50%	11-17	13-19	14-13	11-15	16-8	20-11	18-12	24-7	14-9	16-9	16-6	7-2	179-128
Opp. shoots 50% or better	1-9	0-6	0-6	0-2	2-4	1-2	0-1	1-3	0-2	2-3	2-2	1-0	10-40
Opp. shoots below 50%	10-10	13-13	18-8	19-14	22-5	24-9	22-11	25-4	22-9	19-7	28-4	10-2	232-96
Opp. shoots below 40%	7-1	6-1	9-3	10-3	17-0	15-1	16-1	17-1	16-5	17-2	19-1	9-0	158-19
Make 7 or fewer 3-pointers	10-12	8-12	7-11	13-12	21-6	12-9	12-9	22-7	20-11	9-5	18-4	6-1	157-99
Make 8 or more 3-pointers	1-7	5-7	11-3	6-4	6-4	14-2	10-3	5-0	3-0	13-6	12-2	5-1	91-39
Shoot more FTs than opp.	7-3	6-3	12-1	11-2	22-2	16-4	16-3	20-2	20-6	14-3	19-2	9-0	172-31
Out-rebound the opponent	9-5	10-11	13-4	17-8	24-3	10-4	17-8	19-4	18-8	18-7	24-3	8-1	196-66
Opponent out-rebounds UC	2-14	3-7	2-9	2-8	2-5	13-6	3-4	8-2	3-3	3-2	6-3	1-1	48-64
Same number of rebounds	0-0	0-1	3-1	0-0	0-1	3-1	2-0	0-1	1-1	1-2	0-0	2-0	12-8
Commit fewer turnovers	7-11	4-5	9-3	7-6	16-6	22-5	14-4	16-4	13-3	17-2	25-3	8-1	158-53
Commit the same or more TOs	4-8	9-14	9-11	12-10	9-2	4-3	8-7	11-3	10-8	3-10	4-1	3-0	85-75
Commit 12 or fewer turnovers	7-9	4-7	5-4	5-5	10-5	17-7	8-8	20-4	13-5	14-6	22-5	5-1	130-66
Outscore opponents' bench	6-8	8-6	15-9	19-11	24-7	13-3	11-6	17-1	14-7	15-6	19-3	10-1	171-68
1-3 point games	1-4	5-5	2-0	4-5	2-1	5-4	2-3	4-2	1-4	2-6	4-0	0-0	42-34
4-5 point games	0-1	2-1	2-1	3-2	0-2	6-0	2-2	4-1	2-1	4-1	0-2	0-0	25-14
6-10 point games	5-2	2-6	5-6	4-4	7-2	5-3	7-4	2-2	8-1	3-3	7-2	1-1	56-36
11-19 point games	4-10	3-5	4-4	4-4	8-5	4-2	6-2	9-1	7-4	6-1	8-2	3-1	66-41
20-plus point games	1-2	1-2	5-3	4-1	9-1	7-1	5-1	8-1	5-1	7-0	11-0	7-0	70-13
Score 59 or fewer points	0-9	3-7	1-6	0-7	3-8	3-7	1-9	2-7	6-11	2-4	4-3	0-0	25-76
Score 60-69 points	6-7	8-7	4-6	9-4	9-1	7-4	9-3	11-0	9-0	8-2	6-2	1-1	86-37
Score 70 or more points	5-3	2-5	13-2	10-5	14-0	16-2	12-0	14-0	8-0	12-5	20-1	10-1	136-24
Hold opp. to 50 or fewer points	3-0	3-0	4-0	1-0	7-0	3-2	4-0	7-0	9-2	4-0	6-0	3-0	54-4
Hold opp. to 51-60 points	3-4	5-1	6-2	9-2	12-1	12-3	12-4	11-3	10-3	12-1	11-2	4-0	108-26
Hold opp. to 61-70 points	3-2	5-5	5-3	7-4	5-5	10-1	4-7	7-3	4-5	3-5	8-0	3-1	64-42
Opp. scores 70-plus points	2-13	0-13	3-9	2-10	2-3	1-5	2-1	2-1	0-1	2-4	5-4	1-1	22-65
November	5-1	4-2	5-1	4-1	5-0	4-2	6-0	6-0	5-1	7-0	5-1	7-0	63-9
December	4-3	1-5	5-2	5-2	9-0	6-1	7-1	5-2	4-2	3-4	6-1	4-2	58-25
January	1-7	5-4	4-4	5-4	4-4	5-4	4-3	9-0	6-2	6-2	8-0	0-0	57-34
February	1-7	3-3	4-3	2-5	4-3	6-2	2-5	4-2	5-4	5-2	6-2	0-0	42-38
March	0-1	0-5	0-4	3-4	4-2	5-2	2-3	3-3	3-2	1-3	5-2	0-0	26-31
Monday	0-0	1-0	3-2	2-2	2-0	2-1	2-2	1-0	0-0	0-0	1-0	3-0	17-7
Tuesday	0-2	1-1	1-2	4-2	3-0	2-0	4-0	6-0	5-1	3-2	1-0	3-0	33-10
Wednesday	4-5	4-5	4-1	7-3	9-1	7-0	3-1	2-0	5-1	2-1	6-0	1-0	54-18
Thursday	0-1	0-2	3-0	1-2	3-1	3-1	1-3	5-1	3-1	3-3	6-0	2-0	30-15
Friday	1-0	1-1	0-1	0-0	1-0	4-1	1-2	2-1	2-1	2-2	3-0	1-0	18-9
Saturday	5-7	6-5	6-5	5-3	8-4	5-7	10-2	8-5	5-6	6-3	8-2	1-2	72-57
Sunday	1-4	0-5	1-3	0-4	0-3	3-1	2-1	2-0	3-1	6-0	5-4	0-0	23-26

BEARCATS STARTING LINEUPS

OPPONENT	UC STARTERS
Bellarmino (EXH.)	Broome, Cumberland, Evans III, Clark, Washington
Embry-Riddle (EXH.)	Broome, Cumberland, Evans III, Clark, Washington
Savannah State	Broome, Cumberland, Evans III, Clark, Washington
Western Carolina	Jenifer, Cumberland, Evans III, Clark, Brooks
Coppin State	Broome, Cumberland, Evans III, Clark, Washington
vs. Buffalo	Broome, Cumberland, Evans III, Clark, Washington
vs. Richmond	Jenifer, Cumberland, Evans III, Clark, Brooks
vs. Wyoming	Jenifer, Cumberland, Evans III, Clark, Washington
Alabama State	Jenifer, Cumberland, Evans III, Clark, Washington
at Xavier	Jenifer, Cumberland, Evans III, Clark, Washington
vs. Florida	Jenifer, Cumberland, Evans III, Clark, Washington
Mississippi State	Jenifer, Cumberland, Evans III, Clark, Washington
at UCLA	Jenifer, Cumberland, Evans III, Clark, Washington
Arkansas-Pine Bluff	Jenifer, Cumberland, Evans III, Clark, Washington
Cleveland State	Jenifer, Cumberland, Evans III, Clark, Washington
Memphis	
at Temple	
SMU	
at USF	
at UCF	
ECU	
Temple	
at Memphis	
Houston	
at UConn	
UCF	
at SMU	
at Houston	
Wichita State	
UConn	
Tulsa	
at Tulane	
at Wichita State	
American Championship	

RECORD BY STARTING LINEUPS

UC STARTERS	RECORD
Broome, Cumberland, Evans III, Clark, Washington	3-0
Jenifer, Cumberland, Evans III, Clark, Brooks	2-0
Jenifer, Cumberland, Evans III, Clark, Washington	6-2

PLAYERS IN DOUBLE FIGURES

# OF PLAYERS	0	1	2	3	4	5	6	7
TIMES THIS SEASON	0	0	3	3	5	1	1	0



## SPECIALTY STATISTICS

OPPONENT	RESULT	IN PAINT	OFF TO	2ND CHANCE	FAST BREAK	BENCH
Savannah State		24	17	2	18	25
at Cincinnati	W, 107-77	54	22	30	14	43
Western Carolina		20	13	3	6	33
at Cincinnati	W, 102-51	40	29	15	8	59
Coppin State		20	5	2	2	16
Cincinnati	W, 97-54	38	16	18	7	40
Buffalo		18	15	11	7	5
vs. Cincinnati	W, 73-67	26	11	18	6	11
Richmond		16	10	7	0	17
vs. Cincinnati	W, 75-48	18	26	13	6	38
Wyoming		16	4	7	0	10
vs. Cincinnati	W, 78-53	38	21	22	8	22
Alabama State		20	7	14	2	25
at Cincinnati	W, 83-51	40	30	14	13	40
at Xavier		34	10	19	9	26
Cincinnati	L, 76-89	34	16	5	17	20
Florida		24	27	8	11	6
vs. Cincinnati	L, 60-66	36	17	14	2	17
Mississippi State		24	16	6	12	0
at Cincinnati	W, 65-50	24	22	13	6	6
at UCLA		20	11	4	4	19
Cincinnati	W, 77-63	30	23	9	6	15
Arkansas-Pine Bluff		14	9	3	4	19
at Cincinnati	W, 77-49	36	34	14	16	47
Cleveland State		24	10	7	7	13
at Cincinnati	W, 81-62	48	28	14	17	23
Memphis						
at Cincinnati						
at Temple						
Cincinnati						
SMU						
at Cincinnati						
at USF						
Cincinnati						
at UCF						
Cincinnati						
ECU						
at Cincinnati						
Temple						
at Cincinnati						
at Memphis						
Cincinnati						
Houston						
at Cincinnati						
at UConn						
Cincinnati						
UCF						
at Cincinnati						
at SMU						
Cincinnati						
at Houston						
at Cincinnati						
Wichita State						
at Cincinnati						
UConn						
at Cincinnati						
Tulsa						
at Cincinnati						
at Tulane						
Cincinnati						
at Wichita State						
Cincinnati						
<b>TOTALS</b>		<b>IN PAINT</b>	<b>OFF TO</b>	<b>2ND CHANCE</b>	<b>FAST BREAK</b>	<b>BENCH</b>
<b>CINCINNATI</b>		<b>462</b>	<b>295</b>	<b>199</b>	<b>126</b>	<b>381</b>
<b>AVERAGE</b>		<b>35.5</b>	<b>22.7</b>	<b>15.3</b>	<b>9.7</b>	<b>29.3</b>
<b>OPPONENTS</b>		<b>274</b>	<b>154</b>	<b>93</b>	<b>82</b>	<b>214</b>
<b>AVERAGE</b>		<b>21.1</b>	<b>11.8</b>	<b>7.2</b>	<b>6.3</b>	<b>16.5</b>

## OVERTIME RECORDS

UC'S OVERALL RECORD	56-55
1 OT Games	47-44
2 OT Games	8-8
3 OT Games	0-1
4 OT Games	0-2
7 OT Games	1-0

### RECORDS IN OVERTIME GAMES

Home	27-17	.614
Schmidlapp Gym	3-4	.429
Schmidt Fieldhouse	0-1	.000
Music Hall	0-1	.000
Armory Fieldhouse	5-4	.556
Cincinnati Gardens	3-2	.600
U.S. Bank Arena	3-1	.750
Fifth Third Arena	14-4	.778
Away	17-30	.362
Neutral	11-8	.579

**Current Streak:** Won 2

**Longest Winning Streak:** 5 (Tay Baker - 1966-67)

**Longest Losing Streak:** 4 (Bob Ruess, 1943 - John Weithe, 1950)

- On Dec. 21, 1981 Cincinnati and Bradley played an NCAA-record 7-overtime game which UC won, 75-73.
- Cincinnati has been involved in two of the five NCAA tournament championship games to go into overtime. The Bearcats defeated Ohio State, 70-65, in 1961, but lost to Loyola (Ill.), 60-58, in 1963.
- In 1966-67, Cincinnati played six overtime games, winning five.

### UC COACHES IN OVERTIME GAMES

COACH (YEARS)	NO.	RECORD	PCT.
Bob Huggins (1989-2005)	25	14-11	.560
<b>Mick Cronin (2006-pres.)</b>	<b>25</b>	<b>13-12</b>	<b>.520</b>
Tay Baker (1965-72)	9	7-2	.778
Ed Jucker (1960-65)	9	4-5	.444
Ed Badger (1978-83)	8	3-5	.375
Tony Yates (1983-89)	7	2-5	.286
John Wiethe (1946-52)	5	1-4	.200
George Smith (1952-60)	4	3-1	.750
Gale Catlett (1972-78)	4	2-2	.500
Frank Rice (1928-32)	4	1-3	.250
Boyd Chambers (1918-28)	3	3-0	1.000
Clark Ballard (1939-42)	2	2-0	1.000
Andy Kennedy (2005-06)	2	1-1	.250
Tay Brown (1933-37)	2	0-2	.000
John Halliday (1932-33)	1	0-1	.000
Bob Ruess (1942-44)	1	0-1	.000
Walter Van Winkle (1937-39)	0	—	—
Ray Farnham (1944-46)	0	—	—

### OVERTIME GAMES IN MICK CRONIN ERA

1/20/07	W	UC 96, West Virginia 83	1	SC
2/28/07	W	UC 70, Seton Hall 67	1	SC
2/9/08	W	UC 72, Rutgers 68	1	SC
3/2/08	L	Providence 81, UC 79	1	A
12/20/08	W	UC 85, Eastern Kentucky 77	1	SC
2/7/09	W	UC 64, Georgetown 62	1	SC
3/7/09	L	Seton Hall 67, UC 63	1	SC
11/25/09	L	Gonzaga 61, UC 59	1	N
12/13/09	L	Xavier 83, UC 79	2	A
2/21/10	L	Marquette 79, UC 76	1	SC
2/19/11	W	UC 93, Providence 81	1	A
11/25/11	L	Marshall 73, UC 69	1	SC
1/21/12	L	West Virginia 77, UC 74	1	A
3/8/12	W	UC 72, Georgetown 70	2	N
1/19/13	W	UC 71, Marquette 69	1	SC
2/21/13	L	UConn 73, UC 66	1	A
3/9/13	W	UC 61, USF 53	1	SC
12/13/14	L	Nebraska 56, UC 55	2	A
12/17/14	W	UC 71, San Diego State 62	1	SC
3/19/15	W	UC 66, Purdue 65	1	N
1/16/16	L	Temple 67, UC 65	2	A
2/18/16	L	Tulsa 70, UC 68	1	A
3/11/16	L	UConn 104, UC 97	4	N
12/1/16	W	UC 55, Iowa State 54	1	A
12/22/16	W	UC 93, Marshall 91	1	SC

## THE LAST TIME...

### TEAM

#### 100 POINTS BY A TEAM

By UC	102 vs. Western Carolina, 11/13/17
By Opponent	104 by UConn (40T), 3/11/16

#### 90-99 POINTS BY A TEAM

By UC	97 vs. Coppin State, 11/16/17
By Opponent	91 by Marshall, 12/22/16

#### 30-PLUS POINT WIN

By UC	32 (83-51) vs. Alabama State, 11/27/17
By Opponent	38 (89-51) vs. Notre Dame, 3/10/11

#### 60 PERCENT SHOOTING BY A TEAM

By UC	.628 vs. Kansas State, 3/17/17
By Opponent	.674 vs. Pittsburgh, 2/14/09

#### 50 PERCENT SHOOTING BY A TEAM

By UC	.541 vs. Cleveland State, 12/21/17
By Opponent	.500 by Cleveland State, 12/21/17

#### CINCINNATI PLAYED A RANKED OPPONENT

UC Win	86-78 vs. No. 24 Xavier, 1/26/16
UC Loss	60-66 vs. No. 5 Florida, 12/9/17

#### SINGLE OVERTIME GAME

UC Win	93-91 (OT) vs. Marshall, 12/22/16
UC Loss	104-97 (4OT) vs. UConn, 3/11/16

#### DOUBLE OVERTIME GAME

UC Win	72-70 (2OT) vs. Georgetown, 3/8/12
UC Loss	104-97 (4OT) vs. UConn, 3/11/16

#### TRIPLE OVERTIME GAME

UC Win	75-73 (7OT*) vs. Bradley, 12/21/81
UC Loss	104-97 (4OT) vs. UConn, 3/11/16

\* - NCAA record.

### INDIVIDUAL

#### 40 POINTS BY A PLAYER

By UC	41, Steve Logan vs. Southern Mississippi, 2/15/02
By Opponent	40, Trevon Bluiett, Xavier, 1/26/17

#### 30 POINTS BY A PLAYER

By UC	37, Troy Caupain vs. UConn, 3/11/16
By Opponent	32, Daniel Hamilton, vs. UConn, 3/11/16

#### 20 REBOUNDS BY A PLAYER

By UC	20, Cedric McGowan vs. DePaul, 1/4/06
By Opponent	four times

#### 15 REBOUNDS BY A PLAYER

By UC	17, Kyle Washington, vs. Penn State, 11/20/16
By Opponent	15, Greg Monroe, vs. Georgetown, 3/6/10

#### TWO PLAYERS WITH 20 OR MORE POINTS IN SAME GAME

By UC	Gary Clark (25), Jacob Evans (20) vs. UConn, 3/11/17
By Opponent	Daniel Hamilton (32), Jalen Adams (22) vs. UConn, 3/11/16

#### THREE PLAYERS WITH 10 OR MORE REBOUNDS IN SAME GAME

By UC	Gary Clark (10), Kyle Washington (10) & Troy Caupain (10) at Iowa State, 12/1/16
-------	---

#### TWO PLAYERS WITH 10 OR MORE REBOUNDS IN SAME GAME

By UC	Troy Caupain (12), Gary Clark (11) vs. Marshall, 12/22/16
By Opponent	Ben Moore (11), Sterling Brown (11) vs. SMU, 1/12/17

#### 10 ASSISTS BY A PLAYER

By UC	10, Troy Caupain, vs. USF, 2/4/16
By Opponent	10, Chris Howard, at USF, 2/14/09

#### FIVE STEALS BY A PLAYER

By UC	5, Jarron Cumberland, vs. SMU, 3/12/17
By Opponent	5, Antonio Robinson, at East Carolina, 2/1/15

#### FIVE BLOCKED SHOTS BY A PLAYER

By UC	5, Gary Clark vs. Mississippi State, 12/12/17
By Opponent	5, Amida Brimah, vs. UConn, 3/11/16

#### DOUBLE-DOUBLE BY A UC PLAYER

UC Win	Gary Clark (11 pts., 10 rebs.) at UCLA, 12/16/17
UC Loss	Gary Clark (14 pts., 12 rebs.) at Butler, 12/10/16

#### DOUBLE-DOUBLES BY TWO UC PLAYERS

By UC	Kyle Washington (13 pts, 11 rebs) and Gary Clark (11 pts, 10 rebs) at Iowa State, 12/1/16
-------	---

#### DOUBLE-DOUBLES BY THREE UC PLAYERS

By UC	Troy Caupain (37 pts, 10 rebs), Octavius Ellis (13 pts, 10 rebs) & Gary Clark (12 pts, 12 rebs) vs. UConn, 3/11/16
-------	--

#### TRIPLE-DOUBLE BY A UC PLAYER

By UC	Eric Hicks (22 pts., 12 rebs., 10 blks.) vs. Marquette, 1/7/06
-------	---

#### UC PLAYER LED TEAM IN POINTS, REBOUNDS & ASSISTS

By UC	Sean Kilpatrick (26 pts., 12 rebs., 6 asst.) vs. SMU, 1/1/13
-------	---

#### A PLAYER WON A GAME IN THE FINAL SECONDS

By UC	Troy Caupain hits 17-foot jumper with 4.4 left at Tulsa as UC wins 57-55, 2/1/17
By Opponent	Roosevelt Jones layup with :00.1 left Butler defeats UC 78-76, 12/2/15

#### FOUR PLAYERS SCORED IN DOUBLE FIGURES

By UC	Kyle Washington (19), Jacob Evans III (16) Gary Clark (10), Jarron Cumberland (10) at UCLA, 12/16/17
-------	--

#### FIVE PLAYERS SCORED IN DOUBLE FIGURES

By UC	Jarron Cumberland (19), Justin Jenifer (16) Jacob Evans III (12), Kyle Washington (11), Cane Broome (11) vs. Coppin State, 11/16/17
-------	---

#### SIX PLAYERS SCORED IN DOUBLE FIGURES

By UC	Jacob Evans (19), Cane Broome (17), Justin Jenifer (15) Gary Clark (13), Jarron Cumberland (10), Keith Williams (10) vs. Savannah State, 11/10/17
-------	---

#### SEVEN PLAYERS SCORED IN DOUBLE FIGURES

By UC	Kevin Johnson (18), Jacob Evans (17), Justin Jenifer (13), Kyle Washington (12), Jarron Cumberland (11) Troy Caupain (10), Tre Scott (10) vs. Fairleigh Dickinson, 12/17/16
-------	--

#### EIGHT PLAYERS SCORED IN DOUBLE FIGURES

By UC	Farad Cobb (15), Shaq Thomas (14), Kevin Johnson (14), Coreontae DeBerry (12), Justin Jenifer (11), Quadri Moore (10), Jacob Evans (10), Octavius Ellis (10) vs. Robert Morris, 11/15/15
-------	---

## CRONIN ERA BESTS

#### MOST POINTS SCORED

119 (W, 119-68)	vs. Fairleigh Dickinson	12/17/16
107 (W, 107-77)	vs. Savannah State	11/10/17
106 (W, 106-44)	vs. Robert Morris	11/15/15
102 (W, 102-60)	vs. Miss. Valley St.	11/13/12
102 (W, 102-62)	vs. Chicago State	12/23/13
102 (W, 102-51)	vs. Western Carolina	11/13/17

#### MOST POINTS SCORED (HALF)

65 (W, 119-68)	vs. Fairleigh Dickinson	(1st) 12/17/16
60 (W, 99-50)	vs. Arkansas-Pine Bluff	(2nd) 11/22/15
60 (W, 60-40)	vs. Savannah State	(1st) 11/10/17
59 (W, 96-58)	vs. Texas Southern	(2nd) 12/13/16
59 (W, 97-84)	vs. No. 20 Memphis	(2nd) 3/6/14
59 (W, 102-60)	vs. Miss. Valley St.	(2nd) 11/13/12

#### HIGHEST FG PERCENTAGE

.647 (44-68)	vs. Fairleigh Dickinson	12/17/16
.647 (33-51)	vs. UCF	2/25/15
.632 (36-57)	vs. Campbell	11/20/13
.628 (27-43)	vs. St. John's	2/11/09
.628 (27-43)	vs. Kansas State	3/17/17
.610 (36-59)	vs. Western Carolina	11/13/15

#### HIGHEST 3-PT. PERCENTAGE

.643 (9-14)	vs. Temple	1/17/14
.636 (7-11)	vs. Stony Brook	12/2/14
.600 (6-10)	vs. St. John's	2/11/09
.583 (7-12)	at No. 23/23 SMU	2/5/15
.583 (7-12)	at Georgetown	1/27/07
.583 (14-24)	vs. Central Michigan	11/25/06

#### MOST REBOUNDS

69	vs. Chicago State	12/23/13
65	vs. Savannah State	11/10/17
56	at Temple (2OT)	1/16/16
56	vs. North Carolina A&T	11/18/12
54	vs. UConn (4OT)	3/11/16

#### MOST ASSISTS

32	vs. Robert Morris	11/15/15
29	vs. Fairleigh Dickinson	12/17/16
27	vs. USF	1/29/17
27	vs. Toledo	11/18/09

#### MOST BLOCKED SHOTS

12	vs. Wagner	12/23/14
12	vs. Marquette	1/19/13
12	at DePaul	1/15/13
12	vs. North Carolina A&T	11/18/12
11	vs. Mississippi State	12/12/17
11	at Xavier	12/2/17

#### MOST STEALS

23	vs. Ark.-Little Rock	12/6/12
19	vs. Ark.-Pine Bluff	11/22/15
18	vs. Robert Morris	11/15/15
16	vs. Ark.-Pine Bluff	12/21/11

#### MOST FORCED TURNOVERS

32	vs. Ark.-Little Rock	12/6/12
32	vs. North Carolina State	12/23/06
30	vs. Ark.-Pine Bluff	11/22/15
29	vs. Robert Morris	11/15/15
29	vs. Ark.-Pine Bluff	12/21/11

#### FEWEST POINTS ALLOWED

34	vs. Dayton	11/27/10
37	vs. Saint Francis (Pa.)	11/14/14
39	vs. Howard	11/10/06
	at West Virginia	1/30/08
	vs. North Carolina A&T	11/18/12

#### FEWEST POINTS ALLOWED (HALF)

13	vs. Marquette	1/19/13
14	vs. Richmond	(1st) 11/21/17
14	vs. Alabama State	(1st) 11/13/11

#### LOWEST FG PERCENTAGE ALLOWED

.152 (10-66)	vs. North Carolina A&T	11/18/12
.200 (12-60)	vs. Dayton	11/27/10
.200 (10-50)	at West Virginia	1/30/08

#### LOWEST 3-PT. FG PERCENTAGE ALLOWED

.000 (0-10)	at No. 24/22 Pittsburgh	12/31/12
.000 (0-4)	vs. Texas Southern	11/18/08
.045 (1-22)	at West Virginia	1/30/08
.063 (1-16)	vs. Providence	3/13/13
.091 (1-11)	vs. USF	2/2/14


#### BIGGEST WIN

62 (106-44)	vs. Robert Morris	11/15/15
54 (93-39)	vs. North Carolina A&T	11/18/12

#### BIGGEST COMEBACK

Down 17 (won 96-83 in OT)	vs. West Virginia	1/20/07
Down 16 (won 70-55)	vs. Samford	11/23/16
Down 15 (won 93-91 in OT)	vs. Marshall	12/22/16

# CINCINNATI RADIO-TV CHART



1

**JACOB EVANS III**  
G/F • 6-6 • 210 • JR-2L  
BATON ROUGE, LA.




2

**KEITH WILLIAMS**  
G • 6-5 • 210 • FR-HS  
BROOKLYN, N.Y.



3

**JUSTIN JENIFER**  
G • 5-10 • 175 • JR-2L  
BALTIMORE, MD.




5

**TREVOR MOORE**  
G • 6-5 • 200 • FR-HS  
HOUSTON, TEXAS




11

**GARY CLARK**  
F • 6-8 • 230 • SR-3L  
CLAYTON, N.C.




13

**TREVON SCOTT**  
F • 6-8 • 220 • R-SO-1L  
DARIEN, GA.



14

**JACKSON BART**  
F • 6-5 • 215 • R-SO-1L  
OKLAHOMA CITY, OKLA.



15

**CANE BROOME**  
G • 6-0 • 165 • JR-TR  
EAST HARTFORD, CONN.



20

**MAMOUDOU DIARRA**  
F • 6-9 • 215 • FR-HS  
BAMAKO, MALI




22

**ELIEL NSOSEME**  
F/C • 6-9 • 220 • FR-HS  
KINSASHA, CONGO




24

**KYLE WASHINGTON**  
F • 6-9 • 230 • SR-1L  
CHAMPLIN, MINN.



31

**SAM MARTIN**  
G • 5-10 • 160 • FR-HS  
CINCINNATI, OHIO



32

**JOHN KOZ**  
G • 6-1 • 190 • SO-1L  
CLEVELAND, OHIO



33

**NYSIER BROOKS**  
C • 6-11 • 250 • SO-1L  
PHILADELPHIA, PA.



34

**JARRON CUMBERLAND**  
G • 6-5 • 215 • SO-1L  
WILMINGTON, OHIO



**MICK CRONIN**  
HEAD COACH



**LARRY DAVIS**  
ASSOCIATE HEAD COACH



**DARREN SAVINO**  
ASSISTANT COACH



**ANTWON JACKSON**  
ASSISTANT COACH



# CINCINNATI PLAYER SEASON & CAREER HIGHS

## #1 - JACOB EVANS III

2017-18 SEASON		CAREER
24 vs. Mississippi State, 12/12/17	Pts	26 vs. Saint Joseph's, 3/18/16
15, 2x (last at Xavier, 12/2/17)	FG Atts	20 vs. Saint Joseph's, 3/18/16
9 at Xavier, 12/2/17	FG Made	10 vs. Saint Joseph's, 3/18/16
11 vs. Savannah State, 11/10/17	3PT-FG Atts	11 at SMU, 2/12/17
4, 3x (last at UCLA, 12/16/17)	3PT-FG Made	5, 2x (last at SMU, 2/12/17)
7 vs. Florida, 12/9/17	FT Atts	10 vs. UConn, 3/11/17
6, 2x (last vs. Mississippi State, 12/12/17)	FT Made	8 vs. UConn, 3/11/17
8 vs. Mississippi State, 12/12/17	Rebs	9 vs. Saint Joseph's, 3/18/16
6 vs. Western Carolina, 11/13/17	Assts	6, 3x (last vs. W. Carolina, 11/13/17)
3 vs. Arkansas-Pine Bluff, 12/19/17	Stls	4, 2x (last vs. UCF, 2/8/17)
4 vs. Alabama State, 11/27/17	Blks	4 vs. Alabama State, 11/27/17
39 at Xavier, 12/2/17	Mins	45 vs. Marshall, 12/22/16

## #2 - KEITH WILLIAMS

2017-18 SEASON		CAREER
10, 2x (last vs. Western Carolina, 11/13/17)	Pts	10, 2x (last vs. Western Carolina, 11/13/17)
12 vs. Savannah State, 11/10/17	FG Atts	12 vs. Savannah State, 11/10/17
5, 2x (last vs. Western Carolina, 11/13/17)	FG Made	5, 2x (last vs. Western Carolina, 11/13/17)
4 vs. Savannah State, 11/10/17	3PT-FG Atts	4 vs. Savannah State, 11/10/17
1, 2x (last vs. Cleveland State, 12/21/17)	3PT-FG Made	1, 2x (last vs. Cleveland State, 12/21/17)
3, 2x (last vs. Alabama State, 11/27/17)	FT Atts	3, 2x (last vs. Alabama State, 11/27/17)
2, vs. Alabama State, 11/27/17	FT Made	2, vs. Alabama State, 11/27/17
5 vs. Savannah State, 11/10/17	Rebs	5 vs. Savannah State, 11/10/17
2, 2x (last vs. Alabama State, 11/27/17)	Assts	2, 2x (last vs. Alabama State, 11/27/17)
1, 5x (last vs. UA-Pine Bluff, 12/19/17)	Stls	1, 5x (last vs. UA-Pine Bluff, 12/19/17)
1 vs. Mississippi State, 12/12/17	Blks	1 vs. Mississippi State, 12/12/17
20 vs. Alabama State, 11/27/17	Mins	19 vs. Western Carolina, 11/13/17

## #3 - JUSTIN JENIFER

2017-18 SEASON		CAREER
16 vs. Coppin State, 11/16/17	Pts	16 vs. Coppin State, 11/16/17
12 vs. Savannah State, 11/10/17	FG Atts	12 vs. Savannah State, 11/10/17
6 vs. Savannah State, 11/10/17	FG Made	6, 2x (last vs. Savannah State, 11/10/17)
5, 2x (last vs. Coppin State, 11/16/17)	3PT-FG Atts	5, 3x (last vs. Coppin State, 11/16/17)
4 vs. Coppin State, 11/16/17	3PT-FG Made	4, 2x (last vs. Coppin State, 11/16/17)
6 at UCLA, 12/16/17	FT Atts	6, 2x (last at UCLA, 12/16/17)
5 at UCLA, 12/16/17	FT Made	6 vs. Robert Morris, 11/15/15
3 vs. Wyoming, 11/22/17	Rebs	5, 2x (last vs. USF, 1/29/17)
7 vs. Cleveland State, 12/21/17	Assts	9, 3x (last vs. USF, 1/29/17)
2 vs. Cleveland State, 12/21/17	Stls	3, 2x (last vs. USF, 2/4/16)
0	Blks	0
25 vs. Wyoming, 11/22/17	Mins	28, 2x (last vs. USF, 1/29/17)

## #5 - TREVOR MOORE

2017-18 SEASON		CAREER
11 vs. Alabama State, 11/27/17	Pts	11 vs. Alabama State, 11/27/17
7 vs. Alabama State, 11/27/17	FG Atts	7 vs. Alabama State, 11/27/17
3, 3x (last vs. Alabama State, 11/27/17)	FG Made	3, 3x (last vs. Alabama State, 11/27/17)
6, 2x (last vs. Alabama State, 11/27/17)	3PT-FG Atts	6, 2x (last vs. Alabama State, 11/27/17)
2, 2x (last vs. Alabama State, 11/27/17)	3PT-FG Made	2, 2x (last vs. Alabama State, 11/27/17)
4, 2x (last vs. Alabama State, 11/27/17)	FT Atts	4, 2x (last vs. Alabama State, 11/27/17)
3, vs. Alabama State, 11/27/17	FT Made	3, vs. Alabama State, 11/27/17
8 vs. Richmond, 11/21/17	Rebs	8 vs. Richmond, 11/21/17
3 vs. Richmond, 11/21/17	Assts	3 vs. Richmond, 11/21/17
2, 3x (last vs. UA-Pine Bluff, 12/19/17)	Stls	2, 3x (last vs. UA-Pine Bluff, 12/19/17)
0	Blks	0
24 vs. Richmond, 11/21/17	Mins	24 vs. Richmond, 11/21/17

## #11 - GARY CLARK

2017-18 SEASON		CAREER
24 vs. Buffalo, 11/20/17	Pts	26 vs. Marshall, 12/22/16
15 at Xavier, 12/2/17	FG Atts	15, 2x (last 15 at Xavier, 12/2/17)
9 vs. Cleveland State, 12/21/17	FG Made	12 vs. Marshall, 12/22/16
5 at Xavier, 12/2/17	3PT-FG Atts	5 at Xavier, 12/2/17
2, 2x (last at Xavier, 12/2/17)	3PT-FG Made	2, 7x (last at Xavier, 12/2/17)
13 vs. Buffalo, 11/20/17	FT Atts	16 vs. UConn, 3/11/17
11 vs. Buffalo, 11/20/17	FT Made	15 vs. UConn, 3/11/17
14 vs. Buffalo, 11/20/17	Rebs	16 vs. East Carolina, 1/6/15
7 vs. Richmond, 11/21/17	Assts	8 vs. Temple, 1/18/17
3 at UCLA, 12/16/17	Stls	5 at SMU, 1/7/16
5 vs. Mississippi State, 12/12/17	Blks	5 vs. Mississippi State, 12/12/17
35, 3x (last at UCLA, 12/16/17)	Mins	48 vs. UConn, 3/11/16

## #13 - TREVON SCOTT

2017-18 SEASON		CAREER
6, 3x (last vs. UA-Pine Bluff, 12/19/17)	Pts	11 vs. Texas Southern, 12/13/16
3, 2x (last vs. UA-Pine Bluff, 12/19/17)	FG Atts	10 vs. Texas Southern, 12/13/16
2, 4x (last at Xavier, 12/2/17)	FG Made	5, 3x (last vs. Fairleigh Dickinson, 12/17/16)
0	3PT-FG Atts	1, 3x (last vs. USF, 1/29/17)
0	3PT-FG Made	1 vs. USF, 1/29/17
6 vs. UA-Pine Bluff, 12/19/17	FT Atts	6 vs. UA-Pine Bluff, 12/19/17
4 vs. UA-Pine Bluff, 12/19/17	FT Made	4 vs. UA-Pine Bluff, 12/19/17
7, 2x (last at Xavier, 12/2/17)	Rebs	10 vs. Tulane, 1/1/17
6 vs. Western Carolina, 11/13/17	Assts	6 vs. Western Carolina, 11/13/17
2, 2x (last vs. UA-Pine Bluff, 12/19/17)	Stls	5 vs. USF, 1/29/17
1, 3x (last vs. Cleveland State, 12/21/17)	Blks	5 vs. Lipscomb, 11/26/16
20 vs. Richmond, 11/21/17	Mins	29 vs. Lipscomb, 11/26/16

## #15 - CANE BROOME

2017-18 SEASON		CAREER
17, 2x (last vs. UA-Pine Bluff, 12/19/17)	Pts	39 at Fairleigh Dickinson, 2/20/16•
12 at Xavier, 12/2/17	FG Atts	25, 2x (last vs. LIU Brooklyn, 3/2/16)•
6, 5x (last vs. UA-Pine Bluff, 12/19/17)	FG Made	15 vs. LIU Brooklyn, 3/2/16•
9 vs. Savannah State, 11/12/17	3PT-FG Atts	13 at LIU Brooklyn, 1/27/16•
5 vs. Savannah State, 11/12/17	3PT-FG Made	6 at LIU Brooklyn, 1/27/16•
6 at Xavier, 12/2/17	FT Atts	22 at Fairleigh Dickinson, 2/20/16•
4 at UCLA, 12/16/17	FT Made	15 at Fairleigh Dickinson, 2/20/16•
4 vs. Savannah State, 11/12/17	Rebs	10, 2x (last at Bryant, 2/18/16)•
6 vs. Cleveland State, 12/21/17	Assts	6, 3x (vs. Cleveland State, 12/21/17)
3 vs. Western Carolina, 11/13/17	Stls	4, 4x (last vs. Wagner, 1/9/16)•
1 vs. Florida, 12/9/17	Blks	2 at Brown, 12/28/14•
28 vs. Florida, 12/9/17	Mins	44 at Bryant, 3/4/15•

## #20 - MAMOUDOU DIARRA

2017-18 SEASON		CAREER
9 vs. Western Carolina, 11/13/17	Pts	9 vs. Western Carolina, 11/13/17
6 vs. Western Carolina, 11/13/17	FG Atts	6 vs. Western Carolina, 11/13/17
3 vs. Western Carolina, 11/13/17	FG Made	3 vs. Western Carolina, 11/13/17
2 vs. Coppin State, 11/16/17	3PT-FG Atts	2 vs. Coppin State, 11/16/17
1 vs. Coppin State, 11/16/17	3PT-FG Made	1 vs. Coppin State, 11/16/17
4 vs. Western Carolina, 11/13/17	FT Atts	4 vs. Western Carolina, 11/13/17
3 vs. Western Carolina, 11/13/17	FT Made	3 vs. Western Carolina, 11/13/17
6 vs. Western Carolina, 11/13/17	Rebs	6 vs. Western Carolina, 11/13/17
1, 2x (last vs. UA-Pine Bluff, 12/19/17)	Assts	1, 2x (last vs. UA-Pine Bluff, 12/19/17)
0	Stls	0
2 vs. Alabama State, 11/27/17	Blks	2 vs. Alabama State, 11/27/17
12, 2x (last vs. UA-Pine Bluff, 12/19/17)	Mins	12, 2x (last vs. UA-Pine Bluff, 12/19/17)

## #22 - ELIEL NSOSEME

2017-18 SEASON		CAREER
3 vs. Savannah State, 11/10/17	Pts	3 vs. Savannah State, 11/10/17
3 vs. Savannah State, 11/10/17	FG Atts	3 vs. Savannah State, 11/10/17
1, 2x (last vs. Coppin State, 11/16/17)	FG Made	1, 2x (last vs. Coppin State, 11/16/17)
0	3PT-FG Atts	0
0	3PT-FG Made	0
5 vs. Savannah State, 11/10/17	FT Atts	5 vs. Savannah State, 11/10/17
1, 3x (last vs. Wyoming, 11/22/17)	FT Made	1, 3x (last vs. Wyoming, 11/22/17)
8 vs. Savannah State, 11/10/17	Rebs	8 vs. Savannah State, 11/10/17
2 vs. Coppin State, 11/16/17	Assts	2 vs. Coppin State, 11/16/17
1, 2x at UCLA, 12/16/17	Stls	1, 2x at UCLA, 12/16/17
4 at Xavier, 12/2/17	Blks	4 at Xavier, 12/2/17
13, 2x (last vs. Coppin State, 11/16/17)	Mins	13, 2x (last vs. Coppin State, 11/16/17)

## #24 - KYLE WASHINGTON


2017-18 SEASON		CAREER (• SET AT NC STATE)
19 at UCLA, 12/16/17	Pts	27 vs. UConn, 2/4/17
15 vs. Mississippi State, 12/12/17	FG Atts	18 vs. UConn, 2/4/17
8, 2x (last vs. Mississippi State, 12/12/17)	FG Made	11, 2x (last vs. UConn, 2/4/17)
2 at UCLA, 12/16/17	3PT-FG Atts	5, 2x (last vs. UCF, 2/8/17)
1, 4x (last at UCLA, 12/16/17)	3PT-FG Made	3 vs. UConn, 2/4/17
6, 2x (last at UCLA, 12/16/17)	FT Atts	14 vs. Xavier, 1/26/17
6 vs. Buffalo, 11/20/17	FT Made	7 vs. Miami, 3/13/14•
11 vs. Wyoming, 11/22/17	Rebs	17 vs. Penn State, 11/20/16
1, 5x (last at UCLA, 12/16/17)	Assts	5, 2x (last at SMU, 2/12/17)
4 at UCLA, 12/16/17	Stls	4, 2x (last at UCLA, 12/16/17)
2, 4x (last at UCLA, 12/16/17)	Blks	4, 6x (last vs. Xavier, 1/26/17)
31 vs. Mississippi State, 12/12/17	Mins	38 at SMU, 2/12/17

## #33 - NYSIER BROOKS

2017-18 SEASON		CAREER
9 vs. Alabama State, 11/27/17	Pts	10 vs. Samford, 11/23/16
5, 2x (last vs. Cleveland State, 12/21/17)	FG Atts	5, 4x (last vs. Cleveland State, 12/21/17)
4 vs. Cleveland State, 12/21/17	FG Made	4, 2x (last vs. Cleveland State, 12/21/17)
0	3PT-FG Atts	0
0	3PT-FG Made	0
6 vs. Alabama State, 11/27/17	FT Atts	6 vs. Alabama State, 11/27/17
3, 2x (last vs. UA-Pine Bluff, 12/19/17)	FT Made	3, 2x (last vs. UA-Pine Bluff, 12/19/17)
8 vs. Western Carolina, 11/13/17	Rebs	8 vs. Western Carolina, 11/13/17
2 vs. Western Carolina, 11/13/17	Assts	2 vs. Western Carolina, 11/13/17
2 vs. Wyoming, 11/22/17	Stls	2 vs. Wyoming, 11/22/17
2 at Xavier, 12/2/17	Blks	5 at East Carolina, 1/15/17
16, 2x (last vs. UA-Pine Bluff, 12/19/17)	Mins	16, 2x (last vs. UA-Pine Bluff, 12/19/17)

## #34 - JARRON CUMBERLAND

2017-18 SEASON		CAREER
20 vs. Western Carolina, 11/13/17	Pts	26 vs. USF, 1/29/17
14, 2x (last vs. Cleveland State, 12/21/17)	FG Atts	14, 2x (last vs. Cleveland State, 12/21/17)
7 vs. Coppin State, 11/16/17	FG Made	8 vs. USF, 1/29/17
10 vs. Coppin State, 11/16/17	3PT-FG Atts	10 vs. Coppin State, 11/16/17
4, 2x (last vs. Coppin State, 11/16/17)	3PT-FG Made	6 vs. USF, 1/29/17
6 vs. Mississippi State, 12/12/17	FT Atts	10 vs. Lipscomb, 11/26/16
4, 3x (last vs. Cleveland State, 12/21/17)	FT Made	8 vs. Lipscomb, 11/26/16
9 vs. Coppin State, 11/16/17	Rebs	9 vs. Coppin State, 11/16/17
5, 2x (last at UCLA, 12/16/17)	Assts	5, 4x (last at UCLA, 12/16/17)
3 vs. Cleveland State, 12/21/17)	Stls	5 vs. SMU, 3/12/17
2 vs. Florida, 12/9/17	Blks	2 vs. Florida, 12/9/17
33 vs. Buffalo, 11/20/17	Mins	33 vs. Buffalo, 11/20/17



# #1 JACOB EVANS III

GUARD/FORWARD • 6-6 • 210 • JUNIOR • 2L • BATON ROUGE, LA. (ST. MICHAEL THE ARCHANGEL)

## CONFERENCE AWARDS

- » Player of the Week (12/18/17)
- » All-Tournament (2017)
- » Weekly Honor Roll (11/14/16)
- » Rookie of the Week (2X: 2/29/16 & 12/28/15)

## OTHER HONORS

- » Cayman Islands Classic All-Tourney Team (2017)
- » John Wooden Award Watch List (2017-18)
- » Julius Ervin Small Forward of the Year Watch List (2017-18)
- » Jerry West Shooting Guard of the Year Award Finalist (2016-17)

## MOMENTS

- » Scored 25 points and hit a three-pointer with 11 seconds left in regulation in UC's 93-91 overtime win against Marshall (12/22/16)
- » Hit back-to-back free throws with 20 seconds left to give UC a 55-54 overtime win at No. 19 Iowa State (12/1/16)
- » Poured in 25 points on 8-of-12 shooting against No. 21 Rhode Island (11/19/16)
- » Scored the most points by a UC freshman in an NCAA Tournament game, posting a career-high 26 points with five threes and nine rebounds against Saint Joseph's in the first round of the NCAA Tournament (3/18/16)

**2017-18 Season (Junior):** Tallied 16 points, matching a season-high with four three-pointers to go with five rebounds at UCLA (12/16) ... poured in a season-high 24 points on 7-of-13 shooting with four threes against Mississippi State (12/12) ... tallied 23 points on 9-of-15 shooting with a trio of threes at Xavier (12/2) ... scored a game-high 19 points on 7-of-15 shooting with four three-pointers in the season opener with Savannah State (11/10).

**2016-17 Season (Sophomore):** Started all 36 games, averaging 13.5 points, 4.2 rebounds, 2.7 assists and 1.3 steals in 31.6 minutes ... chosen as a finalist for the Jerry West Shooting Guard of the Year award ... named NABC District 25 Second Team ... selected to the American Championship All-Tournament team, averaging a team-best 17.0 points in three games while shooting 57.1 percent (16 of 28) from the field and 80.0 percent (8 of 10 from three-point range) ... ranked among the league leaders in three-point field goal percentage (fifth at .418), steals (ninth at 1.3), field goal percentage (11th at .473), points (12th at 13.5), three-pointers made (12th at 1.9), free throw percentage (14th at .732) and minutes played (26th at 31.6) ... scored in double figures in 31 of 36 games, the most by a UC player in a season since Sean Kilpatrick (33 out of 34 games in 2013-14) ... netted 20 or more points six times, including a season-high 25 points against Rhode Island (11/19) and Marshall (12/22) ... led the team with 69 three-pointers, including a season-high five triples at SMU (2/12) ... averaged 17.8 points, shooting 59.0 percent (36 of 61) from the floor and 46.4 percent (13 of 28) from three-point range during November.

**2015-16 Season (Freshman):** Played in all 33 games with eight starts, averaging 8.4 points 4.1 rebounds and 1.6 assists in 24.4 minutes... shot 80.4 percent (45 of 56) from the free throw line ... finished third on the team with 45 three-pointers ... finished second on the team during the postseason, averaging 15.0 points while shooting 42.3 percent (11 of 26) from the field in two games ... ranked second on the team in points (11.5 per game) over the final two months of the season, reaching double figures in scoring in five of the last eight games while tallying 24 three-pointers ... scored a career-high 26 points on 10-of-20 shooting with five threes and a game-high nine rebounds against Saint Joseph's (3/18) in the first round of the NCAA Tournament - effort marked the most points scored by a freshman in an NCAA Tournament game in school history ... made 25 consecutive free throws during the season, longest streak by any active Bearcat.

**Prior to Cincinnati:** Named to the 2014-15 Louisiana Sports Writers Association's Class 4A All-State First Team ... tabbed the 2014-15 All-Baton Rouge Area Large Schools' Player of the Year by the New Orleans Times-Picayune ... selected a Gatorade Player of the Year nominee, McDonald's All-American nominee and Louisiana Mr. Basketball nominee ... named a two-time most valuable player at the Grady Hornsby Classic ... tabbed most valuable player for Class 4A-District 6 as a senior ... chosen first team all-district as a sophomore, junior and senior ... tallied more than 2,000 points and 1,000 rebound during high school career ... helped lead St. Michael's the Archangel to a 29-4 overall record and its first appearance in the Louisiana Class 4A state championship semifinals as a senior, averaging 24.9 points, 9.0 rebounds and 4.8 assists ... helped the Warriors to a 27-7 record while averaging 17.5 points, 7.2 rebounds, 4.1 assists and 3.5 steals as a junior ... tabbed a consensus four-star prospect, he performed well in 2014 summer AAU events - the Pangos All-American Camp and the Fab 48 Tournament in Las Vegas - to earn the distinction of being one of the nation's fastest rising prospects ... listed as a Top 100 prospect according to ESPN, Rivals.com and Scout.com and ranked second in the Times-Picayune Terrific 20 Class of 2015 ... coached in high school by Drew Hart.

**Personal:** Born June 18, 1997 in Jacksonville, North Carolina ... son of Theresa Chatman-Evans and Jerry Evans ... mother played point guard at Grambling ... has two brothers, Demarquis and Devin Chatman ... right-handed.



## JOHN WOODEN AWARD WATCH LIST

## SMALL FORWARD OF THE YEAR WATCH LIST

## SEASON & CAREER STATISTICS

### 2017-18 SEASON


	Pts	CAREER
24 vs. Mississippi State, 12/12/17	FG Atts	26 vs. Saint Joseph's, 3/18/16
15, 2x (last at Xavier, 12/2/17)	FG Made	20 vs. Saint Joseph's, 3/18/16
9 at Xavier, 12/2/17		10 vs. Saint Joseph's, 3/18/16
11 vs. Savannah State, 11/10/17	3PT-FG Atts	11 at SMU, 2/12/17
4, 3x (last at UCLA, 12/16/17)	3PT-FG Made	5, 2x (last at SMU, 2/12/17)
7 vs. Florida, 12/9/17	FT Atts	10 vs. UConn, 3/11/17
6, 2x (last vs. Mississippi State, 12/12/17)	FT Made	8 vs. UConn, 3/11/17
8 vs. Mississippi State, 12/12/17	Rebs	9 vs. Saint Joseph's, 3/18/16
6 vs. Western Carolina, 11/13/17	Assts	6, 3x (last vs. W. Carolina, 11/13/17)
3 vs. Arkansas-Pine Bluff, 12/19/17	Stls	4, 2x (last vs. UCF, 2/8/17)
4 vs. Alabama State, 11/27/17	Blks	4 vs. Alabama State, 11/27/17
39 at Xavier, 12/2/17	Mins	45 vs. Marshall, 12/22/16

## MISCELLANEOUS STATISTICS

CATEGORY	2015-16	2016-17	2017-18	CAREER
Double-Figure Scoring Games	12	31	10	53
Double-Figure Rebounding Games	0	0	0	0
Double-Double Games	0	0	0	0
20-Point Scoring Games	1	6	2	9
Games Led UC in Scoring	5	8	3	16
Games Led UC in Rebounding	2	0	1	3
Games Led UC in Assists	2	4	4	10
Games With 3+ Assists	7	19	8	34
Games With 3+ Blocks	2	1	2	5
Games With 3+ Steals	1	3	1	5
Games With 3+ Three-Pointers	6	10	3	19

## CAREER STATISTICS

Season	gp-gs		Total		3-Point		F-Throws		Rebounds				Scoring			
			fg-fga	pct	fg-fga	pct	ft-fa	pct	off	def	tot	avg	pts	avg		
2015-16	33-8	806/24.4	94-253	.372	45-135	.333	45-56	.804	36	99	135	4.1	278	8.4		
2016-17	36-36	1138/31.6	168-355	.473	69-165	.418	82-112	.732	53	97	150	4.2	487	13.5		
2017-18	13-13	380/29.2	61-125	.488	25-60	.417	30-39	.769	14	42	56	4.3	177	13.6		
TOTAL	82-57	2324/28.3	323-733	.441	139-360	.386	157-207	.758	103	238	341	4.2	942	11.5		



# #1 JACOB EVANS III

GUARD/FORWARD • 6-6 • 210 • JUNIOR • 2L • BATON ROUGE, LA. (ST. MICHAEL THE ARCHANGEL)

## GAME-BY-GAME STATISTICS

### 2017-18 (JUNIOR SEASON)

Opponent	Date	gs	min	Total		3-Pointers		Free throws		Rebounds				pf	a	t/o	blk	stl	pts	avg	
				fg-fga	pct	3fg-fga	pct	ft-fa	pct	off	def	tot	avg								
SAVANNAH STATE	11/10/17	*	29	7-15	.467	4-11	.364	1-3	.333	3	4	7	7.0	2	5	2	2	19	19.0		
WESTERN CAROLINA	11/13/17	*	23	2-3	.667	1-1	1.000	4-6	.667	2	4	6	6.5	2	6	2	0	9	14.0		
COPPIN STATE	11/16/17	*	17	2-4	.500	1-2	.500	6-6	1.000	1	1	2	5.0	1	4	0	1	0	11	13.0	
vs Buffalo	11/20/17	*	29	3-7	.429	1-3	.333	2-4	.500	0	4	4	4.8	4	3	1	1	9	12.0		
vs Richmond	11/21/17	*	22	5-8	.625	2-5	.400	0-0	.000	0	1	1	4.0	2	4	1	2	0	12	12.0	
vs Wyoming	11/22/17	*	34	4-11	.364	2-3	.667	0-0	.000	0	2	2	3.7	4	5	3	0	1	10	11.7	
ALABAMA STATE	11/22/17	*	19	5-8	.625	2-4	.500	0-0	.000	0	2	2	3.4	1	3	2	4	2	12	11.7	
at Xavier	12/02/17	*	40	9-15	.600	3-9	.333	2-2	1.000	0	2	2	3.3	2	2	1	1	2	23	13.1	
vs Florida	12/09/17	*	37	4-13	.308	0-4	.000	5-7	.714	1	5	6	3.6	4	0	5	1	2	13	13.1	
MISSISSIPPI ST.	12/12/17	*	35	7-13	.538	4-7	.571	6-6	1.000	2	6	8	4.0	2	2	2	3	0	24	14.2	
at UCLA	12/16/17	*	38	5-11	.455	4-6	.667	2-2	1.000	2	3	5	4.1	3	2	3	0	1	16	14.4	
UA-PINE BLUFF	12/19/17	*	24	5-9	.556	0-1	.000	2-3	.667	1	6	7	4.3	0	1	0	1	3	12	14.2	
CLEVELAND STATE	12/21/17	*	33	3-8	.375	1-4	.250	0-0	.000	2	2	4	4.3	3	4	4	1	1	7	13.6	
Totals			13	380	61-125	.488	25-60	.417	30-39	.769	14	42	56	4.3	30	41	29	18	15	177	13.6

### 2015-16 (FRESHMAN SEASON)

Opponent	Date	gs	min	Total		3-Pointers		Free throws		Rebounds				pf	a	t/o	blk	stl	pts	avg
				fg-fga	pct	3fg-fga	pct	ft-fa	pct	off	def	tot	avg							
WESTERN CAROLINA	11/13/15		22	2-7	.286	1-3	.333	2-2	1.000	1	4	5	5.0	1	3	0	1	1	7	7.0
ROBERT MORRIS	11/15/15		22	3-8	.375	2-4	.500	2-2	1.000	3	4	7	6.0	1	2	0	0	3	10	8.5
at Bowling Green	11/18/15		21	3-7	.429	2-3	.667	2-2	1.000	2	1	3	5.0	0	1	0	2	2	10	9.0
ARKANSAS-PINE BLUFF	11/22/15		23	1-7	.143	0-4	.000	4-6	.667	0	4	4	4.8	0	0	0	0	1	6	8.3
SE LOUISIANA	11/24/15		21	4-8	.500	3-6	.500	4-4	1.000	1	5	6	5.0	1	1	2	0	0	15	9.6
vs Nebraska	11/27/15		19	1-3	.333	0-2	.000	2-2	1.000	0	7	7	5.3	1	4	1	0	0	4	8.7
vs George Washington	11/28/15		15	1-5	.200	1-2	.500	0-0	.000	1	1	2	4.9	1	1	3	1	0	3	7.9
BUTLER	12/2/15		29	6-13	.462	4-10	.400	0-0	.000	0	4	4	4.8	2	4	0	0	0	16	8.9
MORGAN STATE	12/6/15		2	0-0	.000	0-0	.000	0-0	.000	0	0	0	4.2	0	0	0	0	0	0	7.9
at Xavier	12/12/15		18	2-5	.400	0-2	.000	0-0	.000	1	1	2	4.0	1	1	1	2	0	4	7.5
NORFOLK STATE	12/15/15		16	2-6	.333	1-2	.500	6-6	1.000	2	0	2	3.8	1	1	0	0	1	11	7.8
at VCU	12/19/15		29	2-7	.286	1-4	.250	4-4	1.000	3	5	8	4.2	2	0	2	3	1	9	7.9
IOWA STATE	12/22/15		26	4-8	.500	2-5	.400	4-4	1.000	2	3	5	4.3	0	2	0	2	1	14	8.4
TEMPLE	12/29/15	*	24	2-4	.500	1-2	.500	2-2	1.000	3	2	5	4.3	0	2	1	0	0	7	8.3
TULSA	12/16		16	1-3	.333	0-2	.000	0-0	.000	0	3	3	4.2	0	1	1	1	1	2	7.9
at SMU	01/07/16		29	2-6	.333	0-2	.000	0-0	.000	1	4	5	4.3	3	3	0	1	0	4	7.6
at USF	1/10/16		12	1-6	.167	0-2	.000	0-0	.000	1	2	3	4.2	0	1	1	0	1	2	7.3
HOUSTON	1/13/16		13	2-6	.333	1-4	.250	0-0	.000	0	0	0	3.9	5	2	0	1	0	5	7.2
at Temple	01/16/16		38	4-10	.400	0-3	.000	0-0	.000	1	7	8	4.2	2	4	2	0	1	8	7.2
MEMPHIS	01/21/16		20	1-4	.250	0-2	.000	0-0	.000	0	2	2	4.1	1	1	0	0	1	2	7.0
TULANE	01/24/16		24	2-5	.400	1-3	.333	0-0	.000	3	4	7	4.2	2	3	0	1	2	5	6.9
at UCONN	1/28/16		23	3-7	.429	1-2	.500	0-0	.000	1	4	5	4.2	2	2	0	3	1	7	6.9
USF	02/04/16		24	3-8	.375	2-6	.333	3-4	.750	0	2	2	4.1	2	2	0	1	1	11	7.0
at Memphis	2/6/16		29	1-9	.111	0-3	.000	5-6	.833	2	1	3	4.1	2	1	0	1	1	7	7.0
at UCF	2/9/16	*	13	2-4	.500	2-2	1.000	0-0	.000	1	2	3	4.0	3	0	1	0	0	6	7.0
EAST CAROLINA	2/13/16	*	25	4-10	.400	2-6	.333	0-0	.000	1	2	3	4.0	4	1	1	0	2	10	7.1
at Tulsa	02/18/16		35	3-10	.300	2-7	.286	1-2	.500	0	6	6	4.1	3	4	2	1	1	9	7.2
UConn	2/20/16		29	5-9	.556	3-6	.500	0-1	.000	0	4	4	4.1	1	0	0	1	1	13	7.4
at East Carolina	2/27/16	*	40	7-12	.583	4-9	.444	0-0	.000	2	5	7	4.2	0	2	0	0	0	18	7.8
at Houston	3/3/16	*	40	5-16	.313	4-9	.444	0-0	.000	1	1	2	4.1	4	1	3	1	1	14	8.0
SMU	03/06/16	*	38	4-14	.286	0-7	.000	1-4	.250	0	0	0	4.0	0	0	1	1	2	9	8.0
vs UCONN	3/11/16	*	34	1-6	.167	0-2	.000	2-3	.667	1	2	3	3.9	5	2	2	2	1	4	7.9
vs Saint Joseph's	3/18/16	*	37	10-20	.500	5-9	.556	1-2	.500	2	7	9	4.1	4	1	1	0	0	26	8.4
Totals			8	806	94-253	.372	45-135	.333	45-56	.804	36	99	135	4.1	61	54	25	27	278	8.4

### 2016-17 (SOPHOMORE SEASON)

Opponent	Date	gs	min	Total		3-Pointers		Free throws		Rebounds				pf	a	t/o	blk	stl	pts	avg	
				fg/fga	pct	3fg/3fga	pct	ft/fta	pct	off	def	tot	avg								
BROWN	11/11/16	*	32	9-12	.750	4-6	.667	1-2	.500	1	2	3	3.0	2	3	1	1	1	23	23.0	
ALBANY	11/14/16	*	30	5-11	.455	2-7	.286	7-8	.875	1	2	3	3.0	4	3	1	1	3	19	21.0	
vs Rhode Island	11/19/16	*	37	8-12	.667	2-5	.400	7-9	.778	4	2	6	4.0	3	0	4	0	0	25	22.3	
vs Penn State	11/20/16	*	29	5-7	.714	2-4	.500	2-2	1.000	2	3	5	4.3	2	0	3	0	2	14	20.3	
SAMFORD	11/23/16	*	33	4-11	.364	1-3	.333	3-3	1.000	2	5	7	4.8	3	3	2	1	2	12	18.6	
LIPSCOMB	11/26/16	*	28	5-8	.625	2-3	.667	2-3	.667	1	3	4	4.7	2	4	0	0	2	14	17.8	
at Iowa State	12-01-16	*	42	4-12	.333	1-5	.200	2-2	1.000	1	2	3	4.4	1	2	3	0	1	11	16.9	
BOWLING GREEN	12/04/16	*	22	3-5	.600	1-3	.333	0-0	.000	1	2	3	4.3	0	3	0	1	0	7	15.6	
at Butler	12/10/16	*	38	5-12	.417	2-5	.400	2-2	1.000	2	3	5	4.3	4	1	2	1	0	14	15.4	
TEXAS SOUTHERN	12/13/16	*	23	4-7	.571	1-4	.250	1-2	.500	0	3	3	4.2	1	1	0	0	1	10	14.9	
FAIRLEIGH DICKINSON	12/17/16	*	22	5-9	.556	2-5	.400	5-8	.625	2	3	5	4.3	2	4	0	0	0	17	15.1	
MARSHALL	12/22/16	*	45	9-15	.600	4-5	.800	3-5	.600	1	3	4	4.3	2	5	2	1	4	25	15.9	
at Temple	12/28/16	*	26	4-11	.364	0-2	.000	3-4	.750	2	3	5	4.3	4	1	1	1	2	11	15.5	
TULANE	01/01/17	*	17	5-8	.625	3-5	.600	0-0	.000	0	0	0	4.0	0	2	2	0	2	13	15.4	
at Houston	1/7/17	*	35	4-12	.333	3-7	.429	1-3	.333	1	4	5	4.1	0	3	1	1	1	12	15.1	
SMU	01/12/17	*	38	1-10	.100	0-3	.000	0-1	.000	1	4	5	4.1	2	6	1	2	0	2	14.3	
at East Carolina	01/15/17	*	27	2-7	.286	0-2	.000	6-7	.857	2	2	4	4.1	4	3	0	1	1	10	14.1	
TEMPLE	01/18/17	*	37	5-10	.500	1-3	.333	4-6	.667	2	2	4	4.1	2	3	2	1	1	15	14.1	
at Tulane	01/21/17	*	16	6-7	.857	2-3	.667	1-2	.500	1	3	4	4.1	4	0	1	0	1	15	14.2	
XAVIER	01/26/17	*	37	7-16	.438	3-9	.333	4-5	.800	4	3	7	4.3	1	3	1	2	0	21	14.5	
USF	01/29/17	*	25	3-7	.429	2-6	.333	2-3	.667	0	4	4	4.2	1	2	0	1	2	10	14.5	
at Tulsa	02/01/17	*	37	4-14	.286	2-9	.222	0-0	.000	1	2	3	4.2	4	3	3	0	1	10	14.1	
UCONN	02/04/17	*	30	0-3	.000	0-1	.000	0-0	.000	1	4	5	4.2	1	4	1	1	0	0	13.5	
UCF	02/08/17	*	35	4-10	.400	1-4	.250	2-2	1.000	2	2	4	4.2	3	6	2	2	4	11	13.4	
at SMU	02/12/17	*	38	5-12	.417	5-11	.455	0-0	.000	1	1	2	4.1	2	5	0	0	1	15	13.4	
at USF	02/15/17	*	28	4-9	.444	2-4	.500	0-0	.000	0	1	1	4.0	3	3	3	0	1	10	13.3	
TULSA	02/18/17	*	35	6-14	.429	3-7	.429	2-5	.400	1	3	4	4.0	1	3	2	1	2	17	13.4	
MEMPHIS	02/23/17	*	33	6-13	.462	1-3	.333	2-2	1.000	3	1	4	4.0	1	2	1	3	2	15	13.5	
at UCF	2/26/17	*	40	5-10	.500	3-7	.429	4-5	.800	0	3	3	4.0	3	2	0	2	1	17	13.6	
HOUSTON	03/02/17	*	21	3-5	.600	1-2	.500	0-0	.000	3	2	5	4.0	1	3	0	2	1	7	13.4	
at UConn	3/5/17	*	34	4-13	.308	2-5	.400	2-2	1.000	4	2	6	4.1	3	1	0	0	0	12	13.4	
vs Tulsa	3/10/17	*	26	8-10	.800	3-3	1.000	1-2	.500	1	3	4	4.1	3	2	0	1	1	20	13.6	
at UConn	3/11/17	*	29	5-7	.714	3-3	1.000	8-10	.800	0	4	4	4.1	3	1	0	0	2	21	13.8	
vs SMU	3/12/17	*	38	3-11	.273	2-4	.500	2-4	.500	4	3	7	4.1	2	3	1	0	1	10	13.7	
vs Kansas State	03/17/17	*	37	4-8	.500	1-3	.333	0-0	.000	1	3	4	4.1	0	5	3	3	3	9	13.5	
vs UCLA	03/19/17	*	38	4-7	.571	2-4	.500	3-3	1.000	0	5	5	4.2	2	1	1	0	0	13	13.5	
Totals			36	1138	168-355	473	69-165	.418	82-112	.732	53	97	150	4.2	76	96	44	30	46	487	13.5





# #2 KEITH WILLIAMS

GUARD • 6-5 • 210 • FRESHMAN • HS • BROOKLYN, N.Y. (BISHOP LOUGHLIN MEMORIAL)

**2017-18 Season (Freshman):** Scored nine points on 4-of-7 shooting in 14 minutes against Arkansas-Pine Bluff (12/19) ... only the second Bearcat freshman during the Mick Cronin coaching era (along with Sean Kilpatrick) to score in double figures in each of his first two collegiate games, netting 10 points on 5-of-12 shooting with five rebounds in the season opener with Savannah State (11/10) and 10 points on 5-of-7 shooting against Western Carolina (11/13).

**Prior to Cincinnati:** Named the 2017 All-New York City Player of the Year and Catholic High School Athletic Association (CHSAA) Class AA Most Valuable Player, helping Bishop Loughlin to the Brooklyn/Queens championship game and intersectional semifinals ... averaged 22.2 points and 10.6 rebounds as a senior and 15 points and 4.3 rebounds as a junior ... netted 37 points in a CHSAA Brooklyn/Queens diocesan semifinal double overtime win against Christ the King ... tallied 25 points on 12-of-17 shooting from the field in the 2017 Jordan Brand Classic Regional Boys Game at the Barclays Center ... averaged 15.0 points and 4.3 rebounds while shooting 47.8 percent (96 of 201) from the field and 40.6 percent (28 of 69) from three-point range in 17 games for New Heights, an AAU squad on the 2016 Under Armour Association's 17U summer circuit ... tabbed a four star prospect by Rivals.com and 247Sports.

**Personal:** Born July 25, 1998 in Brooklyn, New York ... son of Yvette and Keith Williams Sr. ... has two brothers, Cleyon Carryl and Courtney Tyrell, and a sister, Tuanieha ... right-handed.

## SEASON & CAREER STATISTICS

### 2017-18 SEASON

	Pts	10, 2x (last vs. Western Carolina, 11/13/17)
12 vs. Savannah State, 11/10/17	FG Atts	12 vs. Savannah State, 11/10/17
5, 2x (last vs. Western Carolina, 11/13/17)	FG Made	5, 2x (last vs. Western Carolina, 11/13/17)
4 vs. Savannah State, 11/10/17	3PT-FG Atts	4 vs. Savannah State, 11/10/17
1, 2x (last vs. Cleveland State, 12/21/17)	3PT-FG Made	1, 2x (last vs. Cleveland State, 12/21/17)
3, 2x (last vs. Alabama State, 11/27/17)	FT Atts	3, 2x (last vs. Alabama State, 11/27/17)
2, vs. Alabama State, 11/27/17	FT Made	2, vs. Alabama State, 11/27/17
5 vs. Savannah State, 11/10/17	Rebs	5 vs. Savannah State, 11/10/17
2, 2x (last vs. Alabama State, 11/27/17)	Assts	2, 2x (last vs. Alabama State, 11/27/17)
1, 5x (last vs. UA-Pine Bluff, 12/19/17)	Stls	1, 5x (last vs. UA-Pine Bluff, 12/19/17)
1 vs. Mississippi State, 12/12/17	Blks	1 vs. Mississippi State, 12/12/17
20 vs. Alabama State, 11/27/17	Mins	19 vs. Western Carolina, 11/13/17

## MISCELLANEOUS STATISTICS

CATEGORY	2017-18	CAREER
Double-Figure Scoring Games	2	2
Double-Figure Rebounding Games	0	0
Double-Double Games	0	0
20-Point Scoring Games	0	0
Games Led UC in Scoring	0	0
Games Led UC in Rebounding	0	0
Games Led UC in Assists	0	0
Games With 3+ Assists	0	0
Games With 3+ Blocks	0	0
Games With 3+ Steals	0	0
Games With 3+ Three-Pointers	0	0

## GAME-BY-GAME STATISTICS

### 2017-18 (FRESHMAN SEASON)

Opponent	Date	gs	min	Total		3-Pointers		Free throws		Rebounds		pf	a	to	blk	stl	pts	avg		
				fg	pta	pct	fg	pta	pct	ft	fta								ft	fta
SAVANNAH STATE	11/10/17	15	5-12	417	0-4	.000	0-0	.000	3	2	5	0	1	0	0	10	10.0			
WESTERN CAROLINA	11/13/17	19	5-7	714	0-2	.000	0-2	.000	0	1	3	0	1	0	0	1	10	10.0		
COPPIN STATE	11/16/17	18	2-6	333	0-2	.000	0-3	.000	0	2	2	2	2	2	0	1	4	8.0		
vs Buffalo	11/20/17	13	2-5	400	0-0	.000	0-1	.000	0	1	1	2	3	2	0	1	4	7.0		
vs Richmond	11/21/17	15	0-2	000	0-0	.000	1-2	.500	0	1	1	2	0	1	3	0	1	5.8		
vs Wyoming	11/22/17	11	1-3	333	1-2	.500	1-2	.500	0	0	0	1	7	0	0	0	1	4	5.5	
ALABAMA STATE	11/27/17	20	3-5	600	0-1	.000	2-3	.667	2	0	2	1	7	0	2	0	0	8	5.9	
at Xavier	12/02/17	2	0-0	000	0-0	.000	0-0	.000	0	1	1	1	6	1	0	0	0	0	5.1	
vs Florida	12/09/17	2	0-0	000	0-0	.000	0-0	.000	0	1	1	1	6	0	1	0	0	0	4.6	
MISSISSIPPI ST.	12/12/17	13	2-4	500	0-2	.000	0-0	.000	0	1	1	1	5	1	0	2	1	1	4	4.5
at UCLA	12/16/17	11	2-6	333	0-1	.000	0-0	.000	2	1	3	1	6	1	1	1	0	0	4	4.5
UA-PINE BLUFF	12/19/17	14	4-7	571	0-1	.000	1-1	1.000	0	2	2	1	7	1	1	1	0	1	9	4.8
CLEVELAND STATE	12/21/17	9	2-4	500	1-1	1.000	0-0	.000	1	1	2	1	7	1	0	0	0	0	5	4.8
Totals		0	162	28-61	.459	2-16	.125	5-14	.357	8	14	22	17	9	9	13	1	7	63	4.8

## CAREER STATISTICS

Season	gp-gs	min/avg	Total	3-Point	F-Throws	Rebounds	Scoring
2017-18	13-0	162/12.5	28-61 .459	2-16 .125	5-14 .357	8 14 22 1.7	9 0 9 13 1 7 63 4.8
TOTAL	13-0	162/12.5	28-61 .459	2-16 .125	5-14 .357	8 14 22 1.7	9 0 9 13 1 7 63 4.8



# #3 JUSTIN JENIFER

GUARD • 5-10 • 175 • JUNIOR • 2L • BALTIMORE, MD. (MILFORD MILL ACADEMY)

## MOMENTS

- » Tallied a career-high 16 points with four three-pointers against Coppin State (11/16/17)
- » Netted 15 points with five assists in the season opener against Savannah State (11/10/17)
- » Had a 21st birthday to remember, scoring 14 points on 5-of-8 shooting with four threes against Bowling Green (12/4/16)
- » Tallied 11 points and dished out nine assists in 16 minutes against Robert Morris (11/15/15)

**2017-18 Season (Junior):** Handed out four assists without a turnover in 17 minutes at Xavier (12/2) ... scored a career-high 16 points with four three-pointers against Coppin State (11/16) ... posted 15 points on 6-of-12 shooting with five assists in the season opener with Savannah State (11/10).

**2016-17 Season (Sophomore):** Played in 35 games as a reserve, averaging 2.8 points, 1.9 assists and 1.0 rebounds in 12.7 minutes ... handed out 68 assists with only 16 turnovers, a 4.3-to-1 assist-to-turnover ratio, for the season ... registered 35 assists with only five turnovers, a 7.0-to-1 assist-to-turnover ratio, in 12.2 minutes during league play ... scored a career-high 14 points on 5-of-8 shooting with a career-best four three-pointers in 28 minutes against Bowling Green (12/4) on his birthday ... tallied 13 points on 6-of-11 shooting with five assists in 23 minutes against Fairleigh Dickinson (12/17) ... recorded 12 points with nine assists and five rebounds in 28 minutes against USF (1/29) ... handed out nine assists without a turnover in 22 minutes against Texas Southern (12/13) ... handed out three or more assists nine times.

**2015-16 Season (Freshman):** Played in all 34 games as a reserve, averaging 2.4 points and 1.3 assists in 8.6 minutes ... shot 70.0 percent (14 of 20) from the free throw line for the season ... tallied a season-high 11 points and nine assists against Robert Morris (11/15) ... scored six or more points in seven games on the year ... played a conference-season high 18 minutes against Tulane (1/24), posting six points on a pair of threes to go with two assists and two rebounds ... registered eight points with a pair of threes against Arkansas-Pine Bluff (11/22).

**Prior to Cincinnati:** Earned Baltimore Sun All-Metro second-team honors while averaging 17.3 points, 7.0 assists and 3.0 rebounds as a senior at Milford Mill Academy ... scored 30 or more points three times, including a 40-point effort during his final year, guiding the Millers to a 15-8 overall mark and an appearance at the regional finals ... tabbed a Gatorade Player of the Year nominee as a senior ... scored more than 1,000 points during his career ... helped his squad advance to the Maryland Class 3A state semifinals as a junior, averaging 18 points and 13 assists during the year ... claimed Baltimore Sun All-Metro first-team honors and was tabbed co-Baltimore County Player of the Year while posting double figures in every game and registered 12 double-doubles as a junior ... saw his team post a 26-2 record and win the state championship as a sophomore, tallying 17 points, seven assists and seven rebounds in the title game ... earned Baltimore Sun All-Metro second-team accolades as a sophomore ... named most valuable player at the 2013 Mary Kline Classic, posting 23 points and 10 assists.

**Personal:** Born December 4, 1995 in Baltimore, Maryland ... son of Kisha Hull and Howard Jenifer ... has one sister, Raeshawnda ... left-handed.

## SEASON & CAREER STATISTICS

### 2017-18 SEASON

	Pts	CAREER
16 vs. Coppin State, 11/16/17	16 vs. Coppin State, 11/16/17	
12 vs. Savannah State, 11/10/17	FG Atts	12 vs. Savannah State, 11/10/17
6 vs. Savannah State, 11/10/17	FG Made	6, 2x (last vs. Savannah State, 11/10/17)
5, 2x (last vs. Coppin State, 11/16/17)	3PT-FG Atts	5, 3x (last vs. Coppin State, 11/16/17)
4 vs. Coppin State, 11/16/17	3PT-FG Made	4, 2x (last vs. Coppin State, 11/16/17)
6 at UCLA, 12/16/17	FT Atts	6, 2x (last at UCLA, 12/16/17)
5 at UCLA, 12/16/17	FT Made	6 vs. Robert Morris, 11/15/15
3 vs. Wyoming, 11/22/17	Rebs	5, 2x (last vs. USF, 1/29/17)
7 vs. Cleveland State, 12/21/17	Asts	9, 3x (last vs. USF, 1/29/17)
2 vs. Cleveland State, 12/21/17	Stls	3, 2x (last vs. USF, 2/4/16)
0	Blks	0
25 vs. Wyoming, 11/22/17	Mins	28, 2x (last vs. USF, 1/29/17)

## MISCELLANEOUS STATISTICS

CATEGORY	2015-16	2016-17	2017-18	CAREER
Double-Figure Scoring Games	1	3	2	6
Double-Figure Rebounding Games	0	0	0	0
Double-Double Games	0	0	0	0
20-Point Scoring Games	0	0	0	0
Games Led UC in Scoring	0	0	0	0
Games Led UC in Rebounding	0	0	0	0
Games Led UC in Assists	1	4	3	8
Games With 3+ Assists	3	8	6	17
Games With 3+ Blocks	0	0	0	0
Games With 3+ Steals	2	1	0	3
Games With 3+ Three-Pointers	0	1	2	3

## CAREER STATISTICS

Season	gp-gs		Total		3-Point		F-Throws		Rebounds				Scoring			
			fg-fga	pct	fg-fga	pct	ft-fga	pct	off	def	tot	avg	pts	avg	pf	fo
2015-16	27-0	232/8.6	21-58	.362	10-30	.333	14-20	.700	2	16	18	0.7	66	2.4	18	0
2016-17	35-0	446/12.7	37-90	.411	17-45	.378	7-14	.500	8	27	35	1.0	98	2.8	32	0
2017-18	13-10	265/20.4	24-63	.381	14-35	.400	16-21	.762	3	8	11	0.8	78	6.0	16	0
TOTAL	75-10	943/12.6	82-211	.389	41-110	.373	37-55	.673	13	51	64	0.9	242	3.2	66	0



# #3 JUSTIN JENIFER

GUARD • 5-10 • 175 • JUNIOR • 2L • BALTIMORE, MD. (MILFORD MILL ACADEMY)

## GAME-BY-GAME STATISTICS

### 2017-18 (JUNIOR SEASON)

Opponent	Date	gs	min	Total		3-Pointers		Free throws		Rebounds				pf	a	t/o	blk	stl	pts	avg
				fg-fga	pct	3fg-fga	pct	ft-fa	pct	off	def	tot	avg							
SAVANNAH STATE	11/10/17	21		6-12	.500	1-5	.200	2-5	.400	0	0	0	0.0	2	5	1	0	1	15	15.0
WESTERN CAROLINA	11/13/17	*	18	0-3	.000	0-2	.000	2-2	1.000	0	0	0	0.0	2	1	0	0	1	2	8.5
COPPIN STATE	11/16/17	22		4-5	.800	4-5	.800	4-4	1.000	1	1	2	0.7	1	2	0	0	1	16	11.0
vs Buffalo	11/20/17	24		1-6	.167	0-2	.000	0-0	.000	0	2	2	1.0	1	5	0	0	0	2	8.8
vs Richmond	11/21/17	*	15	3-4	.750	3-4	.750	0-0	.000	0	1	1	1.0	3	3	0	0	0	9	8.8
vs Wyoming	11/22/17	*	25	2-4	.500	2-2	1.000	1-2	.500	2	1	3	1.3	1	2	0	0	0	7	8.5
ALABAMA STATE	11/27/17	*	23	2-7	.286	1-4	.250	2-2	1.000	0	0	0	1.1	1	1	0	0	0	7	8.3
at Xavier	12/02/17	*	17	2-5	.400	0-1	.000	0-0	.000	0	0	0	1.0	1	4	0	0	0	4	7.8
vs Florida	12/09/17	*	23	0-3	.000	0-2	.000	0-0	.000	0	0	0	0.9	2	1	1	0	0	0	6.9
MISSISSIPPI ST.	12/12/17	*	19	1-3	.333	1-1	1.000	0-0	.000	0	0	0	0.8	1	3	1	0	0	3	6.5
at UCLA	12/16/17	*	20	1-4	.250	0-2	.000	5-6	.833	0	2	2	0.9	0	1	0	0	1	7	6.5
UA-PINE BLUFF	12/19/17	*	15	1-3	.333	1-2	.500	0-0	.000	0	0	0	0.8	1	1	2	0	0	3	6.3
CLEVELAND STATE	12/21/17	*	23	1-4	.250	1-3	.333	0-0	.000	0	1	1	0.8	0	7	2	0	2	3	6.0
Totals		10	265	24-63	.381	14-35	.400	16-21	.762	3	8	11	0.8	16	36	10	0	6	78	6.0

### 2015-16 (FRESHMAN SEASON)

Opponent	Date	gs	min	fg-fga		3fg-fga		ft-fa		Rebounds				pf	a	t/o	blk	stl	pts	avg
				fg-fga	pct	3fg-fga	pct	ft-fa	pct	off	def	tot	avg							
WESTERN CAROLINA	11/13/15	13		3-5	.600	1-2	.500	0-0	.000	0	3	3	3.0	2	0	3	0	0	7	7.0
ROBERT MORRIS	11/15/15	16		2-2	1.000	1-1	1.000	6-6	1.000	0	2	2	2.5	1	9	1	0	1	11	9.0
at Bowling Green	11/18/15	19		3-6	.500	1-3	.333	0-2	.000	0	1	1	2.0	1	2	1	0	3	7	8.3
ARKANSAS-PINE BLUFF	11/22/15	19		3-6	.500	2-4	.500	0-0	.000	0	1	1	1.8	3	2	2	0	2	8	8.3
SE LOUISIANA	11/24/15	7		1-1	1.000	1-1	1.000	0-0	.000	0	0	0	1.4	0	1	1	0	0	3	7.2
vs Nebraska	11/27/15	11		0-2	.000	0-1	.000	0-0	.000	0	0	0	1.2	1	2	1	0	0	0	6.0
vs George Washington	11/28/15	7		0-2	.000	0-1	.000	0-0	.000	0	2	2	1.3	1	1	1	0	0	0	5.1
BUTLER	12/2/15	5		0-1	.000	0-1	.000	1-2	.500	0	0	0	1.1	0	1	1	0	1	1	4.6
MORGAN STATE	12/6/15	13		2-6	.333	0-2	.000	2-3	.667	0	0	0	1.0	2	3	0	0	2	6	4.8
at Xavier	12/12/15	4		0-1	.000	0-1	.000	0-0	.000	0	0	0	0.9	0	1	0	0	0	0	4.3
NORFOLK STATE	12/15/15	13		1-3	.333	1-2	.500	0-0	.000	0	1	1	0.9	1	0	1	0	0	3	4.2
at VCU	12/19/15	3		0-2	.000	0-0	.000	0-0	.000	0	0	0	0.8	0	1	0	0	0	0	3.8
IOWA STATE	12/22/15	2		0-1	.000	0-1	.000	0-0	.000	0	0	0	0.8	0	1	0	0	0	0	3.5
TEMPLE	12/29/15	4		1-1	1.000	0-0	.000	0-0	.000	0	0	0	0.7	0	0	0	0	0	2	3.4
TULSA	1/2/16	8		2-3	.667	1-1	1.000	2-2	1.000	0	0	0	0.7	1	2	0	0	0	7	3.7
at USF	1/10/16	9		0-1	.000	0-0	.000	0-0	.000	0	0	0	0.6	1	1	0	0	0	0	3.4
HOUSTON	1/13/16	7		1-1	1.000	0-0	.000	0-0	.000	0	1	1	0.6	0	0	0	0	1	2	3.4
at Temple	01/16/16	2		0-0	.000	0-0	.000	0-0	.000	0	1	1	0.7	0	0	2	0	0	0	3.2
TULANE	01/24/16	18		2-6	.333	2-4	.500	0-0	.000	1	1	2	0.7	0	2	1	0	0	6	3.3
USF	02/04/16	11		0-2	.000	0-1	.000	2-2	1.000	0	1	1	0.8	1	1	0	0	3	2	3.3
at Memphis	2/6/16	1		0-0	.000	0-0	.000	0-0	.000	0	0	0	0.7	0	0	1	0	0	0	3.1
at UCF	2/9/16	3		0-2	.000	0-2	.000	0-0	.000	1	0	1	0.7	0	0	0	0	0	0	3.0
EAST CAROLINA	2/13/16	4		0-1	.000	0-1	.000	0-0	.000	0	0	0	0.7	0	0	0	0	0	0	2.8
at Tulsa	02/18/16	6		0-0	.000	0-0	.000	0-0	.000	0	1	1	0.7	0	1	0	0	0	0	2.7
UCONN	2/20/16	3		0-1	.000	0-0	.000	0-0	.000	0	1	1	0.7	1	0	0	0	0	0	2.6
at East Carolina	2/27/16	11		0-0	.000	0-0	.000	0-0	.000	0	0	0	0.7	1	3	1	0	1	0	2.5
at Houston	3/3/16	13		0-2	.000	0-1	.000	1-3	.333	0	0	0	0.7	1	0	0	0	0	1	2.4
Totals		0	232	21-58	.362	10-30	.333	14-20	.700	2	16	18	0.7	18	34	17	0	14	66	2.4

### 2016-17 (SOPHOMORE SEASON)

Opponent	Date	gs	min	Total		3-Pointers		Free throws		Rebounds				pf	a	t/o	blk	stl	pts	avg
				fg-fga	pct	3fg-fga	pct	ft-fa	pct	off	def	tot	avg							
BROWN	11/11/16	27	24	500	1-3	333	1-1	1,000	2	3	5	5.0	1	2	1	0	1	6	6.0	
ALBANY	11/14/16	19	2-5	400	1-2	500	1-2	500	0	1	1	3.0	2	5	1	0	3	6	6.0	
vs Rhode Island	11/19/16	16	1-2	500	1-2	500	0-0	0-0	0	0	0	2.0	2	0	0	0	1	3	5.0	
vs Penn State	11/20/16	23	1-4	250	1-2	500	0-1	0-0	0	1	1	1.8	1	1	1	1	0	3	4.5	
SAMFORD	11/23/16	9	0-3	0-0	0-2	0-0	0-2	0-0	0	0	0	1.4	1	1	1	0	0	0	3.6	
LIPSCOMB	11/26/16	13	2-4	500	1-1	1,000	0-0	0-0	0	2	2	1.5	0	2	2	0	1	5	3.8	
at Iowa State	12-01-16	5	0-1	0-0	0-0	0-0	0-0	0-0	0	0	0	1.3	1	1	0	0	0	0	3.3	
BOWLING GREEN	12/04/16	28	5-8	625	4-5	800	0-0	0-0	1	2	3	1.5	1	1	1	0	0	14	4.6	
at Butler	12/10/16	9	0-1	0-0	0-1	0-0	0-0	0-0	1	1	2	1.6	1	1	1	0	0	0	4.1	
TEXAS SOUTHERN	12/13/16	22	3-5	600	1-3	333	1-2	500	0	2	2	1.6	1	9	0	0	1	8	4.5	
FAIRLEIGH DICKINSON	12/17/16	23	6-11	545	1-4	250	0-0	0-0	0	0	0	1.5	2	5	2	0	2	13	5.3	
MARSHALL	12/22/16	13	1-3	333	0-1	0-0	1-2	500	0	1	1	1.4	0	3	0	0	0	3	5.1	
at Temple	12/28/16	12	1-3	333	0-1	0-0	0-0	0-0	0	0	0	1.3	1	1	0	0	1	2	4.8	
TULANE	01/01/17	20	3-5	600	1-2	500	2-2	1,000	1	0	1	1.3	0	4	0	0	0	9	5.1	
at Houston	1/7/17	14	0-2	0-0	0-1	0-0	0-0	0-0	0	1	1	1.3	1	3	1	0	0	0	4.8	
SMU	01/12/17	4	0-1	0-0	0-1	0-0	0-0	0-0	0	1	1	1.3	1	0	0	0	0	0	4.5	
at East Carolina	01/15/17	11	1-2	500	0-1	0-0	0-0	0-0	0	0	0	1.2	1	0	0	0	0	2	4.4	
TEMPLE	01/18/17	4	0-1	0-0	0-1	0-0	0-0	0-0	0	0	0	1.1	0	0	0	0	0	0	4.1	
at Tulane	01/21/17	12	0-2	0-0	0-2	0-0	0-0	0-0	0	1	1	1.1	1	2	0	0	0	0	3.9	
XAVIER	01/26/17	3	0-0	0-0	0-0	0-0	0-0	0-0	0	0	0	1.1	1	0	0	0	0	0	3.7	
USF	01/29/17	28	5-7	714	2-3	667	0-0	0-0	3	2	5	1.2	3	9	1	0	1	12	4.1	
at Tulsa	02/01/17	2	0-0	0-0	0-0	0-0	0-0	0-0	0	0	0	1.2	1	0	0	0	0	0	3.9	
UCONN	02/04/17	15	0-1	0-0	0-1	0-0	0-0	0-0	0	1	1	1.2	2	2	0	0	0	0	3.7	
UCF	02/08/17	15	2-5	400	2-3	667	0-0	0-0	0	0	0	1.1	0	2	0	0	0	6	3.8	
at SMU	02/12/17	9	0-0	0-0	0-0	0-0	1-2	500	0	0	0	1.1	1	2	0	0	0	1	3.7	
at USF	02/15/17	15	0-2	0-0	0-0	0-0	0-0	0-0	0	0	0	1.0	0	5	0	0	2	0	3.6	
TULSA	02/18/17	17	1-1	1,000	0-0	0-0	0-0	0-0	0	1	1	1.0	1	3	2	0	1	2	3.5	
MEMPHIS	02/23/17	5	0-2	0-0	0-1	0-0	0-0	0-0	0	2	2	1.1	1	0	0	0	0	0	3.4	
at UCF	2/26/17	9	0-0	0-0	0-0	0-0	0-0	0-0	0	2	2	1.1	2	1	1	0	0	0	3.3	
HOUSTON	03/02/17	7	0-1	0-0	0-0	0-0	0-0	0-0	0	0	0	1.1	0	0	0	0	0	0	3.2	
at UConn	3/5/17	20	1-2	500	1-1	1,000	0-0	0-0	0	1	1	1.1	0	1	0	1	0	3	3.2	
vs Tulsa	3/10/17	11	0-2	0-0	0-1	0-0	0-0	0-0	0	2	2	1.1	0	1	0	1	0	1	3.1	
at UConn	3/11/17	2	0-0	0-0	0-0	0-0	0-0	0-0	0	0	0	1.1	2	0	1	0	0	0	3.0	
vs Kansas State	03/17/17	2	0-0	0-0	0-0	0-0	0-0	0-0	0	0	0	1.0	0	0	0	0	0	0	2.9	
vs UCLA	03/19/17	2	0-0	0-0	0-0	0-0	0-0	0-0	0	0	0	1.0	0	1	0	0	0	0	2.8	
Totals		0	446	37-90	411	17-45	.378	7-14	500	8	27	35	1.0	32	68	16	0	98	28.2	





# #5 TREVOR MOORE

GUARD • 6-5 • 200 • FRESHMAN • HS • HOUSTON, TEXAS (SOUTH KENT PREP [CONN.]

**2017-18 Season (Freshman):** Scored a season-high 11 points with a pair of steals against Alabama State (11/27) ... produced nine points and grabbed eight rebounds against Richmond (11/21) ... tallied eight points with a pair of threes in 14 minutes against Savannah State (11/10).

**Prior to Cincinnati:** Averaged 7.0 points and 3.0 rebounds during the 2016-17 season at South Kent Prep in Connecticut ... ranked as the seventh best prospect in Connecticut for 2017 according to the New England Recruiting Report ... averaged 14.3 points while shooting 37.6 percent (56 of 149) from three-point range and 39.0 percent (67 of 172) from the field during 16 games for the 2016 Houston Defenders, an AAU squad on the Under Armour Association's 17U summer circuit ... made 35 three-pointers during the circuit's April-May schedule, ranking second among all guards ... three-time all-district selection at Phillis Wheatley High School, led the Greater Houston area in three-pointers made as a junior ... advanced to the 2017 NEPSAC Class AAA semifinals and the 2017 National Prep School Championship quarterfinals.

**Personal:** Born July 3, 1999 in Houston, Texas ... son of Renell and Ray Moore ... has two brothers, D'Ion and KJ and two sisters, Alteria and Kenetra.

## SEASON & CAREER STATISTICS

### 2017-18 SEASON

		CAREER
11 vs. Alabama State, 11/27/17	Pts	11 vs. Alabama State, 11/27/17
7 vs. Alabama State, 11/27/17	FG Atts	7 vs. Alabama State, 11/27/17
3, 3x (last vs. Alabama State, 11/27/17)	FG Made	3, 3x (last vs. Alabama State, 11/27/17)
6, 2x (last vs. Alabama State, 11/27/17)	3PT-FG Atts	6, 2x (last vs. Alabama State, 11/27/17)
2, 2x (last vs. Alabama State, 11/27/17)	3PT-FG Made	2, 2x (last vs. Alabama State, 11/27/17)
4, 2x (last vs. Alabama State, 11/27/17)	FT Atts	4, 2x (last vs. Alabama State, 11/27/17)
3, vs. Alabama State, 11/27/17	FT Made	3, vs. Alabama State, 11/27/17
8 vs. Richmond, 11/21/17	Rebs	8 vs. Richmond, 11/21/17
3 vs. Richmond, 11/21/17	Assts	3 vs. Richmond, 11/21/17
2, 3x (last vs. UA-Pine Bluff, 12/19/17)	Stls	2, 3x (last vs. UA-Pine Bluff, 12/19/17)
0	Blks	0
24 vs. Richmond, 11/21/17	Mins	24 vs. Richmond, 11/21/17

## MISCELLANEOUS STATISTICS

CATEGORY	2017-18	CAREER
Double-Figure Scoring Games	1	1
Double-Figure Rebounding Games	0	0
Double-Double Games	0	0
20-Point Scoring Games	0	0
Games Led UC in Scoring	0	0
Games Led UC in Rebounding	1	1
Games Led UC in Assists	0	0
Games With 3+ Assists	1	1
Games With 3+ Blocks	0	0
Games With 3+ Steals	0	0
Games With 3+ Three-Pointers	1	1

## GAME-BY-GAME STATISTICS

### 2017-18 (FRESHMAN SEASON)

Opponent	Date	gs	min	Total		3-Pointers		Free throws		Rebounds					pts	avg			
				fg-fga	pct	3fg-fga	pct	ft-fga	pct	off	def	tot	avg	pf			a	to	blk
SAVANNAH STATE	11/10/17	14	3-5	.600	2-4	.500	0-0	.000	1	1	2	2.0	1	0	1	0	8	8.0	
WESTERN CAROLINA	11/13/17	13	1-3	.333	1-3	.333	2-2	1.000	0	3	3	2.5	1	1	0	0	5	6.5	
COPPIN STATE	11/16/17	14	1-3	.333	1-3	.333	2-4	.500	1	1	2	2.3	1	0	1	0	2	5.0	
vs Buffalo	11/20/17	9	1-1	1.000	1-1	1.000	0-0	.000	0	1	1	2.0	2	0	0	0	3	5.3	
vs Richmond	11/21/17	24	3-6	.500	3-6	.500	0-0	.000	1	7	8	3.2	2	3	1	0	1	9.0	
vs Wyoming	11/22/17	15	1-3	.333	1-2	.500	0-0	.000	0	3	3	3.2	1	0	0	0	3	5.5	
ALABAMA STATE	11/27/17	15	3-7	.429	2-6	.333	3-4	.750	0	3	3	3.1	3	0	1	0	2	11.0	
at Xavier	12/02/17	9	0-3	.000	0-3	.000	0-0	.000	0	2	2	3.0	2	0	0	0	1	0.5	
MISSISSIPPI ST.	12/12/17	3	0-1	.000	0-1	.000	0-0	.000	0	0	0	2.7	1	0	0	0	0	4.9	
at UCLA	12/16/17	0	0-0	.000	0-0	.000	0-0	.000	0	0	0	2.4	0	0	0	0	0	4.4	
UA-PINE BLUFF	12/19/17	22	2-5	.400	1-3	.333	1-2	.500	1	3	4	2.5	1	2	1	0	2	6.4	
CLEVELAND STATE	12/21/17	9	1-3	.333	1-3	.333	0-0	.000	0	0	0	2.3	0	1	0	0	3	4.4	
Totals		0	147	16-40	40.00%	13-35	37.14%	8-12	66.67%	4	24	28	2.33	15	7	5	0	53	4.4

## CAREER STATISTICS

			Total		3-Point		F-Throws		Rebounds											Scoring	
Season	gp-gs	min/avg	fg-fga	pct	fg-fga	pct	ft-fga	pct	off	def	tot	avg	pf	fo	ast	to	blk	stl	pts	avg	
2017-18	12-0	147/12.3	16-40	.400	13-35	.371	8-12	.667	4	24	28	2.3	15	0	7	5	0	9	53	4.4	
TOTAL	12-0	147/12.3	16-40	.400	13-35	.371	8-12	.667	4	24	28	2.3	15	0	7	5	0	9	53	4.4	



# #11 GARY CLARK

FORWARD • 6-8 • 230 • SENIOR • 3L • CLAYTON, N.C. (CLAYTON HIGH SCHOOL)

## CONFERENCE AWARDS

- » Preseason Second Team (2017-18)
- » All-Tournament (2017)
- » Defensive Player of the Year (2015-16)
- » Second Team (2015-16)
- » All-Tournament (2016)
- » All-Rookie Team (2014-15)
- » Honorable Mention (2014-15)
- » Player of the Week (3x: 11/27/17; 3/7/16, 12/26/16)
- » Weekly Honor Roll (8x: 12/18/17, 3/6/17, 2/20/17, 2/6/17, 2/22/16, 2/8/16, 2/1/16, 2/23/15)

## OTHER HONORS

- » Named MVP of Cayman Islands Classic (2017)
- » Oscar Robertson Trophy Player of the Year Watch List (2017-18)
- » Karl Malone Power Forward of the Year Watch List (2017-18)
- » Lute Olson Player of the Year Award Watch List (2017-18, 2016-17)
- » NABC All-District 25 Second Team (2016)
- » Emerald Coast Classic All-Tourney Team (2014)

## MOMENTS

- » Scored UC's first 13 points against Wyoming (11/22) in the championship game of the Cayman Islands Classic
- » Scored a career-high 26 points on 12-of-15 shooting with 10 rebounds vs. Marshall (12/22/16)
- » Hit a 15-footer with 5 seconds left to force overtime in UC's 55-54 OT win at No. 19 Iowa State (12/1/16)
- » Converted a three-point play with 12.1 seconds left in 58-57 win at UConn (1/28/16)

**2017-18 Season (Senior):** Posted 18 points on 9-of-12 shooting against Cleveland State (12/21) ... recorded a double-double with 10 points and 11 rebounds to go with four assists, three blocks and three steals at UCLA (12/16) ... produced nine points, 13 rebounds and a career-best five blocks to go with four assists and two steals against Mississippi State (12/12) ... named MVP of Cayman Islands Classic: scored UC's first 13 points to propel the Bearcats to victory in the championship game of the Cayman Islands Classic vs. Wyoming (11/22) and registered 24 points and a game-high 14 rebounds, hitting 11 of 13 free throws in win over Buffalo (11/20) ... became the 51st member of UC's 1,000-point club while posting his 19th career double-double with 13 points and 11 rebounds against Savannah State (11/10).

**2016-17 Season (Junior):** Started 35 of 36 games played, averaging 10.8 points, 7.9 rebounds, 2.1 assists and 1.2 blocks in 28.6 minutes ... Named to American Championship All-Tournament team, averaging 13.3 points and a team-best 6.7 rebounds while making 22 of 24 free throws in three games ... earned The American's Player of the Week award once and Weekly Honor Roll award three times ... ranked among the league leaders in field goal percentage (fourth at .529), rebounds (fourth at 7.9), blocks (tied for ninth at 1.2) and scoring (26th at 10.8) ... ranked second in the league and 48th in the nation averaging 3.0 offensive rebounds ... finished the season with a team-best 283 rebounds giving him 819 for his career, ranking 24th in the nation and third most among juniors ... his 819 career rebounds are the most through three seasons at Cincinnati since Danny Fortson (873 from 1995-97) ... registered seven double-doubles (tied for sixth in the league), giving him 18 for his UC career, second most in the Mick Cronin coaching era ... led UC in rebounding in 19 games, grabbing 10 or more boards nine times ... scored a career-high 26 points on 12-of-15 shooting with 10 rebounds in 38 minutes against Marshall (12/22).

**2015-16 Season (Sophomore):** Started 32 of 33 games played, averaging 10.4 points, a team-high 8.8 rebounds, 2.1 assists and 1.5 blocks in 30.4 minutes ... named The American's Defensive Player of the Year and second-team all-conference ... tabbed NABC All-District 25 Second Team ... selected to The American's Weekly Honor Roll three times ... ranked among the nation's leaders in offensive rebounds (28th at 3.4), total rebounds (57th with 290) and rebounds per game (65th at 8.8) ... listed among the league leaders in offensive rebounds (second at 3.4), rebounds (third at 8.8), defensive rebounds (fourth at 5.4), blocked shots (sixth at 1.5), steals (tied for sixth at 1.2), field goal percentage (eighth at .519) and scoring (29th at 10.4) ... his 290 single-season rebounds ranked as the most since Eric Hicks (329 in 2005-06) ... his 536 rebounds after two seasons ranked as the most since Danny Fortson (574 in 1995 and 1996) ... averaged 13.1 points and 10.0 rebounds and 2.0 blocks with four double-doubles in seven games during February ... posted a team-high eight double-doubles ... led the team in rebounding in 17 games during the season, grabbing 10 or more boards 14 times.

**2014-15 Season (Freshman):** Started all 34 games, averaging 7.8 points, 7.2 rebounds, 1.7 assists and 1.3 blocks in 27.8 minutes ... named to the American Athletic Conference All-Rookie Team by the league's coaches ... tabbed The American's Rookie of the Week (12/8) and The American's Weekly Honor Roll (2/23) ... grabbed 246 rebounds on the season, second most in school history by a freshman (Danny Fortson 258 in 1995) ... finished as the only freshman in The American to rank among the top 10 league leaders for rebounds (third at 7.2), field goal percentage (sixth at .524) and blocks (sixth at 1.3) ... finished second in The American in rebounding among freshmen (UConn's Daniel Hamilton [7.6]) ... ranked second in the league for offensive rebounds (2.8) and tied for fourth in defensive rebounds (4.5) ... led UC in rebounding in 15 games on the season, grabbing 10 or more boards seven times ... set a UC freshman record pulling down 16 rebounds to go with eight points, a season-best four blocks and a season-high four steals against East Carolina (1/6) ... selected to the Emerald Coast Classic All-Tournament Team ... became the first true freshman to start a season opener since Lance Stephenson (2009-10 season).

**Prior to Cincinnati:** Averaged 26 points, seven rebounds and four assists as a senior at Clayton High School in Clayton, North Carolina ... finished his career as the school's all-time leader in points, rebounds and blocks ... tabbed a four-star recruit by Rivals, ESPN and 247 Sports ... praised on one of the nation's top 100 prospects by ESPN and Rivals ... named Greater Neuse River Conference Player of the Year as a junior and senior ... became the first player in the state of North Carolina to record a quadruple double with 22 points, 21 rebounds, 15 blocked shots and 10 assists against West Johnston during his senior season ... poured in 40 points and grabbed 12 rebounds against East Wake on Jan. 11, 2014, the same



## OSCAR ROBERTSON TROPHY WATCH LIST



## POWER FORWARD OF YEAR WATCH LIST



## LUTE OLSON PLAYER OF YEAR WATCH LIST

## SEASON & CAREER STATISTICS

### 2017-18 SEASON

	Pts	CAREER
24 vs. Buffalo, 11/20/17	26 vs. Marshall, 12/22/16	
15 at Xavier, 12/2/17	FG Atts 15, 2x (last 15 at Xavier, 12/2/17)	
9 vs. Cleveland State, 12/21/17	FG Made 12 vs. Marshall, 12/22/16	
5 at Xavier, 12/2/17	3PT-FG Atts 5 at Xavier, 12/2/17	
2, 2x (last at Xavier, 12/2/17)	3PT-FG Made 2, 7x (last at Xavier, 12/2/17)	
13 vs. Buffalo, 11/20/17	FT Atts 16 vs. UConn, 3/11/17	
11 vs. Buffalo, 11/20/17	FT Made 15 vs. UConn, 3/11/17	
14 vs. Buffalo, 11/20/17	Rebs 16 vs. East Carolina, 1/6/15	
7 vs. Richmond, 11/21/17	Assts 8 vs. Temple, 1/18/17	
3 at UCLA, 12/16/17	Stls 5 at SMU, 1/7/16	
5 vs. Mississippi State, 12/12/17	Blks 5 vs. Mississippi State, 12/12/17	
35, 3x (last at UCLA, 12/16/17)	Mins 48 vs. UConn, 3/11/16	

## MISCELLANEOUS STATISTICS

CATEGORY	2014-15	2015-16	2016-17	2017-18	CAREER
Double-Figure Scoring Games	11	19	19	8	57
Double-Figure Rebounding Games	7	14	9	5	35
Double-Double Games	3	8	7	3	21
20-Point Scoring Games	0	1	3	1	5
Games Led UC in Scoring	2	5	6	3	16
Games Led UC in Rebounding	15	17	18	8	58
Games Led UC in Assists	6	4	2	3	15
Games With 3+ Assists	5	11	10	5	31
Games With 3+ Blocks	4	5	4	3	16
Games With 3+ Steals	3	4	4	1	12
Games With 3+ Three-Pointers	0	0	0	0	0

day he was left off the list of nominees for the McDonald's All-America game ... averaged 24 points, 14 rebounds and four blocks while leading the Comets to the 2013 4A Eastern Regional semifinals as a junior ... averaged nearly 32 points in the playoffs while earning Associate Press All-State accolades.

**Personal:** Born Nov. 16, 1994 in Smithfield, North Carolina ... son of Tammy McKay and Gary Clark Sr. ... has one brother, Jeremiah and two sisters, Azia and Tanija ... right-handed.

## CAREER STATISTICS

Season	gp-gs	min/avg	Total fg-fga	pct	3-Point fg-fga	pct	F-Throws ft-fga	pct	Rebounds off	def	tot	avg	pf	fo	ast	to	blk	stl	Scoring pts	avg
2014-15	34-34	945/27.8	110-210	.524	0-5	.000	45-72	.625	94	152	246	7.2	54	0	57	38	45	35	265	7.8
2015-16	33-32	1002/30.4	126-243	.519	13-25	.520	79-115	.687	113	177	290	8.8	76	0	70	42	49	41	344	10.4
2016-17	36-35	1031/28.6	146-276	.529	14-49	.286	83-119	.697	108	175	283	7.9	67	0	76	41	42	36	389	10.8
2017-18	13-13	340/26.2	56-115	.487	7-22	.318	43-50	.860	42	70	112	8.6	22	0	28	14	20	21	162	12.5
TOTAL	116-114	3318/28.6	438-844	.519	34-101	.337	250-356	.702	357	574	931	8.0	219	0	231	135	156	133	1160	10.0



# #11 GARY CLARK

FORWARD • 6-8 • 230 • SENIOR • 3L • CLAYTON, N.C. (CLAYTON HIGH SCHOOL)

## GAME-BY-GAME STATISTICS

### 2017-18 (SENIOR SEASON)


Opponent	Date	gs	min	Total		3-Pointers		Free throws		Rebounds				pf	a	t/o	blk	stl	pts	avg	
				fg	pct	3fg	pct	ft	pct	off	def	tot	avg								
SAVANNAH STATE	11/10/17	*	22	5-9	.556	0-1	.000	3-4	.750	4	7	11	11.0	2	1	0	1	1	13	13.0	
WESTERN CAROLINA	11/13/17	*	20	2-5	.400	0-1	.000	4-4	1.000	1	1	2	6.5	1	1	0	1	2	8	10.5	
COPPIN STATE	11/16/17	*	17	5-8	.625	1-3	.333	1-2	.500	5	4	9	7.3	2	2	0	0	1	12	11.0	
vs Buffalo	11/20/17	*	35	6-13	.462	1-2	.500	11-13	.846	2	12	14	9.0	1	0	2	1	1	24	14.3	
vs Richmond	11/21/17	*	20	2-5	.400	2-3	.667	2-2	1.000	2	6	8	8.8	1	7	1	0	1	8	13.0	
vs Wyoming	11/22/17	*	21	8-12	.667	0-2	.000	1-1	1.000	2	4	6	8.3	3	0	1	2	1	17	13.7	
ALABAMA STATE	11/27/17	*	23	3-6	.500	0-1	.000	8-8	1.000	2	5	7	8.1	1	3	0	3	2	14	13.7	
at Xavier	12/02/17	*	33	5-15	.333	2-5	.400	2-4	.500	4	3	7	8.0	3	1	2	1	2	14	13.8	
vs Florida	12/09/17	*	35	4-8	.500	0-0	.000	1-2	.500	8	5	13	8.6	2	1	2	0	1	9	13.2	
MISSISSIPPI ST.	12/12/17	*	34	2-6	.333	1-3	.333	4-4	1.000	6	7	13	9.0	3	4	4	5	2	9	12.8	
at UCLA	12/16/17	*	35	5-11	.455	0-1	.000	0-0	.000	3	8	11	9.2	2	4	0	3	3	10	12.5	
UA-PINE BLUFF	12/19/17	*	15	0-5	.000	0-0	.000	6-6	1.000	3	3	6	8.9	1	3	2	1	2	6	12.0	
CLEVELAND STATE	12/21/17	*	30	9-12	.750	0-0	.000	0-0	.000	0	5	5	8.6	0	1	0	2	2	18	12.5	
Totals			13	340	56-115	.487	7-22	.318	43-50	.860	42	70	112	8.6	22	28	14	20	21	162	12.5

### 2015-16 (SOPHOMORE SEASON)

Opponent	Date	gs	min	Total		3-Pointers		Free throws		Rebounds				pf	a	t/o	blk	stl	pts	avg	
				fg	pct	3fg	pct	ft	pct	off	def	tot	avg								
WESTERN CAROLINA	11/13/15	*	28	9-10	.900	0-1	.000	3-3	1.000	2	6	8	8.0	2	2	1	3	0	21	21.0	
ROBERT MORRIS	11/15/15	*	24	2-5	.400	0-0	.000	0-0	.000	4	3	7	7.5	1	3	2	2	1	4	12.5	
at Bowling Green	11/18/15	*	24	3-4	.750	0-0	.000	1-2	.500	2	8	10	8.3	3	2	1	1	2	7	10.7	
ARKANSAS-PINE BLUFF	11/22/15	*	18	3-4	.750	1-1	1.000	3-6	.500	2	4	6	7.8	4	3	1	1	1	10	10.5	
SE LOUISIANA	11/24/15	*	37	4-8	.500	1-1	1.000	3-5	.600	5	3	8	7.8	1	0	0	2	1	12	10.8	
vs Nebraska	11/27/15	*	30	2-6	.333	0-0	.000	2-2	1.000	2	2	4	7.2	2	2	2	0	1	6	10.0	
vs George Washington	11/28/15	*	27	3-4	.750	0-0	.000	0-0	.000	3	8	11	7.7	4	2	2	1	3	6	9.4	
BUTLER	12/2/15	*	23	3-4	.750	0-0	.000	3-4	.750	3	3	6	7.5	4	1	2	2	1	9	9.4	
MORGAN STATE	12/6/15	*	28	4-6	.667	1-2	.500	4-5	.800	8	6	14	8.2	2	5	0	2	1	13	9.8	
at Xavier	12/12/15	*	29	0-2	.000	0-0	.000	0-0	.000	2	5	7	8.1	3	2	1	0	2	0	8.8	
NORFOLK STATE	12/15/15	*	29	9-11	.818	1-1	1.000	0-0	.000	3	4	7	8.0	3	2	2	2	1	0	19	9.7
at VCU	12/19/15	*	30	3-6	.500	0-0	.000	7-8	.875	2	7	9	8.1	4	0	1	1	0	13	10.0	
IOWA STATE	12/22/15	*	28	5-8	.625	0-1	.000	0-2	.000	5	4	9	8.2	1	2	1	0	1	10	10.0	
TEMPLE	12/29/15	*	28	3-8	.375	0-0	.000	1-1	1.000	3	1	4	7.9	2	2	2	0	0	7	9.8	
TULSA	1/2/16	*	30	3-6	.500	0-0	.000	1-2	.500	8	6	14	8.3	4	4	0	1	0	7	9.6	
at SMU	01/07/16	*	32	6-10	.600	0-0	.000	1-2	.500	4	7	11	8.4	2	1	1	0	5	13	9.8	
at USF	1/10/16	*	34	0-4	.000	0-0	.000	5-7	.714	7	4	11	8.6	1	2	2	1	1	5	9.5	
HOUSTON	1/13/16	*	33	5-6	.833	1-1	1.000	3-4	.750	5	2	7	8.5	4	6	1	1	2	14	9.8	
at Temple	01/16/16	*	34	6-10	.600	0-1	.000	0-1	.000	5	9	14	8.8	4	1	2	2	0	12	9.9	
MEMPHIS	01/21/16	*	27	2-5	.400	0-0	.000	3-5	.600	1	3	4	8.6	4	1	2	4	2	7	9.8	
TULANE	01/24/16	*	23	8-10	.800	1-1	1.000	0-2	.000	1	4	5	8.4	0	0	1	1	2	17	10.1	
at UCONN	1/28/16	*	32	4-7	.571	1-2	.500	4-7	.571	2	4	6	8.3	2	3	4	4	0	13	10.2	
USF	02/04/16	*	31	5-10	.500	1-2	.500	5-7	.714	9	4	13	8.5	2	4	0	0	1	16	10.5	
at Memphis	2/6/16	*	37	6-10	.600	1-2	.500	2-4	.500	3	11	14	8.7	3	3	0	4	0	15	10.7	
at UCF	2/9/16	*	33	3-9	.333	1-2	.500	4-4	1.000	1	7	8	8.7	1	5	1	4	1	11	10.7	
EAST CAROLINA	2/13/16	*	33	6-8	.750	0-0	.000	3-3	1.000	2	10	12	8.8	0	4	3	1	1	15	10.8	
at Tulsa	02/18/16	*	39	7-14	.500	2-4	.500	2-2	1.000	2	7	9	8.8	0	0	1	2	2	18	11.1	
UCONN	2/20/16	*	34	6-12	.500	1-2	.500	0-2	.000	1	10	11	8.9	0	1	3	2	1	13	11.2	
at East Carolina	2/27/16	*	27	2-10	.200	0-0	.000	0-1	.000	1	2	3	8.7	3	1	1	1	3	4	10.9	
at Houston	3/3/16	*	38	0-6	.000	0-1	.000	6-8	.750	3	10	13	8.8	3	1	0	2	1	6	10.8	
SMU	03/06/16	*	35	0-8	.000	0-0	.000	7-8	.875	7	4	11	8.9	4	3	0	1	3	7	10.6	
vs UCONN	3.11.16	*	48	3-9	.333	0-0	.000	6-8	.750	5	7	12	9.0	2	1	2	2	1	12	10.7	
vs Saint Joseph's	3/18/16	*	19	1-3	.333	0-0	.000	0-0	.000	0	2	2	8.8	1	1	0	0	1	2	10.4	
Totals			32	1002	126-243	.519	13-25	.520	79-115	.687	113	177	290	8.8	76	70	42	49	41	344	10.4

### 2016-17 (JUNIOR SEASON)

Opponent	Date	gs	min	Total		3-Pointers		Free throws		Rebounds				pf	a	t/o	blk	stl	pts	avg	
				fg	pct	ft	pct	ft	pct	off	def	tot	avg								
BROWN	11/11/16	*	27	7-9	.778	0-1	.000	0-1	.000	3	6	9	9.0	0	4	1	2	3	14	14.0	
ALBANY	11/14/16	*	24	1-6	.167	0-1	.000	0-0	.000	1	3	4	6.5	4	1	1	2	1	2	8.0	
vs Rhode Island	11/19/16	*	36	1-5	.200	0-1	.000	2-2	1.000	3	3	6	6.3	2	2	0	3	0	4	6.7	
vs Penn State	11/20/16	*	20	4-4	1.000	1-1	1.000	0-0	.000	2	4	6	6.3	4	2	1	2	3	9	7.3	
SAMFORD	11/23/16	*	35	4-8	.500	0-2	.000	5-10	.500	5	2	7	6.4	1	0	2	1	1	13	8.4	
LIPSCOMB	11/26/16	*	6	1-2	.500	0-0	.000	0-0	.000	0	2	2	5.7	1	0	0	0	0	2	7.3	
at Iowa State	12-01-16	*	37	5-8	.625	0-1	.000	1-2	.500	4	6	10	6.3	2	2	2	3	0	11	7.9	
BOWLING GREEN	12/04/16	*	24	3-6	.500	0-1	.000	2-2	1.000	3	3	6	6.3	0	3	2	1	1	8	7.9	
at Butler	12/10/16	*	34	7-13	.538	0-3	.000	0-2	.000	3	9	12	6.9	0	1	0	0	1	14	8.6	
TEXAS SOUTHERN	12/13/16	*	21	4-8	.500	0-0	.000	5-7	.714	2	1	3	6.5	3	6	1	0	2	13	9.0	
FAIRLEIGH DICKINSON	12/17/16	*	13	2-3	.667	0-0	.000	2-2	1.000	2	6	8	6.6	0	4	0	1	1	6	8.7	
MARSHALL	12/22/16	*	38	12-15	.800	1-1	1.000	1-4	.250	4	6	10	6.9	1	3	1	2	0	26	10.2	
at Temple	12/28/16	*	33	4-10	.400	0-1	.000	3-6	.500	2	4	6	6.8	3	1	3	2	1	11	10.2	
TULANE	01/01/17	*	20	2-4	.500	0-0	.000	0-0	.000	2	5	7	6.9	2	3	1	0	1	4	9.8	
at Houston	1/7/17	*	34	4-8	.500	2-4	.500	1-2	.500	4	4	8	6.9	1	2	1	3	0	11	9.9	
SMU	01/12/17	*	31	8-9	.889	2-3	.667	0-0	.000	2	3	5	6.8	2	2	0	0	1	18	10.4	
at East Carolina	01/15/17	*	27	3-6	.500	0-1	.000	2-2	1.000	4	5	9	6.9	3	1	1	0	1	8	10.2	
TEMPLE	01/18/17	*	35	2-5	.400	0-1	.000	3-3	1.000	4	3	7	6.9	1	8	3	2	1	7	10.1	
at Tulane	01/21/17	*	30	3-5	.600	0-0	.000	0-0	.000	3	3	6	6.9	2	2	1	1	0	6	9.8	
XAVIER	01/26/17	*	35	6-9	.667	0-1	.000	1-2	.500	5	6	11	7.1	4	3	2	0	2	13	10.0	
USF	01/29/17	*	14	2-3	.667	0-1	.000	2-2	1.000	6	2	8	7.1	2	3	0	0	0	6	9.8	
at Tulsa	02/01/17	*	37	3-5	.600	1-1	1.000	2-3	.667	5	7	12	7.4	2	2	1	1	1	9	9.8	
UCONN	02/04/17	*	29	8-14	.571	2-4	.500	2-2	1.000	4	7	11	7.5	0	3	0	2	0	20	10.2	
UCF	02/08/17	*	34	3-12	.250	0-3	.000	2-2	1.000	5	3	8	7.5	2	0	0	0	3	8	10.1	
at SMU	02/12/17	*	36	2-7	.286	1-2	.500	1-2	.500	2	10	12	7.7	0	3	2	1	1	6	10.0	
at USF	02/15/17	*	25	5-11	.455	0-0	.000	3-4	.750	5	9	14	8.0	2	0	2	2	4	13	10.1	
TULSA	02/18/17	*	30	5-8	.625	0-1	.000	4-4	1.000	2	6	8	8.0	2	2	4	1	0	14	10.2	
MEMPHIS	02/23/17	*	31	3-6	.500	1-2	.500	6-10	.600	3	6	9	8.0	2	3	2	1	1	13	10.3	
at UCF	2/26/17	*	17	1-4	.250	1-1	1.000	0-0	.000	3	0	3	7.8	4	0	0	1	1	3	10.1	
at HOUSTON	03/02/17	*	30	5-9	.556	0-1	.000	4-6	.667	1	6	7	7.8	0	0	1	0	1	14	10.2	
at UConn	3/5/17	*	25	7-14	.500	1-4	.250	2-5	.400	5	9	14	8.0	2	0	1	0	3	17	10.4	
vs Tulsa	3/10/17	*	29	1-6	.167	0-1	.000	3-4	.750	1	1	2	7.8	3	1	0	3	2	5	10.3	
at UConn	3/11/17	*	34	5-9	.556	0-0	.000	15-16	.938	2	7	9	7.8	2	0	1	0	0	25	10.7	
vs SMU	3/12/17	*	35	3-8	.375	0-2	.000	4-4	1.000	1	8	9	7.9	3	1	0	1	0	10	10.7	
vs Kansas State	03/17/17	*	34	6-10	.600	1-2	.500	2-4	.500	2	5	7	7.9	1	2	3	1	1	15	10.8	
vs UCLA	03/19/17	*	31	4-7	.571	0-1	.000	3-4	.750	3	5	8	7.9	3	6	1	1	1	11	10.8	
Totals			35	1031	146-276	529	14-49	286	83-119	697	108	175	283	7.9	67	76	41	42	36	389	10.8



# #13 TREVON SCOTT

FORWARD • 6-8 • 220 • R-SOPHOMORE • 1L • DARIEN, GA. (McINTOSH COUNTY ACADEMY)

**2017-18 Season (R-Sophomore):** Scored six points with five rebounds, three assists and two steals in 14 minutes against Arkansas-Pine Bluff (12/19) ... pulled down a season-high seven rebounds against Alabama State (11/27) and at Xavier (12/2).

**2016-17 Season (R-Freshman):** Played in 35 games as a reserve, averaging 3.1 points and 2.5 rebounds in 10.2 minutes ... shot 50 percent (45 of 90) from the field on the season ... scored a season-high 11 points on 5-of-10 shooting with seven rebounds and three assists in 18 minutes against Texas Southern (12/13) ... recorded 10 points on 5-of-5 shooting against Fairleigh Dickinson (12/17) ... registered 10 points on 5-of-6 shooting against Penn State (11/20) ... tallied nine points and nine rebounds with a season-best five assists and five blocks in a season-high 29 minutes against Lipscomb (11/26) ... recorded nine points, seven rebounds and a season-high five steals against USF (1/29) ... grabbed at least one rebound in 28 of 35 games played.

**2015-16 Season (Freshman):** Redshirted

**Prior to Cincinnati:** Named the Georgia Region 2A Player of the Year as a junior and senior ... tabbed first team all-region as a freshman and sophomore ... set the school scoring mark with 1,824 points while averaging 13.3 rebounds during his career at McIntosh County Academy in Darien, Georgia (population 1,880) ... averaged 21.6 points, 14.1 rebounds, 6.5 assists and 3.5 blocks as a senior ... posted 22.3 points, 13.7 rebounds, 6.7 assists and 3.7 blocks as a junior ... tabbed a three-star prospect by ESPN, Rivals.com and Scout.com and 247 Sports.

**Personal:** Born Nov. 25, 1996 in Brunswick, Georgia ... son of Anita and Eddie Scott ... has two sisters, Jada and Jadyn ... right-handed ... first named pronounced "TREY-vaughn."

## SEASON & CAREER STATISTICS

### 2017-18 SEASON

6, 3x (last vs. UA-Pine Bluff, 12/19/17)	Pts	11 vs. Texas Southern, 12/13/16
3, 2x (last vs. UA-Pine Bluff, 12/19/17)	FG Atts	10 vs. Texas Southern, 12/13/16
2, 4x (last at Xavier, 12/2/17)	FG Made	5, 3x (last vs. Fairleigh Dickinson, 12/17/16)
0	3PT-FG Atts	1, 3x (last vs. USF, 1/29/17)
0	3PT-FG Made	1 vs. USF, 1/29/17
6 vs. UA-Pine Bluff, 12/19/17	FT Atts	6 vs. UA-Pine Bluff, 12/19/17
4 vs. UA-Pine Bluff, 12/19/17	FT Made	4 vs. UA-Pine Bluff, 12/19/17
7, 2x (last at Xavier, 12/2/17)	Rebs	10 vs. Tulane, 1/1/17
6 vs. Western Carolina, 11/13/17	Assts	6 vs. Western Carolina, 11/13/17
2, 2x (last vs. UA-Pine Bluff, 12/19/17)	Stls	5 vs. USF, 1/29/17
1, 3x (last vs. Cleveland State, 12/21/17)	Blks	5 vs. Lipscomb, 11/26/16
20 vs. Richmond, 11/21/17	Mins	29 vs. Lipscomb, 11/26/16

## MISCELLANEOUS STATISTICS

CATEGORY	2016-17	2017-18	CAREER
Double-Figure Scoring Games	3	0	3
Double-Figure Rebounding Games	1	0	1
Double-Double Games	0	0	0
20-Point Scoring Games	0	0	0
Games Led UC in Scoring	0	0	0
Games Led UC in Rebounding	2	2	4
Games Led UC in Assists	1	2	3
Games With 3+ Assists	2	2	4
Games With 3+ Blocks	1	0	1
Games With 3+ Steals	1	0	1
Games With 3+ Three-Pointers	0	0	0

## GAME-BY-GAME STATISTICS

### 2017-18 (R-SOPHOMORE SEASON)

Opponent	Date	gs	min	Total		3-Pointers		Free throws		Rebounds				pf	a	t/o	blk	stl	pts	avg
				fg-fg	pcr	3fg-3fg	pcr	ft-ft	pcr	off	def	tot	avg							
SAVANNAH STATE	11/10/17	12	1-2	.500	0-0	.000	2-2	1.000	1	2	3	3.0	2	3	1	0	1	4	4.0	
WESTERN CAROLINA	11/13/17	18	2-2	1.000	0-0	.000	2-3	.667	1	5	6	4.5	3	6	3	1	2	6	5.0	
COPPIN STATE	11/16/17	12	2-2	1.000	0-0	.000	2-2	1.000	2	3	5	4.7	0	3	0	0	1	6	5.3	
vs Buffalo	11/20/17	6	0-0	.000	0-0	.000	0-0	.000	0	0	0	3.5	1	0	2	0	1	0	4.0	
vs Richmond	11/21/17	20	1-1	1.000	0-0	.000	2-4	.500	0	3	3	3.4	2	0	1	0	1	4	4.0	
vs Wyoming	11/22/17	12	1-2	.500	0-0	.000	0-0	.000	0	4	4	3.5	0	0	1	0	0	2	3.7	
ALABAMA STATE	11/27/17	15	2-3	.667	0-0	.000	1-2	.500	3	4	7	4.0	0	1	1	0	0	5	3.9	
at Xavier	12/02/17	18	2-2	1.000	0-0	.000	0-0	.000	4	3	7	4.4	3	1	1	1	1	4	3.9	
vs Florida	12/09/17	19	0-1	.000	0-0	.000	0-0	.000	1	1	2	4.1	1	0	1	0	0	0	3.4	
MISSISSIPPI ST.	12/12/17	6	0-0	.000	0-0	.000	0-0	.000	0	0	0	3.7	1	1	0	0	0	0	3.1	
at UCLA	12/16/17	5	0-0	.000	0-0	.000	0-0	.000	1	0	1	3.5	1	0	0	0	0	0	2.8	
UA-PINE BLUFF	12/19/17	14	1-3	.333	0-0	.000	4-6	.667	4	1	5	3.6	0	3	0	0	2	6	3.1	
CLEVELAND STATE	12/21/17	10	1-1	1.000	0-0	.000	0-0	.000	0	0	0	3.3	0	0	0	0	1	0	2.3	
Totals		0	167	13-19	.684	0-0	.000	13-19	.684	17	26	43	3.3	14	18	11	3	9	39	3.0


### 2016-17 (R-FRESHMAN SEASON)

Opponent	Date	gs	min	Total		3-Pointers		Free throws		Rebounds		pf	a	t/o	blk	stl	pts	avg		
				fg	pct	3fg	pct	ft	pct	off	def	tot	avg							
BROWN	11/11/16	9	2-3	.667	0-0	.000	2-3	.667	0	2	2	2.0	1	0	0	1	0	6	6.0	
ALBANY	11/14/16	7	2-3	.667	0-0	.000	0-0	.000	2	1	3	2.5	0	0	0	1	0	4	5.0	
vs Rhode Island	11/19/16	0	0-0	.000	0-0	.000	0-0	.000	0	0	0	1.7	0	0	0	0	0	0	3.3	
vs Penn State	11/20/16	18	5-6	.833	0-0	.000	0-0	.000	2	1	3	2.0	1	1	0	1	0	10	5.0	
SAMFORD	11/23/16	7	0-2	.000	0-0	.000	0-0	.000	0	2	2	2.0	0	0	0	0	0	0	4.0	
LIPSCOMB	11/26/16	29	3-6	.500	0-0	.000	3-5	.600	4	5	9	3.2	2	5	2	5	0	9	4.8	
at Iowa State	12-01-16	12	0-1	.000	0-0	.000	0-0	.000	2	1	3	3.1	0	1	1	0	0	0	4.1	
BOWLING GREEN	12/04/16	14	1-4	.250	0-0	.000	0-0	.000	0	4	4	3.3	1	1	0	0	2	2	3.9	
at Butler	12/10/16	11	0-1	.000	0-0	.000	0-0	.000	0	3	3	3.2	0	0	0	0	0	0	3.4	
TEXAS SOUTHERN	12/13/16	18	5-10	.500	0-1	.000	1-2	.500	1	6	7	3.6	1	3	0	1	1	11	4.2	
FAIRLEIGH DICKINSON	12/17/16	15	5-5	1,000	0-0	.000	0-4	.000	1	2	3	3.5	1	2	0	1	0	10	4.7	
MARSHALL	12/22/16	26	3-6	.500	0-0	.000	2-5	.400	1	4	5	3.7	2	1	3	1	1	8	5.0	
at Temple	12/28/16	21	2-3	.667	0-0	.000	1-1	1,000	1	5	6	3.8	0	2	1	2	1	5	5.0	
TULANE	01/01/17	20	2-5	.400	0-1	.000	2-2	1,000	2	8	10	4.3	1	1	1	0	0	6	5.1	
at Houston	1/7/17	6	0-0	.000	0-0	.000	0-0	.000	0	0	0	4.0	2	0	0	1	0	0	4.7	
SMU	01/12/17	15	2-4	.500	0-0	.000	0-0	.000	0	2	2	3.9	0	0	0	1	0	4	4.7	
at East Carolina	01/15/17	8	0-2	.000	0-0	.000	0-0	.000	0	3	3	3.8	0	1	2	0	0	0	4.4	
TEMPLE	01/18/17	5	1-1	1,000	0-0	.000	0-0	.000	1	0	1	3.7	1	0	1	0	0	2	4.3	
at Tulane	01/21/17	10	3-5	.600	0-0	.000	1-2	.500	1	2	3	3.6	0	0	1	0	0	7	4.4	
XAVIER	01/26/17	4	0-2	.000	0-0	.000	0-0	.000	1	0	1	3.5	1	0	0	0	0	0	4.2	
USF	01/29/17	17	4-8	.500	1-1	1,000	0-2	.000	2	5	7	3.7	2	1	0	0	5	9	4.4	
at Tulsa	02/01/17	6	0-0	.000	0-0	.000	0-0	.000	0	0	0	3.5	0	0	1	0	0	1	4.2	
UCONN	02/04/17	10	0-0	.000	0-0	.000	2-4	.500	1	1	2	3.4	0	2	0	0	0	2	4.1	
UCF	02/08/17	6	1-2	.500	0-0	.000	0-0	.000	1	0	1	3.3	3	0	0	0	0	2	4.0	
at SMU	02/12/17	4	0-0	.000	0-0	.000	0-0	.000	0	0	0	3.2	0	0	0	0	0	0	3.9	
at USF	02/15/17	7	0-0	.000	0-0	.000	0-0	.000	0	1	1	3.1	1	0	1	1	2	0	3.7	
TULSA	02/18/17	10	0-0	.000	0-0	.000	0-0	.000	0	1	1	3.0	0	0	1	0	2	0	3.6	
MEMPHIS	02/23/17	8	2-2	1,000	0-0	.000	2-2	1,000	0	1	1	3.0	0	0	0	0	1	6	3.7	
at UCF	2/26/17	2	0-1	.000	0-0	.000	0-0	.000	0	0	0	2.9	2	0	1	0	0	0	3.6	
HOUSTON	03/02/17	8	1-3	.333	0-0	.000	0-0	.000	0	1	1	2.8	1	0	0	0	0	2	3.5	
at UConn	3/5/17	5	0-3	.000	0-0	.000	0-0	.000	0	1	1	2.7	0	0	0	0	0	0	3.4	
vs Tulsa	3/10/17	11	1-2	.500	0-0	.000	0-0	.000	1	1	2	2.7	2	0	0	0	0	2	3.3	
at UConn	3/11/17	3	0-0	.000	0-0	.000	0-0	.000	0	0	0	2.6	0	0	0	0	0	0	3.2	
vs SMU	3/12/17	1	0-0	.000	0-0	.000	0-0	.000	0	0	0	2.6	0	0	0	0	0	0	3.1	
vs UCLA	03/19/17	3	0-0	.000	0-0	.000	0-0	.000	0	1	1	2.5	0	0	0	0	0	0	3.1	
Totals		0	356	45-90	.500	1-3	.333	16-32	.500	24	64	88	2.5	25	20	16	15	17	107	3.1

## CAREER STATISTICS

			Total		3-Point		F-Throws		Rebounds											Scoring	
Season	gp-gs	min/avg	fg-fga	pct	fg-fga	pct	ft-fga	pct	off	def	tot	avg	pf	fo	ast	to	blk	stl	pts	avg	
2016-17	35-0	356/10.2	45-90	.500	1-3	.333	16-32	.500	24	64	88	2.5	25	0	20	16	15	17	107	3.1	
2017-18	13-0	167/12.8	13-19	.684	0-0	.000	13-19	.684	17	26	43	3.3	14	0	18	11	3	9	39	3.0	
TOTAL	48-0	523/10.9	58-109	.532	1-3	.333	29-51	.569	41	90	131	2.7	39	0	38	27	18	26	146	3.0	





# #14 JACKSON BART

FORWARD • 6-5 • 215 • R-SOPHOMORE • 1L • OKLAHOMA CITY, OKLA. (ORAL ROBERTS)

**2017-18 Season (R-Sophomore):** Scored his first collegiate points, hitting a three-pointer at the buzzer against Richmond (11/21) ... hit a three-pointer against Alabama State (11/27).

**2016-17 Season (R-Freshman):** Played in eight games as a walk-on reserve, averaging 1.4 minutes ... attempted a pair of three-pointers against Tulane (1/1) ... saw a season-high three minutes of action against USF (1/29).

**Prior to Cincinnati:** Was redshirted his freshman season at Oral Roberts (2014-15) ... did not attend college during the 2015-16 academic year ... averaged 9.5 points and 8.0 rebounds as a senior at Bartlesville High School in 2013-14 ... helped guide the Bruins to a regional championship, state tournament appearance and 23-4 record as a sophomore ... earned all-state accolades by the OCA/OBCA and Oklahoma Indian as a senior and was tabbed a Frontier Valley Conference Academic First Team selection ... twice named to the Arvest Invitational All-Tournament Team and also earned Conestoga Energy Classic All-Tournament honors ... holds school records for charges taken in a game (four), season (31) and career (50) ... coached by his father, Tim.

**Personal:** Born Jan. 11, 1996 in Oklahoma City, Oklahoma ... son of Tim and Kristi Bart ... father served as an assistant coach at Oral Roberts (1987-91) ... cousin, Chase Williams played football at Oklahoma during the 1999 campaign ... left-handed.

## SEASON & CAREER STATISTICS

2017-18 SEASON		CAREER
3, 2x (last vs. Alabama State, 11/27/17)	Pts	3, 2x (last vs. Alabama State, 11/27/17)
2, 2x (last vs. Richmond, 11/21/17)	FG Atts	2, 3x (last vs. Richmond, 11/21/17)
1, 2x (last vs. Alabama State, 11/27/17)	FG Made	1, 2x (last vs. Alabama State, 11/27/17)
2, 2x (last vs. Richmond, 11/21/17)	3PT-FG Atts	2, 3x (last vs. Richmond, 11/21/17)
1, 2x (last vs. Alabama State, 11/27/17)	3PT-FG Made	1, 2x (last vs. Alabama State, 11/27/17)
0	FT Atts	0
0	FT Made	0
0	Rebs	0
0	Assts	0
0	Stls	0
0	Blks	0
2 vs. Western Carolina, 11/13/17	Mins	3 vs. USF, 1/29/17

## MISCELLANEOUS STATISTICS

CATEGORY	2016-17	2017-18	CAREER
Double-Figure Scoring Games	0	0	0
Double-Figure Rebounding Games	0	0	0
Double-Double Games	0	0	0
20-Point Scoring Games	0	0	0
Games Led UC in Scoring	0	0	0
Games Led UC in Rebounding	0	0	0
Games Led UC in Assists	0	0	0
Games With 3+ Assists	0	0	0
Games With 3+ Blocks	0	0	0
Games With 3+ Steals	0	0	0
Games With 3+ Three-Pointers	0	0	0

## GAME-BY-GAME STATISTICS

### 2017-18 (R-SOPHOMORE SEASON)


Opponent	Date	gs	min	Total		3-Pointers		Free throws		Rebounds				pf	a	t/o	blk	stl	pts	avg
				fg-fga	pct	3fg-fga	pct	ft-fga	pct	off	def	tot	avg							
SAVANNAH STATE	11/10/17	1	0-0	.000	0-0	.000	0-0	.000	0	0	0	0.0	0	0	0	0	0	0	0	0.0
WESTERN CAROLINA	11/13/17	2	0-2	.000	0-2	.000	0-0	.000	0	0	0	0.0	0	0	0	0	0	0	0	0.0
COPPIN STATE	11/16/17	1	0-0	.000	0-0	.000	0-0	.000	0	0	0	0.0	0	0	0	0	0	0	0	0.0
vs Richmond	11/21/17	1	1-2	.500	1-1	1.000	0-0	.000	0	0	0	0.0	0	0	0	0	0	0	3	0.8
vs Wyoming	11/22/17	1	0-0	.000	0-0	.000	0-0	.000	0	0	0	0.0	0	0	0	0	0	0	0	0.6
ALABAMA STATE	11/27/17	1	1-1	1.000	1-1	1.000	0-0	.000	0	0	0	0.0	0	0	0	0	0	0	3	1.0
UA-PINE BLUFF	12/19/17	1	0-0	.000	0-0	.000	0-0	.000	0	0	0	0.0	0	0	0	0	0	0	0	0.9
CLEVELAND STATE	12/21/17	1	0-0	.000	0-0	.000	0-0	.000	0	0	0	0.0	0	0	0	0	0	0	0	0.8
Totals		0	9	2-5	.400	2-4	.500	0-0	.000	0	0	0	0.0	0	0	0	0	0	6	0.8

### 2016-17 (R-FRESHMAN SEASON)

Opponent	Date	gs	min	Total		3-Pointers		Free throws		Rebounds				pf	a	t/o	blk	stl	pts	avg
				fg-fga	pct	3fg-fga	pct	ft-fga	pct	off	def	tot	avg							
ALBANY	11/14/16	1	0-0	.000	0-0	.000	0-0	.000	0	0	0	0.0	0	0	0	0	0	0	0	0.0
LIPSCOMB	11/26/16	1	0-0	.000	0-0	.000	0-0	.000	0	0	0	0.0	0	0	0	0	0	0	0	0.0
BOWLING GREEN	12/04/16	1	0-0	.000	0-0	.000	0-0	.000	0	0	0	0.0	0	0	0	0	0	0	0	0.0
TEXAS SOUTHERN	12/13/16	1	0-0	.000	0-0	.000	0-0	.000	0	0	0	0.0	0	0	0	1	0	0	0	0.0
FAIRLEIGH DICKINSON	12/17/16	2	0-0	.000	0-0	.000	0-0	.000	0	0	0	0.0	0	0	0	1	0	0	0	0.0
TULANE	01/01/17	2	0-2	.000	0-2	.000	0-0	.000	0	0	0	0.0	0	0	0	0	0	0	0	0.0
USF	01/29/17	3	0-0	.000	0-0	.000	0-0	.000	0	0	0	0.0	0	0	0	0	0	0	0	0.0
HOUSTON	03/02/17	0	0-0	.000	0-0	.000	0-0	.000	0	0	0	0.0	0	0	0	0	0	0	0	0.0
Totals		0	11	0-2	.000	0-2	.000	0-0	.000	0	0	0	0.0	2	0	0	0	0	0	0.0

## CAREER STATISTICS

Season	gp-gs	min/avg	Total		3-Point		F-Throws		Rebounds				Scoring							
			fg-fga	pct	fg-fga	pct	ft-fga	pct	off	def	tot	avg	pf	fo	ast	to	blk	stl	pts	avg
2016-17	8-0	11/1.4	0-2	.000	0-2	.000	0-0	.000	0	0	0	0.0	2	0	0	0	0	0	0	0.0
2017-18	8-0	9/1.1	2-5	.400	2-4	.500	0-0	.000	0	0	0	0.0	0	0	0	0	0	0	6	0.8
TOTAL	16-0	20/1.3	2-7	.286	2-6	.333	0-0	.000	0	0	0	0.0	2	0	0	0	0	0	6	0.4



# #15 CANE BROOME

GUARD • 6-0 • 165 • JUNIOR • TR • EAST HARTFORD, CONN. (SACRED HEART)

## CONFERENCE AWARDS

- » Player of the Year Northeastern Conference (2015-16)
- » First Team (2015-16)
- » All-Rookie Team (2014-15)
- » Player of the Week (NEC: 4X: 2/22/16, 1/5/16, 11/16/15, 12/8/14)
- » Rookie of the Week (NEC: 5X: 3/2/15, 2/23/15, 1/26/15, 12/22/14, 12/8/14)

## OTHER HONORS

- » AP Honorable Mention All-American (2015-16)
- » USBWA All-District I First Team (2015-16)
- » All-ECAC First Team
- » NABC All-District 18 First Team (2015-16)

**2017-18 Season (Senior):** Handed out a season-high six assists against Cleveland State (12/21) ... scored a game-high 17 points on 6-of-9 shooting with a trio of threes against Arkansas-Pine Bluff (12/19) ... tallied a team-high 15 points on 6-of-8 shooting with a pair of steals vs. No. 5 Florida (12/19) ... registered 16 points on 6-of-12 shooting with a season-best five assists at Xavier (12/2) ... tallied 17 points on 6-of-11 shooting with five three-pointers and four assists in his Bearcat debut against Savannah State (11/10) ... led all Bearcats with a game-high 13 points against Richmond (11/21).

**2016-17 Season (Junior):** Sat out the 2016-17 season due to NCAA transfer rules.

**Prior to Cincinnati:** Earned numerous regional and national honors during the 2015-16 season, including Associated Press Honorable Mention All-America, United States Basketball Writers' Association (USBWA) All-District I, First Team All-ECAC, National Association of Basketball Coaches (NABC) All-District 18 accolades and First Team All-MET Basketball Writers' Association accolades ... named the 2015-16 Northeast Conference Player of the Year after ranking eighth in the nation in scoring at 23.1 points per game to go with 4.9 rebounds, 2.9 assists and 1.7 steals in 37.5 minutes for Sacred Heart ... became first underclassman voted NEC Player of the Year since 1992 ... broke the league's sophomore scoring record, becoming the first second-year player in the NEC to average at least 22.0 points per game since 1988-89 ... led all active sophomores in the country with 1,157 career points following the 2015-16 campaign ... scored 30 or more points five times during the 2015-16 season, including a 39-point effort at Fairleigh Dickinson on Feb. 20 ... ranking among the NEC leaders in points (first at 23.1), minutes played (first at 37.5), free-throw attempts (first at 203), three-pointers made (fourth at 2.2), steals (fifth at 1.7), assists (10th at 2.9) and free-throw percentage (14th at .768) in 2015-16 ... named to the NEC All-Rookie Team in 2014-15, ranking eighth in the league, averaging 14.2 points ... named NEC Rookie of the Week five times and NEC Player of the Week once as a freshman ... earned all-state honors and was a two-time all-conference performer at East Hartford High School averaging 27.0 points and 5.0 assists for the Hornets ... named a McDonald's All-American nominee and received NEPSAC AAA Honorable Mention accolades at Saint Thomas More, averaging 12.5 points and 6.0 assists.

**Personal:** Born Nov. 29, 1994 in Hartford, Connecticut ... Son of April Walden-Broome and Sam Broome ... Has a sister, Cane ... left-handed.

## SEASON & CAREER STATISTICS

### 2017-18 SEASON

		CAREER
17, 2x (last vs. UA-Pine Bluff, 12/19/17)	Pts	39 at Fairleigh Dickinson, 2/20/16•
12 at Xavier, 12/2/17	FG Atts	25, 2x (last vs. LIU Brooklyn, 3/2/16)•
6, 5x (last vs. UA-Pine Bluff, 12/19/17)	FG Made	15 vs. LIU Brooklyn, 3/2/16•
9 vs. Savannah State, 11/12/17	3PT-FG Atts	13 at LIU Brooklyn, 1/27/16•
5 vs. Savannah State, 11/12/17	3PT-FG Made	6 at LIU Brooklyn, 1/27/16•
6 at Xavier, 12/2/17	FT Atts	22 at Fairleigh Dickinson, 2/20/16•
4 at UCLA, 12/16/17	FT Made	15 at Fairleigh Dickinson, 2/20/16•
4 vs. Savannah State, 11/12/17	Rebs	10, 2x (last at Bryant, 2/18/16)•
6 vs. Cleveland State, 12/21/17	Assts	6, 3x (vs. Cleveland State, 12/21/17)
3 vs. Western Carolina, 11/13/17	Stls	4, 4x (last vs. Wagner, 1/9/16)•
1 vs. Florida, 12/9/17	Blks	2 at Brown, 12/28/14•
28 vs. Florida, 12/9/17	Mins	44 at Bryant, 3/4/15•


## MISCELLANEOUS STATISTICS

CATEGORY	2014-15•	2015-16•	2017-18	CAREER
Double-Figure Scoring Games	23	29	7	59
Double-Figure Rebounding Games	0	2	0	2
Double-Double Games	0	2	0	2
20-Point Scoring Games	6	20	0	26
Games Led Team in Scoring	10	25	3	38
Games Led Team in Rebounding	3	5	0	8
Games Led Team in Assists	3	14	3	20
Games With 3+ Assists	15	18	8	41
Games With 3+ Blocks	0	0	0	0
Games With 3+ Steals	5	9	1	15
Games With 3+ Three-Pointers	5	12	2	19

• - Statistics from player career at Sacred Heart

## CAREER STATISTICS

			Total		3-Point		F-Throws		Rebounds											Scoring	
Season	gp-gs	min/avg	fg-fga	pct	fg-fga	pct	ft-fa	pct	off	def	tot	avg	pf	fo	ast	to	blk	stl	pts	avg	
2014-15*	31-30	984/31.7	158-358	.441	42-128	.328	84-113	.743	15	107	122	3.9	62	1	77	71	6	33	442	14.3	
2015-16*	30-30	1124/37.5	236-530	.445	66-212	.311	156-203	.768	17	131	148	4.9	71	2	88	115	0	51	694	23.1	
2017-18	13-3	265/20.4	45-88	.511	14-32	.438	23-32	.719	7	18	25	1.9	24	0	40	25	1	17	127	9.8	
TOTAL	13-3	265/20.4	45-88	.511	14-32	.438	23-32	.719	7	18	25	1.9	24	0	40	25	1	17	127	9.8	
All*	74-63	2373/32.1	439-976	.450	122-372	.328	263-348	.756	39	256	295	4.0	157	3	205	211	7	101	1263	17.1	



# #15 CANE BROOME

GUARD • 6-0 • 165 • JUNIOR • TR • EAST HARTFORD, CONN. (SACRED HEART)

## GAME-BY-GAME STATISTICS

### 2017-18 (JUNIOR SEASON)


Opponent	Date	gs	min	Total		3-Pointers		Free throws		Rebounds			pf	a	tlo	blk	stl	pts	avg		
				fg-fga	pct	3fg-fga	pct	ft-fa	pct	off	def	tot								avg	
SAVANNAH STATE	11/10/17	*	20	6-11	.545	5-9	.556	0-0	.000	0	4	4	4.0	2	4	6	0	17	17.0		
WESTERN CAROLINA	11/13/17		20	6-11	.545	2-3	.667	1-2	.500	1	1	2	3.0	2	4	0	0	15	16.0		
COPPIN STATE	11/16/17	*	21	1-3	.333	0-1	.000	2-4	.500	0	1	1	2.3	0	2	1	0	1	4	12.0	
vs Buffalo	11/20/17	*	12	0-1	.000	0-0	.000	2-2	1.000	0	2	2	2.3	3	1	2	0	1	2	9.5	
vs Richmond	11/21/17		23	5-7	.714	0-0	.000	3-4	.750	0	2	2	2.2	2	1	5	0	2	13	10.2	
vs Wyoming	11/22/17		14	4-8	.500	0-1	.000	2-2	1.000	2	0	2	2.2	2	3	2	0	2	10	10.2	
ALABAMA STATE	11/27/17		17	1-5	.200	0-2	.000	0-0	.000	0	0	0	1.9	1	4	0	0	2	9.0		
at Xavier	12/02/17		27	6-12	.500	1-4	.250	3-6	.500	0	2	2	1.9	4	5	2	0	1	16	9.9	
vs Florida	12/09/17		28	6-8	.750	1-2	.500	2-4	.500	0	3	3	2.0	2	0	2	1	2	15	10.4	
MISSISSIPPI ST.	12/12/17		20	1-4	.250	0-1	.000	0-0	.000	0	0	0	1.8	1	4	2	0	2	2	9.6	
at UCLA	12/16/17		20	2-6	.333	1-2	.500	4-4	1.000	1	1	2	1.8	0	3	1	0	1	9	9.5	
UA-PINE BLUFF	12/19/17		26	6-9	.667	3-5	.600	2-2	1.000	2	1	3	1.9	3	3	1	0	1	17	10.2	
CLEVELAND STATE	12/21/17		17	1-3	.333	1-2	.500	2-2	1.000	1	1	2	1.9	2	6	1	0	1	5	9.8	
Totals			3	265	45-88	.511	14-32	.438	23-32	.719	7	18	25	1.9	24	40	25	1	17	127	9.8

### 2014-15 (FRESHMAN SEASON)

Opponent	Date	S	Min	TOTAL		3PTERS		REBOUNDS				PF-FO	A	TO	Blk	Stl	Pts-Avg	
				FG-FGA	Pct	3FG-FGA	Pct	FT-FTA	Pct	Off-Def-Tot	Avg							
vs. Hartford	11/14/14	*	25	3-9	.333	0-4	.000	2-2	1.000	1-0-1	1.0	2-0	1	2	0	2	8-8.0	
UMASS-LOWELL	11/20/14	*	29	3-9	.333	0-4	.000	2-3	.667	0-6-6	3.5	2-0	5	2	1	1	8-8.0	
at Ohio State	11/23/14	*	30	3-10	.300	1-4	.250	1-1	1.000	0-4-4	3.7	1-0	1	6	0	0	8-8.0	
at James Madison	11/26/14	*	34	6-19	.316	1-7	.143	2-5	.400	3-5-8	4.8	3-0	4	3	1	3	15-9.8	
CAMPBELL	11/30/14	*	22	2-6	.333	0-2	.000	3-3	1.000	0-2-2	4.2	0-0	1	1	0	2	7-9.2	
at Colgate	12/3/14	*	38	9-13	.692	0-1	.000	3-3	1.000	0-4-4	4.2	3-0	2	3	0	3	21-11.2	
HOLY CROSS	12/6/14	*	34	7-12	.583	2-3	.667	9-10	.900	0-9-9	4.9	2-0	3	3	0	1	25-13.1	
at Lafayette	12/8/14	*	38	5-10	.500	2-5	.400	2-2	1.000	0-4-4	4.8	0-0	3	1	0	0	14-13.3	
MITCHELL	12/14/14	*	21	6-7	.857	1-1	1.000	2-3	.667	0-1-1	4.3	1-0	4	1	0	2	15-13.4	
NEW HAMPSHIRE	12/20/14	*	34	10-11	.909	2-3	.667	3-4	.750	0-4-4	4.3	1-0	1	0	0	2	25-14.6	
at Rutgers	12/23/14	*	30	4-10	.400	1-4	.250	3-5	.600	0-3-3	4.2	0-0	2	5	0	0	12-14.4	
at Brown	12/28/14	*	30	9-15	.600	3-5	.600	2-3	.667	0-5-5	4.3	5-1	4	2	2	3	23-15.1	
YALE	12/30/14	*	28	1-8	.125	0-3	.000	0-0	.000	0-3-3	4.2	1-0	4	2	0	1	2-14.1	
ST. FRANCIS BROOKLYN	1/3/15	*	34	5-10	.500	1-3	.333	2-5	.400	1-1-2	4.0	1-0	1	1	0	3	13-14.0	
CENTRAL CONN	1/5/15	*	34	5-13	.385	2-5	.400	4-4	1.000	0-7-7	4.2	3-0	4	2	0	0	16-14.1	
at LIU Brooklyn	1/8/15	*	43	7-17	.412	0-4	.000	2-2	1.000	3-2-5	4.3	4-0	2	1	0	3	16-14.3	
SAINT FRANCIS	1/10/15	*	34	3-14	.214	1-4	.250	5-6	.833	1-6-7	4.4	3-0	1	1	0	1	12-14.1	
at Saint Francis	1/16/15	*	37	5-14	.357	2-7	.286	1-2	.500	0-4-4	4.4	3-0	1	3	0	0	13-14.1	
at Robert Morris	1/18/15	*	23	4-7	.571	0-2	.000	1-1	1.000	0-1-1	4.2	1-0	2	1	0	0	9-13.8	
FAIRLEIGH DICKINSON	1/22/15	*	34	4-11	.364	1-2	.500	4-6	.667	2-4-6	4.3	3-0	3	7	0	0	13-13.8	
at Bryant	1/24/15	*	29	7-10	.700	3-4	.750	1-1	1.000	1-3-4	4.3	2-0	1	0	1	0	18-14.0	
at Wagner	1/29/15	*	31	5-13	.385	1-4	.250	1-2	.500	0-4-4	4.3	4-0	3	2	0	0	12-13.9	
MOUNT ST. MARY'S	1/31/15	*	27	2-10	.200	0-1	.000	4-8	.500	0-4-4	4.3	3-0	1	6	0	0	8-13.6	
WAGNER	2/5/15	*	35	5-12	.417	2-4	.500	4-4	1.000	1-1-2	4.2	2-0	3	2	0	1	16-13.7	
BRYANT	2/7/15	*	40	4-13	.308	2-7	.286	7-8	.875	0-3-3	4.1	0-0	4	1	0	1	17-13.8	
at Mount St. Mary's	2/12/15	*	20	2-9	.222	1-4	.250	0-1	.000	0-3-3	4.1	3-0	1	5	0	0	5-13.5	
at St. Francis Brooklyn	2/14/15	*	31	3-8	.375	2-4	.500	4-4	1.000	0-1-1	4.0	3-0	2	1	0	0	12-13.4	
ROBERT MORRIS	2/19/15	*	31	4-9	.444	3-6	.500	5-6	.833	0-1-1	3.9	2-0	5	1	0	8	16-13.5	
at Central Conn	2/21/15	*	36	6-14	.429	3-7	.429	2-4	.500	1-3-4	3.9	2-0	3	1	1	1	17-13.7	
at Fairleigh Dickinson	2/26/15		28	10-17	.588	2-4	.500	1-3	.333	0-7-7	4.0	1-0	1	4	0	0	23-14.0	
at Bryant	3/4/15	*	44	9-18	.500	3-10	.300	2-2	1.000	1-2-3	3.9	1-0	4	1	0	1	23-14.3	
Totals			30	984	158-358	.441	42-128	.328	84-113	.743	15-107-122	3.9	62-1	77	71	6	33	442-14.3

### 2015-16 (SOPHOMORE SEASON)

Opponent	Date	S	Min	TOTAL		3PTERS		REBOUNDS				PF-FO	A	TO	Blk	Stl	Pts-Avg	
				FG-FGA	Pct	3FG-FGA	Pct	FT-FTA	Pct	Off-Def-Tot	Avg							
vs Quinnipiac	11/13/15	*	37	7-16	.438	1-6	.167	12-20	.600	0-6-6	6.0	3-0	0	1	0	4	27-27.0	
at Yale	11/16/15	*	39	10-14	.714	3-7	.429	9-9	1.000	0-2-2	4.0	1-0	5	7	0	1	32-29.5	
at UMass-Lowell	11/18/15	*	39	6-12	.500	1-5	.200	7-10	.700	1-9-10	6.0	2-0	3	5	0	1	20-26.3	
at Fairfield	11/21/15	*	39	5-17	.294	3-9	.333	5-6	.833	0-3-3	5.3	1-0	4	3	0	1	18-24.3	
at Holy Cross	11/25/15	*	39	7-14	.500	4-9	.444	1-2	.500	0-6-6	5.4	4-0	4	4	0	1	19-23.2	
at UConn	12/2/15	*	37	3-16	.188	1-7	.143	0-0	.000	0-6-6	5.5	2-0	2	2	0	1	7-20.5	
at Towson	12/5/15	*	34	3-13	.231	1-4	.250	3-4	.750	0-4-4	5.3	1-0	5	1	0	4	10-19.0	
LAFAYETTE	12/12/15	*	38	7-20	.350	1-8	.125	5-6	.833	1-1-2	4.9	4-0	2	5	0	4	20-19.1	
at Hartford	12/14/15	*	31	6-14	.429	3-9	.333	0-0	.000	0-6-6	5.0	4-0	4	5	0	1	15-18.7	
at Northwestern	12/21/15	*	37	9-20	.450	5-11	.455	3-7	.429	1-2-3	4.8	3-0	2	6	0	1	26-19.4	
at Hofstra	12/28/15	*	38	11-23	.478	3-10	.300	0-0	.000	2-6-8	5.1	1-0	2	5	0	1	25-19.9	
at Robert Morris	1/2/16	*	40	11-22	.500	3-7	.429	8-9	.889	1-7-8	5.3	2-0	1	2	0	3	33-21.0	
at Saint Francis	1/4/16	*	40	9-21	.429	1-4	.250	10-12	.833	0-4-4	5.2	4-0	3	4	0	1	29-21.6	
FAIRLEIGH DICKINSON	1/7/16	*	40	8-15	.533	2-5	.400	6-10	.600	0-2-2	5.0	2-0	3	4	0	3	24-21.8	
WAGNER	1/9/16	*	37	3-14	.214	2-7	.286	3-3	1.000	0-0-0	4.7	3-0	2	2	0	4	11-21.1	
at Central Conn	1/14/16	*	38	10-17	.588	2-5	.400	2-2	1.000	1-1-2	4.5	4-0	3	3	0	0	24-21.3	
at St. Francis Brooklyn	1/16/16	*	34	5-15	.333	2-6	.333	6-7	.857	1-4-5	4.5	0-0	2	2	0	0	18-21.1	
MOUNT ST. MARY'S	1/21/16	*	37	9-19	.474	1-5	.200	5-5	1.000	0-6-6	4.6	2-0	4	6	0	0	24-21.2	
at Wagner	1/24/16	*	36	4-10	.400	3-7	.429	6-8	.750	2-2-4	4.6	2-0	1	6	0	1	17-21.0	
at LIU Brooklyn	1/27/16	*	39	11-25	.440	6-13	.462	10-13	.769	1-2-3	4.5	5-1	3	4	0	3	38-21.9	
BRYANT	1/30/16	*	39	6-19	.316	2-8	.250	3-5	.600	0-4-4	4.5	3-0	2	4	0	2	17-21.6	
ST. FRANCIS BROOKLYN	2/4/16	*	40	11-21	.524	1-7	.143	5-5	1.000	0-6-6	4.5	2-0	4	9	0	0	28-21.9	
LIU BROOKLYN	2/6/16	*	35	6-18	.333	2-7	.286	5-9	.556	0-7-7	4.7	5-1	3	3	0	1	19-21.8	
at Mount St. Mary's	2/11/16	*	36	9-18	.500	1-8	.125	1-1	1.000	0-5-5	4.7	2-0	1	5	0	1	20-21.7	
CENTRAL CONN	2/13/16	*	30	9-15	.600	2-4	.500	8-9	.889	0-4-4	4.6	2-0	3	0	0	3	28-22.0	
at Bryant	2/18/16	*	39	11-21	.524	0-4	.000	5-6	.833	3-7-10	4.8	1-0	4	5	0	3	27-22.2	
at Fairleigh Dickinson	2/20/16	*	38	10-21	.476	4-11	.364	15-22	.682	1-5-6	4.9	1-0	6	0	0	1	39-22.8	
ROBERT MORRIS	2/25/16	*	40	8-21	.381	0-6	.000	5-5	1.000	1-3-4	4.9	3-0	3	4	0	2	21-22.7	
SAINT FRANCIS	2/27/16	*	38	7-14	.500	3-6	.5000	6-6	1.000	0-4-4	4.8	0-0	2	2	0	1	23-22.7	
LIU BROOKLYN	3/2/16	*	40	15-25	.600	3-7	.429	2-2	1.000	1-7-8	4.9	2-0	1	6	0	2	35-23.1	
Totals			30	1124	236-530	.445	66-212	31	156-203	.768	17-131-148	4.9	71-2	88	115	0	51	694-23.1



# #20 MAMOUDOU DIARRA

FORWARD • 6-9 • 215 • FRESHMAN • HS • BAMAKO, MALI (22 FEET ACADEMY [S.C.] )

**2017-18 Season (Freshman):** Posted nine points and six rebounds in 12 minutes against Western Carolina (11/13/17).

**Prior to Cincinnati:** Helped 22 Feet Academy to a 29-9 record in 2016-17 while earning First Team All-Grind Session accolades and averaging 18.5 points, 10.2 rebounds and 3.2 blocks ... honored as one of 30 campers from 23 countries invited to participate in the NBA's Basketball Without Borders Camp surrounding the 2015 NBA All-Star Game.

**Personal:** Born Oct. 4, 1997 in Bamako, Mali ... son of Mastan Bah and Salifou Diarra ... has one sister, Kadidia ... his aunt Marietou Diarra played professional basketball in France ... right-handed ... named pronounced as "MAMA-doo DEE-are-eh."

## SEASON & CAREER STATISTICS

2017-18 SEASON			CAREER
9 vs. Western Carolina, 11/13/17	Pts	9	vs. Western Carolina, 11/13/17
6 vs. Western Carolina, 11/13/17	FG Atts	6	vs. Western Carolina, 11/13/17
3 vs. Western Carolina, 11/13/17	FG Made	3	vs. Western Carolina, 11/13/17
2 vs. Coppin State, 11/16/17	3PT-FG Atts	2	vs. Coppin State, 11/16/17
1 vs. Coppin State, 11/16/17	3PT-FG Made	1	vs. Coppin State, 11/16/17
4 vs. Western Carolina, 11/13/17	FT Atts	4	vs. Western Carolina, 11/13/17
3 vs. Western Carolina, 11/13/17	FT Made	3	vs. Western Carolina, 11/13/17
6 vs. Western Carolina, 11/13/17	Rebs	6	vs. Western Carolina, 11/13/17
1, 2x (last vs. UA-Pine Bluff, 12/19/17)	Assts	1, 2x (last vs. UA-Pine Bluff, 12/19/17)	
0	Stls	0	
2 vs. Alabama State, 11/27/17	Blks	2	vs. Alabama State, 11/27/17
12, 2x (last vs. UA-Pine Bluff, 12/19/17)	Mins	12, 2x (last vs. UA-Pine Bluff, 12/19/17)	

## MISCELLANEOUS STATISTICS

CATEGORY	2017-18	CAREER
Double-Figure Scoring Games	0	0
Double-Figure Rebounding Games	0	0
Double-Double Games	0	0
20-Point Scoring Games	0	0
Games Led UC in Scoring	0	0
Games Led UC in Rebounding	0	0
Games Led UC in Assists	0	0
Games With 3+ Assists	0	0
Games With 3+ Blocks	0	0
Games With 3+ Steals	0	0
Games With 3+ Three-Pointers	0	0

## GAME-BY-GAME STATISTICS

### 2017-18 (FRESHMAN SEASON)

Opponent	Date	gs	min	Total		3-Pointers		Free throws		Rebounds			pf	a	to	blk	stl	pts	avg	
				fg	fga	3fg	3fga	ft	fta	off	def	tot								avg
SAVANNAH STATE	11/10/17	0	0-0	.000	0-0	.000	0-0	.000	0	0	0	0.0	0	1	0	0	0	0.0		
WESTERN CAROLINA	11/13/17	12	3-6	.500	0-0	.000	3-4	.750	2	4	6	3.0	1	0	0	1	0	9	4.5	
COPPIN STATE	11/16/17	9	1-5	.200	1-2	.500	2-2	1.000	1	2	3	3.0	0	1	1	1	0	5	4.7	
ALABAMA STATE	11/27/17	8	1-4	.250	0-0	.000	0-0	.000	1	1	2	2.8	1	0	0	2	1	2	4.0	
MISSISSIPPI ST.	12/12/17	1	0-0	.000	0-0	.000	0-0	.000	0	0	0	2.2	0	0	0	0	0	0	3.2	
UA-PINE BLUFF	12/19/17	12	1-3	.333	0-0	.000	0-0	.000	1	0	1	2.0	1	1	2	1	0	2	3.0	
Totals		0	42	6-18	.333	1-2	.500	5-6	.833	5	7	12	2.0	3	2	4	5	1	18	3.0

## CAREER STATISTICS

Season	gp-gs	min/avg	Total		3-Point		F-Throws		Rebounds											Scoring	
			fg-fga	pct	fg-fga	pct	ft-fta	pct	off	def	tot	avg	pf	fo	ast	to	blk	stl	pts	avg	
2017-18	6-0	42/7.0	6-18	.333	1-2	.500	5-6	.833	5	7	12	2.0	3	0	2	4	5	1	18	3.0	
TOTAL	6-0	42/7.0	6-18	.333	1-2	.500	5-6	.833	5	7	12	2.0	3	0	2	4	5	1	18	3.0	





# #22 ELIEL NSOSEME

FORWARD/CENTER • 6-9 • 220 • FRESHMAN • HS • KINSASHA, CONGO (RISE CENTRE ACADEMY [ONTARIO])

**2017-18 Season (Freshman):** Recorded a season-best four blocks in eight minutes at Xavier (12/2) ... pulled down eight rebounds in 13 minutes against Savannah State (11/10).

**Prior to Cincinnati:** Averaged 14 points, 13 rebounds and 6.5 blocks while earning team most valuable player honors at The RISA Centre Academy in Brantford, Ontario, Canada ... named a 2016 Adidas Nation All-Star for team Canada ... earned most valuable player honors at the 2016 Pinky Lewis Invitational ... produced six triple-doubles (points, rebounds, blocks) while averaging 14 points, 11 rebounds and six blocks per game during the 2015-16 season at Clarkson Academy in Mississauga, Ontario, Canada.

**Personal:** Born June 18, 1997 in Kinshasa, the Democratic Republic of Congo ... son of Nicole and Jean Nsoseme ... has four sisters, Grace, Dora, Mirielle, and a brother, David ... left-handed ... named pronounced as "A-lee-el SO-sem-eh."

## SEASON & CAREER STATISTICS

2017-18 SEASON		CAREER
3 vs. Savannah State, 11/10/17	Pts	3 vs. Savannah State, 11/10/17
3 vs. Savannah State, 11/10/17	FG Atts	3 vs. Savannah State, 11/10/17
1, 2x (last vs. Coppin State, 11/16/17)	FG Made	1, 2x (last vs. Coppin State, 11/16/17)
0	3PT-FG Atts	0
0	3PT-FG Made	0
5 vs. Savannah State, 11/10/17	FT Atts	5 vs. Savannah State, 11/10/17
1, 3x (last vs. Wyoming, 11/22/17)	FT Made	1, 3x (last vs. Wyoming, 11/22/17)
8 vs. Savannah State, 11/10/17	Rebs	8 vs. Savannah State, 11/10/17
2 vs. Coppin State, 11/16/17	Assts	2 vs. Coppin State, 11/16/17
1, 2x at UCLA, 12/16/17	Stls	1, 2x at UCLA, 12/16/17
4 at Xavier, 12/2/17	Blks	4 at Xavier, 12/2/17
13, 2x (last vs. Coppin State, 11/16/17)	Mins	13, 2x (last vs. Coppin State, 11/16/17)

## MISCELLANEOUS STATISTICS

CATEGORY	2017-18	CAREER
Double-Figure Scoring Games	0	0
Double-Figure Rebounding Games	0	0
Double-Double Games	0	0
20-Point Scoring Games	0	0
Games Led UC in Scoring	0	0
Games Led UC in Rebounding	0	0
Games Led UC in Assists	0	0
Games With 3+ Assists	0	0
Games With 3+ Blocks	1	1
Games With 3+ Steals	0	0
Games With 3+ Three-Pointers	0	0


## GAME-BY-GAME STATISTICS

### 2017-18 (FRESHMAN SEASON)

Opponent	Date	gs	min	Total		3-Pointers		Free throws		Rebounds		pf	a	t/o	blk	stl	pts	avg		
				fg-fga	pct	3fg-fga	pct	ft-fa	pct	off	def								tot	avg
SAVANNAH STATE	11/10/17	13	1-3	.333	0-0	.000	1-5	.200	4	4	8	8.0	2	0	2	1	0	3	3.0	
COPPIN STATE	11/16/17	13	1-1	1.000	0-0	.000	0-1	.000	1	4	5	6.5	3	2	1	0	0	2	2.5	
vs Buffalo	11/20/17	0	0-0	.000	0-0	.000	0-0	.000	0	0	0	4.3	0	0	1	0	0	0	1.7	
vs Richmond	11/21/17	7	0-0	.000	0-0	.000	0-1	.000	0	1	1	3.5	1	0	0	0	0	0	1.3	
vs Wyoming	11/22/17	2	0-0	.000	0-0	.000	1-2	.500	0	0	0	2.8	0	0	0	0	0	1	1.2	
ALABAMA STATE	11/27/17	8	0-0	.000	0-0	.000	0-1	.000	2	2	4	3.0	1	0	1	0	0	0	1.0	
at Xavier	12/02/17	8	0-0	.000	0-0	.000	0-0	.000	0	3	3	3.0	2	1	0	4	1	0	0.9	
vs Florida	12/09/17	1	0-0	.000	0-0	.000	0-0	.000	0	0	0	2.6	1	0	1	0	0	0	0.8	
at UCLA	12/16/17	6	0-0	.000	0-0	.000	0-0	.000	0	1	1	2.4	0	0	0	0	1	0	0.7	
UA-PINE BLUFF	12/19/17	7	0-0	.000	0-0	.000	0-0	.000	0	1	1	2.3	0	1	1	0	0	0	0.6	
CLEVELAND STATE	12/21/17	2	0-0	.000	0-0	.000	0-0	.000	0	1	1	2.2	0	0	0	0	0	0	0.5	
Totals		0	67	2-4	.500	0-0	.000	2-10	.200	7	17	24	2.2	10	4	7	5	2	6	0.5

## CAREER STATISTICS

			Total		3-Point		F-Throws		Rebounds											Scoring	
Season	gp-gs	min/avg	fg-fga	pct	fg-fga	pct	ft-fa	pct	off	def	tot	avg	pf	fo	ast	to	blk	stl	pts	avg	
2017-18	11-0	67/6.1	2-4	.500	0-0	.000	2-10	.200	7	17	24	2.2	10	0	4	7	5	2	6	0.5	
TOTAL	11-0	67/6.1	2-4	.500	0-0	.000	2-10	.200	7	17	24	2.2	10	0	4	7	5	2	6	0.5	



# #24 KYLE WASHINGTON

FORWARD • 6-9 • 230 • SENIOR • 1L • CHAMPLIN, MINN. (NC STATE)

## CONFERENCE AWARDS

- » Second Team (2016-17)
- » Player of the Week (12/5/16)
- » Weekly Honor Roll (6x: 2/13/17, 2/6/17, 1/16/17, 1/9/17, 11/28/16 & 11/21/16)

## OTHER AWARDS

- » Lute Olson Award National Player of the Week (12/18/17)
- » Naismith Memorial Hall of Fame Tip-Off All-Tournament Team (2016)

## MOMENTS

- » Scored a career-high 27 points on 11-of-18 shooting with a trio of threes & eight rebounds vs. UConn (2/4/17)
- » Posted 24 points on 11-of-13 shooting with six rebounds and three blocks vs. Bowling Green (12/4/16)
- » Posted 23 points on 8-of-15 shooting with 10 rebounds and four blocks against No. 21 Rhode Island (11/19/16)
- » Pulled down a career-high 17 rebounds vs. Penn State (11/20/16), most by a Bearcat since Cedric McGowan grabbed 20 rebounds vs. DePaul in 2006.
- » Scored in double figures nine times during 2014-15 season at NC State, including in six games against teams that later advanced to the NCAA Tournament
- » Recorded a double-double with 14 points and 10 rebounds as a freshman at No. 1 Syracuse (2/15/14)

**2017-18 Season (Senior):** Registered 14 points with a game-high nine rebounds against Cleveland State (12/21) ... posted a season-high 19 points on 7-of-11 shooting while matching a career-high with four steals at UCLA (12/16) ... poured in 16 points on 8-of-15 shooting with five rebounds against Mississippi State (12/12) ... registered his first double-double of the season with 16 points and a game-high 11 rebounds against Wyoming (11/22) ... posted 14 points with seven rebounds and two blocks against Western Carolina (11/13).

**2016-17 Season (Junior):** Started 35 of 36 games played, averaging 12.9 points, 6.8 rebounds and 1.2 blocks while shooting 51.0 percent (184 of 361) from the field in 24.7 minutes ... named second team all-conference ... tabbed The American's Player of the Week (12/5) and The American's Weekly Honor Roll six times (11/21, 11/28, 1/9, 1/16, 2/6, 2/13) ... ranked among the conference leaders in field goal percentage (fifth at .510), double-doubles (tied for sixth with seven), blocks (tied for ninth at 1.2), rebounds (14th at 6.8) and points (17th at 12.9) ... registered four 20-point games ... led the team in double-figure games 24 times, scoring 13 times and rebounding 11 times ... named to the Naismith Memorial Hall of Fame Tip-Off All-Tournament Team after averaging a combined 19.5 points, 13.5 rebounds and 2.5 blocks against No. 21 Rhode Island (11/19) and Penn State (11/20) ... scored a career-high 27 points on 11-of-18 shooting with a trio of threes and eight rebounds vs. UConn (2/4) ... pulled down a career-high 17 rebounds against Penn State (11/20), the most by a Bearcat since Cedric McGowan grabbed 20 rebounds vs. DePaul in 2006 ... posted 24 points on 11-of-13 shooting with six rebounds and three blocks against Bowling Green (12/4) ... recorded 12 points, eight rebounds and four blocks against No. 24 Xavier (1/26).

**2015-16 Season (Junior):** Sat out the 2015-16 season due to NCAA transfer rules.

**Prior to Cincinnati:** Started 18 of 34 games as a sophomore at NC State in 2014-15, averaging 6.8 points and 4.1 rebounds in 17.8 minutes ... reached double figures in scoring in nine games, including six matchups against teams that participated in the NCAA Tournament ... scored a season-high 17 points twice, at Purdue (12/2/14) and against North Carolina (1/14/15) ... started 25 of 36 games as a freshman for the Wolfpack during the 2013-14 campaign, averaging 4.2 points and 4.0 rebounds in 19.9 minutes ... posted a double-double with a season-high 14 points and 10 rebounds at No. 1 Syracuse (2/15/14) ... pulled down seven rebounds and blocked four shots against North Carolina (2/26/14) ... ranked in the top 100 nationally by Rivals.com (93) and ESPN.com (97) ... averaged 12 points and 10 rebounds at Brewster Academy (New Hampshire) during the 2012-13 season ... helped lead the Bobcats to a 32-6 record and the 2013 NEPSAC championship ... averaged 15 points and 10 rebounds at The Hotchkiss School (Connecticut) during the 2011-12 season ... earned three varsity letters at Benilde-St. Margaret's School (Minnesota) from 2009-11.

**Personal:** Born Aug. 18, 1993 ... Son of Tami Hill-Washington and Curtis Washington ... has one brother, Tyler ... left-handed.

## SEASON & CAREER STATISTICS

### 2017-18 SEASON

		CAREER (• SET AT NC STATE)
19 at UCLA, 12/16/17	Pts	27 vs. UConn, 2/4/17
15 vs. Mississippi State, 12/12/17	FG Atts	18 vs. UConn, 2/4/17
8, 2x (last vs. Mississippi State, 12/12/17)	FG Made	11, 2x (last vs. UConn, 2/4/17)
2 at UCLA, 12/16/17	3PT-FG Atts	5, 2x (last vs. UCF, 2/8/17)
1, 4x (last at UCLA, 12/16/17)	3PT-FG Made	3 vs. UConn, 2/4/17
6, 2x (last at UCLA, 12/16/17)	FT Atts	14 vs. Xavier, 1/26/17
6 vs. Buffalo, 11/20/17	FT Made	7 vs. Miami, 3/13/14•
11 vs. Wyoming, 11/22/17	Rebs	17 vs. Penn State, 11/20/16
1, 5x (last at UCLA, 12/16/17)	Assts	5, 2x (last at SMU, 2/12/17)
4 at UCLA, 12/16/17	Stls	4, 2x (last at UCLA, 12/16/17)
2, 4x (last at UCLA, 12/16/17)	Blks	4, 6x (last vs. Xavier, 1/26/17)
31 vs. Mississippi State, 12/12/17	Mins	38 at SMU, 2/12/17

## MISCELLANEOUS STATISTICS

CATEGORY	2014-15•	2015-16•	2016-17	2017-18	CAREER
Double-Figure Scoring Games	4	9	23	8	44
Double-Figure Rebounding Games	3	2	7	1	13
Double-Double Games	1	2	7	1	11
20-Point Scoring Games	0	0	4	0	4
Games Led Team in Scoring	0	2	13	1	16
Games Led Team in Rebounding	4	9	11	2	26
Games Led Team in Assists	0	0	1	0	1
Games With 3+ Assists	0	1	2	0	3
Games With 3+ Blocks	2	5	6	0	13
Games With 3+ Steals	0	0	1	1	2
Games With 3+ Three-Pointers	0	0	1	0	1

•-Statistics from playing career at NC State

## CAREER STATISTICS

Season	gp-gs	min/avg	Total		3-Point		F-Throws		Rebounds				Scoring					
			fg-fga	pct	fg-fga	pct	ft-fa	pct	off	def	tot	avg	pf	fo	ast	to	blk	stl
2013-14*	36-25	718/19.9	73-168	.435	0-2	.000	27-48	.563	29	110	139	3.9	77	1	16	35	21	6
2014-15*	34-18	604/17.8	98-210	.467	7-13	.538	28-39	.718	40	99	139	4.1	71	0	15	32	37	7
2016-17	36-35	889/24.7	184-361	.510	15-42	.357	81-114	.711	78	165	243	6.8	91	2	31	53	42	13
2017-18	13-11	277/21.3	55-99	.556	4-9	.444	24-36	.667	16	49	65	5.0	22	0	5	17	11	7
TOTAL	49-46	1166/23.8	239-460	.520	19-51	.373	105-150	.700	94	214	308	6.3	113	2	36	70	53	20
All*	119-89	2488/20.9	410-838	.489	26-66	.394	160-237	.675	163	423	586	4.9	261	3	67	137	111	33



# #24 KYLE WASHINGTON

FORWARD • 6-9 • 230 • SENIOR • 1L • CHAMPLIN, MINN. (NC STATE)

## GAME-BY-GAME STATISTICS

### 2017-18 (SENIOR SEASON AT CINCINNATI)


Opponent	Date	gs	min	Total		3-Pointers		Free throws		Rebounds			pf	a	tlo	blk	stl	pts	avg		
				fg-fga	pct	3fg-fga	pct	ft-fga	pct	off	def	tot								avg	
SAVANNAH STATE	11/10/17	*	16	2-3	.667	0-0	.000	1-1	1.000	0	4	4	4.0	3	0	2	0	5	5.0		
WESTERN CAROLINA	11/13/17		18	4-7	.571	1-1	1.000	5-5	1.000	1	6	7	5.5	2	0	3	2	0	14	9.5	
COPPIN STATE	11/16/17	*	20	5-11	.455	0-1	.000	1-4	.250	1	5	6	5.7	1	1	0	2	0	11	10.0	
vs Buffalo	11/20/17	*	24	3-8	.375	1-1	1.000	6-6	1.000	3	1	4	5.3	2	0	0	0	0	13	10.8	
vs Richmond	11/21/17		18	2-2	1.000	0-0	.000	2-2	1.000	1	1	2	4.6	2	1	2	0	1	6	9.8	
vs Wyoming	11/22/17	*	29	8-12	.667	0-0	.000	0-1	.000	4	7	11	5.7	3	1	1	2	0	16	10.8	
ALABAMA STATE	11/27/17	*	13	4-5	.800	0-0	.000	0-0	.000	2	3	5	5.6	0	0	0	0	0	8	10.4	
at Xavier	12/02/17	*	14	0-4	.000	0-1	.000	0-0	.000	0	2	2	5.1	1	0	0	1	0	0	9.1	
vs Florida	12/09/17	*	23	4-8	.500	1-1	1.000	2-2	1.000	0	4	4	5.0	3	0	4	1	1	11	9.3	
MISSISSIPPI ST.	12/12/17	*	31	8-15	.533	0-1	.000	0-0	.000	0	5	5	5.0	1	1	1	1	0	16	10.0	
at UCLA	12/16/17	*	29	7-11	.636	1-2	.500	4-6	.667	0	4	4	4.9	2	1	2	2	4	19	10.8	
UA-PINE BLUFF	12/19/17	*	17	2-6	.333	0-0	.000	1-4	.250	0	2	2	4.7	0	0	1	0	1	5	10.3	
CLEVELAND STATE	12/21/17	*	25	6-7	.857	0-1	.000	2-5	.400	4	5	9	5.0	2	0	1	0	0	14	10.6	
Totals			11	277	55-99	556	4-9	.444	24-36	.667	16	49	65	5.0	22	5	17	11	7	138	10.6

### 2014-15 (SOPHOMORE SEASON AT NC STATE)

Opponent	Date	S	Min	TOTAL		3PTERS		REBOUNDS			PF	FO	A	TO	Blk	Stl	Pts-Avg	
				FG-FGA	Pct	3FG-FGA	Pct	FT-FTA	Pct	Off-Def-Tot								Avg
JACKSON STATE	11/14/14	*	18	2-5	.400	0-0	.000	3-4	.750	0-9-9	9.0	1-0	1	1	2	0	7-7.0	
HOFSTRA	11/17/14	*	21	1-6	.167	0-1	.000	0-1	.000	1-5-6	7.5	4-0	0	3	1	0	2-4.5	
JACKSONVILLE	11/20/14	*	12	3-4	.750	0-0	.000	1-1	1.000	0-1-1	5.3	4-0	1	0	2	0	7-5.3	
USF	11/23/14		16	4-10	.400	0-0	.000	0-0	.000	2-3-5	5.3	1-0	0	0	0	0	8-6.0	
RICHMOND	11/26/14		27	3-6	.500	1-1	1.000	2-2	1.000	3-2-5	5.2	0-0	0	2	2	0	9-6.6	
BOISE STATE	11/28/14		21	3-8	.375	0-1	.000	2-2	1.000	0-6-6	5.3	3-0	0	0	0	0	8-6.8	
at Purdue	12/2/14		28	8-15	.533	1-1	1.000	0-0	.000	3-6-9	5.9	2-0	0	0	2	0	17-8.3	
WAKE FOREST	12/6/14		20	3-5	.600	0-0	.000	0-1	.000	0-3-3	5.5	2-0	0	2	1	1	6-8.0	
CHARLESTON SO.	12/12/14		17	2-4	.500	0-0	.000	0-0	.000	2-0-2	5.1	2-0	2	1	3	0	4-7.6	
WOFFORD	12/14/14		20	1-7	.143	0-0	.000	0-0	.000	1-4-5	5.1	3-0	0	3	1	1	2-7.0	
TENNESSEE	12/17/14	*	15	0-3	.000	0-1	.000	2-2	1.000	0-2-2	4.8	0-0	0	1	1	0	2-6.5	
vs. West Virginia	12/20/14	*	30	1-3	.333	0-0	.000	3-4	.750	1-1-2	4.6	3-0	1	1	1	0	5-6.4	
LOUISIANA TECH	12/23/14	*	24	5-8	.625	0-0	.000	1-1	1.000	2-8-10	5.0	3-0	0	1	1	1	11-6.8	
CINCINNATI	12/30/14	*	22	4-10	.4000	0-0	.000	2-2	1.000	3-3-6	5.1	2-0	0	2	1	1	10-7.0	
PITTSBURGH	1/3/15	*	10	0-3	.000	0-0	.000	0-0	.000	0-2-2	4.9	3-0	0	1	1	0	0-6.5	
at Virginia	1/7/15	*	24	6-11	.545	1-3	.333	0-2	.000	3-7-10	5.2	2-0	0	2	0	0	13-6.9	
DUKE	1/11/15	*	20	4-7	.571	1-1	1.000	0-0	.000	0-2-2	5.0	3-0	3	0	4	0	9-7.1	
NORTH CAROLINA	1/14/15	*	30	8-14	.571	1-1	1.000	0-0	.000	2-1-3	4.9	3-0	1	1	1	1	17-7.6	
at Florida State	1/17/15	*	24	4-8	.500	0-0	.000	0-0	.000	2-4-6	4.9	2-0	0	1	4	1	8-7.6	
at Miami	1/22/15	*	16	4-9	.444	0-0	.000	0-0	.000	1-0-1	4.6	1-0	0	1	0	0	8-7.7	
NOTRE DAME	1/25/15	*	23	6-8	.750	0-0	.000	0-0	.000	2-4-6	4.8	2-0	1	1	0	0	12-7.9	
CLEMSON	1/28/15	*	14	1-6	.167	0-0	.000	1-2	.5000	1-2-3	4.7	3-0	0	0	1	0	3-7.6	
at Georgia Tech	1/31/15	*	35	5-12	.417	0-0	.000	4-4	1.000	2-3-5	4.7	4-0	1	1	1	0	14-7.9	
at Wake Forest	2/3/15	*	13	1-2	.500	0-0	.000	0-0	.000	0-3-3	4.7	4-0	0	3	0	0	2-7.7	
VIRGINIA	2/11/15	*	28	3-8	.375	1-2	.500	0-0	.000	3-3-6	4.7	0-0	0	2	3	1	7-7.6	
at Louisville	2/14/15		7	1-3	.333	0-0	.000	0-0	.000	1-3-4	4.7	1-0	0	0	0	0	2-7.4	
at North Carolina	2/24/15		13	0-3	.000	0-0	.000	0-0	.000	0-3-3	4.6	0-0	0	0	0	0	0-7.1	
at Boston College	2/28/15		18	5-8	.625	0-0	.000	4-7	.571	3-4-7	4.7	1-0	0	1	0	0	14-7.4	
SYRACUSE	3/7/15		6	0-1	.000	0-0	.000	0-0	.000	0-1-1	4.6	1-0	0	0	3	0	0-7.1	
vs. Pittsburgh	3/11/15		5	0-0	.000	0-0	.000	0-0	.000	0-1-1	4.5	0-0	1	0	0	0	0-6.9	
vs. Duke	3/12/15		3	1-2	.500	0-0	.000	0-0	.000	0-0-0	4.3	0-0	0	0	0	0	2-6.7	
vs. LSU	3/19/15		12	4-5	.800	1-1	1.0000	0-0	.000	2-2-4	4.3	4-0	1	1	0	0	9-6.8	
vs. Villanova	3/21/15		3	1-1	1.000	0-0	.000	0-0	.000	0-0-0	4.2	1-0	1	0	0	0	2-6.7	
vs. Louisville	3/27/15		9	4-5	.800	0-0	.000	3-4	.750	0-1-1	4.1	3-0	0	1	0	0	11-6.8	
Totals			18	604	98-210	.467	7-13	.538	28-39	.718	40-99-139	4.1	71-0	15	32	37	7	231-6.8

### 2016-17 (JUNIOR SEASON AT CINCINNATI)

Opponent	Date	gs	min	Total		3-Pointers		Free throws		Rebounds			pf	a	tlo	blk	stl	pts	avg		
				fg-fga	pct	3fg-fga	pct	ft-fga	pct	off	def	tot								avg	
BROWN	11/11/16	*	25	6-11	.545	0-2	.000	4-4	1.000	4	8	12	12.0	1	5	3	2	0	16	16.0	
ALBANY	11/14/16	*	20	6-8	.750	0-0	.000	1-5	.200	2	1	3	7.5	3	0	0	0	0	13	14.5	
vs Rhode Island	11/19/16	*	37	8-15	.533	2-3	.667	5-6	.833	3	7	10	8.3	3	0	2	4	1	23	17.3	
vs Penn State	11/20/16	*	34	7-16	.438	0-0	.000	2-2	1.000	3	14	17	10.5	3	2	4	1	0	16	17.0	
SAMFORD	11/23/16	*	22	8-11	.727	0-0	.000	2-2	1.000	5	7	12	10.8	4	1	1	3	0	18	17.2	
LIPSCOMB	11/26/16	*	23	6-9	.667	0-0	.000	3-5	.600	1	1	2	9.3	3	2	1	1	1	15	16.8	
at Iowa State	12-01-16	*	31	6-15	.400	1-3	.333	0-1	.000	4	6	10	9.4	3	1	1	1	0	13	16.3	
BOWLING GREEN	12/04/16	*	23	11-13	.846	0-0	.000	2-2	1.000	1	5	6	9.0	2	0	1	3	0	24	17.3	
at Butler	12/10/16	*	19	2-8	.250	2-4	.500	1-2	.500	0	0	0	8.0	5	0	1	0	0	7	16.1	
TEXAS SOUTHERN	12/13/16		18	4-8	.500	0-0	.000	0-2	.000	1	8	9	8.1	0	1	0	1	1	8	15.3	
FAIRLEIGH DICKINSON	12/17/16	*	21	6-7	.857	0-0	.000	0-0	.000	2	6	8	8.1	0	0	5	0	0	12	15.0	
MARSHALL	12/22/16	*	14	4-9	.444	0-0	.000	0-0	.000	3	2	5	7.8	1	0	2	1	0	8	14.4	
at Temple	12/28/16	*	18	2-9	.222	1-3	.333	1-2	.500	3	4	7	7.8	1	0	1	1	0	6	13.8	
TULANE	01/01/17	*	23	3-5	.600	0-0	.000	3-3	1.000	0	3	3	7.4	1	4	1	1	2	9	13.4	
at Houston	1/7/17	*	34	8-17	.471	1-3	.333	2-4	.500	2	7	9	7.5	3	0	2	2	1	19	13.8	
SMU	01/12/17	*	28	5-7	.714	1-1	1.000	0-0	.000	1	4	5	7.4	2	3	2	3	0	11	13.6	
at East Carolina	01/15/17	*	26	6-15	.400	0-0	.000	4-4	1.000	3	8	11	7.6	1	0	1	3	0	16	13.8	
TEMPLE	01/18/17	*	22	7-14	.500	0-0	.000	2-2	1.000	3	1	4	7.4	1	0	2	1	0	16	13.9	
at Tulane	01/21/17	*	9	2-3	.667	0-0	.000	0-0	.000	1	0	1	7.1	5	1	1	1	0	4	13.4	
XAVIER	01/26/17	*	28	4-8	.500	0-0	.000	4-14	.286	3	5	8	7.1	3	1	2	4	0	12	13.3	
USF	01/29/17	*	17	5-7	.714	0-0	.000	3-4	.750	1	2	3	6.9	1	0	1	1	0	13	13.3	
at Tulsa	02/01/17	*	23	3-7	.429	0-0	.000	4-4	1.000	2	6	8	7.0	4	1	3	0	0	10	13.1	
UCONN	02/04/17	*	30	11-18	.611	3-5	.600	2-2	1.000	0	8	7.0	4	2	3	0	0	0	27	13.7	
UCF	02/08/17	*	33	6-13	.462	2-5	.400	0-0	.000	4	7	11	7.2	2	1	1	2	4	14	13.8	
at SMU	02/12/17	*	38	4-11	.364	1-4	.250	2-3	.667	3	3	6	7.1	4	0	2	2	1	11	13.6	
at USF	02/15/17	*	26	4-11	.364	0-0	.000	5-6	.833	6	3	9	7.2	1	1	0	2	0	13	13.6	
TULSA	02/18/17	*	31	7-9	.778	0-0	.000	4-7	.571	1	5	6	7.1	3	1	1	2	1	18	13.8	
MEMPHIS	02/23/17	*	25	5-7	.714	0-0	.000	6-6	1.000	1	5	6	7.1	4	0	1	0	0	16	13.9	
at UCF	2/26/17	*	30	3-15	.200	1-2	.500	0-0	.000	2	7	9	7.2	2	0	1	0	0	7	13.6	
HOUSTON	03/02/17	*	27	3-11	.273	0-1	.000	3-3	1.000	4	3	7	7.2	3	1	3	0	0	9	13.5	
at UConn	3/5/17	*	21	2-6	.333	0-1	.000	3-4	.750	2	4	6	7.1	4	2	1	0	1	7	13.3	
vs Tulsa	3/10/17	*	24	8-10	.800	0-0	.000	5-5	1.000	2	4	6	7.1	2	0	0	0	0	21	13.5	
at UConn	3/11/17	*	15	0-5	.000	0-1	.000	0-0	.000	0	1	1	6.9	4	0	0	0	0	0	13.1	
vs SMU	3/12/17	*	24	5-7	.714	0-1	.000	2-2	1.000	3	2	5	6.9	4	0	1	0	0	12	13.1	
vs Kansas State	03/17/17	*	21	5-6	.833	0-0	.000	6-8	.750	1	3	4	6.8	2	1	1	0	0	16	13.1	
vs UCLA	03/19/17	*	29	21-30	.700	2-3	.667	0-0	.000	1	5	6	6.8	2	0	1	0	0	4	12.9	
Totals			35	889	184-361	.510	15-42	.357	81-114	.711	78	165	243	6.8	91	31	53	42	13	464	12.9



# #31 SAM MARTIN

GUARD • 5-10 • 160 • FRESHMAN • HS • CINCINNATI, OHIO (SUMMIT COUNTRY DAY)

**2017-18 Season (Freshman):** Collected his first collegiate points with a pair of free throws against Richmond (11/21).

**Prior to Cincinnati:** Averaged 15.4 points 3.0 rebounds, 2.8 assists and 2.4 steals as a senior at Summit Country Day ... helped guide the Silver Knights to a 26-1 record and regional championship appearance in 2016-17 ... named an Associated Press Division III second team all-state selection as a senior ... chosen Miami Valley Conference Player of the Year and league first team accolades as a junior and senior ... helped lead Summit Country Day to a pair of soccer state titles as a junior and senior, combining for a 42-4-1 record ... tallied 38 goals, 24 assists and 100 points as a senior ... named all-midwest region, all-state first team and all-southwest Ohio first team selection as a senior ... set records during 2016 for most goals in a state championship game, most goals in a state semifinal game and most goals and most points in the city ... played basketball for his father, Scott, at St. Xavier High School as a freshman and sophomore.

**Personal:** Born Nov. 16, 1998 in Cincinnati, Ohio ... son of Carrie and Scott Martin ... has two sisters, Rachel and Lily ... his father, Scott, played basketball at Rollins College (1988-91) ... right-handed.

## SEASON & CAREER STATISTICS

2017-18 SEASON		CAREER
2 vs. Richmond, 11/21/17	Pts	2 vs. Richmond, 11/21/17
1 vs. Western Carolina, 11/13/17	FG Atts	1 vs. Western Carolina, 11/13/17
0	FG Made	0
1 vs. UA-Pine Bluff, 12/19/17	3PT-FG Atts	1 vs. UA-Pine Bluff, 12/19/17
0	3PT-FG Made	0
2 vs. Richmond, 11/21/17	FT Atts	2 vs. Richmond, 11/21/17
2 vs. Richmond, 11/21/17	FT Made	2 vs. Richmond, 11/21/17
0	Rebs	0
0	Assts	0
0	Stls	0
0	Blks	0
2, 2x (last vs. UA-Pine Bluff, 12/19/17)	Mins	2, 2x (last vs. UA-Pine Bluff, 12/19/17)

## MISCELLANEOUS STATISTICS

CATEGORY	2017-18	CAREER
Double-Figure Scoring Games	0	0
Double-Figure Rebounding Games	0	0
Double-Double Games	0	0
20-Point Scoring Games	0	0
Games Led UC in Scoring	0	0
Games Led UC in Rebounding	0	0
Games Led UC in Assists	0	0
Games With 3+ Assists	0	0
Games With 3+ Blocks	0	0
Games With 3+ Steals	0	0
Games With 3+ Three-Pointers	0	0

## GAME-BY-GAME STATISTICS


### 2017-18 (FRESHMAN SEASON)

Opponent	Date	gs	min	Total		3-Pointers		Free throws		Rebounds				pf	a	tlo	blk	stl	pts	avg
				fg-fga	pct	3fg-fga	pct	ft-fa	pct	off	def	tot	avg							
SAVANNAH STATE	11/10/17	1	0-0	.000	0-0	.000	0-0	.000	0	0	0	0.0	0	0	0	0	0	0	0	0.0
WESTERN CAROLINA	11/13/17	1	0-1	.000	0-0	.000	0-0	.000	0	0	0	0.0	0	0	0	0	0	0	0	0.0
COPPIN STATE	11/16/17	1	0-0	.000	0-0	.000	0-0	.000	0	0	0	0.0	0	0	0	0	0	0	0	0.0
vs Richmond	11/21/17	2	0-0	.000	0-0	.000	2-2	1.000	0	0	0	0.0	2	0	0	0	0	2	0.5	
vs Wyoming	11/22/17	1	0-0	.000	0-0	.000	0-0	.000	0	0	0	0.0	1	0	1	0	0	0	0	0.4
ALABAMA STATE	11/27/17	1	0-0	.000	0-0	.000	0-0	.000	0	0	0	0.0	0	0	0	0	0	0	0	0.3
UA-PINE BLUFF	12/19/17	2	0-1	.000	0-1	.000	0-0	.000	0	0	0	0.0	0	0	0	0	1	0	0	0.3
Totals		0	9	0-2	.000	0-1	.000	2-2	1.000	0	0	0	0.0	3	0	2	0	0	2	0.3

## CAREER STATISTICS

			Total		3-Point		F-Throws		Rebounds											Scoring	
Season	gp-gs	min/avg	fg-fga	pct	fg-fga	pct	ft-fa	pct	off	def	tot	avg	pf	fo	ast	to	blk	stl	pts	avg	
2017-18	7-0	9/1.3	0-2	.000	0-1	.000	2-2	1.000	0	0	0	0.0	3	0	0	2	0	0	2	0.3	
TOTAL	7-0	9/1.3	0-2	.000	0-1	.000	2-2	1.000	0	0	0	0.0	3	0	0	2	0	0	2	0.3	





# #32 JON KOZ

GUARD • 6-1 • 190 • SOPHOMORE • 1L • CLEVELAND, OHIO/BAY HIGH SCHOOL

**2016-17 Season (Freshman):** Played in six games as a reserve, averaging 0.0 points, 0.3 rebounds and 0.3 assists in 1.7 minutes ... grabbed one rebound and handed out one assist against both Bowling Green (12/4) and USF (1/29) ... attempted one shot against Texas Southern (12/13) and USF (1/29) ... played a season-high three minutes against USF (1/29) ... named to Bearcats Academic Honor Roll for both the 2016 fall and 2017 spring semesters.

**Prior to Cincinnati:** Averaged 21.6 points, 4.8 rebounds and 2.4 assists as a senior at Bay High School, helping lead the Rockets to a 25-4 record and the school's first appearance in the Division II state semifinals ... set the school record for career points (1,279) and points in a season (604 as a senior) ... named the Great Lakes Conference Most Valuable Player in 2015-16 ... named all-state twice and all-conference three times ... helped lead Bay High School to two conference championships ... three-year starting quarterback on football team, missed most of senior campaign due to injury but still helped the Rockets to a 10-win season ... guided the team to the school's first playoff wins as a junior ... coached in basketball by Jared Shetzer and football by Ron Rutt

**Personal:** Born December 19, 1997 in Cleveland, Ohio ... son of Courtney and John Koz ... has three sisters: Chloe, Claudia and Kayla ... his cousin, Matt Koz, wrestled at Chattanooga ... his dad played football at Baldwin Wallace ... right-handed ... pronunciation of last name rhymes with nose.

## SEASON & CAREER STATISTICS

### 2017-18 SEASON

	CAREER
0	Pts 0
0	FG Atts 1 vs. USF, 1/29/17
0	FG Made 0
0	3PT-FG Atts 1, 2x (last vs. USF, 1/29/17)
0	3PT-FG Made 0
0	FT Atts 0
0	FT Made 0
0	Rebs 1, 2x (last vs. USF, 1/29/17)
1 vs. Alabama State, 11/27/17	Assts 1, 3x (last vs. Alabama State, 11/27/17)
0	Stls 0
0	Blks 0
1, 5x (last vs. UA-Pine Bluff, 12/19/17)	Mins 3 vs. USF, 1/29/17

## MISCELLANEOUS STATISTICS

CATEGORY	2016-17	2017-18	CAREER
Double-Figure Scoring Games	0	0	0
Double-Figure Rebounding Games	0	0	0
Double-Double Games	0	0	0
20-Point Scoring Games	0	0	0
Games Led UC in Scoring	0	0	0
Games Led UC in Rebounding	0	0	0
Games Led UC in Assists	0	0	0
Games With 3+ Assists	0	0	0
Games With 3+ Blocks	0	0	0
Games With 3+ Steals	0	0	0
Games With 3+ Three-Pointers	0	0	0

## GAME-BY-GAME STATISTICS

### 2017-18 (SOPHOMORE SEASON)

Opponent	Date	gs	min	Total	3-Pointers	Free throws	Rebounds												
				fg-fga	pct	3fg-fga	pct	ft-fga	pct	off	def	tot	avg	pf	a	to	blk	stl	pts
SAVANNAH STATE	11/10/17	1	0-0	.000	0-0	.000	0-0	.000	0	0	0	0.0	0	0	0	0	0	0	0.0
WESTERN CAROLINA	11/13/17	1	0-0	.000	0-0	.000	0-0	.000	0	0	0	0.0	0	0	0	0	0	0	0.0
COPPIN STATE	11/16/17	1	0-0	.000	0-0	.000	0-0	.000	0	0	0	0.0	0	0	0	0	0	0	0.0
ALABAMA STATE	11/27/17	1	0-0	.000	0-0	.000	0-0	.000	0	0	0	0.0	0	1	0	0	0	0	0.0
UA-PINE BLUFF	12/19/17	1	0-0	.000	0-0	.000	0-0	.000	0	0	0	0.0	0	0	0	0	0	0	0.0
Totals		0	5	0-0	.000	0-0	.000	0-0	.000	0	0	0	0.0	0	1	0	0	0	0.0

### 2016-17 (FRESHMAN SEASON)

Opponent	Date	gs	min	Total	3-Pointers	Free throws	Rebounds												
				fg-fga	pct	3fg-fga	pct	ft-fga	pct	off	def	tot	avg	pf	a	to	blk	stl	pts
ALBANY	11/14/16	1	0-0	.000	0-0	.000	0-0	.000	0	0	0	0.0	0	0	0	0	0	0	0.0
BOWLING GREEN	12/04/16	1	0-0	.000	0-0	.000	0-0	.000	0	1	1	0.5	0	1	0	0	0	0	0.0
TEXAS SOUTHERN	12/13/16	1	0-1	.000	0-1	.000	0-0	.000	0	0	0	0.3	0	0	0	0	0	0	0.0
FAIRLEIGH DICKINSON	12/17/16	2	0-0	.000	0-0	.000	0-0	.000	0	0	0	0.3	0	0	0	0	0	0	0.0
TULANE	01/01/17	2	0-0	.000	0-0	.000	0-0	.000	0	0	0	0.2	0	0	0	0	0	0	0.0
USF	01/29/17	3	0-1	.000	0-1	.000	0-0	.000	0	1	1	0.3	0	1	0	0	0	0	0.0
Totals		0	10	0-2	.000	0-2	.000	0-0	.000	0	2	2	0.3	0	2	0	0	0	0.0

## CAREER STATISTICS

Season	gp-gs	min/avg	Total	3-Point	F-Throws	Rebounds														Scoring
			fg-fga	pct	fg-fga	pct	ft-fga	pct	off	def	tot	avg	pf	fo	ast	to	blk	stl	pts	avg
2016-17	6-0	10/1.7	0-2	.000	0-2	.000	0-0	.000	0	2	2	0.3	0	0	2	0	0	0	0	0.0
2017-18	5-0	5/1.0	0-0	.000	0-0	.000	0-0	.000	0	0	0	0.0	0	0	1	0	0	0	0	0.0
TOTAL	11-0	15/1.4	0-2	.000	0-2	.000	0-0	.000	0	2	2	0.2	0	0	3	0	0	0	0	0.0



# #33 NYSIER BROOKS

CENTER • 6-11 • 250 • SOPHOMORE • 1L • PHILADELPHIA, PA. (ADVANCED PREP INTERNATIONAL [TEXAS])

**2017-18 Season (Sophomore):** Tallied eight points on on 4-of-5 shooting against Cleveland State (12/21) ... scored seven points in 16 minutes against Arkansas-Pine Bluff (12/19) ... pulled down a career-best eight rebounds in his first career start against Western Carolina (11/13) ... grabbed seven rebounds in 11 minutes against Savannah State (11/10).

**2016-17 Season (Freshman):** Played in 33 games as a reserve, averaging 2.4 points, 1.6 rebounds and 0.7 blocks in 8.5 minutes ... scored 10 points on 4-of-5 shooting with four rebounds and three blocks against Samford (11/23) ... tallied eight points in a season-high 16 minutes against USF (1/29) ... grabbed a season-high five rebounds at UConn (3/5) ... recorded a season-best five blocks with four rebounds at East Carolina (1/15) ... had eight points with three rebounds against Fairleigh Dickinson (12/17) ... named to the Dean's List and Bearcats Honor Roll for the 2017 spring semester.

**Prior to Cincinnati:** Averaged eight points, eight rebounds and three assists in 2015-16 with Advanced Prep International ... posted double-double numbers at Life Center Academy (Burlington, New Jersey) during the 2014-15 season, averaging 12 points and 10 rebounds to go along with four blocks ... tabbed a three-star prospect according to all recruiting sites.

**Personal:** Born Dec. 5, 1996 in Philadelphia, Pennsylvania ... son of Monique Brooks and John Mitchell ... guardian is James Johns ... Has four brothers: Nyeem Brooks, Nymier Brooks, Knoney Mitchell and Ethan Mitchell as well as four sisters: Napree Brooks, Brittany Mitchell, Kaniyah Mitchell and Nyeera Mitchell ... right-handed ... first name pronounced "nah-SEER."

## SEASON & CAREER STATISTICS

2017-18 SEASON		CAREER
9 vs. Alabama State, 11/27/17	Pts	10 vs. Samford, 11/23/16
5, 2x (last vs. Cleveland State, 12/21/17)	FG Atts	5, 4x (last vs. Cleveland State, 12/21/17)
4 vs. Cleveland State, 12/21/17	FG Made	4, 2x (last vs. Cleveland State, 12/21/17)
0	3PT-FG Atts	0
0	3PT-FG Made	0
6 vs. Alabama State, 11/27/17	FT Atts	6 vs. Alabama State, 11/27/17
3, 2x (last vs. UA-Pine Bluff, 12/19/17)	FT Made	3, 2x (last vs. UA-Pine Bluff, 12/19/17)
8 vs. Western Carolina, 11/13/17	Rebs	8 vs. Western Carolina, 11/13/17
2 vs. Western Carolina, 11/13/17	Assts	2 vs. Western Carolina, 11/13/17
2 vs. Wyoming, 11/22/17	Stls	2 vs. Wyoming, 11/22/17
2 at Xavier, 12/2/17	Blks	5 at East Carolina, 1/15/17
16, 2x (last vs. UA-Pine Bluff, 12/19/17)	Mins	16, 2x (last vs. UA-Pine Bluff, 12/19/17)

## MISCELLANEOUS STATISTICS

CATEGORY	2016-17	2017-18	CAREER
Double-Figure Scoring Games	1	0	1
Double-Figure Rebounding Games	0	0	0
Double-Double Games	0	0	0
20-Point Scoring Games	0	0	0
Games Led UC in Scoring	0	0	0
Games Led UC in Rebounding	0	1	1
Games Led UC in Assists	0	0	0
Games With 3+ Assists	0	0	0
Games With 3+ Blocks	2	0	2
Games With 3+ Steals	0	0	0
Games With 3+ Three-Pointers	0	0	0

## GAME-BY-GAME STATISTICS

### 2017-18 (SOPHOMORE SEASON)

Opponent	Date	Total					3-Pointers		Free throws		Rebounds										
		gs	min	fg-fga	pct	3fg-fga	pct	ft-fra	pct	off	def	tot	avg	pf	a	tlo	blk	stl	pts	avg	
SAVANNAH STATE	11/10/17	11	1-3	333	0-0	.000	1-2	.500	2	5	7	7.0	1	0	0	0	1	3	3.0		
WESTERN CAROLINA	11/13/17 *	12	2-5	400	0-0	.000	0-0	.000	4	4	8	7.5	2	2	2	1	4	4	3.5		
COPPIN STATE	11/16/17	9	1-1	1,000	0-0	.000	0-0	.000	0	2	2	5.7	1	1	1	0	0	2	3.0		
vs Buffalo	11/20/17	16	0-1	.000	0-0	.000	2-2	1.000	0	2	2	4.8	0	0	0	0	1	2	2.8		
vs Richmond	11/21/17 *	15	1-2	500	0-0	.000	0-0	.000	0	1	1	4.0	2	0	2	1	0	2	2.6		
vs Wyoming	11/22/17	10	0-1	.000	0-0	.000	2-2	1.000	1	1	2	3.7	2	0	1	0	2	2.5			
ALABAMA STATE	11/27/17	13	3-3	1,000	0-0	.000	3-6	.500	1	0	1	3.3	1	0	0	0	0	9	3.4		
at Xavier	12/02/17	6	0-1	.000	0-0	.000	0-0	.000	0	0	0	2.9	0	0	0	2	1	0	3.0		
vs Florida	12/09/17	3	1-1	1,000	0-0	.000	0-0	.000	0	2	2	2.8	2	0	0	0	0	2	2.9		
MISSISSIPPI ST.	12/12/17	8	0-0	.000	0-0	.000	0-0	.000	0	1	1	2.6	0	0	0	0	0	0	2.6		
at UCLA	12/16/17	5	1-1	1,000	0-0	.000	0-0	.000	0	1	1	2.5	4	0	0	0	0	2	2.5		
UA-PINE BLUFF	12/19/17	16	2-3	.667	0-0	.000	3-4	.750	0	1	1	2.3	3	0	0	0	0	7	2.9		
CLEVELAND STATE	12/21/17	12	4-5	800	0-0	.000	0-0	.000	2	0	2	2.3	0	1	1	1	1	8	3.3		
Totals		2	136	16-27	.593	0-0	.000	11-16	.688	10	20	30	2.3	18	4	7	5	7	43	3.3	

### 2016-17 (FRESHMAN SEASON)

Opponent	Date	gs	min	Total	fg-fga	pct	3fg-fga	pct	Free throws	pct	Rebounds	off	def	tot	avg	pf	a	tlo	blk	stl	pts	avg
BROWN	11/11/16	8	0-0	.000	0-0	.000	1-2	.500	0	1	1	1.0	2	0	0	0	1	1.0				
ALBANY	11/14/16	7	0-1	.000	0-0	.000	1-2	.500	0	1	1	1.0	2	1	0	1	0	1	1.0			
vs Rhode Island	11/19/16	1	0-0	.000	0-0	.000	1-2	.500	0	0	0	0.7	0	0	1	0	1	0	1	1.0		
vs Penn State	11/20/16	4	0-2	.000	0-0	.000	0-0	.000	0	1	1	0.8	2	0	1	0	1	0	0.8			
SAMFORD	11/23/16	15	4-5	800	0-0	.000	2-3	.667	2	2	4	1.4	0	0	1	3	1	10	2.6			
LIPSCOMB	11/26/16	9	2-4	500	0-0	.000	1-1	1.000	0	0	0	1.2	2	0	0	0	0	5	3.0			
at Iowa State	12-01-16	8	1-1	1,000	0-0	.000	0-0	.000	3	1	4	1.6	1	0	2	0	0	2	2.9			
BOWLING GREEN	12/04/16	13	2-3	.667	0-0	.000	2-4	.500	1	0	1	1.5	3	0	0	0	0	6	3.3			
at Butler	12/10/16	1	0-0	.000	0-0	.000	0-0	.000	0	0	0	1.3	0	0	0	0	0	0	2.9			
TEXAS SOUTHERN	12/13/16	10	2-3	.667	0-0	.000	2-2	1.000	0	2	2	1.4	2	0	0	1	0	6	3.2			
FAIRLEIGH DICKINSON	12/17/16	15	3-5	600	0-0	.000	2-4	.500	1	2	3	1.5	2	0	1	1	8	3.6				
MARSHALL	12/22/16	10	1-2	500	0-0	.000	0-0	.000	0	0	0	1.4	1	0	0	1	0	2	3.5			
at Temple	12/28/16	3	0-1	.000	0-0	.000	0-0	.000	1	1	2	1.5	2	0	1	1	0	0	3.2			
TULANE	01/01/17	15	2-3	.667	0-0	.000	1-2	.500	0	1	1	1.4	5	0	1	1	0	5	3.4			
at Houston	1/7/17	5	0-0	.000	0-0	.000	0-0	.000	0	1	1	1.4	1	0	1	0	0	0	3.1			
SMU	01/12/17	2	0-0	.000	0-0	.000	0-0	.000	0	0	0	1.3	1	0	0	0	0	0	2.9			
at East Carolina	01/15/17	13	1-3	.333	0-0	.000	0-0	.000	1	3	4	1.5	1	0	2	5	1	2	2.9			
TEMPLE	01/18/17	9	1-1	1,000	0-0	.000	0-0	.000	1	0	1	1.4	1	0	0	2	0	2	2.8			
at Tulane	01/21/17	12	0-1	.000	0-0	.000	0-0	.000	2	1	3	1.5	4	1	3	0	0	0	2.7			
XAVIER	01/26/17	12	2-3	.667	0-0	.000	0-0	.000	2	1	3	1.6	4	0	0	2	0	4	2.8			
USF	01/29/17	16	3-3	1,000	0-0	.000	2-4	.500	0	1	1	1.6	2	0	3	0	0	8	3.0			
at SMU	02/12/17	1	0-0	.000	0-0	.000	0-0	.000	0	0	0	1.5	0	0	0	1	0	0	2.9			
at USF	02/15/17	5	0-0	.000	0-0	.000	1-4	.250	0	1	1	1.5	0	0	0	0	0	1	2.8			
TULSA	02/18/17	8	1-2	500	0-0	.000	1-2	.500	1	1	2	1.5	4	0	2	1	0	3	2.8			
MEMPHIS	02/23/17	8	1-1	1,000	0-0	.000	2-2	1.000	1	1	2	1.5	1	0	0	0	4	2.8				
at UCF	2/26/17	6	1-1	1,000	0-0	.000	0-0	.000	0	1	1	1.5	1	0	0	0	0	2	2.8			
HOUSTON	03/02/17	6	0-0	.000	0-0	.000	0-0	.000	0	2	2	1.5	0	0	0	1	0	0	2.7			
at UConn	3/5/17	7	0-1	.000	0-0	.000	0-0	.000	0	0	0	1.5	2	0	0	1	0	0	2.6			
vs Tulsa	3/10/17	12	0-2	.000	0-0	.000	0-0	.000	0	1	2	1.5	3	0	1	0	0	0	2.5			
at UConn	3/11/17	13	0-1	.000	0-0	.000	3-4	.750	2	3	5	1.6	4	0	0	0	0	3	2.5			
vs SMU	3/12/17	4	0-2	.000	0-0	.000	0-0	.000	1	1	2	1.6	0	0	0	0	0	0	2.5			
vs Kansas State	03/17/17	11	0-1	.000	0-0	.000	1-2	.500	0	1	1	1.6	2	0	0	0	0	1	2.4			
vs UCLA	03/19/17	10	1-1	1,000	0-0	.000	0-0	.000	0	1	1	1.6	0	0	0	0	0	2	2.4			
Totals		0	279	28-53	.528	0-0	.000	23-40	.575	20	33	53	1.6	55	2	19	22	4	79	2.4		

## CAREER STATISTICS

			Total		3-Point		F-Throws		Rebounds											Scoring	
Season	gp-gs	min/avg	fg-fga	pct	fg-fga	pct	ft-fa	pct	off	def	tot	avg	pf	fo	ast	to	blk	stl	pts	avg	
2016-17	33-0	279/8.5	28-53	.528	0-0	.000	23-40	.575	20	33	53	1.6	55	1	2	19	22	4	79	2.4	
2017-18	13-2	136/10.5	16-27	.593	0-0	.000	11-16	.688	10	20	30	2.3	18	0	4	7	5	7	43	3.3	
TOTAL	46-2	415/9.0	44-80	.550	0-0	.000	34-56	.607	30	53	83	1.8	73	1	6	26	27	11	122	2.7	



# #34 JARRON CUMBERLAND

GUARD • 6-5 • 215 • SOPHOMORE • 1L • WILMINGTON, OHIO (WILMINGTON HIGH SCHOOL)

## CONFERENCE AWARDS

- » All-Rookie Team (2016-17)
- » Co-Sixth Man of the Year (2016-17)
- » Player of the Week (1/30/17)
- » Rookie of the Week (3x: 3/6/16; 1/2/17 & 12/19/16)

## MOMENTS

- » Scored a season-high 26 points with six three-pointers and four steals in 20 minutes against USF (1/29/17)
- » Netted 13 of his 15 points in the second half against No. 24 Xavier (1/26/17)
- » Tallied 15 points against UCLA (3/19/17) in the second round of the NCAA Tournament

**2017-18 Season (Sophomore):** Produced 16 points with four assists and a season-high three steals against Cleveland State (12/21) ... tallied 10 points and tied a career-high with five assists at UCLA (12/16) ... scored 14 of his 15 points in the second half at Xavier (12/2) ... led the Bearcats in points (19) and rebounds (nine) against Coppin State (11/16) ... scored 20 points on 6-of-9 shooting with four threes against Western Carolina (11/13) ... pulled down seven rebounds to go with 10 points and five assists against Savannah State (11/10).

**2016-17 Season (Freshman):** Played in 35 games as a reserve, averaging 8.3 points, 2.4 rebounds, 1.5 assists and 1.0 steals in 19.1 minutes ... named to The American's All-Rookie Team and selected as The American's Co-Sixth Man of the Year with SMU's Ben Emelogu ... named league's player of the week after a pair of strong performances: scoring a season-high 26 points on 8-of-11 shooting with a season-best six three-pointers against USF (1/29) and tallying 15 points, including 13 in the second half, against No. 24 Xavier (1/26) ... named league's rookie of the week three times ... netted 19 points with a trio of threes against Tulane (1/1) ... tallied 17 points on 4-of-6 shooting from the field and 8-of-10 shooting from the foul line against Lipscomb (11/26) ... shot 52.6 percent (22 of 42) from the field while averaging 11.6 points in five postseason games ... scored in double figures in 14 games ... led the team in scoring in six games.

**Prior to Cincinnati:** Averaged 29.6 points, 7.4 rebounds, 3.6 steals and 3.2 assists while shooting 57.4 percent (303 of 528) from the field as a senior at Wilmington High School ... helped lead the Hurricane to a 27-2 record and the semifinals of the OHSAA Division I playoffs ... finished as the school's all-time leading scorer with 2,383 points ... posted a school-record 52 points against Washington Court House (2/11/16) ... named a finalist for the Ohio Mr. Basketball Award and a McDonald's All-American nominee ... scored a team-high 15 points and was named most valuable player of the 2016 Ohio-Kentucky All-Star game ... averaged 24.5 points, 7.5 rebounds and 3.3 assists as a junior ... averaged 17.8 points, 5.4 rebounds, 2.0 assists and 1.8 steals during AAU action with King James (Ohio) during the 2015 summer, later earning Third Team All-Peach Jam honors during Nike EYBL action ... earned First Team Associate Press Division I All-Ohio honors as a junior and senior ... ranked at No. 55 on ESPN's Top 100 prospects list ... tabbed as a four-star prospect by Rivals.com, Scout.com and 247 Sports.

**Personal:** Born Sept. 22, 1997 in Wilmington, Ohio ... son of Cheryl and Scott Cumberland ... has two sisters, Ebony and Chastity ... right-handed ... first name pronounced JAIR-in.

## SEASON & CAREER STATISTICS

### 2017-18 SEASON


	Pts	CAREER
20 vs. Western Carolina, 11/13/17		26 vs. USF, 1/29/17
14, 2x (last vs. Cleveland State, 12/21/17)	FG Atts	14, 2x (last vs. Cleveland State, 12/21/17)
7 vs. Coppin State, 11/16/17	FG Made	8 vs. USF, 1/29/17
10 vs. Coppin State, 11/16/17	3PT-FG Atts	10 vs. Coppin State, 11/16/17
4, 2x (last vs. Coppin State, 11/16/17)	3PT-FG Made	6 vs. USF, 1/29/17
6 vs. Mississippi State, 12/12/17	FT Atts	10 vs. Lipscomb, 11/26/16
4, 3x (last vs. Cleveland State, 12/21/17)	FT Made	8 vs. Lipscomb, 11/26/16
9 vs. Coppin State, 11/16/17	Rebs	9 vs. Coppin State, 11/16/17
5, 2x (last at UCLA, 12/16/17)	Assts	5, 4x (last at UCLA, 12/16/17)
3 vs. Cleveland State, 12/21/17	Stls	5 vs. SMU, 3/12/17
2 vs. Florida, 12/9/17	Blks	2 vs. Florida, 12/9/17
33 vs. Buffalo, 11/20/17	Mins	33 vs. Buffalo, 11/20/17

## MISCELLANEOUS STATISTICS

CATEGORY	2016-17	2017-18	CAREER
Double-Figure Scoring Games	14	8	22
Double-Figure Rebounding Games	0	0	0
Double-Double Games	0	0	0
20-Point Scoring Games	1	1	2
Games Led UC in Scoring	6	2	8
Games Led UC in Rebounding	1	1	2
Games Led UC in Assists	2	2	4
Games With 3+ Assists	5	5	10
Games With 3+ Blocks	0	0	0
Games With 3+ Steals	4	1	5
Games With 3+ Three-Pointers	5	2	7

## CAREER STATISTICS

			Total		3-Point		F-Throws		Rebounds											Scoring	
Season	gp-gs	min/avg	fg-fga	pct	fg-fga	pct	ft-fga	pct	off	def	tot	avg	pf	fo	ast	to	blk	stl	pts	avg	
2016-17	35-0	669/19.1	99-201	.493	38-107	.355	56-87	.644	36	48	84	2.4	63	0	52	35	9	34	292	8.3	
2017-18	13-13	330/25.4	48-121	.397	21-58	.362	22-39	.564	14	35	49	3.8	23	0	32	25	8	12	139	10.7	
TOTAL	48-13	999/20.8	147-322	.457	59-165	.358	78-126	.619	50	83	133	2.8	86	0	84	60	17	46	431	9.0	



# #34 JARRON CUMBERLAND

GUARD • 6-5 • 215 • SOPHOMORE • 1L • WILMINGTON, OHIO (WILMINGTON HIGH SCHOOL)

## GAME-BY-GAME STATISTICS

### 2017-18 (SOPHOMORE SEASON)

Opponent	Date	gs	min	Total		3-Pointers		Free throws		Rebounds			pf	a	t/o	blk	stl	pts	avg		
				fg-fga	pct	3fg-fga	pct	ft-fga	pct	off	def	tot									
SAVANNAH STATE	11/10/17	*	24	4-11	.364	1-5	.200	1-2	.500	4	3	7	7.0	0	5	0	0	1	10	10.0	
WESTERN CAROLINA	11/13/17	*	23	6-9	.667	4-6	.667	4-4	1.000	0	2	2	4.5	1	2	3	0	0	20	15.0	
COPPIN STATE	11/16/17	*	25	7-14	.500	4-10	.400	1-4	.250	1	8	9	6.0	0	3	0	1	0	19	16.3	
vs Buffalo	11/20/17	*	33	5-11	.455	0-1	.000	4-7	.571	3	3	6	6.0	4	2	7	1	1	14	15.8	
vs Richmond	11/21/17	*	18	2-7	.286	2-5	.400	0-0	.000	2	3	5	5.8	0	0	1	1	2	6	13.8	
vs Wyoming	11/22/17	*	25	2-6	.333	1-2	.500	1-2	.500	0	2	2	5.2	2	1	0	1	1	6	12.5	
ALABAMA STATE	11/27/17	*	23	1-5	.200	0-3	.000	0-0	.000	0	0	0	4.4	1	4	2	0	0	2	11.0	
at Xavier	12/02/17	*	26	5-12	.417	2-5	.400	3-4	.750	0	0	0	3.9	4	0	2	1	1	15	11.5	
vs Florida	12/09/17	*	29	4-12	.333	2-6	.333	0-1	.000	1	1	2	3.7	4	2	2	2	1	10	11.3	
MISSISSIPPI ST.	12/12/17	*	30	1-8	.125	1-4	.250	4-6	.667	1	4	5	3.8	0	3	2	1	0	7	10.9	
at UCLA	12/16/17	*	31	4-8	.500	2-3	.667	0-5	.000	0	4	4	3.8	3	5	1	0	1	10	10.8	
UA-PINE BLUFF	12/19/17	*	14	2-4	.500	0-2	.000	0-0	.000	0	3	3	3.8	1	1	3	0	1	4	10.3	
CLEVELAND STATE	12/21/17	*	29	5-14	.357	2-6	.333	4-4	1.000	2	2	4	3.8	3	4	2	0	3	16	10.7	
Totals			13	330	48-121	.397	21-58	.362	22-39	.564	14	35	49	3.8	23	32	25	8	12	139	10.7

### 2016-17 (FRESHMAN SEASON)

Opponent	Date	gs	min	Total		3-Pointers		Free throws		Rebounds			pf	a	t/o	blk	stl	pts	avg	
				fg	pct	3fg	pct	ft	pct	off	def	tot								avg
BROWN	11/11/16	13	1-3	.333	0-2	.000	1-3	.333	0	0	0	0.0	1	2	0	1	2	3	3.0	
ALBANY	11/14/16	19	4-6	.667	2-4	.500	1-1	1.000	1	1	2	1.0	1	1	0	0	0	11	7.0	
vs Rhode Island	11/19/16	15	0-1	.000	0-1	.000	0-1	.000	2	0	2	1.3	3	1	0	0	0	0	4.7	
vs Penn State	11/20/16	12	1-3	.333	0-2	.000	0-1	.000	0	1	1	1.3	0	3	0	0	1	2	4.0	
SAMFORD	11/23/16	8	0-1	.000	0-1	.000	0-0	.000	1	1	2	1.4	0	1	0	0	0	0	3.2	
LIPSCOMB	11/26/16	22	4-6	.667	1-3	.333	8-10	.800	0	1	1	1.3	1	1	2	1	3	17	5.5	
at Iowa State	12-01-16	7	0-2	.000	0-1	.000	0-0	.000	0	0	0	0.0	1	1	0	0	0	0	4.7	
BOWLING GREEN	12/04/16	18	1-7	.143	0-2	.000	0-0	.000	3	3	6	1.8	2	3	1	1	1	2	4.4	
at Butler	12/10/16	9	1-3	.333	0-1	.000	2-2	1.000	1	0	1	1.7	3	1	1	0	1	4	4.3	
TEXAS SOUTHERN	12/13/16	24	7-9	.778	4-4	1.000	0-0	.000	3	3	6	2.1	1	1	0	1	1	18	5.7	
FAIRLEIGH DICKINSON	12/17/16	20	4-8	.500	3-6	.500	0-0	.000	1	3	4	2.3	3	5	0	0	1	11	6.2	
MARSHALL	12/22/16	7	0-2	.000	0-2	.000	2-2	1.000	0	0	0	2.1	1	0	1	0	0	2	5.8	
at Tulane	12/28/16	19	2-6	.333	2-4	.500	0-1	.000	3	2	5	2.3	2	2	3	0	0	6	5.8	
TULANE	01/01/17	26	6-8	.750	3-3	1.000	4-6	.667	1	3	4	2.4	4	1	3	1	2	19	6.8	
at Houston	1/7/17	16	1-3	.333	0-2	.000	0-0	.000	0	2	2	2.4	2	1	2	0	0	2	6.5	
SMU	01/12/17	11	1-3	.333	1-3	.333	3-4	.750	0	2	2	2.4	1	1	1	0	0	6	6.4	
at East Carolina	01/15/17	21	1-7	.143	0-4	.000	2-3	.667	2	2	4	2.5	2	1	0	0	1	4	6.3	
TEMPLE	01/18/17	23	1-4	.250	1-2	.500	2-2	1.000	0	2	2	2.4	3	1	0	0	1	5	6.2	
at Tulane	01/21/17	16	2-2	1.000	0-0	.000	0-0	.000	0	1	1	2.4	1	2	3	0	0	4	6.1	
XAVIER	01/26/17	21	5-9	.556	2-5	.400	3-8	.375	1	3	4	2.5	3	1	1	0	0	15	6.6	
USF	01/29/17	20	8-11	.727	6-9	.667	4-7	.571	0	3	3	2.5	0	3	0	1	4	26	7.5	
at Tulsa	02/01/17	20	1-3	.333	0-2	.000	2-5	.400	0	0	0	2.4	4	1	1	0	2	4	7.3	
UConn	02/04/17	21	5-9	.556	3-7	.429	2-2	1.000	0	2	2	2.3	2	1	1	0	4	15	7.7	
UCF	02/08/17	19	1-4	.250	0-2	.000	1-1	1.000	0	0	0	2.3	0	4	0	0	1	3	7.5	
at SMU	02/12/17	7	1-2	.500	1-2	.500	0-0	.000	1	0	1	2.2	2	0	0	0	1	0	3	7.3
at USF	02/15/17	31	3-6	.500	1-3	.333	0-1	.000	2	2	4	2.3	2	2	1	0	1	7	7.3	
MEMPHIS	02/23/17	22	3-7	.429	1-4	.250	2-2	1.000	1	1	2	2.3	1	4	1	1	0	9	7.3	
at UCF	2/26/17	28	3-8	.375	0-4	.000	5-8	.625	3	0	3	2.3	1	5	2	0	0	11	7.5	
HOUSTON	03/02/17	21	4-7	.571	2-5	.400	0-0	.000	1	2	3	2.3	4	0	4	0	1	10	7.6	
at UConn	3/5/17	25	6-9	.667	0-2	.000	3-3	1.000	2	1	3	2.3	1	1	1	1	0	15	7.8	
vs Tulsa	3/10/17	27	4-6	.667	1-2	.500	0-2	.000	1	2	3	2.4	2	0	3	0	0	9	7.8	
at UConn	3/11/17	27	3-5	.600	1-3	.333	4-6	.667	1	1	2	2.3	2	1	1	0	2	11	7.9	
vs SMU	3/12/17	31	4-13	.308	1-5	.200	5-6	.833	3	1	4	2.4	1	0	1	0	5	14	8.1	
vs Kansas State	03/17/17	23	4-5	.800	1-1	1.000	0-0	.000	1	2	3	2.4	3	0	0	0	0	9	8.1	
vs UCLA	03/19/17	20	7-13	.538	1-4	.250	0-0	.000	1	1	2	2.4	3	1	1	0	0	15	8.3	
Totals		0	669	99-201	.493	38-107	.355	56-87	.644	36	48	84	2.4	63	52	35	9	34	292	8.3



# 2017-18 BOXSCORES

## GAME 1 • NOV. 10, 2017 • CAYMAN ISLANDS CLASSIC SAVANNAH STATE (77) AT 12/13 CINCINNATI (107) BB&T ARENA (HIGHLAND HEIGHTS, KY.)

### Savannah State 77 • 0-1

#	Player	Total	3-Ptr	Rebounds	PF	TP	A	TO	Blk	Stl	Min
		FG-FGA	FG-FGA	FT-FTA	Off	Def	Tot				
05	JENKINS, Javaris	f	1-2	1-2	0-0	0	2	2	0	0	22
12	SMITH, Jahlin	f	6-12	0-3	1-2	2	3	5	3	13	1
01	DASENT, Austin	f	5-9	4-7	0-0	0	5	5	4	14	6
22	MCCLANAHAN, Dexter	g	3-11	1-4	4-5	1	2	3	7	0	25
55	EVANS, Tylik	g	3-14	1-9	4-6	1	3	4	2	11	5
02	ORIZU, Ralueke	g	0-1	0-0	0-0	1	0	1	2	0	6
03	SELLERS, Zach	g	0-3	0-2	0-0	0	1	1	3	0	15
04	GRANT, John	g	0-5	0-3	0-0	0	1	1	0	0	5
10	GLENN, Maricus	g	0-0	0-0	0-0	0	1	1	0	0	0
15	FELDER, Isaiah	g	1-3	1-3	0-0	0	1	1	2	3	2
24	GRANT, Juwan	g	4-6	3-4	0-0	0	1	1	0	11	0
30	CABEZA, Jahir	g	1-4	0-3	3-3	0	1	1	4	5	1
32	DUBOSE, Chris	g	2-3	2-3	0-0	0	0	0	1	6	0
50	PINKETT, Khaleen	g	0-1	0-1	0-0	0	0	2	1	0	0
Team			0-4								
Totals		26-74	13-44	12-16	7	25	32	24	77	19	17

FG % 1st Half: 15-39 38.5% 2nd half: 11-35 31.4% Game: 26-74 35.1%  
3FG % 1st Half: 8-23 34.8% 2nd half: 5-21 23.8% Game: 13-44 29.5%  
FT % 1st Half: 2-2 100.0 2nd half: 10-14 71.4% Game: 12-16 75.0%

Deadball Rebounds 4,3

### Cincinnati 107 • 1-0

#	Player	Total	3-Ptr	Rebounds	PF	TP	A	TO	Blk	Stl	Min
		FG-FGA	FG-FGA	FT-FTA	Off	Def	Tot				
11	CLARK, Gary	f	5-9	0-1	3-4	4	7	11	2	13	1
24	WASHINGTON, Kyle	f	2-3	0-0	1-1	0	4	4	3	5	0
01	EVANS, Jacob	g	7-15	4-11	1-3	3	4	7	2	19	5
15	BROOME, Cane	g	6-11	5-9	0-0	0	4	4	2	17	4
34	CUMBERLAND, Jarron	g	4-11	1-5	1-2	4	3	7	0	10	5
02	WILLIAMS, Keith	g	5-12	0-4	0-0	3	2	5	0	10	1
03	JENIFER, Justin	g	6-12	1-5	2-5	0	0	0	2	15	5
05	MOORE, Trevor	g	3-5	2-4	0-0	1	1	2	1	8	0
13	SCOTT, Tre	g	1-2	0-0	2-2	1	2	3	2	4	3
14	BART, Jackson	g	0-0	0-0	0-0	0	0	0	0	0	0
20	DIARRA, Mamoudou	g	0-0	0-0	0-0	0	0	0	0	0	0
22	NSOSEME, Eliel	g	1-3	0-0	1-5	4	4	8	2	3	0
31	MARTIN, Sam	g	0-0	0-0	0-0	0	0	0	0	0	0
32	KOZ, John	g	0-0	0-0	0-0	0	0	0	0	0	0
33	BROOKS, Nysier	g	1-3	0-0	1-2	2	5	7	1	3	0
Team			4-8								
Totals		41-86	13-39	12-24	25	40	65	17	107	24	20

FG % 1st Half: 23-45 51.1% 2nd half: 18-41 43.9% Game: 41-86 47.7%  
3FG % 1st Half: 10-22 45.5% 2nd half: 3-17 17.6% Game: 13-39 33.3%  
FT % 1st Half: 4-8 50.0% 2nd half: 8-16 50.0% Game: 12-24 50.0%

Deadball Rebounds 4,1

Officials: Bill Jacobson, Jon Campbell, Steven Perry  
Technical fouls: Savannah State-None. Cincinnati-None.  
Attendance: 6610

Score by periods	1st	2nd	Total
Savannah State	40	37	77
Cincinnati	60	47	107

Last FG - SSUM 2nd-03:06, CIN 2nd-00:35.  
Largest lead - SSUM by 5 1st-16:51, CIN by 30 2nd-00:35.

Points	In	Off	2nd	Fast	Bench
SSUM	Paint	T/O	Chance	Break	
CIN	24	17	2	18	25
	54	22	30	14	43

Score tied - 3 times.  
Lead changed - 7 times.

## GAME 3 • NOV. 16, 2017 COPPIN STATE (54) AT CINCINNATI (97) BB&T ARENA (HIGHLAND HEIGHTS, KY.)

### Coppin State 54 • 0-3

#	Player	Total	3-Ptr	Rebounds	PF	TP	A	TO	Blk	Stl	Min
		FG-FGA	FG-FGA	FT-FTA	Off	Def	Tot				
05	CLARK, Adam	f	3-6	1-1	1-1	0	3	3	5	8	0
05	COUNCIL, Cedric	f	1-3	1-3	0-0	0	1	1	5	3	0
03	CLAYTON, DeJuan	g	3-10	1-2	2-2	0	3	3	1	9	3
10	DAVIS, Karonn	g	3-9	0-2	4-4	1	2	3	3	10	2
22	MORGAN, Lamar	g	2-5	0-2	4-4	0	2	2	2	8	1
02	ANDREWS-FULTON, Chad	g	1-2	0-0	0-0	3	4	7	2	2	0
02	DRUMMOND, Tagwain	g	0-2	0-1	0-0	0	4	4	1	0	0
04	THOMAS, Tre	g	4-12	1-4	0-0	0	2	2	1	9	0
11	BOYCE, Joel	g	2-4	0-0	1-1	0	1	1	1	5	1
21	BROWNLEE, Lucian	g	0-3	0-1	0-0	0	0	0	0	0	0
24	FAIR, Keandre	g	0-4	0-3	0-0	0	0	0	3	0	0
Team			0-1								
Totals		19-60	4-19	12-12	4	23	27	24	54	7	11

FG % 1st Half: 9-31 29.0% 2nd half: 10-29 34.5% Game: 19-60 31.7%  
3FG % 1st Half: 2-12 16.7% 2nd half: 2-7 28.6% Game: 4-19 21.1%  
FT % 1st Half: 6-6 100.0 2nd half: 6-6 100.0 Game: 12-12 100.0

Deadball Rebounds 0,1

### Cincinnati 97 • 3-0

#	Player	Total	3-Ptr	Rebounds	PF	TP	A	TO	Blk	Stl	Min
		FG-FGA	FG-FGA	FT-FTA	Off	Def	Tot				
11	CLARK, Gary	f	5-8	1-3	1-2	5	4	9	2	12	2
24	WASHINGTON, Kyle	f	5-11	0-1	1-4	1	5	6	1	11	1
01	EVANS, Jacob	g	2-4	1-2	6-6	1	1	2	1	11	4
15	BROOME, Cane	g	1-3	0-1	2-4	0	1	1	0	4	2
34	CUMBERLAND, Jarron	g	7-14	4-10	1-4	1	8	9	0	19	3
02	WILLIAMS, Keith	g	2-6	0-2	0-3	0	2	2	0	4	2
03	JENIFER, Justin	g	4-5	4-5	4-4	1	1	2	1	16	2
05	MOORE, Trevor	g	1-3	1-3	2-4	1	1	2	1	5	0
13	SCOTT, Tre	g	2-2	0-0	2-2	3	3	5	0	6	3
14	BART, Jackson	g	0-0	0-0	0-0	0	0	0	0	0	0
20	DIARRA, Mamoudou	g	1-5	1-2	2-2	1	2	3	0	5	1
22	NSOSEME, Eliel	g	1-1	0-0	0-1	1	4	5	3	2	2
31	MARTIN, Sam	g	0-0	0-0	0-0	0	0	0	0	0	0
32	KOZ, John	g	0-0	0-0	0-0	0	0	0	0	0	0
33	BROOKS, Nysier	g	1-1	0-0	0-0	0	2	2	1	2	1
Team			1-2								
Totals		32-63	12-29	21-36	15	36	51	10	97	23	7

FG % 1st Half: 19-38 50.0% 2nd half: 13-25 52.0% Game: 32-63 50.8%  
3FG % 1st Half: 9-18 50.0% 2nd half: 3-11 27.3% Game: 12-29 41.4%  
FT % 1st Half: 8-14 57.1% 2nd half: 13-22 59.1% Game: 21-36 58.3%

Deadball Rebounds 7,1

Officials: Tony Greene, Bart Lenox, Tommy Short  
Technical fouls: Coppin State-None. Cincinnati-None.  
Attendance: 7158

Score by periods	1st	2nd	Total
Coppin State	26	28	54
Cincinnati	55	42	97

Points	In	Off	2nd	Fast	Bench
CSUM	Paint	T/O	Chance	Break	
CIN	20	5	2	16	40
	38	16	7	7	16

## GAME 2 • NOV. 13, 2017 WESTERN CAROLINA (51) AT 12/13 CINCINNATI (102) BB&T ARENA (HIGHLAND HEIGHTS, KY.)

### Western Carolina 51 • 0-2

#	Player	Total	3-Ptr	Rebounds	PF	TP	A	TO	Blk	Stl	Min
		FG-FGA	FG-FGA	FT-FTA	Off	Def	Tot				
12	Marc Gosselin	f	2-5	0-1	0-0	3	0	3	4	4	3
23	Mike Amius	f	2-7	0-0	3-5	2	2	4	3	7	0
33	Onno Steger	f	0-3	0-1	0-1	0	0	0	0	0	3
05	Devin Peterson	g	2-5	0-0	1-2	0	2	2	3	5	2
11	Haboubacar Mutombo	g	1-8	0-2	0-0	1	1	2	1	2	0
00	Maurice Smith	g	1-4	0-0	1-4	0	3	2	3	1	0
01	Desmond Johnson	g	0-2	0-0	2-2	0	2	2	3	2	1
02	Matt Halvorsen	g	5-9	3-7	2-2	0	1	1	1	15	0
03	Jason McMillan	g	0-0	0-0	0-0	0	0	0	0	0	0
13	Deriece Parks	g	4-6	2-4	0-0	0	2	2	2	10	2
21	Marcus Thomas	g	0-1	0-0	0-0	1	0	1	0	0	0
24	Ashley Williams	g	0-1	0-1	0-0	0	0	0	0	0	0
32	Devonte Fuller	g	1-2	0-0	0-0	0	1	1	0	2	0
35	Yalim Olcay	g	0-0	0-0	1-2	1	1	2	1	1	0
41	Charlene Brooks	g	0-0	0-0	0-0	1	0	1	1	0	0
44	Adam Sleded	g	0-3	0-0	0-0	1	0	1	2	0	0
Team			1-2								
Totals		18-56	5-16	10-18	11	17	28	23	51	9	22

FG % 1st Half: 10-25 40.0% 2nd half: 8-31 25.8% Game: 18-56 32.1%  
3FG % 1st Half: 4-7 57.1% 2nd half: 1-9 11.1% Game: 5-16 31.3%  
FT % 1st Half: 5-11 45.5% 2nd half: 5-7 71.4% Game: 10-18 55.6%

Deadball Rebounds 2,1

### Cincinnati 102 • 2-0

#	Player	Total	3-Ptr	Rebounds	PF	TP	A	TO	Blk	Stl	Min
		FG-FGA	FG-FGA	FT-FTA	Off	Def	Tot				
11	CLARK, Gary	f	2-5	0-1	4-4	1	1	2	1	8	1
33	BROOKS, Nysier	g	2-5	0-1	0-0	4	4	8	2	2	1
01	EVANS, Jacob	g	2-3	1-1	4-6	2	4	6	2	9	6
03	JENIFER, Justin	g	0-3	0-2	2-2	0	0	0	0	2	2
34	CUMBERLAND, Jarron	g	6-9	4-6	4-4	0	2	2	1	20	2
02	WILLIAMS, Keith	g	5-7	0-2	0-2	0	1	1	0	10	1
05	MOORE, Trevor	g	1-3	1-3	2-2	0	3	1	5	1	0
13	SCOTT, Tre	g	1-2	0-0	2-3	1	5	6	3	6	3
14	BART, Jackson	g	0-2	0-2	0-0	0	0	0	0	0	0
15	BROOME, Cane	g	6-11	2-3	1-2	1	1	2	2	15	4
20	DIARRA, Mamoudou	g	3-6	0-0	3-4	2	4	6	1	9	0
24	WASHINGTON, Kyle	g	4-7	1-1	5-5	1	6	7	2	14	0
31	MARTIN, Sam	g	0-1	0-0	0-0	0	0	0	0	0	0
32	KOZ, John	g	0-0	0-0	0-0	0	0	0	0	0	0
Team			3-4								
Totals		33-64	9-21	27-34	15	32	47	17	102	24	13

FG % 1st Half: 15-30 50.0% 2nd half: 18-34 52.9% Game: 33-64 51.6%  
3FG % 1st Half: 3-9 33.3% 2nd half: 6-12 50.0% Game: 9-21 42.9%  
FT % 1st Half: 13-18 72.2% 2nd half: 14-16 87.5% Game: 27-34 79.4%

Deadball Rebounds 5,1

Officials: Zelton Steed, Byron Jarrett, Wil Howard  
Technical fouls: Western Carolina-None. Cincinnati-None.  
Attendance: 7051

Score by periods	1
------------------	---

## 2017-18 BOXSCORES

# GAME 5 • NOV. 21, 2017 • CAYMAN ISLANDS CLASSIC SEMIS RICHMOND (48) VS 12/13 CINCINNATI (75) JOHN GRAY GYMNASIUM (GEORGE TOWN, CAYMAN ISLANDS)

## Richmond 48 • 1-3

#	Player	Total		3-Ptr		Rebounds			PF	TP	A	TO	Blk	Stl	Min
		FG-FGA	FG-FGA	FT-FTA	FT-FTA	Off	Def	Tot							
13	STANSBURY, Solly	f	2-4	0-1	3-6	0	1	1	0	7	1	0	0	2	20
33	GOLDEN, Grant	f	2-8	0-1	0-0	0	1	1	4	4	0	2	1	0	22
00	GILYARD, Jacob	g	3-9	2-4	4-4	0	2	2	0	12	2	1	0	2	32
05	SHEROD, Nick	g	1-5	0-2	0-0	0	1	1	2	2	1	0	0	1	19
11	BUCKINGHAM, De'Mont	g	2-7	1-3	1-2	2	5	7	1	6	3	7	0	0	32
01	KIRBY, Joe		2-2	2-2	0-0	1	0	1	0	6	0	0	0	0	3
02	FORE, Khwan		0-0	0-0	1-2	0	1	1	3	1	1	2	0	0	14
04	CAYO, Nathan		3-4	0-1	0-0	1	1	2	2	6	1	0	1	0	23
25	MADRID-ANDREWS, J		0-0	0-0	0-0	0	2	2	1	0	0	2	1	0	11
32	JOHNSON, Julius		1-3	1-2	1-2	0	1	1	4	4	2	3	0	2	16
44	FRIENDSHUH, Paul		0-0	0-0	0-0	0	0	0	1	0	0	3	0	0	8
Team						1	2	3							
Totals			16-42	6-16	10-17	5	17	22	18	48	11	20	3	7	200
FG % 1st Half: 4-18 22.2%		2nd half: 12-24 50.0%		Game: 16-42 38.1%		Deadball		Rebounds							
3FG % 1st Half: 1-8 12.5%		2nd half: 5-8 62.5%		Game: 6-16 37.5%											
FT % 1st Half: 5-11 45.5%		2nd half: 5-6 83.3%		Game: 10-17 58.8%											

## Cincinnati 75 • 5-0

#	Player	Total		3-Ptr		Rebounds			PF	TP	A	TO	Blk	Stl	Min
		FG-FGA	FG-FGA	FT-FTA	FT-FTA	Off	Def	Tot							
01	EVANS, Jacob	f	5-8	2-5	0-0	0	1	1	2	12	4	1	2	0	22
11	CLARK, Gary	f	2-5	2-3	2-2	2	6	8	1	8	7	1	0	1	20
33	BROOKS, Nysier	c	1-2	0-0	0-0	0	1	1	2	2	0	2	1	0	15
03	JENIFER, Justin	g	3-4	3-4	0-0	0	1	1	3	9	3	3	0	0	15
34	CUMBERLAND, Jarron	g	2-7	2-5	0-0	2	3	5	0	6	0	1	1	2	18
02	WILLIAMS, Keith		0-2	0-0	1-2	0	1	1	2	1	1	3	0	1	15
05	MOORE, Trevor		3-6	3-6	0-0	1	7	8	2	9	3	1	0	1	24
13	SCOTT, Tre		1-1	0-0	2-4	0	3	3	2	4	0	1	0	1	20
14	BART, Jackson		1-2	1-1	0-0	0	0	0	0	3	0	0	0	0	1
15	BROOME, Cane		5-7	0-0	3-4	0	2	2	2	13	1	5	0	2	23
22	NSOSEME, Eliel		0-0	0-0	0-1	0	1	1	1	0	0	0	0	0	7
24	WASHINGTON, Kyle		2-2	0-0	2-2	1	1	2	2	6	1	2	0	1	18
31	MARTIN, Sam		0-0	0-0	2-2	0	0	0	2	2	0	0	0	0	2
Team						1	1	2							
Totals			25-46	13-24	12-17	7	28	35	21	75	20	20	4	9	200
FG % 1st Half: 14-26 53.8%		2nd half: 11-20 55.0%		Game: 25-46 54.3%		Deadball		Rebounds							
3FG % 1st Half: 8-14 57.1%		2nd half: 5-10 50.0%		Game: 13-24 54.2%											
FT % 1st Half: 4-6 66.7%		2nd half: 8-11 72.7%		Game: 12-17 70.6%											

Officials: John Higgins, Jeff Anderson, Matt Potter  
Technical fouls: Richmond-None. Cincinnati-None.  
Attendance: 1400

Score by periods	1st	2nd	Total
Richmond	14	34	48
Cincinnati	40	35	75

Last FG - RICH 2nd-00:55, CIN 2nd-00:01.  
Largest lead - RICH None, CIN by 34 2nd-04:11.

In	Off	2nd	Fast
Paint	T/O	Chance	Break
Points RICH	16	10	7
CIN	26	13	6

Score tied - 0 times.  
Lead changed - 0 times.

# GAME 6 • NOV. 22, 2017 • CAYMAN ISLANDS CLASSIC FINALS WYOMING (53) VS 12/13 CINCINNATI (78) JOHN GRAY GYMNASIUM (GEORGE TOWN, CAYMAN ISLANDS)

## Wyoming 53 • 4-1

#	Player	Total		3-Ptr		Rebounds			PF	TP	A	TO	Blk	Stl	Min
		FG-FGA	FG-FGA	FT-FTA	FT-FTA	Off	Def	Tot							
05	HERNDON, Alan	f	4-8	1-3	3-5	2	4	6	0	12	3	1	1	0	33
20	DALTON, Hayden	f	4-11	3-9	4-5	0	5	5	4	15	1	1	0	0	32
00	REDDING, Nyaires	g	0-4	0-0	2-2	0	3	3	1	2	1	1	0	0	23
03	AKA GORSKI, Alex	g	0-3	0-2	2-2	0	2	2	1	2	1	2	0	0	21
24	ADAMS, Louis	g	5-14	0-2	2-4	1	2	3	2	12	0	3	1	0	34
02	MOEMEKA, Andrew		0-1	0-0	0-0	1	0	1	2	0	0	0	0	1	11
10	KELLEY, Cody		0-1	0-1	2-2	0	1	1	2	2	1	4	0	1	17
12	MALDONADO, Hunter		1-5	1-3	2-5	0	1	1	2	5	2	1	0	1	19
13	EVERBUCK, Sam		0-0	0-0	0-0	0	0	0	0	0	1	0	0	0	5
14	MUELLER, Austin		0-0	0-0	0-0	0	0	0	0	0	0	0	0	0	1
15	JONES, Brodricks		1-1	1-1	0-0	0	0	0	0	3	0	0	0	0	2
33	NAUGHTON, Jordan		0-0	0-0	0-0	0	0	0	1	0	0	0	0	0	2
Team						4	2	6							
Totals			15-48	6-21	17-25	8	20	28	15	53	10	14	3	3	200
FG % 1st Half: 5-23 21.7%		2nd half: 10-25 40.0%		Game: 15-48 31.3%		Deadball		Rebounds							
3FG % 1st Half: 2-11 18.2%		2nd half: 4-10 40.0%		Game: 6-21 28.6%											
FT % 1st Half: 8-9 88.9%		2nd half: 9-16 56.3%		Game: 17-25 68.0%											

## Cincinnati 78 • 6-0

#	Player	Total		3-Ptr		Rebounds			PF	TP	A	TO	Blk	Stl	Min
		FG-FGA	FG-FGA	FT-FTA	FT-FTA	Off	Def	Tot							
01	EVANS, Jacob	f	4-11	2-3	0-0	0	2	2	4	10	5	3	0	1	34
11	CLARK, Gary	f	8-12	0-2	1-1	2	4	6	3	17	0	1	2	0	29
24	WASHINGTON, Kyle	f	8-12	0-0	0-1	4	7	11	3	16	1	1	2	0	21
03	JENIFER, Justin	g	2-4	2-2	1-2	2	1	3	1	7	2	0	0	0	25
34	CUMBERLAND, Jarron	g	2-6	1-2	1-2	0	2	2	2	6	1	0	1	1	25
02	WILLIAMS, Keith		1-3	1-2	1-2	0	0	0	0	4	0	0	0	1	11
05	MOORE, Trevor		1-3	1-2	0-0	0	3	3	1	3	0	0	0	0	15
13	SCOTT, Tre		1-2	0-0	0-0	0	4	4	0	2	0	1	0	0	12
14	BART, Jackson		0-0	0-0	0-0	0	0	0	0	0	0	0	0	0	1
15	BROOME, Cane		4-8	0-1	2-2	2	0	2	2	10	3	2	0	2	14
22	NSOSEME, Eliel		0-0	0-0	1-2	0	0	0	0	1	0	0	0	0	2
31	MARTIN, Sam		0-0	0-0	0-0	0	0	0	1	0	0	1	0	0	2
33	BROOKS, Nysier		0-1	0-0	2-2	1	1	2	2	2	0	1	0	2	10
Team						2	6	8							
Totals			31-62	7-14	9-14	13	30	43	19	78	12	10	5	8	200
FG % 1st Half: 15-30 50.0%		2nd half: 16-32 50.0%		Game: 31-62 50.0%		Deadball		Rebounds							
3FG % 1st Half: 3-7 42.9%		2nd half: 4-7 57.1%		Game: 7-14 50.0%											
FT % 1st Half: 4-6 66.7%		2nd half: 5-8 62.5%		Game: 9-14 64.3%											

Officials: John Higgins, Ron Groover, Steve Olson  
Technical fouls: Wyoming-None. Cincinnati-JENIFER, Justin.  
Attendance: 1530

Score by periods	1st	2nd	Total
Wyoming	20	33	53
Cincinnati	37	41	78

Last FG - WYO 2nd-00:56, CIN 2nd-01:07.  
Largest lead - WYO None, CIN by 29 2nd-01:07.

Score tied - 0 times.  
Lead changed - 0 times.

# GAME 7 • NOV. 27, 2017 ALABAMA STATE (51) AT 11/9 CINCINNATI (83) BB&T ARENA (HIGHLAND HEIGHTS, KY.)

## Alabama State 51 • 0-7

#	Player	Total		3-Ptr		Rebounds			PF	TP	A	TO
---	--------	-------	--	-------	--	----------	--	--	----	----	---	----

# 2017-18 BOXSCORES

## GAME 9 • DEC. 9, 2017 • NEVER FORGET TRIBUTE CLASSIC 17/17 CINCINNATI (60) VS 5/5 FLORIDA (66) PRUDENTIAL CENTER (NEWARK, N.J.)

### Cincinnati 60 • 7-2

#	Player	Total		3-Ptr		Rebounds			PF	TP	A	TO	Blk	Stl	Min
		FG-FGA	FG-FGA	FT-FTA	FT-FTA	Off	Def	Tot							
11	CLARK, Gary	f	4-8	0-0	1-2	8	5	13	2	9	1	2	0	1	35
24	WASHINGTON, Kyle	f	4-8	1-1	2-2	0	4	4	3	11	0	4	1	1	23
01	EVANS, Jacob	g	4-13	0-4	5-7	1	5	6	4	13	0	5	1	2	37
03	JENIFER, Justin	g	0-3	0-2	0-0	0	0	0	2	0	1	1	0	0	23
34	CUMBERLAND, Jarron	g	4-12	2-6	0-1	1	1	2	4	10	2	2	2	1	29
02	WILLIAMS, Keith	g	0-0	0-0	0-0	0	1	1	0	0	0	1	0	0	2
13	SCOTT, Tre	g	0-1	0-0	0-0	1	1	2	1	0	0	1	0	0	19
25	BROOME, Cane	g	6-8	1-2	2-4	0	3	3	2	15	0	2	1	2	28
22	NSOSEME, Eliel	g	0-0	0-0	0-0	0	0	0	1	0	0	1	0	0	1
33	BROOKS, Nysier	g	1-1	0-0	0-0	0	2	2	2	2	0	0	0	0	3
Team						2	0	2			2				
Totals			23-54	4-15	10-16	13	22	35	21	60	4	21	5	7	200

FG % 1st Half: 12-27 44.4% 2nd half: 11-27 40.7% Game: 23-54 42.6%  
3FG % 1st Half: 3-8 37.5% 2nd half: 1-7 14.3% Game: 4-15 26.7%  
FT % 1st Half: 1-3 33.3% 2nd half: 9-13 69.2% Game: 10-16 62.5%

Deadball  
Rebounds  
2

### Florida 66 • 6-3

#	Player	Total		3-Ptr		Rebounds			PF	TP	A	TO	Blk	Stl	Min
		FG-FGA	FG-FGA	FT-FTA	FT-FTA	Off	Def	Tot							
04	Koulechov, Egor	f	8-15	1-3	4-4	2	5	7	2	21	2	2	0	1	35
25	Stone, Keith	f	1-8	1-3	2-2	0	3	3	3	5	0	1	2	2	25
03	Hudson, Jalen	g	6-8	3-5	2-2	1	2	3	2	17	0	3	1	2	25
05	Allen, KeVaughn	g	1-5	0-2	0-1	0	1	1	2	2	1	1	0	0	26
11	Chiozza, Chris	g	6-10	1-2	2-2	1	3	4	4	15	6	3	0	0	36
00	Okauru, Mike	g	0-0	0-0	0-0	0	1	1	0	0	0	0	0	0	4
12	Gak, Gorjok	g	0-1	0-0	0-0	0	1	1	2	0	0	1	1	0	7
13	Hayes, Kavarrius	g	0-3	0-0	2-3	3	6	1	2	0	1	2	1	2	27
24	Ballard, Deaundrea	g	1-4	0-0	2-3	0	2	2	1	4	0	1	0	1	15
Team						4	1	5			2				
Totals			23-54	6-15	14-17	11	22	33	17	66	9	15	6	7	200

FG % 1st Half: 12-25 48.0% 2nd half: 11-29 37.9% Game: 23-54 42.6%  
3FG % 1st Half: 4-7 57.1% 2nd half: 2-8 25.0% Game: 6-15 40.0%  
FT % 1st Half: 6-7 85.7% 2nd half: 8-10 80.0% Game: 14-17 82.4%

Deadball  
Rebounds  
1

Officials: Byron Jarrett, Don Daily, Doug Shows  
Technical fouls: Cincinnati-None. Florida-None.  
Attendance: 9112  
2017 Never Forget Tribute Classic Game 2

Score by periods	1st	2nd	Total
Cincinnati	28	32	60
Florida	34	32	66

	In	Off	2nd	Fast	Bench
Points	Paint	T/O	Chance	Break	
CIN	36	17	14	2	17
UF	24	27	8	11	6

Last FG - CIN 2nd-03:22, UF 2nd-00:10.  
Largest lead - CIN by 6 1st-16:45, UF by 8 1st-06:42.

Score tied - 13 times.  
Lead changed - 10 times.

## GAME 11 • DEC. 16, 2017 25/RV CINCINNATI (77) AT RV/RV UCLA (63) PAULEY PAVILION (LOS ANGELES, CALIF.)

### Cincinnati 77 • 9-2

#	Player	Total		3-Ptr		Rebounds			PF	TP	A	TO	Blk	Stl	Min
		FG-FGA	FG-FGA	FT-FTA	FT-FTA	Off	Def	Tot							
11	CLARK, Gary	f	5-11	0-1	0-0	3	8	11	2	10	4	0	3	3	35
24	WASHINGTON, Kyle	f	7-11	1-2	4-6	0	4	4	2	19	1	2	2	4	29
01	EVANS, Jacob	g	5-11	4-6	2-2	2	3	5	3	16	2	3	0	1	38
03	JENIFER, Justin	g	1-4	0-2	5-6	0	2	2	0	7	1	0	0	1	20
34	CUMBERLAND, Jarron	g	4-8	2-3	0-5	0	4	4	3	10	5	1	0	1	31
02	WILLIAMS, Keith	g	2-6	0-1	0-0	2	1	3	1	4	1	1	0	0	11
05	MOORE, Trevor	g	0-0	0-0	0-0	0	0	0	0	0	0	0	0	0	0+
13	SCOTT, Tre	g	0-0	0-0	0-0	1	0	1	1	0	0	0	0	0	5
25	BROOME, Cane	g	2-6	1-2	4-4	1	1	2	0	9	3	1	0	1	20
22	NSOSEME, Eliel	g	0-0	0-0	0-0	0	1	1	0	0	0	0	0	1	6
33	BROOKS, Nysier	g	1-1	0-0	0-0	0	1	1	4	2	0	0	0	0	5
Team						1	0	1			1				
Totals			27-58	8-17	15-23	10	25	35	16	77	17	9	5	12	200

FG % 1st Half: 13-28 46.4% 2nd half: 14-30 46.7% Game: 27-58 46.6%  
3FG % 1st Half: 5-11 45.5% 2nd half: 3-6 50.0% Game: 8-17 47.1%  
FT % 1st Half: 5-8 62.5% 2nd half: 10-15 66.7% Game: 15-23 65.2%

Deadball  
Rebounds  
4

### UCLA 63 • 7-3

#	Player	Total		3-Ptr		Rebounds			PF	TP	A	TO	Blk	Stl	Min
		FG-FGA	FG-FGA	FT-FTA	FT-FTA	Off	Def	Tot							
14	Goloman, Gyorgy	f	1-3	0-1	1-2	1	2	3	4	3	1	2	1	0	18
40	Welsh, Thomas	c	2-7	0-2	0-0	4	5	9	3	4	4	3	0	0	35
03	Holiday, Aaron	g	6-12	3-7	2-2	0	0	0	2	17	3	4	0	0	37
13	Wilkes, Kris	g	5-13	1-5	1-2	3	5	8	3	12	2	2	2	1	28
23	Ali, Prince	g	3-5	2-4	0-0	0	1	1	1	8	0	1	0	0	24
00	Olesinski, Alex	g	1-2	1-2	2-2	0	7	7	3	5	0	0	0	0	22
04	Hands, Jaylen	g	5-13	4-7	0-0	1	3	4	3	14	1	4	1	1	26
05	Smith, Chris	g	0-1	0-1	0-1	0	0	0	2	0	0	2	0	0	8
34	Okwarabizie, Ikenna	g	0-0	0-0	0-0	0	0	0	0	0	0	0	0	0	2
Team						1	2	3							
Totals			23-56	11-29	6-9	10	25	35	21	63	11	18	4	2	200

FG % 1st Half: 8-21 38.1% 2nd half: 15-35 42.9% Game: 23-56 41.1%  
3FG % 1st Half: 3-11 27.3% 2nd half: 8-18 44.4% Game: 11-29 37.9%  
FT % 1st Half: 4-6 66.7% 2nd half: 2-3 66.7% Game: 6-9 66.7%

Deadball  
Rebounds  
1

Officials: John Higgins, Chris Rastatter, Nate Harris  
Technical fouls: Cincinnati-None. UCLA-None.  
Attendance: 10018

Score by periods	1st	2nd	Total
Cincinnati	36	41	77
UCLA	23	40	63

	In	Off	2nd	Fast	Bench
Points	Paint	T/O	Chance	Break	
CIN	30	23	9	6	15
UCLA	20	11	4	4	19

Last FG - CIN 2nd-02:49, UCLA 2nd-00:22.  
Largest lead - CIN by 19 2nd-15:40, UCLA by 5 1st-17:59.

Score tied - 4 times.  
Lead changed - 1 time.

## GAME 10 • DEC. 12, 2017 RV/RV MISSISSIPPI STATE (50) VS 25/RV CINCINNATI (65) BB&T ARENA (HIGHLAND HEIGHTS, KY.)

### Mississippi St. 50 • 8-1

#	Player	Total		3-Ptr		Rebounds			PF	TP	A	TO	Blk	Stl	Min
		FG-FGA	FG-FGA	FT-FTA	FT-FTA	Off	Def	Tot							
24	Abdul Ado	f	0-1	0-0	0-0	2	2	4	1	0	0	1	3	4	27
35	Aric Holman	f	7-12	3-3	1-2	5	5	10	1	18	1	1	1	0	26
00	Nick Weatherspoon	g	6-11	0-1	0-0	0	1	1	2	12	2	2	0	3	26
11	Q Weatherspoon	g	3-12	1-3	5-6	1	6	7	3	12	3	3	0	1	34
23	Tyson Carter	g	3-7	2-5	0-0	0	0	0	1	8	1	0	0	0	23
01	Lamar Peters	g	0-11	0-7	0-0	0	1	1	4	0	2	6	0	1	21
02	Eli Wright	g	0-3	0-1	0-0	1	2	3	2	0	0	2	0	0	16
03	Xavian Stapleton	g	0-4	0-1	0-0	1	0	1	2	0	0	0	0	0	12
22	KeyShawn Feazell	g	0-1	0-0	0-0	0	0	0	0	0	0	0	0	0	2
34	Schneider Herard	g	0-1	0-0	0-0	1	2	3	0	0	0	0	0	0	9
45	E.J. Datcher	g	0-0	0-0	0-0	0	0	0	0	0	0	0	0	0	4
Team						6	2	8			1				
Totals			19-63	6-21	6-8	17	21	38	16	50	9	16	4	9	200

FG % 1st Half: 10-28 35.7% 2nd half: 9-35 25.7% Game: 19-63 30.2%  
3FG % 1st Half: 4-10 40.0% 2nd half: 2-11 18.2% Game: 6-21 28.6%  
FT % 1st Half: 1-2 50.0% 2nd half: 5-6 83.3% Game: 6-8 75.0%

Deadball  
Rebounds  
1,2

### Cincinnati 65 • 8-2

#	Player		Total			Rebounds			PF	TP	A	TO	Blk	Stl	Min
			FG-FGA	3-Ptr	FT-FTA	Off	Def	Tot							
11	CLARK, Gary	f	2-6	1-3	4-4	6	7	13	3	9	4	4	5	2	34
24	WASHINGTON, Kyle	f	8-15	0-1	0-0	0	5	5	1	16	1	1	1	0	31
01	EVANS, Jacob	g	7-13	4-7	6-6	2	6	8	2	24	2	2	3	0	35
03	JENIFER, Justin	g	1-3	1-1	0-0	0	0	0	1	3	3	1	0	0	19
34	CUMBERLAND, Jarron	g	1-8	1-4	4-6	1	4	5	0	7	3	2	1	0	30
02	WILLIAMS, Keith		2-4	0-2	0-0	0	1	1	1	4	0	2	1	0	13
13	MOORE, Trevor		0-1	0-1	0-0	0	0	0	0	0	0	0	0	1	3
15	SCOTT, Tre		0-0	0-0	0-0	0	0	0	1	0	0	0	0	0	6
16	BROOME, Cane		1-4	0-1	0-0	0	0	0	2	4	2	0	2	0	20
20	DIARRA, Mamoudou		0-0	0-0	0-0	0	0	0	0	0	0	0	0	0	1
33	BROOKS, Nysier		0-0	0-0	0-0	0	1	1	0	0	0	0	0	0	8
	Team					1	3	4							
Totals			22-54	7-20	14-16	10	27	37	11	65	18	14	11	5	200

# 2017-18 BOXSCORES

## GAME 13 • DEC. 21, 2017 CLEVELAND STATE (62) VS 20/22 CINCINNATI (81) BB&T ARENA (HIGHLAND HEIGHTS, KY.)

### Cleveland State 62 • 3-8

#	Player	Total		3-Ptr	Rebounds			PF	TP	A	TO	Blk	Stl	Min
		FG-FGA	FG-FGA	FT-FTA	Off	Def	Tot							
02	WRIGHT, Anthony	f	2-3	1-2	1-2	1	2	3	2	6	0	3	1	26
13	KENIC, Stefan	f	3-9	2-3	0-0	2	3	5	2	8	0	2	0	33
04	CARPENTER, Kenny	g	4-10	3-8	0-0	1	1	2	2	11	2	3	0	33
05	APPLEBY, Tyree	g	7-11	0-1	2-2	0	0	0	2	16	4	6	0	22
20	WORD, Bobby	g	3-4	2-2	0-0	0	2	2	0	8	0	0	0	27
01	THOMAS, Kasheem	g	1-4	1-2	0-0	0	0	0	1	3	1	0	0	11
03	HIGHSMITH, Dontel	g	1-2	1-2	3-4	0	1	1	2	6	3	2	0	26
11	HALES, Terrell	g	0-0	0-0	0-0	0	0	0	0	0	0	0	0	1
12	CHRISTIAN, Shawn	g	0-0	0-0	0-0	0	0	0	0	0	0	0	0	1
23	HAIRSTON, Jamarcus	g	2-3	0-1	0-0	1	3	4	2	4	1	0	1	20
Team					0	1	1			1				
Totals		23-46	10-21	6-8	5	13	18	13	62	11	17	2	4	200

FG % 1st Half: 13-19 68.4% 2nd half: 10-27 37.0% Game: 23-46 50.0% Deadball  
3FG % 1st Half: 7-12 58.3% 2nd half: 3-9 33.3% Game: 10-21 47.6% Rebounds  
FT % 1st Half: 1-2 50.0% 2nd half: 5-6 83.3% Game: 6-8 75.0% 1,1

### Cincinnati 81 • 11-2

#	Player	Total		3-Ptr	Rebounds			PF	TP	A	TO	Blk	Stl	Min
		FG-FGA	FG-FGA	FT-FTA	Off	Def	Tot							
11	CLARK, Gary	f	9-12	0-0	0-0	0	5	5	0	18	1	0	2	30
24	WASHINGTON, Kyle	f	6-7	0-1	2-5	4	5	9	2	14	0	1	0	25
01	EVANS, Jacob	g	3-8	1-4	0-0	2	2	4	3	7	4	4	1	33
03	JENIFER, Justin	g	1-4	1-3	0-0	0	1	1	0	3	7	2	0	23
34	CUMBERLAND, Jarron	g	5-14	2-6	4-4	2	2	4	3	16	4	2	0	29
02	WILLIAMS, Keith	g	2-4	1-1	0-0	1	1	2	1	5	0	0	0	9
05	MOORE, Trevor	g	1-3	1-3	0-0	0	0	0	0	3	1	0	0	9
13	SCOTT, Tre	g	1-1	0-0	0-0	0	0	0	0	2	0	0	1	10
14	BART, Jackson	g	0-0	0-0	0-0	0	0	0	0	0	0	0	0	1
15	BROOME, Cane	g	1-3	1-2	2-2	1	1	2	2	5	6	1	0	17
22	NSOSEME, Eliel	g	0-0	0-0	0-0	0	1	1	0	0	0	0	0	2
33	BROOKS, Nysier	g	4-5	0-0	0-0	2	0	2	0	8	1	1	1	12
Team					3	1	4							
Totals		33-61	7-20	8-11	15	19	34	11	81	24	11	5	10	200

FG % 1st Half: 18-32 56.3% 2nd half: 15-29 51.7% Game: 33-61 54.1% Deadball  
3FG % 1st Half: 5-13 38.5% 2nd half: 2-7 28.6% Game: 7-20 35.0% Rebounds  
FT % 1st Half: 2-2 100.0 2nd half: 6-9 66.7% Game: 8-11 72.7% 2

Officials: Anthony Jordan, Randy Heimerman, John Hampton  
Technical fouls: Cleveland State-None. Cincinnati-None.  
Attendance: 7988

Score by periods	1st	2nd	Total
Cleveland State	34	28	62
Cincinnati	43	38	81

	In	Off	2nd	Fast
Points	Paint	T/O	Chance	Break
CSU	24	10	7	7
CIN	48	28	14	17

Last FG - CSU 2nd-01:53, CIN 2nd-01:12.  
Score tied - 3 times.  
Largest lead - CSU by 2 1st-15:30, CIN by 21 2nd-01:12.  
Lead changed - 8 times.

## GAME 14 • DEC. 31, 2017 MEMPHIS VS 21/22 CINCINNATI BB&T ARENA (HIGHLAND HEIGHTS, KY.)

## GAME 15 • JAN. 4, 2018 CINCINNATI AT TEMPLE LIACOURAS CENTER (PHILADELPHIA, PA.)

## GAME 16 • JAN. 7, 2018 SMU VS CINCINNATI BB&T ARENA (HIGHLAND HEIGHTS, KY.)





**2017-18 Cincinnati Basketball**  
**Cincinnati Combined Team Statistics (as of Dec 23, 2017)**  
**All games**



<b>RECORD:</b>	<b>OVERALL</b>	<b>HOME</b>	<b>AWAY</b>	<b>NEUTRAL</b>
ALL GAMES	11-2	7-0	1-1	3-1
CONFERENCE	0-0	0-0	0-0	0-0
NON-CONFERENCE	11-2	7-0	1-1	3-1

#	Player	gp-gs	min	avg	Total		3-Point		F-Throw		Rebounds				pf	dq	a	to	blk	stl	pts	avg
					fg-fga	fg%	3fg-fga	3fg%	ft-fa	ft%	off	def	tot	avg								
01	EVANS, Jacob	13-13	380	29.2	61-125	.488	25-60	.417	30-39	.769	14	42	56	4.3	30	0	41	29	18	15	177	13.6
11	CLARK, Gary	13-13	340	26.2	56-115	.487	7-22	.318	43-50	.860	42	70	112	8.6	22	0	28	14	20	21	162	12.5
34	CUMBERLAND, Jarron	13-13	330	25.4	48-121	.397	21-58	.362	22-39	.564	14	35	49	3.8	23	0	32	25	8	12	139	10.7
24	WASHINGTON, Kyle	13-11	277	21.3	55-99	.556	4-9	.444	24-36	.667	16	49	65	5.0	22	0	5	17	11	7	138	10.6
15	BROOME, Cane	13-3	265	20.4	45-88	.511	14-32	.438	23-32	.719	7	18	25	1.9	24	0	40	25	1	17	127	9.8
03	JENIFER, Justin	13-10	265	20.4	24-63	.381	14-35	.400	16-21	.762	3	8	11	0.8	16	0	36	10	0	6	78	6.0
02	WILLIAMS, Keith	13-0	162	12.5	28-61	.459	2-16	.125	5-14	.357	8	14	22	1.7	9	0	9	13	1	7	63	4.8
05	MOORE, Trevor	12-0	147	12.3	16-40	.400	13-35	.371	8-12	.667	4	24	28	2.3	15	0	7	5	0	9	53	4.4
33	BROOKS, Nysier	13-2	136	10.5	16-27	.593	0-0	.000	11-16	.688	10	20	30	2.3	18	0	4	7	5	7	43	3.3
13	SCOTT, Tre	13-0	167	12.8	13-19	.684	0-0	.000	13-19	.684	17	26	43	3.3	14	0	18	11	3	9	39	3.0
20	DIARRA, Mamoudou	6-0	42	7.0	6-18	.333	1-2	.500	5-6	.833	5	7	12	2.0	3	0	2	4	5	1	18	3.0
14	BART, Jackson	8-0	9	1.1	2-5	.400	2-4	.500	0-0	.000	0	0	0	0.0	0	0	0	0	0	0	6	0.8
22	NSOSEME, Eliel	11-0	67	6.1	2-4	.500	0-0	.000	2-10	.200	7	17	24	2.2	10	0	4	7	5	2	6	0.5
31	MARTIN, Sam	7-0	9	1.3	0-2	.000	0-1	.000	2-2	1.000	0	0	0	0.0	3	0	0	2	0	0	2	0.3
32	KOZ, John	5-0	5	1.0	0-0	.000	0-0	.000	0-0	.000	0	0	0	0.0	0	0	1	0	0	0	0	0.0
Team											23	28	51		1		4					
Total.....		13	2601		372-787	.473	103-274	.376	204-296	.689	170	358	528	40.6	210	0	227	173	77	113	1051	80.8
Opponents.....		13	2600		272-728	.374	97-284	.342	139-191	.728	124	282	406	31.2	255	-	138	225	44	69	780	60.0

<b>TEAM STATISTICS</b>	<b>CIN</b>	<b>OPP</b>
SCORING	1051	780
Points per game	80.8	60.0
Scoring margin	+20.8	-
FIELD GOALS-ATT	372-787	272-728
Field goal pct	.473	.374
3 POINT FG-ATT	103-274	97-284
3-point FG pct	.376	.342
3-pt FG made per game	7.9	7.5
FREE THROWS-ATT	204-296	139-191
Free throw pct	.689	.728
F-Throws made per game	15.7	10.7
REBOUNDS	528	406
Rebounds per game	40.6	31.2
Rebounding margin	+9.4	-
ASSISTS	227	138
Assists per game	17.5	10.6
TURNOVERS	173	225
Turnovers per game	13.3	17.3
Turnover margin	+4.0	-
Assist/turnover ratio	1.3	0.6
STEALS	113	69
Steals per game	8.7	5.3
BLOCKS	77	44
Blocks per game	5.9	3.4
ATTENDANCE	49759	34077
Home games-Avg/Game	7-7108	2-10418
Neutral site-Avg/Game	-	4-3310

<b>Date</b>	<b>Opponent</b>		<b>Score</b>	<b>Att.</b>
11/10/17	SAVANNAH STATE	w	107-77	6610
11/13/17	WESTERN CAROLINA	w	102-51	7051
11/16/17	COPPIN STATE	w	97-54	7158
11/20/17	vs Buffalo	w	73-67	1200
11/21/17	vs Richmond	w	75-48	1400
11/22/17	vs Wyoming	w	78-53	1530
11/27/17	ALABAMA STATE	w	83-51	7012
12/02/17	at Xavier	L	76-89	10817
12/09/17	vs Florida	L	60-66	9112
12/12/17	MISSISSIPPI ST.	w	65-50	8128
12/16/17	at UCLA	w	77-63	10018
12/19/17	UA-PINE BLUFF	w	77-49	5812
12/21/17	CLEVELAND STATE	w	81-62	7988

\* = Conference game

<b>Score by Periods</b>	<b>1st</b>	<b>2nd</b>	<b>Totals</b>
Cincinnati	538	513	1051
Opponents	356	424	780



**2017-18 Cincinnati Basketball**  
 Cincinnati Team Game-by-Game Comparison (as of Dec 23, 2017)  
**All games**



Opponent	1st	2nd	Score	Mar	Total FG	FG Pct	3-Pointers	3FG Pct	Free Throws	FT Pct	Rebounds	Assist	T/Over	Block	Steal	Fouls
SAVANNAH STATE	60/40	47/37	107-77	+30	41-86/26-74	.477/.351	13-39/13-44	.333/.295	12-24/12-16	.500/.750	65/32 +33	24/19	20/17	4/4	7/11	17/24
WESTERN CAROLINA	46/29	56/22	102-51	+51	33-64/18-56	.516/.321	9-21/5-16	.429/.313	27-34/10-18	.794/.556	47/28 +19	24/9	13/22	7/1	11/6	17/23
COPPIN STATE	55/26	42/28	97-54	+43	32-63/19-60	.508/.317	12-29/4-19	.414/.211	21-36/12-12	.583/1000	51/27 +24	23/7	7/11	5/1	7/4	10/24
Buffalo	39/26	34/41	73-67	+6	21-53/23-65	.396/.354	4-10/10-29	.400/.345	27-35/11-17	.771/.647	43/39 +4	11/9	18/17	3/4	7/6	20/30
Richmond	40/14	35/34	75-48	+27	25-46/16-42	.543/.381	13-24/6-16	.542/.375	12-17/10-17	.706/.588	35/22 +13	20/11	20/20	4/3	9/7	21/18
Wyoming	37/20	41/33	78-53	+25	31-62/15-48	.500/.313	7-14/6-21	.500/.286	9-14/17-25	.643/.680	43/28 +15	12/10	10/14	5/3	8/3	19/15
ALABAMA STATE	46/26	37/25	83-51	+32	29-59/22-57	.492/.386	6-22/5-12	.273/.417	19-26/2-2	.731/1000	34/34 -	19/8	7/20	9/3	7/1	11/20
Xavier	30/43	46/46	76-89	(13)	29-69/27-57	.420/.474	8-28/10-21	.286/.476	10-16/25-30	.625/.833	27/44 (17)	14/16	8/16	11/6	10/5	24/15
Florida	28/34	32/32	60-66	(6)	23-54/23-54	.426/.426	4-15/6-15	.267/.400	10-16/14-17	.625/.824	35/33 +2	4/9	21/15	5/6	7/7	21/17
MISSISSIPPI ST.	35/25	30/25	65-50	+15	22-54/19-63	.407/.302	7-20/6-21	.350/.286	14-16/6-8	.875/.750	37/38 (1)	18/9	14/16	11/4	5/9	11/16
UCLA	36/23	41/40	77-63	+14	27-58/23-56	.466/.411	8-17/11-29	.471/.379	15-23/6-9	.652/.667	35/35 -	17/11	9/18	5/4	12/2	16/21
UA-PINE BLUFF	43/16	34/33	77-49	+28	26-58/18-50	.448/.360	5-15/5-20	.333/.250	20-28/8-12	.714/.667	42/28 +14	17/9	15/22	3/3	13/4	12/19
CLEVELAND STATE	43/34	38/28	81-62	+19	33-61/23-46	.541/.500	7-20/10-21	.350/.476	8-11/6-8	.727/.750	34/18 +16	24/11	11/17	5/2	10/4	11/13

Note: Game totals are displayed in the format TEAM/OPPONENT for each category



**2017-18 Cincinnati Basketball**  
**Cincinnati Game-by-Game Highs (as of Dec 23, 2017)**  
**All games**



Opponent	Date	Score	Points	Rebounds	Assists	Steals	Blocked shots
SAVANNAH STATE	11/10/17	107-77	19-EVANS, Jacob	11-CLARK, Gary	5-CUMBERLAND, Ja EVANS, Jacob JENIFER, Justin	2-EVANS, Jacob	2-EVANS, Jacob
WESTERN CAROLINA	11/13/17	102-51	20-CUMBERLAND, Ja	8-BROOKS, Nysier	6-EVANS, Jacob SCOTT, Tre	3-BROOME, Cane	2-WASHINGTON, Kyl
COPPIN STATE	11/16/17	97-54	19-CUMBERLAND, Ja	9-CLARK, Gary CUMBERLAND, Jar	4-EVANS, Jacob	2-MOORE, Trevor	2-WASHINGTON, Kyl
vs Buffalo	11/20/17	73-67	24-CLARK, Gary	14-CLARK, Gary	5-JENIFER, Justin	1-SCOTT, Tre BROOKS, Nysier WILLIAMS, Keith BROOME, Cane CUMBERLAND, Jar EVANS, Jacob CLARK, Gary	1-CLARK, Gary CUMBERLAND, Jar EVANS, Jacob
vs Richmond	11/21/17	75-48	13-BROOME, Cane	8-CLARK, Gary MOORE, Trevor	7-CLARK, Gary	2-BROOME, Cane CUMBERLAND, Jar	2-EVANS, Jacob
vs Wyoming	11/22/17	78-53	17-CLARK, Gary	11-WASHINGTON, Ky	5-EVANS, Jacob	2-BROOKS, Nysier BROOME, Cane	2-CLARK, Gary WASHINGTON, Kyl
ALABAMA STATE	11/27/17	83-51	14-CLARK, Gary	7-CLARK, Gary SCOTT, Tre	4-CUMBERLAND, Ja BROOME, Cane	2-CLARK, Gary EVANS, Jacob MOORE, Trevor	4-EVANS, Jacob
at Xavier	12/02/17	76-89	23-EVANS, Jacob	7-SCOTT, Tre CLARK, Gary	5-BROOME, Cane	2-CLARK, Gary EVANS, Jacob	4-NSOSEME, Eliel
vs Florida	12/09/17	60-66	15-BROOME, Cane	13-CLARK, Gary	2-CUMBERLAND, Ja	2-EVANS, Jacob BROOME, Cane	2-CUMBERLAND, Ja
MISSISSIPPI ST.	12/12/17	65-50	24-EVANS, Jacob	13-CLARK, Gary	4-BROOME, Cane CLARK, Gary	2-BROOME, Cane CLARK, Gary	5-CLARK, Gary
at UCLA	12/16/17	77-63	19-WASHINGTON, Ky	11-CLARK, Gary	5-CUMBERLAND, Ja	4-WASHINGTON, Kyl	3-CLARK, Gary
UA-PINE BLUFF	12/19/17	77-49	17-BROOME, Cane	7-EVANS, Jacob	3-CLARK, Gary BROOME, Cane SCOTT, Tre	3-EVANS, Jacob	1-EVANS, Jacob CLARK, Gary DIARRA, Mamoudo
CLEVELAND STATE	12/21/17	81-62	18-CLARK, Gary	9-WASHINGTON, Kyl	7-JENIFER, Justin	3-CUMBERLAND, Ja	2-CLARK, Gary



**2017-18 Cincinnati Basketball**  
**Cincinnati Points-Rebounds-Assists (as of Dec 23, 2017)**  
**All games**



Opponent	Date	Score		01 EVANS,JACO	02 WILLIAMS,K	03 JENIFER,JU	05 MOORE,TREV	11 CLARK,GARY	13 SCOTT,TRE	14 BART,JACKS
SAVANNAH STATE	11/10/17	107-77	w	19-7-5	10-5-1	15-0-5	8-2-0	13-11-1	4-3-3	0-0-0
WESTERN CAROLINA	11/13/17	102-51	w	9-6-6	10-1-1	2-0-1	5-3-1	8-2-1	6-6-6	0-0-0
COPPIN STATE	11/16/17	97-54	w	11-2-4	4-2-2	16-2-2	5-2-0	12-9-2	6-5-3	0-0-0
vs Buffalo	11/20/17	73-67	w	9-4-3	4-1-0	2-2-5	3-1-0	24-14-0	0-0-0	DNP
vs Richmond	11/21/17	75-48	w	12-1-4	1-1-1	9-1-3	9-8-3	8-8-7	4-3-0	3-0-0
vs Wyoming	11/22/17	78-53	w	10-2-5	4-0-0	7-3-2	3-3-0	17-6-0	2-4-0	0-0-0
ALABAMA STATE	11/27/17	83-51	w	12-2-3	8-2-2	7-0-1	11-3-0	14-7-3	5-7-1	3-0-0
at Xavier	12/02/17	76-89	L	23-2-2	0-1-0	4-0-4	0-2-0	14-7-1	4-7-1	DNP
vs Florida	12/09/17	60-66	L	13-6-0	0-1-0	0-0-1	DNP	9-13-1	0-2-0	DNP
MISSISSIPPI ST.	12/12/17	65-50	w	24-8-2	4-1-0	3-0-3	0-0-0	9-13-4	0-0-1	DNP
at UCLA	12/16/17	77-63	w	16-5-2	4-3-1	7-2-1	0-0-0	10-11-4	0-1-0	DNP
UA-PINE BLUFF	12/19/17	77-49	w	12-7-1	9-2-1	3-0-1	6-4-2	6-6-3	6-5-3	0-0-0
CLEVELAND STATE	12/21/17	81-62	w	7-4-4	5-2-0	3-1-7	3-0-1	18-5-1	2-0-0	0-0-0

Opponent	Date	Score		15 BROOME,CAN	20 DIARRA,MAM	22 NSOSEME,EL	24 WASHINGTON	31 MARTIN,SAM	32 KOZ,JOHN	33 BROOKS,NYS
SAVANNAH STATE	11/10/17	107-77	w	17-4-4	0-0-0	3-8-0	5-4-0	0-0-0	0-0-0	3-7-0
WESTERN CAROLINA	11/13/17	102-51	w	15-2-4	9-6-0	DNP	14-7-0	0-0-0	0-0-0	4-8-2
COPPIN STATE	11/16/17	97-54	w	4-1-2	5-3-1	2-5-2	11-6-1	0-0-0	0-0-0	2-2-1
vs Buffalo	11/20/17	73-67	w	2-2-1	DNP	0-0-0	13-4-0	DNP	DNP	2-2-0
vs Richmond	11/21/17	75-48	w	13-2-1	DNP	0-1-0	6-2-1	2-0-0	DNP	2-1-0
vs Wyoming	11/22/17	78-53	w	10-2-3	DNP	1-0-0	16-11-1	0-0-0	DNP	2-2-0
ALABAMA STATE	11/27/17	83-51	w	2-0-4	2-2-0	0-4-0	8-5-0	0-0-0	0-0-1	9-1-0
at Xavier	12/02/17	76-89	L	16-2-5	DNP	0-3-1	0-2-0	DNP	DNP	0-0-0
vs Florida	12/09/17	60-66	L	15-3-0	DNP	0-0-0	11-4-0	DNP	DNP	2-2-0
MISSISSIPPI ST.	12/12/17	65-50	w	2-0-4	0-0-0	DNP	16-5-1	DNP	DNP	0-1-0
at UCLA	12/16/17	77-63	w	9-2-3	DNP	0-1-0	19-4-1	DNP	DNP	2-1-0
UA-PINE BLUFF	12/19/17	77-49	w	17-3-3	2-1-1	0-1-1	5-2-0	0-0-0	0-0-0	7-1-0
CLEVELAND STATE	12/21/17	81-62	w	5-2-6	DNP	0-1-0	14-9-0	DNP	DNP	8-2-1





2017-18 Cincinnati Basketball  
Cincinnati Points-Rebounds-Assists (as of Dec 23, 2017)  
All games



34				
Opponent	Date	Score		CUMBERLAND
SAVANNAH STATE	11/10/17	107-77	w	10-7-5
WESTERN CAROLINA	11/13/17	102-51	w	20-2-2
COPPIN STATE	11/16/17	97-54	w	19-9-3
vs Buffalo	11/20/17	73-67	w	14-6-2
vs Richmond	11/21/17	75-48	w	6-5-0
vs Wyoming	11/22/17	78-53	w	6-2-1
ALABAMA STATE	11/27/17	83-51	w	2-0-4
at Xavier	12/02/17	76-89	L	15-0-0
vs Florida	12/09/17	60-66	L	10-2-2
MISSISSIPPI ST.	12/12/17	65-50	w	7-5-3
at UCLA	12/16/17	77-63	w	10-4-5
UA-PINE BLUFF	12/19/17	77-49	w	4-3-1
CLEVELAND STATE	12/21/17	81-62	w	16-4-4



**2017-18 Cincinnati Basketball**  
**Cincinnati Season/Career Statistics (as of Dec 23, 2017)**  
**All games**



**SEASON STATISTICS**

**CAREER STATISTICS**

SUMMARY	gp-gs	min/g	fg%	3fg%	ft%	r/g	a/g	stl	blk	pts/g	gp-gs	min/g	fg%	3fg%	ft%	r/g	a/g	stl	blk	pts/g
EVANS, Jacob	13-13	29.2	.488	.417	.769	4.3	3.2	15	18	13.6	82-57	28.3	.441	.386	.758	4.2	2.3	88	75	11.5
CLARK, Gary	13-13	26.2	.487	.318	.860	8.6	2.2	21	20	12.5	116-114	28.6	.519	.337	.702	8.0	2.0	133	156	10.0
CUMBERLAND, Jarron	13-13	25.4	.397	.362	.564	3.8	2.5	12	8	10.7	48-13	20.8	.457	.358	.619	2.8	1.8	46	17	9.0
WASHINGTON, Kyle	13-11	21.3	.556	.444	.667	5.0	0.4	7	11	10.6	49-46	23.8	.520	.373	.700	6.3	0.7	20	53	12.3
BROOME, Cane	13-3	20.4	.511	.438	.719	1.9	3.1	17	1	9.8	13-3	20.4	.511	.438	.719	1.9	3.1	17	1	9.8
JENIFER, Justin	13-10	20.4	.381	.400	.762	0.8	2.8	6	0	6.0	75-10	12.6	.389	.373	.673	0.9	1.8	36	0	3.2
WILLIAMS, Keith	13-0	12.5	.459	.125	.357	1.7	0.7	7	1	4.8	13-0	12.5	.459	.125	.357	1.7	0.7	7	1	4.8
MOORE, Trevor	12-0	12.3	.400	.371	.667	2.3	0.6	9	0	4.4	12-0	12.3	.400	.371	.667	2.3	0.6	9	0	4.4
BROOKS, Nysier	13-2	10.5	.593	.000	.688	2.3	0.3	7	5	3.3	46-2	9.0	.550	.000	.607	1.8	0.1	11	27	2.7
SCOTT, Tre	13-0	12.8	.684	.000	.684	3.3	1.4	9	3	3.0	48-0	10.9	.532	.333	.569	2.7	0.8	26	18	3.0
DIARRA, Mamoudou	6-0	7.0	.333	.500	.833	2.0	0.3	1	5	3.0	6-0	7.0	.333	.500	.833	2.0	0.3	1	5	3.0
BART, Jackson	8-0	1.1	.400	.500	.000	0.0	0.0	0	0	0.8	16-0	1.3	.286	.333	.000	0.0	0.0	0	0	0.4
NSOSEME, Eliel	11-0	6.1	.500	.000	.200	2.2	0.4	2	5	0.5	11-0	6.1	.500	.000	.200	2.2	0.4	2	5	0.5
MARTIN, Sam	7-0	1.3	.000	.000	1.000	0.0	0.0	0	0	0.3	7-0	1.3	.000	.000	1.000	0.0	0.0	0	0	0.3
KOZ, John	5-0	1.0	.000	.000	.000	0.0	0.2	0	0	0.0	11-0	1.4	.000	.000	.000	0.2	0.3	0	0	0.0

SCORING	fg-fga	fg%	3fg-fga	3fg%	ft-fta	ft%	pts	pts/g	fg-fga	fg%	3fg-fga	3fg%	ft-fta	ft%	pts	pts/g
EVANS, Jacob	61-125	.488	25-60	.417	30-39	.769	177	13.6	323-733	.441	139-360	.386	157-207	.758	942	11.5
CLARK, Gary	56-115	.487	7-22	.318	43-50	.860	162	12.5	438-844	.519	34-101	.337	250-356	.702	1160	10.0
CUMBERLAND, Jarron	48-121	.397	21-58	.362	22-39	.564	139	10.7	147-322	.457	59-165	.358	78-126	.619	431	9.0
WASHINGTON, Kyle	55-99	.556	4-9	.444	24-36	.667	138	10.6	239-460	.520	19-51	.373	105-150	.700	602	12.3
BROOME, Cane	45-88	.511	14-32	.438	23-32	.719	127	9.8	45-88	.511	14-32	.438	23-32	.719	127	9.8
JENIFER, Justin	24-63	.381	14-35	.400	16-21	.762	78	6.0	82-211	.389	41-110	.373	37-55	.673	242	3.2
WILLIAMS, Keith	28-61	.459	2-16	.125	5-14	.357	63	4.8	28-61	.459	2-16	.125	5-14	.357	63	4.8
MOORE, Trevor	16-40	.400	13-35	.371	8-12	.667	53	4.4	16-40	.400	13-35	.371	8-12	.667	53	4.4
BROOKS, Nysier	16-27	.593	0-0	.000	11-16	.688	43	3.3	44-80	.550	0-0	.000	34-56	.607	122	2.7
SCOTT, Tre	13-19	.684	0-0	.000	13-19	.684	39	3.0	58-109	.532	1-3	.333	29-51	.569	146	3.0
DIARRA, Mamoudou	6-18	.333	1-2	.500	5-6	.833	18	3.0	6-18	.333	1-2	.500	5-6	.833	18	3.0
BART, Jackson	2-5	.400	2-4	.500	0-0	.000	6	0.8	2-7	.286	2-6	.333	0-0	.000	6	0.4
NSOSEME, Eliel	2-4	.500	0-0	.000	2-10	.200	6	0.5	2-4	.500	0-0	.000	2-10	.200	6	0.5
MARTIN, Sam	0-2	.000	0-1	.000	2-2	1.000	2	0.3	0-2	.000	0-1	.000	2-2	1.000	2	0.3
KOZ, John	0-0	.000	0-0	.000	0-0	.000	0	0.0	0-2	.000	0-2	.000	0-0	.000	0	0.0

TOTALS	o-reb	d-reb	t-reb	pf	fo	ast	to	a/to	o-reb	d-reb	t-reb	pf	fo	ast	to	a/to
EVANS, Jacob	14	42	56	30	0	41	29	1.4	103	238	341	167	2	191	98	1.9
CLARK, Gary	42	70	112	22	0	28	14	2.0	357	574	931	219	0	231	135	1.7
CUMBERLAND, Jarron	14	35	49	23	0	32	25	1.3	50	83	133	86	0	84	60	1.4
WASHINGTON, Kyle	16	49	65	22	0	5	17	0.3	94	214	308	113	2	36	70	0.5
BROOME, Cane	7	18	25	24	0	40	25	1.6	7	18	25	24	0	40	25	1.6
JENIFER, Justin	3	8	11	16	0	36	10	3.6	13	51	64	66	0	138	43	3.2
WILLIAMS, Keith	8	14	22	9	0	9	13	0.7	8	14	22	9	0	9	13	0.7
MOORE, Trevor	4	24	28	15	0	7	5	1.4	4	24	28	15	0	7	5	1.4
BROOKS, Nysier	10	20	30	18	0	4	7	0.6	30	53	83	73	1	6	26	0.2
SCOTT, Tre	17	26	43	14	0	18	11	1.6	41	90	131	39	0	38	27	1.4
DIARRA, Mamoudou	5	7	12	3	0	2	4	0.5	5	7	12	3	0	2	4	0.5
BART, Jackson	0	0	0	0	0	0	0	0.0	0	0	0	2	0	0	0	0.0
NSOSEME, Eliel	7	17	24	10	0	4	7	0.6	7	17	24	10	0	4	7	0.6
MARTIN, Sam	0	0	0	3	0	0	2	0.0	0	0	0	3	0	0	2	0.0
KOZ, John	0	0	0	0	0	1	0	0.0	0	2	2	0	0	3	0	0.0



**2017-18 Cincinnati Basketball**  
**Cincinnati Team High/Low Analysis (as of Dec 23, 2017)**  
**All games**



**Cincinnati - TEAM GAME HIGHS**

POINTS	107	SAVANNAH STATE (11/10/17)
	102	WESTERN CAROLINA (11/13/17)
	97	COPPIN STATE (11/16/17)
	83	ALABAMA STATE (11/27/17)
	81	CLEVELAND STATE (12/21/17)
FIELD GOALS MADE	41	SAVANNAH STATE (11/10/17)
	33	CLEVELAND STATE (12/21/17)
	33	WESTERN CAROLINA (11/13/17)
FIELD GOAL ATTEMPTS	86	SAVANNAH STATE (11/10/17)
	69	at Xavier (12/02/17)
FIELD GOAL PERCENTAGE	.543 (25-46)	vs Richmond (11/21/17)
	.541 (33-61)	CLEVELAND STATE (12/21/17)
3 PT FIELD GOALS MADE	13	vs Richmond (11/21/17)
	13	SAVANNAH STATE (11/10/17)
3 PT FG ATTEMPTS	39	SAVANNAH STATE (11/10/17)
	29	COPPIN STATE (11/16/17)
3 PT FG PERCENTAGE	.542 (13-24)	vs Richmond (11/21/17)
	.500 (7-14)	vs Wyoming (11/22/17)
FREE THROWS MADE	27	vs Buffalo (11/20/17)
	27	WESTERN CAROLINA (11/13/17)
FREE THROW ATTEMPTS	36	COPPIN STATE (11/16/17)
	35	vs Buffalo (11/20/17)
FREE THROW PERCENTAGE	.875 (14-16)	MISSISSIPPI ST. (12/12/17)
	.794 (27-34)	WESTERN CAROLINA (11/13/17)
REBOUNDS	65	SAVANNAH STATE (11/10/17)
	51	COPPIN STATE (11/16/17)
ASSISTS	24	CLEVELAND STATE (12/21/17)
	24	WESTERN CAROLINA (11/13/17)
	24	SAVANNAH STATE (11/10/17)
STEALS	13	UA-PINE BLUFF (12/19/17)
	12	at UCLA (12/16/17)
BLOCKED SHOTS	11	MISSISSIPPI ST. (12/12/17)
	11	at Xavier (12/02/17)
TURNOVERS	21	vs Florida (12/09/17)
	20	vs Richmond (11/21/17)
	20	SAVANNAH STATE (11/10/17)
FOULS	24	at Xavier (12/02/17)
	21	vs Florida (12/09/17)
	21	vs Richmond (11/21/17)



**2017-18 Cincinnati Basketball**  
**Cincinnati High/Low Analysis (as of Dec 23, 2017)**  
**All games**



**Opponent - GAME HIGHS**

POINTS	89	at Xavier (12/02/17)
	77	SAVANNAH STATE (11/10/17)
	67	vs Buffalo (11/20/17)
	66	vs Florida (12/09/17)
	63	at UCLA (12/16/17)
FIELD GOALS MADE	27	at Xavier (12/02/17)
	26	SAVANNAH STATE (11/10/17)
FIELD GOAL ATTEMPTS	74	SAVANNAH STATE (11/10/17)
	65	vs Buffalo (11/20/17)
FIELD GOAL PERCENTAGE	.500 (23-46)	CLEVELAND STATE (12/21/17)
	.474 (27-57)	at Xavier (12/02/17)
3 PT FIELD GOALS MADE	13	SAVANNAH STATE (11/10/17)
	11	at UCLA (12/16/17)
3 PT FG ATTEMPTS	44	SAVANNAH STATE (11/10/17)
	29	at UCLA (12/16/17)
	29	vs Buffalo (11/20/17)
3 PT FG PERCENTAGE	.476 (10-21)	CLEVELAND STATE (12/21/17)
	.476 (10-21)	at Xavier (12/02/17)
FREE THROWS MADE	25	at Xavier (12/02/17)
	17	vs Wyoming (11/22/17)
FREE THROW ATTEMPTS	30	at Xavier (12/02/17)
	25	vs Wyoming (11/22/17)
FREE THROW PERCENTAGE	1.000 (12-12)	COPPIN STATE (11/16/17)
	1.000 (2-2)	ALABAMA STATE (11/27/17)
REBOUNDS	44	at Xavier (12/02/17)
	39	vs Buffalo (11/20/17)
ASSISTS	19	SAVANNAH STATE (11/10/17)
	16	at Xavier (12/02/17)
STEALS	11	SAVANNAH STATE (11/10/17)
	9	MISSISSIPPI ST. (12/12/17)
BLOCKED SHOTS	6	vs Florida (12/09/17)
	6	at Xavier (12/02/17)
TURNOVERS	22	UA-PINE BLUFF (12/19/17)
	22	WESTERN CAROLINA (11/13/17)
FOULS	30	vs Buffalo (11/20/17)
	24	COPPIN STATE (11/16/17)
	24	SAVANNAH STATE (11/10/17)





**2017-18 Cincinnati Basketball**  
**Cincinnati High/Low Analysis (as of Dec 23, 2017)**  
**All games**



**Cincinnati - GAME LOWS**

POINTS	60	vs Florida (12/09/17)
	65	MISSISSIPPI ST. (12/12/17)
	73	vs Buffalo (11/20/17)
	75	vs Richmond (11/21/17)
	76	at Xavier (12/02/17)
FIELD GOALS MADE	21	vs Buffalo (11/20/17)
	22	MISSISSIPPI ST. (12/12/17)
FIELD GOAL ATTEMPTS	46	vs Richmond (11/21/17)
	53	vs Buffalo (11/20/17)
FIELD GOAL PERCENTAGE	.396 (21-53)	vs Buffalo (11/20/17)
	.407 (22-54)	MISSISSIPPI ST. (12/12/17)
3 PT FIELD GOALS MADE	4	vs Buffalo (11/20/17)
	4	vs Florida (12/09/17)
3 PT FG ATTEMPTS	10	vs Buffalo (11/20/17)
	14	vs Wyoming (11/22/17)
3 PT FG PERCENTAGE	.267 (4-15)	vs Florida (12/09/17)
	.273 (6-22)	ALABAMA STATE (11/27/17)
FREE THROWS MADE	8	CLEVELAND STATE (12/21/17)
	9	vs Wyoming (11/22/17)
FREE THROW ATTEMPTS	11	CLEVELAND STATE (12/21/17)
	14	vs Wyoming (11/22/17)
FREE THROW PERCENTAGE	.500 (12-24)	SAVANNAH STATE (11/10/17)
	.583 (21-36)	COPPIN STATE (11/16/17)
REBOUNDS	27	at Xavier (12/02/17)
	34	ALABAMA STATE (11/27/17)
	34	CLEVELAND STATE (12/21/17)
ASSISTS	4	vs Florida (12/09/17)
	11	vs Buffalo (11/20/17)
STEALS	5	MISSISSIPPI ST. (12/12/17)
	7	SAVANNAH STATE (11/10/17)
	7	COPPIN STATE (11/16/17)
	7	vs Buffalo (11/20/17)
	7	ALABAMA STATE (11/27/17)
	7	vs Florida (12/09/17)
BLOCKED SHOTS	3	vs Buffalo (11/20/17)
	3	UA-PINE BLUFF (12/19/17)
TURNOVERS	7	COPPIN STATE (11/16/17)
	7	ALABAMA STATE (11/27/17)
FOULS	10	COPPIN STATE (11/16/17)
	11	ALABAMA STATE (11/27/17)
	11	MISSISSIPPI ST. (12/12/17)
	11	CLEVELAND STATE (12/21/17)



**2017-18 Cincinnati Basketball**  
**Cincinnati High/Low Analysis (as of Dec 23, 2017)**  
**All games**



**Opponent - GAME LOWS**

POINTS	48	vs Richmond (11/21/17)
	49	UA-PINE BLUFF (12/19/17)
	50	MISSISSIPPI ST. (12/12/17)
	51	WESTERN CAROLINA (11/13/17)
	51	ALABAMA STATE (11/27/17)
FIELD GOALS MADE	15	vs Wyoming (11/22/17)
	16	vs Richmond (11/21/17)
FIELD GOAL ATTEMPTS	42	vs Richmond (11/21/17)
	46	CLEVELAND STATE (12/21/17)
FIELD GOAL PERCENTAGE	.302 (19-63)	MISSISSIPPI ST. (12/12/17)
	.313 (15-48)	vs Wyoming (11/22/17)
3 PT FIELD GOALS MADE	4	COPPIN STATE (11/16/17)
	5	WESTERN CAROLINA (11/13/17)
	5	ALABAMA STATE (11/27/17)
	5	UA-PINE BLUFF (12/19/17)
3 PT FG ATTEMPTS	12	ALABAMA STATE (11/27/17)
	15	vs Florida (12/09/17)
3 PT FG PERCENTAGE	.211 (4-19)	COPPIN STATE (11/16/17)
	.250 (5-20)	UA-PINE BLUFF (12/19/17)
FREE THROWS MADE	2	ALABAMA STATE (11/27/17)
	6	MISSISSIPPI ST. (12/12/17)
	6	at UCLA (12/16/17)
	6	CLEVELAND STATE (12/21/17)
FREE THROW ATTEMPTS	2	ALABAMA STATE (11/27/17)
	8	MISSISSIPPI ST. (12/12/17)
	8	CLEVELAND STATE (12/21/17)
FREE THROW PERCENTAGE	.556 (10-18)	WESTERN CAROLINA (11/13/17)
	.588 (10-17)	vs Richmond (11/21/17)
REBOUNDS	18	CLEVELAND STATE (12/21/17)
	22	vs Richmond (11/21/17)
ASSISTS	7	COPPIN STATE (11/16/17)
	8	ALABAMA STATE (11/27/17)
STEALS	1	ALABAMA STATE (11/27/17)
	2	at UCLA (12/16/17)
BLOCKED SHOTS	1	WESTERN CAROLINA (11/13/17)
	1	COPPIN STATE (11/16/17)
TURNOVERS	11	COPPIN STATE (11/16/17)
	14	vs Wyoming (11/22/17)
FOULS	13	CLEVELAND STATE (12/21/17)
	15	vs Wyoming (11/22/17)
	15	at Xavier (12/02/17)



**2017-18 Cincinnati Basketball**  
Cincinnati Player High/Low Analysis (as of Dec 23, 2017)  
**All games**



**Cincinnati - INDIVIDUAL GAME HIGHS**

Points	24		EVANS, Jacob vs Mississippi St. (12/12/17)
	24		CLARK, Gary vs Buffalo (11/20/17)
	23		EVANS, Jacob at Xavier (12/02/17)
	20		CUMBERLAND, Jarron vs Western Carolina (11/13/17)
	19		WASHINGTON, Kyle at UCLA (12/16/17)
	19		CUMBERLAND, Jarron vs Coppin State (11/16/17)
	19		EVANS, Jacob vs Savannah State (11/10/17)
Field Goals Made	9		CLARK, Gary vs Cleveland State (12/21/17)
	9		EVANS, Jacob at Xavier (12/02/17)
Field Goal Att.	15		WASHINGTON, Kyle vs Mississippi St. (12/12/17)
	15		CLARK, Gary at Xavier (12/02/17)
	15		EVANS, Jacob at Xavier (12/02/17)
	15		EVANS, Jacob vs Savannah State (11/10/17)
FG Pct (min 5 made)	.857	(6-7)	WASHINGTON, Kyle vs Cleveland State (12/21/17)
	.750	(9-12)	CLARK, Gary vs Cleveland State (12/21/17)
	.750	(6-8)	BROOME, Cane vs Florida (12/09/17)
3-Point FG Made	5		BROOME, Cane vs Savannah State (11/10/17)
	4		EVANS, Jacob at UCLA (12/16/17)
	4		EVANS, Jacob vs Mississippi St. (12/12/17)
	4		JENIFER, Justin vs Coppin State (11/16/17)
	4		CUMBERLAND, Jarron vs Coppin State (11/16/17)
	4		CUMBERLAND, Jarron vs Western Carolina (11/13/17)
	4		EVANS, Jacob vs Savannah State (11/10/17)
3-Point FG Att.	11		EVANS, Jacob vs Savannah State (11/10/17)
	10		CUMBERLAND, Jarron vs Coppin State (11/16/17)
3-Pt FG Pct (min 2 made)	1.000	(2-2)	JENIFER, Justin vs Wyoming (11/22/17)
	.800	(4-5)	JENIFER, Justin vs Coppin State (11/16/17)
Free Throws Made	11		CLARK, Gary vs Buffalo (11/20/17)
	8		CLARK, Gary vs Alabama State (11/27/17)
Free Throw Att.	13		CLARK, Gary vs Buffalo (11/20/17)
	8		CLARK, Gary vs Alabama State (11/27/17)
FT Pct (min 3 made)	1.000	(8-8)	CLARK, Gary vs Alabama State (11/27/17)
	1.000	(6-6)	CLARK, Gary vs UA-Pine Bluff (12/19/17)
	1.000	(6-6)	EVANS, Jacob vs Mississippi St. (12/12/17)
	1.000	(6-6)	WASHINGTON, Kyle vs Buffalo (11/20/17)
	1.000	(6-6)	EVANS, Jacob vs Coppin State (11/16/17)
	1.000	(5-5)	WASHINGTON, Kyle vs Western Carolina (11/13/17)
	1.000	(4-4)	CUMBERLAND, Jarron vs Cleveland State (12/21/17)
	1.000	(4-4)	BROOME, Cane at UCLA (12/16/17)
	1.000	(4-4)	CLARK, Gary vs Mississippi St. (12/12/17)
	1.000	(4-4)	JENIFER, Justin vs Coppin State (11/16/17)
	1.000	(4-4)	CUMBERLAND, Jarron vs Western Carolina (11/13/17)
	1.000	(4-4)	CLARK, Gary vs Western Carolina (11/13/17)
Rebounds	14		CLARK, Gary vs Buffalo (11/20/17)
	13		CLARK, Gary vs Mississippi St. (12/12/17)
	13		CLARK, Gary vs Florida (12/09/17)
Assists	7		JENIFER, Justin vs Cleveland State (12/21/17)
	7		CLARK, Gary vs Richmond (11/21/17)
Steals	4		WASHINGTON, Kyle at UCLA (12/16/17)
	3		CUMBERLAND, Jarron vs Cleveland State (12/21/17)
	3		EVANS, Jacob vs UA-Pine Bluff (12/19/17)
	3		CLARK, Gary at UCLA (12/16/17)
	3		BROOME, Cane vs Western Carolina (11/13/17)

Blocked Shots	5	CLARK, Gary vs Mississippi St. (12/12/17)
	4	NSOSEME, Eliel at Xavier (12/02/17)
	4	EVANS, Jacob vs Alabama State (11/27/17)
Turnovers	7	CUMBERLAND, Jarron vs Buffalo (11/20/17)
	6	BROOME, Cane vs Savannah State (11/10/17)
Fouls	4	BROOKS, Nysier at UCLA (12/16/17)
	4	EVANS, Jacob vs Florida (12/09/17)
	4	CUMBERLAND, Jarron vs Florida (12/09/17)
	4	BROOME, Cane at Xavier (12/02/17)
	4	CUMBERLAND, Jarron at Xavier (12/02/17)
	4	EVANS, Jacob vs Wyoming (11/22/17)
	4	EVANS, Jacob vs Buffalo (11/20/17)
	4	CUMBERLAND, Jarron vs Buffalo (11/20/17)





**2017-18 Cincinnati Basketball**  
Cincinnati Opponent High/Low Analysis (as of Dec 23, 2017)  
**All games**



**OPPONENT INDIVIDUAL GAME HIGHS**

Points	29		MASSINBURG, CJ vs Buffalo (11/20/17)
	28		BLUIETT, Trevon at Xavier (12/02/17)
	21		Koulechov, Egor vs Florida (12/09/17)
	18		Aric Holman vs Mississippi St. (12/12/17)
	17		Holiday, Aaron at UCLA (12/16/17)
	17		Hudson, Jalen vs Florida (12/09/17)
	17		KANTER, Kerem at Xavier (12/02/17)
	17		HARRIS, Jeremy vs Buffalo (11/20/17)
Field Goals Made	9		MASSINBURG, CJ vs Buffalo (11/20/17)
	8		Koulechov, Egor vs Florida (12/09/17)
Field Goal Att.	21		MASSINBURG, CJ vs Buffalo (11/20/17)
	20		HARRIS, Jeremy vs Buffalo (11/20/17)
FG Pct (min 5 made)	.833	(5-6)	Johnson, Branden vs Alabama State (11/27/17)
	.750	(6-8)	Hudson, Jalen vs Florida (12/09/17)
	.750	(6-8)	KANTER, Kerem at Xavier (12/02/17)
3-Point FG Made	5		BLUIETT, Trevon at Xavier (12/02/17)
	4		Hands, Jaylen at UCLA (12/16/17)
	4		MASSINBURG, CJ vs Buffalo (11/20/17)
	4		HARRIS, Jeremy vs Buffalo (11/20/17)
	4		DASENT, Austin vs Savannah State (11/10/17)
3-Point FG Att.	10		BLUIETT, Trevon at Xavier (12/02/17)
	10		HARRIS, Jeremy vs Buffalo (11/20/17)
3-Pt FG Pct (min 2 made)	1.000	(3-3)	Aric Holman vs Mississippi St. (12/12/17)
	1.000	(2-2)	WORD, Bobby vs Cleveland State (12/21/17)
	1.000	(2-2)	KANTER, Kerem at Xavier (12/02/17)
	1.000	(2-2)	KIRBY, Joe vs Richmond (11/21/17)
Free Throws Made	9		BLUIETT, Trevon at Xavier (12/02/17)
	8		HARPER, Travon vs UA-Pine Bluff (12/19/17)
Free Throw Att.	11		BLUIETT, Trevon at Xavier (12/02/17)
	10		HARPER, Travon vs UA-Pine Bluff (12/19/17)
FT Pct (min 3 made)	1.000	(4-4)	Koulechov, Egor vs Florida (12/09/17)
	1.000	(4-4)	GILYARD, Jacob vs Richmond (11/21/17)
	1.000	(4-4)	DAVIS, Karonn vs Coppin State (11/16/17)
	1.000	(4-4)	MORGAN, Lamar vs Coppin State (11/16/17)
	1.000	(3-3)	CABEZA, Jahir vs Savannah State (11/10/17)
Rebounds	10		Aric Holman vs Mississippi St. (12/12/17)
	10		GATES, Kaiser at Xavier (12/02/17)
	10		MASSINBURG, CJ vs Buffalo (11/20/17)
Assists	8		GOODIN, Quentin at Xavier (12/02/17)
	6		Chiozza, Chris vs Florida (12/09/17)
	6		DASENT, Austin vs Savannah State (11/10/17)
Steals	4		Abdul Ado vs Mississippi St. (12/12/17)
	3		Nick Weatherspoon vs Mississippi St. (12/12/17)
	3		Mike Amius vs Western Carolina (11/13/17)
	3		EVANS, Ty'lik vs Savannah State (11/10/17)
	3		DASENT, Austin vs Savannah State (11/10/17)
Blocked Shots	3		Abdul Ado vs Mississippi St. (12/12/17)
	2		STEEN, Trent vs UA-Pine Bluff (12/19/17)
	2		Wilkes, Kris at UCLA (12/16/17)
	2		Hayes, Kavarrius vs Florida (12/09/17)
	2		Stone, Keith vs Florida (12/09/17)
	2		KANTER, Kerem at Xavier (12/02/17)
	2		Johnson, Branden vs Alabama State (11/27/17)

	2	BERTRAM, Brock vs Buffalo (11/20/17)
Turnovers	7	BUCKINGHAM, De'Monte vs Richmond (11/21/17)
	6	APPLEBY, Tyree vs Cleveland State (12/21/17)
	6	Lamar Peters vs Mississippi St. (12/12/17)
	6	GOODIN, Quentin at Xavier (12/02/17)
Fouls	5	PERKINS, Nick vs Buffalo (11/20/17)
	5	CARUTHERS, Dontay vs Buffalo (11/20/17)
	5	COUNCIL, Cedric vs Coppin State (11/16/17)
	5	TRAORE, Adam vs Coppin State (11/16/17)



Official Basketball Box Score -- Game Totals -- Final Statistics

**Memphis vs Cincinnati**

02/23/17 7 p.m. ET at Fifth Third Arena (Cincinnati, Ohio)



**Memphis 74 • 18-10, 8-7**

##	Player		Total	3-Ptr	FT-FTA	Rebounds			PF	TP	A	TO	Blk	Stl	Min
			FG-FGA	FG-FGA		Off	Def	Tot							
00	LAWSON, KJ	g	7-13	1-2	0-1	0	5	5	2	15	2	2	0	0	37
01	LAWSON, Dedric	g	9-16	1-2	2-4	3	7	10	3	21	3	4	1	1	36
02	RIVERS, Jimario	g	6-6	0-0	0-0	0	2	2	3	12	1	0	0	0	24
03	MARTIN, Jeremiah	g	8-12	1-3	6-7	1	1	2	2	23	11	1	0	0	39
05	CRAWFORD, Markel	g	0-5	0-3	0-0	1	2	3	3	0	0	1	0	3	25
04	CLERGEOT, Keon		0-1	0-0	0-0	0	0	0	2	0	0	0	0	0	7
10	KESSEE, Christian		1-2	1-2	0-0	0	1	1	1	3	2	0	0	0	10
12	RANDALL, Craig		0-1	0-1	0-0	0	0	0	0	0	0	2	0	0	14
15	RYKHOEK, Chad		0-1	0-0	0-0	1	0	1	3	0	1	1	0	0	8
Team						2	1	3				1			
Totals			31-57	4-13	8-12	8	19	27	19	74	20	12	1	4	200

FG % 1st Half: 13-26 50.0% 2nd half: 18-31 58.1% Game: 31-57 54.4%  
 3FG % 1st Half: 3-7 42.9% 2nd half: 1-6 16.7% Game: 4-13 30.8%  
 FT % 1st Half: 3-5 60.0% 2nd half: 5-7 71.4% Game: 8-12 66.7%

Deadball  
Rebounds  
0

**Cincinnati 87 • 25-3, 14-1**

##	Player		Total	3-Ptr	FT-FTA	Rebounds			PF	TP	A	TO	Blk	Stl	Min
			FG-FGA	FG-FGA		Off	Def	Tot							
11	CLARK, Gary	f	3-6	1-2	6-10	3	6	9	2	13	3	2	1	1	31
24	WASHINGTON, Kyle	f	5-7	0-0	6-6	1	5	6	4	16	0	1	0	0	25
01	EVANS, Jacob	g	6-13	1-3	2-2	3	1	4	1	15	2	1	3	2	33
10	CAUPAIN, Troy	g	5-9	2-3	0-0	0	3	3	1	12	7	1	0	3	33
25	JOHNSON, Kevin	g	2-9	2-7	1-2	1	2	3	1	7	3	0	0	1	29
00	MOORE, Quadri		1-1	1-1	2-2	1	0	1	1	5	0	0	0	0	6
03	JENIFER, Justin		0-2	0-1	0-0	0	2	2	1	0	0	0	0	0	5
13	SCOTT, Tre		2-2	0-0	2-2	0	1	1	0	6	0	0	0	1	8
33	BROOKS, Nysier		1-1	0-0	2-2	1	1	2	1	4	0	0	0	0	8
34	CUMBERLAND, Jarron		3-7	1-4	2-2	1	1	2	1	9	4	1	1	0	22
Team						1	0	1							
Totals			28-57	8-21	23-28	12	22	34	13	87	19	6	5	8	200

FG % 1st Half: 18-31 58.1% 2nd half: 10-26 38.5% Game: 28-57 49.1%  
 3FG % 1st Half: 6-12 50.0% 2nd half: 2-9 22.2% Game: 8-21 38.1%  
 FT % 1st Half: 9-11 81.8% 2nd half: 14-17 82.4% Game: 23-28 82.1%

Deadball  
Rebounds  
3

Officials: John Higgins, Michael Stephens, Mike Stuart  
 Technical fouls: Memphis-None. Cincinnati-None.  
 Attendance: 12787

Score by periods	1st	2nd	Total
Memphis	32	42	<b>74</b>
Cincinnati	51	36	<b>87</b>

	In Paint	Off T/O	2nd Chance	Fast Break	Bench
Points MEM	42	5	3	12	3
CIN	32	15	19	10	24

Last FG - MEM 2nd-00:41, CIN 2nd-00:49.  
 Largest lead - MEM None, CIN by 24 1st-03:44.

Score tied - 0 times.  
 Lead changed - 0 times.