



## TABLE OF CONTENTS

### DEVELOPING THE COMPLETE PLAYER

Head coach Brian Kelly and the University of Cincinnati football program have made a pledge to improve each student-athlete in five core areas — intellectual, social, spiritual, physical, and skill. Together, these five components develop a complete player and give each individual a knowledge base that extends beyond the football field.

Intellectual Development.....	4-5
Social Development.....	6-7
Spiritual Development.....	8-9
Physical Development.....	10-11
Skill Development.....	12-13
University of Cincinnati.....	14-15
All-American City.....	16-17
UC's CATAPULT.....	18
Media Exposure.....	19
The BCS Is.....	20
Next Man In.....	21
UC Football History.....	22-25
Ring of Honor.....	26
Hall of Fame.....	27

### COACHES AND STAFF

Brian Kelly - Head Coach.....	92-95
Jeff Quinn - Offensive Coordinator/Offensive Line.....	96
Bob Diaco - Defensive Coordinator.....	97
Kerry Coombs - Associate Head Coach/Defensive Backs.....	98
Mike Elston - Assistant Head Coach/Special Teams/Defensive Line.....	99
Charley Molnar - Passing Game Coordinator/Wide Receivers.....	100
Tim Hinton - Recruiting Coordinator/Running Backs.....	101
Greg Forest - Quarterbacks.....	102
Lorenzo Guess - Tight Ends.....	103
William Inge - Linebackers.....	104
Ernest Jones - Director of Player Services.....	105
Paul Longo - Director of Football Strength & Conditioning.....	106
Bob Mangine - Football Athletics Trainer.....	107
John Widecan - Assistant A.D. for Football Operations.....	108
Beth Rex - Football Program Associate.....	108
Sports Medicine Staff.....	109
Barry Boyd - Equipment.....	109
John Sells - Video.....	109
Jacob Flint - Asst. Strength & Conditioning Coach.....	110
Graduate Assistants/Staff Associates.....	110



NFL Cats.....	28-29
Nippert Stadium.....	30-31
Football Facilities.....	32-33
Richard E. Lindner Varsity Village.....	34-35
Strength and Conditioning.....	36-37
Academic Services.....	38-39
Sports Medicine.....	40-41
Game Day on Campus.....	42
Cats in the Community.....	43
Bearcat Spirit.....	44-45
adidas.....	46

### 2009 SEASON PREVIEW

Alphabetical Roster.....	48-49
Numerical Roster.....	50-51
Season Outlook.....	52-55
Preseason Depth Chart.....	56

### 2009 BEARCATS

Returning Bearcats.....	58-86
Newcomers.....	87-90

### ATHLETICS ADMINISTRATION

Monica Rimai, Interim President.....	112
Mike Thomas, Director of Athletics.....	113
Senior Administration.....	114-115
Head Coaches.....	115
Athletics Staff.....	116-117
UCATS.....	118

### 2008 SEASON REVIEW

Season Review.....	120-121
Final Statistics.....	122-127
Game Recaps and Box Scores.....	128-134

### BIG EAST CONFERENCE

BIG EAST Conference.....	136-137
BIG EAST All-Conference Honors.....	137
2008 BIG EAST Season-in-Review.....	138-140



## 2009 OPPONENTS

2009 Opponents.....	142-145
All-Time Scores vs. '08 Opponents .....	146-148
'09 Opponent Schedules.....	149
BIG EAST Composite Schedule .....	150

## RECORDS AND HISTORY

Rushing Records.....	152-154
Passing Records.....	155-157
Receiving Records.....	158-59
All-Purpose/Total Offense Records.....	160
Scoring Records.....	161-162
Punting Records.....	163
Kickoff Return Records.....	164
Punt Return Records.....	165
Interception Records.....	166
Tackle Records.....	167
Single-Game Offense.....	168
Single-Game Defense.....	169
Season Offense.....	170
Season Defense.....	171
Honors and Awards.....	172-173
All-Americans.....	174-175
All-Star Game Participants.....	176
NFL Draft Choices.....	177
Bearcats in the Pros.....	178-179
All-Time Letterwinners.....	180-183
Year-by-Year Scores.....	184-188
All-Time Coaching Records.....	189
Series Records.....	190-191
Bowl History.....	192-196
Bowl Records.....	197-198

## MEDIA INFORMATION


Media Information.....	200-201
SID Directory.....	201
Media Calendar.....	202
Department Directory.....	203
Radio and Television.....	204
Cincinnati Sports Media.....	205
Bowl Championship Series.....	206
2009-10 Bowl Schedule.....	207

## IN MEMORIAM

The University of Cincinnati lost a trio of legends over the winter with the passing of Jim Kelly Sr., Glenn Sample, and Mike Woods, three of the top names in UC football history.

Kelly was a member of the Bearcats family for the past 50 years, as a student-athlete, coach, administrator, and fan. Sample was a football letterwinner from 1950-52 and a former captain, while Woods was the first consensus first-team All-American in school history.


The 2009 football media guide is dedicated in their memory.



JIM KELLY SR. (1927-2009)



GLENN SAMPLE (1931-2009)



MIKE WOODS (1954-2009)

## 2009 QUICK FACTS

Location .....	Cincinnati, OH 45221
Founded.....	1819
Enrollment.....	36,518
Affiliation.....	NCAA Division I
Conference.....	BIG EAST
Nickname.....	Bearcats
Colors.....	Red & Black
Home Field.....	Nippert Stadium
Surface/Capacity.....	FieldTurf/35,000
Interim President.....	Monica Rimai, JD
Alma Mater, Year.....	Michigan, 1984
Athletics Director.....	Mike Thomas
Alma Mater, Year.....	Colorado State, 1983
Faculty Representative.....	Dr. Fritz Russ

## HISTORY

First Year of Football.....	1885
All-time Record.....	535-541-51
All-time Bowl Record.....	6-5
Last Bowl.....	2009 FedEx Orange Bowl
Last Bowl Opponent.....	Virginia Tech (L, 20-7)

## 2009 TEAM INFORMATION

Basic Offense.....	Spread
Basic Defense.....	Multiple
Letterwinners Returning/Lost.....	43/20
Offense.....	23/5
Defense.....	18/13
Special Teams.....	2/2
Starters Returning/Lost.....	11/14
Offense.....	8/3
Defense.....	1/10
Special Teams.....	2/1

## 2008 INFORMATION

Overall Record.....	11-3
Home/Road/Neutral.....	6-0/5-2/0-1
BIG EAST Record/Finish.....	6-1/First
Home/Road.....	4-0/2-1
Final Ranking.....	17 (AP)/17 (USA Today)

## KEY PHONE NUMBERS

Athletics Department.....	(513) 556-4603
Football.....	(513) 556-5986
Nippert Stadium Press Box.....	(513) 556-1010

## COACHING STAFF

Head Coach.....	Brian Kelly (Assumption '83)
Record at UC/Years.....	22-6/2
Career Record/Years.....	159-57-2/19
Assoc. Head Coach/DB.....	Kerry Coombs
Asst. Head Coach/DL/Spec. Teams.....	Mike Elston
Defensive Coordinator.....	Bob Diaco
Offensive Coordinator.....	Jeff Quinn
Asst. Coaches.....	Greg Forest (QB), Lorenzo Guess (TE), Tim Hinton (RB), William Inge (LB), Charley Molnar (WR)
Asst. AD/Football Ops.....	John Widecan
Strength & Conditioning.....	Paul Longo
Athletic Trainer.....	Bob Mangine
Equipment Manager.....	Barry Boyd

## SPORTS COMMUNICATIONS

Assistant AD/Media Relations.....	Michael Harris michael.harris@uc.edu
Associate SID (Football Contact).....	Ryan Koslen
Mobile.....	(513) 497-3132 ryan.koslen@uc.edu
Associate SID.....	Lara Thornton lara.thornton@uc.edu
Assistant SID.....	Jeremy Martin jeremy.martin@uc.edu
Assistant SID.....	John Berry john.berry@uc.edu
Office.....	(513) 556-5191
Fax.....	(513) 556-0619
Web Site.....	GoBEARCATS.com
Mailing Address.....	Richard E. Lindner Center Suite 860, 2751 O'Varsity Way University of Cincinnati Cincinnati, OH 45221-0021

## EDITORIAL

Cincinnati Sports Communications Department

## EDITOR

Ryan Koslen

## ASSISTANT EDITORS

John Berry, Mike Harris, Jeremy Martin,  
Lara Thornton

## OTHER CONTRIBUTORS

Nick Jeffreys, Kim Sykes, Tim Lolli,  
Maggie McKinley, Sue Harris

## DESIGN

Lara Thornton

## PHOTOGRAPHY

Brett Hansbauer, Wayne Litmer

## CONTRIBUTING PHOTOGRAPHY AND IMAGES

Jeff Harwell, Rick Haye, Andrew Higley, Ashley Kempfer, Bob Levey, Stephen Pinchback, Lisa Ventre, UC Photographic Services, Mayhew and Pepper Photography, Cincinnati Reds, Cincinnati Bengals, Cincinnati Zoo and Botanical Garden, The Orange Bowl Committee, PR offices of each NFL team, Cincinnati USA Regional Chamber.

The 2009 Cincinnati Football Media Guide was published by the Cincinnati Sports Communications office with the intent to serve all media and followers of Bearcats football. Additional copies may be purchased for \$10. Mail orders should include \$3 for postage and handling.

Cincinnati's Sports Communications staff would like to extend its thanks to all BIG EAST and opponent sports information offices, and all members of past sports information staffs that have assisted in compiling information that is integral to the production of this guide.

Any corrections or additions are welcome and should be directed to Ryan Koslen at ryan.koslen@uc.edu.





# INTELLECTUAL DEVELOPMENT

The University of Cincinnati has established itself as a premier academic institution not only in the BIG EAST, but across the nation. *U.S. News & World Report* ranks 12 UC programs among the Top 10 in the country while another 26 programs are ranked among the Top 50 in the nation.

The UC football program is also striving to meet those same levels of national success both on the field and in the classroom. The past three seasons, 32 Bearcats football players have been named to the BIG EAST All-Academic Football Team, including 2009 NFL Draft pick and consensus all-America punter Kevin Huber. UC received 2008 American Football Coaches Association (AFCA) Academic Achievement honorable mention accolades for its graduation success rate of over 90 percent for the entering class of 2001. UC was one of seven programs nationally to achieve over the 90 percent plateau. The Bearcats also ranked fourth in *Higher Ed Watch's* 2008 Academic BCS Rankings.

Success like that doesn't happen without hard work. It involves a team approach, including the coaches, academic support services, and the student-athletes.

"We're linked into the college's academic standards, and our coaches are very involved in the academic lives of our players in the same way we are involved in their athletic lives," said head coach Brian Kelly.


"When we talk about intellectual development, it is a two-fold process," he continued. "First, for the coaches, it's about interaction with our players. We have a responsibility to know what they are doing as students. Are they going to class? Are they being successful in the classroom? Our coaches need to know that relative to the student-athletes they work with.

"Second, for the players, are they utilizing the resources they have available to them?"

Student-athletes have access to the Nancy Hamant Academic Center located in the recently opened Richard E. Lindner Center, which also houses the team's locker room, training room, and weight training facilities.

One of the key ingredients in each student-athlete's academic success, the Hamant Academic Center, takes up the entire fifth floor of the Lindner Center and features a spacious computer lab with 80 machines, a study hall, and tutoring rooms.

Cincinnati student-athletes receive academic advising assistance and have access to early registration through priority registration. Study hall, which is held Monday through Friday, is required for freshmen and open to all student-athletes. Tutoring is also available.



## DEVELOPING THE COMPLETE PLAYER



"The coaches expect greatness from each of us both on and off the field. The classroom is just another place they push us to excel as champions."

— Mike Daniels, 2008 UC graduate and current football graduate assistant

"The Lindner Center is a world-class facility and you know it from the time you walk in the front door. Our academic center is no exception. Within less than a football field from our locker room, we have all the resources we need to succeed in the classroom. The people who work in the academic center make sure we reach our potential."

— Kevin Huber, former all-America punter and a 2009 NFL Draft Pick now playing for the Cincinnati Bengals

"The academic services staff is a big part of the success we have academically here at UC. They work non-stop and deserve a lot of the credit for our success. The academic center supplies us with all the tools we need to succeed – computers, study halls, and tutoring services all right there in the same building as we work and train."

— Jon Carpenter, former UC Academic All-BIG EAST Team linebacker, 2008 UC graduate, currently working on master's at Cincinnati as a football graduate assistant





# SOCIAL DEVELOPMENT

In the Greater Cincinnati/Northern Kentucky community, University of Cincinnati student-athletes serve as representatives of the university and its department of athletics. Bearcats student-athletes are held to a higher level of accountability and responsibility both within the campus environment and the community.

"It's extremely important that our players understand they are different," said head coach Brian Kelly. "Because of that, they need to carry themselves in a manner that reflects positively on UC football and the university.

"They are going to be challenged into making good decisions every day as they grow up," he added. "As head coach, I hold all of my players accountable for their actions. That's called growing up . . . maturing socially."

The University and surrounding communities offer many opportunities for social development. There are over 300 registered student organizations, including academic honoraries and organizations, residence hall groups, student government, fraternities, and multicultural groups.

## Cincinnati, Ohio

The City of Cincinnati, or the "Queen City" as it is known, is just a small portion of the nation's 24th-largest media market. Also a part of the region called the "Tri-State" – because of its proximity to Northern Kentucky and Southeast Indiana – Cincinnati is a city of unique individual neighborhoods nestled inside of the seven hills surrounding the city.

Students at UC are in the heart of Clifton, a college neighborhood which sits 10 minutes northwest of the downtown area between the main I-71 and I-75 arteries. UC's campus is within walking distance of all the amenities a UC student might require in the Uptown and Short Vine shopping districts.

The City of Cincinnati is known as a sports town and the people support their home teams, which besides the Bearcats, include professional sports franchises such as the Cincinnati Reds and Cincinnati Bengals.

Downtown Cincinnati centers around picturesque Fountain Square. From there you are within 15 miles of some of the region's best attractions such as the Kings Island Amusement Park, the world-renowned Cincinnati Zoo, and the National Underground Railroad Freedom Center as well as hundreds of outdoor activities throughout the region. Cincinnati is the heart of a diverse regional community which is the perfect place to raise a family.



## DEVELOPING THE COMPLETE PLAYER



"This is a unique place where a college community has become intertwined amongst a much larger urban community without losing the feel of what the college experience should be. Student-athletes should realize they are not coming to UC for the nightlife or the social experience first. They are coming to the University of Cincinnati to get a degree and play football."

— Brian Kelly, Head Coach

"Cincinnati is a great place to attend college and play football. We have a true campus environment with everything we need at our fingertips, but we have an ever-expanding city that provides us with the cultural experiences we need to mature."

— Haruki Nakamura, former UC defensive back and 2008 NFL Draft Pick

"My college experience is everything I hoped it would be, mainly because of the 105-member family I have here with me everyday."

— Mike Mickens, former all-America defensive back and 2009 NFL Draft Pick





# SPIRITUAL DEVELOPMENT


Head coach Brian Kelly and his staff believes in the importance of helping their student-athletes develop spiritually and understand the importance of giving back to the community.

"They must have an opportunity to be 'other-centered,'" Kelly said. "It can't always be about them. Being 'other-centered' allows you a path in life, whether it be through a religious involvement or through volunteerism. This idea is one of the three main goals of our department of athletics' action plan – CATAPULT."

The UC football program regularly participates throughout the city in a variety of charitable ventures and clinics via its community outreach program called "Cats in the Community."

"The bottom line is you have to be 'other-centered' in order to develop," said Kelly. "We work hard on getting our players to think outside of their own individual compartments and about how they can become involved in the bigger picture."

The Cincinnati area offers over 800 churches and temples representing more than 20 denominations. There are also more than 20 affiliated student organizations registered at UC, including Athletes in Action. Pregame chapel sessions and a midweek bible study group, both of which are open to all denominations, are available for UC football players.



## DEVELOPING THE COMPLETE PLAYER



"In life, the difference between being a superstar and rising above the rest is passion. You can attain modest results without being passionate, but it's unlikely that you will be able to compete with more passionate people at the highest levels. At the University of Cincinnati we as a team focus together as one and strive for excellence."

— Dominick Goodman, former UC wide receiver

"In our lives, the things we do off the field in our community are much bigger than what we achieve on the field. We owe it to the people who are less fortunate than us. We have been blessed with an opportunity to use our gifts to make a difference whether it is picking up trash, signing autographs, or simply spending time with these people. We can make a difference and that is what UC football is really about."

— Digger Bujnoch, 2008 UC graduate, former UC offensive lineman

"Being here at UC has not only given me great opportunities to succeed on the field, but off the field and for the future as well. The world is bigger than football, but it's great to be able to use football as something to give back to the community that supports us so well."

— Dustin Grutza, former UC quarterback





# PHYSICAL DEVELOPMENT


An athlete can only perform as well as his body will allow. With that in mind, the University of Cincinnati provides a team of professionals to ensure that the Bearcats that take the field every week are in peak physical condition.

"When I was in college, everyone thought that physical development was how much weight you could put on the bar," said head coach Brian Kelly. "But it really has to do with taking care of your body. In today's game, nutrition, health, and wellness are the things that give teams the edge to be successful. When all the other teams learn how to weight train, what gives us the advantage?"

"At UC we work at training the body and that begins with our football strength coach and athletic trainer working together. Their ability to work as one is a uniqueness we have. Often there is a dichotomy of interests between the strength coach and the trainer, but they have worked together with the coaching staff to develop the same philosophy of physical development."

Cincinnati's strength and conditioning coach is Paul Longo, a veteran of more than 20 years in the field with experience at the University of Iowa and the University of Wisconsin. Bob Mangine is the team's athletic trainer who has over 30 years experience in the sports medicine field.

"Along the way you are going to have setbacks, a knee or shoulder problem," Kelly said. "But, do you have a training program that can get you through that bump in the road? It's not uncommon for a player at another school to get injured his freshman year and never grow any further. We believe we have the best in strength and conditioning and athletic training to prevent that from happening, and we realize that every player has to be trained in a different manner."



## DEVELOPING THE COMPLETE PLAYER



"When I went to college, I was 215 pounds and played tight end. Since working with Coach Longo, I put on almost 80 pounds but didn't lose any of my speed. I may be an offensive lineman, but I can still run like I was a tight end. The training is specific for each position, so what we do will carry over onto the field."

— Joe Staley, 2007 NFL First-Round Draft Pick

"Over the past four years working with Coach Kelly, we've seen constant improvement in the bigger, faster, stronger numbers of our athletes. A lot of the credit goes to the work ethic and commitment within the program. The improvement in those areas has been tremendous."

— Paul Longo, Strength and Conditioning Coach

"Along the way you are going to have setbacks, a knee or shoulder problem. Do you have that training program that can get you through that bump in the road? We believe we have the best in strength and conditioning and athletic training to get anyone back on the field in excellent physical condition."

— Brian Kelly, Head Coach






# SKILL DEVELOPMENT

The University of Cincinnati coaching staff has a track record of excellence in evaluating and developing talent. Student-athletes who choose UC know they will be receiving expert instruction from some of the brightest and most innovative minds in college football. Each member of the staff recognizes his role not only as a football coach, but as a teacher and role model as well.

"If we are going to develop your skill, we've got to be able to teach," said head coach Brian Kelly. "I put together a great staff of communicators who are also excellent teachers. I know that I was able to reach my potential because I had great mentors, teachers, and communicators surrounding me throughout my career."

The coaching staff consists of eight individuals who played collegiately, including Mike Elston, a three-year letterwinner at the University of Michigan. This experience allows the staff to build stronger relationships with the student-athletes with whom they work. UC's coaching staff is familiar with success at the national level. Jeff Quinn and Greg Forest were a part of Kelly's staff that led Grand Valley State University to back-to-back Division II national titles, while no less than eight of the Bearcats' full-time coaches have either played or coached in a bowl game or NCAA postseason football tournament.

Over the past two seasons, Kelly and his staff have produced seven NFL Draft choices, including a school-record five selections in 2009.



## DEVELOPING THE COMPLETE PLAYER



"I have 18 years of head coaching experience and a pair of national championships and that is unique in Division I-A — only seven other coaches have done it. I've proven I know how to run a program and create the right culture for young men to grow in. I'm a hands-on head coach. I'm not a head coach that is out at practice just walking around ... I've got the pulse of the team."

— Brian Kelly, Head Coach

"I had people coaching me that gave me an opportunity to display my talents and develop my skill. Even after I was done playing in college, they helped me set up for my pro workouts and gave recommendations to coaches and scouts. Whatever you need, be it academic or athletic, the coaches are looking out for you."

— Haruki Nakamura, former UC defensive back and 2008 NFL Draft Pick

"Looking back on it, with what happened to me here I never would've wanted to go anywhere else in the country. I'm so blessed and happy that I ended up in Cincinnati and the way everything has worked out."

— Connor Barwin, former UC defensive end and 2009 NFL Draft Pick





# UNIVERSITY OF CINCINNATI

The University of Cincinnati traces its origins to 1819, the year in which Cincinnati College and the Medical College of Ohio were chartered. In 1870, the City of Cincinnati established the University of Cincinnati, which later absorbed the earlier institutions. In 1906, the University of Cincinnati created the first cooperative education program in the United States through its College of Engineering. For many years, the University was the second-oldest and second-largest municipal university in the country. In 1968, UC became a "municipally sponsored, state affiliated" institution, entering a transitional period culminating on July 1, 1977 when UC became one of Ohio's state universities. The University of Cincinnati is classified as a Research Extensive University by the Carnegie Commission, and is ranked as one of America's Top 25 public research universities.

## ACADEMIC EXCELLENCE

At the University of Cincinnati, excellence is a hallmark of the academic programs. *U.S. News and World Report* ranks 12 UC programs among the Top 10 in the country, while another 26 programs are listed among the Top 50 in the nation.

*Money Magazine's Elite Values in Higher Education*, *Kaplan's Unofficial, Unbiased Insider's Guide to the 320 Most Interesting Colleges*, *Octameron's College Match: A Blueprint for Choosing the Best School for You* and *Yahoo's Internet Life* have all ranked the University of Cincinnati's programs among the best in the nation.

Undergraduate students in any college may apply to the University Honors Scholars Program. If selected as an Honors student, the rewards for being an outstanding student include smaller classes, honors housing, special advising, and scholarships worth up to \$60,000 over four years.

UC's cornerstone scholarship program is Cincinnatus, which awards more than 1,400 scholarships totaling over \$11 million.

## CINCINNATI FIRSTS

UC has been the source of many contributions to society, including:

- the first electric organ
- the first oral polio vaccine
- the first observations of the National Weather Service
- the first safe anti-knock gasoline
- the first antihistamine
- the first use of lasers to remove brain tumors
- the first bachelor's degree program in nursing and first emergency medicine residency program
- the first degree program offered via satellite

## CINCINNATI SPORTS FIRSTS

- Cincinnati hosted one of the first night football games in the United States in 1923.
- George Smith, captain of the 1934 football team, wore a device to protect a facial injury, a fore-runner of the facemask.
- In 1961, Hank Hartong became college football's first soccer-style kicker.
- UC was the first school to make five consecutive appearances in the men's basketball Final Four, 1959-63.

# FAMOUS BEARCATS



**TED CORBITT**  
Olympic Marathoner



**MILLER HUGGINS**  
Yankees Manager,  
Baseball Hall of Fame



**SANDY KOUFAX**  
Los Angeles Dodgers,  
Baseball Hall of Fame



**DAVID PAYNE**  
Track and Field  
Olympic Silver Medalist



**OSCAR ROBERTSON**  
Basketball Hall of Fame



**BECKY RUEHL**  
Olympic Diver



**JACK TWYMAN**  
Basketball Hall of Fame



**MARY WINEBERG**  
Track and Field  
Olympic Gold Medalist



## A LOOK AT THE UNIVERSITY

- In fiscal year 2006, UC earned more than \$332 million in grants and contracts. Research funding has quadrupled in the past 20 years, and the University's National Science Foundation ranking has climbed from a placement of 76th to 45th in the nation.
- UC's annual endowment is \$1.185 billion, ranking 54th in the U.S. and 17th among public institutions.
- UC offers 98 doctoral degree programs, 170 master's degree programs, 167 bachelor's degree programs, and 139 associate degree programs.
- The Carnegie Commission has designated UC as a Research Extensive University.
- The University of Cincinnati has an economic impact of over \$2 billion annually on the state's economy.
- The University of Cincinnati is the home of cooperative education. The first co-op program in America was offered at UC in 1906, and UC's co-op program is now the second largest in the country.
- The University of Cincinnati is the Greater Cincinnati area's second-largest employer with 9,000 employees and ranks seventh in the state of Ohio.
- UC's library system contains over three million books and subscriptions to 39,787 periodicals — ranking it among the top research libraries in the country.

## UNIVERSITY OF CINCINNATI NATIONAL RANKINGS

### National Science Foundation

Research and Development Rank: 45th

### Association of University Technology Managers

Income on Patents and Licenses: 28th in U.S., 1st in Ohio

### U.S. News and World Report

College of Law: 52nd  
Cooperative Education: 4th  
College of Pharmacy: 32nd  
College of Medicine: 40th  
College of Nursing: 48th  
Opera/Voice: 3rd  
Musical Conducting: 5th  
Music: 6th  
Music Composition: 9th  
Orchestra/Symphony: 9th  
Drama: 37th  
Creative Writing: 46th  
Paleontology: 7th  
Environmental Engineering: 20th  
Aerospace Engineering: 31st  
Industrial Engineering: 37th  
Civil Engineering: 48th

Criminal Justice: 3rd

Pediatrics: 4th

Otolaryngology: 18th

AIDS Center: 26th

Neurology: 28th

Geriatrics: 29th

Pulmonary Disease: 32nd

Cancer Center: 33rd

Rheumatology: 35th

Endocrinology: 39th

Speech and Language Pathology: 39th

Cardiology: 43rd

Audiology: 44th

### Design Intelligence

For nine straight years, professionals across the nation have ranked UC's interior design program as the nation's best. UC's undergraduate architecture program is ranked No. 2 in the United States



## Mission Statement

*The University of Cincinnati is a public comprehensive system of learning and research. The excellent faculty have distinguished themselves world wide for their creative pedagogy and research especially in problem solving and the application of their discoveries. The University system is designed to serve a diverse student body with a broad range of interests and goals. It is a place of opportunity. In support of this mission, the University of Cincinnati strives to provide the highest quality learning environment, world renowned scholarship, innovation and community service, and to serve as a place where freedom of intellectual interchange flourishes.*



**DAVID CANARY**  
Actor



**CHARLES DAWES**  
U.S. Vice President,  
Nobel Peace Prize



**HEATHER FRENCH**  
Miss America, 2000



**KRISTEN HAGLUND**  
Miss America, 2008



**ALBERT SABIN**  
Developer of Polio  
Vaccine



**JOSEPH STRAUSS**  
Designer of Golden  
Gate Bridge



**WILLIAM HOWARD  
TAFT**  
President, Supreme  
Court Justice



# ALL-AMERICAN CITY



The City of Cincinnati provides the perfect complement to the UC educational experience.

Cincinnati and the surrounding area provides recreational and leisure time activities to meet about every interest — from rock climbing, canoeing, and camping for outdoor enthusiasts to theatre and arts for the culturally inclined.

Cincinnati is truly a major league city. Fans flock to the waterfront to attend games and events at a pair of new venues — the Bengals' Paul Brown Stadium, opened in 2001, and the Reds' Great American Ballpark, opened in 2003.

The variety of museums and galleries, fine dining, festivals and events, attractions and sports, parks, recreation facilities, and shopping are the reasons millions visit the Queen City year after year.

Kings Island theme park and the world-renowned Cincinnati Zoo are just two major attractions that are on the list of "must see" items on any trip to Greater Cincinnati.

Numerous concert facilities attract big-name entertainers and acts to the Cincinnati area. The Ohio River offers a variety of scenic views and entertainment options.

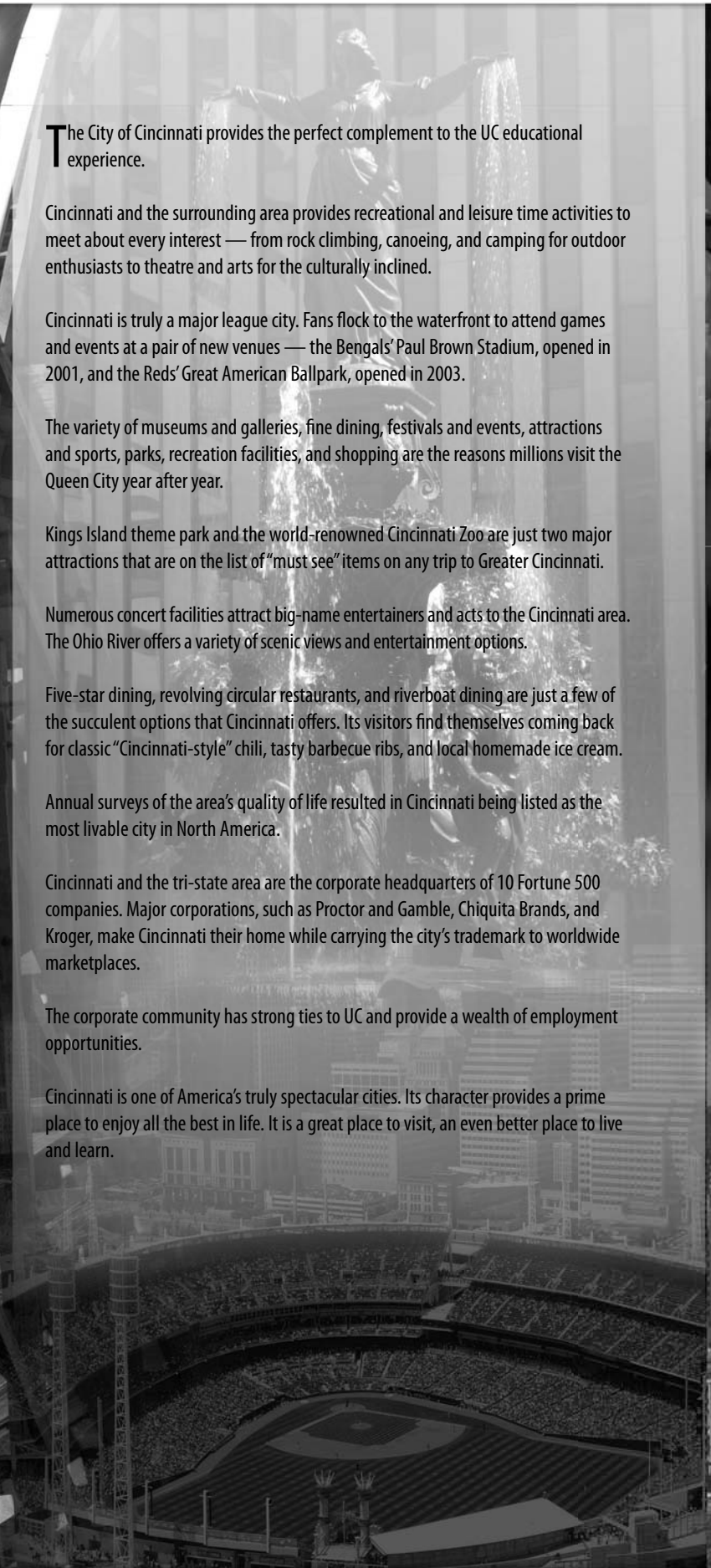
Five-star dining, revolving circular restaurants, and riverboat dining are just a few of the succulent options that Cincinnati offers. Its visitors find themselves coming back for classic "Cincinnati-style" chili, tasty barbecue ribs, and local homemade ice cream.

Annual surveys of the area's quality of life resulted in Cincinnati being listed as the most livable city in North America.

Cincinnati and the tri-state area are the corporate headquarters of 10 Fortune 500 companies. Major corporations, such as Procter and Gamble, Chiquita Brands, and Kroger, make Cincinnati their home while carrying the city's trademark to worldwide marketplaces.

The corporate community has strong ties to UC and provide a wealth of employment opportunities.

Cincinnati is one of America's truly spectacular cities. Its character provides a prime place to enjoy all the best in life. It is a great place to visit, an even better place to live and learn.





**Duke Energy Center**

WELCOME UNIVERSITY OF CINCINNATI

# CINCINNATI at a Glance

Cincinnati is ranked in the Top 10 by *Fortune Magazines* as a great place to live and work due to its variety of cultural, recreational, entertainment and sports activities, its excellent and affordable housing and its low crime rate.

*Esquire Magazine* ranked Cincinnati No. 7 on its list of "Cities that Rock."

Cincinnati's Fine Arts Fund, the oldest in the nation, ranks among the top three in the U.S. for total dollars raised by a united arts campaign.

Over 100 museums and galleries are located in the Greater Cincinnati area.

Cincinnati's over 20,000 acres of city and county parks give it one of the largest park systems (per capita) of major U.S. cities.

Cincinnati's list of festivals and events include Oktoberfest-Zinzinnati (the world's second-largest next to the original in Munich), the internationally famous Tall Stacks reunion of historic riverboats, the Cincinnati Flower Show, Riverfest, Kidsfest, A Taste of Cincinnati, and the Black Family Reunion.

The Cincinnati Public Library along with the Hamilton County Library combine for the third largest total circulation on the U.S.





# UC'S CATAPULT

BIG EAST Championships in every sport within the next five years, continued leadership by UC student-athletes in academics, and community engagement are the main goals of CATAPULT, an action plan for University of Cincinnati athletics unveiled by Director of Athletics Mike Thomas.

Thomas' five-year vision for UC's 18-sport intercollegiate program was launched six months into his tenure at UC. The plan focuses on three main initiatives: winning BIG EAST team championships, high-level academic achievement, and a comprehensive integration with the Greater Cincinnati Community.

"It is critically important for our student-athletes, past, present and future, along with our coaches, staff, alumni, and fans to know that we are 100 percent committed to being a championship program within the BIG EAST," said Thomas. "Setting specific goals will keep all of our stakeholders focused on where we need to go. The title of the program, CATAPULT, is truly symbolic of what our department is poised to do over the next five years, which is to leap over the rest of the BIG EAST, and go all the way to the top."

The basic components of CATAPULT are:

**CHAMPIONSHIPS:** UC will win a BIG EAST championship in every sport within the next five years. The Bearcats picked up their first BIG EAST championship in 2006 as the men's soccer team captured the regular-season title. In 2008, the football team won the BIG EAST Championship and the volleyball squad earned a share of the regular season league title.

**ACADEMICS:** UC student-athletes will set the pace academically by continuing to lead the general student body in graduation rates and over a five-year period outperform the general student body in grade point average. UC student-athletes are graduating at a 61 percent rate, which exceeds the 50 percent rate of school's general student body and is on par with the national student-athlete rate of 63 percent. In the most recent compilation of the grade-point averages, UC student-athletes posted an accumulated grade point average of 3.03 while the overall GPA of the UC student body was 2.969.

**TOGETHER:** UC student-athletes, coaches, and staff will respect and honor the privilege of competing as Cincinnati Bearcats. All participants recognize that UC's goals cannot be achieved without engaging the UC family and the Cincinnati community.

# CATAPULT

CHAMPIONSHIPS ... ACADEMICS ... TOGETHER





# MEDIA EXPOSURE

## TELEVISION PARTNERS

As a member of the BIG EAST Conference, the University of Cincinnati football program enjoys extensive media exposure.

The BIG EAST's television agreements with ABC and ESPN virtually guarantee that at least one league game will be televised nationally each weekend and that every conference and home non-conference game will be carried on the ESPN family of networks.

ESPN Regional Television (ERT) produces a BIG EAST Game of the Week syndicated package that is distributed regionally to the local markets of the member schools as well as to cable and subscription services.

Eight of UC's 2009 games have been pre-selected for television, including six national-television appearances across the ESPN and FOX Sports networks.

## RADIO PARTNERS

UC football games can be heard in 38 states via the 50,000-watt signal of 700 WLW. The Clear Channel Communications station broadcasts every UC football game and hosts a weekly telephone call-in show featuring head coach Brian Kelly at 8 p.m. throughout the season live from the Montgomery Inn.



**ESPN ESPN 2**

**ESPN**  
U

**ESPN ESPN 360**  
REGIONAL TELEVISION

**700 WLW**

**SATELLITE RADIO**



# THE BCS IS...

The Bowl Championship Series (BCS) is a five-game arrangement for post-season college football that is designed to match the two top-rated teams in a national championship game and to create exciting and competitive matchups between eight other highly regarded teams in four other games.

The bowl games participating are the Tostitos Fiesta Bowl, FedEx Orange Bowl, Rose Bowl, Allstate Sugar Bowl and the BCS National Championship Game, which will be played each year at one of the bowl sites.

The BCS is managed by the commissioners of the 11 NCAA Division I-A conferences, the director of athletics at the University of Notre Dame, and representatives of the bowl organizations. The conferences are Atlantic Coast, BIG EAST, Big Ten, Big 12, Conference USA, Mid-American, Mountain West, Sun Belt, Pacific 10, Southeastern and Western Athletic.

UC played in the 2009 FedEx Orange Bowl, the Bearcats' first appearance in a BCS game.





# NEXT MAN IN

Head Coach Brian Kelly has a simple philosophy he preaches to his team: Next Man In.

Kelly stresses that when one player goes down, his replacement steps right in and the team doesn't miss a beat. No matter where a player sits on the depth chart, he has to be ready to compete.

"It is something we talk about every day, being the Next Man In," Kelly said. "It takes consistency and a belief in everyone on our team. From the first guy to the 105th, you never know what is going to happen and when you will get your chance to contribute."

The philosophy was proven first hand in 2008 as UC used a total of five quarterbacks through the season: Dustin Grutza, Tony Pike, Chazz Anderson, Zach Collaros, and Demetrius Jones. The Bearcats won the 2008 BIG EAST Championship, earning a spot in the 75th FedEx Orange Bowl in Miami on Jan. 1, 2009.

Connor Barwin spent the first three years of his UC career as a tight end before switching to defensive end as a senior, winning first-team all-BIG EAST accolades in the process. Barwin, who also caught a touchdown pass against USF as a tight end, ended up as the No. 46 selection in the 2009 NFL Draft and now plays for the Houston Texans.





# UC FOOTBALL HISTORY

The University of Cincinnati's rich history and tradition in intercollegiate athletics is founded in the Bearcats' football program. The football tradition has grown over the years and reached new heights under third-year head coach Brian Kelly. In 2008, UC set a school record with 11 wins, won the Bearcats' first outright football conference championship since 1946, finished the season ranked No. 17 in both the *Associated Press* and *USA Today* Top 25 polls, and played in the 2009 FedEx Orange Bowl.

UC's football program is one of the nation's oldest—only Rutgers (1869), Michigan (1879), Navy (1880) and Minnesota (1883), among NCAA Division I institutions, predate Cincinnati, which began the sport in 1885.

UC has been involved in several historical college football milestones starting with Dec. 8, 1888. That day, the Bearcats and Miami University (OH) engaged in the very first college football game played in the state of Ohio, launching a rivalry that is tied for the oldest in the game among major universities — North Carolina vs. Wake Forest began playing that same year. The Battle for the Victory Bell is the fifth-most played rivalry series in college football.

A few years later in 1897, UC received an invitation to visit New Orleans to play a football game as a reward for a successful season. The game was a precursor to the current postseason football bowl games.

In the 1930s, a UC football player wore a device with his helmet to protect his broken

nose. The device was a forerunner of the now standard face mask. The first soccer-style place kick was also attempted by a Bearcat, Hank Hartong, in the early 1960s.

Coaching luminaries have patrolled the sidelines at Cincinnati. College Football Hall of Fame coach Frank Cavanaugh began his 24-season career at UC.

Sid Gillman, a member of the College and NFL Halls of Fame, was the architect of one of the top eras of Cincinnati football history. He directed the Bearcats to three conference titles and a pair of bowl game appearances during his six seasons (1949-54) before leaving for the professional ranks. Cincinnati, with Gillman developing the passing offenses which would make him successful in the pro ranks, became known for its aerial attack in the early 1950's. That notoriety continued long after his departure.

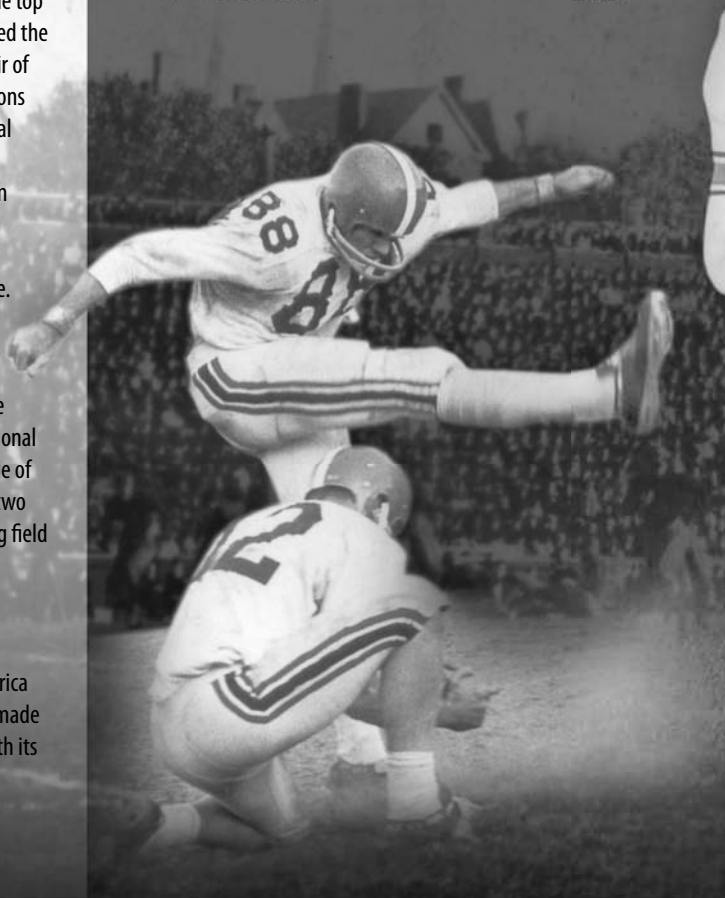
In 1968, the Bearcats were the nation's top passing team with quarterback Greg Cook leading the NCAA in total offense while receiver/kicker Jim O'Brien captured the national scoring title. A year later, Cook earned Rookie of the Year honors as a Cincinnati Bengal, and two years later, O'Brien kicked the game-winning field goal for the Baltimore Colts in Super Bowl V.

With over 100 players advancing into the professional ranks, 34 earning all-America honors and 11 garnering academic all-America recognition, Cincinnati football has clearly made an important impact on college football with its long history of accomplishments.

## OLD TIME Football

Only four NCAA Division I-A programs have been in existence longer than the University of Cincinnati.

1. Rutgers	1869
2. Michigan	1879
3. Navy	1880
4. Minnesota	1883
5. Cincinnati	1885



## UC FOOTBALL Timeline

**1885** » UC fielded its first football team under the organization of Arch Carson, who served as the first coach. The team won a pair of games over a club from neighboring Mt. Auburn.

**1888** » Cincinnati and Miami University (OH) faced off in Oxford for the first college football game in the state of Ohio. The game ended in a scoreless tie but launched a rivalry that is tied for the honors of being the oldest among major colleges.

**1897** » Following a 7-1-1 season — the lone loss was to the fabled Carlisle Indians — Cincinnati was invited to celebrate New Years in New Orleans and play a contest against the

host Southern Athletic Club. A day after their victory, the Bearcats accepted a challenge from LSU and also defeated the Tigers.

**1898** » Frank Cavanaugh, immortalized as the Iron Major, began his head coaching career at Cincinnati. He was elected to the National Football Foundation Hall of Fame at the conclusion of his illustrious career.

**1902** » Cincinnati played its first home game at the current site of Nippert Stadium, defeating Hanover, 18-0.

**1912** » Cincinnati scored a school-record 124 points in a shutout win over Transylvania. Ike

Stewart and Bob Heuck each tallied six TDs and Alonzo Wells kicked 12 PATs, all UC records.

**1914** » Cincinnati teams first used the nickname Bearcats.

**1916** » Construction began on permanent stadium seating and facilities.

**1922** » George McLauren, another UC mentor to be elected to the College Football Hall of Fame, began his four-season tenure as UC's head coach.

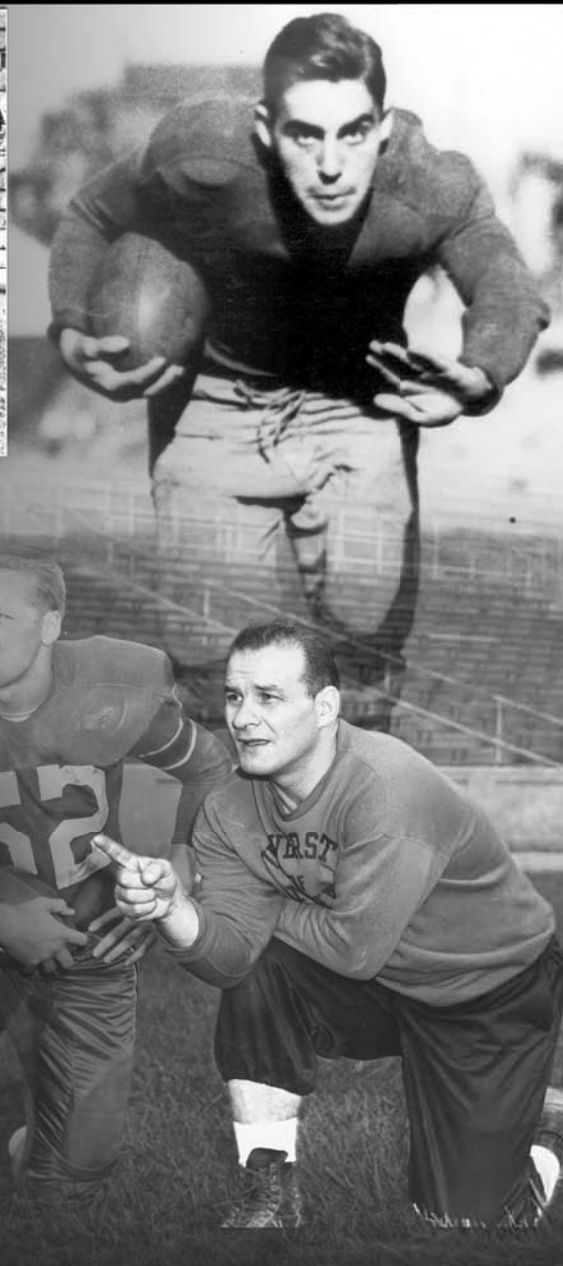

**1923** » Nippert Stadium was the site of the first night football game in the

Midwest as Cincinnati defeated Kentucky Wesleyan, 17-0. In the season-ending game vs. Miami (OH), Jimmy Nippert sustained a spike wound and died a month later of blood poisoning. His grandfather, James Gamble, donated the money needed to finish the stadium construction.

**1924** » Nippert Stadium was dedicated.

**1933** » UC won the first of two straight Buckeye Athletic Association titles.

**1934** » UC played its first Homecoming game, defeating Marshall, 7-0.



**1935** » The Bearcats' first NFL players, Bill Feldhaus (Detroit) and Ray Nolting (Chicago), lead UC to a 7-2 record before embarking on their pro careers.

**1942** » UC hosted No. 2, and eventual Rose Bowl winner Georgia at Nippert Stadium and lost, 35-13. The other blemish on UC's 8-2 record was to Sugar Bowl victor Tennessee.

**1943-44** » Football suspended due to World War II.

**1946** » UC defeated defending Big Ten Conference champion Indiana in the season opener en route to a 9-2 record. The season was

capped by the Bearcats' first bowl appearance. UC defeated Virginia Tech, 18-6, in the Sun Bowl.

**1947** » UC won its first Mid-American Conference championship. The Bearcats won four crowns in their six-year association with the league.

**1949** » Sid Gillman took over as head coach and promptly piloted UC to a Mid-American Conference title and a win over Toledo in the Glass Bowl. Tom O'Malley's 1,617 passing yards led the nation.

**1950** » The Bearcats advanced to the Sun Bowl but were edged by West Texas State, 14-13.

**1951** » UC posted an all-time best record of 10-1. Gene Rossi and Bob Stratton became the first Bearcats to earn all-America recognition.

**1953** » Cincinnati led the nation in both total offense (409.5 yards per game) and total defense (184.3), a feat accomplished by only three other teams in college football history.

**1954** » Sid Gillman left for the Los Angeles Rams after directing UC to an 8-2 ledger. In six seasons under the eventual college and pro hall of fame coach, the Bearcats posted a 50-13-1 record and won three Mid-American Conference titles.

**1956** » UC led the nation in punt return average, averaging 17.7 yards per return.

**1959** » Dave Canary became the first of 11 Bearcats to earn academic all-America honors. Canary eschewed pro football possibilities to pursue a successful acting career and became a regular in several TV series. Teammates Jack Lee and Jim Leo were named MVP of the Senior Bowl and College All-Star games, respectively.



# UC FOOTBALL HISTORY

## BOWL-CATS

Cincinnati has been to seven bowl games over the last nine seasons and 11 in the program's 121 seasons. UC played in the first Bowl Championship Series game in school history, taking on Virginia Tech in the 75th FedEx Orange Bowl on Jan. 1, 2009.

## ALL-AMERICA TRADITION

Thirty-nine Bearcats have earned all-America recognition. Mike Woods garnered first-team honors in 1977, earning him an appearance on Bob Hope's television special. Punter Kevin Huber became the first two-time First-Team *Associated Press* all-American in UC history when he earned the honor in 2007 and 2008.

## "THE TOE"

Jonathan Ruffin received the Lou Groza Award as the nation's top kicker in 2000 after booting a record 26 field goals. He was presented the award by ESPN's Chris Fowler. Ruffin was also a consensus all-American that year.

## TROPHY GAMES

Cincinnati's annual clash with the Miami RedHawks is the nation's eighth-oldest and 11th-longest running rivalry in NCAA Division I-A. The winner of the yearly fall battle claims the Victory Bell. The Bearcats are involved in a total of three trophy games. The winner of the UC-Louisville contest takes home the Keg of Nails, while the

winner of the UC-Pittsburgh game stakes claim to the recently created River City Rivalry Trophy. UC currently holds all three trophies.

## UPSET CATS

UC football has been dangerous to top teams over the years, knocking off the likes of No. 8 Wisconsin, 17-12, at home in 1999, going to defending national champion Penn State in 1983 and upending the Nittany Lions, 14-3, and dominating Virginia Tech, 16-0, in 1995 while allowing just 41 yards of offense. However, possibly the biggest upset in UC history came in 2006 as the Bearcats beat its highest-ranked opponent in Nippert Stadium history, blowing away then-No. 7 Rutgers, 30-11.

## CHAMPIONSHIP FOOTBALL

With a 22-6 record since arriving in late 2007, head coach Brian Kelly had made the Bearcats relevant on the national stage once again. In 2008, UC claimed the BIG EAST title, the school's first outright conference crown since 1946. The Bearcats climbed as high as No. 12 in the *Associated Press*, and *USA Today* Top 25 polls on the way to a school-record 11 wins. Kelly, who has won two straight BIG EAST Coach of the Year Awards, has mentored 18 all-conference performers, eight all-Americans, and eight NFL Draft selections. The Bearcats have played in three straight bowl games for only the second time in school history.



## UC FOOTBALL Timeline

**1963-64** » UC won back-to-back Missouri Valley Conference titles under Chuck Studley, who went on to become head coach of the Houston Oilers. UC compiled a 14-6 record during those two seasons.

**1968** » Cincinnati led the nation in passing offense, averaging 335.8 yards per game. Quarterback Greg Cook led the nation in total offense, amassing 3,210 yards, while receiver/kicker Jim O'Brien was the nation's leading scorer with 142 points. O'Brien kicked the game-winning field goal in the closing seconds of Cincinnati's win over Miami (OH). O'Brien, who led the nation in scoring that year, went on to perform similar heroics in Super Bowl V. Holder Greg Cook, who led the nation in total offense that year, earned pro NFL Rookie of the Year in 1969.

**1970** » Bob Bell became the second Bearcat in as many seasons to be a first-round selection in the NFL Draft.

**1976** » Cincinnati defeated Arizona State and Vanderbilt en route to a 9-2 ledger. Co-captain Mike Woods earned first-team all-America honors and was a second-round draft pick by the Baltimore Colts.

**1979** » Cincinnati entered the fourth quarter with a 21-7 lead over sixth-ranked Florida State, only to have the Seminoles rally for a 26-21 win at Nippert Stadium.

**1983** » UC opened the season with a 14-3 upset of defending national champion Penn State at Beaver Stadium.

**1985** » The Bearcats upset a pair of 1984 bowl teams, Virginia Tech and Boston College.

**1986** » UC hosted the No. 1 Miami Hurricanes at Nippert Stadium.

**1992** » Nippert Stadium reopened to full use following an extensive renovation. The Bearcats hosted No. 8 Penn State in the season opener, and nearly pulled off the upset before falling, 24-20.

**1995** » Robert Tate led the nation in kickoff returns, averaging 34.3 yards on 15 returns. Tate was named both Offensive and Special Teams MVP in Conference USA.

**1996** » Cincinnati began football competition in Conference USA. The Bearcats posted back-to-back crowds of 30,729 for Kentucky

and 30,887 for Miami (OH), breaking the old stadium attendance record.

**1997** » UC ended a 47 season drought without a bowl game appearance when it was selected to play in the inaugural Humanitarian Bowl. The Bearcats defeated Utah State, 35-19, and finished the year 8-4.

**1999** » Cincinnati upset No. 8 Wisconsin, 17-12 in Nippert Stadium.

**2000** » UC won five of its last six games to finish second in Conference USA and earn a bid to play Marshall in the Motor City Bowl. Jonathan Ruffin became UC's first consensus first-team all-America choice and received the 2000 Lou Groza Award after leading the nation in field goals.





# RING OF HONOR

During the 2006 season opener, the University of Cincinnati Department of Athletics unveiled its prestigious Ring of Honor. Located on the fascia between the upper and lower decks of the east side of Nippert opposite the press box, the Ring of Honor recognizes the accomplishments of UC's extraordinary student-athletes, similar to the ones which honor former pro football greats of the Dallas Cowboys and Denver Broncos. Honorees have to meet a strict set of criteria to be placed among the Ring of Honor. The criteria includes being named a National Player of the Year, an All-American, or having graduated from the University as its all-time leader in a major statistical category.

Following is the charter members.

## 12 » GREG COOK

Greg Cook (1966-68) was a second-team all-American in 1968 who rewrote UC's passing and total offense records during his career



## 62 » DICK GOIST

Dick Goist (1951-54) was a two-time honorable mention all-America halfback.



## 8 » GINO GUIDUGLI

Gino Guidugli (2001-04) broke all of the single season and career passing and total offense records while leading UC to three bowl games



## 5 » TOM MARVASO

Tom Marvaso (1973-75) was named a first-team all-American in 1975 and started three years at safety



## 8 » DANNY McCOIN

Danny McCoin (1984-87) earned honorable mention all-America plaudits in 1986 and broke the UC career passing and total offense records by the conclusion of his career



## 16 » JACK LEE

The most prolific passer in UC history at the time of his graduation, Lee was a two-time all-Missouri Valley Conference quarterback



## 88 » JIM O'BRIEN

Jim O'Brien (1967-69) earned honorable mention all-America honors as a kicker and wide receiver in 1968 and 1969 and led the nation in scoring in 1968



## 27 » TOM O'MALLEY

Tom O'Malley (1947-49) led the nation in passing yards in 1949



## 28 » GENE ROSSI

Gene Rossi (1950-52) twice earned honorable mention all-America honors at quarterback



## 16 » JONATHAN RUFFIN

Jonathan Ruffin (1999-02) was a consensus all-American and the Lou Groza Award recipient as college football's top kicker in 2000



## 29 » BILL SHALOSKY

Bill Shalosky (1950-52) was an honorable mention all-America guard in 1952



## 30 » REGGIE TAYLOR

Reggie Taylor (1983-86) was a three-time honorable mention all-American at running back for UC and is the school's all-time career rushing leader



## 30 » MIKE WOODS

Mike Woods (1975-77) was a consensus first-team all-American in 1977



# BEARCATS RING OF HONOR



# ATHLETICS HALL OF FAME

Since the inaugural class of Ethan Allen, Eddie Coons, Ray Nolting, and Jack Twyman were introduced as the charter members of the University of Cincinnati Athletics Hall of Fame in 1976, a total of 154 former UC standouts have been

inducted. In 32 years, 65 former gridiron greats have been selected including such names as Arch Carson, Greg Cook, Dick Goist, Brig Owens, and Jim O'Brien. Following is a list of the athletes inducted as football players.

Name	Sports/Final Year	Inducted
Butch Alberts	FB, Base, 1972	1991
William Anderson	FB, BB, Tennis, 1949	1986
L. K. "Teddy" Baehr	FB, 1916	1980
Clark Ballard	BB, FB, 1936	1988
Danny Barrett	FB, 1983	2001
Mike Barrett	FB, 1927	1988
John Bedway	FB, 1942	1995
Bob Bell	FB, 1971	1990
Tom Blake	FB, 1949	1998
Richard Bryant	FB, BB, TK, 1928	1984
Ralph Bursiek	FB, TK, 1931	1978
Ken Byers	FB, 1962	1983
Dave Canary	FB, 1959	2005
Arch Carson	FB, 1887, ADMIN	2000
Greg Cook	FB, 1968	1986
Eddie Coons	Base, BB, FB, TK, 1923	1976
Steve Cowan	FB, 1972	2001
Jason Fabini	FB, 1997	2009
Mike Gates	FB, 1983	2000
Sid Gillman	Coach	1981
Richard Goist	FB, 1955	1986
Cliff Goldmeyer	FB, 1933	1987
Alex Gordon	FB, 1987	1998
Fred Heinhold	FB, 1921	1985
Robert Heuck	FB, 1913	1981
Bob Hynes	FB, Base, 1925	2001
Albert Johnson	FB, 1971	2004
Jim Kelly	FB, 1951, Coach, ADMIN	1978
Ron Kostelnik	FB, 1961	1985
Howie Kurnick	FB, 1979	1996
Jack Lee	FB, 1961	1985
Jim Leo	FB, 1960	1992
Joe Linneman	FB, BB, Base, 1923	1990

Name	Sports/Final Year	Inducted
Danny McCoin	FB, 1988	2003
Don McMillan	FB, 1950	1995
Bob Meier	FB, TK, 1943	1992
Phil Meyers	FB, 1922	1977
Frank Middendorf	FB, 1952	1992
Joe Miller	FB, BB, 1956	1991
Joe Morrison	FB, 1959	1978
Al Nelson	FB, 1965	1987
Elbie Nickel	FB, BB, Base, 1947	1982
Ray Nolting	FB, BB, Track, 1936	1976
Jim O'Brien	FB, 1970	1983
Tom O'Malley	FB, 1949	2006
Brig Owens	FB, 1965	1979
Thurman Owens	FB, 1950	1987
John Pease	FB, 1926	1980
Dan Rains	FB, 1977	1997
Alkie Richards	FB, BB, Base, 1949	1985
Gene Rossi	FB, 1957	1984
Gene Ruehlmann	FB, 1948	1995
Glenn Sample	FB, Base, 1953, Coach	1982
Hal Schneider	FB, BB, Base, 1946	1995
Bill Schwarberg	FB, Base, 1936 Coach, ADMIN	1985
Bill Shalosky	FB, TK, 1953	1984
Nick Shundich	FB, 1952	1988
Nick Skorich	FB, 1943	1977
George Smith	FB, 1935, Coach, Athletics Director	1978
Will Stargel	FB, BB, 1953	1979
Roger Stephens	FB, 1948	1986
Ike Stewart	FB, Swimming, BB, Gym, Tennis, Base, 1914	1982
Bob Stratton	FB, 1952	1989
Reggie Taylor	FB, 1987	1997
Kari Yli-Renko	FB, TK, 1981	1993





# NFL CATS

## BEARCATS ON NFL ROSTERS

Name	Team (Seasons)
Connor Barwin	Houston Texans (1)
John Bowie	Oakland Raiders (2)
Digger Bujnoch	New Orleans Saints (1)
Trevor Canfield	Arizona Cardinals (1)
Brent Celek	Philadelphia Eagles (3)
Antonio Chatman	Cincinnati Bengals (7)
Trent Cole	Philadelphia Eagles (5)
Troy Evans	New Orleans Saints (7)
Andre Frazier	Pittsburgh Steelers (5)
Tyjuan Hagler	Indianapolis Colts (5)
Adam Hoppel	Cleveland Browns (1)
Kevin Huber	Cincinnati Bengals (1)
Mike Mickens	Dallas Cowboys (1)
Haruki Nakamura	Baltimore Ravens (2)
Corey Smith	Kansas City Chiefs (1)
DeAngelo Smith	Dallas Cowboys (1)
Brandon Underwood	Green Bay Packers (1)
Mike Wright	New England Patriots (5)







# NIPPERT STADIUM

Despite being one of the older stadiums in college football, Nippert Stadium has received several improvements over the years. The University began its latest renovation of the stadium in 1991 and in the last three years alone, has added new, permanent grandstands above the north endzone, new field level locker rooms for both the Bearcats and visiting team, and a new videoboard nearly twice as large as the previous display.

UC was one of the first stadiums to install FieldTurf back in 2000 and three years ago upgraded to the latest surface, giving UC players the best synthetic surface in the game. These latest enhancements preserve the rich history and tradition of Nippert Stadium while making it a contemporary place in which to play and watch a game.

Nippert Stadium has been home to Bearcat football since 1902, making it the fourth-oldest playing site and fifth-oldest stadium in college football.

The stadium's founder was Arch Carson, who as captain and principal organizer, played a significant role in starting football on the UC campus in 1885. In 1901 as physical director of the university, Carson guided the construction of the field which was later named for him; the playing surface is still called Carson Field.

In 1916, construction began on a permanent brick-and-concrete stadium structure, which was completed, section-by-section, as funds were raised.

During the season-ending clash with rival Miami University (OH) in 1923, Jimmy Nippert sustained a spike wound injury and died a month later from blood poisoning. His grandfather, James N. Gamble of Procter and Gamble, provided the funds needed to complete the horseshoe-shaped structure, and the James Gamble Nippert Memorial Stadium was dedicated on Nov. 8, 1924.

Nippert Stadium has undergone a series of expansions. In 1936, the playing field was lowered 12 feet to allow spectator seating to increase to 24,000. The Reed Shank Pavilion was added in 1954 to bring the capacity to 28,000. In 1991, the capacity was upped to 35,000 through extending the upper deck, now called the Herschede-Shank Pavilion, and a new press box was constructed.

Artificial turf was first installed in 1970 and in 2000, the stadium became one of the first in the U.S. to utilize FieldTurf, a grass-like synthetic surface.

Early-century brickwork combined with wrought iron gates and trim give Nippert a comfortable old-time stadium charm and appeal, while continuing renovations have enabled it to remain a classic showplace for college football.



Arch Carson



Jimmy Nippert



## NIPPERT STADIUM'S Top 10 Largest Crowds

Att.	Date	Opponent	Result
35,098	11/22/08	Pittsburgh	W, 28-21*
35,097	11/17/07	West Virginia	L, 28-23*
35,097	10/13/07	Louisville	L, 28-24*
35,097	09/22/07	Marshall	W, 40-14*
35,097	09/02/01	Purdue	L, 19-14*
34,603	11/29/08	Syracuse	W, 30-10
32,924	10/28/00	Miami (OH)	W, 45-15
32,370	10/11/08	Rutgers	W, 13-10
32,117	09/26/98	Indiana	L, 48-14
31,629	09/20/08	Miami (OH)	W, 45-20

\*-Sellouts





# NIPPERT STADIUM Facts

Home of UC football since 1902

Capacity: 35,000

Playing surface: FieldTurf

Fourth-oldest playing site for college football in the nation

Nation's fifth-oldest NCAA Bowl or Championship Division stadium still in use, preceded by Harvard Stadium (1903), Georgia Tech's Bobby Dodd/Grant Field (1914), the Yale Bowl (1914), and Cornell's Schoellkopf Stadium (1915)

Cincinnati's all-time record in Nippert Stadium: 288-165-13



## NIPPERT STADIUM Timeline

**1895** » Arch Carson introduced a plan to build a stadium on a site in Burnet Woods.

**1902** » Cincinnati played its first game on Carson Field. Wood bleachers were built on the surrounding hillside.

**1909** » Lights were first used because the large number of co-op students on the team could practice only at night.

**1916** » Funds to build a permanent brick and concrete structure were made available by a city bond issue.

**1923** » UC defeated Kentucky Wesleyan, 17-0, in the first night collegiate football game in the Midwest.

**1923** » James Gamble donated \$250,000 in memory of his grandson, Jimmy Nippert, to complete the stadium.

**1924** » The completed James Gamble Nippert Stadium was dedicated. The capacity at the time was 12,000.

**1936** » Carson Field was lowered 12 feet to allow the capacity to expand to 24,000.

**1954** » Reed Shank Pavilion was completed to boost the capacity to 28,000.

**1968** » Nippert served as the first home of the Cincinnati Bengals while the city constructed a facility for the new pro franchise.

**1970** » AstroTurf replaced the natural grass surface.

**1989** » Nippert Stadium was closed for renovation. UC played its 1990 home games at Riverfront Stadium.

**1991** » Phase I of the stadium renovation was completed to allow for UC home games to be played. The structure was fortified and a three-tiered press box was added.

**1992** » Phase II of the renovation was completed, upping the seating capacity to 35,000 through the expansion of the Herschede-Shank Pavilion, and adding new lighting and a scoreboard.

**1998** » UC overcame a 17-point fourth quarter deficit to defeat Houston, 44-43 for its 250th win in Nippert Stadium.

**2000** » FieldTurf, a revolutionary new grass-like artificial surface, was installed. The press box was renamed the John and Dorothy Hermanes Press Box.

**2001** » A new video scoreboard was added in the north endzone and 10,000 seats were upgraded. The season opener against Purdue produced the first advance sell-out in Nippert Stadium history.

**2005** » A permanent grandstand upgraded seating behind the North endzone and provided new locker rooms at field level for game use. A new, larger video board was installed and the FieldTurf playing surface replaced.

**2007** » Highlighted by three record-tying sellout crowds of 35,097, Cincinnati established a new single-season attendance record of 181,477 – an average of 30,246 fans per game.

**2008** » Cincinnati established a single-season attendance record of 191,788, an average of 31,965 fans, for six home games at Nippert Stadium, including a sellout against Pittsburgh. Including the 2008 campaign, Nippert Stadium has enjoyed a total of 17 sellouts in its lengthy history.



# FOOTBALL FACILITIES

When the University of Cincinnati Department of Athletics opened the Richard E. Lindner Center in May of 2006, it provided each team with new state-of-the-art facilities, including new coaching segment rooms, a new team meeting room, an expansive locker room, and offices for the football program. These facilities give UC coaches and student-athletes all of the necessary tools needed to compete for BIG EAST and national championships.

## JACK LEE LOCKER ROOM

On April 21, 2007, the University of Cincinnati dedicated the Jack Lee Football Locker Room as a part of Lettermen's Weekend. Friends and former teammates witnessed UC Hall of Fame quarterback Jack Lee cut the ribbon to open the doors to the locker room. A locker holds a replica of Lee's Number 16 jersey and equipment from his time as a Bearcat.

## BOB GOIN MEETING ROOM

The Bob Goin Meeting Room is a multipurpose room that serves as the hub of the football program's operations. Loaded with technology, it is large enough to accommodate the entire team and staff. The area has proved to be a valuable asset for the Bearcats.

## FIELD-LEVEL LOCKER ROOM

As the countdown to kickoff approaches, the Bearcats move to their auxiliary locker room. Used exclusively on game day, the Bearcats exit two sets of double doors and charge through the tunnel to take the field.


## JEFFERSON AVENUE SPORTS COMPLEX

The Jefferson Avenue Sports complex will include two fields, one 100 yards in length and the other 70 yards. The fields will provide the football team with some much needed additional practice space, and will also benefit all UC athletic teams.

The 100-yard field will transform into an indoor practice facility from November to late February thanks to an air-supported structure or "bubble" that will be inflated over the field. When inflated, the structure will give the department of athletics an additional 72,200 square-feet of space for practice. The bubble will maintain an interior ambient temperature between 50-60 degrees in the cold Cincinnati winter.

The goal of the new Jefferson Avenue Sports Complex is to provide our student-athletes with the resources they need to not only compete, but challenge for conference and national championships.

This state-of-the-art "athletics classroom" will also play a vital role in recruiting as it allows our coaches to continue to recruit the nation's best and brightest for years to come.







# RICHARD E. LINDNER VARSITY VILLAGE

The future arrived for the University of Cincinnati athletics program in May, 2006 with the completion of the Richard E. Lindner Varsity Village.

The extensive renovation and upgrade of all of UC's athletics facilities, and the construction of some new venues, positions the Bearcats' sports programs to compete among the nation's best.

The term "village" aptly applies because the close proximal location and interconnection of the facilities provides ease of use and access to services for all of the sports teams and their student-athletes, similar to that of a small town.

There was nothing small about the vision for Varsity Village, a \$105 million project, over half of which was privately financed.

The centerpiece of the project was the construction of the Richard E. Lindner Center. Its purpose is to serve as the home for all of the sports programs as well as the centralized support services.

Located between Nippert Stadium and Fifth Third Arena, the Lindner Center is a futuristic eight-story structure which houses offices, locker rooms, and reception and meeting space for each of the sport programs. The administrative services and support areas are also housed in the building.

The emphasis of the Lindner Center programming is on the student-athlete. One entire floor of the building is devoted to the Nancy Hamant Academics Center, which contains study facilities for UC's 560 student-athletes, including over 80 computer stations.

A new athletics training center, equipped with state-of-the-art diagnostic and treatment equipment, including three hydrotherapy pools, is included in the Lindner Center. The University Health Services for students has been relocated to the Lindner Center and provides expanded medical coverage conveniently located for UC student-athletes. An MRI diagnostic center is also part of the building, making UC the first school in the country to have one in its athletics facilities.

Space for strength and conditioning training in the adjacent Fifth Third Arena has been doubled to 18,000 square feet and has been furnished with the latest in weight training equipment. A new 12,000-square foot practice gymnasium will ease the scheduling of workouts and practices.

While the Lindner Center provides for the present and future of UC athletics, it also recognizes and celebrates UC's proud past. The ground level of the five-story atrium features the George and Helen Smith Museum detailing the history of both the athletics program and the University. Sports histories are portrayed in graphic murals and on video screens. A five-story trophy case, making it one of the world's largest, houses the Bearcat's championship memorabilia.

The unique building was designed by signature architect Bernard Tschumi. UC graduate Eva Maddox (DAAP 1966) orchestrated the design of the museum.

Varsity Village created three new sports venues and made significant upgrades and enhancements to two others.

The new baseball stadium, named for late Cincinnati Reds owner and area philanthropist Marge Schott, opened late in the 2004 season. UC's tennis program benefits from a new on-campus tennis center. The swimming and diving teams have a new training and competition home, the Keating Aquatics Center, in the nearby new student recreation center.

UC's track and soccer complex was totally renovated and permanent seating for 1,400 was added, along with a press box, and reopened as the Ben and Dee Gettler Stadium.

Nippert Stadium, which has been the home to UC football and the activities of just about every other outdoor sport since 1902, has undergone significant improvements in seating and other accoutrements for the spectators, such as expanded concourses and concessions areas, and a new video board. Teams benefit from field-level game day locker rooms and a grass-like FieldTurf artificial playing surface.

Even UC's Marching Band benefited with the creation of the Rockwren Band Center.

Landscaping has created a major walkway, O'Varsity Way, that leads visitors through the heart of Varsity Village. The Raymond D. Sheakley Lawn and Victory Plaza provide gathering and activities space for UC fans attending events.

RICHARD E. LINDNER VARSITY VILLAGE





# STRENGTH & CONDITIONING

Strength and conditioning is one of the most important ingredients of any successful college football program. To help the Bearcats' student-athletes maximize their athletic potential, UC combines a modern, comprehensive facility with the latest techniques in strength training.

No area of the football program is given greater attention and emphasis than strength and conditioning.

With the opening of the Richard E. Lindner Athletics Center, the Bearcats utilize an 18,000-square foot strength training facility. The new center includes over \$1 million in Hammer Strength equipment and a five-lane running track.

The mirror-covered room is trimmed in red and black and features a tuflex floor made especially for weight training facilities. The modernized weight facility is highlighted by a quadraphonic sound system.

Paul Longo is the Head Football Strength and Conditioning Coach. Recognized as one of the leaders in the profession, Longo has a proven record of success developing student-athletes and helping them achieve their full potential.

Longo has produced eight NFL Draft picks during his tenure at UC, including a school-record six picks in 2009. Connor Barwin (second), Kevin Huber (fifth), DeAngelo Smith (fifth), Brandon Underwood (sixth), Mike Mickens (seventh), and Trevor Canfield (seventh) were part of the 2009 draft class while Haruki Nakamura (sixth), and Angelo Craig (seventh) were selected in 2008.

Strength and conditioning is on-going. Programs are tailored to enable athletes to maintain strength during the peak physical demands of a playing season and increase strength through more extensive training during the off-season.







# ACADEMIC SERVICES

Cincinnati received 2008 American Football Coaches Association (AFCA) Academic Achievement honorable mention accolades for its graduation success rate of over 90 percent for the entering class of 2001. UC was one of seven programs nationally to achieve over the 90 percent plateau. The Bearcats also ranked fourth in *Higher Ed Watch's* 2008 Academic BCS Rankings.

The Academic Services Office works with coaches, faculty and administrators to help make the student-athlete's academic and athletic experience as enriching and rewarding as possible. The office helps student-athletes keep abreast of the eligibility requirements of their particular colleges, assists with the coordination of class schedules, and monitors their progress in their respective programs and toward graduation.

Weekly meetings with academic advisors are set up for student-athletes to better monitor their academic progress and assist with adjustment to college. Tutoring and educational assistance are also readily accessible.

## CINCINNATI FOOTBALL 2008 ALL-BIG EAST ACADEMIC TEAM

Chazz Anderson  
Robby Armstrong  
Zach Collaros  
John Goebel  
Alex Hoffman  
Kevin Huber  
Jeff Linkenbach  
Ryan Manalac  
JK Schaffer  
DeAngelo Smith  
Cedric Tolbert





## SERVICES PROVIDED FOR STUDENT-ATHLETES

**Academic Advising:** The UC Academic Services staff provides information regarding policies, procedures, course selection, selection of major and minor areas of study as well as NCAA and university guidelines for adequate academic progress.

**Priority Registration:** Student-athletes meet with an advisor in their college in order to obtain a check sheet and a graduation plan. The student-athlete then meets with an athletic academic advisor during priority registration in order to register for the quarter. Priority registration allows student-athletes to register for classes around practice and competition schedules.

**Counseling:** Individual work is done with student-athletes with specific concerns such as decision-making, adjustment to college, communications, relationships, test-anxiety and necessary study skills. Appropriate referrals are made to other campus resources.

**Monitoring Academic Progress:** Progress reports are used to gather classroom performance information from professors. This information is shared with the student-athlete and his/her coach so everyone can keep abreast of the current academic progress.

**Tutorials:** Services are provided for one-on-one and small group tutoring. Student-athletes may submit requests for a tutor assignment in most courses.


**Career Development and Placement:** The interests and strengths of each student-athlete are continually measured to prepare the student-athlete for a career beyond college. In addition to aiding career exploration and placement, this program provides assistance in securing summer employment opportunities and internships opportunities and post-graduate scholarships.



## NANCY HAMANT ACADEMIC CENTER

The opening of the Richard E. Lindner Athletic Center pays huge dividends for student-athletes in terms of academics as the building houses the spacious Nancy Hamant Academic Center on the entire fifth floor.

The center, named in honor of the longtime faculty athletics representative, The Hamant Academics Center gives student-athletes a variety of ways to fulfill their study needs. The large study room is furnished to accommodate a variety of study habits and features 71 computer stations, a 50-person study room, five group meeting rooms and over 14 individual tutor rooms.





# SPORTS MEDICINE

The University of Cincinnati's sports medicine program is responsible not only for helping student-athletes make speedy recoveries from injuries, but in preventing injuries from occurring.

UC's sports medicine program is a comprehensive approach to the injury care and the wellness of the University's over 500 student-athletes, utilizing state-of-the-art diagnostic and treatment equipment with the latest methods in the care and prevention of injuries. Its objectives are simple: to prevent injuries, to rehabilitate injuries, to adjust to the stress following injuries and to educate student-athletes about various wellness issues. The goal is to get UC's athletes back in the classroom and on the playing field functioning at 100 percent capacity. The goal is attained in several ways. New student-athletes are carefully examined before they participate to detect potential problems. Student-athletes are afforded state-of-the-art therapeutic care.

The opening of the Richard E. Lindner Athletics Center in May 2006 provides a new, state-of-the-art sports medicine facility that caters to the needs of UC's student-athletes. Features of the facility include over 4,000 square feet of space for treatment and taping, spacious office suites for training staff and physicians, a physicians exam area, pharmacy, and x-ray facilities.

A highlight is the hydrotherapy facility which has a three-level, 5,000 gallon, two-treadmill exercise pool, and two 12-person whirlpools (one for hot and one for cold therapy). The sports

medicine facility is located one floor below the new University Health Services Center, providing easy access to physicians and services. University Radiology has an MRI diagnostic center as part of the new complex.

Under the direction of Assistant Director of Athletics for Sports Medicine Jeff Carrico and football athletics trainer Bob Mangine, UC's athletics training staff is the backbone of the sports medicine program. Trainers are present at every practice and event to monitor the health of the student-athletes and respond to injuries.

Dr. W. Kenneth Stephens, a fellow in the American College of Sports Medicine and member of the American Medical Society for Sports Medicine, has served as the Bearcats' team physician for the past 30 years. UC's University Health Service provides a staff of medical professionals accessible to student-athletes 24 hours a day.

Dr. Angelo Colosimo and the staff of the University Orthopedics Associates of Cincinnati is on call to address orthopedic injuries, performing all orthopedic surgeries and supervising post-operation rehabilitation programs.

The UC Medical College provides nationally-recognized specialists who are immediately accessible. University Hospital, a nationally-recognized medical center, is immediately adjacent to the campus, providing UC student-athletes the absolute best in health and medical care.





# Kendle Athletics Training Room





# GAMEDAY ON CAMPUS

The game day atmosphere at the University of Cincinnati is unique and unforgettable. From the band running down the stands to take their positions, to the team running through the tunnel to "Here come the 'Cats," a college football game day at UC is a memory-filled one for all ages. UC won all of its home games in 2008, the first time since 2000 that the Bearcats went undefeated in Nippert Stadium. Eight of the Top 12 crowds in Nippert history, including a stadium record of 35,098 against Pittsburgh in 2008, have occurred during the Brian Kelly era. With an average of 31,964 fans in six home games in 2008, UC established a single-season attendance record, topping the 2007 average of 30,246.

Starting two and a half hours before kickoff, the party begins with the BEARCATS FAMILY ZONE. Located on Sheakley Lawn adjacent to the Richard E. Lindner Center and Nippert Stadium, this area features inflatable games, face painting, and other acts to entertain the whole family.

Young children can get into the action at the FUTURE BEARCATS FIELD where they can try on uniforms and play on a miniature field just like the real Bearcats.


The UC cheer and dance teams accompany the marching band to the BEARCATS FAMILY ZONE one hour before the game for the official pregame pep rally.

Beginning in 2007, the football team began a new UC tradition beginning approximately 2 hours and 15 minutes prior to the game called the CAT WALK. Starting at the Marriott Kingsgate and moving through the Sigma Sigma Commons, Coach Kelly and the football team, along with the marching band and cheerleaders, make their way to Nippert Stadium. Find a spot along the way and "Cheer Cincinnati!"





# CATS IN THE COMMUNITY





# BEARCATS SPIRIT

## DANCE TEAM

An important aspect of the excitement and pageantry of the University of Cincinnati is the UC Dance Team. Along with performing at all home football and basketball games, the team can be seen performing at several community events. Consisting of 36 members that make up both the Varsity and Junior Varsity teams, they average a GPA of a 3.2. This dedicated group of individuals provides more than just entertainment. Like all Bearcats athletics teams, the Dance Team has brought national recognition to the University.

In its 19th year of existence, the UC dance team has distinguished itself among that nation and world's elite. The Bearcats had a banner year in 2009, first winning its fourth national title in six years, and then winning the inaugural International Cheer Union's World Cheerleading Championship, competing as Team USA.

In 2009, the dance team won its fourth national title in the past six years, bringing home first place in Division IA Hip-Hop at the 2009 Universal Dance Association - College Cheerleading and Dance Team National Championship in Orlando, Fla. The dance team also finished fourth in the Division IA Dance competition. UC is the only Division IA team to place in the top four of both categories this year.

Three months later, the Bearcats were selected to represent the United States in the International Cheer Union's World Cheerleading Championship in Orlando, Fla., on Friday, April 24. The UC dance team pulled off a clean sweep, winning gold medals in the jazz, hip-hop, and freestyle competitions, besting teams from 40 countries. The international championship was the first of its kind for both competitive dance and cheerleading.

The team holds four National Championships, plus its three gold medals and World Championship titles from the 2009 season. The team won three consecutive National Titles in the Hip-Hop Category from 2004-06. The College Cheerleading and Dance Team National Championship will be televised over 50 times throughout the year on ESPN/ESPN2.

Lisa Spears enters her 12th season as the team's head coach.

## CHEERLEADERS

The UC cheerleaders have consistently proven themselves to be one of the elite squads in the nation. They have posted 11 Top 10 finishes at the College National Cheerleading Championships and have made 16 appearances in the finals.

Cincinnati has finished as high as second place in 2007, and has a third and a pair of fourth-place finishes as well. Between 1990 and 1997, the cheerleaders ran off a streak of eight straight Top-10 finishes.

UC cheerleaders have been selected to perform at international events. In 1994, they made a 10-day tour of Taiwan and performed in the opening ceremonies of the 1996 Olympics.

Tabby Fagan enters her 17th year as cheerleading coach. A 1993 Cincinnati graduate, Fagan was a member of the varsity cheerleading team for five years and cheered on three squads which advanced to the national finals.

## BEARCATS MARCHING BANDS

The Bearcats Marching Band is known for its contemporary approach to both music and drill design. It has been a fixture at UC home football games and selected UC road contests for the past 84 years. Over 200 students are involved in the band as instrumentalists or as members of the Bearcats Guard, Twirlers and Drum Majors.

The Bearcats' varsity Band, a smaller pep-band unit, performs at all Cincinnati home basketball games and other selected events, providing the spark for the crowd in Fifth Third Arena.

Dr. Terren L. Frenz, who has compiled 44 years of success in music education and performance, is director of the bands. Nationally known as a conductor, lecturer, and marching drill writer, Frenz has directed previous bands or drum and bugle corps to five national championships.

## LUCY THE BINTURONG

In April 2008, the University of Cincinnati and the Cincinnati Zoo and Botanical Gardens brought the Bearcat back to Cincinnati. The baby binturong was born January 17, 2008. In a public naming contest held by the Cincinnati Zoo, the young Bearcat was named Lucy.

Alice, the former Zoo bearcat, cheered for the University of Cincinnati from the mid-'80s to late '90s. Alice lived at the Cincinnati Zoo and was a regular attraction at UC's home football and basketball games for nearly 13 years. In her time at the Cincinnati Zoo, Alice was somewhat of a star herself. She met a number of celebrities including David Letterman, Johnny Carson, Prince Charles, and Newt Gingrich.







# ADIDAS

Beginning in 2008, the University of Cincinnati and adidas entered into a multi-year agreement in which adidas will supply footwear and apparel for Bearcats football. The new agreement began with the 2008-09 academic year and extends through the 2011-12 season.

"At the University of Cincinnati our goal is to build a Top 20 football program and to do so you have to have world-class athletes and world-class facilities," said head football coach Brian Kelly, "and now we have another piece of the puzzle, adidas - a world-class provider of equipment and apparel. For adidas to make the commitment it has to our program, with equipment and additional resources, shows Cincinnati football is on the rise and will be a national championship contender for years to come."

With Cincinnati football now wearing the "three stripes", all 18 intercollegiate teams at the University of Cincinnati will be outfitted exclusively in adidas footwear, uniforms, training apparel, and accessories. Cincinnati joins a select group of universities that have similar agreements with adidas, including Notre Dame, UCLA, Tennessee, Indiana, Nebraska, Michigan, and Wisconsin among others. adidas also has marketing agreements with the NFL, MLS, and an 11-year exclusive all-league partnership with the NBA.

The line of Bearcats' adidas gear is available in stores, giving fans throughout Ohio and across the nation the chance to purchase a wide range of products. The UC product line includes sideline gear, coaches' polo shirts, hats, jerseys, performance apparel, and outerwear.

UC's uniforms, which include exclusive color schemes and numerals, were the result of two months of consultation with adidas, the football coaching staff, and the department of athletics.

The most noticeable addition to the uniforms will be the new "cat scratch" logo that was specially designed by the adidas design team in Portland, Ore. The four scratch marks coincide with UC's nationally-recognized "C-Paw" logo which features four claws atop the "C."







## ALPHABETICAL ROSTER

No.	Name	Pos.	Ht.	Wt.	Cl./Elig.	Hometown/High School/Last School
8	Kazeem Alli	TE	6-4	258	Sr.-3L	St. Louis, Mo./Hazelwood Central
14	Chazz Anderson	QB	6-0	209	So.-1L	Pickerington, Ohio/Central
86	Blake Annen	TE	6-4	220	Fr.-HS	Upper Arlington, Ohio/Upper Arlington
51	Alex Apyan	LS	6-2	205	So.-SQ	Chattanooga, Tenn./Hixson
43	Robby Armstrong	LB	6-2	222	Jr.-1L	Murrysville, Pa./Franklin Regional
85	Marcus Barnett	DB	6-2	174	Jr.-2L	Forestville, Md./Frederick Douglass
9	Dominique Battle	DB	6-0	184	So.-1L	Boca Raton, Fla./American Heritage
69	Frank Becker	OL	6-1	287	So.-SQ	Cincinnati, Ohio/Moeller
80	Armon Binns	WR	6-4	200	Jr.-2L	Pasadena, Calif./Pasadena
38	Brent Black	DB	6-1	194	So.-SQ	Cincinnati, Ohio/Lakota West
+ 20	Maalik Bomar	LB	6-1	195	Fr.-HS	Cincinnati, Ohio/Winton Woods
76	Austen Bujnoch	OL	6-5	265	Fr.-HS	Cincinnati, Ohio/Elder
89	Josh Canafax	WR	5-11	177	So.-SQ	Covington, Ky./Newport Catholic
+ 7	Craig Carey	LB	6-4	248	Sr.-2L	Cincinnati, Ohio/Elder
21	Camerron Cheatham	DB	5-9	187	Fr.-RS	Kalamazoo, Mich./Central
57	Obadiah Cheatham	LB	6-2	224	Jr.-SQ	Cincinnati, Ohio/Shroder Paideia Acad.
55	Angel Clybourne	LB	6-1	226	Fr.-HS	Mays Landing, N.J./Blair Academy
70	C.J. Cobb	OL	6-4	304	Jr.-1L	Jacksonville, Fla./Sandalwood
+ 12	Zach Collaros	QB	6-0	209	So.-1L	Steubenville, Ohio/Steubenville
42	Austin Cook	LB	6-0	210	Jr.-JC	Chicago, Ill./Morgan Park/Joliet JC
+ 41	Michael Cooke	P	6-2	210	So.-SQ	Cincinnati, Ohio/Elder
79	Andre' Cureton	OL	6-6	280	Fr.-HS	Indianapolis, Ind./Pike
4	Alex Daniels	DL	6-4	259	Sr.-1L	Columbus, Ohio/Brookhaven/Minnesota
72	Evan Davis	OL	6-4	262	So.-1L	Cincinnati, Ohio/Colerain
39	Alex Delisi	LB	6-2	225	So.-SQ	Clarkston, Mich./St. Mary's Preperatory
67	Adam Dempsey	DL	6-3	252	Fr.-HS	Fort Thomas, Ky./Highlands
96	Tom DeTemple	LS	6-2	225	So.-SQ	Cincinnati, Ohio/Moeller
+ 10	Romel Dismuke	DB	5-8	180	Fr.-HS	Cleveland, Ohio/Benedictine
65	T.J. Franklin	OL	6-4	287	So.-SQ	Maryville, Tenn./Knoxville Catholic
26	Drew Frey	DB	6-4	205	Fr.-RS	Wilmington, Ohio/Clinton-Massie
1	Mardy Gilyard	WR	6-1	187	Sr.-3L	Bunnell, Fla./Flagler Palm Coast
99	Dan Giordano	DL	6-4	246	Fr.-RS	Frankfort, Ill./Lincoln-Way East
22	John Goebel	RB	6-1	213	Jr.-2L	Milford, Mich./Brother Rice
66	Sam Griffin	OL	6-4	260	Jr.-1L	Englewood, N.J./Don Bosco Prep
+ 19	Ben Guidugli	TE	6-0	237	Jr.-2L	Ft. Thomas, Ky./Highlands
+ 23	Rueben Haley	DB	6-0	188	So.-SQ	Cincinnati, Ohio/Mount Healthy
+ 59	Steve Hancock	DL	6-3	233	So.-SQ	Sterling, Va./Potomac Falls
44	Rick Harris	DL	6-2	308	Fr.-HS	Westerville, Ohio/Westerville South
+ 81	Tomaz Hilton	WR	6-3	215	So.-1L	Youngstown, Ohio/The Rayen
92	Michael Hilty	DL	6-4	242	Fr.-HS	Powell, Ohio/Olentangy Liberty
+ 31	Quentin Hines	RB	5-11	185	Fr.-RS	Detroit, Mich./Mt. Clemens
+ 59	Alex Hoffman	OL	6-5	293	So.-1L	Indianapolis, Ind./Cathedral
77	Sean Hooley	OL	6-8	296	Fr.-HS	Litchfield, Mich./Hillsdale
+ 31	Bruce Horner	DB	5-11	171	Fr.-RS	Farmington Hills, Mich./Harrison
87	Charley Howard	WR	6-3	205	Sr.-2L	Gahanna, Ohio/Lincoln
6	Jamar Howard	WR	6-4	210	Jr.-JC	Cincinnati, Ohio/Withrow/College of the Sequoias
40	John Hughes	DL	6-2	305	So.-1L	Gahanna, Ohio/Lincoln
+ 18	Malik James	DB	6-1	190	So.-JC	Los Angeles, Calif./Freemont/El Camino CC
5	Reuben Johnson	DB	5-10	173	Fr.-HS	Atco, N.J./Winslow Township
+ 46	Scott Johnson	RB	5-10	204	So.-1L	Middletown, Ohio/Middletown
25	Brad Jones	DB	6-1	202	Sr.-3L	Canton, Ohio/McKinley
2	Demetrius Jones	LB	6-4	214	Jr.-SQ	Chicago, Ill./Morgan Park/Notre Dame
+ 81	Josh Jones	WR	6-3	210	Fr.-HS	Cincinnati, Ohio/Elder
56	Chris Jurek	OL	6-2	286	Sr.-2L	Southfield, Mich./Southfield-Lathrup



No.	Name	Pos.	Ht.	Wt.	Cl./Elig.	Hometown/High School/Last School
+ 11	Brendon Kay	QB	6-4	227	Fr.-RS	Ira, Mich./Marine City
60	Jason Kelce	OL	6-4	290	Jr.-2L	Cleveland Hts., Ohio/Cleveland Hts.
+ 18	Travis Kelce	TE	6-5	247	Fr.-RS	Cleveland Hts., Ohio/Cleveland Hts.
64	Mitch Kessel	OL	6-5	265	Fr.-HS	Bloomfield Hills, Mich./Seaholm
+ 33	Aaron Kingcade	P	6-3	195	Fr.-HS	Columbus, Ohio/Kilbourne
+ 13	Pat Lambert	DB	6-1	193	Fr.-RS	St. Cloud, Fla./Osceola
71	Jeff Linkenbach	OL	6-6	311	Sr.-3L	Sandusky, Ohio/Margaretta
47	Colin Lozier	LB	6-0	210	Fr.-HS	Cincinnati, Ohio/Colerain
53	Randy Martinez	OL	6-1	277	So.-1L	Teaneck, N.J./Teaneck
90	Ricardo Mathews	DL	6-3	294	Sr.-3L	Jacksonville, Fla./Terry Parker
+ 11	Collin McCafferty	LB	6-3	222	Jr.-2L	Maineville, Ohio/Kings
49	Sean McClellan	DL	6-4	265	Fr.-HS	Cincinnati, Ohio/Moeller
+ 46	Mitch Meador	DL	6-4	240	Fr.-HS	Greenwood, Ind./Whiteland Community
83	Danny Milligan	WR	5-9	171	Fr.-RS	Cincinnati, Ohio/St. Xavier
58	Brandon Mills	DL	5-10	266	Fr.-RS	Cincinnati, Ohio/Colerain
34	Patrick O'Donnell	P/K	6-5	210	Fr.-HS	Wellington, Fla./Palm Beach Central
68	Craig Parmenter	OL	6-5	289	So.-SQ	Ringwood, N.J./Lakeside Regional
91	Ryan Paxson	DL	6-6	220	Fr.-HS	Brighton, Mich./Brighton
82	Lynell Payne	WR	6-3	205	Fr.-RS	Marlton, N.J./Cherokee
+ 23	Isaiah Pead	RB	5-10	193	So.-1L	Columbus, Ohio/Eastmoor Academy
15	Tony Pike	QB	6-6	210	Sr.-2L	Cincinnati, Ohio/Reading
36	Quincy Quetant	DB	6-1	209	Fr.-RS	Orlando, Fla./Timber Creek
+ 41	Jared Rains	DB	5-10	193	Fr.-RS	Aliquippa, Pa./Hopewell
+ 20	Jacob Ramsey	RB	6-0	216	Sr.-3L	Columbus, Ohio/Independence
50	Andre Revels	LB	6-0	221	Sr.-2L	Cincinnati, Ohio/Colerain
+ 13	Demetrius Richardson	QB	6-3	220	Fr.-HS	Marlton, N.J./Cherokee/USMAPS
24	Wesley Richardson	DB	6-0	193	So.-1L	Columbus, Ohio/Olentangy Liberty
88	Adrien Robinson	TE	6-4	244	So.-1L	Indianapolis, Ind./Warren Central
97	Jake Rogers	K	6-3	205	Jr.-2L	Warsaw, Ind./Warsaw
+ 33	Luca Romeo	TE	6-1	218	Fr.-RS	Cincinnati, Ohio/St. Xavier
16	Will Saddler	DB	6-4	210	Fr.-HS	Columbus, Ind./Columbus East
37	JK Schaffer	LB	6-1	223	So.-1L	Cincinnati, Ohio/LaSalle
+ 48	Brady Slusher	LB	6-2	217	Fr.-HS	Fort Mitchell, Ky./Beechwood
63	Dan Sprague	OL	6-3	260	Fr.-HS	Worthington, Ohio/Kilbourne
94	Jordan Stepp	DL	6-0	286	Fr.-HS	Indianapolis, Ind./Ben Davis
54	Walter Stewart	DL	6-5	226	Fr.-RS	Ashville, Ohio/Teays Valley
+ 12	Mark Tabar	K	6-2	180	Fr.-RS	Cincinnati, Ohio/Colerain
+ 10	Monte Taylor	DL	6-5	245	Jr.-JC	Los Angeles, Calif./Washington Prep/El Camino CC
52	Ricardo Thompson	LB	6-1	227	So.-SQ	Cincinnati, Ohio/Withrow
45	Rob Trigg	DE	6-3	264	Jr.-2L	Dayton, Ohio/Chaminade-Julienne
35	Marcus Waugh	LB	6-0	270	Sr.-3L	Whitehouse, Ohio/Toledo St. John's
17	Aaron Webster	DB	6-2	211	Sr.-3L	Southfield, Mich./Birmingham Groves
+ 19	Chris Williams	DB	6-0	190	Fr.-HS	Cincinnati, Ohio/Winton Woods
+ 7	Darrin Williams	RB	5-7	180	Fr.-RS	Detroit, Mich./Martin Luther King
+ 48	Trammell Williams	DB	5-9	185	So.-SQ	Cincinnati, Ohio/Colerain
93	Mike Windt	LS	6-2	250	Sr.-2L	Cincinnati, Ohio/Elder
32	George Winn	RB	5-11	202	Fr.-RS	Southfield, Mich./U. of Detroit Jesuit
95	Derek Wolfe	DL	6-5	302	So.-1L	Lisbon, Ohio/Beaver Local
3	D.J. Woods	WR	6-0	175	So.-1L	Strongsville, Ohio/Strongsville
84	Orion Woodard	WR	6-2	214	So.-1L	Pompton Lakes, N.J./Pompton Lakes
98	Curtis Young	DE	6-1	269	Sr.-1L	Cleveland, Ohio/Glenville

+ - Duplicate Number



## NUMERICAL ROSTER

No.	Name	Pos.	Ht.	Wt.	Cl./Elig.	Hometown/High School/Last School
1	Mardy Gilyard	WR	6-1	187	Sr.-3L	Bunnell, Fla./Flagler Palm Coast
2	Demetrius Jones	LB	6-4	214	Jr.-SQ	Chicago, Ill./Morgan Park/Notre Dame
3	D.J. Woods	WR	6-0	175	So.-1L	Strongsville, Ohio/Strongsville
4	Alex Daniels	DL	6-4	259	Sr.-1L	Columbus, Ohio/Brookhaven/Minnesota
5	Reuben Johnson	DB	5-10	173	Fr.-HS	Atco, N.J./Winslow Township
6	Jamar Howard	WR	6-4	210	Jr.-JC	Cincinnati, Ohio/Withrow/College of the Sequoias
+ 7	Craig Carey	LB	6-4	248	Sr.-2L	Cincinnati, Ohio/Elder
+ 7	Darrin Williams	RB	5-7	180	Fr.-RS	Detroit, Mich./Martin Luther King
8	Kazeem Alli	TE	6-4	258	Sr.-3L	St. Louis, Mo./Hazelwood Central
9	Dominique Battle	DB	6-0	184	So.-1L	Boca Raton, Fla./American Heritage
+ 10	Romel Dismuke	DB	5-8	180	Fr.-HS	Cleveland, Ohio/Benedictine
+ 10	Monte Taylor	DL	6-5	245	Jr.-JC	Los Angeles, Calif./Washington Prep/El Camino CC
+ 11	Brendon Kay	QB	6-4	227	Fr.-RS	Ira, Mich./Marine City
+ 11	Collin McCafferty	LB	6-3	222	Jr.-2L	Maineville, Ohio/Kings
+ 12	Zach Collaros	QB	6-0	209	So.-1L	Steubenville, Ohio/Steubenville
+ 12	Mark Tabar	K	6-2	180	Fr.-RS	Cincinnati, Ohio/Colerain
+ 13	Pat Lambert	DB	6-1	193	Fr.-RS	St. Cloud, Fla./Osceola
+ 13	Demetrius Richardson	QB	6-3	220	Fr.-HS	Marlton, N.J./Cherokee/USMAPS
14	Chazz Anderson	QB	6-0	209	So.-1L	Pickerington, Ohio/Central
15	Tony Pike	QB	6-6	210	Sr.-2L	Cincinnati, Ohio/Reading
16	Will Saddler	DB	6-4	210	Fr.-HS	Columbus, Ind./Columbus East
17	Aaron Webster	DB	6-2	211	Sr.-3L	Southfield, Mich./Birmingham Groves
+ 18	Malik James	DB	6-1	190	So.-JC	Los Angeles, Calif./Freemont/El Camino CC
+ 18	Travis Kelce	TE	6-5	247	Fr.-RS	Cleveland Hts., Ohio/Cleveland Hts.
+ 19	Ben Guidugli	TE	6-0	237	Jr.-2L	Ft. Thomas, Ky./Highlands
+ 19	Chris Williams	DB	6-0	190	Fr.-HS	Cincinnati, Ohio/Winton Woods
+ 20	Maalik Bomar	LB	6-1	195	Fr.-HS	Cincinnati, Ohio/Winton Woods
+ 20	Jacob Ramsey	RB	6-0	216	Sr.-3L	Columbus, Ohio/Independence
21	Camerron Cheatham	DB	5-9	187	Fr.-RS	Kalamazoo, Mich./Central
22	John Goebel	RB	6-1	213	Jr.-2L	Milford, Mich./Brother Rice
+ 23	Rueben Haley	DB	6-0	188	So.-SQ	Cincinnati, Ohio/Mount Healthy
+ 23	Isaiah Pead	RB	5-10	193	So.-1L	Columbus, Ohio/Eastmoor Academy
24	Wesley Richardson	DB	6-0	193	So.-1L	Columbus, Ohio/Olentangy Liberty
25	Brad Jones	DB	6-1	202	Sr.-3L	Canton, Ohio/McKinley
26	Drew Frey	DB	6-4	205	Fr.-RS	Wilmington, Ohio/Clinton-Massie
+ 31	Quentin Hines	RB	5-11	185	Fr.-RS	Detroit, Mich./Mt. Clemens
+ 31	Bruce Horner	DB	5-11	171	Fr.-RS	Farmington Hills, Mich./Harrison
32	George Winn	RB	5-11	202	Fr.-RS	Southfield, Mich./U. of Detroit Jesuit
+ 33	Aaron Kingcade	P	6-3	195	Fr.-HS	Columbus, Ohio/Kilbourne
+ 33	Luca Romeo	TE	6-1	218	Fr.-RS	Cincinnati, Ohio/St. Xavier
34	Patrick O'Donnell	P/K	6-5	210	Fr.-HS	Wellington, Fla./Palm Beach Central
35	Marcus Waugh	LB	6-0	270	Sr.-3L	Whitehouse, Ohio/Toledo St. John's
36	Quincy Quetant	DB	6-1	209	Fr.-RS	Orlando, Fla./Timber Creek
37	JK Schaffer	LB	6-1	223	So.-1L	Cincinnati, Ohio/LaSalle
38	Brent Black	DB	6-1	194	So.-SQ	Cincinnati, Ohio/Lakota West
39	Alex Delisi	LB	6-2	225	So.-SQ	Clarkston, Mich./St. Mary's Preperatory
40	John Hughes	DL	6-2	305	So.-1L	Gahanna, Ohio/Lincoln
+ 41	Michael Cooke	P	6-2	210	So.-SQ	Cincinnati, Ohio/Elder
+ 41	Jared Rains	DB	5-10	193	Fr.-RS	Aliquippa, Pa./Hopewell
42	Austin Cook	LB	6-0	210	Jr.-JC	Chicago, Ill./Morgan Park/Joliet JC
43	Robby Armstrong	LB	6-2	222	Jr.-1L	Murraysville, Pa./Franklin Regional
44	Rick Harris	DL	6-2	308	Fr.-HS	Westerville, Ohio/Westerville South
45	Rob Trigg	DE	6-3	264	Jr.-2L	Dayton, Ohio/Chaminade-Julienne
+ 46	Scott Johnson	RB	5-10	204	So.-1L	Middletown, Ohio/Middletown



No.	Name	Pos.	Ht.	Wt.	Cl./Elig.	Hometown/High School/Last School
+ 46	Mitch Meador	DL	6-4	240	Fr.-HS	Greenwood, Ind./Whiteland Community
47	Colin Lozier	LB	6-0	210	Fr.-HS	Cincinnati, Ohio/Colerain
+ 48	Brady Slusher	LB	6-2	217	Fr.-HS	Fort Mitchell, Ky./Beechwood
+ 48	Trammell Williams	DB	5-9	185	So.-SQ	Cincinnati, Ohio/Colerain
49	Sean McClellan	DL	6-4	265	Fr.-HS	Cincinnati, Ohio/Moeller
50	Andre Revels	LB	6-0	221	Sr.-2L	Cincinnati, Ohio/Colerain
51	Alex Apyan	LS	6-2	205	So.-SQ	Chattanooga, Tenn./Hixson
52	Ricardo Thompson	LB	6-1	227	So.-SQ	Cincinnati, Ohio/Withrow
53	Randy Martinez	OL	6-1	277	So.-1L	Teaneck, N.J./Teaneck
54	Walter Stewart	DL	6-5	226	Fr.-RS	Ashville, Ohio/Teays Valley
55	Angel Clybourne	LB	6-1	226	Fr.-HS	Mays Landing, N.J./Blair Academy
56	Chris Jurek	OL	6-2	286	Sr.-2L	Southfield, Mich./Southfield-Lathrup
57	Obadiah Cheatham	LB	6-2	224	Jr.-SQ	Cincinnati, Ohio/Shroder Paideia Acad.
58	Brandon Mills	DL	5-10	266	Fr.-RS	Cincinnati, Ohio/Colerain
+ 59	Steve Hancock	DL	6-3	233	So.-SQ	Sterling, Va./Potomac Falls
+ 59	Alex Hoffman	OL	6-5	293	So.-1L	Indianapolis, Ind./Cathedral
60	Jason Kelce	OL	6-4	290	Jr.-2L	Cleveland Hts., Ohio/Cleveland Hts.
63	Dan Sprague	OL	6-3	260	Fr.-HS	Worthington, Ohio/Kilbourne
64	Mitch Kessel	OL	6-5	265	Fr.-HS	Bloomfield Hills, Mich./Seaholm
65	T.J. Franklin	OL	6-4	287	So.-SQ	Maryville, Tenn./Knoxville Catholic
66	Sam Griffin	OL	6-4	260	Jr.-1L	Englewood, N.J./Don Bosco Prep
67	Adam Dempsey	DL	6-3	252	Fr.-HS	Fort Thomas, Ky./Highlands
68	Craig Parmenter	OL	6-5	289	So.-SQ	Ringwood, N.J./Lakeside Regional
69	Frank Becker	OL	6-1	287	So.-SQ	Cincinnati, Ohio/Moeller
70	C.J. Cobb	OL	6-4	304	Jr.-1L	Jacksonville, Fla./Sandalwood
71	Jeff Linkenbach	OL	6-6	311	Sr.-3L	Sandusky, Ohio/Margaretta
72	Evan Davis	OL	6-4	262	So.-1L	Cincinnati, Ohio/Colerain
76	Austen Bujnoch	OL	6-5	265	Fr.-HS	Cincinnati, Ohio/Elder
77	Sean Hooley	OL	6-8	296	Fr.-HS	Litchfield, Mich./Hillsdale
79	Andre' Cureton	OL	6-6	280	Fr.-HS	Indianapolis, Ind./Pike
80	Armon Binns	WR	6-4	200	Jr.-2L	Pasadena, Calif./Pasadena
+ 81	Tomaz Hilton	WR	6-3	215	So.-1L	Youngstown, Ohio/The Rayen
+ 81	Josh Jones	WR	6-3	210	Fr.-HS	Cincinnati, Ohio/Elder
82	Lynell Payne	WR	6-3	205	Fr.-RS	Marlton, N.J./Cherokee
83	Danny Milligan	WR	5-9	171	Fr.-RS	Cincinnati, Ohio/St. Xavier
84	Orion Woodard	WR	6-2	214	So.-1L	Pompton Lakes, N.J./Pompton Lakes
85	Marcus Barnett	DB	6-2	174	Jr.-2L	Forestville, Md./Frederick Douglass
86	Blake Annen	TE	6-4	220	Fr.-HS	Upper Arlington, Ohio/Upper Arlington
87	Charley Howard	WR	6-3	205	Sr.-2L	Gahanna, Ohio/Lincoln
88	Adrien Robinson	TE	6-4	244	So.-1L	Indianapolis, Ind./Warren Central
89	Josh Canafax	WR	5-11	177	So.-SQ	Covington, Ky./Newport Catholic
90	Ricardo Mathews	DL	6-3	294	Sr.-3L	Jacksonville, Fla./Terry Parker
91	Ryan Paxson	DL	6-6	220	Fr.-HS	Brighton, Mich./Brighton
92	Michael Hilty	DL	6-4	242	Fr.-HS	Powell, Ohio/Olentangy Liberty
93	Mike Windt	LS	6-2	250	Sr.-2L	Cincinnati, Ohio/Elder
94	Jordan Stepp	DL	6-0	286	Fr.-HS	Indianapolis, Ind./Ben Davis
95	Derek Wolfe	DL	6-5	302	So.-1L	Lisbon, Ohio/Beaver Local
96	Tom DeTemple	LS	6-2	225	So.-SQ	Cincinnati, Ohio/Moeller
97	Jake Rogers	K	6-3	205	Jr.-2L	Warsaw, Ind./Warsaw
98	Curtis Young	DE	6-1	269	Sr.-1L	Cleveland, Ohio/Glenville
99	Dan Giordano	DL	6-4	246	Fr.-RS	Frankfort, Ill./Lincoln-Way East

+ - Duplicate Number



## SEASON OUTLOOK

The Cincinnati football team put together a banner season in 2008 that included a school-record 11 wins, the program's first BIG EAST Conference Championship, a final ranking of No. 17 in both the *Associated Press* and *USA Today* Top-25 polls, and a Bowl Championship Series appearance in the 75th FedEx Orange Bowl on Jan. 1, 2009.

Head coach Brian Kelly, the two-time defending BIG EAST Conference Coach of the Year, enters his third season at the helm of the program with a 22-6 record at UC and has the Bearcats' sights set on another BIG EAST Championship and a return to the BCS.

The pieces are in place for another championship run, as UC returns 43 letterwinners and 11 starters, including second-team all-BIG EAST selection Tony Pike at quarterback, stalwart offensive tackle Jeff Linkenbach, and safety Aaron Webster, who many preseason publications regard as the hardest-hitting defensive player in the league.

Adding to UC's nationally-recognized talent is wide receiver/kick returner Mardy Gilyard, who set school records with his receiving (1,276) and kickoff return (996) yardage totals from a year ago.

The 2009 season is not without its challenges, as UC has to replace key starters on both sides of the ball, including 10 on the defensive side. Kelly will also have to settle on a replacement for the first two-time first-team AP all-America selection in school history, punter Kevin Huber, who now works his craft at Paul Brown Stadium for the Cincinnati Bengals.

Kelly is quick to point out that while the faces may have changed, the mission remains the same; win the BIG EAST Championship and play in a BCS bowl game.

### OFFENSE

The return of Pike gives Kelly a luxury he has not had in some time, a returning quarterback. For the first time in his UC tenure, the Bearcats head into the fall with someone firmly entrenched at the quarterback slot.

Pike burst onto the scene in 2008 after not appearing on UC's preseason depth chart. In 10 starts, the 6-6 signal caller from Cincinnati Reading High School was 199-for-324 (.610), good for 2,407 yards and 19 touchdowns, ranking third in the BIG EAST with a 136.4 passer efficiency rating.



Tony Pike



Mardy Gilyard

Pike missed two games, and parts of three others due to a broken arm, forcing UC to use a total of five quarterbacks last year. One thing that accomplished was to give sophomores Chazz Anderson and Zach Collaros some much needed experience.

Anderson, who enters fall camp as the backup, started the two games Pike missed; leading UC to a 2-0 record, posting a 33-10 road win at Marshall and a 13-10 home win over Rutgers. He also relieved Pike during the second half of the loss at Connecticut.

Collaros, who spent time with the UC baseball squad during the spring, played the part of reliever to perfection, coming in during crunch time in two games. He led UC on a drive to a game-winning field goal at Akron, and secured a game-clinching first down against USF.

UC has five running backs vying for playing time, with junior John Goebel and senior Jacob Ramsey at the top of the depth chart. Goebel, who started the final three games of the year, toted the ball 133 times for 607 yards, seven touchdowns, and a team-high average of 4.6 yards per carry. He also caught 26 balls out of the backfield, adding 283 yards.

Ramsey gained a team-high 664 yards on 152 carries with a pair of touchdowns, including an impressive 99-yard performance at Marshall.

Both backs were held back during the spring due to injury, allowing sophomore Isaiah Pead and redshirt freshman Darrin Williams to take most of the reps. Pead played in seven games, gaining 203 yards in 2008. In his debut at Marshall, Pead carried the ball on 11-straight plays, as UC ran out the clock, for a total of 69 yards. Williams did not see any game action in 2008, but had a strong spring and will battle for playing time in fall camp. Scott Johnson, who rushed for 79 yards against Eastern Kentucky, will also be in the mix.

Gilyard leads the wide receiving corps as a senior after hauling in a school-record 1,276 yard on 81 catches a year ago. He is one of most exciting returning receivers in the nation and will continue to stretch defenses with his talent.

## Preseason Player Honors

### Dominique Battle

*Phil Steele College Football* Fourth-Team all-BIG EAST

### Mardy Gilyard

*Lindy's Football Annual* Second-Team all-American (WR)  
*Athlon Sports* Third-Team all-American (WR)  
*Athlon Sports* First-Team all-BIG EAST (WR & KR)  
*Phil Steele College Football* Fourth-Team all-American (WR)  
*Phil Steele College Football* First-Team all-BIG EAST (WR & KR)  
*Rivals.com* Third-Best Wide Receiver In Nation  
*Sporting News* Third-Team all-American (WR)  
*Sporting News* First-Team all-BIG EAST (WR)  
*Sporting News* Best Hands In BIG EAST Conference

### Ben Guidugli

*Phil Steele College Football* Second-Team all-BIG EAST

### Chris Jurek

*Athlon Sports* Third-Team all-BIG EAST  
*Phil Steele College Football* Third-Team all-BIG EAST

### Jason Kelce

*Athlon Sports* Second-Team all-BIG EAST

### Jeff Linkenbach

*Athlon Sports* First-Team all-BIG EAST  
*Phil Steele College Football* Third-Team all-BIG EAST  
*Rivals.com* 24th-Best Offensive Lineman In Nation

### Isaiah Pead

*Phil Steele College Football* Second-Team all-BIG EAST

### Tony Pike

*Athlon Sports* First-Team all-BIG EAST  
*Phil Steele College Football* Second-Team all-BIG EAST  
*Rivals.com* 21st-Best Quarterback In Nation  
*Sporting News* First-Team all-BIG EAST  
*Sporting News* Best Passing QB In BIG EAST Conference  
*Sporting News* Best Player Under Pressure In BIG EAST

### Andre Revels

*Phil Steele College Football* Fourth-Team all-BIG EAST

### Jake Rogers

*Athlon Sports* Third-Team all-BIG EAST  
*Phil Steele College Football* First-Team all-BIG EAST

### Aaron Webster

*Athlon Sports* Third-Team all-BIG EAST  
*Phil Steele College Football* Second-Team all-BIG EAST  
*Sporting News* Hardest Hitter In BIG EAST Conference

### Derek Wolfe

*Phil Steele College Football* Fourth-Team all-BIG EAST

### D.J. Woods

*Phil Steele College Football* Fourth-Team all-BIG EAST (PR)

### Curtis Young

*Athlon Sports* Third-Team all-BIG EAST  
*Phil Steele College Football* Fourth-Team all-BIG EAST



## SEASON OUTLOOK

D.J. Woods returns for his sophomore season, catching 14 balls for 168 yards while playing behind Marcus Barnett in 2008.

Armon Binns is penciled in as the starter at the other wide receiver spot. Binns saw limited time a year ago backing up stalwart Dominick Goodman, but after a solid spring, the promising talent looks to step into a starting role.

Charley Howard, Adrien Robinson, and Orion Woodard will all challenge for playing time in the rotation.

Kazeem Alli and Ben Guidugli will vie for playing time at tight end. Guidugli caught 18 passes for 229 yards and a touchdown in 2008, while Alli had 12 catches for 124 yards and three scores, including the game-winning touchdown in overtime at West Virginia.

The offensive line returns its entire left side with Jeff Linkenbach (left tackle), Jason Kelce (left guard), and Chris Jurek (center) all back for another year.



Jeff Linkenbach

C.J. Cobb and Alex Hoffman will look to hold down the starting spots on the right side with Frank Becker and Sam Griffin pressing them for playing time. Sean Hooley, Randy Martinez, and Evan Davis will all battle to be in the rotation.



Andre Revels

## DEFENSE

The defense will feature a new look, a new coordinator, and 10 new starters in 2009. Many position battles are ongoing, making fall camp a competitive situation for the defense.

Bob Diaco joined the staff as the defensive coordinator in February from Virginia, and spent the spring installing UC's new multiple-front defense. With the loss of 10 seniors, the spring was a critical period for getting a look at different players on the defense.

The secondary is headlined by returning starter Aaron Webster at safety. The hard-hitting Webster entered the starting lineup against Marshall a year ago and did not relinquish his spot. Drew Frey looks to nail down the other safety spot after losing most of 2008 to injury. Quincy Quetant and Pat Lambert will serve as the understudies entering fall camp.

Senior Brad Jones will occupy one starting cornerback role, while Marcus Barnett, after an impressive spring, moves over from the offensive side of the ball to take the other spot. Dominique Battle, UC's 2008 Newcomer of the Year, and Camerron Cheatham will compete for playing time.

Seniors Andre Revels and Craig Carey lead the returners at linebacker. Revels missed most of the spring recovering from injury while Carey spent the spring learning a new position after playing at defensive end in 2008. They will be pushed for playing time by Marcus Waugh and Robby Armstrong.

Sophomore JK Schaffer holds down the other linebacker spot with Collin McCafferty on his heels. Another former quarterback, Demetrius Jones, has moved to linebacker and will look to get involved in the mix.

Derek Wolfe, Ricardo Matthews, John Hughes, and Curtis Young highlight the returners on the defensive line. All saw time a year ago and will look to continue the success UC has had in recent years attacking opposing quarterbacks.

Alex Daniels, Rob Trigg, Brandon Mills, and Walter Stewart will all look for time in the playing rotation.



## SPECIAL TEAMS

Senior Mike Windt and junior Jake Rogers lead the returners on special teams. Windt, a long snapper has been flawless the past two seasons. Rogers, a semi-finalist for the Lou Groza Award, was 16-for-23 on field goals and 34-of-36 on extra points in 2008.

The punting job is open for competition after the graduation of Kevin Huber. Rogers, Michael Cooke, and Danny Milligan all punted during the spring, and look for true freshman Patrick O'Donnell to get involved in the competition once camp begins. UC has led the NCAA in net punting for two straight years, only the fourth team in Football Bowl Subdivision history to do so.

Mardy Gilyard is one of the most explosive kick returners in the country, earning first-team all-BIG EAST honors at that spot a year ago. He returned two kickoffs for touchdowns in 2008 and ranked in the Top-10 nationally.

D.J. Woods enters camp as the primary punt returner after serving as a backup in 2008, averaging 9.4 yards per return. Marcus Barnett will also be competing for returns.

## SCHEDULE


Seven of UC's 2009 opponents played in bowl games last season, including Connecticut (International Bowl), Fresno State (New Mexico Bowl), Oregon State (Brut Sun Bowl), Pittsburgh (Brut Sun Bowl), Rutgers (PapaJohns.com Bowl), USF (magicJack St. Petersburg Bowl), and West Virginia (Meineke Car Care Bowl).

For the first time in school history, UC opens up the season with a BIG EAST Conference road game on Monday, Sept. 7, when the Bearcats head to Piscataway, N.J., to take on the Rutgers Scarlet Knights. UC trails in the all-time series, 6-7-1, but has won the past three matchups between the two schools. It is the first time since 2005 that two BIG EAST schools will open up the season with a conference game.

## 2009 SCHEDULE

DAY	DATE	OPPONENT (TELEVISION)	TIME
Mon.	Sept. 7	at Rutgers* (ESPN)	4 p.m.
Sat.	Sept. 12	SOUTHEAST MISSOURI STATE (FS Ohio)	7:30 p.m.
Sat.	Sept. 19	at Oregon State (FSN)	6:45 p.m.
Sat.	Sept. 26	FRESNO STATE* (BIG EAST Network)	Noon
Sat.	Oct. 3	at MIAMI (OH)	1 p.m.
Thurs.	Oct. 15	at USF* (ESPN)	7:30 p.m.
Sat.	Oct. 24	LOUISVILLE*	TBA
Sat.	Oct. 31	at Syracuse*	TBA
Sat.	Nov. 7	CONNECTICUT*	TBA
Fri.	Nov. 13	WEST VIRGINIA* (ESPN2)	8 p.m.
Fri.	Nov. 27	ILLINOIS* (ESPN)	TBA
Sat.	Dec. 5	at Pittsburgh* (ESPN)	TBA

\* BIG EAST Conference Game. Game times and dates are tentative and subject to change.



Aaron Webster



## PRESEASON DEPTH CHART



OFFENSE					
LT	71	Jeff Linkenbach	6-6	313	Sr.-3L
	77	Sean Hooley	6-8	260	Fr.-HS
LG	60	Jason Kelce	6-3	295	Jr.-2L
	53	Randy Martinez	6-2	265	So.-1L
C	56	Chris Jurek	6-2	290	Sr.-2L
	72	Evan Davis	6-4	260	So.-1L
RG	70	C.J. Cobb	6-4	315	Jr.-1L
	69	Frank Becker	6-1	287	So.-SQ
RT	59	Alex Hoffman	6-7	280	So.-1L
	66	Sam Griffin	6-5	255	Jr.-1L
TE	8	Kazeem Alli	6-2	260	Sr.-3L
	19	Ben Guidugli	6-2	241	Jr.-2L
SLOT	3	D.J. Woods	6-0	170	So.-1L
	87	Charley Howard	6-3	205	Sr.-2L
WR	1	Mardy Gilyard	6-1	190	Sr.-3L
	84	Orion Woodard	6-3	205	So.-1L
WR	80	Armon Binns	6-4	200	Jr.-2L
	88	Adrien Robinson	6-4	244	So.-1L
QB	15	Tony Pike	6-6	225	Sr.-2L
	14	Chazz Anderson	6-2	205	So.-1L
RB	22	John Goebel	6-1	225	Jr.-2L
	20	Jacob Ramsey	6-0	230	Sr.-3L



DEFENSE					
DE	95	Derek Wolfe	6-5	295	So.-1L
	4	Alex Daniels	6-3	260	Sr.-1L
DT	90	Ricardo Mathews	6-3	290	Sr.-3L
	45	Rob Trigg	6-3	260	Jr.-2L
DT	40	John Hughes	6-3	300	So.-1L
	58	Brandon Mills	5-11	265	Fr.-HS
DE	98	Curtis Young	6-3	260	Sr.-1L
	54	Walter Stewart	6-4	205	Fr.-RS
WLB	37	JK Schaffer	6-1	220	So.-1L
	11	Collin McCafferty	6-2	220	Jr.-2L
MLB	50	Andre Revels	6-0	221	Sr.-2L
	35	Marcus Waugh	6-0	260	Sr.-3L
SLB	7	Craig Carey	6-4	251	Sr.-2L
	43	Robby Armstrong	6-2	223	Jr.-1L
CB	25	Brad Jones	6-2	205	Sr.-3L
	21	Camerron Cheatham	5-9	187	Fr.-RS
SS	26	Drew Frey	6-3	210	Fr.-RS
	36	Quincy Quetant	6-0	190	Fr.-RS
FS	17	Aaron Webster	6-3	205	Sr.-3L
	13	Pat Lambert	6-1	190	Fr.-RS
CB	85	Marcus Barnett	6-1	175	Jr.-2L
	9	Dominique Battle	6-0	175	So.-1L

## SPECIAL TEAMS

LS	93	Mike Windt	6-2	250	Sr.-2L
	96	Tom DeTemple	6-2	225	So.-SQ
H	12	Zach Collaras	6-1	205	So.-1L
	85	Marcus Barnett	6-1	175	Jr.-2L
PK	97	Jake Rogers	6-3	205	Jr.-2L
	83	Danny Milligan	5-9	170	Fr.-RS
-or-	34	Patrick O'Donnell	6-5	210	Fr.-HS
KO	97	Jake Rogers	6-3	205	Jr.-2L
	83	Danny Milligan	5-9	170	Fr.-RS
-or-	34	Patrick O'Donnell	6-5	210	Fr.-HS

P	97	Jake Rogers	6-3	205	Jr.-2L
	41	Michael Cooke	6-2	210	So.-SQ
-or-	34	Patrick O'Donnell	6-5	210	Fr.-HS
KOR	1	Mardy Gilyard	6-1	190	Sr.-3L
	22	John Goebel	6-1	225	Jr.-2L
PR	3	D.J. Woods	6-0	170	So.-1L
	85	Marcus Barnett	6-1	175	Jr.-2L

## START CHART

PLAYER.....	GS (CONSEC.)
Marcus Barnett.....	24 (17)
Alex Daniels .....	1 (1)
Drey Frey .....	1 (1)
Mardy Gilyard.....	19 (3)
John Goebel .....	3 (3)
Ben Guidugli .....	14 (14)
Charley Howard.....	3 (0)
Brad Jones.....	1 (0)
Chris Jurek.....	22 (5)
Jason Kelce.....	13 (5)
Jeff Linkenbach .....	31 (15)
Ricardo Mathews .....	1 (0)
Tony Pike.....	10 (8)
Jacob Ramsey.....	15 (15)
Andre Revels .....	2 (0)
Aaron Webster.....	10 (10)
Marcus Waugh .....	3 (2)
Curtis Young .....	3 (0)

## PRONOUNCIATIONS

## PLAYERS

Kazeem Alli .....	Ka-ZEEM a-LEE
Alex Apyan.....	A-pee-un
Armon Binns .....	R-mon
Obadiah Cheatham .....	O-ba-DIE-a
Zach Collaras.....	ko-LAH-ros
Alex Delisi .....	Da-LEE-see
Drew Frey.....	Fry
Mardy Gilyard .....	MAR-dee GIL-yard
Dan Giordano .....	GEE-or-dan-o
John Goebel .....	GO-bull
Ben Guidugli .....	Ga-DOO-lee
Tomaz Hilton.....	TOE-mahz
Jason/Travis Kelce .....	KEL-see
Jeff Linkenbach .....	LINK-un-bok
Quincy Quetant .....	KWAY-tont
Andre Revels .....	Rev-uls
Luca Romeo .....	ro-MAY-o
Mark Tabar.....	TAY-bar
Marcus Waugh.....	wa

## COACHES

Kerry Coombs.....	combs
Bob Diaco .....	DEE-ah-ko





8

**KAZEEM ALLI**

St. Louis, Mo. » Hazelwood Central

TE / 6-4 / 258 / Senior

**2008:** Played in 13 games, averaging 10.3 yards a catch ... scored his first career touchdown, an 8-yard reception against Miami (OH) ... served as a game captain and finished with a 14-yard catch at Akron ... pulled down a season-high 24-yard catch against Rutgers ... notched two receptions, including a 2-yard game-winning touchdown in overtime at West Virginia ... grabbed a 14-yard reception at Louisville ... scored his third touchdown of the season with a 7-yard reception in the third quarter vs. Syracuse ... finished with two catches for 13 yards against the Orange.

**2007:** Suffered an injury during spring drills and rehabilitated in time to appear in the season opener ... saw action in 12 games ... registered a career-long 34-yard catch vs. Connecticut ... caught a 20-yard pass at Syracuse.

**2006:** Joined the rotation at tight end by midseason ... named to *The Sporting News'* BIG EAST All-Freshman team ... first collegiate catch was a 29-yarder vs. Akron ... snagged a catch in each of the last three games of the regular season ... caught two passes for 17 yards against Rutgers.

**2005:** Redshirted.

**Hazelwood Central High School:** Two-time first-team all-state selection as a tight end for head coach John Pukula ... posted career totals of 39 receptions for 778 yards and nine touchdowns ... won all-conference honors his junior and senior years ... helped team to a runner-up finish in the state playoffs as a junior ... basketball standout who led the school to conference titles his sophomore and junior seasons ... member of school's honor society.

**Kazeem B. Alli:** Born May 22, 1987 ... son of Hakeem and Lara Alli.


**Academic Major:** Organizational Leadership.

## CAREER RECEIVING STATISTICS

Year	G	Rec	Yds	TD	Lg	Rec/G	Avg/C	Avg/G
2006	13	6	81	0	29	0.5	13.5	6.2
2007	12	2	54	0	34	0.2	27.0	4.5
2008	13	12	124	3	24	0.9	10.3	9.5
<b>TOTAL</b>	<b>38</b>	<b>20</b>	<b>259</b>	<b>3</b>	<b>34</b>	<b>0.5</b>	<b>12.9</b>	<b>6.8</b>



Kazeem Alli



14

**CHAZZ ANDERSON**

Pickerington, Ohio » Central

QB / 6-0 / 209 / Sophomore

**2008:** One of five quarterbacks to play for the Bearcats during the season ... played in three games ... named to the BIG EAST Honor Roll for the week of Oct. 12 ... earned the starting role at Marshall after starters Dustin Grutza and Tony Pike went down with injuries ... finished with a 1-yard rushing touchdown, 16 completions on 26 attempts, one interception, two touchdowns and 158 yards against the Herd ... had his second rushing touchdown in as many games with an 8-yard rush in the second quarter against Rutgers ... finished 21-of-29 with 239 passing yards in his second career start at quarterback ... recorded a then career long 27-yard pass against the Scarlet Knights ... came into the game after a Tony Pike injury at Connecticut ... finished with 123 yards on 9-of-20 passing with a career-long 41-yard pass and recorded a tackle against the Huskies.

**2007:** Redshirted.

**Pickerington Central High School:** Named Ohio's Division II Player of the Year in 2006 after leading the Tigers to the state finals ... the Ohio Capital Conference Player of the Year guided coach Jay Sharrett's squad to a 13-2 record as a senior ... compiled a 39-6 record as a starting quarterback ... amassed more than 6,000 career passing yards, including 50 touchdowns to go with 1,000 career rushing yards and 30 rushing touchdowns ... three-time all-OCC and all-Ohio quarterback.

**Timothy Chazz Anderson:** Born Feb. 14, 1989 ... son of Timothy and Rochelle Anderson.

**Academic Major:** Communications.

## 2008 PASSING STATISTICS

Year	G	Att	Cmp	Int	Yds	TD	Lg	Pct	Avg/P	Avg/G	Effic
2008	3	75	46	3	520	2	41	61.3	6.9	173.3	120.4



Chazz Anderson



51

## ALEX APYAN

Chattanooga, Tenn. » *Hixson*

LS / 6-2 / 205 / Sophomore

**2008:** Nominated to attend the International Scholar Laureate Program (ISLP) Delegation on Engineering from May 20-30, 2009 in China ... did not see any game action.

**2007:** Redshirted after season ending injury.

**Hixson High School:** Garnered the Wildcats' Special Teams award as a senior ... earned two varsity letters for head coach Todd Windham ... three-sport athlete, competing in football, wrestling, and golf ... member of the state champion golf team in 2004 ... National Honor Society and Beta Club member.

**Alexander Cannon Apyan:** Born April 28, 1989 ... son of Paul and Laura Apyan ... mother played basketball at Dartmouth, while father played football at Miami (OH) ... brother, Paul, currently is on the golf team at Southern Miss.

**Academic Major:** Aerospace Engineering.



43

## ROBBY ARMSTRONG

Murrysville, Pa. » *Franklin Regional*

LB / 6-2 / 222 / Junior

**2008:** Played in 10 games ... recorded a tackle at No. 4/4 Oklahoma ... had three tackles, one unassisted, at West Virginia ... had two tackles at Louisville ... recorded a tackle against Pittsburgh.

**2007:** Carded two tackles vs. Southeast Missouri State.

**2006:** Redshirted ... Bearcat Honor Roll (Fall 2006, Winter 2007, Spring 2007).

**Franklin Regional High School:** First-team all-state selection as a senior for head coach Greg Botta ... led team to a 15-1 record and the Pennsylvania AAA state championship ... rushed for over 2,300 yards and 27 touchdowns en route to first-team all-league and all-Western Pennsylvania honors ... named to the Elite 11 team by the *Pittsburgh Tribune-Review* and the Fabulous 22 team by the *Pittsburgh Post-Gazette* ... member of the school's National Honor Society.

**Robert C. Armstrong:** Born June 30, 1988 ... son of Bob and Sherri Armstrong.

**Academic Major:** Mechanical Engineering.

## CAREER DEFENSIVE STATISTICS

Year	G	Solo	Ast.	Total	TFL-Yd	Sack-Yd	Int-Yd	PBU	QBH	FF	FR-Yd	Blk
2007	1	0	2	2	0.5-1	0-0	0-0	0	0	0	0-0	0
2008	10	3	5	8	0-0	0-0	0-0	0	0	0	0-0	0
<b>Total</b>	<b>11</b>	<b>3</b>	<b>7</b>	<b>10</b>	<b>0.5-1</b>	<b>0-0</b>	<b>0-0</b>	<b>0</b>	<b>0</b>	<b>0</b>	<b>0-0</b>	<b>0</b>

Robby Armstrong





85

**MARCUS BARNETT**Forestville, Md. » *Frederick Douglass*

DB / 6-2 / 174 / Junior

**2008:** Started each game at wide receiver ... had four catches for 44 yards against Eastern Kentucky ... attempted a pass at No. 4/4 Oklahoma ... notched two catches for two yards against Miami (OH) ... recorded 66 yards on season-high six receptions at Akron ... had one rushing attempt for 13 yards at Marshall and finished the game with two catches for 11 yards ... pulled down five catches for a season-high 79 yards, including a season-best 27-yard reception against Rutgers ... first touchdown reception of the season came against Pittsburgh, a 20-yard grab in the second quarter, his 14th career touchdown reception ... finished with three catches and 43 yards against the Panthers ... had one catch against Syracuse.

**2007:** Honored as a second-team all-BIG EAST pick ... scored a team-high 14 touchdowns, including a school-record 13 touchdown catches ... listed second nationally among rookies in receiving scores (13), receiving yards (862), and receptions (62) ... his 62 grabs are eighth in Cincinnati single-season history ... opened his career with a streak of at least one catch in each of his first 13 games ... started eight games ... carried the ball six times for 24 yards, including a long rush of nine yards at USF ... recovered a blocked punt in the end zone and totaled 61 yards on five receptions vs. Oregon State ... recorded Cincinnati's longest catch of the season on an 80-yard touchdown catch at San Diego State ... finished the night at Qualcomm Stadium with three catches for 88 yards, including two for scores against the Aztecs ... notched seven touchdown receptions over a four-game span midway through the season ... tallied six receptions for 74 yards, including a touchdown at Rutgers ... caught two touchdown passes and carded five catches for 83 yards vs. Louisville ... tossed a 76-yard pass at USF ... ended the regular season with 21 receptions for 337 yards, and five for touchdowns in the final two games ... posted the No. 4 receiving night in UC history with 210 yards, including two for touchdowns vs. West Virginia ... equaled the team's season-high with 11 catches for 127 yards, with three scores at Syracuse ... caught a pair of passes for 17 yards before sustaining a leg injury in the Papajohns.com Bowl.

**2006:** Redshirted.

**Frederick Douglass High School:** Earned honorable mention all-state honors as a senior for head coach J.C. Pinkney ... helped team to a 12-1 record and a division championship ... first-team all-league and all-metro Washington choice ... made 22 receptions for 522 yards and eight touchdowns ... turned in 25 tackles on defense ... participated in the area all-star game ... earned second-team all-conference honors as a junior ... helped school's track and field team win the state 4A championship as a junior, clearing 6'5" in the high jump ... academic honor roll recognition.

**Marcus Antoine Barnett:** Born March 8, 1988 ... son of Carla White.

**Academic Major:** Psychology-Criminal Justice.

**CAREER RECEIVING STATISTICS**

Year	G	Rec	Yds	TD	Lg	Rec/G	Avg/C	Avg/G
2007	13	62	862	13	80	4.8	13.9	66.3
2008	14	30	277	1	27	2.1	9.2	19.8
<b>TOTAL</b>	<b>27</b>	<b>92</b>	<b>1139</b>	<b>14</b>	<b>80</b>	<b>3.4</b>	<b>12.4</b>	<b>42.2</b>



9

**DOMINIQUE BATTLE**Boca Raton, Fla. » *American Heritage*

DB / 6-0 / 184 / Sophomore

**2008:** True freshman that played in every game at defensive back ... finished the season with 13 tackles ... finished with a tackle at No. 4/4 Oklahoma, at Connecticut, vs. USF, at West Virginia, and at Hawai'i ... had two tackles at Marshall and against Rutgers ... had two tackles and one pass breakup against Syracuse ... named UC's Newcomer of the Year.

**American Heritage High School:** Four-year letterwinner as a defensive back, wide receiver, and kick returner at American Heritage ... amassed 14 interceptions over three seasons as a starter ... named first-team all-state after carding 70 tackles and seven pickoffs, including a 56-yard return for a touchdown, during his senior season ... leader of the Stallions' 14-1 campaign that culminated with the Florida 1A State Championship ... named to the *Palm Beach Post* All-Area First Team and a *South Florida Sun-Sentinel* all-County choice ... a FACA First-Team all-District selection at wide receiver ... led Palm Beach County in touchdown receptions (11) and interceptions (7) in 2007 ... chosen to the *Boca Raton News Super 11* ... caught 30 passes for 496 yards, including 11 for scores and made three carries for 28 yards, with one rushing touchdown ... totaled 50 stops, 16 pass deflections, and three interceptions, including one returned for touchdown, as a junior ... registered 29 tackles and four interceptions as a sophomore ... coached by Willie Bueno.

**Dominique Terrel Battle:** Born Jan. 23, 1990 ... son of Eric Battle and Janine Dabney-Battle.

**Academic Major:** Pre-Finance.

**2008 DEFENSIVE STATISTICS**

Year	G	Solo	Ast.	Total	TFL-Yd	Sack-Yd	Int-Yd	PBU	QBH	FF	FR-Yd	Blk
2008	14	8	5	13	1.0-1	0-0	0-0	1	0	0	0-0	0

Marcus Barnett



Frank Becker



80

## ARMON BINNS

Pasadena, Calif. » Pasadena

WR / 6-4 / 200 / Junior

**2008:** Played in nine games at wide receiver ... received starting nod at West Virginia ... recorded a 10-yard catch against Miami (OH).

**2007:** Competed in seven games as a true freshman on special teams and at wide receiver ... caught a nine-yard reception vs. Louisville.

**Pasadena High School:** Twice honored as an all-area and all-Pacific League pick ... led the Bulldogs with 39 receptions for approximately 800 yards and 11 touchdowns as a senior ... caught 20 passes for 350 yards and three scores as a junior for coach Kevin Mills ... three-sport standout in football, basketball, and track ... league champion in the high jump, long jump, and triple jump.

**Armon T. Binns:** Born Sept. 8, 1989 ... son of Mark Binns and Othella Kennedy ... brother Marques played at Oregon and Grambling State.

**Academic Major:** Criminal Justice.

## CAREER RECEIVING STATISTICS

Year	G	Rec	Yds	TD	Lg	Rec/G	Avg/C	Avg/G
2007	7	1	9	0	9	0.1	9.0	1.3
2008	9	1	10	0	10	0.1	10.0	1.1
<b>TOTAL</b>	<b>16</b>	<b>2</b>	<b>19</b>	<b>0</b>	<b>10</b>	<b>0.1</b>	<b>9.5</b>	<b>1.2</b>

69

## FRANK BECKER

Cincinnati, Ohio » Moeller

OL / 6-1 / 287 / Sophomore

**2008:** Played in two games, against Eastern Kentucky and at No. 4/4 Oklahoma.

**2007:** Redshirted.

**Moeller High School:** Captained head coach Bob Crable's squad to a Greater Catholic League South Division title as a senior ... twice honored as the GCL Defensive Lineman of the Year ... three-time all-GCL choice ... played in the Big 33 All-Star Game ... three-sport athlete garnered nine varsity awards ... Ohio Division I wrestling heavyweight champion as a senior ... finished with a 45-3 record, including a school-record 32 pins ... placed among the top eight wrestlers in the state three years straight.

**Francis John Becker:** Born Feb. 17, 1989 ... son of Doug and Joan Becker ... father played linebacker for four years at Notre Dame and was selected by the Pittsburgh Steelers in the 1978 NFL Draft ... received his Eagle Scout award.

**Academic Major:** Pre-Business Administration.



Armon Binns



89

**JOSH CANAFAX**Covington, Ky. » *Newport Catholic*

WR / 5-11 / 177 / Junior

**2007:** Redshirted**2006:** Attended Xavier University.

**Newport Central Catholic High School:** Lettered his last three years at Newport Central Catholic (2003-05) ... finished his career as his school's second all-time leading receiver with 82 receptions, 1,569 yards (19.1 ypc) ... set the school single-season records for receptions (64), yards (1,109), and touchdowns (16) as a senior helping the Thoroughbreds to a Kentucky Class A state championship ... earned honorable mention all-state and *Cincinnati Enquirer* first-team plaudits in 2005.

**Joshua Ryan Canafax:** Born November 11, 1987 ... son of Kevin and Jamie Canafax.

**Academic Major:** Pre-Business.



7

**CRAIG CAREY**Cincinnati, Ohio » *Elder*

LB / 6-4 / 248 / Senior

**2008:** Made the switch from offense to defense in 2008, playing in 11 games at defensive end after serving as backup quarterback and a special teams standout for the Bearcats ... had three tackles and one pass breakup against Eastern Kentucky ... recorded a tackle at Marshall ... made a pass breakup against Syracuse.

**2007:** Reserve quarterback who was talented enough to find his way on the field through the field goal, kickoff coverage, and punt teams ... played in all 13 games ... registered 11 tackles, exclusively on special teams ... notched three special teams tackles against Southeast Missouri State to earn UC's Special Teams Player of the Week honors ... garnered Special Teams Player of the Week honors after totaling three special teams tackles at San Diego State ... made two stops at Syracuse.

**2006:** Did not step under center in game conditions but did see action in three contests on kickoff and punt coverage ... recognized as Scout Team Offensive Player of the Week for the Virginia Tech game and Scout Team Specialist of the Week vs. USF.

**2005:** Redshirted ... made the travel squad for four of the six road games ... Bearcat Academic Honor Roll (Spring 2006).

**Elder High School:** Shared the Greater Catholic League Offensive Back of the Year honor as a senior under head coach Doug Ramsey ... completed 143-of-257 passes for 1,875 yards and seven touchdowns in his final prep campaign and gained 507 yards on 148 rushing attempts ... set school record for most yards passing in a game (396) ... helped Panthers to back-to-back state titles as a tight end his sophomore and junior seasons ... earned honorable mention all-district recognition and was named to the all-GCL South team as a punter as a junior.

**Craig J. Carey:** Born Oct. 9, 1986 ... son of Dan and Jane Carey ... brother Collin served as the backup quarterback at Cincinnati in 2003 and 2004 ... sister Courtney played soccer at Miami (OH).

**Academic Major:** Criminal Justice.

**2008 DEFENSIVE STATISTICS**

Year	G	Solo	Asst.	Total	TFL-Yd	Sack-Yd	Int-Yd	PBU	QBH	FF	FR-Yd	Blk
2008	11	2	2	4	0.5-0	0-0	0-0	2	0	0	0-0	0



21

**CAMERRON CHEATHAM**Kalamazoo, Mich. » *Central*

DB / 5-9 / 187 / RS Freshman

**2008:** Redshirted.

**Kalamazoo Central High School:** Three-year letterwinner as a defensive back and running back ... a three-time first-team all-Southwestern Michigan Athletic Conference choice ... collected 31 career touchdowns for the Maroon Giants ... an all-state sprinter ... owns school and Big 16 Conference records in the 200-meter (21.7 seconds) and 400-meter dash (48.5 seconds), also boasts the Big 16 record in the 100-meter dash (10.6 seconds) ... coached by Bob Drake.

**Cammeron Lynn Cheatham:** Born Jan. 17, 1990 ... son of Calvin and Marcella Cheatham.

**Academic Major:** Exploratory Studies.

Craig Carey





## OBADIAH CHEATHAM

Cincinnati, Ohio » *Shroder Paideia Academy*

LB / 6-2 / 224 / Junior

**2008:** Played in one game, at Marshall.

**2007:** Totaled seven tackles as a reserve linebacker and member of the kickoff coverage unit ... tallied three tackles vs. Oregon State ... carded two stops at Miami (OH) ... made two stops at San Diego State.

**2006:** Redshirted ... earned Scout Team Defensive Player of the Week honors for his efforts prior to the Pittsburgh game ... Bearcat Academic Honor Roll (Fall 2006).

**Shroder Paideia Academy:** Four-time all-Southwest Ohio Public League honoree for head coach Clint Kirker ... earned first-team all-district, all-city, and all-state honors as a senior ... named the SWOPL Defensive Player of the Year in 2005 ... an honorable mention all-state pick as a junior ... also lettered in basketball, wrestling, and track ... member of the National Honor Society.

**Obadiah Arron Israel Cheatham:** Born April 21, 1988 ... son of Denise Wilburn ... uncle Lonnie Ingram played football and baseball at Defiance College.

**Academic Major:** Psychology.



## C.J. COBB

Jacksonville, Fla. » *Sandalwood*

OL / 6-4 / 304 / Junior

**2008:** Suffered an injury in preseason ... did not see any action during the regular season.

**2007:** Made his collegiate debut against Southeast Missouri State as a reserve offensive tackle ... contributed up front in all 13 games on field goal and point-after units.

**2006:** Redshirted ... named Scout Team Player of the Week for his efforts the weeks of the Eastern Kentucky and Miami (OH) games.

**Sandalwood High School:** Earned all-league honors as a senior for head coach Adam Geis ... garnered second-team all-Coast Area accolades in 2005 for the Saints ... received first-team academic all-conference recognition ... inducted into the National Association of American High School Students.

**Clinton Jarelle Cobb:** Born March 24, 1988 ... son of Clinton and Beverly Cobb.

**Academic Major:** Communications.



## ZACH COLLAROS

Steubenville, Ohio » *Steubenville*

QB / 6-0 / 209 / Sophomore

**2008:** One of five quarterbacks to play for the Bearcats during the season ... played in seven games, predominately on special teams ... took his first snap at quarterback at Akron midway through the fourth quarter after Tony Pike was injured ... rushed for a five-yard gain on his first play, helping to set up the game winning field goal ... attempted four passes, completed a 2-yard pass and rushed for 18 yards on four carries against the

Zips ... had two carries for 11 yards against USF ... registered his first tackle of the season at Hawai'i ... spent the spring with UC baseball team.

**2007:** Redshirted.

**Steubenville High School:** Compiled a 41-1 record in three years as the starting signal caller for coach Reno Soccoccia ... Ohio's Division III Player of the Year in 2006 ... named to the EA Sports All-American Third Team after completing 68 percent (136-of-201) of his pass attempts for 2,550 yards and 30 TDs and only four interceptions ... also accrued 720 rushing yards, including 15 scores ... two-way player compiled three returns for touchdowns as a senior ... broke every Big Red passing record on his way to a 30-0 mark and back-to-back state titles over his final two years.

**Zachary J. Collaros:** Born Aug. 27, 1988 ... son of Dean and Michelle Collaros.

**Academic Major:** Pre-Accounting.

### 2008 PASSING STATISTICS

Year	G	Att	Cmp	Int	Yds	TD	Lg	Pct	Avg/P	Avg/G	Effic
2008	7	4	1	0	2	0	2	25.0	0.5	0.3	29.2



## AUSTIN COOK

Chicago, Ill. » *Morgan Park* » *Joliet JC*

LB / 6-0 / 210 / Junior

**2008:** Redshirted.

**Joliet (Ill.) Junior College:** Helped Joliet Junior College to a pair of Midwest Football Conference championships and a 17-6 record in his two years ... Joliet concluded its 2007 season ranked No. 10 nationally after winning the Graphic Edge Printing Bowl, one of the NJCAA national bowl games ... earned an associate's degree in general studies.

**Morgan Park High School:** Totaled 60 tackles, two interceptions, two forced fumbles and a fumble recovery as a senior ... was named the defensive MVP of the Chicago High School All-Star game in 2006.

**Austin Cook:** Born May 3, 1987 ... son of Robert and Doris Cook.

**Academic Major:** Criminal Justice.



41

## MICHAEL COOKE

Cincinnati, Ohio » Elder

P / 6-2 / 210 / Sophomore

**2008:** Back-up to all-America punter Kevin Huber ... did not punt during the regular season.

**2007:** Redshirted.

**Elder High School:** Named first-team all-city by the *Cincinnati Enquirer* after averaging approximately 40 yards per punt as a senior ... received first-team all-Southwest District and Greater Catholic League Punter of the Year accolades in 2006 ... notched a career-long 62 yarder as a senior for head coach Doug Ramsey's squad ... landed five punts inside the opposition's 20 yard line and had two punts of more than 50 yards on the year.

**Michael Cooke:** Born Nov. 5, 1988 ... son of Robert Cooke and MaryAnn Pazueca.

**Academic Major:** Communications.



4

## ALEX DANIELS

Columbus, Ohio » Brookhaven » Minnesota

DL / 6-4 / 259 / Senior

**2008:** Played in every game, earning his first start of the season at defensive end against Hawai'i ... finished the season with 16 tackles and one sack ... made his first tackle as a Bearcat against Eastern Kentucky ... recorded two tackles at No. 4/4 Oklahoma ... had two tackles, one for loss, at Marshall ... made two tackles at Connecticut ... notched two tackles, one sack, and a pass breakup at West Virginia ... recorded three unassisted tackles vs. Syracuse.

**2008:** Sat out while fulfilling NCAA transfer requirements.

**2006 (Minnesota):** Made the transition to running back as a sophomore ... was Minnesota's second-leading rusher with 309 yards and five touchdowns in 11 games ... averaged 4.6 yards per carry ... rushed for 155 yards and three touchdowns on 24 carries in a 44-0 win over Kent State in the season opener, earning Big Ten Co-Offensive Player of the Week ... followed up with 78 yards rushing and a his fourth touchdown of the season in a 42-17 loss to No. 22 California ... had 44 yards rushing and a touchdown on 10 carries vs. Temple ... carried the ball eight times for 22 yards at Purdue.

**2005 (Minnesota):** Played in 12 games, finishing with 14 tackles (10 solo) and a forced fumble ... had a pair of tackles, both solo, and a forced fumble in season opener against Tulsa ... added two more tackles (one solo) against Colorado State ... had a season-high five tackles (three solo) against Florida Atlantic ... recorded one solo tackle against Penn State ... had three tackles (two solo) against Wisconsin ... had one solo tackle against Michigan State ... participated in 177 plays ... earned first letter.

**Brookhaven High School:** A 2005 graduate of Brookhaven High School in Columbus, Ohio ... high school coach was Tom Blake ... ranked as a four-star performer and the 11th-best athlete in the nation by *Rivals.com* ... named the 16th-best linebacker in the nation and the 108th-best overall player by *College Football News* ... selected to the SuperPrep Midwest Team, ranked as the 26th-best player and listed as the 36th-best defensive back in the nation ... ranked as the 10th-best safety in the nation by *Scout.com* ... selected as a PrepStar All-Midwest Region performer ... named to Ohio News Network All-Ohio Team ... two-time all-city selection and was a 2004 all-conference, all-area, and all-state choice ... made 100 tackles with five sacks, three forced fumbles and two fumble recoveries in leading his team

to 2004 state title ... also intercepted three passes, returning two for touchdowns ... Super Honor Roll student and National Honor Society member.

**Alex Daniels:** Born November 27, 1986 ... son of Peggy Daniels.

**Academic Major:** Communications.

### 2008 DEFENSIVE STATISTICS

Year	G	Solo	Ast.	Total	TFL-Yd	Sack-Yd	Int-Yd	PBU	QBH	FF	FR-Yd	Blk
2008	14	11	5	16	2.0-17	1.0-2	0-0	1	0	0	0-0	0

Alex Daniels



72

## EVAN DAVIS

Cincinnati, Ohio » Colerain

OL / 6-4 / 262 / Sophomore

**2008:** Played in four games on the offensive line as a true freshman ... helped a UC offense that averaged 27.3 points per game and averaged 375.3 yards of total offense per contest.

**Colerain High School:** Three-year letterwinner on the offensive and defensive line ... took every snap for his final two seasons with the Cardinals ... invited to play in the 63rd Ohio North-South Classic ... a first-team all-Greater Miami Conference and all-Southwest Ohio pick in 2008 ... named to the *Cincinnati Enquirer's* all-City first team ... a second-team all-Ohio choice ... received Colerain's Cardinal Award after leading the team to a 12-1 finish as a senior ... coached by Tom Bolden.

**Evan Joseph Davis:** Born Oct. 13, 1989 ... son of Greg and Gail Davis.

**Academic Major:** Civil and Construction Engineering Technology.



39

**ALEX DELISI**Clarkston, Mich. » *St. Mary's Preparatory*

LB / 6-2 / 225 / Sophomore

**2008:** Played against Eastern Kentucky on the special teams unit.**2007:** Redshirted.

**St. Mary's Preparatory High School:** Named a Division II all-state selection by both the *Detroit Free Press* and *Detroit News* ... totaled 163 tackles, 12 for loss, seven sacks, four forced fumbles and four fumble recoveries during his senior season ... listed on the *Detroit News'* Blue Chip List ... three-year letterwinner for coach George Porritt ... member of state finalist squad as a sophomore.

**Alexander C. Delisi:** Born April 1, 1989 ... son of Robert and Sandra Delisi ... member of the National Society for High School Scholars.

**Academic Major:** Finance.

96

**TOM DeTEMPL**Cincinnati, Ohio » *Moeller*

LS / 6-2 / 225 / Sophomore

**2008:** Backup long snapper ... did not see game action during the regular season.**2007:** Redshirted.

**Moeller High School:** Won the Crusaders' Zaferes Award as Special Teams Player of the Year in his final season ... four-year player for head coach Bob Crable ... member of the Greater Catholic League South Division championships as a senior ... manager of the basketball team for four years, including the 2006-07 state championship season.

**Thomas Patrick DeTemple:** Born Jan. 26, 1989 ... son of Louie and Jeanie DeTemple ... brother Willie played golf at John Carroll University.

**Academic Major:** Communications.

65

**T.J. FRANKLIN**Maryville, Tenn. » *Knoxville Catholic*

OL / 6-4 / 287 / Sophomore

**2008:** Did not see game action during the regular season.**2007:** Redshirted.

**Knoxville Catholic High School:** Selected all-state by both the coaches and sportswriters' association ... invited to play in the Tennessee vs. Kentucky All-Star game ... named to the Knoxville Football League first team ... twice recognized with all-region mention ... four-year letterwinner ... Fighting Irish finished 45-5 over his prep career ... advanced to the state quarterfinals three times ... three-sport athlete.

**Thomas Joel Franklin:** Born Dec. 27, 1988 ... son of Stephen and Mary Franklin ... older brother, Chris, competed on the Tennessee men's swimming and diving team ... mother was a member of the swim team at Texas Tech.

**Academic Major:** Criminal Justice.

26

**DREW FREY**Wilmington, Ohio » *Clinton-Massie*

DB / 6-4 / 205 / RS Freshman

**2008:** Played in four games before season-ending arm injury ... had two tackles against Eastern Kentucky ... made five tackles, three unassisted, vs. Miami (OH) ... earned first career start at Akron where he recorded two tackles before he was injured with a minute left in the first quarter and did not return ... awarded a sixth year of eligibility by the NCAA.

**2007:** Redshirted after being sidelined with an injury during the preseason.

**Clinton-Massie High School:** Combined for 3,455 yards rushing and receiving and accounted for 354 points during his final two seasons for coach Dan McSurley ... rushed for 1,493 yards as a senior after totaling 1,574 yards on the ground the previous year ... set school records for most all-purpose yards in a game (347) and single-season scoring with 187 points (25 TDs, 31 PATs and 2 FGs) ... owns four school track and field records ... wrapped up senior year with state titles in the long jump and as a member of the 4x100 meter relay team ... honored as an all-Ohio track athlete seven times ... senior class of 2007 Valedictorian.

**Andrew William Frey:** Born Feb. 22, 1989 ... son of Doug and Sheila Frey ... National Honor Society member ... father played four years of basketball at Wilmington College.

**Academic Major:** Architectural Engineering Technology.**2008 DEFENSIVE STATISTICS**

Year	G	Solo	Ast.	Total	TFL-Yd	Sack-Yd	Int-Yd	PBU	QBH	FF	FR-Yd	Blk
2008	4	4	6	10	0.5-0	0-0	0-0	0	0	0	0-0	0



Drew Frey

**MARDY GILYARD**Bunnell, Fla. » *Flagler Palm Coast*

WR / 6-1 / 187 / Senior

**2008:** Named the 2008 BIG EAST Special Teams Player of the Year after a league-high 28.0-yard kickoff return average (11th in the country) and scoring two touchdowns on kickoff returns ... named first-team all-BIG EAST as a wide receiver and on special teams ... earned BIG EAST Special Teams Player of the Week on Sept. 8 and Nov. 9 ... earned BIG EAST Weekly Honor Roll recognition three times (Sept. 29, Nov. 17, Nov. 30) ... awarded a helmet sticker by ESPN's College Gameday Final crew after his performance at No. 4/4 Oklahoma ... team leader with 11 receiving touchdowns, tying him for sixth place in the single-season school record book ... set a UC single-season record with 1,276 receiving yards (20th in the country) ... ranks third in school history with 11 receiving touchdowns in a season ... averaged a team-high 15.8 yards a catch ... shattered the 28-year old UC school record for single-season kickoff return yards with 897 yards (652, Russell Cooper, 1980) ... against Eastern Kentucky had one kick return for 26 yards and finished the game with 101 yards on six receptions and two touchdowns ... scored a 97-yard touchdown on a kick return at No. 4/4 Oklahoma, snapping UC's 13-year, 145-game streak without a kickoff return for a touchdown ... set a BIG EAST record with 246 yards on kickoff returns and had a school-record 365 all-purpose yards (119 receiving, 246 return yards) at No. 4/4 Oklahoma ... had six catches for 69 yards, one touchdown, and two kick returns for 33 yards against Miami (OH) ... finished the game with two touchdowns against Akron, recording 146 yards on seven catches ... pulled down seven catches for 87 yards and a touchdown at Connecticut, returning four kicks for 76 yards ... pulled down four receptions for 98 yards and a touchdown, and returned two kicks for 42 yards vs. USF ... ran the opening kickoff of the game back 100 yards for a touchdown, tying him with Walter Heuck (vs. Denison, 1910) for the longest TD in school history at West Virginia ... the 100-yard kick return is the 13th 100-yard touchdown return in BIG EAST history and the first since Louisville's Trent Guy ran one back 100 yards on Sept. 15, 2007 against Kentucky ... at Louisville, had five receptions, one touchdown, 73 yards and four kick returns for 109 yards ... had a touchdown, eight receptions, 110 yards and three kick returns for 66 yards against Pittsburgh ... recorded his fifth 100-plus yard receiving game of the season and the seventh of his career, finishing with 11 receptions and 114 yards against Syracuse ... also had three kick returns for 56 yards vs. the Orange ... notched a then- season and career-high 136 receiving yards, including a season-long 69-yard

game-winning touchdown catch at Hawai'i ... hauled in seven catches for a season and career-best 158 yards and a touchdown in the FedEx Orange Bowl ... also returned four kickoffs for 97 yards

**2007:** Returned to the team as a scholarship player after sitting out the 2006 season because of academic reasons ... started at wide receiver in seven of the 12 games in which he played ... notched a pair of 100-yard receiving games and finished the season third on the team with 36 catches for 536 yards and three touchdowns ... made a splash in the season opener by totaling eight receptions for 134 yards, including a 56-yard score against Southeast Missouri State ... blocked a punt in back-to-back games against Oregon State and at Miami (OH) ... notched a 14-yard catch and a 30-yard punt return vs. Oregon State ... totaled 43 all-purpose yards on two receptions for 10 yards, a 19-yard kickoff return and a 14-yard punt return at Miami (OH) ... tallied four catches for 44 yards vs. Marshall ... finished with five grabs for 97 yards, including a 27-yard touchdown at Rutgers ... registered three receptions for 38 yards against Louisville ... snared three receptions for 100 yards, including a 76-yarder, before the half, at USF ... returned two kickoffs 55 yards vs. West Virginia ... missed the regular season finale due to injury ... returned a combined two kickoffs for 69 yards, including a career-long 42-yarder in the Papajohns.com Bowl.

**2006:** Redshirted ... winner of the Scout Team Special Teams Player of the Year Award.

**2005:** Emerged as a steady contributor in the secondary and on special teams ... became a backup at cornerback ... recorded seven tackles, six solos ... had three tackles, all solos, vs. Pittsburgh ... broke off a 60-yard kick return vs. Miami (OH), his first college return and the longest by a Bearcat since 2002 ... averaged a team-leading 25.1 yards on seven returns.

**Flagler Palm Coast High School:** First-team Class 5A all-state selection ... helped school to an 8-2 record and a spot in the state playoffs as a senior for coach Steve Allen ... capped his career with over 2,500 yards and 30 touchdowns ... named MVP of the Florida Coast All-Star Game ... three-time all-league and all-area selection in track and field.

**Marshwan Gilyard:** Born Dec. 2, 1986 ... son of Addison Morgan and Viola Crudup.

**Academic Major:** Sociology.

**CAREER RECEIVING STATISTICS**

Year	G	Rec	Yds	TD	Lg	Rec/G	Avg/C	Avg/G
2005	8	0	0	0	0	0.0	0.0	0.0
2007	12	36	536	3	76	3.0	14.9	44.7
2008	14	81	1276	11	69	5.8	15.8	91.1
<b>TOTAL</b>	<b>34</b>	<b>117</b>	<b>1812</b>	<b>14</b>	<b>76</b>	<b>3.4</b>	<b>15.5</b>	<b>53.3</b>

**CAREER KICKOFF RETURN STATISTICS**

Year	G	No.	Yds	TD	Lg	Avg/R	Avg/G
2005	8	8	176	0	60	22.0	22.0
2007	12	7	206	0	42	29.4	17.2
2008	14	36	994	2	100	27.6	71.0
<b>TOTAL</b>	<b>34</b>	<b>51</b>	<b>1376</b>	<b>2</b>	<b>100</b>	<b>27.0</b>	<b>40.5</b>

Mardy Gilyard





99

**DAN GIORDANO**Frankfort, Ill. » *Lincoln-Way East*

DL / 6-4 / 246 / RS Freshman

**2008:** Redshirted.

**Lincoln-Way East High School:** A four-year starter at defensive end ... compiled a 44-6 career mark, including the 2005 Illinois 8A State title for the Griffins ... a two-time all-conference, all-area (*Star Newspapers*) and *Champaign News-Gazette* All-State choice ... selected the Southwest Suburban Conference Defensive Player of the Year after his senior season ... coached by Rob Zvonar.

**Daniel James Giordano:** Born Sept. 17, 1989 ... son of Edward and Denise Giordano.

**Academic Major:** Pre-Business Administration.



22

**JOHN GOEBEL**Milford, Mich » *Brother Rice*

RB / 6-1 / 213 / Junior

**2008:** Played in all 14 games, averaging 4.6 yards per rush ... scored a team-high seven rushing touchdowns ... averaged 10.9 yards per reception (26-for-283) ... had nine carries, 62 yards and a touchdown against Eastern Kentucky ... had eight carries for 27 yards, two receptions for 10 yards at No. 4/4 Oklahoma ... had 13 carries for 63 yards and a season-high two touchdowns against Miami (OH) ... also had a kick return for 43 yards against the RedHawks ... had nine carries for 27 yards and two kick returns for 39 yards at Akron ... finished with 56 yards on eight carries, a touchdown and a 3-yard reception at Marshall ... had 41-yard reception finishing with three catches and 68 yards and two rushes for 11 yards at Connecticut ... had season-high 78 yards rushing on season-high 17 carries with a touchdown against USF ... also had three receptions for 43 yards and one 23-yard kick return against the Bulls ... rushed seven times for 14 yards and had three receptions, including a season-long 66-yard reception at West Virginia ... 10 carries for 77 yards, including a season-long 37-yard carry at Louisville ... against Pittsburgh had 11 carries for 29 yards ... earned his first career start at running back against Syracuse and finished with 10 carries, one touchdown, and 67 yards, adding two receptions for 14 yards ... had a game-high 14 carries for 49 yards at Hawai'i and had three kick returns for 90 yards, including a 41-yard kickoff return.

**2007:** Redshirted ... garnered the program's offensive Scout Team Player of the Year recognition for a second consecutive season.

**2006:** Entered the program as a running back and moved to the defensive side early in the season ... competed in all 13 games as a member of the kickoff and punt teams ... earned a share of UC's Scout Team Player of the Year award ... named Scout Team Player of the Week for the Pittsburgh game ... Bearcat Academic Honor Roll (Fall 2006, Winter 2007).

**Brother Rice High School:** First-team all-state selection as a senior for head coach Al Fracassa ... helped the Warriors to a 12-2 record and the 2005 Division II state championship ... rushed for 1,917 yards, averaging 7.4 yards per carry, and 18 touchdowns and finished with 2,145 all-purpose yards and 21 TDs in his final campaign ... two-way performer who made 67 tackles, five pass breakups and had four interceptions and two fumble recoveries as a safety ... captain of the *Detroit Free Press* All-State Dream Team and was honored on the *Detroit News* Dream Team ... ranked No. 13 on the *Detroit Free Press* Michigan Fab 50 Football Prospects ... rushed for 1,173 yards as a junior to earn first team all-league and all-Catholic recognition ... boasted perfect attendance from grades 6-12.

John Goebel



**John Henry Goebel:** Born Nov. 19, 1987 ... son of Karl and Kristin Goebel ... older brother, Mark played football at Michigan State.

**Academic Major:** Marketing.

**CAREER RUSHING STATISTICS**

Year	G	Att	Yds	TD	Lg	Avg/C	Avg/G
2006	13	0	0	0	0	0.0	0.0
2008	14	133	607	7	37	4.6	43.4
<b>TOTAL</b>	<b>27</b>	<b>133</b>	<b>607</b>	<b>7</b>	<b>37</b>	<b>4.6</b>	<b>22.5</b>

**CAREER RECEIVING STATISTICS**

Year	G	Rec	Yds	TD	Lg	Rec/G	Avg/C	Avg/G
2006	13	0	0	0	0	0.0	0.0	0.0
2008	14	26	283	0	66	1.9	10.9	20.2
<b>TOTAL</b>	<b>27</b>	<b>26</b>	<b>283</b>	<b>0</b>	<b>66</b>	<b>1.0</b>	<b>10.9</b>	<b>10.5</b>



66

**SAM GRIFFIN**Englewood, N.J. » *Don Bosco Prep*

OL / 6-4 / 260 / Junior


**2008:** Played in five games ... started at right tackle against Eastern Kentucky ... saw action at No. 4/4 Oklahoma, against Miami (OH) and at Marshall and Hawai'i.

**2007:** Rookie found the field in two games at left tackle ... promising blocker ... provided depth to the roster without utilizing a redshirt.

**Don Bosco Prep High School:** Instrumental in the Ironmen's 12-0 record and 2006 state title run ... twice named to the all-North New Jersey Interscholastic League first team ... second-team all-county as a senior after receiving third-team all-county honors as a junior ... member of the league championship squad in each of his final three seasons ... three-year varsity letterwinner for head coach Greg Toal.

**Samuel E. Griffin:** Born Aug. 4, 1989 ... son of Betty Hannah-Griffin.

**Academic Major:** Exploratory Studies.



19

**BEN GUIDUGLI**Fort Thomas, Ky. » *Highlands*

TE / 6-0 / 237 / Junior

**2008:** Started at tight end in all 14 games ... averaged 12.7 yards a catch with 18 receptions on the year ... had three receptions for a career-high 52 yards and a 24-yard touchdown reception against Miami (OH) ... had three catches for 35 yards at Marshall ... pulled in an acrobatic one-handed reception for a season and career-high 33 yards in the second quarter against USF and finished with two receptions for 38 yards ... recorded three receptions for 42 yards at Louisville ... against Pittsburgh had two catches for eight yards ... one reception for 13 yards vs. Syracuse.

**2007:** Appeared in five contests at tight end and on special teams ... registered two catches for 20 yards, including a seven-yard touchdown vs. Southeast Missouri State.

**2006:** Redshirted ... recognized as Scout Team Player of the Week for his efforts leading up to the Eastern Kentucky and Pittsburgh contests.

**Highlands High School:** First-team all-state selection as a senior for head coach Dale Mueller ... amassed 1,050 yards and had six touchdown receptions ... three-year regular who helped team to a state championship as a junior after a runner-up finish his sophomore season ... a second-team all-state linebacker as a junior, catching 10 touchdown passes and returning three interceptions for scores.

**Benjamin Antonio Guidugli:** Born Oct. 22, 1987... son of Dave and Sherry Guidugli ... brother Gino was a four-year starting quarterback at UC who led the Bearcats to three bowl games ... brother Jeff played wide receiver at Southeastern Louisiana.

**Academic Major:** Communications.

## CAREER RECEIVING STATISTICS

Year	G	Rec	Yds	TD	Lg	Rec/G	Avg/C	Avg/G
2007	5	2	20	1	13	0.4	10.0	4.0
2008	14	18	229	1	33	1.3	12.7	16.4
<b>TOTAL</b>	<b>19</b>	<b>20</b>	<b>249</b>	<b>2</b>	<b>33</b>	<b>1.1</b>	<b>12.4</b>	<b>13.1</b>

Ben Guidugli



23

**REUBEN HALEY**Cincinnati, Ohio » *Mount Healthy*

DB / 6-0 / 188 / Sophomore

**2008:** Did not see game action during the season.

**2007:** A walk-on in the defensive secondary.

**Mount Healthy High School:** Selected to play in Cincinnati's East-West All-Star Game following his senior season ... set a program record with 14 pass breakups during his lone campaign with the Owls ... registered 37 tackles on his way to all-Fort Ancient Valley Conference accolades in 2006 ... garnered all-FAVC honors in track and field and was named the 2007 FAVC Runner of the Year.

**Reuben Xavier Haley:** Born August 10, 1988 ... son of Robert Haley and Marian Clark.

**Academic Major:** Health Promotions Education.



81

**TOMAZ HILTON**Youngstown, Ohio » *The Rayen*

WR / 6-3 / 215 / Sophomore

**2008:** Saw action in 11 games at linebacker ... finished the season with nine tackles ... had an unassisted tackle against Eastern Kentucky ... season-high four tackles at Marshall ... two tackles against Pittsburgh.

**2007:** Redshirted.

**The Rayen School:** Hauled in 40 passes for 900 receiving yards and nine TDs in two years for the Tigers ... totaled 63 tackles and four punt returns for touchdowns over his career ... twice named all-league for coach Brian Shaner.

**Tomaz Daniel Hilton:** Born Sept. 27, 1989... son of Thomas and Janice Hilton.

**Academic Major:** Criminal Justice.

## 2008 DEFENSIVE STATISTICS

Year	G	Solo	Asst.	Total	TFL-Yd	Sack-Yd	Int-Yd	PBU	QBH	FF	FR-Yd	Blk
2008	11	4	5	9	0-0	0-0	0-0	0	0	0	0-0	0

Tomaz Hilton





31

**QUENTIN HINES**Detroit, Mich. » *Mt. Clemens*

RB / 5-11 / 185 / RS Freshman

**2008:** Redshirted.

**Mt. Clemens High School:** Rushed for 1,491 yards and 21 touchdowns as a senior at Mt. Clemens High School, earning first-team all-county, all-region, and all-state honors ... also competed in track and field as a sprinter ... was a member of Team Michigan at the Midwest Meet of Champions ... posted a season-best time of 10.6 seconds in the 100 meters during the 2008 season ... finished second in the 100 meters and third in the 200 meters at the state track meet.

**Quentin Hines:** Born October 8, 1990 ... son of Quentin Hines and Roslynn Merriweather.

**Academic Major:** Business Management Technology.



31

**BRUCE HORNER**Farmington Hills, Mich. » *Harrison*

DB / 5-11 / 171 / RS Freshman

**2008:** On the team's travel squad but did not see game action during the regular season.

**Harrison High School:** A three-year letterwinner at linebacker and wide receiver ... collected 223 tackles, six interceptions, and 12 forced fumbles over his prep career ... tallied 60 catches for 933 yards, including 19 for touchdowns over three seasons for the Hawks ... one of eight defensive backs named to the Great 8 Football Awards by the Mid-Michigan Touchdown Club ... a two-time all-Oakland Activities Association and *Detroit News All-Metro North* selection ... coached by John Harrington.

**Bruce Vincent Horner, Jr.:** Born Feb. 3, 1990 ... son of Bruce Horner, Sr. and Courtney Ritchie.

**Academic Major:** Exploratory Studies.



59

**ALEX HOFFMAN**Indianapolis, Ind. » *Cathedral*

OL / 6-5 / 293 / Sophomore

**2008:** Played in 11 games ... earned a start at left guard at Marshall and at West Virginia ... helped the UC offense average 27.3 points and 375.3 yards of total offense per contest.

**2007:** Redshirted.

**Cathedral High School:** Major cog for coach Jim O'Hara's Division 4A state champions ... keyed Fighting Irish's back-to-back city championships ... garnered all-State honors as a junior and again as a senior ... named top offensive lineman in Indiana as a junior ... received high academic honors all four years of high school.

**Alexander Edward Hoffman:** Born Aug. 8, 1988 ... son of Gene and Kathy Hoffman.

**Academic Major:** Biological Sciences.



87

**CHARLEY HOWARD**Gahanna, Ohio » *Lincoln*

WR / 6-3 / 205 / Senior

**2008:** Played in 13 games ... recorded three receptions on the year ... had a 7-yard catch at No. 4/4 Oklahoma ... had significant playing time at Hawai'i after Dominick Goodman went down with an injury, finishing with two catches for eight yards ... played on special teams, finishing with two tackles at No. 4/4 Oklahoma ... had a tackle against Miami (OH) and Rutgers ... had three tackles against USF ... recorded a tackle at Louisville and against Syracuse ... finished with two tackles against Pittsburgh.

**2007:** A consistent performer who started three games and saw action in all 13 contests ... totaled seven catches for 94 yards, with one touchdown grab ... tallied 10 tackles on special teams ... rushed one time for 15 yards in his collegiate debut vs. Southeast Missouri State ... made his first catch, a 14-yarder at San Diego State ... named UC's Special Teams Player of the Week for his performance at Rutgers ... carded a five-yard grab at Pittsburgh ... caught two passes for 35 yards, including a six-yard touchdown vs. Connecticut ... registered a catch for 16 yards at Syracuse ... snared two passes for 24 yards, including a 16 yarder in the Papajohns.com Bowl.

**2006:** Suffered an injury prior to the season ... did not see any game action.

**2005:** Redshirted ... Bearcat Academic Honor Roll (Winter 2006, Spring 2006).

**Lincoln High School:** Earned first-team all-state honors as a senior under the coaching of Mike Lanza ... two-year starter at wide receiver and free safety ... an all-league and all-region pick as a senior ... helped the school's 4x100 and 4x400 relay teams reach the state championships ... also lettered in swimming as a diver.

**Charles Dennis Howard:** Born Nov. 28, 1986 ... son of Philip and Elizabeth Howard.

**Academic Major:** Psychology.

## CAREER RECEIVING STATISTICS

Year	G	Rec	Yds	TD	Lg	Rec/G	Avg/C	Avg/G
2007	13	7	94	1	29	0.5	13.4	7.2
2008	13	3	15	0	7	0.2	5.0	1.2
<b>TOTAL</b>	<b>26</b>	<b>10</b>	<b>109</b>	<b>1</b>	<b>29</b>	<b>0.4</b>	<b>10.9</b>	<b>4.2</b>

Alex Hoffman





40

**JOHN HUGHES**Gahanna, Ohio » *Lincoln*

DL / 6-2 / 305 / Sophomore

**2008:** Started at defensive tackle in Eastern Kentucky game, finishing with two tackles ... played in 13 games, registering 20 tackles and two sacks on the year ... season-high three tackles came against Rutgers ... had a sack at Marshall ... wrapped up the regular season with an unassisted tackle at Hawai'i.

**2007:** Redshirted.

**Lincoln High School:** Received *Associated Press* All-Ohio, all-Ohio Capital Conference, all-district, and all-metro honors after his senior season ... averaged 18.2 yards per catch during his final campaign for the Golden Lions ... team captain totaled 58 stops for coach Mike Lanza's squad in 2006 ... competed in the Big 33 All-Star Game ... three-sport athlete ... had two top-eight showings in the state shot put competition.

**John L. Hughes:** Born April 27, 1988 ... grandson of Esther Hughes ... oldest of five brothers.

**Academic Major:** Criminal Justice.

## 2008 DEFENSIVE STATISTICS

Year	G	Solo	Ast.	Total	TFL-Yd	Sack-Yd	Int-Yd	PBU	QBH	FF	FR-Yd	Blk
2008	13	10	10	20	2.5-14	2.0-13	0-0	0	0	0	0-0	0



46

**SCOTT JOHNSON**Middletown, Ohio » *Middletown*

RB / 5-10 / 204 / Sophomore

**2008:** Played in 10 games on special teams and as a backup halfback ... tallied 79 rushing yards on 11 attempts ... carried nine times for 79 yards, including a 50-yard gallop, against Eastern Kentucky ... scored first career touchdown, a 1-yard plunge, late in the game at No. 4/4 Oklahoma ... made first career reception at Oklahoma.

**2007:** Redshirted.

**Middletown High School:** Received all-Ohio, all-Ohio Capital Conference, and all-district accolades as a senior ... totaled 940 yards rushing and 327 yards receiving during his final year for coach Ron Johnson ... scored 14 touchdowns for the Middies ... recognized on the All-Greater Miami Conference second team ... also ran for the track and field team.

**Scott S. Johnson:** Born June 24, 1989 ... son of Keith Johnson ... brother Marc ran track at Kent State.

**Academic Major:** Sports Administration.

## 2008 RUSHING STATISTICS

Year	G	Att	Yds	TD	Lg	Avg/C	Avg/G
2008	10	11	79	1	50	7.2	7.9

## 2008 RECEIVING STATISTICS

Year	G	Rec	Yds	TD	Lg	Rec/G	Avg/C	Avg/G
2008	10	1	1	0	1	0.1	1.0	0.1



John Hughes



Scott Johnson



25

## BRAD JONES

Canton, Ohio » McKinley

DB / 6-1 / 202 / Senior

**2008:** Backup at both corner and safety positions ... totaled 14 tackles, including seven solo stops ... intercepted Heisman trophy winner Sam Bradford in second quarter of game at No. 4/4 Oklahoma ... also had a pick at Akron ... assisted on a tackle for loss at Marshall.

**2007:** Competed in 12 games ... carded 19 stops as a reserve cornerback and member of special teams ... notched a pair of tackles and a fumble recovery against Southeast Missouri State ... collected fumble recovery and an interception, to go with three tackles vs. Oregon State ... registered a career-high five solo stops at Miami (OH) ... collected four tackles vs. Marshall ... tallied two stops at USF.

**2006:** Made his debut on special teams ... saw action in four games ... Scout Team Specialist of the Week for the Miami (OH) and Syracuse games.

**2005:** Redshirted.

**McKinley High School:** A first-team all-Ohio pick as a senior who helped lead the Bulldogs to the Division I state finals ... three-year letterwinner as a defensive back and wide receiver for head coach Brian Cross ... sprinter who helped the 4x100 and 4x200 relays reach the state track finals.

**Bradley Sherman Jones, Jr.:** Born Feb. 19, 1987 ... son of Bradley, Sr. and Patricia Jones.

**Academic Major:** Communications.

## CAREER DEFENSIVE STATISTICS

Year	G	Solo	Ast.	Total	TFL-Yd	Sack-Yd	Int-Yd	PBU	QBH	FF	FR-Yd	Blk
2006	6	1	0	1	0.0-0	0-0	0-0	0	0	0	0-0	0
2007	12	14	8	22	0-0	0-0	1-19	2	1	1	2-0	0
2008	12	7	7	14	0.5-1	0-0	2-0	2	0	0	0-0	0
<b>Total</b>	<b>30</b>	<b>22</b>	<b>15</b>	<b>37</b>	<b>0.5-1</b>	<b>0-0</b>	<b>3-10</b>	<b>4</b>	<b>0</b>	<b>0</b>	<b>0-0</b>	<b>0</b>

Brad Jones



2

## DEMETRIUS JONES

Chicago, Ill. » Morgan Park » Notre Dame

LB / 6-4 / 214 / Junior

**2008:** Saw action in four games after working back into game shape following offseason shoulder injury ... lined up at quarterback – the fifth signal caller to take a snap for the Bearcats in 2008 – at Louisville for one play, carrying for five yards ... saw time on special teams, making two tackles on kick coverage units.

**2007:** Started season-opener for Notre Dame against Georgia Tech ... transferred to Cincinnati before start of fall 2007 quarter ... participated in spring drills.

**2006 (Notre Dame):** Did not see any playing time as a freshman.

**Morgan Park High School:** One of seven quarterbacks on *Parade* prep All-America team ... rated 33rd on list of top 100 prep players nationally by *USA Today* ... rated 39th on list of top 100 players nationally by *Chicago Sun-Times* ... rated third on list of top 20 players in Midwest on *Detroit Free-Press* Best in the Midwest team ... Gatorade Player of the Year for 2005 in Illinois ... rated 55th on list of top 100 players in the nation by *Dallas Morning News* ... rated 105th on list of top 150 players nationally by *CollegeFootballNews.com* ... MVP of Chicago Prep Bowl after catching game-winning TD pass for Morgan Park in 14-13 overtime win over Brother Rice ... threw 23-yard TD pass on final play of game to beat Simeon 18-14 ... selected for U.S. Army All-American Bowl prep all-star game ... only quarterback on 25-member 2005 Illinois large-school (5A, 6A, 7A, 8A) all-state team by *Chicago Sun-Times* ... rated top senior player in Illinois by *Chicago Tribune* ... second-team all-state quarterback by *Chicago Tribune* ... 12-2 season mark helped earn him mention on Illinois all-state team for 2005 by *Champaign News-Gazette* ... threw for 2,000 yards and 25 TDs as senior ... listed 99th on 2005 preseason list of top players in the country (and 14th among quarterbacks) by *The Sporting News* ... one of 50 players overall and seven quarterbacks on 2005 preseason prep All-America team by *Street & Smith's* ... one of 10 quarterbacks on 2005 preseason top 100 list by *Lindy's* ... one of nine quarterbacks on 2005 national preseason top 100 by *CBS SportsLine.com* ... *Chicago Tribune* honorable mention all-state selection as junior ... threw for 2,300 yards and 21 TDs with only three interceptions as junior in '04 when he helped Morgan Park to state playoff semifinal ... rushed for another 1,000 yards and 16 TDs on the ground for head coach Lexie Spurlock.

**Demetrius A. Jones:** Born Jan. 3, 1988 ... son of Harry Jones and La'Shaun Dumas.

**Academic Major:** Criminal Justice.

Demetrius Jones





56

**CHRIS JUREK**Southfield, Mich. » *Lathrup*

OL / 6-2 / 286 / Senior

**2008:** Started 13 games at center ... helped the UC offense average 27.3 points and 375.3 yards of total offense per contest.

**2007:** Earned the the starting center assignment during the preseason ... started nine games, providing stability at center in the first 10 contests of the season and also spent time as a reserve guard ... a member of the offensive push that set school records for scoring with 472 points (36.3 per game) and total offense (434.0 yards per game) in 2007.

**2006:** Served as a backup center ... also worked as a backup long snapper ... Scout Team Offensive Player of the Week for the Louisville game.

**2005:** Redshirted.

**Southfield-Lathrup Senior High School:** Three-year starter at center who helped head coach Stephan Thompson's squads qualify for the state playoffs in 2003 and 2004 ... earned first-team all-city and all-metro recognition and was an honorable mention all-state pick ... rated as the No. 22 player in the state of Michigan by the *Detroit News* ... was a catcher on the baseball team and threw the shot put and discus in track and field ... also participated in wrestling.

**Christopher Michael Jurek:** Born June 10, 1987 ... son of Bob and Cathi Jurek ... cousin Scott Jurek played football at Eastern Michigan ... received his bachelor's degree in finance during the spring of 2009 ... enrolled in graduate school.

**Academic Major:** Special Education (master's program).



11

**BRENDON KAY**Ida, Mich. » *Marine City*

QB / 6-4 / 227 / RS Freshman

**2008:** Redshirted.

**Marine City High School:** A three-year team captain ... shined as a quarterback, kicker, and punter ... posted a 34-2 record in three years as the starting signal caller ... Macomb Area Conference Gold Division MVP in 2006 and 2007 ... directed the Mariners to the 2007 Michigan Division 4 State Championship ... completed 133-of-202 passes for 2,083 yards, with 27 touchdowns and also rushed for 561 yards and 15 scores on his way to being named to the *Detroit Free Press* Dream Team and the *Lansing State Journal* Catch 22 as a senior ... totaled 1,182 yards and 18 touchdowns through the air and 340 yards on the ground and seven rushing scores as a junior ... twice recognized as a *Detroit News* All-Metro East honoree ... two-time *Port Huron Times Herald* Player of the Year ... invited to play in the 2008 Michigan East-West All-Star Game ... coached by Tony Scarcelli.

**Brendon Joseph Kay:** Born Dec. 29, 1989 ... son of Charles Kay and Diane Lees.

**Academic Major:** Health Promotions Education.

Chris Jurek





60

## JASON KELCE

Cleveland Hts., Ohio » *Cleveland Hts.*

OL / 6-4 / 290 / Junior

**2008:** Made 13 starts at left guard ... helped the UC offense average 27.3 points and 375.3 yards of total offense per contest.

**2007:** A former walk-on linebacker, who worked hard in the offseason to compete for a spot on the offensive line ... challenged for the starting center duties during the preseason ... saw action at center and guard in nine contests ... a member of the record-setting offense that posted 472 points (36.3 per game), and 434.0 yards per game in 2007 ... also participated on special teams where he notched three tackles in the last two games of the season, including two stops in the Papajohns.com Bowl against Southern Miss.

**2006:** Redshirted ... earned the Scout Team Defensive Player of the Year Award ... won Scout Team Defensive Player of the Week honors for the Akron and Rutgers games.

**Cleveland Heights High School:** Two-time all-league selection for head coach Mike Jones ... league defensive MVP ... made 105 tackles at linebacker as a senior ... also recorded 33 tackles for loss and returned a fumble for a touchdown ... averaged 9.5 yards per carry as a running back.

**Jason D. Kelce:** Born Nov. 5, 1987 ... son of Ed and Donna Kelce ... uncle Don Blalock played football at Purdue and grandfather Don Blalock played football at Ohio ... brother Travis is a redshirt freshman tight end for the Bearcats.

**Academic Major:** Marketing.

Jason Kelce



18

## TRAVIS KELCE

Cleveland Hts., Ohio » *Cleveland Hts.*

TE / 6-5 / 247 / RS Freshman

**2008:** Redshirted.

**Cleveland Heights High School:** Three-year letterwinner at quarterback ... recognized with all-Lake Erie League honors after totaling 2,539 yards of total offense as a senior ... collected 1,016 yards rushing, including 10 touchdowns and 1,523 passing yards on 103-of-198 attempts, with 21 scores and eight interceptions in 2007 ... three-sport athlete for the Tigers ... coached by Jeff Rotsky.

**Travis Michael Kelce:** Born Oct. 5, 1989 ... son of Ed and Donna Kelce ... brother Jason is a junior offensive lineman for the Bearcats.

**Academic Major:** Exploratory Studies.



13

## PAT LAMBERT

St. Cloud, Fla. » *Osceola*

DB / 6-1 / 193 / RS Freshman

**2008:** Redshirted.

**Osceola High School:** Four-year letterwinner ... a 2007 Florida Sports Writers Association First-Team 5A All-State selection ... named to the *Orlando Sentinel* All-Central Florida First Team after posting 186 tackles (105 solos, 81 assists) and six sacks as a senior ... central figure for the Kowboys' 14-0 start that culminated with a trip to the Florida 5A State title game ... *Orlando Sentinel* and *Osceola News-Gazette* Defensive Player of the Year ... selected to serve as captain in the Central Florida East-West All-Star Game ... registered 356 career stops ... coached by Jeff Rolson.

**Patrick Thole Lambert:** Born Dec. 25, 1989 ... son of Brian and Joyce Lambert.

**Academic Major:** Exploratory Studies.



71

**JEFF LINKENBACH**Sandusky, Ohio » *Margaretta*

OL / 6-6 / 311 / Senior

**2008:** Started all 14 games at left tackle, protecting the blind side of UC's quarterbacks ... helped the UC offense average 27.3 points and 375.3 yards of total offense per contest.

**2007:** Battled a nagging leg injury through much of the season... saw action in 11 games, including three as a starter ... moved from left to right tackle prior to the season opener ... returned to the starting lineup for the Papajohns.com Bowl victory over Southern Miss.

**2006:** Won the starting assignment at left tackle with his performance in preseason drills ... garnered UC's Offensive Newcomer of the Year Award ... named to *The Sporting News'* BIG EAST All-Freshman Team ... Topcat Scholar (Fall 2006, Spring 2007).

**2005:** Redshirted ... Topcat Scholar (Fall 2005) ... Bearcat Academic Honor Roll (Winter 2006).

**Margaretta High School:** Two-time all-league and all-district selection for coach Don Wilson ... three-year starter on defense and two-year starter on offense ... won team's Best Offensive Lineman and Best Defensive Lineman awards in 2004 ... honorable mention all-state as a senior ... named to the conference all-academic team three times ... elected to the National Honor Society ... participated on the Academic Challenge team.

**Jeffrey Scott Linkenbach, II:** Born June 9, 1987 ... son of Jeff and Robin Linkenbach.

**Academic Major:** Finance.



53

**RANDY MARTINEZ**Teaneck, N.J. » *Teaneck*

OL / 6-1 / 277 / Sophomore

**2008:** Saw time in four games as backup to all-BIG EAST and all-America performer Trevor Canfield at right guard.

**2007:** Redshirted.

**Teaneck High School:** Second team all-state pick after carding 82 stops and nine sacks as a senior ... keyed Highwaymen to a 9-2 finish in 2006 ... totaled 356 tackles, including 27 sacks for his career under coach Dennis Heck ... earned four all-league awards on the gridiron ... posted a career record of 72-19 as a wrestler in the heavyweight division, highlighted by a 33-2 mark as a junior ... three-sport letterwinner.

**Randy Dale Martinez:** Born Aug. 13, 1989 ... son of Geoffrey and Sharon Martinez ... brother Ryan played football at Florida International.

**Academic Major:** Marketing.

Jeff Linkenbach



Ricardo Mathews



## RICARDO MATHEWS

Jacksonville, Fla. » Terry Parker

DL / 6-3 / 294 / Senior

**2008:** Played in all 14 games ... tallied 12 tackles from his backup defensive tackle spot ... started in place of all-American Terrill Byrd in season opener against Eastern Kentucky.

**2007:** Saw limited action in all 13 games on the defensive line ... totaled six of his 11 tackles in the first four games of the season ... tallied two tackles vs. Southeast Missouri State ... recorded a tackle for loss vs. Oregon State ... notched a career-high three stops and a sack against Marshall ... made two tackles vs. Louisville ... helped on a tackle in the Papajohns.com Bowl triumph over Southern Miss.

**2006:** Joined the defensive tackle rotation in the fourth game of the season ... played in seven of the last 10 contests ... recorded a pair of stops at West Virginia ... Bearcat Academic Honor Roll (Fall 2006).

**Terry Parker High School:** Three-time first-team all-conference selection for head coach Greg Stanton's squad ... multiple-sport athlete who reached the state track championships and was a conference champion wrestler.

**Ricardo Eugene Mathews, Jr.:** Born July 30, 1987 ... son of Ricardo, Sr. and Jacquelyn Mathews.

**Academic Major:** Criminal Justice.

### CAREER DEFENSIVE STATISTICS

Year	G	Solo	Ast.	Total	TFL-Yd	Sack-Yd	Int-Yd	PBU	QBH	FF	FR-Yd	Blk
2006	9	2	0	2	0-0	0-0	0-0	0	0	0	0-0	0
2007	13	6	5	11	2.5-12	2.0-11	0-0	0	0	0	0-0	0
2008	14	4	8	12	0-0	0-0	0-0	0	0	0	1-0	0
<b>Total</b>	<b>14</b>	<b>12</b>	<b>13</b>	<b>25</b>	<b>2.5-12</b>	<b>2.0-11</b>	<b>0-0</b>	<b>0</b>	<b>0</b>	<b>0</b>	<b>1-0</b>	<b>0</b>



11

## COLLIN MCCAFFERTY

Maineville, Ohio » Kings

LB / 6-3 / 222 / Junior

**2008:** Played in 14 games as special teams ace ... made 11 tackles on kick coverage units ... posted season-best three tackles at Marshall ... had two solo tackles each against Miami (OH) and at Hawai'i.

**2007:** Developed into an invaluable member of the kickoff and punt coverage teams ... registered five tackles in 10 games ... made his first collegiate tackle vs. Louisville ... collected a pair of tackles on kickoffs vs. Connecticut ... recognized with UC's Special Teams Player of the Week Award for his effort in back-to-back games against Connecticut and West Virginia.

**2006:** Redshirted ... Bearcat Academic Honor Roll (Fall 2006).

**Kings High School:** Helped Andy Olds' squad win three straight Fort Ancient Valley Conference titles ... rushed for 1,271 yards and 22 scores and notched 71 total tackles as a senior on his way to first-team all-state and FAVC Player of the Year honors.

**Collin Bradley McCafferty:** Born April 17, 1987 ... son of Eric and Vicki McCafferty.

**Academic Major:** Entrepreneurship.

### CAREER DEFENSIVE STATISTICS

Year	G	Solo	Ast.	Total	TFL-Yd	Sack-Yd	Int-Yd	PBU	QBH	FF	FR-Yd	Blk
2007	10	5	0	5	0-0	0-0	0-0	0	0	0	0-0	0
2008	14	8	3	11	0-0	0-0	0-0	0	0	0	0-0	0
<b>Total</b>	<b>24</b>	<b>13</b>	<b>3</b>	<b>16</b>	<b>0-0</b>	<b>0-0</b>	<b>0-0</b>	<b>0</b>	<b>0</b>	<b>0</b>	<b>0-0</b>	<b>0</b>

Collin McCafferty





83

**DANNY MILLIGAN**Cincinnati, Ohio » *St. Xavier*

WR / 5-9 / 171 / RS Freshman

**2008:** Made the travel squad but did not see game action during the season ... voted the UC Offensive Scout Team Player of the Year.

**St. Xavier High School:** Three-year letterwinner as a wide receiver, kicker, and punt returner ... played a part in two Ohio Division I State titles ... amassed a 40-2 record over the last three seasons ... voted most valuable player of the Bombers' state championship squad ... shared the 2007 *Associated Press* Ohio Offensive Player of the Year honors after amassing 37 catches for 564 yards and seven touchdowns ... three-time *Cincinnati Enquirer* all-City and all-Greater Catholic League pick ... set Ohio high school record with 40 career field goals ... totaled 60 career receptions for 938 yards and 16 for scores ... coached by Steve Specht.

**Danny P. Milligan:** Born June 13, 1989 ... son of John and Kathy Milligan ... brother Jesse played football at Harvard ... sister Katie played soccer at Miami (OH).

**Academic Major:** Exploratory Studies.

Danny Milligan



58

**BRANDON MILLS**Cincinnati, Ohio » *Colerain*

DL / 5-10 / 266 / RS Freshman

**2008:** Redshirted.

**Colerain High School:** A four-year letterwinner on the defensive front ... invited to play in the 2008 Big 33 Classic ... a three-time all-Greater Miami Conference and all-Southwest District choice ... an *Associated Press* All-Ohio choice in 2007, he was named the GMC Defensive Player of the Year after registering 76 tackles, including 13 sacks as a senior ... concluded his final prep campaign with a Cardinals' record 27 tackles for loss ... finished with 149.5 career tackles ... named to the *Cincinnati Enquirer's* all-Area first team after keying a 12-1 season as a senior ... coached by Tom Bolden.

**Brandon Martin Mills:** Born Sept. 21, 1990 ... son of Paul and Elaine Mills.

**Academic Major:** Undecided.

Brandon Mills





68

**CRAIG PARMENTER**Ringwood, N.J. » *Lakeside Regional*

OL / 6-5 / 289 / Sophomore

**2008:** Did not see game action during the regular season.**2007:** Redshirted.**Lakeside Regional High School:** Twice received first-team North Hills Skyline Conference plaudits ... finished his career with first-team Passaic County recognition ... a four-year letterwinner for the Lancers ... member of a state champion team as a sophomore ... coached by his father Harold 'Skip' Parmenter.**Craig John Parmenter:** Born Jan. 26, 1989 ... son of Harold and Suzanne Parmenter ... father played at Massachusetts before spending time with the Denver Broncos and Cleveland Browns ... brother played baseball at Massachusetts.**Academic Major:** Criminal Justice.

82

**LYNELL PAYNE**Marlton, N.J. » *Cherokee*

WR / 6-3 / 205 / RS Freshman

**2008:** Redshirted.**Cherokee High School:** Three-year letterwinner at wide receiver, cornerback, and kick returner ... starter on the Chiefs' 2005 squad that finished 10-2 and won the South Jersey Group IV state crown ... also served on the 2006 South Jersey Group IV state championship basketball team ... twice honored with *Burlington County Times* All-County plaudits ... coached by P.J. Mehigan.**Lynell Shermar Payne:** Born Jan. 4, 1990 ... son of Raleigh Drennon and Sophia Payne.**Academic Major:** Exploratory Studies.

23

**ISAIAH PEAD**Columbus, Ohio » *Eastmoor Academy*

RB / 5-10 / 193 / Sophomore

**2008:** True freshman played in seven games ... finished the regular season with third-most rushing yards on the team (194) ... played against Eastern Kentucky, finishing with a 2-yard carry ... had 11 carries for 59 yards at Marshall ... against Syracuse, had a 13-yard carry in the second quarter, finishing the game with 57 yards on eight carries ... had a season-long carry (38 yards) in the second quarter and gained a season and career-high in rushing yards before halftime (70 yards at the half) at Hawai'i ... made his first career kick return, for 21-yards, and finished the game with eight carries and 74 rushing yards vs. the Warriors.**Eastmoor Academy:** Four-year letterwinner at running back and defensive back ... earned the Ohio Division III Player of the Year award after rushing for 2,204 yards (11.5 yards per carry) and scored 39 touchdowns as a senior ... collected six interceptions and 35 tackles for the Warriors' defense ... rushed for 1,696 yards (10.7 yards per carry) and 24 touchdowns, and also caught 10 passes for 250 yards, including two scores on his way to being named Ohio's Division IV Player of the Year in 2006 ... concluded his prep career with 4,443 rushing yards and 63 touchdowns ... Eastmoor Academy's all-time rushing leader, surpassing two-time Heisman Trophy Winner Archie Griffin ... 2007 Ohio Division II State 400-meter dash champion (48.16 seconds) ... coached by John Miranda.**Isaiah D'Vaughn Pead:** Born Dec. 14, 1989 ... son of DeJuan Taylor and Leshawna Pead.**Academic Major:** Exploratory Studies.**2008 RUSHING STATISTICS**

Year	G	Att	Yds	TD	Lg	Avg/C	Avg/G
2008	7	30	194	0	38	6.5	27.7





## TONY PIKE

Cincinnati, Ohio » Reading

QB / 6-6 / 210 / Senior

15

**2008:** Named to the all-BIG EAST second team ... earned *Phil Steele* 2008 all-BIG EAST second team honors ... emerged as back-up quarterback after not being listed on depth chart prior to preseason camp ... earned starting nod at quarterback against Miami (OH) after Dustin Grutza went down with an injury at Oklahoma ... broke his non-throwing arm in the next game (Akron), returned as the starter at Connecticut ... has rushed for 47 yards and one touchdown ... ranks fifth in school history with 19 passing touchdowns in a season ... tops the UC record book in career completion percentage (.610) ... ranks in the Top 10 in the school single-season record book in completion percentage (third, 61.4 percent), passing efficiency (eighth, 136.39), touchdown-interception margin (third, +8), completions (eighth, 199) and passing yards (ninth, 2,407) ... made his first career start against Miami (OH), finishing 20-of-24 with 241 yards and three touchdowns ... the three touchdowns in his first start is the most of the last three UC quarterbacks in their first starts (Nick Davila (2007) 19-35-2, 214 yards, 2 touchdowns; Ben Mauk (2007) 18-27-1, 244 yards, 1 touchdown; Grutza (2005) 17-26-0, 176 yards, 2 touchdowns; Pike (2008) 20-24-0, 241 yards, 3 touchdowns) ... completed seven straight passes in the Miami (OH) game ... completed his first three passes of the Akron game, extending his consecutive completions streak to 10 ... connected with Mardy Gilyard for a career-long pass (67 yards) that resulted in a touchdown against the Zips ... finished the Akron game with a career-high 320 passing yards ... finished 20-for-28 in his second game back from injury, leading UC to a 24-10 win over No. 24/23 USF ... threw two touchdowns and passed for 281 yards against the Bulls ... had three touchdown passes and 309 yards passing against Pittsburgh, the second time in his career that he had three touchdown passes in a game,

and the second time he passed for 300-plus yards in a game ... posted 272 passing yards and two touchdown passes against Syracuse.

**2007:** Reserve quarterback who saw action in five games ... completed 6-of-9 passes for 57 yards, including a seven-yard touchdown and rushed for 67 yards on three rushes in his collegiate debut vs. Southeast Missouri State ... completed his only attempt at Miami (OH) for seven yards ... connected on 4-of-9 passes for 27 yards and carried the ball four times for eight yards at San Diego State.

**2006:** Challenged for the backup quarterback role ... did not see any game action.

**2005:** Redshirted ... participated in preseason practice in 2004 and enrolled at UC in January of 2005 ... Bearcat Academic Honor Roll (Fall 2005).

**Reading High School:** Cincinnati Division II-III Player of the Year as a senior ... played for head coach Ken Minor ... earned Cincinnati Hills League and Southwest Ohio Player of the Year honors ... selected for the area's East-West all-star game ... completed 319-of-531 passes for 4,355 yards and 46 TDs on his way to receiving first-team all-state plaudits ... led Blue Devils to a 12-1 record and a trip to the regional finals as a senior ... posted a 21-4 record in two seasons as a starter ... helped basketball team to a state title as a junior and the regional finals as a senior.

**Anthony Steven Pike:** Born March 10, 1986 ... son of Steve and Cheri Pike ... father played linebacker at Kent State.

**Academic Major:** Psychology.

## CAREER PASSING STATISTICS

Year	G	Att	Cmp	Int	Yds	TD	Lg	Pct	Avg/P	Avg/G	Effic
2007	5	20	11	3	91	1	15	55.0	4.6	18.2	79.7
2008	12	324	199	11	2407	19	67	61.4	7.4	200.6	136.4
<b>TOTAL</b>	<b>17</b>	<b>344</b>	<b>210</b>	<b>14</b>	<b>2498</b>	<b>20</b>	<b>67</b>	<b>61.0</b>	<b>7.3</b>	<b>146.9</b>	<b>133.1</b>

## CAREER RUSHING STATISTICS

Year	G	Att	Yds	TD	Lg	Avg/C	Avg/G
2007	5	7	75	0	35	10.7	15.0
2008	12	56	47	1	14	0.8	3.9
<b>TOTAL</b>	<b>17</b>	<b>63</b>	<b>122</b>	<b>1</b>	<b>35</b>	<b>1.9</b>	<b>7.2</b>

Tony Pike





36

## QUINCY QUETANT

Orlando, Fla. » Timber Creek

DB / 6-1 / 209 / RS Freshman

**2008:** Reshirted.

**Timber Creek High School:** Four-year letterwinner at linebacker and wide receiver ... named to the *Orlando Sentinel* All-Central Florida Second Team as a senior after carding 220 receiving yards and 70 tackles, with seven touchdowns ... chosen for the Central Florida East-West All-Star Game ... registered 30 receptions and seven pickoffs as a junior ... totaled more than 1,200 yards and 18 touchdowns receiving for his career ... collected approximately 200 tackles and 11 interceptions over his four seasons ... coached by Jim Buckridge.

**Quincy Malbrough Quetant:** Born Feb. 20, 1990 ... son of Darrell and Deborah Watson.

**Academic Major:** Health Promotions Education.



41

## JARED RAINS

Aliquippa, Pa. » Hopewell

DB / 5-10 / 193 / RS Freshman

**2008:** Redshirted.

**Hopewell High School:** Three-year letterwinner at running back and defensive back ... repeated as league champion in 2005 and 2006 ... a three-time all-Parkway Conference pick ... collected 2,935 career rushing yards while in the Vikings backfield ... named second-team all-State and a *Pittsburgh Post-Gazette* Fabulous 22 Football All-Star as a junior ... coached by Dave Vestal.

**Jared Daniel Rains:** Born Aug. 3, 1989 ... son of Daniel and Debbie Rains ... father Dan was an honorable mention *Associated Press* all-American for UC in 1977.

**Academic Major:** Exploratory Studies.



20

## JACOB RAMSEY

Columbus, Ohio » Independence

RB / 6-0 / 216 / Senior

**2008:** Named to the 2008 *Phil Steele* all-BIG EAST third team ... team leader with 47.4 rushing yards a game ... two rushing touchdowns and one receiving touchdown ... 664 yards rushing on 152 carries for the season ... rushed 17 times for 99 yards at Marshall adding a 15-yard reception ... had a season-high 25-yard carry, finishing with 85 yards on 14 carries against Rutgers ... caught a 12-yard pass and rushed for 83 yards on 13 carries at West Virginia ... scored his first touchdown of the season at Louisville ... scored a rushing touchdown in back-to-back games, finished with 25 rushing yards and 19 receiving yards on three catches against Pittsburgh ... scored his third touchdown of the season, and first career touchdown reception, on a 15-yard catch vs. Syracuse.

**2007:** Broke through the senior running back trio to claim the starting honors for the final three games of the regular season ... finished fourth on the squad with 362 rushing yards and three touchdowns ... totaled 76 yards and two touchdowns on 16 carries vs. Southeast Missouri State ... finished with 78 all-purpose yards, via 50 yards on two kickoff returns and 28 yards on the ground vs. Oregon State ... rushed for 48 yards on three carries, highlighted by a 42-yard touchdown run vs. Marshall ... totaled 113 all-purpose yards at San Diego State ... finished with 140 all-purpose yards at Rutgers ... carried the ball 21 times for 40 yards in his first start, at USF ... totaled 66 yards on 17 carries vs. Connecticut ... sat out the Syracuse game due to injury ... carried the ball six times for nine yards against Southern Miss.

**2006:** Competed at running back early in the season before being moved to defensive back ... played in every game on special teams ... carried the ball once for four yards vs. Eastern Kentucky ... earned Scout Team Offensive Player of the Week honors three times during the season.

**Independence High School:** Guided the 76ers to three consecutive Columbus City League titles ... earned first-team all-league, all-city, and all-district recognition ... a second-team all-state selection as a senior tailback and linebacker for head coach Alan Jones ... amassed 1,450 yards on the ground and 18 touchdowns while totaling 76 tackles during his final prep campaign ... garnered all-city and all-district honors at fullback and defensive end as a sophomore.

**Jacob Ramsey:** Born March 1, 1988 ... son of Deborah Ramsey.

**Academic Major:** Communications.

## CAREER RUSHING STATISTICS

Year	G	Att	Yds	TD	Lg	Avg/C	Avg/G
2006	13	1	4	0	4	4.0	0.3
2007	12	96	362	3	42	3.8	30.2
2008	14	152	664	2	25	4.4	47.4
<b>TOTAL</b>	<b>39</b>	<b>249</b>	<b>1030</b>	<b>5</b>	<b>42</b>	<b>4.1</b>	<b>26.4</b>

## CAREER RECEIVING STATISTICS

Year	G	Rec	Yds	TD	Lg	Rec/G	Avg/C	Avg/G
2006	13	0	0	0	0	0.0	0.0	0.0
2007	12	8	35	0	12	0.7	4.4	2.9
2008	6	5	28	0	15	0.8	5.6	4.7
<b>TOTAL</b>	<b>31</b>	<b>13</b>	<b>63</b>	<b>0</b>	<b>15</b>	<b>0.4</b>	<b>4.8</b>	<b>2.0</b>



Jacob Ramsey



50

**ANDRE REVELS**Cincinnati, Ohio » *Colerain*

LB / 6-0 / 221 / Senior

**2008:** Contributor at backup linebacker ... played in 13 games ... totaled 59 tackles, good for eighth on the team ... made career-high 12 tackles at No. 4/4 Oklahoma ... posted 28 tackles during three-game stretch in September (at Oklahoma, vs. Miami [OH], at Akron) ... made four tackles and assisted on tackle for loss at Marshall.

**2007:** Played middle linebacker in every game, including the first three as the starter ... listed fifth on the squad with 66 tackles ... carded three tackles, a forced fumble, and fumble recovery vs. Southeast Missouri State ... notched seven stops against Oregon State ... recorded a season-high eight tackles and forced a fumble vs. Marshall ... carded six stops and an interception at Rutgers ... had six tackles at USF ... made six tackles vs. West Virginia.

**2006:** Competed on special teams and as a reserve linebacker ... saw action in seven of the final eight games ... tallied five tackles, including four solos.

**2005:** Redshirted.

**Colerain High School:** A three-time first-team all-Greater Miami Conference choice ... earned first-team all-Ohio honors after leading Colerain to the Ohio Division I championship and a No. 5 national ranking ... recorded 368 tackles, eight sacks and six interceptions during his three seasons as a starting linebacker ... Cardinals posted a 39-3 mark during his final three seasons with three GMC titles.

**Andre J. Revels:** Born Dec. 10, 1986 ... son of Andrea Revels ... has uncles who played at Ohio University and with the Philadelphia Eagles ... received his bachelor's degree in communications in the spring of 2009 ... enrolled in graduate school.

**Academic Major:** Criminal Justice (master's program).

## CAREER DEFENSIVE STATISTICS

Year	G	Solo	Ast.	Total	TFL-Yd	Sack-Yd	Int-Yd	PBU	QBH	FF	FR-Yd	Blk
2006	7	4	1	5	0-0	0-0	0-0	0	0	0	0-0	0
2007	13	39	27	66	1.0-3	0-0	1-3	4	0	2	1-0	0
2008	13	30	29	59	0.5-1	0-0	0-0	1	0	0	0-0	0
<b>Total</b>	<b>33</b>	<b>73</b>	<b>57</b>	<b>130</b>	<b>1.5-4</b>	<b>0-0</b>	<b>1-3</b>	<b>5</b>	<b>0</b>	<b>2</b>	<b>1-0</b>	<b>0</b>

Andre Revels



24

**WESLEY RICHARDSON**Columbus, Ohio » *Olentangy Liberty*

DB / 6-0 / 193 / Sophomore

**2008:** Played in 12 games on special teams ... registered nine tackles for the season ... had season-high two tackles at West Virginia and against Syracuse.

**2007:** Redshirted.

**Olentangy Liberty High School:** Lettered twice in football and twice in wrestling ... set the school record for fastest pin as a freshman wrestler ... earned all-conference as a junior and senior and named honorable mention all-district as a senior in football ... member of coach Steve Hale's squad that won one game in 2003 and combined for 26 wins from 2004-2006 ... Ohio Capital Conference champions in 2004 and 2005 ... earned three consecutive playoff births, starting in 2004 ... six-time scholar-athlete award winner ... was a member of the ROTC ... also participated in track as a senior.

**Wesley Jordan Richardson:** Born April 2, 1989 ... son of Benjamin and Dawn Richardson ... has a half brother, Ben, who played football at Edinboro (Pa.) ... father played football at East Carolina.

**Academic Major:** Chemistry.

## 2008 DEFENSIVE STATISTICS

Year	G	Solo	Ast.	Total	TFL-Yd	Sack-Yd	Int-Yd	PBU	QBH	FF	FR-Yd	Blk
2008	12	3	6	9	0-0	0-0	0-0	0	0	0	0-0	0



88

**ADRIEN ROBINSON**Indianapolis, Ind. » *Warren Central*

TE / 6-4 / 244 / Sophomore

**2008:** Played in seven games at tight end ... had one catch for 12 yards ... lone catch of the season came at No. 4/4 Oklahoma for 12 yards on 4th down.

**2007:** Redshirted.

**Warren Central High School:** Played for the first school in Indiana history to win four consecutive state crowns ... caught 39 passes for 563 yards and five TDs over his final two years.

**Adrien Rashaun Robinson:** Born Sept. 23, 1988 ... son of Leroy and Ambret Robinson.

**Academic Major:** Criminal Justice.

## 2008 RECEIVING STATISTICS

Year	G	Rec	Yds	TD	Lg	Rec/G	Avg/C	Avg/G
2008	7	1	12	0	12	0.2	12.0	2.0



97

**JAKE ROGERS**

Warsaw, Ind. » Warsaw

K / 6-3 / 205 / Junior

**2008:** Named a Lou Groza Award semifinalist ... named BIG EAST Special Teams Player of the Week for the week ending on Nov. 30 ... connected on 16-of-22 field goals with a long of 54 yards ... made his first 11 field goal attempts of the season and 13 straight dating back to the 2007 season, tying the school record set by Jonathan Ruffin in 2002 ... converted 34-of-36 extra point attempts and finished with 81 points, which led the Bearcats and placed sixth in the BIG EAST ... booted a BIG EAST-long 54-yard field goal at Connecticut, which ranks as the third-longest kick in school history ... knocked through three kicks of 50 yards or more ... holds four of the Top 10 longest field goals in school history ... ranks sixth in school history with 27 made field goals ... seventh in UC annals with 165 career points ... connected on a 48-yard game-winning field goal for the final points in UC's 17-15 win at Akron ... hit two field goals, including a 50-yarder, in the Bearcats' 13-10 win against Rutgers ... was a perfect 3-for-3 on field goal tries, including a season-best 54-yarder, at Connecticut ... was 3-for-3 on field goal attempts, including nailing a pair of 45-yarders in the BIG EAST Championship-clinching game against Syracuse ... hit a 53-yarder in the swirling wind at Hawai'i.

**2007:** Managed the placement and kickoff chores throughout the season ... tallied 13 touchbacks, including four in the Papajohns.com Bowl, along with two each against Marshall and Louisville ... shared the team lead with 84 points ... converted 51-of-54 PAT kicks ... good on 11-of-19 field goal tries, including 9-of-12 attempts from inside of 40 yards ... named BIG EAST Special Teams Player of the Week after converting field goals from 38 and 55 yards, and 4-of-4 on PAT kicks vs. Oregon State ... his 55-yarder is the second-longest field goal in UC history and longest in Nippert Stadium history ... made five field goals over the first five games ... converted 37 consecutive PATs before missing wide left on his second try against Connecticut ... split the uprights on his lone field goal, and four point-after tries in the Papajohns.com Bowl victory over Southern Miss.

**2006:** Redshirted.


**Warsaw High School:** Soccer standout who set school records for most PATs, field goals, and longest field goal in his only season playing football ... three-time all-league selection in soccer ... set school career records for goals and points scored.

**Jake Rogers:** Born May 24, 1987 ... son of Jim and Vicky Rogers.

**Academic Major:** Communications.

**CAREER KICKING STATISTICS**

Year	FGs	20-29	30-39	40-49	50+	Long	PATs	Points
2007	11-19	3-4	6-8	1-6	1-1	55	51-54	84
2008	16-23	2-3	4-6	6-9	3-4	54	34-36	81
<b>TOTAL</b>	<b>27-42</b>	<b>5-7</b>	<b>10-14</b>	<b>7-15</b>	<b>4-5</b>	<b>55</b>	<b>85-90</b>	<b>165</b>



Jake Rogers



33

**LUCA ROMEO**

Cincinnati, Ohio » St. Xavier

TE / 6-1 / 218 / RS Freshman

**2008:** Redshirted.

**St. Xavier High School:** Helped St. Xavier High School to a pair of state championships and a 40-2 record in his three years on the football team ... tallied a combined 1,172 yards and eight touchdowns in his final two seasons, averaging over 5.0 yards per carry ... two-time all-Greater Catholic League selection ... also helped the St. Xavier boys volleyball team to a state championship in 2006.

**Luca Romeo:** Born May 14, 1990 ... son of Aldo and Patricia Romeo.

**Academic Major:** Pre-International Business.



37

**JK SCHAFFER**

Cincinnati, Ohio » LaSalle

LB / 6-1 / 223 / Sophomore

**2008:** Played in 12 games as special teams ace ... finished the season with 12 tackles ... made two tackles against Miami (OH) and at Marshall ... recorded a season-high three tackles, all of them unassisted, against Syracuse.


**LaSalle High School:** Two-year letterwinner at linebacker ... named first-team Associated Press Division I All-Ohio, all-Southwest District, and all-Greater Catholic League as a senior ... honored as the GCL Linebacker of the Year after totaling 150 tackles, including 26 for loss, and 13 sacks to lead the Lancers' defense in 2007 ... earned second-team all-Greater Catholic League mention during his junior season in which he collected 95 tackles and 4.5 sacks ... established program records for most tackles in a game, tackles in a season, and sacks in a season ... coached by Tom Grippa.

**Jerome Kyle Schaffer:** Born June 10, 1990 ... son of Jerry and Mary Schaffer.

**Academic Major:** Health Promotions Education.

**2008 DEFENSIVE STATISTICS**

Year	G	Solo	Ast.	Total	TFL-Yd	Sack-Yd	Int-Yd	PBU	QBH	FF	FR-Yd	Blk
2008	12	9	3	12	0-0	0-0	0-0	1	0	1	0-0	0



JK Schaffer



54

**WALTER STEWART**Ashville, Ohio » *Teays Valley*

DL / 6-5 / 226 / RS Freshman

**2008:** Did not see game action during the regular season ... UC's Defensive Scout Team Player of the Year.

**Teays Valley High School:** A three-year letterwinner on the defensive line ... finished the 2007 season with 102 tackles, 22 of those for loss, 17 sacks, six caused fumbles, and four fumble recoveries ... earned *Columbus Dispatch* first-team all-metro and second-team all-Ohio honors as a senior ... collected six fumbles, 11 forced fumbles, 30 sacks and 285 total tackles for his career with the Vikings ... garnered first-team all-Mid-State League ... coached by Steve Evans.

**Walter James Stewart:** Born June 21, 1990 ... son of Keith and Lynn Fields and Nichelle Stewart.

**Academic Major:** Sociology.



Walter Stewart



12

**MARK TABAR**Cincinnati, Ohio » *Colerain*

K / 6-2 / 180 / RS Freshman

**2008:** Redshirted.

**Colerain High School:** Named first-team all-Greater Miami Conference, all-district, all-region and honorable mention all-state as a senior ... played in the Cincinnati East-West All-Star Game in 2008 ... joined the football team at Colerain as a sophomore after being a soccer goalie as a freshman ... connected on 15-of-26 field goals in high school, including a long of 43 yards ... also converted 105-of-115 PATs (.913) ... scored 150 points in his final two years at Colerain ... averaged over 38 yards per punt in high school, landing 18-of-52 kicks inside the 20-yard line ... kicked a pair of game-winning field goals in his career, including one in 2007 that knocked off nationally-renowned Hoover (Ala.) in the Kirk Herbstreit Ohio vs. USA Challenge held in Nippert Stadium.

**Mark Tabar:** Born July 12, 1989 ... son of Bruce and Paula Tabar.

**Academic Major:** Special Education.



52

**RICARDO THOMPSON**Cincinnati, Ohio » *Withrow*

LB / 6-1 / 227 / Sophomore

**2008:** Did not see game action during the regular season.

**2007:** Redshirted.

**Withrow High School:** Totaled 56 tackles, six sacks, and two fumble recoveries for coach Doc Gamble's squad in 2006 ... helped the Tigers to three Southwest Ohio Public Schools League titles ... earned three all-SWOPL awards ... first-team all-Southwest District and a *Cincinnati Enquirer* honorable mention choice as a senior.

**Ricardo Solomon Thompson:** Born Oct. 25, 1987 ... son of Victoria Prince.

**Academic Major:** Criminal Justice.



45

**ROB TRIGG**Dayton, Ohio » *Chaminade-Julienne*

DL / 6-3 / 264 / Junior

**2008:** Saw action in six contests as a backup defensive lineman ... made four total tackles ... had one solo and one assisted tackle at No. 4/4 Oklahoma.

**2007:** True freshman who provided depth to the defensive line ... made his collegiate debut and made one solo stop vs. Oregon State ... carded one tackle vs. Marshall ... notched a stop at San Diego State.

**Chaminade-Julienne High School:** A first-team all-Ohio choice in 2006 for head coach Andy Helms ... two-time all-Greater Catholic League North and all-Southwestern Ohio honoree for the Eagles ... named to the Miami Valley Top 22.

**Robert Stephen Trigg:** Born Dec. 27, 1988 ... son of Cortez and Nicole Trigg.

**Academic Major:** Criminal Justice.

## CAREER DEFENSIVE STATISTICS

Year	G	Solo	Ast.	Total	TFL-Yd	Sack-Yd	Int-Yd	PBU	QBH	FF	FR-Yd	Blk
2007	6	2	1	3	0-0	0-0	0-0	0	0	0	0-0	0
2008	6	2	2	4	0-0	0-0	0-0	0	0	0	0-0	0
<b>Total</b>	<b>12</b>	<b>4</b>	<b>3</b>	<b>7</b>	<b>0-0</b>	<b>0-0</b>	<b>0-0</b>	<b>0</b>	<b>0</b>	<b>0</b>	<b>0-0</b>	<b>0</b>



Rob Trigg



35

## MARCUS WAUGH

Whitehouse, Ohio » Toledo St. John's

LB / 6-0 / 270 / Senior

**2008:** Played in 13 games as a hybrid fullback/tight end ... carried twice for 11 yards against Eastern Kentucky in the season opener ... also caught one pass for eight yards against the Colonels ... played on kick return teams as blocking upback ... returned a short kick for 16 yards at No. 4/4 Oklahoma ... served as game captain against Rutgers.

**2007:** A unique two-way player ... saw extensive action in every game as a member of the kickoff return team ... served as a reserve defensive lineman and a short-yardage blocking back on offense.

**2006:** Played in every game as a member of the offense and special teams ... started the opener vs. Eastern Kentucky ... made one carry vs. Pittsburgh ... recorded a seven-yard run at Virginia Tech ... returned two kickoffs for 27 yards at West Virginia ... notched a 15-yard kickoff return in the comeback win at Connecticut.

**2005:** Earned consideration for the fullback position during the preseason ... sustained an injury during a preseason scrimmage which sidelined him for the year ... Bearcat Academic Honor Roll (Fall 2005, Winter 2006, Spring 2006).


**Toledo St. John's High School:** First-team all-state selection and district Defensive Player of the Year in 2004 ... earned first-team all-city and all-district honors for head coach Doug Pearson ... selected for the Ohio North-South All-Star Game ... rushed for 2,735 yards and 38 touchdowns and made 266 tackles as a prep ... punted for a 42.7-yard career average ... earned all-city recognition as a fullback and punter as a junior and garnered all-district and all-state honors as a punter ... helped the Titans to a regional championship as a junior ... qualified for the state finals in wrestling during his junior year ... a three-time state qualifier in track and field in the shot put.

**Marcus Steven Waugh:** Born June 9, 1986 ... son of Thomas and Pamela Waugh ... father played at Ohio State (1975-79) where he was captain of the 1979 squad that played in the Rose Bowl.

**Academic Major:** Criminal Justice.

## CAREER RUSHING STATISTICS

Year	G	Att	Yds	TD	Lg	Avg/C	Avg/G
2006	13	2	7	0	7	3.5	0.5
2007	11	0	0	0	0	0.0	0.0
2008	13	2	11	0	7	5.5	0.9
<b>TOTAL</b>	<b>37</b>	<b>4</b>	<b>18</b>	<b>0</b>	<b>7</b>	<b>4.5</b>	<b>0.5</b>



Marcus Waugh



17

## AARON WEBSTER

Southfield, Mich. » Birmingham Groves

DB / 6-2 / 211 / Senior

**2008:** Earned BIG EAST Defensive Player of the Week on Nov. 9 ... started last nine games of the season at strong safety ... played in all 14 games ... finished the season with 60 tackles ... picked off a 29-yard interception and had six tackles at Marshall ... had nine tackles at Connecticut ... grabbed a season and career-high 13 tackles at West Virginia ... recorded 14 tackles over final four games of the regular season.

**2007:** Returned from an injury suffered during workouts for the 2007 International Bowl to compete in seven games ... carded eight tackles ... a backup safety and special teams player ... registered three tackles vs. Southeast Missouri State ... notched one stop against Oregon State ... made two tackles vs. Marshall ... returned his first collegiate interception 58 yards for a touchdown at San Diego State.

**2006:** Earned the team's Defensive Newcomer of the Year Award ... saw extensive action in the final 11 games of the regular season as an extra defensive back in passing situations and on special teams ... turned in 13 tackles, eight of them solos ... named to *The Sporting News* BIG EAST All-Freshman Team ... missed the International Bowl because of an injury suffered during postseason preparations ... Bearcat Academic Honor Roll (Spring 2007).

**Birmingham Groves High School:** Three-year starter and all-league selection ... played for head coach Brandon Flaherty ... helped the Falcons to a district title as a senior and earned all-area honors from both the *Detroit News* and *Detroit Free Press* ... was No. 14 on the *Detroit News*' Blue Chip list ... for his career, he made 87 receptions for over 700 yards, recorded 150 tackles and totaled 17 interceptions ... averaged better than 26 yards in kickoff returns, scoring four touchdowns, and set a school record with eight career blocked punts.

**Aaron Webster:** Born July 20, 1988 ... son of Arthur and Manola Webster.

**Academic Major:** Criminal Justice.

## CAREER DEFENSIVE STATISTICS

Year	G	Solo	Ast.	Total	TFL-Yd	Sack-Yd	Int-Yd	PBU	QBH	FF	FR-Yd	Blk
2006	12	8	5	13	0-0	0-0	0-0	0	0	0	0-0	0
2007	7	4	4	8	0-0	0-0	1-58	0	0	0	0-0	0
2008	14	30	30	60	2.5-7	0-0	1-29	5	0	0	0-0	0
<b>Total</b>	<b>33</b>	<b>42</b>	<b>39</b>	<b>81</b>	<b>2.5-7</b>	<b>0-0</b>	<b>2-87</b>	<b>5</b>	<b>0</b>	<b>0</b>	<b>0-0</b>	<b>0</b>



Aaron Webster



7

**DARRIN WILLIAMS**Detroit, Mich. » *Martin Luther King*

RB / 5-7 / 180 / RS Freshman

**2008:** Redshirted.

**Martin Luther King High School:** Four-year letterwinner at running back ... posted the third-highest rushing total in Michigan prep history books with 2,837 yards to lead the Crusaders to the 2007 Detroit Public School League and Michigan Division II State titles ... his 350 carries as a senior are the fourth-most in Michigan high school single-season records ... recognized on the *Detroit Free Press* Dream Team ... a two-time all-state selection ... prep career totals include 714 carries for 5,955 rushing yards, with an 8.3 yards per carry average, and 56 touchdowns ... coached by James Reynolds.

**Darrin LeRoy Williams:** Born June 19, 1990 ... son of DeVaughn Williams and Debra Rooks.

**Academic Major:** Exploratory Studies.



48

**TRAMMELL WILLIAMS**Cincinnati, Ohio » *Colerain*

DB / 5-9 / 185 / Sophomore

**2008:** Saw action in four contests on special teams ... made solo tackle against Eastern Kentucky in the season opener.

**2007:** Redshirted

**Colerain High School:** Helped Colerain to a pair of Greater Miami Conference and district titles in his final two years, including a regional championship as a junior ... the Cardinals went 24-2 over his final two seasons playing for head coach Kerry Coombs, who is now the defensive backs coach at UC ... posted a combined 2,152 yards in his final two years at Colerain, earning all-GMC honors each year ... ran for 1,122 yards (9.1 yards per carry) and 17 touchdowns as a junior ... tallied a career-high 279 yards rushing and four touchdowns vs. Middletown in 2006.

**Trammell Montez Williams:** Born March 13, 1989 ... son of Terrell and LaShawn Williams.

**Academic Major:** Communications.



93

**MIKE WINDT**Cincinnati, Ohio » *Elder*

LS / 6-2 / 250 / Senior

**2008:** Handled all long-snapping duties on punts, field goals, and extra points ...

snapped for a Lou Groza Award semifinalist in placekicker Jake Rogers ... also snapped for all-American and Ray Guy Award semifinalist in punter Kevin Huber ... was perfect on all 121 snaps of the season.

**2007:** Did not misfire on any of his 138 attempts on punts, field goals or point-after snaps ... member of the No. 1-rated net punting unit (39.61 yards per punt) in the nation.

**2006:** Redshirted.

**Elder High School:** A member of back-to-back state championship squads as a junior and senior ... two-year longsnapper for Doug Ramsey.

**Michael Frank Windt:** Born May 29, 1985 ... son of Joe and Laurie Windt.

**Academic Major:** Psychology.





21

**GEORGE WINN**Southfield, Mich. » *U of Detroit Jesuit*

RB / 5-11 / 202 / RS Freshman

**2008:** Redshirted.

**University of Detroit Jesuit High School:** Three-year letterwinner at running back ... paced the Cubs in rushing in each of his final three seasons ... averaged better than 8.0 yards per carry as a senior en route to *Detroit News* All-Metro second team honors ... received first-team Detroit all-Catholic League as a senior ... gained more than 3,000 yards, approximately 8.0 yards per carry on the ground for his career ... ranked as the No. 35 Blue Chip by the *Detroit News* ... coached by Paul Windham.

**George Edward Winn:** Born Nov. 10, 1990 ... son of George and Verita Winn ... cousin Derrick Mason is a wide receiver with the Baltimore Ravens in the NFL.

**Academic Major:** Exploratory Studies.



95

**DEREK WOLFE**Lisbon, Ohio » *Beaver Local*

DL / 6-5 / 302 / Sophomore

**2008:** Earned time in seven games at backup defensive tackle as a true freshman ... totaled three tackles, one each against Eastern Kentucky, at Marshall, and vs. Syracuse ... recorded first career sack on final play of the game against Syracuse in the home finale, setting off UC's BIG EAST Championship celebration.

**Beaver Local High School:** Three-year letterwinner on the defensive line ... finished the 2007 season with *Associated Press* Division III All-Ohio first-team defense plaudits ... registered 78 tackles and seven sacks to earn All-Ohio Valley Athletic Conference first team ... also recognized with all-Eastern District honors following his senior season ... notched 205 career stops for the Beavers ... coached by Rich Wright.

**Derek J. Wolfe:** Born Feb. 24, 1990 ... son of Dennis Wolfe ... resides with grandmother, Kim Wolfe.

**Academic Major:** Criminal Justice.

**2008 DEFENSIVE STATISTICS**

Year	G	Solo	Ast.	Total	TFL-Yd	Sack-Yd	Int-Yd	PBU	QBH	FF	FR-Yd	Blk
2008	7	2	1	3	1.0-7	1.0-7	0-0	0	0	0	0-0	0



84

**ORION WOODARD**Pompton Lakes, N.J. » *Pompton Lakes*

WR / 6-2 / 214 / Sophomore

**2008:** Redshirt freshman played in 13 games on the kick cover and return units ... made five special teams tackles on the season, including two solo stops against Miami (OH).

**2007:** Redshirted.

**Pompton Lakes High School:** Totaled 73 career receptions for 1,465 yards over his career for the Cardinals ... averaged 36.7 yards per punt and scored 153 points over his four years as a prep ... collected nine interceptions and two fumble recoveries as a defensive stalwart ... three-time all-league and all-county pick for coach Scott Mahoney ... state champion track athlete, winning both the 2006 100- and 200-meter dash ... clocked a time of 10.8 seconds in the 100m.

**Orion Jelanni Woodard:** Born Oct. 12, 1988 ... son of Donald and Pauline Woodard.

**Academic Major:** Health Promotions Education.

Derek Wolfe





3

**D.J. WOODS**Strongsville, Ohio » *Strongsville*

WR / 6-0 / 175 / Sophomore

**2008:** True freshman played in all 14 games, earning increased playing time as the season progressed ... made 14 catches for 168 yards and worked into the fourth receiver slot on the depth chart ... proved to be a weapon on punt returns, totaling 113 yards on 12 returns, including a 40-yard return at Connecticut ... had a career-high four catches for 67 yards against Rutgers ... also had a career-long 24-yard reception against the Scarlet Knights ... returned three punts for 49 yards at UConn ... added 23 yards on one kick return against Eastern Kentucky in the season opener ... made at least one reception in nine games.

**Strongsville High School:** Three-year letterwinner at wide receiver and defensive back ... recognized on the 2007 *Associated Press* Division I All-Ohio second team after catching 38 passes before missing his final five games due to injury ... collected 35 receptions for 750 yards (21.4 yards per catch) and eight touchdowns as a junior ... named to the all-Pioneer Conference first team as a junior and again as a senior ... twice recognized with all-Northeast District first team honors ... amassed 153 receptions for 1,797 yards and 18 touchdown grabs for his career ... also scored on five kickoff returns and three punt returns ... coached by Russ Jacques.

**Derrick L. Woods, Jr.:** Born Nov. 29, 1989 ... son of Derrick, Sr. and Kelly Woods.

**Academic Major:** Business Management Technology.

**2008 RECEIVING STATISTICS**

Year	G	Rec	Yds	TD	Lg	Rec/G	Avg/C	Avg/G
2008	14	14	168	0	24	1.0	12.0	12.0

**2008 PUNT RETURN STATISTICS**

Year	G	No.	Yds	TD	Lg	Avg/R	Avg/G
2008	14	12	113	0	40	9.4	8.1



D.J. Woods



98

**CURTIS YOUNG**Cleveland, Ohio » *Glenville*

DE / 6-1 / 269 / Senior

**2008:** Played in all 14 games ... finished the season with 25 tackles and 4.0 sacks ... season-high four tackles against Eastern Kentucky ... had his first career sack in the second quarter at Akron ... picked up his second sack of the season to end the Bulls' first drive of the second quarter ... finished the West Virginia game with a sack and two tackles ... had his fourth sack of the season in the third quarter against Syracuse ... recorded three unassisted tackles in regular season finale at Hawai'i.

**2006:** Maturity and skills enabled him to move right into the rotation on the defensive line ... saw action in every game ... opened the season playing as a backup at end ... moved to tackle in mid-season due to the injury to Tony Carvitti and made three starts at the position ... showed the ability to be an effective pass rusher ... recorded 3.5 sacks ... had a career-high five tackles vs. Syracuse.

**Glenville High School:** Two-time all-conference performer at Glenville High, coached by Ted Ginn ... 2004 Plain Dealer All-Star Team selection ... helped team to back-to-back playoff appearances his junior and senior years, reaching the semifinals of the Ohio Division I playoffs in 2004 ... recorded 14 sacks as a senior ... named to the 2004 ONN/Ohio High School All-Ohio Team ... helped team compile a 22-3 record during his two-year varsity career ... starter on the basketball team ... also a track and field participant, helping Glenville win the Division I state title his junior year.

**Curtis Young:** Born Jan. 8, 1986 ... son of Curtis Young and Roxine Smith.

**Academic Major:** Criminal Justice.

**CAREER DEFENSIVE STATISTICS**

Year	G	Solo	Ast.	Total	TFL-Yd	Sack-Yd	Int-Yd	PBU	QBH	FF	FR-Yd	Blk
2006	12	10	5	15	4.0-43	3.5-41	0-0	0	2	1	0-0	0
2007	did not participate											
2008	14	18	7	25	8.5-41	4.0-23	0-0	0	2	0	0-0	0
<b>Total</b>	<b>26</b>	<b>28</b>	<b>12</b>	<b>40</b>	<b>12.5-84</b>	<b>7.5-54</b>	<b>0-0</b>	<b>0</b>	<b>4</b>	<b>1</b>	<b>0-0</b>	<b>0</b>



Curtis Young



## NEWCOMERS

86

## BLAKE ANNEN

Upper Arlington, Ohio » *Upper Arlington*

TE / 6-4 / 220 / Freshman

**Upper Arlington High School:** Part of an Ohio Capital Conference Central Division Championship squad in 2008 ... caught 30 passes for 800 yards and 12 touchdowns in his high school career ... named the top tight end in the state by *OhioVarsity.com* ... earned second-team all-Central District honors from the *Columbus Dispatch* ... also was a first-team All-OCC Central Division honoree ... coached by Mike Golden.

**Blake David Annen:** Born May 28, 1991 ... son of Mark and Lynne Annen.

**Academic Major:** Undecided.

20

## MAALIK BOMAR

Cincinnati, Ohio » *Winton Woods*

LB / 6-1 / 195 / Freshman

**Winton Woods High School:** Named a three-star recruit by *Rivals.com* ... one of three UC signees from Winton Woods ... team had an 11-2 record in 2008, finishing No. 8 in the final *Associated Press* Division II poll ... was a two-year team captain ... as a senior, earned Most Valuable Player honors on special teams and defense ... was a first-team all-league selection and second-team all-state honoree ... coached by Troy Everhart.

**Maalik Easu Bomar:** Born Aug. 1, 1990 ... son of Jerry and Tina Bomar ... one of seven siblings ... brother Tahj played football at Washington and father Jerry played at Marshall.

**Academic Major:** Exploratory Studies.

10

## DEMARKUS BRACY

Flint, Mich. » *Southwestern Academy*

TE / 6-4 / 245 / Freshman

**Flint Southwestern Academy:** Named a three-star recruit by *Scout.com* ... a four-year letterwinner in both basketball and football ... his uncles, Corey and Jason Trice, played for head coach Brian Kelly at Grand Valley State ... coached by Bert Henderson.

**DeMarkus Travell Bracy:** Born Aug. 27, 1991 ... son of Darius Bradley and Jamie Bracy-Bradley.

**Academic Major:** Criminal Justice.

76

## AUSTEN BUJNOCH

Cincinnati, Ohio » *Elder*

OL / 6-5 / 265 / Freshman

**Elder High School:** Named a three-star recruit by *Rivals.com* and *Scout.com* ... high school teammate of fellow signee Josh Jones ... was a member of the state runner-up team in 2008 ... honored as the top lineman in the GCL South as a senior ... also earned first-team all-State, first-team all-District, and first-team all-GCL accolades ... member of National Honor Society ... coached by Doug Ramsey.

**Austen Jack Bujnoch:** born June 18, 1991 ... son of Glenn and Sue Bujnoch ... last name is pronounced Booj-knock ... brother of former UC lineman Digger Bujnoch (2004-07) ... father Glenn played in the NFL from 1976-84 with the Cincinnati Bengals and Tampa Bay Buccaneers.

**Academic Major:** History.

55

## ANGEL CLYBOURN

Mays Landing, N.J. » *Blair Academy*

LB / 6-1 / 226 / Freshman

Enrolled in classes at UC for the winter 2009 quarter and participated in spring football.

**Blair Academy:** Was a first-team all-league selection as a sophomore and junior ... missed his senior season due to injury ... rushed for 420 yards on 61 carries and seven touchdowns as a junior ... recorded 58 tackles, 17 for a loss, nine sacks, and two forced fumbles on defense ... coached by Jim Stone

**Angel L. Clybourn:** Born Feb. 16, 1990 ... son of Edlen and Jenny Clybourn.

**Academic Major:** Criminal Justice.

79

## ANDRÉ CURETON

Indianapolis, Ind. » *Pike*

OL / 6-6 / 280 / Freshman

**Pike High School:** Helped lead his team to a sectional berth and Conference Indiana Championship in 2008 ... an *Associated Press* all-State selection ... also played two seasons of basketball ... coached by Derek Moyers.

**Andre' Christopher Cureton:** Born July 26, 1991 ... son of Alex and Patrice Cureton.

**Academic Major:** Exploratory Studies.

10

## ROMEL DISMUKE

Cleveland, Ohio » *Benedictine*

DB / 5-8 / 180 / Freshman

**Cleveland Benedictine High School:** A three-sport athlete, competing in basketball, football, and track and field ... played in the 2009 Big 33 Football Classic ... an all-Ohio selection at defensive back and team MVP as a senior ... team captain as a senior ... recorded 1,557 rushing yards, 365 yards receiving, 104 tackles, and six interceptions in his high school career ... earned all-Ohio honors in track in 2008 ... coached by Art Bortnick ... named a scholar-athlete award winner by the National Football Foundation's Northeast Ohio chapter ... played at the same high school as UC's first consensus all-American, the late Mike Woods.

**Romel Antonio Dismuke:** Born March 30, 1991 ... son of Phlenoid Dismuke.

**Academic Major:** Exploratory Studies.

44

## RICK HARRIS

Westerville, Ohio » *Westerville South*

DL / 6-2 / 308 / Freshman

**Westerville South High School:** Named a three-star recruit by *Rivals.com* and *Scout.com* ... an all-state selection as a senior ... named one of the Top-10 interior lineman in the state of Ohio by *OhioVarsity.com* ... earned first-team all-Ohio Capital Conference honors as a junior ... earned a spot on the Super 25 All-Star Team ... coached by Rocky Pentello.

**Richard A. Harris, Jr.:** Born July 9, 1990 ... son of Richard Harris, Sr. and Phyllis Berry ... one of five siblings.

**Academic Major:** Exploratory Studies.

**VIDAL HAZELTON**Staten Island, N.Y. » *Hargrave Military Academy* » USC

WR / 6-2 / 210 / Senior

A transfer from USC that will sit out the 2009 season ... participated in spring football ... USC's leading receiver in 2007, but was hampered by injuries in 2008 ... had 57 catches for 586 yards and four touchdowns at USC.

**2008 (USC):** Appeared in eight games, catching six balls for 38 yards ... had five catches for 33 yards against Virginia ... also had one catch for five yards against Stanford.

**2007 (USC):** Started most of his 2007 sophomore season at wide receiver (flanker) and emerged as one of USC's key pass catchers ... appeared in all 13 games in 2007, starting nine times ... had 50 receptions (second on USC) for 540 yards (10.8 avg.) and four TDs ... started the Idaho opener and then USC's final eight games at flanker ... His 50 catches in 2007 is 25th on USC's season list ... He had four receptions for 44 yards (including a spectacular 1-handed, 1-yard TD grab) against Idaho ... He had a 2-yard catch at Nebraska, then added six receptions for 47 yards with a 20-yard TD against Washington State ... He had a 6-yard catch at Washington, then added four catches for 58 yards against Stanford and three catches for 24 yards against Arizona ... He had three receptions for 80 yards (including a zigzagging 48-yard TD) at Notre Dame ... He caught a game-high and career-best eight passes for 88 yards at Oregon ... He had a game-high five catches for 53 yards against Oregon State, then had four catches for 50 yards at California and five receptions for 36 yards at Arizona State (he also gained 12 rushing yards on a lateral pass) ... He had five catches for 47 yards against UCLA. He had a 5-yard reception against Illinois.

**2006 (USC):** Hazelton was a backup wide receiver as a freshman in 2006, his first year at USC ... appeared in 11 games (all but Nebraska and UCLA) ... caught an eight yard pass (against Washington) and ran a reverse seven yards (at Oregon State).

**Hargrave Military Academy:** He was a 2005 *Super Prep* Elite 50, Prep Star Dream Team, ESPN 150, *Super Prep* All-American, *Prep Star* All-American, EA Sports All-American third team, U.S. Army All-American Game participant, *Super Prep* All-Mid Atlantic Offensive MVP and *Prep Star* All-Atlantic choice as a senior wide receiver and defensive back at Hargrave Military Academy in Chatham (Va.) ... He had 41 receptions for 942 yards (23.0 avg.) with 13 TDs in 2005.

**Moore Catholic High School:** As a junior in 2005 at Moore Catholic High in State Island (N.Y.), he caught 39 passes for 784 yards (20.1 avg.) with 17 TDs, ran for 240 yards with four scores and posted 38 tackles, three sacks, and two interceptions for TDs.

**Vidal D. Hazelton:** Born Jan. 29, 1988 ... son of Dexter Hazelton.

**Academic Major:** Sociology.

**CAREER RECEIVING STATISTICS (ALL AT USC)**

Year	G	Rec	Yds	Avg	TD	Lg	Rec/G	Avg/C	Avg/G
2006	2	1	8	8.0	0	8	0.5	8.0	4.0
2007	13	50	540	10.8	4	48	3.8	10.8	41.5
2008	8	6	38	6.3	0	9	0.8	6.3	4.8
<b>Total</b>	<b>23</b>	<b>57</b>	<b>586</b>	<b>10.3</b>	<b>4</b>	<b>48</b>	<b>2.5</b>	<b>10.3</b>	<b>25.5</b>

Vidal Hazelton



92

**MICHAEL HILTY**Powell, Ohio » *Olentangy Liberty*

DL / 6-4 / 242 / Freshman

**Olentangy Liberty High School:** Part of three Ohio Capital Conference Championship squads ... tallied 30 tackles for a loss and 20 sacks in his junior and senior seasons ... earned first-team all-OCC, first team all-Central District, and Division II first-team all-state honors as a senior ... was a second-team all-OCC honoree as a sophomore ... coached by Steve Hale.

**Michael Joseph Hilty:** Born March 12, 1991 ... son of Randy and Linda Hilty.

**Academic Major:** Construction Management.

77

**SEAN HOOEY**Litchfield, Mich. » *Hillsdale*

OL / 6-8 / 296 / Freshman

**Hillsdale High School:** A letterwinner as a tight end and defensive lineman at Hillsdale High School, after spending three years at Litchfield ... chosen to the all-Southern Michigan Activities Association first-team in 2007 ... helped the Hornets win the SMAA South title and qualify for the state playoffs ... collected 55 tackles, including 17 for loss, and 10 sacks on his way to *Jackson Citizen Patriot* All-Area Dream Team and *Detroit Free Press* first-team plaudits ... received *Associated Press* Honorable Mention All-State recognition ... invited to play in the 2008 Michigan East-West All-Star Game ... one of eight defensive linemen invited to the Great 8 Football Awards by the Mid-Michigan Touchdown Club ... coached by Marc Lemerand.

**Sean Timothy Hooey:** Born July 26, 1990 ... son of Tim Hooey and Nancy Moore ... father played linebacker at Western Kentucky and Montclair State.

**Academic Major:** Pre-Business Administration.

6

**JAMAR HOWARD**Cincinnati, Ohio » *Withrow* » *College of the Sequoias*

WR / 6-4 / 210 / Junior

**College of the Sequoias:** Named a four-star recruit by *Rivals.com* and *Scout.com* ... junior college transfer from the College of the Sequoias ... caught 71 passes for 1,256 yards and 14 touchdowns at the junior college level ... named a pre-season junior-college all-America selection, and a freshman all-America honoree ... coached by Curtis Allen.

**Withrow High School:** caught 38 passes for 937 yards and 10 touchdowns at Withrow ... coached by Doc Gamble.

**Jamar Latonio Howard:** Born Sept. 3, 1987 ... son of Darlene Howard.

**Academic Major:** Exploratory Studies.



18

## MALIK JAMES

Los Angeles, Calif. » *Freemont » El Camino CC*

DB / 6-1 / 190 / Sophomore

**El Camino CC:** Named a three-star recruit by *Rivals.com* ... teammate of Monte Taylor at El Camino CC ... tallied 31 tackles, six pass break ups and an interception at El Camino CC ... earned honorable mention all-South Coast Conference honors.

**Freemont High School:** Was a two-time, first-team all-Coliseum League selection as a junior, and senior at Freemont ... recorded 145 tackles, 23 pass break ups, and seven interceptions in his high school career.

**Malik M. James:** Born Oct. 6, 1988 ... son of Milton and Shearon James ... one of seven siblings ... brother Mil'von played at UNLV.

**Academic Major:** Communications.

5

## REUBEN JOHNSON

Atco, N.J. » *Winslow Township*

DB / 5-10 / 173 / Freshman

Enrolled in classes at UC for the winter 2009 quarter and participated in spring football.

**Winslow Township High School:** A three-time first-team all-South Jersey Olympic Conference selection ... an all-state, and all-South Jersey honoree as a senior ... recorded five interceptions, three of which were returned for touchdowns as a senior ... was a state track champion in the 4x100- and 4x200-meter relays ... coached by Mike McBride

**Reuben R. Johnson:** Born Dec. 5, 1989 ... son of Reuben Johnson Sr. and Terry Johnson ... has eight siblings.

**Academic Major:** Exploratory Studies.

81

## JOSH JONES

Cincinnati, Ohio » *Elder*

WR / 6-3 / 210 / Freshman

**Elder High School:** Named a three-star recruit by *Rivals.com* and *Scout.com* ... high school teammate of fellow signee Austin Bujnoch ... played in the 2009 Big 33 Football Classic ... was a member of the state runner-up team in 2008 ... a first-team all-state selection and first-team all-Greater Catholic League honoree as a senior ... earned second-team all-GCL honors as a junior ... tallied 63 receptions for 1,101 yards and 13 touchdowns as a senior ... coached by Doug Ramsey.

**Joshua Terrell Jones:** Born Dec. 8, 1990 ... son of Tracy and Jennifer Dula.

**Academic Major:** Undecided.

64

## MITCH KESSEL

Bloomfield Hills, Mich. » *Seaholm*

OL / 6-5 / 265 / Freshman

**Seaholm High School:** A two-time all-Metro North selection as a junior and senior ... led his team in blocking percentages and sacks as a junior and senior ... coached by Chris Fahr.

**Mitchell Albert Kessel:** Born Oct. 4, 1990 ... son of Thomas and Leila Kessel.

**Academic Major:** Exploratory Studies.

49

## SEAN McCLELLAN

Cincinnati, Ohio » *Moeller*

DL / 6-4 / 265 / Freshman

**Moeller High School:** A team captain as a senior ... named first-team all-Greater Catholic League, first-team all-Southwest Ohio, and first-team all-city ... also an honorable mention all-Ohio selection ... recorded 95 tackles, 14 for a loss, eight sacks, and an interception at Moeller ... coached by John Rodenberg.

**Sean Eric McClellan:** Born Nov. 3, 1990 ... son of Kevin and Mary McClellan ... brother Patrick is a sophomore defensive back at Eastern Kentucky.

**Academic Major:** Business.

46

## MITCH MEADOR

Greenwood, Ind. » *Whiteland Community*

DL / 6-4 / 240 / Freshman

**Whiteland Community High School:** Part of two Mid-State Conference Championship squads ... an *Associated Press* all-State honoree as a junior and senior ... also an IFCA all-State selection, first-team MSCC, and an all-South selection as a junior and senior ... a three-time all-county first team honoree ... holds the Whiteland Community school record with 362 career tackles, 169 career solo tackles, and 193 career assisted tackles ... also a two-year letterwinner on the basketball squad ... coached by Darrin Fisher.

**James Mitchell Meador:** Born March 8, 1991 ... son of Joe and Kathy Meador ... brother Reid is a redshirt freshman offensive lineman at Hillsdale College.

**Academic Major:** Exploratory Studies.

34

## PATRICK O'DONNELL

Wellington, Fla. » *Palm Beach Central*

P/K / 6-5 / 210 / Freshman

**Palm Beach Central High School:** A three-year letterwinner at both football and track and field ... averaged 45 yards on his punts and had a 95-percent touchback rate on kickoffs ... earned first-team all-state and all-district honors as a senior ... co-winner of the 2008 Lou Groza Award for the top kicker in Palm Beach County ... played in the 2009 Outback All-Star Game ... made seven field goals as a senior, including a long of 52 yards ... coached by Rod Harris.

**Patrick Michael O'Donnell:** Born Feb. 22, 1991 ... son of Terence and Michele O'Donnell ... cousin Christopher Bordino is a senior thrower on the U.S. Naval Academy track team.

**Academic Major:** Exploratory Studies.

91

## RYAN PAXSON

Brighton, Mich. » *Brighton*

DL / 6-6 / 220 / Freshman

**Brighton High School:** A three-sport athlete who competed in basketball, football, and track and field ... an all-Livingston County selection on defense as a sophomore and junior ... also earned all-conference honors in track and field as a junior ... coached by Cliff Kiefer.

**Ryan R. Paxson:** Born Nov. 9, 1990 ... son of David and Lori Paxson ... father played football for Northeast Missouri State from 1980-84.

**Academic Major:** Exploratory Studies.



16

**WILL SADDLER**Columbus, Ind. » *Columbus East*

DB / 6-4 / 210 / Freshman

**Columbus East High School:** Named a three-star recruit by *Rivals.com* and *Scout.com* ... a three-sport athlete who played football, hockey and track and field ... named to the football all-area team as a junior and senior ... tallied 20 tackles and two interceptions in his last two seasons that were cut short by injuries ... coached by Bob Gaddis.

**William Paul Saddler:** Born Dec. 28, 1990 ... son of Paul and Pica Saddler.

**Academic Major:** Pre-Accounting.

63

**DAN SPRAGUE**Worthington, Ohio » *Kilbourne*

OL / 6-3 / 260 / Freshman

**Worthington Kilbourne High School:** Named his team's Most Valuable Player in 2008 ... a first-team all-Ohio Capital Conference Central Division selection as a senior ... also a first-team all-district, *Columbus Dispatch* second-team all-Metro and a 2008 Agonis Club Award recipient ... recorded 215 tackles, 6.5 sacks, three forced fumbles, and three interceptions in his high school career ... coached by Vince Trombetti.

**Daniel Wesley Sprague:** Born Aug. 4, 1990 ... son of Joe and Denise Sprague.

**Academic Major:** Exploratory Studies.

94

**JORDAN STEPP**Indianapolis, Ind. » *Ben Davis*

DL / 6-0 / 286 / Freshman

**Ben Davis High School:** Named a three-star recruit by *Rivals.com* and *Scout.com* ... recorded 44 tackles, three forced fumbles and 2.5 sacks as a senior ... played on the Mainland team in the inaugural Hawaii Prep Football Classic in 2008 ... a Class 5A first-team all-State selection as a senior, and an honorable mention 5A all-State selection as a junior ... coached by Mike Kirschner.

**Jordan Michael Stepp:** Born June 23, 1990 ... son of Randy Stepp and Kristi Pavlack.

**Academic Major:** Exploratory Studies.

10

**MONTE TAYLOR**Los Angeles, Calif. » *Washington Prep* » *El Camino CC*

DL / 6-5 / 245 / Junior

**El Camino CC:** Teammate of Malik James at El Camino CC ... runs a 4.5 40-yard dash ... recorded 45 tackles, eight blocked kicks and five interceptions at El Camino CC.

**Washington Prep:** Was named first-team all-Marine League on offense and second team on defense ... played in the All-City Gridiron Game ... was a track standout earning Mission League titles in the long jump, and triple jump, and as a member of the 4x100- and 4x400-meter relays.

**Monte Leveal Taylor:** Born Dec. 10, 1988 ... son of George and Yolanda Taylor.

**Academic Major:** Undecided.

19

**CHRIS WILLIAMS**Cincinnati, Ohio » *Winton Woods*

DB / 6-0 / 190 / Freshman

**Winton Woods High School:** Named a four-star recruit by *Rivals.com* and *Scout.com* ... one of three UC signees from Winton Woods ... team had an 11-2 record in 2008, finishing No. 8 in the final *Associated Press* Division II poll ... a first-team all-state, region, district, and league honoree as a senior ... named the Tri-State Defensive Player of the Year ... named one of the Top-five 2009 defensive backs in Ohio by *OhioVarsity.com* ... played in the 2009 Big 33 Football Classic ... closed out his high school career by starting 35-consecutive games ... also a two-year letterwinner on the basketball squad ... coached by Troy Everhart.

**Christopher Douglas Williams:** Born Aug. 10, 1990 ... son of Kwan and Cherisse Cheatham.

**Academic Major:** Exploratory Studies.







# HEAD COACH BRIAN KELLY

## 19TH SEASON OVERALL » THIRD AT CINCINNATI



**N**amed the University of Cincinnati's head football coach on Dec. 4, 2006, Brian Kelly has set the bar high at UC and achieved a great deal of success in a short period of time.

Entering his third year at the helm of the UC program, Kelly boasts a 22-6 record and led the Bearcats to their first BIG EAST Conference Championship in 2008.

Cincinnati achieved a school-record 11 victories in 2008, had back-to-back 10-win seasons for the first time in school history, won the school's first outright conference championship since 1964, and earned the school's first berth in a Bowl Championship Series game, playing against Virginia Tech in the 75th FedEx Orange Bowl.

### THE BRIAN KELLY FILE

#### PERSONAL INFORMATION

Date of Birth: Oct. 25, 1962 in Everett, Mass.  
 Wife: Paqui  
 High School: St. John's Prep  
 Children: Patrick, Grace, and Kenzel  
 Education: Assumption (1983)



#### COACHING EXPERIENCE

Years	Positions	School
1983-86	Assistant Coach	Assumption
1987-88	Graduate Assistant Coach	Grand Valley State
1989-90	Defensive Coordinator	Grand Valley State
1991-03	Head Coach	Grand Valley State
2004-06	Head Coach	Central Michigan
2006-09	Head Coach	Cincinnati

#### HEAD COACH YEAR-BY-YEAR RECORD

Year	School	Overall	Conference
1991	Grand Valley State (1991 NCAA Playoffs)	9-3	8-2
1992	Grand Valley State	8-3	8-2
1993	Grand Valley State (1993 GLIAC Champion)	6-3-2	6-2-2
1994	Grand Valley State (1994 NCAA Playoffs)	8-4	8-2
1995	Grand Valley State	8-3	8-2
1996	Grand Valley State	8-3	8-2
1997	Grand Valley State (1997 GLIAC Champion)	9-2	9-1
1998	Grand Valley State (1998 NCAA Playoffs/GLIAC Champion)	9-3	9-1
1999	Grand Valley State	5-5	5-4
2000	Grand Valley State	7-4	7-3
2001	Grand Valley State (2001 NCAA Division II National Finalist/ GLIAC Champion)	13-1	9-0
2002	Grand Valley State (2002 NCAA Division II National Champion/ GLIAC Champion)	14-0	9-0
2003	Grand Valley State (2003 NCAA Division II National Champion)	14-1	9-1
2004	Central Michigan	4-7	3-5
2005	Central Michigan	6-5	5-3
2006	Central Michigan (2006 MAC Champion)	9-4	7-1
	Cincinnati (International Bowl)	1-0	—
2007	Cincinnati (Papajohns.com Bowl)	10-3	4-3
2008	Cincinnati (BIG EAST Champions/FedEx Orange Bowl)	11-3	6-1
<b>Totals</b>		<b>159-57-2</b>	<b>128-35-2</b>

UC achieved its highest-ever ranking to close the regular season as it was ranked at No. 12 in the *Associated Press* and *USA Today* Coaches polls, and the BCS standings entering the Orange Bowl. The Bearcats held down a postseason ranking of No. 17 in both polls, tying the top postseason ranking in school history.

UC finished the regular season on a six-game winning streak and captured all three of its rivalry trophies, the Victory Bell (Miami [OH]), Keg Of Nails (Louisville), and River City Rivalry (Pittsburgh) in the same season for the first time.

Kelly was named the BIG EAST Coach of the Year for the second-straight season, and also was named the *American Football Monthly* Schutt Sports Football Bowl Subdivision Coach of the Year. He also earned American Football Coaches Association (AFCA) Region 1 Coach of the Year honors, and was named BIG EAST Coach of the Year by *Sporting News*.

UC placed 10 student-athletes on all-BIG EAST teams, including first-team selection defensive end Connor Barwin, who was a tight end entering spring practice in 2008.

Kick returner Mardy Gilyard was named the BIG EAST Special Teams Player of the Year, the second-straight season a UC player has earned that award, and punter Kevin Huber earned the first AFCA All-America nod in program history. Huber was also the first two-time *Associated Press* First-Team All-America selection in UC football history.





## WHAT THEY ARE SAYING ABOUT BRIAN KELLY

"Brian Kelly is one of the most innovative and organized coaches I have been around, regardless of sport. His attention to detail regarding every element of our football program, and especially with regards to the total development of the young men in our program, is one of the many reasons why Cincinnati Football is among the hottest college football programs in the nation."

— Mike Thomas  
Director of Athletics  
University of Cincinnati

"Brian Kelly has done a magnificent job in a short time in helping Cincinnati's program get to the next level."

— Michael Tranchese  
Former BIG EAST Commissioner

"He can have the worst team in college football believing they're the best team. That's the kind of guy he is."

— Mike Daniels  
Former UC running back

"Former UC athletics director Bob Goin once said he tried everything to fill Nippert Stadium except parachuting fans into their seats from airplanes. Brian Kelly found another way. Armed with a wide-open offense and a salesman's personality, he sold out Nippert and created a spark around the UC football program in a Bengals-crazed town."

— Bill Koch  
Cincinnati Enquirer

"Too many administrators these days are looking for the sexy hire, a beefed-up version of showmanship that may last a couple of years and fizzle out. You want success? Forget about projections and possibilities and hypotheticals; look at track records on the field. Brian Kelly wins. He won multiple championships at Division II Grand Valley State. He won a conference championship at Central Michigan. Watch how hard his teams play -- and watch how prepared they are. It's a simple formula: play hard, play smart, win championships."

— Matt Hayes  
The Sporting News

"Brian Kelly proved he can build a championship program at Grand Valley State and Central Michigan. It was only a matter of time before he had Cincinnati winning Big East titles and playing in BCS bowl games."

— Mark Schlachet  
ESPN.com

"Hiring Kelly has proven to be a brilliant move. The guy has shown to not only be a great motivator but also a whiz at developing talent. He has taken a rising program and elevated it to even greater heights."

— Bruce Feldman  
ESPN the Magazine



Through an 18-year head coaching career, Kelly has established a reputation for building winning teams. He has won at every stop along the way, earning a pair of Division II National Championships at Grand Valley State (2002, 2003), winning a Mid-American Conference Championship at Central Michigan in 2006, before leading UC to its first BIG EAST title in 2008. Entering 2009, Kelly boasts a career record of 159-57-2. He is the winningest active BIG EAST coach and the only league coach with more than 150 wins.

Kelly has become one of the most recognizable faces in the Cincinnati area as he has undertaken a grass roots effort to reach the UC fan base and create strong ties to the local community. A sought after public speaker, Kelly has addressed a number of local organizations, unions, civic groups, and has served as the keynote speaker at many high-profile events, including the 2009 Big 33 Football Classic Awards Dinner.

During a whirlwind first month on the job in 2006 at UC, Kelly proved that he was up to the challenge of his new job. While preparing his new team for the inaugural International Bowl, he also managed to complete his coaching staff and fill out a talent-rich recruiting class. The Bearcats' 27-24 bowl victory over Western Michigan came just 34 days after his hiring.

In his first full season at the helm, Kelly put the Bearcats on the national radar by jumping out to a 6-0 start and earning the Bearcats their first appearance in the Top 25 in more than 30 years. Winning 10 games for the first time since 1951, UC earned its 10th bowl appearance and finished No. 17 in the *Associated Press* Top 25 poll, earning its first appearance in a final poll.

Along the way to the 2007 Papajohns.com Bowl victory, Kelly earned BIG EAST Coach of the Year honors. Cincinnati listed seven individuals on the all-BIG EAST teams, including Special Teams Player of the Year and consensus all-America punter Kevin Huber. The national leader in punting, Huber was one of three Bearcats to be named to an all-America team.

While many coaches lecture on the virtue of time of possession, Kelly stresses up-tempo play on both sides of the ball, using each practice to make his point. Armed with his no-huddle offense and the philosophy of a defense that must play 60 minutes, the Bearcats' mentor brings a different attitude to each workout.

Kelly's formula for success starts with an imaginative offense. Despite being forced to use five quarterbacks in 2008, UC ranked second in the BIG EAST and 24th nationally in passing offense (254.1), and was also second in the league and 27th nationally in passing efficiency (139.4). At the same time, UC's defense led the BIG EAST in sacks (2.9 per game), and tackles for a loss (6.5 per game).



## WHAT THEY ARE SAYING ABOUT **BRIAN KELLY**

"I want to be Brian Kelly's agent. For him to accomplish what he has in such a short amount of time means one thing: As long as Cincinnati can afford to keep him, the Bearcats will continue to be an emerging national power. The Big East and the nation had better watch out."

— Dennis Dodd  
CBS Sportsline

"Brian Kelly's infectious personality and tireless enthusiasm has pushed Cincinnati closer to the forefront of the college football landscape."

— Joe Schad  
ESPN

"Brian Kelly has proven himself a winner everywhere he's been, and in a very short time he's already elevated the Cincinnati program to unprecedented national prominence. The Bearcats will be considered serious Big East contenders for as long as he's at the helm."

— Stewart Mandel  
Sports Illustrated, SI.com

"He's turned this city upside down with an energy and passion for UC football that this city hasn't seen in a long time. Heck, I'd run through a brick wall to play for him."

— Lance McAlister  
700 WLW

"You stand next to Coach Kelly and you immediately feel a current of success. It's palpable. The guy just exudes this energy that if following him, anything you've dreamed of can happen."

— Lenn Robbins  
NY Post

"I had the luxury of visiting my alma mater in May (2008) and I was impressed with the direction of the program. Everything is in place for Cincinnati to compete. They have outstanding facilities, play in a strong conference, and Coach Kelly is committed to his players and the program."

— Urban Meyer  
Head coach, University of Florida

"Brian Kelly is the right man for the job at Cincinnati. He is a proven winner, a creative thinker, great motivator, and has tremendous communication skills. Armed with great facilities, a BCS conference, and a growing fan base, the sky is the limit at Cincinnati with Brian as the leader of the Cats."

— Rick Minter  
Former UC football coach  
Defensive Coordinator,  
Marshall University



## BRIAN KELLY VERSUS ALL OPPONENTS

Akron .....	2-0
Army .....	1-0
Ball State .....	3-0
Bowling Green .....	1-1
Buffalo .....	1-1
Connecticut .....	1-1
Eastern Kentucky .....	1-0
Eastern Michigan .....	1-2
Hawai'i .....	1-0
Indiana .....	0-2
Kent State .....	1-0
Kentucky .....	0-1
Louisville .....	1-1
Marshall .....	2-0
Miami (OH) .....	3-0
Michigan State .....	0-1
Northern Illinois .....	0-3
Ohio .....	2-0
Oklahoma .....	0-1
Oregon State .....	1-0
Penn State .....	0-1
Pittsburgh .....	1-1
Rutgers .....	2-0
San Diego State .....	1-0
Southeast Missouri State .....	2-0
Southern Miss .....	1-0
Syracuse .....	2-0
Temple .....	1-0
Toledo .....	2-1
USF .....	2-0
Virginia Tech .....	0-1
West Virginia .....	1-1
Western Michigan .....	3-1

### IN THE POSTSEASON (14-5)

1991	at East Texas State*	L, 36-15
1994	at Indiana (PA)*	L, 35-27
1998	at Slippery Rock*	L, 37-14
2001	Bloomsburg*	W, 42-14
	Saginaw Valley*	W, 33-30
	Catawba*	W, 34-16
	vs. North Dakota*	L, 17-14
2002	C.W. Post*	W, 62-13
	Indiana (PA.)*	W, 62-21
	N. Colorado*	W, 44-7
	vs. Valdosta State*	W, 31-24
2003	at Bentley*	W, 65-36
	at Saginaw Valley*	W, 10-3
	at Texas A&M-Kingsville*	W, 31-3
	vs. North Dakota*	W, 10-3
2006	vs. Ohio#	W, 31-10
2007	vs. W. Michigan!	W, 27-24
2007	vs. Southern Miss^	W, 31-21
2007	vs. Virginia Tech&	L, 20-7

\* - Division II Playoffs

# - 2006 MAC Championship Game

! - 2007 International Bowl

^ - 2007 PapaJohns.com Bowl

& - 2009 FedEx Orange Bowl

Kelly also believes in a strong special teams unit with starters from both sides of the ball participating. The Bearcats have led the NCAA Football Bowl Subdivision (FBS) the past two seasons in net punting average. UC also led the BIG EAST in kickoff returns, sacks, and tackles for a loss.

A program builder, Kelly proved that he can work magic in a short period of time. During his three years at Central Michigan, he transformed a Chippewas program that had won more than three games only once in the prior four seasons into a conference champion. They posted a 9-4 record in 2006 en route to winning the MAC Championship and qualifying for their first bowl game in 12 years.

Kelly inherited a program that had produced a mere 12 wins over its previous four seasons when he took the helm at Central Michigan in 2004. He guided the Chippewas to a 4-7 record in 2004 and a 6-5 slate—the school's first winning season in seven years—in 2005.

CMU began to take on Kelly's persona in 2005. The Chippewas defeated both defending MAC divisional champions, Miami (OH) and Toledo, and also knocked off the league's eventual 2005 champ Akron. Central Michigan was ranked 35th nationally in total offense and 26th in passing offense, while the team's rushing defense was ranked 20th.

Kelly's 2006 Chippewas lost non-conference contests to bowl-bound Boston College and Kentucky by a total of 16 points. CMU rolled up a 7-1 record in conference play to win the MAC West, then dominated Ohio, 31-10, in the league's championship game. Central Michigan boasted the 19th-most prolific passing attack in the nation, averaging 252.4 yards per game, and was ranked 31st in total offense (380.2 yards per game) and 24th in scoring offense (29.6 points). Quarterback Dan LeFevour, a freshman who passed for 2,869 yards and 25 touchdowns, was ranked 20th in passing efficiency and 14th in total offense.

Kelly had 12 of his players achieve first-team all-conference honors over his three years at CMU and three advanced to the NFL.

Kelly arrived at Central Michigan after winning back-to-back NCAA Division II national titles at Grand Valley State. The Lakers were 41-2 in Kelly's final three seasons, at one point winning 32 consecutive games. Grand Valley State went 14-0 in 2002 en route to its first national title and was 14-1 in 2003 when it claimed its second crown. Kelly was named the AFCA Division II Coach of the Year after both seasons.

Kelly led the Lakers to five conference titles and six Division II playoff appearances in his 13 seasons at Grand Valley. The Lakers never finished lower than third in the Great Lakes Intercollegiate Athletics Conference.

Kelly mentored a pair of finalists for the Harlon Hill Award, presented annually to the top player in Division II. Curt Anes won the award in 2002 after finishing runner-up in 2001, while Jeff Fox was third in the balloting in 1998. Both players were quarterbacks in Kelly's system.

Kelly's Grand Valley State players earned 77 all-America awards. Four players moved on to the NFL and another three to the Canadian Football League. His 2001 national runner-up squad set 77 NCAA, GLIAC, and school records, including the all-time Division II scoring record by averaging 58.4 points per game. The 2001 team also became the first Division II unit in 53 years to average more than 600 yards per game in total offense (600.8).

Grand Valley State followed up its record-shattering 2001 season by averaging 497.5 yards and 47.0 points during its undefeated 2002 national championship run. The 2003 team, meanwhile, was more noted for its defense. The Lakers defeated North Dakota, 10-3, in the 2003 national title game.

A native of Chelsea, Mass., Kelly attended St. John's Prep School in Danvers, Mass. He was a four-year letterwinner at Assumption College (Mass.) as a linebacker. After graduating from Assumption in 1983 with a bachelor's degree in political science, he served as linebackers coach, defensive coordinator, and softball coach from 1983-86 at Assumption.

Kelly joined the Grand Valley State staff in 1987 as a graduate assistant and defensive backs coach. He became the defensive coordinator and recruiting coordinator in 1989 and took over as head coach in 1991. His first team finished 9-3 and qualified for the NCAA Playoffs.



# JEFF QUINN

Recruiting Areas: West Central Ohio, Chicago, Michigan, Wisconsin

## OFFENSIVE COORDINATOR » OFFENSIVE LINE » 26TH SEASON

Offensive Coordinator Jeff Quinn enters his 26th season coaching college football and his third at UC.

Quinn has spent 21 seasons coaching alongside UC head coach Brian Kelly, joining the Bearcats staff after coaching Central Michigan to a 31-14 win in the 2006 Motor City Bowl.

During his career, Quinn has coached 12 offensive linemen who have played in the professional ranks, as well as 22 players who have earned all-America status.

The UC offense averaged 27.3 points and 375.3 yards of total offense per contest on its way to the 2008 BIG EAST Championship. Offensive guard Trevor Canfield was an *Associated Press* Second-Team All-America selection, the first UC offensive lineman to earn a spot on the *AP* team since Bill Shalosky in 1952. Canfield was selected by the Arizona Cardinals in the seventh round of the 2009 NFL Draft.

During his first season at Cincinnati, the Bearcats set three school records and ranked among the Top-20 offensive teams in the country.

Quinn served as the associate head coach at Central Michigan from 2004-2006. He arrived at CMU after 15 seasons at Grand Valley State. He was part of the staff that led the Lakers to back-to-back national championships in 2002 and 2003.

His offensive lines have blocked for 12 1,000-yard rushers, three Harlon Hill Award Finalists, including Curt Anes, who won the award in 2002. The Harlon Hill Trophy recognizes the nation's top Division II player.

The 2001 Laker offense averaged 600.8 yards and set an NCAA record by averaging 58.4 points per game.

He is a 1984 graduate of Elmhurst College where he was a two-sport standout in football and wrestling. In football, Quinn earned all-conference plaudits twice and was a third-team All-American in 1993. He also qualified for three NCAA Wrestling Championships in the heavyweight division and won two College Conference of Illinois and Wisconsin titles. He was inducted into Elmhurst's Athletic Hall of Fame in 1993.

Quinn launched his coaching career at DePauw as an assistant football and wrestling coach from August, 1984 to May, 1986 before going to Ohio Northern as head wrestling coach and an assistant football coach from June, 1986 until December, 1988. At ONU, he coached one National Champion wrestler, along with a trio of all-Americans.


Quinn earned a master of arts degree from DePauw in 1986 and an educational leadership master's degree endorsement from GVSU in 2000.

Quinn's son Kyle serves as the undergraduate student representative to the UC Board of Trustees.

### THE JEFF QUINN FILE

#### PERSONAL INFORMATION

Date of Birth: Sept. 26, 1962  
 Wife: Shannon  
 Children: Kyle and Ryan  
 Education: Elmhurst (1984),  
 B.A. in Education  
 DePauw (1986),  
 M.A. in Educational Leadership  
 Grand Valley State (2000),  
 M.Ed. (Endorsement)



#### COACHING EXPERIENCE

Years	Positions	School
1984-85	Graduate Assistant	DePauw
1986-88	Offensive Line Head Wrestling Coach	Ohio Northern
1989-2003	Associate Head Coach/ Offensive Line/ Offensive Coordinator	Grand Valley State
2004-05	Associate Head Coach/ Offensive Line	Central Michigan
2006	Associate Head Coach/ Offensive Line	Central Michigan
2007-09	Offensive Coordinator/ Offensive Coordinator/ Offensive Line	Cincinnati



# BOB DIACO

*Recruiting Areas: South Central Ohio, Eastern New Jersey, Southwest Florida, New York*

## DEFENSIVE COORDINATOR » INSIDE LINEBACKERS » 15TH SEASON

### THE BOB DIACO FILE

#### PERSONAL INFORMATION

Date of Birth: Feb. 19, 1973  
 Wife: Julia  
 Children: Angelo, Josephine, and Michael  
 Education: Iowa (1995)  
 B.A. in Sociology



#### COACHING EXPERIENCE

Years	Positions	School
1996-1997	Graduate Assistant	Iowa
1999-2000	Running Backs Special Teams Coordinator	Western Illinois
2001-2003	Linebackers/Secondary	Eastern Michigan
2004	Linebackers Special Teams Coordinator	Western Michigan
2005	Co-Defensive Coordinator Linebackers	Central Michigan
2006-2008	Linebackers Special Teams Coordinator	Virginia
2009	Defensive Coordinator Inside Linebackers	Cincinnati

Bob Diaco, who brings 14 years of collegiate coaching experience, enters his first season as UC's defensive coordinator.

Diaco (pronounced DEE-ah-ko) arrived at UC in Feb. of 2009 after spending three years at the University of Virginia.

Diaco spent the spring session installing UC's multiple-front defense and will lead a unit that replaces 10 starters from a year ago.

He inherits a defense that finished 31st in the nation in total defense (321.9 ypg), 19th in run defense (115 ypg), and led the BIG EAST in sacks (2.86).

He joined Al Groh's Virginia staff in Dec. 2005 as the linebackers and special teams coach, helping lead the team to the 2008 Konica/Minolta Gator Bowl. Following the close of the 2008 season, he was named the Cavaliers' defensive coordinator.

Diaco spent the 2005 season on head coach Brian Kelly's staff at Central Michigan where he served as co-defensive coordinator and linebackers coach.

In 2004 he was the special teams and linebackers coach at Western Michigan. The Broncos finished in the top three in the Mid-American Conference in punting, punt returns, and kickoff returns that year.

From 2001-03, Diaco was an assistant coach at Eastern Michigan, where he moved from coaching the running backs to coaching linebackers to coaching the secondary.

Twice an all-Big Ten selection at the University of Iowa under Hall of Fame coach Hayden Fry, Diaco was a semifinalist for the Butkus Award as the nation's top linebacker in 1995.

A 1995 graduate of the University of Iowa, he led the Hawkeyes in tackles in both 1994 and 1995 and finished his career as the seventh-leading tackler in Iowa history.

Diaco served as a graduate assistant at Iowa for two seasons in 1997-99 and helped the Hawkeyes to the Alamo and Sun Bowl games.

His first full-time position was at Western Illinois where he was the running backs and special teams coordinator in 1999 and 2000. The Leathernecks won the Gateway Conference crown in 2000 and made an appearance in the NCAA Division I-AA Playoffs.

Diaco attended Cedar Grove High School in Cedar Grove, N.J., where he was a standout three-way player at linebacker, fullback, and punter, earning *SuperPrep* Northeast Defensive Player of the Year honors as a senior.



# KERRY COOMBS

*Recruiting Areas: Cincinnati, Southern Indiana, Southwest Ohio*

## ASSOCIATE HEAD COACH » DEFENSIVE BACKS » THIRD SEASON

Kerry Coombs, who directed Colerain High School in suburban Cincinnati to a Division I state championship (2004) and four other semifinal appearances, enters his third season at UC.

Following the close of UC's BIG EAST Championship winning season in 2008, he was promoted to Associate Head Coach.

In 2008, Coombs mentored three NFL Draft picks, Mike Mickens (Dallas Cowboys), DeAngelo Smith (Dallas Cowboys), and Brandon Underwood (Green Bay Packers). Mickens was a second-team Walter Camp all-America honoree and UC's all-time leader in interceptions and interception return yardage, while Underwood was a first-team all-BIG EAST performer at safety in his only season at UC. Smith was the national leader in interceptions in 2007 with eight, and ranks second in UC history behind Mickens. The defense finished 31st in the nation in total defense (321.9 ypg) in 2008.

Coombs' first campaign as a member of the UC staff yielded instant results. The 2007 defense, led by his ball-hawking secondary, led the NCAA with 26 interceptions and 42 takeaways. That season, Coombs coached all-BIG EAST safety Haruki Nakamura, who was selected in the sixth round of the 2008 NFL draft.

One of the most celebrated prep coaches in Ohio, Coombs compiled a 161-34 (.826) record in 16 seasons at Colerain. His 2004 team posted a 15-0 record and

won the state's Division I title with a 50-10 win in the championship game. Over his last seven seasons at Colerain, the Cardinals won seven league titles while compiling an 86-8 (.915) record.

Coombs' 2006 team went 13-1 and was ranked No. 1 in the final Ohio *Associated Press* poll and No. 18 in the *USA Today* national rankings.

His success at Colerain emphasized a defense he personally coached. In 2006, the Cardinals posted six shutouts and yielded just over a touchdown per game.

Coombs has mentored Ohio Division I Defensive Player of the Year award winners in 2004 and 2006, including former UC defensive tackle Terrill Byrd, who was also the national high school Defensive Player of the Year in 2004.

Coombs guided Colerain to 10 playoff appearances and seven undefeated regular-season records. The Cardinals won the Greater Miami Conference title and advanced to the regional finals of the state playoffs in each of his final seven seasons.

A member of the University of Dayton's 1980 NCAA Division III National Championship team, Coombs completed his bachelor's degree at Dayton in 1983 and later earned his master's in education at Wright State.

### THE KERRY COOMBS FILE

#### PERSONAL INFORMATION

Date of Birth: Sept. 9, 1961  
Wife: Holly  
Children: Brayden, Courtney, and Dylan  
Education: Dayton (1983),  
B.S. in Education  
Wright State (1995),  
M.Ed. in Educational Leadership



#### COACHING EXPERIENCE

Years	Positions	School
1983-84	Assistant Coach	Green Hills High School
1985-88	Assistant Coach	Lakota High School
1989-90	Head Coach	Loveland High School
1991-2006	Head Coach	Colerain High School
2007-08	Defensive Backs	Cincinnati
2009	Associate Head Coach/ Defensive Backs	Cincinnati



# MIKE ELSTON

Recruiting Areas: Northwest Ohio, Northern Kentucky, Southeast Florida

ASSISTANT HEAD COACH » SPECIAL TEAMS COORDINATOR » DEFENSIVE LINE » 11TH SEASON

## THE MIKE ELSTON FILE

### PERSONAL INFORMATION

Date of Birth: Nov. 1, 1974  
 Wife: Beth  
 Children: Olivia and Sophia  
 Education: Michigan (1998),  
 B.S. in Sports Management/  
 Communications



### COACHING EXPERIENCE

Years	Positions	School
1999-2000	Graduate Assistant	Michigan
2001-03	Recruiting Coordinator/ Defensive Line	Eastern Michigan
2004	Defensive Line	Central Michigan
2005	Co-Defensive Coordinator/ Defensive Line	Central Michigan
2006	Special Teams Coordinator/ Linebackers	Central Michigan
2007-08	Special Teams Coordinator/ Recruiting Coordinator/Tight Ends	Cincinnati
2009	Assistant Head Coach/ Special Teams Coordinator/ Defensive Line	Cincinnati

Mike Elston combines BCS playing experience with a winning coaching background. Elston, in his third season at UC, will coach the defensive line in 2009 after spending the past two seasons as tight ends coach.

Elston also serves as special teams coordinator and was promoted to assistant head coach following UC's BIG EAST Championship campaign in 2008. He was also UC's recruiting coordinator from 2007-08.

He has established UC's special teams unit as one of the best in the country. The Bearcats, behind two-time *Associated Press* all-America punter Kevin Huber, have led the nation in net punting in each of the past two seasons. UC is only the fourth team in NCAA Football Bowl Subdivision history to accomplish that task.

Huber, a consensus All-American in 2007, and kick returner Mardy Gilyard have helped UC win back-to-back BIG EAST Special Teams Player of the Year Awards. Huber earned the honor in 2007 and Gilyard took the award in 2008.

Elston helped UC sign a 22-member class only 65 days after Brian Kelly accepted the UC job in 2007 and was instrumental in coordinating a 24-member class in 2008, and a 28-member recruiting class in 2009.

In his three seasons with Central Michigan, Elston played many roles with the Chippewas, working his way up to special teams coordinator and linebackers coach in

year three. In 2006, he instructed two all-Mid-American Conference linebackers, including the top tackler in the league. His work with special teams sparked a drastic improvement in the punting unit, which finished 19th nationally in net punting.

Elston spent the 2005 season as the co-defensive coordinator, developing a unit that led the MAC in rushing defense (113.7 ypg allowed). He worked directly with defensive end Daniel Bazuin, who led the country in tackles for loss (26.5) and tied a MAC record with 16 sacks. The success against the run came just two years after CMU ranked last in the MAC in rushing defense.

Prior to arriving in Mount Pleasant, Elston served a three-year stint at Eastern Michigan. He was the defensive ends coach for the Eagles in 2001 and then served as the defensive line coach/recruiting coordinator in 2002 and 2003. EMU was the most improved defense in Division I-A in both scoring and total yards in 2003.

Elston grew up in St. Marys, Ohio, where he garnered all-state honors in football, basketball, and track at Memorial High School. He went on to attend Michigan, where he was a three-year football letterwinner (1994-96). Elston remained in Ann Arbor for four years after his playing days were over, working as an assistant to the football camp director and then a graduate assistant. He was a member of the national championship program in 1997 that finished a perfect 12-0 season with a 21-16 win over Washington State in the Rose Bowl.



# CHARLEY MOLNAR

*Recruiting Areas: Cleveland, Eastern Pennsylvania, Western New Jersey*

## PASSING GAME COORDINATOR » WIDE RECEIVERS » 26TH SEASON

Charley Molnar, who has compiled 25 seasons of experience coaching on offense, mentors the wide receivers while also serving in the role of passing game coordinator for the Bearcats.

Molnar mentored a pair of record-setting receivers in 2008. Mardy Gilyard (1,276) and Dominick Goodman (1,028) both had 1,000-yard receiving campaigns, the first time a UC duo has eclipsed that mark since Jim O'Brien (1,107) and Tom Rossley (1,072) did it in 1968. Gilyard had a breakout year in 2008, catching 81 passes for a school-record 1,276 yards along with a team-high 11 touchdowns. Goodman's 84 receptions was also a school-record mark. Goodman ended his career as UC's all-time leader in receiving yards (2,512), receiving touchdowns (22), and tied for the top spot in receptions (204).

Molnar's aerial attack produced a historic season for the Bearcats in 2007, as UC set school records in touchdown passes (36) and passing yards (3,720). Wide receiver Marcus Barnett set a school mark with 13 touchdown receptions and earned all-BIG EAST honors under Molnar's watch.

Molnar spent the 2006 campaign in a similar role under Kelly at Central Michigan, aiding the passing game and tutoring the team's wide receivers and quarterbacks. He worked with a receiving corps that included five receivers who caught five or more touchdown passes and a rookie quarterback who ranked 19th nationally in passing efficiency.

The coaching veteran pulled off a rare feat in 2006 by coaching in 15 games, including the 2006 Mid-American Conference Championship game, 2006 Motor City Bowl, and 2007 International Bowl. The accomplishments do not stop there, as he worked with the Most Valuable Player in all three postseason games.

Molnar boasts 12 years of experience as an offensive coordinator. He spent the 2005 campaign as the offensive coordinator and associate head coach at Indiana State.

He also served as offensive coordinator, quarterbacks, and wide receivers coach for four seasons at Illinois State (1990-93) and held the same post at Kent State for seven years (1994-2000). Other coaching stops included Western Michigan (2003-04), Eastern Michigan (2002), Eastern Illinois (2001), and Western Carolina (1989).

A 1984 graduate of Lock Haven University, Molnar began his coaching career at his alma mater that same year. He spent three seasons at Lock Haven, during which he coached receivers, tight ends, running backs, and kickers.

He went on to serve as a graduate assistant at Virginia, aiding in the instruction of the quarterbacks and receivers during both the 1987 and 1988 campaigns.

### THE CHARLEY MOLNAR FILE

#### PERSONAL INFORMATION

Date of Birth: July 23, 1961  
Wife: Meg  
Children: Charley III, Gillian, Tate, Bryce, Mitch, Gemma, Gianna, and Dominic  
Education: Lock Haven (1984), B.S. in Political Science



#### COACHING EXPERIENCE

Years	Positions	School
1984-86	Wide Receivers/Tight Ends Running Backs/Kickers	Lock Haven
1987-88	Graduate Assistant Quarterbacks/Receivers	Virginia
1989	Quarterbacks	Western Carolina
1990-93	Offensive Coordinator/ Quarterbacks/Wide Receivers	Illinois State
1994-2000	Offensive Coordinator/ Quarterbacks/Wide Receivers	Kent State
2001	Wide Receivers	Eastern Illinois
2002	Quarterbacks	Eastern Michigan
2003-04	Quarterbacks	Western Michigan
2005	Associate Head Coach/ Offensive Coordinator/ Quarterbacks/Wide Receivers	Indiana State
2006	Quarterbacks/Wide Receivers	Central Michigan
2007-09	Passing Game Coordinator/ Wide Receivers/Quarterbacks	Cincinnati



# TIM HINTON

Recruiting Areas: Central Ohio, Columbus, Northern Florida

## RECRUITING COORDINATOR » RUNNING BACKS » 28TH SEASON

### THE TIM HINTON FILE

#### PERSONAL INFORMATION

Date of Birth: April 12, 1960  
 Wife: Bev  
 Children: Dawn and Drew  
 Education: Wilmington (1982),  
 B.A. in Education



#### COACHING EXPERIENCE

Years	Positions	School
1981-84	Tight Ends/Wide Receivers	Wilmington
1985-86	Graduate Assistant	Ohio State
1987-88	Head Coach	Zane Trace High School
1989	Head Coach	Van Wert High School
1990	Wide Receivers	Ohio
1991-92	Defensive Line	Ohio
1993-2003	Head Coach	Marion Harding High School
2004-06	Running Backs	Cincinnati
2007	Linebackers	Cincinnati
2008	Running Backs	Cincinnati
2009	Recruiting Coordinator/ Running Backs	Cincinnati

Tim Hinton is heading into his sixth season as an assistant at UC coaching the running backs. He was named the team's recruiting coordinator during the winter of 2009.

He returned to the offensive side of the ball in 2008 after coaching linebackers during the 2007 season.

Hinton struck success almost immediately as running backs coach after arriving at Cincinnati in 2004. In his first season, he helped develop Richard Hall into a 1,000-yard rusher and an all-league performer and tutored a ground attack that averaged 183.4 yards per contest.

In 2006, Hinton worked with a trio of Bearcats running backs who combined for 1,358 rushing yards and 10 touchdowns. Hinton's efforts with UC's special teams resulted in the Bearcats averaging 22.8 yards per kickoff return, ranking 23rd nationally.

UC's backs averaged 117.6 yards per game in 2008 with Jacob Ramsey (47.4 ypg) and John Goebel (43.4 ypg) shouldering most of the carries. True freshman Isaiah Pead also got into the mix, averaging 27.7 yards per game on 30 carries.

Before arriving at UC, Hinton spent 11 seasons as head coach at Marion Harding High School, where he directed teams to five conference titles and five appearances in the state playoffs. He had two teams advance to the regional finals and sent 13 players to the major college playing ranks. In 1995, he was named Ohio Division I Co-Coach of the Year.

Hinton has served as an assistant in the college ranks for nine seasons. He spent three years at Ohio University, two as defensive line coach (1991-92) and one with the receivers (1990). He was a member of the Ohio State staff for two years (1985-86), helping the Buckeyes to a pair of bowls and a share of the 1986 Big Ten championship as a graduate assistant.

During his four seasons at Wilmington College (1981-84), Hinton helped the school to two league crowns and a pair of appearances in the NAIA playoffs.

Hinton launched his coaching career while an undergraduate at Wilmington, serving as an assistant at Amanda-Clearcreek High (Ohio) for three years (1978-80). He was a student assistant coach at Wilmington in 1981, and a head coach at Zane Trace (Ohio) and Van Wert (Ohio) high schools.



# GREG FOREST

*Recruiting Areas: Southeast Ohio, Northeast Michigan, Eastern Kentucky*

## QUARTERBACKS » 19TH SEASON

A staple of Brian Kelly's football program has been Greg Forest, who continues his 19-year relationship with the head coach as quarterbacks coach at Cincinnati.

Forest has been instrumental in the development of second-team all-BIG EAST quarterback Tony Pike, who was one of five signal callers the Bearcats called upon during their 2008 BIG EAST Championship season.

UC broke the school record for pass completions a year ago, with 290, surpassing the previous mark of 286 set in 2006. The Bearcats offense also had 472 pass attempts a year ago, ranking second in UC history.

In 2007, he mentored the UC quarterbacks to a school-record 36 touchdown passes. Graduate quarterback Ben Mauk was the centerpiece of Forest's tutelage, as he set the school mark in passing touchdowns (31), a total which placed second in the all-time BIG EAST record books. Mauk also finished in the top five in school annals in pass efficiency (150.64), completions (235), attempts (386) and yards (3,121) in his only season under Forest's watch.

Forest spent the 2006 campaign wearing the tag of assistant head coach to Kelly along with tight ends coach. He served three seasons at Central Michigan spending one season each instructing the receivers, running backs, and tight ends.

Forest worked primarily with the Chippewa running backs in 2005, molding freshman Ontario Sneed into a 1,000-yard rusher. Sneed went on to earn honorable mention all-Mid-American Conference and freshman all-America status from *Sporting News* and *Rivals.com*.

A native of Columbus, Ohio, Forest coached wide receivers for 11 years at Grand Valley State, mentoring the top five receivers in GVSU history, including the Lakers' all-time leading receiver David Kircus who went on to play in the NFL. Three of his players garnered all-America recognition.

A 1992 graduate of Ohio Northern University, Forest prepped at Grandview Heights High School (1982). He was a defensive back in football and also competed in wrestling and baseball.

He began his coaching career at Grandview Heights and, after four seasons, Forest went on to be a student assistant at Ohio Northern.

Forest first went to Grand Valley State in 1991 as a sports management intern and then served as an assistant coach at Capital University in 1992 before returning to GVSU in 1993. During his tenure at Grand Valley State, the Lakers qualified for the Division II Playoffs six times and won national championships in 2002 and 2003.

### THE GREG FOREST FILE

#### PERSONAL INFORMATION

Date of Birth: Aug. 14, 1964  
Children: Austin, Hannah, and Wayne  
Education: Ohio Northern (1992),  
B.A. in Sports Management



#### COACHING EXPERIENCE

Years	Positions	School
1991	Offensive Assistant	Grand Valley State
1992	Wide Receivers	Capital
1993-94	Tight Ends	Grand Valley State
1995-2003	Wide Receivers	Grand Valley State
2004	Wide Receivers	Central Michigan
2005	Running Backs	Central Michigan
2006	Assistant Head Coach/ Tight Ends	Central Michigan
2007-09	Quarterbacks	Cincinnati



# LORENZO GUESS

Recruiting Areas: Northwest Ohio, Northern Indiana, Southern Michigan

## TIGHT ENDS » SIXTH SEASON

### THE LORENZO GUESS FILE

#### PERSONAL INFORMATION

Date of Birth: Sept. 16, 1978  
 Wife: Bianca  
 Education: Michigan State (2002)  
 B.A. in Human Resources  
 and Political Science  
 Tiffin University (2007)  
 M.B.A.



#### COACHING EXPERIENCE

Years	Positions	School
2005	Secondary	Tiffin
	Asst. Strength & Conditioning	
2006	Strength & Conditioning	Cincinnati
	Staff Assistant	
2007	Secondary	Kentucky State
	Asst. Strength & Conditioning	
2008	Head Strength & Conditioning	Alcorn State
2009	Asst. Strength & Conditioning	USF
2009	Tight Ends	Cincinnati

Former Michigan State two-way standout Lorenzo Guess rejoins the UC staff in 2009 as the tight ends coach.

Guess, who was a staff assistant with UC's strength and conditioning program in 2006, joins the Bearcats after a one-year stint as the men's basketball strength and conditioning coach at USF.

The former two-way Michigan State student-athlete played football and basketball for the Spartans and helped the Tom Izzo led-team to the 1999 Final Four.

Before arriving at USF, Guess worked as the head strength and conditioning coach at Alcorn State University. Prior to working at ASU, he spent time at Kentucky State University as the Secondary Coach/Strength and Conditioning.

During the 2006 season, Guess served as a staff assistant for the University of Cincinnati's football program with the strength and conditioning staff.

In 2005, he served as the Secondary Coach and Assistant Strength and Conditioning Coach for Tiffin University.

Guess graduated from Tiffin University with his Masters in Business Administration in 2007. He also earned a bachelor's degree in Human Resources and Political Science from Michigan State University in 2002.

While at MSU, Guess was a four-year letterman in football and two-year letterman in basketball. He was part of two Big Ten titles and a Final Four appearance (1999). The defensive back also had the privilege of playing in both the Citrus Bowl, securing a win against the University of Florida, and the Silicon Valley Bowl, defeating Fresno State University.

During his time at MSU, Guess was a major component of the 1999 defense which was ranked No. 1 in the Big Ten and No. 7 nationally under head coach Nick Saban. During the 2000 and 2001 seasons, the defensive units led the Big Ten in pass defense and were among the nation's Top-10.

Guess was also an Academic All-Big Ten selection from 1997-98.



# WILLIAM INGE

*Recruiting Areas: Eastern Ohio, Kentucky, Western Pennsylvania, Iowa*

## OUTSIDE LINEBACKERS » 10TH SEASON

William Inge enters his second year on the University of Cincinnati football staff where he coaches the outside linebackers.

During UC's BIG EAST Championship season in 2008, Inge tutored a linebacking corps that accounted for three of the top-four tacklers on the team, including Ryan Manalac who led the squad with 82 stops. One of his pupils, Corey Smith, signed a free-agent deal with the Kansas City Chiefs.

Before joining UC in 2008, he served two years as the linebackers coach at San Diego State University.

While with the Aztecs, Inge mentored leading tackler Russell Allen to all-Mountain West Conference honorable-mention accolades. Allen amassed 119 tackles in 12 games in 2007, and led the league in tackles per MWC outing (10.6).

Prior to joining the Aztecs staff, he spent the 2005 campaign as defensive line coach at Colorado. In 2001, Inge was hired as a defensive assistant at the University of Northern Iowa, where he eventually became the co-defensive coordinator and special teams coordinator.

In 2005, as the Buffaloes' defensive line coach, Inge helped the Buffs to the Big 12 North Division title and advance to the Big 12 Championship Game. CU finished the season in the Champs Sports Bowl.

His one year in Boulder followed a four-year tenure at Northern Iowa, where he was the co-defensive and special teams coordinator in 2004. Inge also directed the Panthers' linebackers (2001-02) and defensive line (2003). His 2004 UNI defense allowed just 305 yards per game, to rank 15th in the nation, and was 12th nationally in scoring defense (18.0 ppg). That season, the Panthers finished ranked No. 25 in the final Division I-AA poll.

Inge lettered four times at Iowa (1993-96) and returned to Iowa City in 1998, where he spent three years as the Hawkeyes' recruiting coordinator and briefly as a graduate assistant.

Inge earned his bachelor's degree in Sports, Health, Leisure, and Physical Studies in 1996, and took the opportunity after returning to Iowa to attain his master's in Athletics Administration in 1999. As a player, he was a team co-captain his senior year, when he was an honorable mention all-Big Ten performer and a first-team Academic All-Big Ten member.

During his Iowa career, Inge made 173 tackles, with 37 for losses and 24 sacks. In addition, he earned two special awards from the coaching staff: the Appreciation Award for defense as a senior and the Hustle Award as a junior. Iowa was 17-7 overall his junior and senior years, including wins in the Sun and Alamo Bowls. He capped his collegiate career by playing in the 1997 Hula Bowl.

### THE WILLIAM INGE FILE

#### PERSONAL INFORMATION

Date of Birth: December 17, 1973  
Wife: RaeAnn  
Children: Isaiah and Keara  
Education: University of Iowa (1996), B.S. in Sports, Health, Leisure, and Physical Studies  
University of Iowa (1999), M.A. in Athletics Administration and Management



#### COACHING EXPERIENCE

Years	Positions	School
1998	Graduate Assistant	Iowa
1999-00	Recruiting Coordinator	Iowa
2001-02	Linebackers	Northern Iowa
2003	Defensive Line	Northern Iowa
2004	Co-Defensive and Special Teams Coordinator	Northern Iowa
2005	Defensive Line	Colorado
2006-07	Linebackers	San Diego State
2008-09	Linebackers	Cincinnati




# ERNEST JONES

DIRECTOR OF PLAYER SERVICES » 10TH SEASON

## THE ERNEST JONES FILE

### PERSONAL INFORMATION

Date of Birth: January 18, 1970  
 Wife: Kimberly  
 Children: Kgai  
 Education: Alcorn State (1995)  
 B.S. in Biology  
 Concordia (2002)  
 M.A. in Human Services



### COACHING EXPERIENCE

Years	Positions	School
2000-02	Defensive Backs	Concordia (Minn.)
2003	Recruiting Coordinator/DBs	Kentucky State
2004	Defensive Coordinator/DBs	Oberlin
2005	Cornerbacks	Central Michigan
2006	Running Backs	Central Michigan
2007	Running Backs	Cincinnati
2008	Head Coach	Alcorn State
2009	Director of Player Services	Cincinnati

Ernest Jones, who spent the 2008 season as the head coach at Alcorn State University, returns to the University of Cincinnati as the Director of Player Services.

In his role, Jones will work directly with UC's student-athletes, providing guidance and counseling while ensuring they are adhering to the five core principles of head coach Brian Kelly's football program, regarding intellectual, social, spiritual, physical, and skill development.

He will also help manage many of UC's off-the-field responsibilities including overseeing the highly-successful Cats In The Community program.

Jones coached the running backs at UC during the 2007 season, and spent two years with Kelly at Central Michigan.

In 2006, he helped develop a Central Michigan rushing attack that averaged 127.9 yards per game. Jones moved to the offensive side after serving as the cornerbacks coach in 2005.

Prior to the 2006 season, Jones was one of 25 coaches nationwide selected to participate in the NCAA Expert Coaches Academy, a program designed to assist coaches with career advancement, networking and exposure opportunities, and to raise awareness regarding the substantial pool of talented and qualified minority coaching candidates.

Jones arrived at CMU from Oberlin College where he served as the defensive coordinator and defensive secondary coach in 2004. He spent the 2003 campaign at Kentucky State.

After playing five years of professional football, Jones began his coaching career at Concordia University (Minn.) where he mentored the defensive backs from 2000-02.

Jones, who earned an associate's degree from Hinds Community College in 1993, is a 1995 graduate of Alcorn State University. He earned a master's degree from Concordia in 2002 and is currently working on his doctorate in human services at Walden University.



# PAUL LONGO

## DIRECTOR OF FOOTBALL STRENGTH & CONDITIONING » 22ND SEASON

Paul Longo enters his sixth season alongside Brian Kelly as speed, strength, and conditioning coach for football.

Longo, who was named Cincinnati's director of football strength and conditioning in January, 2007, oversees the weight training and conditioning efforts for UC's football program.

UC has become one of the top closing teams in the country under the direction of Kelly and Longo. Dating back to the 2007 International Bowl, the Bearcats are 21-0 when entering the fourth quarter with a lead. When leading at halftime, UC is 19-2.

A recipient of the Collegiate Strength and Conditioning Coaches Association's Master Strength Coach Award, which is the highest achievement in the field, in May, 2001, Longo spoke at the 1993 National Strength and Conditioning Association convention on "Functional Speed Development for Football."

A 22-year coaching veteran, Longo has produced eight NFL Draft picks during his tenure at UC, including a school-record six picks in 2009. Connor Barwin (second), Kevin Huber (fifth), DeAngelo Smith (fifth), Brandon Underwood (sixth), Mike Mickens (seventh), and Trevor Canfield (seventh) were part of the 2009 draft class while Haruki Nakamura (sixth), and Angelo Craig (seventh) were selected in 2008.

Prior to joining the Bearcats, Longo worked with Kelly at Central Michigan where he mentored six NFL draft choices in his three years with the Chippewas, and won the 2006 Mid-American Conference Championship.

Longo served alongside legendary Iowa head coach Hayden Fry as strength and conditioning coach from June, 1988 until January, 1999. He played a key role in the Hawkeyes' development during the program's 1990 Big Ten championship season.

While working with the Hawkeyes, Longo was a part of seven bowl trips, including two stops at the Sun Bowl, and one appearance each in the Rose Bowl, Peach Bowl, Alamo Bowl, and the Holiday Bowl.

During his tenure with the football team, the Hawkeyes had more than 80 players drafted into the NFL. The victorious 1996 Alamo Bowl team had 19 former walk-ons on its 65-man squad.

A four-year starter on the Wayne State football team and twice its MVP, Longo set season and career receiving records. He was in training camps as a free agent with four professional teams in three different leagues.

Longo, who was a first-team all-state selection at Sterling Heights Stevenson (Wisc.) in 1976, began his professional career as an assistant strength and conditioning coach at Wisconsin in March, 1987, before moving to Iowa in 1988.

### THE PAUL LONGO FILE

#### PERSONAL INFORMATION

Wife: Shannon  
Children: Anthony and Natalie  
Education: Wayne State (1981), B.A.



#### COACHING EXPERIENCE

Years	Positions	School
1987	Strength Assistant Coach	Wisconsin
1988-1999	Strength Head Coach	Iowa
2004-06	Strength Head Coach	Central Michigan
2007-08	Director of Football Strength and Conditioning	Cincinnati



# BOB MANGINE

## FOOTBALL ATHLETIC TRAINER » EIGHTH SEASON

### THE BOB MANGINE FILE

#### PERSONAL INFORMATION

Date of Birth: June 18, 1952  
 Wife: Marsha Eifert-Mangine  
 Children: Matt, Mark, Robert, A.J., and Angela  
 Education: Pittsburgh (1977), B.S. in Athletic Training  
 Cincinnati (1980), M.Ed. in Physical Therapy



#### COACHING EXPERIENCE

Years	Positions	School
1975-77	Physical Therapist	Montefiore Hospital
1977-80	Director of Rehabilitation	Cincinnati
1980-82	Assistant Professor of Physical Therapy	Medical College of Virginia
1982-92	Director of Rehabilitation	Cincinnati Sports Medicine and Orthopaedic Center
1991-2008	Owner / Operator	NovaCare Rehabilitation
2002-07	Director of Rehabilitation	Cincinnati
2005-08	Athletics Trainer	Cincinnati

Bob Mangine's extensive experience in the field of athletic training makes him well-suited to recognize and treat injuries as well as advise on their prevention.

As athletic trainer for football, Mangine supervises a program that addresses the health and well-being of the Bearcats on a year-round basis by drawing from over three decades of experience in sports medicine.

Mangine, who assumed the football duties in 2005, has served as Director of Rehabilitative Services at the University of Cincinnati since 2002. He has worked with both amateur and professional athletes since 1976, when he first arrived at UC.

In 1982, he assisted in the development of the nationally-recognized Cincinnati Sports Medicine and Orthopaedic Center. After serving approximately 10 years with the organization, he started his own practice which merged with NovaCare Rehabilitation in 1998.

While he was a student at the University of Pittsburgh, Mangine launched his career in athletic training. He served as assistant athletic trainer of the Pittsburgh Condor Basketball Club and as head athletic trainer at the Community College of Allegheny County prior to graduation in 1977.

Mangine served as director of rehabilitation at UC from 1977-80 while earning his master's degree. After two years as an assistant professor of physical therapy at the Medical College of Virginia, he returned to Cincinnati to work in private clinics.

Mangine currently serves as National Director of Sports Physical Therapy Clinical Residency for NovaCare and is President of MBM Consultants, which provides educational management services for physical therapy and occupational therapy professionals.

A 25-year award recipient of the National Athletic Trainers Association, he was the head athletic trainer for the aquatic teams at the 1996 Olympics, and the Goodwill Games of 1986, 1990 and 1998. He is a charter member of the Sports Physical Therapy Section Hall of Fame and the Covington Catholic (Ky.) High School Athletics Hall of Fame.



# JOHN WIDECAN

ASSISTANT AD/FOOTBALL OPERATIONS » 21ST SEASON



John Widecan begins his 21st season with the University of Cincinnati Football Program.

As the Assistant Director of Athletics for Football Operations, he is in charge of the day-to-day operations for the team, including duties such as team travel, recruiting operations, events, camps, clinics, team schedule, technology, and other facets of the football program.

Widecan joined the Bearcats in 1989 as a graduate assistant football coach. He was promoted in 1991 to a full-time administrative position in which he assisted with day-to-day operations and assumed the duties of video director for the football team. Widecan was recognized as the 1997-98 Conference USA Video Coordinator of the Year by the Collegiate Sports Video Association.

As his responsibilities continued to expand, he was named the Director of Football Operations in 2000, and the program hired a video coordinator to handle the increased team video needs.

Prior to coming to UC, Widecan began his career as defensive line coach at his alma mater, Mercyhurst.

## THE JOHN WIDECAN FILE

### PERSONAL INFORMATION

Date of Birth: October 19, 1965

Wife: Michelle

Children: Mallory, Colin, and J.P.

Education: Mercyhurst (1988),  
B.S. in Mathematics  
Mercyhurst (1988),  
B.S. in Education  
Cincinnati (1990),  
M.A. in Criminal Justice

### COACHING EXPERIENCE

Years	Positions	School
1988	Defensive Line	Mercyhurst
1989-90	Graduate Assistant	Cincinnati
1991-2006	Administrative Coordinator	Cincinnati
2007-09	Assistant Athletics Director Football Operations	Cincinnati

A native of Wickliffe, Ohio, he was an all-conference and all-area performer at Wickliffe High. He earned *Football News* Division III all-America honors as well as all-ECAC acclaim at Mercyhurst.

He earned his bachelor's degrees in mathematics and education in 1988. He later received his master's degree in criminal justice from UC in 1990.

His family includes his wife, Michelle, and children Mallory, Collin, and J.P.

# BETH REX

FOOTBALL PROGRAM ASSOCIATE » SECOND SEASON



Beth Rex begins her second season as a football program associate, and her eighth overall at Cincinnati. In her current position as assistant to the head coach, Rex coordinates Brian Kelly's schedule and is responsible for all football staff and office operations as well as event planning.

Previously, she served as an athletic trainer for the Bearcats' football, baseball, women's basketball, men's soccer, tennis, men's and women's golf, cheerleading, and dance teams. Along with

her training work on the field, Rex managed the administrative responsibilities for the athletic training room. She oversaw the budget, handled all purchases and inventory and processed all medical claims for UC's student-athletes.

Rex came to Cincinnati with extensive experience at the college and professional level. Prior to arriving at Cincinnati, she spent two years as an assistant athletic trainer at Memphis. While there, she provided primary care assessment and treatment for baseball, women's basketball and men's soccer. During the spring of 2001, she also aided the Memphis Maniax of the XFL.

Rex earned her first full-time athletic training position at the College of Wooster in August of 1998. During her one year on the Division III campus, she managed the athletic training duties for 21 varsity sports.

A 1996 graduate of Cincinnati, Rex began her career as a graduate assistant at

## THE BETH REX FILE

### PERSONAL INFORMATION

Date of Birth: January 2, 1973

Husband: Byron

Education: Cincinnati (1996)  
B.S. in health promotion and education  
with emphasis in athletics training  
Eastern Kentucky (1997)  
M.S. in physical education  
with emphasis in sports administration

### EXPERIENCE

Years	Positions	School
1996-1997	Graduate Assistant	Eastern Kentucky
1997-1998	Continuing Education Assistant	National Athletic Trainers' Association
1998-1999	Assistant Athletics Trainer	College of Wooster
1999-2001	Assistant Athletics Trainer	Memphis
2001-2008	Athletics Trainer	Cincinnati
2005-2008	Adjunct Instructor	Cincinnati
2008-09	Football Program Associate	Cincinnati

Eastern Kentucky University. She earned her master's degree in one year and quickly moved on to the National Athletic Trainers' Association's national headquarters in Dallas in 1997.

A native of Tiffin, Ohio, she is married to Byron Rex.





# ANGELO COLOSIMO

DIRECTOR, DIVISION OF SPORTS MEDICINE » 19TH SEASON



Angelo J. Colosimo, M.D. is currently an Assistant Professor, Director of the Division of Sports Medicine, and Team Orthopaedic Surgeon for the University of Cincinnati and the Cincinnati Bengals Football Club. He is the co-director of the University of Cincinnati/Wellington Sports Medicine Fellowship.

Dr. Colosimo takes an active role in the Greater Cincinnati community by supporting and providing medical coverage for several area high schools.

A native of Yonkers, N.Y., Dr. Colosimo was a two-time first-team academic all-America running back at Colgate University. He signed as a free agent with the New England Patriots and eventually entered New York University School of Medicine, where he obtained his M.D.

Dr. Colosimo conducted his orthopaedic residency training at the Duke University Medical Center and assisted in the care of the Blue Devil athletics teams. Upon completion of his orthopaedic residency, he moved on to a Sports Medicine Fellowship with the Kentucky Sports Medicine Clinic in Lexington, Ky., and served as assistant orthopaedic surgeon to both Kentucky and Eastern Kentucky athletics.

Dr. Colosimo is a member of numerous societies, including The American Orthopaedic Society for Sports Medicine, Arthroscopy Association of North America, American Academy of Orthopaedic Surgeons and many others. He also is on the board for Greater Cincinnati Chapter of the National Football Foundation and College Hall of Fame.

As the director of the sports medicine division in the department of orthopaedics at the University of Cincinnati, Dr. Colosimo is involved in the education of residents and sports medicine fellows. He is involved in ongoing sports medicine research and lectures regionally and nationally on numerous sports medicine topics.



**JON DIVINE**  
TEAM PHYSICIAN



**MICHAEL SHAFFER**  
TEAM PHYSICIAN



**JIM ELLIS**  
TEAM OPTOMETRIST



**JEROME MCMAHON**  
TEAM DENTIST

# BARRY BOYD

HEAD EQUIPMENT MANAGER » THIRD SEASON



Barry Boyd is entering his third season as the head equipment manager at UC and his first working directly with the football team. Boyd handles all day-to-day aspects of the football program's equipment, including purchasing, maintenance, organization, and coordination of the 12-member student assistant program. He prides himself on fitting all student-athletes, coaches, and staff with the proper equipment and adidas apparel.

He also oversees the purchasing, storing, issuing, fitting and repairing of all athletics equipment and works directly with adidas to outfit all 18 Division I men's and women's sports in accordance with the NCAA, BIG EAST Conference and University rules and regulations.

His responsibilities for home and away games and practices consist of the setup and teardown of Nippert Stadium, UC's home and game locker rooms, as well as ensuring equipment is ready for travel. Boyd coordinates the logistical efforts for taking the Bearcats' equipment on the road with Bill Kissel, the owner of Bell Moving and Storage, located in Fairfield, Ohio.

Prior to joining the UC staff in August of 2007, Boyd served a year as the head equipment manager at the University of Tulsa, where he was responsible for outfitting all 18 of the Golden Hurricane squads.

He also had two stints at the United States Naval Academy, serving as an assistant equipment manager from 2005-06, and as an intern from 2003-04. He started his career at UCLA, working as an assistant equipment manager from 2004-05, and served as a student manager at Oklahoma State.

He has also worked a pair of internships in the NFL, spending time with the San Francisco 49ers in 2002, and the New Orleans Saints in 2001.

Boyd earned a bachelor's degree in mechanical engineering from Oklahoma State University in 2003. He became a certified member of the Athletic Equipment Managers Associated (AEMA) in 2004. He has a five-year old son, Isaiah M. McFarlin.

# JOHN SELLS

VIDEO COORDINATOR » THIRD SEASON



John Sells begins his third year as the video coordinator for the Cincinnati football program. He is responsible for the preparation of weekly scouting reports, film breakdown, implementation of recruiting weekends, motivation videos, daily practice video, and overseeing a staff of student assistants.

Sells served in a similar role at Western Michigan from 1999 through 2004. He was a part of back-to-back MAC West Division titles in each of his first two seasons working for Gary Darnell's

Broncos.

While in Kalamazoo, Sells implemented the XOS SportsPro editing system for football. He also recruited, supervised, and trained student assistants to aid in the video work associated with practices and games. His role also included maintaining the equipment and supplies, transportation, and setup of equipment on the road and tape exchanges for the Broncos.

Prior to joining Western Michigan's staff, Sells spent one season at East Carolina. As Director of Athletics Video, his duties entailed staffing and coordinating the video efforts at Pirate events. He moved to the Greenville, N.C., campus after serving two seasons as video coordinator at Ball State.

A former walk-on wide receiver, Sells was part of two Mid-American Conference championship teams at Ball State. He was a sophomore on the roster during the Cardinals' trip to the 1993 Las Vegas Bowl and was a graduate assistant when they returned to Las Vegas in 1996. He was forced to move to a student assistant's position for his senior season after a knee injury ended his playing career.



# GERRY BEAUCHAMP

RECRUITING ASSISTANT » SECOND SEASON



With over 10 years of local high school coaching experience, Gerry Beauchamp joins the Cincinnati football operations efforts for the 2008 season. Beauchamp aids Assistant Athletics Director John Widecan in all facets of football operations, including organization of summer camps, team travel, and recruiting visits.

Beauchamp spent four seasons as an assistant varsity coach at Mason High School, his alma mater. While at Mason, he worked directly with the receivers, mentoring the top three wide outs in

school history.

Beauchamp spent a year at Western Hills High School, where he coached both football and track and field. In 2006, he won a Kentucky state championship with Covington Catholic High School. Following a two-year stint at Covington Catholic, Beauchamp moved on to Shroder High School, where he served as varsity offensive coordinator as well as varsity and junior varsity quarterbacks and wide receivers coach.

Beauchamp is a 2006 graduate of the University of Cincinnati with a degree in psychology. He earned his master's degree in sport administration from Xavier University in Dec. 2008.

# JON CARPENTER

GRADUATE ASSISTANT » SECOND SEASON



After four seasons as a running back/linebacker for the Bearcats, Jon Carpenter trades in his helmet for a headset as he enters his second season as a defensive graduate assistant for Brian Kelly.

Carpenter made 72 tackles, including two sacks, while playing a key role on special teams coverage units throughout his Bearcats career. He was the recipient of the Jim Kelly Spirit Award in 2008.

A three-time BIG EAST All-Academic selection, Carpenter graduated in the spring of 2008 with a degree in industrial

management and a minor in mathematics.

Carpenter's father, Rob, played 11 seasons in the NFL, his older brother Bobby is a fourth-year member of the Dallas Cowboys and his younger brother George is a sophomore linebacker at Marshall University.

# MIKE DANIELS

STAFF ASSOCIATE » FIRST SEASON



Former University of Cincinnati letterwinner Mike Daniels enters his first season as a staff associate with the football program.

Daniels will assist the offensive staff in all aspects on and off the field. A 2007 UC graduate, Daniels spent 2008 working for the UC Alumni Association as a program coordinator handling major events, student outreach, and alumni programs in the Cincinnati region.

He was a four-year letterwinner (2003-07) as a wide receiver, running back, and return man, serving as team captain in 2007 and earning the Jim Kelly Spirit Award that same year.

He caught 24 balls for 223 yards and a touchdown as a receiver, and had a 19.4 career kickoff return average. He lost the better part of two seasons (2006-07) to injuries.

Daniels, a multiple-year honoree on the Bearcats Academic Honor Roll, earned his bachelor's degree in criminal justice from UC in 2007. He is working towards his master's degree in criminal justice at UC.

# JACOB FLINT

ASSISTANT STRENGTH COACH » THIRD SEASON



After spending four years as a member of the Central Michigan football program, Jacob Flint enters his third season as a member of the strength and conditioning staff at the University of Cincinnati.

A walk-on for the Chippewas, Flint was rewarded for his dedication to the football program with a scholarship from Brian Kelly's staff. A scout team contributor for three years, he continued his involvement with the program after exhausting his eligibility.

Flint worked as a student assistant, serving primarily in the weight room and assisting the development of the running backs for the 2006 campaign in which the Chippewas won both Mid-American Conference and Motor City Bowl titles.

A native of Shepherd, Mich., Flint graduated with honors from Central Michigan in 2007. A four-sport letterwinner at Shepherd High School, he was a two-time all-league running back. Flint earned all-state honors after leading the Bluejays to the state semifinals during his final prep campaign. He is married to the former Katie Schafer.

# MICHAEL PAINTER

STAFF ASSOCIATE » THIRD SEASON



Michael Painter is entering his third season as a staff associate at the University of Cincinnati. He will work with the defensive staff in 2009.

He served in a similar role for a year at Central Michigan, where he assisted in all facets of football operations. He was an integral part of the practice routine and managed the scout team defense and special teams units that helped the Chippewas win both the 2006 Mid-American Conference and Motor City Bowl titles.

A native of Sandusky, Ohio, Painter earned four varsity awards in football and track to go with two in basketball at Perkins High School.

Painter played football collegiately at Mount Union College, where he won an Ohio Athletic Conference Championship and a trip to the 2003 NCAA Division III National Championship game. An injury cut short his playing career, and he transferred to Bowling Green where he graduated magna cum laude with his degree in sport management in 2006.

Painter is continuing his education working towards a master's degree in criminal justice at UC.

# MARTY SPIELER

GRADUATE ASSISTANT » THIRD SEASON



A former player at Allegheny College, Marty Spieler is in his third season with the Bearcats.

Spieler works with the offensive staff, and the spent the spring of 2008 coaching the tight ends.


Prior to coming to Cincinnati, Spieler spent one season as offensive tackles and tight ends coach at his alma mater. He served as a graduate assistant at Georgia Southern, where he finished his degree in kinesiology with an emphasis in sports

psychology.

A Pittsburgh native, Spieler is a 2000 graduate of Woodland Hills High School.

While at Allegheny, Spieler was a three-year letterwinner with the Blue and Gold and was also an All-NCAC performer in the javelin for two years. He graduated in 2004 with a double major in psychology and religious studies and is married to the former Angela Teckmeyer.



**INTERIM UNIVERSITY PRESIDENT****MONICA RIMAI, JD**

Monica Rimai, JD, is the University of Cincinnati's Interim President. She has served as Senior Vice President for Administration and Finance at UC since 2006 and retains that title in addition to her presidential duties. She is the 26th president of UC.

She was initially recruited to the university in 2005. In her role in Administration and Finance, she has led the effort to restructure the university's finances, paying down a significant structural deficit, opening up participation in the budget-setting process, introducing performance-based budgeting, strengthening ethics and regulatory compliance, and reorganizing administrative areas for improved efficiency.

Prior to joining UC, Rimai spent five years at the University of Wisconsin-Milwaukee, including two years as interim Vice Chancellor for Administrative Affairs, the principal administrative officer for the university. Rimai has experience as an assistant U.S. attorney, municipal attorney and as an attorney in private practice.

She earned her JD degree from the University of Michigan in 1987, preceded by a bachelor's degree in history from the same university in 1984.

**FORMER UC PRESIDENTS**

<b>President</b>	<b>Years</b>
Nancy L. Zimpher .....	2003-2009
Joseph A. Steger .....	1984-2003
Henry R. Winkler .....	1977-1984
Warren G. Bennis .....	1971-1977
Walter C. Langsam .....	1955-1971
Raymond Walters .....	1932-1955
Herman Schneider .....	1928-1929; 1929-1932
Frederick C. Hicks .....	1920-1928
Charles W. Dabney .....	1904-1920
Joseph E. Harry .....	1904
Howard Ayers .....	1899-1904
Philip Van Ness Myers .....	1895-1896
William Oliver Sproul .....	1893-1894
Edward Wyllys Hyde .....	1892-1893; 1894-1895; 1896-1898
Wayland R. Benedict .....	1891; 1894
Jacob Dolson Cox .....	1885-1889
Thomas Vickers .....	1877-1884
Henry Turner Eddy .....	1874-1875; 1884; 1889-1891
George H. Harper .....	1873
Robert Buchanan .....	1867-1869
Rufus King .....	1860-1869
Thomas J. Biggs .....	1839-1845
Rev. William Holmes McGuffey .....	1836-1839
Bishop Philander Chase .....	1822-1823
Rev. Elijah Slack .....	1819-1822; 1823-1836

**UNIVERSITY BOARD OF TRUSTEES**

*H.C. "Buck" Niehoff, Esq.*  
Chair



*Sandra W. Heimann*  
Vice Chair



*C. Francis Barrett, Esq.*  
Secretary



*Margaret E. Buchanan*



*Stanley M. Chesley, Esq.*



*Gary Heiman*



*Thomas H. Humes*



*Robert E. Richardson, Jr.*



*Jeffrey L. Wyler*

**UNIVERSITY MISSION STATEMENT**

The University of Cincinnati serves the people of Ohio, the nation, and the world as a premier, public, urban research university dedicated to undergraduate, graduate, and professional education, experience-based learning, and research.

We are committed to excellence and diversity in our students, faculty, staff, and all of our activities. We provide an inclusive environment where innovation and freedom of intellectual inquiry flourish. Through scholarship, service, partnerships, and leadership, we create opportunity, develop educated and engaged citizens, enhance the economy and enrich our University, city, state and global community.

UNIVERSITY OF  
**Cincinnati**





## DIRECTOR OF ATHLETICS



A 24-year veteran of college athletics administration, Thomas was named as the University of Cincinnati's Director of Athletics on October 20, 2005. Since taking the reins of the department with 18

teams and 560 student-athletes, Thomas has championed student-athlete development and significant external growth, while also authoring a detailed plan for competitive success in the BIG EAST Conference and on the national level.

In May of 2006, Thomas introduced his vision for Bearcats Athletics, aptly titled CATAPULT. Thomas's five-year vision for UC's 18-sport intercollegiate program was launched on the six-month anniversary of his hiring. The plan focuses on three main initiatives: winning BIG EAST team championships, high-level academic achievement, and a comprehensive integration with the UC Campus and Greater Cincinnati Community.

CATAPULT - an acronym for championships, academics, and together - sets a goal that in the next five years UC will win a BIG EAST championship in every sport; UC's student-athletes will lead the general student body in graduation rate and grade-point average; and UC's student-athletes and coaches will engage the UC campus and the Cincinnati community in service.

By the end of 2008-09, the third year under the CATAPULT plan, UC's sports teams continue to excel in academics as 11 of the 18 sports programs achieved a grade-point average (GPA) of 3.0 or higher and the student-athletes continued to graduate at a rate of 16 percent higher than the overall student body. Those numbers will continue to grow as more and more students receive the benefits of the recently expanded and redefined academic services office and the NCAA CHAMPS/Life Skills program. In 2007-08, Cincinnati was second in the 16-member BIG EAST with five teams garnering BIG EAST Academic Excellence Awards for posting the highest grade-point average in their respective sports (football, men's cross country, women's golf, women's swimming and diving, and indoor track and field).

"It is exciting to see our student-athletes and staff working together and making significant progress in so many areas, so quickly," says Thomas. "We will continue to progress as we work

towards our collective goals in the three components of our CATAPULT vision."

The football team made program history in head coach Brian Kelly's third season at the helm. Kelly led UC to a school-record 11 wins in 2008, along with the school's first BIG EAST Conference Championship, and an appearance in the 75th FedEx Orange Bowl, the first Bowl Championship Series appearance by Cincinnati. The Bearcats' 21 wins since 2007-08 marks the best two-year stretch in school history, and the first time UC has won 10 or more games in back-to-back seasons.

The UC volleyball team also posted a historic year in the fall as it claimed its first BIG EAST title since joining the league and advanced to the second round of the NCAA Tournament for just the second time in program history. Four Bearcats earned conference honors, including Jessie Nevitt, who became the first player in UC volleyball history to earn first-team all-conference honors four times in a career.

All told, UC Athletics produced five all-Americans, one all-Region selection, and 28 all-BIG EAST honorees in 2008-09.

"Spreading the Bearcats' message is vital to our continued brand building efforts and our charge to reach out to our fans, alumni, and Greater Cincinnati Community and share the excitement of being a Bearcat," says Thomas. "I am very proud of the strides that we are making in all areas of UC Athletics. Our achievement is coming as a result of working together as a team. Our student-athletes and staff are setting the bar high and then reaching their goals, which is fun to be a part of."

In March 2007 UC Athletics was recognized in the 2006-07 Diversity in Athletics Award, presented by the Laboratory for Diversity in Sport at Texas A&M University. The award recognizes the NCAA Division I athletics departments that excel in various areas of diversity. UC was one of just 10 programs nationwide to earn the Diversity in Athletics Award for the graduation of African American male student-athletes.

On the external side, the University of Cincinnati is growing at a tremendous rate.

UC established single-season attendance records for football in each of the past two years, as it has posted eight of the Top-12 crowds in Nippert Stadium history. In just four years at UC, Thomas has seen the average attendance in football skyrocket as it has almost doubled (16,016 to 31,965).

In terms of donor development, the UCATS office has reached all-time highs for participation with over 3,800 donors joining the club in 2008-09 (double its total two years ago) and annual donations exceeding \$5 million. Thomas' work on the multi-phase "Raising the Bar" capital campaign, which will fund various initiatives for the football program, was crucial in program raising its first \$5 million over a six-week period.

Fundraising and major gifts are on-going processes at UC with plans to build a new outdoor sports complex with a bubble which will serve as a practice venue for football and a competition site for lacrosse. The department is also studying the potential renovations and or expansions of Nippert Stadium and Fifth Third Arena.

Those renovations are import because two months before the first football game of 2009, season ticket sales for UC football broke the all-time record (11,500) and were approaching 14,500 season ticket holders before the start of the 2009 season.

Beginning in the fall of 2008, all UC teams were outfitted exclusively in adidas footwear, uniforms, training apparel, and accessories as the department signed its first across-the-board shoe and apparel contract. The four-year, \$14.5 million contract aligns UC with other adidas marketing partners such as the NFL, MLS, and an 11-year exclusive all-league partnership with the NBA.

# MIKE THOMAS

## COLORADO STATE '83 » FIFTH YEAR

Later in 2008-09, Thomas reached an agreement with IMG College, a division of IMG Worldwide, for a new 12-year multimedia rights partnership worth more than \$30 million in guaranteed payments to the University.

Prior to coming to UC, Thomas spent five years as the Director of Athletics at the University of Akron and seven years as associate athletic director at the University of Virginia, an institution known for achieving impressive success both academically and athletically, before bringing that model to Akron. Virginia finished in the top 25 in the Director's Cup in each year of Thomas' tenure there while at the same time was in the top ten nationally in student-athlete graduation rates.

Under Thomas' direction, Akron rose from last place to second among Mid-American Conference schools in the Director's Cup annual rankings. Simultaneously, Akron vaulted from last to second place in the MAC Academic Achievement Awards. Thomas increased the financial base of the Akron athletics program through increasing corporate sponsorship levels by 500 percent and boosted annual giving to athletics to its highest level in the school's history. Community support was rallied, with marked increases shown in football and basketball attendance. During this time period, the Zips won their first MAC football championship and the hiring of men's basketball coach Keith Dambrot has led to unparalleled success on the hardwood.

Support services and facilities for academic support for student-athletes were significantly increased, which resulted in a significant improvement in grade point averages and graduation rates of UA student-athletes.

Thomas coordinated over \$140 million in facility construction and renovation, including \$25 million in capital improvements at Akron, including a new indoor fieldhouse, a football practice complex, and a softball facility. He also spearheaded the new football stadium and was instrumental in the initial fundraising and planning stages of the facility which is currently under construction on the Akron campus and set to open in the fall of 2009.

Recognized for his administrative acumen by his peers, Thomas presently serves on several national and conference committees, including the NCAA Division I Championship/Sports Management Cabinet (where he also serves as the NCAA men's basketball liaison to the cabinet), the NCAA Men's Basketball Issues Committee, and he also chairs the BIG EAST Championship and Competition Committee. Thomas has also previously served as a member of the NCAA Division I Championships/Competition Cabinet, the NCAA Division I Women's Basketball Issues Committee, the NCAA Division I Academics/Eligibility/Compliance Cabinet, the NCAA Postseason Bowl Licensing Subcommittee, and the Division 1A Athletics Director's Association Legislative Review Committee.

Twice during his career, Thomas has received distinction for his efforts and dedication as a director of athletics, garnering the General Robert R. Neyland Outstanding Athletics Director Award in 2005 at Akron and then again in April of 2008 at Cincinnati.

Prior to his experience at Virginia, Thomas spent seven years at the University of Denver as assistant athletic director for internal operations, and one year at the University of Iowa in marketing and promotions.

Thomas, 49, received his B.S. degree in Business Administration from Colorado State University in 1983, and his M.S. degree in Athletic Administration from Western Illinois University in 1986. He and his wife, Jennifer, have four children: Vince, Joey, Mick, and Meredith.

### THE MIKE THOMAS FILE

#### Personal Information

Wife: Jenifer  
Children: Vince, Joey, Mick, and Meredith  
Education: Colorado State (1983),  
B.S. in business administration  
Western Illinois (1986),  
M.S. in athletics administration

#### Experience YEARS

#### POSITIONS

#### SCHOOL

1985-86	Marketing and Promotions Associate	Iowa
1986-93	Assistant Director of Athletics	Denver
1993-00	Associate Director of Athletics	Virginia
2000-05	Director of Athletics	Akron
2005-08	Director of Athletics	Cincinnati



## SENIOR ADMINISTRATION

### BOB ARKEILPANE

*Deputy Director of Athletics*



Bob Arkeilpane joined the University of Cincinnati as Deputy Director of Athletics in December of 2005. He is the No. 2 administrator in charge of UC's 18-sport intercollegiate athletics program and oversees the daily operations of the athletics department.

Arkeilpane has three decades of Division I experience as a student-athlete, coach, and administrator. He joined the Bearcats Department of Athletics in 2005 after serving for three years as Associate Vice President of the UC Foundation, the private

sector fund-raising entity for the University of Cincinnati and its campuses, colleges, departments, and units. Arkeilpane previously had worked for the UC Foundation as college director of development and alumni affairs from 1987-91.

Arkeilpane made his return to UC after five successful years as Director of Athletics at the University of Buffalo. Arkeilpane was named officer-in-charge in UB's Division of Athletics and then served as interim athletics director for 10 months prior to being named director in February 1999. He was promoted to the helm of the Bulls' department of athletics after spending three years as Associate Athletics Director of Development at UB starting in 1995.

A native of Amherst, N.Y. and a standout high school football player at Sweet Home High School, he earned an athletics scholarship to Syracuse, where he was a starting defensive back for three seasons. He played with future NFL stars Art Monk, Joe Morris, and Gary Anderson — and against such big-name players as Warren Moon, Dan Marino, and Jim Kelly. Arkeilpane earned his bachelor's degree in 1981 from Syracuse. He earned his master's degree from Ohio University while serving as a graduate assistant football coach.

### MIKE WADDELL

*Senior Associate Director of Athletics/External Relations*



Mike Waddell joined the UC athletics family as senior associate director of athletics in March, 2006. His duties include oversight of the revenue generating areas of the department: marketing/fan development, ticketing/customer service, sports communications, information technology, the CAT TRACKS Wheels of Support program, and UC's profitable athletics licensing and merchandising efforts. He also directs UC's fundraising efforts with UC's Men's Track & Field/Cross-Country / Men's Swimming & Diving teams and serves as a member of UC's Campus Communications Cabinet.

Waddell has sport oversight over the UC men's soccer, men's and women's golf, and men's and women's swimming/diving teams. He also serves as the department's liaison with adidas, IMG College, ESPN and FS Ohio and is a member of the BIG EAST Golf Committee.

The North Carolina native came to UC from The University of Akron, where he served as the associate athletics director for external relations. UA's sports marketing revenues increased more than five-fold during Waddell's tenure via the creation of the TEAM AKRON corporate patron program.

A 1991 graduate of Guilford College (NC) where he was a two-time football letterman, Waddell is an active member of NACDA, and BCA, and serves on the American Cancer Society Board in Cincinnati and is a founding member of the Cincinnati Sports Professionals Network (CSPN). Waddell also is a coach with the Glen Este Youth Basketball Association and donates time to work with the Aubrey Rose Foundation, benefitting seriously ill children in the Tri-State Area.

### ANDY HURLEY

*Senior Associate Director of Athletics/Development*



Andy Hurley joined the University of Cincinnati in March of 2006 to head the Athletics Development office. His primary duties are centered on managing efforts to generate private, philanthropic support to assist UC's student-athletes and coaches in building championship caliber programs in the BIG EAST.

He came to UC after seven years at the University at Buffalo, where he served as UB's Director of Athletics Development since September of 1998 before being appointed an assistant athletics director of development in July of 2003.

Hurley earned his bachelor's degree from UB in 1984 and starred on the football team at defensive back, earning ECAC and Pizza Hut All-America honors in 1984. He received his master's degree in sports administration from the University of Massachusetts in 1987.

### DERRICK MAGEE

*Associate Director of Athletics/Chief Business Officer*



Derrick Magee joined the UC Department of Athletics in October of 2008 as the chief business officer. He develops and monitors the budget performance and strategic planning for the department of athletics and Fifth Third Arena, which encompasses UC's 18 sports and 15 administrative and support areas.

In addition, he oversees and coordinates the department's business, personnel, payroll, and ticket operations.

Magee is also responsible for preparing all University, BIG EAST Conference, NCAA, and public financial reports for the department.

He joined UC from the University of the Pacific where he was the assistant director of athletics for finance and internal affairs since 2006. In June 2009, he graduated from the NCAA Leadership Institute for Ethnic Minority Males and Females and was named vice president of the Collegiate Athletic Business Management Association (CABMA).

Magee graduated in 2000 with a bachelor's degree in physical education/sport management from Florida A&M University and was a member of the basketball team. He went on to earn his M.B.A. from California State University Stanislaus in August of 2005 and is currently working on his doctorate in higher education administration through the University of the Pacific.

### ROBIN MARTIN

*Associate Director of Athletics/Senior Woman Administrator*



Robin Martin, who has three years of experience as a director of athletics at two institutions, and over 15 years of experience in the field of athletics, took over as UC's Associate AD and Senior Woman Administrator in August, 2007. Martin currently manages 10 of the 18 intercollegiate sport programs and provides supervision for compliance, academics, and CHAMPS/Life Skills.

Prior to coming to UC, Martin was the Director of Athletics at Holy Names University, where she was the first African-American woman to ever hold the position. There, she was the oversight of 10 intercollegiate sports programs, intramurals and recreation, and served as the facilities manager. Under her leadership, the HNU athletics department produced four conference championships, four conference MVP's, and three regional championship appearances.

Prior to HNU, Martin served as the Director of Athletics and head women's basketball coach at Dillard University in New Orleans. Under her direction the department garnered one of the highest student-athlete graduation rates in the nation.

Martin is an integral part of the UC community as well as in Greater Cincinnati, serving in various leadership roles on local boards and committees.

A former basketball coach for 10 years and a Division I basketball player at the University of New Orleans, Martin received a bachelor of arts degree in English and a master's degree in education. Martin was recently accepted into the Urban Education Leadership PhD. program at UC.



## DAN KRONE



### *Assistant Director of Athletics/Facilities and Operations*

Dan Krone joined the University of Cincinnati as the Assistant Director of Athletics for Facilities and Operations in May of 2007. Krone is responsible for the staff which operates all of the athletics facilities, including Nippert Stadium and Fifth Third Arena. He is involved with security, parking, ushers, and all aspects of game-day operations for UC events. His duties also include oversight of the strength and conditioning facility/program, the equipment room, as well as any new construction and renovations involving athletics.

Krone comes to Cincinnati after spending four years at the University of Akron where he was the director of the athletics fieldhouse and building services. There, he oversaw all aspects of Akron's 157,000-square foot, state-of-the-art field house which includes a 120-yard football field, a 300-meter track, four batting cages, 8,000-square foot strength and conditioning room, and locker rooms.

A former college basketball player at Bethany College in Lindsborg, Kan., Krone earned his bachelor's degree from there in 1983 in recreational sports administration. He went on to pick up his master's degree from Eastern Michigan in 1990.

## MICHAEL HARRIS



### *Assistant Director of Athletics/Sports Communications*

Michael Harris joined the University of Cincinnati as Assistant Athletics Director for Sports Communications in April of 2007.

Harris' responsibilities include directing Cincinnati's sports communications department and assisting with the continued development of UC Athletics multimedia, most notably GoBEARCATS.com. He will also serve as a media contact for the Bearcats basketball program.

No stranger to the Cincinnati media, Harris, a native of Springboro, Ohio, worked at Miami University (Ohio) for six years (2001-2007) as an assistant director of athletics, overseeing various media relations and marketing roles. Harris helped the RedHawks realize unprecedented growth in season ticket and attendance numbers, doubling the season ticket base and setting all-time highs for ticket revenue.

Harris is a 1995 graduate of Miami where he earned a bachelor of science degree in organizational behavior.

## DR. FRITZ RUSS



### *Faculty Athletics Representative*

President Nancy L. Zimpher appointed Dr. Fritz Russ, Professor of Marketing, as the faculty athletics representative for the Cincinnati Department of Athletics, effective February 1, 2007.

Academic integrity, institutional control of the athletics program, and promotion of student-athlete welfare are a FAR's major focus.

The position's duties include being a liaison between academics and athletics; serving on UC's Athletics Advisory Council; assisting in institutional certification processes; participating in compliance

reviews; monitoring student-athletes' academic performance and their welfare; assessing and advising on NCAA and conference policies; and attending conference and NCAA meetings.

Russ, who joined the UC faculty in 1989, has previously served the university as Senior Vice Provost, as Dean of the College of Business and as Marketing Department Head. He currently teaches undergraduate and graduate courses in international marketing and in marketing research. An active researcher, he is also involved in the business community through consulting and corporate boards.

Before coming to the University of Cincinnati, he was a chaired professor at the University of North Carolina, where he also participated for four years on the university's faculty athletics committee. Russ earned a bachelor's degree from Eckerd College and a master's and doctorate from Carnegie-Mellon University.

## HEAD COACHES



*Janet Carl  
Men's & Women's Golf*



*Hylton Dayes  
Men's Soccer*



*Monty Hopkins  
M & W Swimming & Diving*



*Bill Schnier  
Men's T&F/Cross Country*



*Reed Sunahara  
Volleyball*



*Brian Cleary  
Baseball*



*Tabby Fagan  
Cheerleading*



*Brian Kelly  
Football*



*Susan Seaton  
Women's Track & Field*



*Lellie Swords  
Lacrosse*



*Mick Cronin  
Men's Basketball*



*Jamelle Elliott  
Women's Basketball*



*Michelle Salmon  
Women's Soccer*



*Lisa Spears  
Dance*



*Angela Wilson  
Tennis*



## ATHLETICS STAFF



*Beth Hussey*  
Assistant to the AD



*Todd Jones*  
Director of Academic  
Services



*Lori Wright*  
Learning Specialist/Tutor  
Coordinator



*Andy Espelage*  
Athletics Academic Advisor



*Angela Langreck*  
Athletics Academic Advisor



*Sara Piepho*  
Athletics Academic Advisor



*Keri Thoman*  
Athletics Academic Advisor



*Shintara Carpenter*  
CHAMPS/Life Skills  
Coordinator



*Omar Banks*  
Director of Business Affairs



*Kim Miller*  
Senior Accountant



*Sandra Merchant*  
Accountant



*Nick Bowes*  
Accountant



*Kami Little*  
Athletics HR Liaison



*Kelly Stansberry*  
Travel Coordinator



*Maggie McKinley*  
Asst. Director of Athletics/  
Compliance



*Deborah Gray*  
Coordinator of Eligibility  
and Financial Aid



*Ann Orme*  
Administrative Coordinator  
Compliance



*Caitlin Stoffer*  
Asst. Director of Compliance



*Jeff Hericks*  
Equipment Manager  
Olympic Sports



*Ron Lehman*  
Equipment Manager  
Olympic Sports



*Jason Buken*  
Asst. Equipment Manager  
Olympic Sports



*Linda Neal*  
Asst. Operations Manager



*Scott Wilhoit*  
Asst. Administrative Coordinator  
Facilities and Operations



*Bill Frigge*  
Director of Technology/  
Video Board Operations



*John Mason*  
VP/General Manager IMG  
College



*Brian Florko*  
Accountant Executive  
IMG College



*Joe Gallagher*  
Accountant Executive  
IMG College



*Rachel Cravens*  
Fulfillment Coordinator  
IMG College



*Leslie Wenert*  
Asst. Director/Marketing &  
Fan Development



*Meagan Kantor*  
Manager/Customer Service  
& Ticket Operations



*Lindsey Delscamp*  
Asst. Manager/Customer  
Service & Ticket Operations



*Greg Harrell*  
Manager/Group Sales &  
Promotions



*Brad Wurthman*  
Manager/Group Sales &  
Promotions



*Emily Begley*  
Manager/Group Sales &  
Promotions



*Melissa Kopriva*  
Manager/Group Sales &  
Promotions



*Ryan Koslen*  
Associate Director  
Sports Communications



*Lara Thornton*  
Associate Director  
Sports Communications



*John Berry*  
Assistant Director  
Sports Communications



*Jeremy Martin*  
Assistant Director  
Sports Communications



*Tom Gelehrter*  
Manager/New Media



*Jeff Carrico*  
Asst. Director of Athletics/  
Sports Medicine



*Jeff Smith*  
Asst. Director of Athletics/  
Development



*Jennifer Gardner*  
Asst. Director of Athletics/  
Development



*TJ Feuerbach*  
Assistant Director  
Athletics Development



*Chris Pyles*  
Assistant Director  
Athletics Development



*Bryan Allen*  
Administrative Coordinator  
Athletics Development



*Sherry Murray*  
Administrative Coordinator  
Athletics Development




*Dave Andrews*  
Head Olympic Strength &  
Conditioning Coach



*Kelly Howe*  
Associate Olympic Strength &  
Conditioning Coach



*Curtis Bostic*  
Assistant Strength Coach



## UCATS

### OUR MISSION

To provide financial support to fund student-athlete scholarships and special needs of the athletics department; while fostering camaraderie, sportsmanship, and school spirit among students, faculty & staff, alumni and friends of the University of Cincinnati athletics programs.

### GROWING UCATS

UCATS was established in 1979 to provide student-athletes at the University of Cincinnati with the finest scholastic and athletic resources possible. The private support we received from donors enables us to provide deserving student-athletes with the necessary tools to be successful in their respective sport, in the classroom, and in the community.

Increasing the number of memberships in UCATS is critical to building an economic model that will support the long-term growth of UC Athletics. In 2006-07, UC ranked last compared to football playing schools in number of donors to athletics. Although membership in UCATS has grown by 34 percent in the past year, our goal must be to join our BIG EAST peers and provide 100 percent of the scholarship funding needs to attract the best and brightest athletes to our program.

### SUPPORT YOUR TEAM


Once again UCATS is offering the opportunity to direct your support to one of your favorite athletics programs as well as cheerleading, dance team, and athletics training. Each program has identified needs specific to their program that will accelerate their pursuit of the CATAPULT ideals of winning BIG EAST championships and earning distinction in the classroom and working together in the community. (Please note donations designated to a specific program will NOT count toward season ticket tier requirements).

### CONTACT UCATS

2751 O'Varsity Way  
Room 470

Richard E. Lindner Center  
Cincinnati, OH 45221-0021  
513-556-4884  
(877) 55-UCATS  
[www.UCATS.net](http://www.UCATS.net)

## UCATS BOARD OF DIRECTORS



*Jim Amann*



*Jerry Atkins*



*Nancy Blum*



*Ross Bushman*



*Maria Cholak*



*John Courter*



*Gary Johns*



*Shenan Murphy*



*Tim Murphy*



*Kevin O'Brien*



*Fritz Russ, Ph.D.*



*Jeff Schaeper*



*Will Schwartz*



*Greg Wolf*



*Mike Ziegler*





CINCINNATI

8





## SEASON REVIEW

### A SEASON TO REMEMBER ...

- UC, the 2008 BIG EAST Conference Champions, achieved a school-record 11 victories, while posting back-to-back 10-win seasons for the first time in school history.
- The Bearcats also won the school's first outright conference championship since 1964, and earned the school's first berth in a Bowl Championship Series game, playing against Virginia Tech in the 75th FedEx Orange Bowl.
- Cincinnati held down a postseason ranking of No. 17 in both polls after the bowl season, tying the top postseason ranking in school history and marking the first time UC was ranked in both end-of-season polls in school history.
- UC finished the regular season on a six-game winning streak and captured all three of its rivalry trophies for the first time in the same season – the Victory Bell (Miami [OH]), Keg Of Nails (Louisville), and River City Rivalry (Pittsburgh).
- Following the close of the regular season, head coach Brian Kelly was named the BIG EAST Coach of the Year for the second straight season. He also earned American Football Coaches Association (AFCA) Region 1 Coach of the Year honors, and was named BIG EAST Coach of the Year by *Sporting News*.

### HUBER HITS HIS MARK ...

- Punter Kevin Huber put together a bit of history in 2008 as the McNicholas HS product became the first native of Cincinnati to earn First-Team *Associated Press* all-America honors twice.
- Huber also became the first UC player to be named an American Football Coaches Association First-Team all-America honoree. The First-Team all-BIG EAST honoree earned five first-team all-America nods in 2008.

### AN ALL-AMERICA NOTE ...

- UC had three AP all-America honorees for the first time in school history as Huber was joined by second-team selection Trevor Canfield and third-team honoree Mike Mickens.

### UC SHUFFLES QUARTERBACKS TO PERFECTION ...

- UC used five quarterbacks through the 2008 season—Chazz Anderson, Zach Collaros, Dustin Grutza, Demetrius Jones, and Tony Pike.
- Despite the different signal callers, UC ranked second in the BIG EAST in passing offense (253.0) and third in passing efficiency (136.3).

### MICKENS BECOMES ALL-TIME INTERCEPTION LEADER ...

- Cornerback Mike Mickens snagged four interceptions on the year, becoming UC's career leader with 14, passing Blue Adams (1998-02) who had 12.

### GILYARD HAS RECORD-SETTING CAMPAIGN ...

- Wide receiver/kick returner Mardy Gilyard had a breakout year in 2008, catching 81 passes for a school-record 1,276 yards along with a team-high 11 touchdowns.
- He also returned 36 kicks for a school-record 994 yards and a pair of touchdowns.
- He was named BIG EAST Special Teams Player of the Year and earned first-team all-BIG EAST honors as both a kick returner and wide receiver.

### GILYARD & GOODMAN FORM DYNAMIC DUO ...

- Mardy Gilyard (1,276) and Dominick Goodman (1,028) both had 1,000-yard receiving campaigns in 2008, the first time a UC duo has eclipsed that mark since Jim O'Brien (1,107) and Tom Rossley (1,072) did it in 1968.

### HOME FIELD ADVANTAGE ...


- UC won all of its home games in 2008, the first time since 2000 that the Bearcats went undefeated in Nippert Stadium.
- Eight of the Top-12 crowds in Nippert history, including a stadium record of 35,098 against Pittsburgh in 2008, have occurred during the Brian Kelly era.
- With an average of 31,964 fans in six home games in 2008, UC established a single-season attendance record, topping the 2007 average of 30,246.
- During Brian Kelly's tenure as head coach, UC holds a 10-2 mark at Nippert Stadium.

### UC EARNS AFCA GRADUATION RECOGNITION ...

- UC received 2008 American Football Coaches Association (AFCA) Academic Achievement honorable mention accolades for its graduation success rate of over 90 percent for the entering class of 2001.
- UC was one of seven programs nationally, including Colorado, Duke, Navy, Notre Dame, Rutgers, and Vanderbilt, to achieve over the 90 percent plateau.

### RECORD-SETTING NFL DRAFT FOR UC ...

- UC had its best-ever showing in April's NFL Draft when six former players, Connor Barwin (second-Texans), Kevin Huber (fifth-Bengals), DeAngelo Smith (fifth-Cowboys), Brandon Underwood (sixth-Packers), Mike Mickens (seventh-Cowboys), and Trevor Canfield (seventh-Cardinals) were selected.
- UC's six overall draft choices were the most in school history, bettering the old mark of five, which had occurred three times—1998, 1960, and 1947.
- The six selections were the most of any BIG EAST school, and the Bearcats were one of nine institutions in the nation with six or more players drafted.



Dominick Goodman



Mike Mickens



Dustin Grutza



Kevin Huber

**NATIONAL AWARDS***AFCA All-America Team*

Kevin Huber, P

*AFCA Region 1 Coach of the Year*

Brian Kelly

*FWAA All-America Team*

Kevin Huber, P

*Associated Press All-America, First Team*

Kevin Huber, P

*Associated Press All-America, Second Team*

Trevor Canfield, OG

*Associated Press All-America, Third Team*

Mike Mickens, CB

*Phil Steele All-America, First Team*

Kevin Huber, P

*Phil Steele All-America, Fourth Team*

Mardy Gilyard, KR

*Rivals.com All-America, First Team*

Mardy Gilyard, KR

Kevin Huber, P

*Rivals.com All-America, Third Team*

Mike Mickens, CB

*American Football Monthly Schutt Sports FBS Coach of the Year*

Brian Kelly

*Sporting News All-America, Second Team*

Kevin Huber, P

*Sporting News BIG EAST Coach of the Year*

Brian Kelly

*Walter Camp All-America, Second Team*

Mike Mickens, CB

**BIG EAST HONORS***BIG EAST Coach of the Year*

Brian Kelly

*BIG EAST Special Teams Player of the Year*

Mardy Gilyard, KR

*First Team*

Connor Barwin, DE

Mardy Gilyard, KR &amp; WR

Kevin Huber, P

Mike Mickens, CB

Brandon Underwood, S

*Second Team*

Terrill Byrd, DT

Trevor Canfield, OL

Dominick Goodman, WR

Tony Pike, QB

*BIG EAST Offensive Player of the Week*

Dustin Grutza, QB, vs. Eastern Kentucky, Sept. 2

*BIG EAST Defensive Player of the Week*

Aaron Webster, S, at West Virginia, Nov. 9

*BIG EAST Special Teams Player of the Week*

Mardy Gilyard, KR, at Oklahoma, Sept. 8

Connor Barwin, DE, at Marshall, Oct. 6

Kevin Huber, P, vs. Rutgers, Oct. 13

Mardy Gilyard, KR, at West Virginia, Nov. 9

Jake Rogers, K, vs. Syracuse, Nov. 30



Cedric Tolbert

*BIG EAST Conference Football All-Academic Team*

Chazz Anderson, QB

Robby Armstrong, LB

Zach Collaros, QB

John Goebel, RB

Alex Hoffman, OL

Kevin Huber, P

Jeff Linkenbach, OL

Ryan Manalac, LB

JK Schaffer, LB

DeAngelo Smith, DB

Cedric Tolbert, DB

**CINCINNATI TEAM AWARDS***Claude Rost Award – Most Valuable Player*

Connor Barwin, DE Sr.

*John Pease Award – Most Outstanding Lineman*

Terrill Byrd, DL Sr.

Jeff Linkenbach, OL Jr.

*Brig Owens Award – Most Outstanding Back*

DeAngelo Smith, CB Sr.

*Outstanding Receiver*

Dominick Goodman, WR Sr.



Ryan Manalac

*C-Club Strothman Award – Academic Excellence*

Ryan Manalac, LB Sr.

*Captain's Trophy*

Dustin Grutza, QB Sr.

DeAngelo Smith, CB Sr.

*Jim Kelly Coaches Spirit Award*

Dustin Grutza, QB Sr.

Lamonte Nelms, DE Sr.

*Glenn Sample Community Service Award*

Mardy Gilyard, WR Jr.



Brandon Underwood

*Special Teams Player of the Year*

Brandon Underwood, S Sr.

*Newcomer of the Year*

Dominique Battle, CB Fr.

*Offensive Scout Team Player of the Year*

Danny Milligan, WR Fr.

*Defensive Scout Team Player of the Year*

Walter Stewart, LB Fr.

**POSTSEASON GAME PARTICIPANTS***Senior Bowl*

Connor Barwin, DE

Trevor Canfield, OL

Kevin Huber, P

Mike Mickens, CB

DeAngelo Smith, CB

*East-West Shrine Game*

Brandon Underwood, CB



## STATISTICS

## REGULAR SEASON RESULTS (11-3, 6-1 BIG EAST)

Date	Opponent	Location	Result	TV	Attendance
08/28	Eastern Kentucky	Nippert Stadium	W, 40-7	-	26,913
09/06	at No. 4/4 Oklahoma	Memorial Stadium	L, 26-52	ABC	84,476
09/20	Miami (OH)	Nippert Stadium	W, 45-20	ESPN360	31,629
09/27	at Akron	Rubber Bowl	W, 17-15	FSN Ohio	16,927
10/03	at Marshall	Joan C. Edwards Stadium	W, 33-10	ESPN	29,237
10/11	Rutgers*	Nippert Stadium	W, 13-10	BE Network	32,370
10/25	at Connecticut*	Rentschler Field	L, 16-40	BE Network	40,000
10/30	No. 24/23 USF*	Nippert Stadium	W, 24-10	ESPN	31,175
11/08	at No. 20/23 West Virginia*	Milan Puskar Stadium	W, 26-23 (OT)	ESPNU	59,834
11/14	at Louisville*	Papa John's Cardinal Stadium	W, 28-20	ESPN2	37,822
11/22	Pittsburgh*	Nippert Stadium	W, 28-21	ESPN2	35,098
11/29	Syracuse*	Nippert Stadium	W, 30-10	BE Network	34,603
12/06	at Hawai'i	Aloha Stadium	W, 29-24	ESPN2	40,549
01/01	vs. No. 21/19 Virginia Tech^	Dolphin Stadium	L, 7-20	FOX	73,602

\*-BIG EAST game; ^- 75th FedEx Orange Bowl (Miami, Fla.)

## INDIVIDUAL STATISTICS

RUSHING	GP	Att	Gain	Loss	Net	Avg	TD	Long	Avg/G
RAMSEY, Jacob	14	152	708	44	664	4.4	2	25	47.4
GOEBEL, John	14	133	625	18	607	4.6	7	37	43.4
PEAD, Isaiah	7	30	203	9	194	6.5	0	38	27.7
JOHNSON, Scott	10	11	83	4	79	7.2	1	50	7.9
GRUTZA, Dustin	5	21	87	36	51	2.4	2	11	10.2
PIKE, Tony	12	56	170	123	47	0.8	1	14	3.9
COLLAROS, Zach	8	6	29	0	29	4.8	0	9	3.6
BARNETT, Marcus	14	5	19	6	13	2.6	0	13	0.9
WAUGH, Marcus	13	2	11	0	11	5.5	0	7	0.8
GILYARD, Mardy	14	2	10	0	10	5.0	0	6	0.7
JONES, D.	5	1	5	0	5	5.0	0	5	1.0
ANDERSON, Chazz	3	23	45	83	-38	-1.7	2	9	-12.7
<b>Total</b>	<b>14</b>	<b>455</b>	<b>1,995</b>	<b>348</b>	<b>1,647</b>	<b>3.6</b>	<b>15</b>	<b>50</b>	<b>117.6</b>
<b>Opponents</b>	<b>14</b>	<b>482</b>	<b>2,025</b>	<b>432</b>	<b>1,593</b>	<b>3.3</b>	<b>13</b>	<b>58</b>	<b>113.8</b>

PASSING	G	Effic	Cmp-Att-Int	Pct	Yds	TD	Lng	Avg/G
PIKE, Tony	12	136.39	199-324-11	61.4	2,407	19	67	200.6
ANDERSON, Chazz	3	120.37	46-75-3	61.3	520	2	41	173.3
GRUTZA, Dustin	5	166.65	44-66-1	66.7	613	5	69	122.6
COLLAROS, Zach	8	29.20	1-4-0	25.0	2	0	2	0.2
<b>Total</b>	<b>14</b>	<b>136.30</b>	<b>290-472-15</b>	<b>61.4</b>	<b>3,542</b>	<b>26</b>	<b>69</b>	<b>253.0</b>
<b>Opponents</b>	<b>14</b>	<b>112.53</b>	<b>268-477-17</b>	<b>56.2</b>	<b>2,897</b>	<b>18</b>	<b>61</b>	<b>206.9</b>

RECEIVING	G	No.	Yds	Avg	TD	Long	Avg/G
GOODMAN, Dominick	14	84	1,028	12.2	7	49	73.4
GILYARD, Mardy	14	81	1,276	15.8	11	69	91.1
BARNETT, Marcus	14	30	277	9.2	1	27	19.8
GOEBEL, John	14	26	283	10.9	0	66	20.2
GUIDUGLI, Ben	14	18	229	12.7	1	33	16.4
WOODS, D.J.	14	14	168	12.0	0	24	12.0
RAMSEY, Jacob	14	13	95	7.3	1	15	6.8
ALLI, Kazeem	13	12	124	10.3	3	24	9.5
HOWARD, Charley	13	3	15	5.0	0	7	1.2
WAUGH, Marcus	13	2	11	5.5	0	8	0.8
PEAD, Isaiah	7	2	11	5.5	0	8	1.6
ROBINSON, A.	7	1	12	12.0	0	12	1.7
BINNS, Armon	9	1	10	10.0	0	10	1.1
BARWIN, Connor	14	1	1	1.0	1	1	0.1
JOHNSON, Scott	10	1	1	1.0	0	1	0.1
FERGUSON, D.	11	1	1	1.0	1	1	0.1
<b>Total</b>	<b>14</b>	<b>290</b>	<b>3,542</b>	<b>12.2</b>	<b>26</b>	<b>69</b>	<b>253.0</b>
<b>Opponents</b>	<b>14</b>	<b>268</b>	<b>2,897</b>	<b>10.8</b>	<b>18</b>	<b>61</b>	<b>206.9</b>

## TEAM STATISTICS

	UC	OPP
<b>SCORING</b> .....	362	282
Points Per Game .....	25.9	20.1
<b>FIRST DOWNS</b> .....	272	246
Rushing .....	99	86
Passing .....	155	135
Penalty .....	18	25
<b>RUSHING YARDAGE</b> .....	1,647	1,593
Yards gained rushing .....	1,995	2,025
Yards lost rushing .....	348	432
Rushing Attempts .....	455	482
Average Per Rush .....	3.6	3.3
Average Per Game .....	117.6	113.8
TDs Rushing .....	15	13
<b>PASSING YARDAGE</b> .....	3,542	2,897
Att-Comp-Int .....	472-290-15	477-268-17
Average Per Pass .....	7.5	6.1
Average Per Catch .....	12.2	10.8
Average Per Game .....	253.0	206.9
TDs Passing .....	26	18
<b>TOTAL OFFENSE</b> .....	5,189	4,490
Total Plays .....	927	959
Average Per Play .....	5.6	4.7
Average Per Game .....	370.6	320.7
KICK RETURNS: #-Yards .....	54-1,306	61-1,233
PUNT RETURNS: #-Yards .....	37-352	18-127
INT RETURNS: #-Yards .....	17-333	15-151
KICK RETURN AVERAGE .....	24.2	20.2
PUNT RETURN AVERAGE .....	9.5	7.1
INT RETURN AVERAGE .....	19.6	10.1
FUMBLES-LOST .....	30-15	19-5
PENALTIES-Yards .....	99-903	86-709
Average Per Game .....	64.5	50.6
PUNTS-Yards .....	61-2,717	90-3,678
Average Per Punt .....	44.5	40.9
Net punt average .....	41.5	36.3
TIME OF POSSESSION/Game .....	28:50	31:10
3RD-DOWN Conversions .....	58/174	66/213
3rd-Down Pct .....	33%	31%
4TH-DOWN Conversions .....	9/21	11/21
4th-Down Pct .....	43%	52%
SACKS BY-Yards .....	39-271	31-225
MISC YARDS .....	0	37
TOUCHDOWNS SCORED .....	45	32
FIELD GOALS-ATTEMPTS .....	16-23	19-23
ON-SIDE KICKS .....	0-0	2-3
RED-ZONE SCORES .....	40-49 (82%)	36-45 (80%)
RED-ZONE TOUCHDOWNS .....	30-49 (61%)	25-45 (56%)
PAT-ATTEMPTS .....	40-43 (93%)	29-30 (97%)
<b>ATTENDANCE</b> .....	191,788	308,845
Games/Avg Per Game .....	6/31,965	7/44,121
Neutral Site Games .....		1/73,602

## SCORE BY QUARTERS

	1st	2nd	3rd	4th	OT	Total
Cincinnati	85	119	82	70	6	362
Opponents	55	55	85	84	3	282



## UC IN THE BIG EAST/NCAA RANKINGS

Category	No.	National	Conference
Rushing Offense	117.6	95	8
Passing Offense	253.0	26	2
Total Offense	370.6	52	4
Scoring Offense	25.8	55	4
Rushing Defense	115.0	19	3
Pass Efficiency Def.	112.3	27	3
Total Defense	321.9	31	4
Scoring Defense	20.1	25	5
Net Punting	41.5	1	1
Punt Returns	9.5	49	3
Kickoff Returns	24.2	13	1
Turnover Margin	-0.6	93	6
Pass Defense	206.9	57	6
Passing Efficiency	136.3	32	3
Sacks	2.9	9	1
Tackles For Loss	6.7	23	1
Sacks Allowed	2.2	82	5

## INDIVIDUAL

## Rushing

Ramsey	47.4	-	7
Goebel	43.4	-	10

## Passing Efficiency

Pike	136.4	35	3
------	-------	----	---

## Total Offense

Pike	204.5	67	4
------	-------	----	---

## Receptions Per Game

Goodman	6.5	25	2
Gilyard	5.8	37	3

## Receiving Yards Per Game

Gilyard	91.1	14	2
Goodman	79.1	35	3

## Interceptions

Mickens	0.4	36	2
Underwood	0.3	t-82	5

## Punting

Huber	45.0	7	1
-------	------	---	---

## Punt Returns

D. Smith	9.1	48	4
----------	-----	----	---

## Kickoff Returns

Gilyard	27.6	11	1
---------	------	----	---

## Field Goals

Rogers	1.1	t-48	5
--------	-----	------	---

## All-Purpose Runners

Gilyard	162.9	11	2
---------	-------	----	---

## Sacks

Barwin	0.9	16	1
Nelms	0.5	t-82	6
Byrd	0.4	t-96	t-9

## Tackles For Loss

Nelms	1.1	t-52	6
Barwin	1.0	t-74	t-8

PUNTING	No.	Yds	Avg	Long	TB	FC	I20	50+	Blkd
HUBER, Kevin	60	2,697	45.0	64	3	13	24	20	0
<b>Total</b>	<b>61</b>	<b>2,717</b>	<b>44.5</b>	<b>64</b>	<b>3</b>	<b>13</b>	<b>24</b>	<b>20</b>	<b>1</b>
<b>Opponents</b>	<b>90</b>	<b>3,678</b>	<b>40.9</b>	<b>61</b>	<b>3</b>	<b>30</b>	<b>21</b>	<b>18</b>	<b>3</b>

SCORING	TD	FGs	Kick	Rush	Rcv	Pass	DXP	Saf	Points
ROGERS, Jake	0	16-23	34-36	0-0	0	0-0	0	0	82
GILYARD, Mardy	13	0-0	0-0	0-0	0	0-0	0	0	78
GOEBEL, John	7	0-0	0-0	0-0	0	0-0	0	0	42
GOODMAN, D.	7	0-0	0-0	0-0	0	0-0	0	0	42
ALLI, Kazeem	3	0-0	0-0	0-0	0	0-0	0	0	18
<b>Total</b>	<b>45</b>	<b>16-23</b>	<b>40-43</b>	<b>0-0</b>	<b>0</b>	<b>0-1</b>	<b>0</b>	<b>2</b>	<b>362</b>
<b>Opponents</b>	<b>32</b>	<b>19-23</b>	<b>29-30</b>	<b>1-2</b>	<b>0</b>	<b>0-0</b>	<b>0</b>	<b>1</b>	<b>282</b>

FIELD GOALS	FGM-FGA	Pct	01-19	20-29	30-39	40-49	50+	Lg	Blk
ROGERS, Jake	16-23	69.6	1-1	2-3	4-6	6-9	3-4	54	2

## TOTAL OFFENSE (Min. 15.0 ypg)

	G	Plays	Rush	Pass	Total	Avg/G
PIKE, Tony	12	380	47	2,407	2,454	204.5
GRUTZA, Dustin	5	87	51	613	664	132.8
RAMSEY, Jacob	14	152	664	0	664	47.4
GOEBEL, John	14	133	607	0	607	43.4
ANDERSON, Chazz	3	98	-38	520	482	160.7
PEAD, Isaiah	7	30	194	0	194	27.7
<b>Total</b>	<b>14</b>	<b>927</b>	<b>1,647</b>	<b>3,542</b>	<b>5,189</b>	<b>370.6</b>
<b>Opponents</b>	<b>14</b>	<b>959</b>	<b>1,593</b>	<b>2,897</b>	<b>4,490</b>	<b>320.7</b>

ALL PURPOSE	G	Rush	Rec	PR	KOR	IR	Tot	Avg/G
GILYARD, Mardy	14	10	1,276	0	994	0	2,280	162.9
GOEBEL, John	14	607	283	0	240	0	1,130	80.7
GOODMAN, D.	14	0	1,028	0	0	0	1,028	73.4
RAMSEY, Jacob	14	664	95	0	0	0	759	54.2
WOODS, D.J.	14	0	168	113	23	0	304	21.7
BARNETT, Marcus	14	13	277	0	0	0	290	20.7
<b>Total</b>	<b>14</b>	<b>1,647</b>	<b>3,542</b>	<b>352</b>	<b>1,306</b>	<b>333</b>	<b>7,180</b>	<b>512.9</b>
<b>Opponents</b>	<b>14</b>	<b>1,593</b>	<b>2,897</b>	<b>127</b>	<b>1,233</b>	<b>151</b>	<b>6,001</b>	<b>428.6</b>

PUNT RETURNS	No.	Yds	Avg	TD	Long
SMITH, DeAngelo	23	219	9.5	0	38
WOODS, D.J.	12	113	9.4	0	40
BARWIN, Connor	2	20	10.0	0	0
<b>Total</b>	<b>37</b>	<b>352</b>	<b>9.5</b>	<b>0</b>	<b>40</b>
<b>Opponents</b>	<b>18</b>	<b>127</b>	<b>7.1</b>	<b>0</b>	<b>25</b>

INTERCEPTIONS	No.	Yds	Avg	TD	Long
MICKENS, Mike	4	158	39.5	1	72
UNDERWOOD, B.	4	60	15.0	1	45
SMITH, DeAngelo	2	2	1.0	0	2
JONES, Brad	2	0	0.0	0	0
SMITH, Corey	1	39	39.0	0	39
TOLBERT, Cedric	1	33	33.0	0	33
WEBSTER, Aaron	1	29	29.0	0	29
NELMS, Lamonte	1	0	0.0	0	0
MOORE, Justin	1	12	12.0	0	12
<b>Total</b>	<b>17</b>	<b>333</b>	<b>19.6</b>	<b>2</b>	<b>72</b>
<b>Opponents</b>	<b>15</b>	<b>151</b>	<b>10.1</b>	<b>1</b>	<b>40</b>

KICK RETURNS	No.	Yds	Avg	TD	Long
GILYARD, Mardy	36	994	27.6	2	100
GOEBEL, John	11	240	21.8	0	43
<b>Total</b>	<b>54</b>	<b>1,306</b>	<b>24.2</b>	<b>2</b>	<b>100</b>
<b>Opponents</b>	<b>61</b>	<b>1,233</b>	<b>20.2</b>	<b>0</b>	<b>51</b>



Connor Barwin



DeAngelo Smith



## 2008 DEFENSIVE STATISTICS

DEFENSIVE LEADERS	GP-GS	Tackles				TFL/Yds	Sacks No-Yards	Pass Def			Fumbles		Blkd	
		Solo	Asst	Total				Int-Yds	BrUp	QBH	Rcv-Yds	FF	Kick	Saf
45	MANALAC, Ryan	14-14	43	39	82	2.5-8	.	.	4	.	.	1	.	.
49	CORNETT, Torry	14-14	43	27	70	2.5-12	1.0-11	.	3	2	.	.	.	.
21	MICKENS, Mike	11-11	46	24	70	2.0-6	.	4-158	10	.	.	.	.	.
42	SMITH, Corey	14-14	35	32	67	10.5-31	2.0-5	1-39	2	.	.	.	1	1
8	UNDERWOOD, Brandon	14-14	42	24	66	4.5-10	1.0-2	4-60	6	.	3-0	2	.	.
17	WEBSTER, Aaron	14-10	30	30	60	2.5-7	.	1-29	4	.	.	.	.	.
50	REVELS, Andre	13-0	30	29	59	0.5-1	.	.	1	.	.	.	.	.
10	NELMS, Lamonte	14-13	35	21	56	14.0-68	6.5-51	1-0	1	2	.	1	.	.
60	SMITH, DeAngelo	14-14	36	17	53	3.5-8	.	2-2	10	.	.	1	.	.
50	BARWIN, Connor	14-14	27	26	53	16.0-109	11.0-91	.	8	7	.	.	3	.
95	BYRD, Terrill	13-13	30	21	51	10.0-28	5.5-21	.	.	2	1-0	.	.	.
67	HOPPEL, Adam	14-13	18	13	31	6.0-27	3.0-21	.	2	2	.	1	.	.
18	TOLBERT, Cedric	13-5	15	11	26	3.0-26	2.0-25	1-33	2	.	.	.	.	.
98	YOUNG, Curtis	14-0	18	7	25	8.5-41	4.0-23	.	.	2	.	.	.	.
40	HUGHES, John	13-1	10	10	20	2.5-14	2.0-13	.	.	.	.	1	.	.
89	DANIELS, Alex	14-1	11	5	16	2.0-17	1.0-2	.	1	.	.	.	.	.
25	JONES, Brad	12-1	7	7	14	0.5-1	.	2-0	.	.	.	.	.	.
9	BATTLE, Dominique	14-0	8	5	13	1.0-1	.	.	1	.	.	.	.	.
87	HOWARD, Charley	13-0	9	3	12	.	.	.	.	.	.	.	.	.
37	SCHAFER, J.K.	12-0	9	3	12	.	.	.	1	.	.	1	.	.
90	MATHEWS, Ricardo	14-1	4	8	12	.	.	.	.	.	1-0	.	.	.
11	MCCAFFERTY, Collin	14-0	8	3	11	.	.	.	.	.	.	.	.	.
26	FREY, Drew	4-1	4	6	10	0.5-0	.	.	.	.	.	.	.	.
38	HILTON, Tomaz	11-0	4	5	9	.	.	.	.	.	.	.	.	.
24	RICHARDSON, Wes	12-0	3	6	9	.	.	.	.	.	.	.	.	.
43	ARMSTRONG, Robby	10-0	3	5	8	.	.	.	.	.	.	.	.	.
84	WOODARD, Orion	13-0	2	3	5	.	.	.	.	.	.	.	.	.
94	TRIGG, Rob	6-0	2	2	4	.	.	.	.	.	.	.	.	.
7	CAREY, Craig	12-0	2	2	4	0.5-0	.	.	2	.	.	.	.	.
71	LINKENBACH, Jeff	14-14	3	.	3	.	.	.	.	.	.	.	.	.
78	WOLFE, Derek	7-0	2	1	3	1.0-7	1.0-7	.	.	.	.	.	.	.
22	GOEBEL, John	14-3	1	1	2	.	.	.	.	.	.	.	.	.
2	JONES, Demetrius	5-0	1	1	2	.	.	.	.	.	.	.	.	.
30	FERGUSON, Delbert	11-0	1	1	2	.	.	.	.	.	.	.	.	.
46	JOHNSON, Scott	10-0	1	.	1	.	.	.	.	.	.	.	.	.
97	ROGERS, Jake	14-0	1	.	1	.	.	.	.	.	.	.	.	.
48	WILLIAMS, Trammell	4-0	1	.	1	.	.	.	.	.	.	.	.	.
47	HUBER, Kevin	14-0	1	.	1	.	.	.	.	.	.	.	.	.
12	COLLAROS, Zach	8-0	1	.	1	.	.	.	.	.	.	.	.	.
32	MOORE, Justin	8-0	.	1	1	.	.	1-12	.	.	.	.	.	.
20	RAMSEY, Jacob	14-11	1	.	1	.	.	.	.	.	.	.	.	.
19	GUIDUGLI, Ben	14-14	1	.	1	.	.	.	.	.	.	.	.	.
79	EL-AMIN, Khalil	13-13	1	.	1	.	.	.	.	.	.	.	.	.
15	PIKE, Tony	12-10	.	1	1	.	.	.	.	.	.	.	.	.
83	ALLI, Kazeem	13-0	.	1	1	.	.	.	.	.	.	.	.	.
14	ANDERSON, Chazz	3-2	1	.	1	.	.	.	.	.	.	.	.	.
1	GILYARD, Mardy	14-11	1	.	1	.	.	.	.	.	.	.	.	.
16	GOODMAN, Dominick	14-14	.	1	1	.	.	.	.	.	.	.	.	.
TM	TEAM	9-0	.	.	.	.	.	.	.	.	.	.	.	1
Total		14	552	402	954	94-422	39-271	17-333	58	17	5-0	8	4	2
Opponents		14	511	468	979	74.0-329	31-225	15-151	38	17	14-12	20	4	1



## GAME-BY-GAME STATISTICAL COMPARISON

Game	Score	First Downs	Rushing (No. -Yds.-TD)	Passing (C-A-I-Yds-TD)	Tot. Off (Pl.-Yds.)	Fum-Lost	Pen.-Yards	Third Downs	Poss.Time
Eastern Kentucky	7	8	28-48-0	13-18-1-1	46-195	1-1	3-25	2-12	25:55
at Cincinnati	40	28	44-209-2	26-35-0-4	79-557	2-1	11-106	5-12	34:05
at No. 4 Oklahoma	52	30	44-197-2	29-38-2-395-5	82-592	3-0	8-92	6-13	32:17
Cincinnati	26	19	29-87-2	22-42-2-239-1	71-326	1-0	8-64	5-16	27:43
Miami (OH)	20	22	30-66-0	28-44-1-235-2	55-393	1-0	5-36	11-19	34:57
at Cincinnati	45	20	31-152-2	20-24-0-241-3	74-301	3-2	6-70	8-10	25:03
at Akron	15	23	33-104-0	26-42-1-254-1	75-358	2-0	6-68	6-14	31:44
Cincinnati	17	21	31-104-1	24-38-0-322-2	69-426	2-2	9-75	4-12	28:16
at Marshall	10	16	31-90-0	17-37-3-178-1	68-268	1-0	3-20	5-16	28:31
Cincinnati	33	22	46-203-2	16-26-1-158-2	72-361	2-1	2-25	4-13	31:29
Rutgers	10	15	29-62-0	20-36-0-192-1	65-254	0-0	8-62	3-15	31:46
at Cincinnati	13	15	31-97-1	21-29-0-239-0	60-336	0-0	12-115	0-11	28:14
at Connecticut	40	15	36-153-3	18-42-0-196-0	78-349	0-0	8-73	3-18	34:13
Cincinnati	16	16	19-30-0	19-47-3-259-1	66-289	6-3	5-38	0-14	25:47
No. 23/24 USF	10	19	39-182-1	13-31-3-174-0	70-356	1-0	8-40	4-14	30:32
at Cincinnati	24	23	37-115-1	20-28-1-281-2	65-396	2-2	6-36	5-10	29:28
at No. 20/23 West Virginia	23	19	42-98-0	20-38-1-219-2	80-317	1-1	5-43	4-20	31:15
Cincinnati	26 (OT)	12	33-82-1	16-30-0-178-1	63-260	0-0	10-91	2-13	28:45
at Louisville	20	17	37-120-1	19-35-1-204-1	72-324	3-1	6-46	4-16	34:13
No. 22 Cincinnati	28	17	31-131-2	20-36-1-274-2	67-405	3-1	6-42	6-15	25:47
No. 20/19 Pittsburgh	21	15	26-35-2	18-29-1-229-1	55-264	2-1	7-50	2-10	25:13
at No. 19/20 Cincinnati	28	22	38-87-1	26-32-0-309-3	70-396	3-1	5-46	6-12	34:47
Syracuse	10	8	27-152-0	6-23-1-59-1	50-211	0-0	5-45	3-14	25:07
at No. 16/16 Cincinnati	30	25	31-140-1	28-44-1-272-2	75-412	2-1	10-107	8-15	34:53
at Hawai'i	24	16	24-45-1	28-42-1-275-2	66-320	1-1	11-109	5-14	31:05
No. 13/12 Cincinnati	29	18	33-139-0	16-28-2-183-2	61-322	2-1	6-58	3-12	28:55
vs. No. 21/19 Virginia Tech	20	23	55-258-2	13-23-1-140-0	78-398	3-0	3-17	8-18	39:39
No. 12/12 Cincinnati	7	14	21-71-0	16-33-4-239-1	54-310	2-0	3-30	2-9	20:21

## GAME-BY-GAME STARTERS

Offense	WR	LT	LG	C	RG	RT	TE/WR	TE/WR	QB	RB	WR
Eastern Kentucky	Goodman	Linkenbach	J. Kelce	Jurek	Canfield	Griffin	Guidugli	Barnett	Grutza	Ramsey	Gilyard
at Oklahoma	Goodman	Linkenbach	J. Kelce	Jurek	Canfield	El-Amin	Guidugli	Barnett	Grutza	Ramsey	Gilyard
Miami (OH)	Goodman	Linkenbach	J. Kelce	Jurek	Canfield	El-Amin	Guidugli	Barnett	Pike	Ramsey	Gilyard
at Akron	Goodman	Linkenbach	J. Kelce	Jurek	Canfield	El-Amin	Guidugli	Barnett	Pike	Ramsey	Gilyard
at Marshall	Goodman	Linkenbach	Hoffman	Jurek	Canfield	El-Amin	Guidugli	Barnett	Anderson	Ramsey	Gilyard
Rutgers	Goodman	Linkenbach	J. Kelce	Jurek	Canfield	El-Amin	Guidugli	Barnett	Anderson	Ramsey	Gilyard
at Connecticut	Goodman	Linkenbach	J. Kelce	Jurek	Canfield	El-Amin	Guidugli	Barnett	Pike	Ramsey	Gilyard
USF	Goodman	Linkenbach	J. Kelce	Jurek	Canfield	El-Amin	Guidugli	Barnett	Pike	Ramsey	Gilyard
at West Virginia	Goodman	Linkenbach	Hoffman	J. Kelce	Canfield	El-Amin	Guidugli	Barnett	Pike	Ramsey	Binns
at Louisville	Goodman	Linkenbach	J. Kelce	Jurek	Canfield	El-Amin	Guidugli	Waugh	Pike	Ramsey	Barnett
Pittsburgh	Goodman	Linkenbach	J. Kelce	Jurek	Canfield	El-Amin	Guidugli	Waugh	Pike	Ramsey	Barnett
Syracuse	Goodman	Linkenbach	J. Kelce	Jurek	Canfield	El-Amin	Guidugli	Barnett	Pike	Goebel	Gilyard
at Hawai'i	Goodman	Linkenbach	J. Kelce	Jurek	Canfield	El-Amin	Guidugli	Barnett	Pike	Goebel	Gilyard
vs. Virginia Tech	Goodman	Linkenbach	J. Kelce	Jurek	Canfield	El-Amin	Guidugli	Barnett	Pike	Goebel	Gilyard
Defense	DE	DT	DT	DE	SLB	MLB	WLB	CB	FS	SS	CB
Eastern Kentucky	Nelms	Mathews	Hughes	Barwin	C. Smith	Manalac	Cornett	Mickens	D. Smith	B. Jones	Underwood
at Oklahoma	Nelms	Hoppel	Byrd	Barwin	C. Smith	Manalac	Cornett	Mickens	D. Smith	Tolbert	Underwood
Miami (OH)	Nelms	Hoppel	Byrd	Barwin	C. Smith	Manalac	Cornett	Mickens	D. Smith	Tolbert	Underwood
at Akron	Nelms	Hoppel	Byrd	Barwin	C. Smith	Manalac	Cornett	Mickens	Underwood	Frey	D. Smith
at Marshall	Nelms	Hoppel	Byrd	Barwin	C. Smith	Manalac	Cornett	Mickens	Underwood	Webster	D. Smith
Rutgers	Nelms	Hoppel	Byrd	Barwin	C. Smith	Manalac	Cornett	Mickens	Underwood	Webster	D. Smith
at Connecticut	Nelms	Hoppel	Byrd	Barwin	C. Smith	Manalac	Cornett	Mickens	Underwood	Webster	D. Smith
USF	Nelms	Hoppel	Byrd	Barwin	C. Smith	Manalac	Cornett	Mickens	Underwood	Webster	D. Smith
at West Virginia	Nelms	Hoppel	Byrd	Barwin	C. Smith	Manalac	Cornett	Mickens	Underwood	Webster	D. Smith
at Louisville	Nelms	Hoppel	Byrd	Barwin	C. Smith	Manalac	Cornett	Mickens	Underwood	Webster	D. Smith
Pittsburgh	Nelms	Hoppel	Byrd	Barwin	C. Smith	Manalac	Cornett	Underwood	Tolbert	Webster	D. Smith
Syracuse	Nelms	Hoppel	Byrd	Barwin	C. Smith	Manalac	Cornett	Underwood	Tolbert	Webster	D. Smith
at Hawai'i	Daniels	Hoppel	Byrd	Barwin	C. Smith	Manalac	Cornett	Underwood	Tolbert	Webster	D. Smith
vs. Virginia Tech	Nelms	Hoppel	Byrd	Barwin	C. Smith	Manalac	Cornett	Mickens	Underwood	Webster	D. Smith



## RED ZONE/SUPERLATIVES

RED ZONE ANALYSIS											---- Failed to score inside RZ ----				
Date	Opponent	Score	Times In RZ	Times Scored	Total Pts	Rush TDs	Pass TDs	FGs Made	FGs Attn	Downs	Int	Fumb	Half	Game	
08/28	Eastern Kentucky	W, 40-7	5	5	33	5	2	3	0	0	0	0	0	0	0
09/06	at Oklahoma	L, 26-52	4	3	19	3	2	1	0	0	0	1	0	0	0
09/17	Miami (OH)	W, 45-20	4	4	24	3	2	1	1	0	0	0	0	0	0
09/27	at Akron	W, 17-15	2	1	7	1	0	1	0	0	1	0	0	0	0
10/03	at Marshall	W, 33-10	5	4	24	3	1	2	1	0	0	0	1	0	0
*10/11	Rutgers	W, 13-10	2	2	10	1	1	0	1	0	0	0	0	0	0
*10/25	at Connecticut	L, 16-40	2	2	6	0	0	0	2	0	0	0	0	0	0
*10/30	USF	W, 24-10	5	4	24	3	1	2	1	0	0	1	0	0	0
*11/08	at West Virginia	W, 26-23	4	3	13	1	1	0	2	1	0	0	0	0	0
*11/14	at Louisville	W, 28-20	4	3	21	3	2	1	0	1	0	0	0	0	0
*11/22	Pittsburgh	W, 28-21	3	3	21	3	1	2	0	0	0	0	0	0	0
*11/29	Syracuse	W, 30-10	5	5	27	3	1	2	2	0	0	0	0	0	0
12/06	at Hawai'i	W, 29-24	2	1	7	1	0	1	0	0	0	0	0	1	0
01/01	vs. Virginia Tech	L, 7-20	3	1	7	1	0	1	0	0	1	1	0	0	0
TOTALS(40 OF 47 (85.1%))			49	40	236	30	13	17	10	2	2	3	1	1	0

## UC INDIVIDUAL GAME HIGHS

Rushes	18	RAMSEY, Jacob at West Virginia (11/08/08)
		RAMSEY, Jacob vs Pittsburgh (11/22/08)
Yards Rushing	99	RAMSEY, Jacob at Marshall (10/03/08)
TD Rushes	2	GOEBEL, John vs Miami (OH) (09/20/08)
Long Rush	50	JOHNSON, Scott vs Eastern Kentucky (08/28/08)
Pass attempts	44	PIKE, Tony vs Syracuse (11/29/08)
Pass completions	28	PIKE, Tony vs Syracuse (11/29/08)
Yards Passing	320	PIKE, Tony at Akron (09/27/08)
TD Passes	3	GRUTZA, Dustin vs Eastern Kentucky (08/28/08)
		PIKE, Tony vs Miami (OH) (09/20/08)
		PIKE, Tony vs Pittsburgh (11/22/08)
Long Pass	69	GRUTZA, Dustin at Hawai'i (12/06/08)
Receptions	11	GILYARD, Mardy vs Syracuse (11/29/08)
Yards Receiving	158	GILYARD, Mardy vs Virginia Tech (01/01/09)
TD Receptions	2	GOODMAN, D. vs Eastern Kentucky (08/28/08)
		GILYARD, Mardy vs Eastern Kentucky (08/28/08)
		GILYARD, Mardy at Akron (09/27/08)
		GOODMAN, D. at Marshall (10/03/08)
Long Reception	69	GILYARD, Mardy at Hawai'i (12/06/08)
Field Goals	3	ROGERS, Jake at Connecticut (10/25/08)
		ROGERS, Jake vs Syracuse (11/29/08)
Long Field Goal	54	ROGERS, Jake at Connecticut (10/25/08)
Punts	9	HUBER, Kevin vs Rutgers (10/11/08)
Punting Avg	50.5	HUBER, Kevin at Hawai'i (12/06/08)
Long Punt	64	HUBER, Kevin vs Rutgers (10/11/08)
Long Punt Return	40	WOODS, D.J. at Connecticut (10/25/08)
Long Kickoff Return	100	GILYARD, Mardy at West Virginia (11/08/08)
Tackles	14	MICKENS, Mike at Akron (09/27/08)
Sacks	3.0	BARWIN, Connor vs Pittsburgh (11/22/08)
Tackles For Loss	4.0	BYRD, Terrill vs Virginia Tech (01/01/09)
Interceptions	1	17 Times

## UC TEAM GAME HIGHS

Rushes	46	at Marshall (10/03/08)
Yards Rushing	209	vs Eastern Kentucky (08/28/08)
Yards Per Rush	4.9	vs Miami (OH) (09/17/08)
TD Rushes	2	vs Eastern Kentucky (08/28/08)
	2	at Oklahoma (09/06/08)
	2	vs Miami (OH) (09/17/08)
	2	at Marshall (10/03/08)
	2	at Louisville (11/14/08)
	47	at Connecticut (10/25/08)
Pass attempts	28	vs Syracuse (11/29/08)
Pass completions	348	vs Eastern Kentucky (08/28/08)
Yards Passing	10.0	vs Miami (OH) (09/17/08)
Yards Per Pass	4	vs Eastern Kentucky (08/28/08)
TD Passes	79	vs Eastern Kentucky (08/28/08)
Total Plays	557	vs Eastern Kentucky (08/28/08)
Total Offense	7.1	vs Miami (OH) (09/17/08)
Yards Per Play	45	vs Miami (OH) (09/17/08)
Points	7	vs Pittsburgh (11/22/08)
Sacks By	28	vs Eastern Kentucky (08/28/08)
First Downs	12	vs Rutgers (10/11/08)
Penalties	115	vs Rutgers (10/11/08)
Penalty Yards	6	at Connecticut (10/25/08)
Turnovers	3	at Marshall (10/03/08)
Interceptions By	3	vs USF (10/30/08)



Scott Johnson



Kevin Huber



Jake Rogers

## LONG PLAYS BY THE NUMBERS

Plays by Yards	No.	TD
100	1	1
90-99	1	1
80-89	0	0
70-79	1	1
60-69	4	2
50-59	4	0
40-49	10	2
30-39	15	2
20-29	48	9

Plays by Type	No.	TD
Rushing	7	2
Passing	36	12
Punt returns	6	0
Kick returns	27	2
Interceptions	8	2
Fumble returns	0	0
Other	0	0
TOTAL	84	18

## LONGEST PLAYS OF THE YEAR

<b>Rushing Play</b>		
50	Johnson vs. Eastern Kentucky	Aug. 28
<b>Rushing Touchdown</b>		
21	Goebel at Marshall	Oct. 3
<b>Passing Play</b>		
69 (TD)	Gilyard from Grutza at Hawai'i	Dec. 6
<b>Passing Touchdown</b>		
69	Gilyard from Grutza at Hawai'i	Dec. 6
<b>Punt Return</b>		
40	Woods at Connecticut	Oct. 25
<b>Kickoff Return</b>		
100 (TD)	Gilyard at No. 20/23 West Virginia	Nov. 8
<b>Punt</b>		
64	Huber vs. Rutgers	Oct. 11
<b>Field Goal</b>		
54	Rogers at Connecticut	Oct. 25
<b>Interception Return</b>		
72	Mickens vs. Miami (OH)	Sept. 20

## LONG PLAYS BY PLAYER

PLAYER	NO.	TD	R	P	KR	PR	IRFR
GILYARD, Mardy	33	10	0	13	20	0	0
GOEBEL, John	12	2	4	3	5	0	0
GOODMAN, D.	11	2	0	11	0	0	0
WOODS, D.J.	5	0	0	1	1	3	0
BARNETT, Marcus	4	1	0	4	0	0	0
MICKENS, Mike	3	1	0	0	0	0	3
SMITH, DeAngelo	3	0	0	0	0	3	0
GUIDUGLI, Ben	2	1	0	2	0	0	0
UNDERWOOD, B.	2	1	0	0	0	0	2
PEAD, Isaiah	2	0	1	0	1	0	0
ALLI, Kazeem	2	0	0	2	0	0	0
TOLBERT, Cedric	1	0	0	0	0	0	1
WEBSTER, Aaron	1	0	0	0	0	0	1
JOHNSON, Scott	1	0	1	0	0	0	0
RAMSEY, Jacob	1	0	1	0	0	0	0
SMITH, Corey	1	0	0	0	0	0	1
TOTAL	84	18	7	36	27	6	8



## INDIVIDUAL GAME-BY-GAME STATISTICS

### PASSING

PIKE	Att	Comp	Int	Pct	Yds	TD	Lg	Sack-Yds	Effic
Eastern Kentucky	7	5	0	71.4	52	1	23	2-13	181.0
Oklahoma	11	3	1	27.3	21	0	13	0-0	25.1
Miami (OH)	24	20	0	83.3	241	3	49	0-0	208.9
Akron	34	23	0	67.6	320	2	67	0-0	166.1
Connecticut	27	10	1	37.0	136	1	27	2-18	84.2
USF	28	20	1	71.4	281	2	48	2-15	172.2
West Virginia	30	16	0	53.3	178	1	66	3-25	114.2
Louisville	33	19	1	57.6	250	2	48	0-0	135.2
Pittsburgh	32	26	0	81.2	309	3	39	2-12	193.3
Syracuse	44	28	1	63.6	272	2	19	4-23	126.0
Hawai'i	21	13	2	61.9	108	1	29	2-10	101.8
Virginia Tech	33	16	4	48.5	239	1	39	1-1	95.1
<b>TOTALS</b>	<b>324</b>	<b>199</b>	<b>11</b>	<b>61.4</b>	<b>2407</b>	<b>19</b>	<b>67</b>	<b>18-117</b>	<b>136.4</b>

ANDERSON	Att	Comp	Int	Pct	Yds	TD	Lg	Sack-Yds	Effic
Marshall	26	16	1	61.5	158	2	17	3-30	130.3
Rutgers	29	21	0	72.4	239	0	27	4-28	141.6
Connecticut	20	9	2	45.0	123	0	41	2-18	76.7
<b>TOTALS</b>	<b>75</b>	<b>46</b>	<b>3</b>	<b>61.3</b>	<b>520</b>	<b>2</b>	<b>41</b>	<b>9-76</b>	<b>120.4</b>

GRUTZA	Att	Comp	Int	Pct	Yds	TD	Lg	Sack-Yds	Effic
Eastern Kentucky	28	21	0	75.0	296	3	47	1-7	199.2
Oklahoma	29	19	1	65.5	218	1	57	3-25	133.1
Louisville	2	1	0	50.0	24	0	24	0-0	150.8
Hawai'i	7	3	0	42.9	75	1	69	0-0	180.0
<b>TOTALS</b>	<b>66</b>	<b>44</b>	<b>1</b>	<b>66.7</b>	<b>613</b>	<b>5</b>	<b>69</b>	<b>4-32</b>	<b>166.7</b>

COLLAROS	Att	Comp	Int	Pct	Yds	TD	Lg	Sack-Yds	Effic
Akron	4	1	0	25.0	2	0	2	0-0	29.2
<b>TOTALS</b>	<b>4</b>	<b>1</b>	<b>0</b>	<b>25.0</b>	<b>2</b>	<b>0</b>	<b>2</b>	<b>0-0</b>	<b>29.2</b>

### TOTAL TACKLES (Min. 3)

UA-A	TOT	EKU	OU	MIA	AKR	MAR	RUT	UConn	USF	WVU	UL	PITT	SYR	HAW	VT
MANALAC, Ryan	43-39	82	3-2	4-3	6-4	3-0	1-3	3-5	1-4	4-2	3-4	3-1	3-4	2-2	4-4
CORNETT, Torry	43-27	70	0-1	4-1	4-2	2-2	4-5	3-4	1-5	2-0	7-0	5-2	1-4	2-0	6-0
MICKENS, Mike	46-24	70	1-1	2-1	5-2	12-2	2-7	4-0	3-3	1-2	8-3	5-1	DNP	DNP	DNP
SMITH, Corey	35-32	67	2-2	3-3	3-4	2-3	4-2	2-2	0-5	4-3	2-2	2-1	1-1	1-1	5-1
UNDERWOOD, B.	42-24	66	2-0	2-4	1-0	1-1	1-4	2-3	5-2	5-4	3-1	5-2	5-0	2-0	5-0
WEBSTER, Aaron	30-30	60	2-1	-	1-1	3-0	1-5	2-0	2-7	1-2	4-9	3-1	2-1	3-1	2-1
REVELS, Andre	30-29	59	-	6-6	4-4	6-2	1-3	2-1	0-3	3-2	-	DNP	2-1	1-1	3-1
NELMS, Lamonte	35-21	56	1-1	3-1	3-0	3-1	3-1	2-3	4-3	3-1	1-4	4-1	3-1	1-1	3-1
SMITH, DeAngelo	36-17	53	3-0	6-5	2-1	4-0	2-1	3-2	3-3	1-1	3-1	4-1	2-0	1-0	1-2
BARWIN, Connor	27-26	53	4-1	1-2	4-1	2-3	2-1	2-2	1-1	4-3	1-2	1-1	2-4	-	3-0
BYRD, Terrill	30-21	51	DNP	4-5	0-2	3-1	0-1	1-2	0-1	1-1	3-3	4-0	1-3	-	3-1
HOPPEL, Adam	18-13	31	0-1	-	1-1	1-0	-	2-1	2-1	3-1	1-5	2-0	-	-	3-0
TOLBERT, Cedric	15-11	26	3-0	1-2	0-1	1-0	1-1	1-2	-	1-1	DNP	-	1-3	3-1	3-3
YOUNG, Curtis	18-7	25	2-2	1-2	1-0	1-0	-	1-0	0-1	2-0	2-0	2-1	2-0	1-1	3-0
HUGHES, John	10-10	20	0-2	2-0	2-1	2-0	1-0	0-3	DNP	1-0	0-2	0-1	-	0-1	1-0
DANIELS, Alex	11-5	16	1-0	0-2	-	1-0	1-1	-	1-1	1-0	2-0	-	-	3-0	0-1
JONES, Brad	7-7	14	-	1-0	0-1	1-0	0-1	1-1	1-1	DNP	0-1	DNP	-	1-0	1-2
BATTLE, D.	8-5	13	-	0-1	-	-	1-1	1-1	1-0	1-0	1-0	-	-	1-1	1-0
HOWARD, Charley	9-3	12	-	1-1	0-1	-	-	1-0	DNP	2-1	-	1-0	2-0	1-0	-
SCHAFER, J.K.	9-3	12	0-1	DNP	2-0	1-0	1-1	1-0	-	DNP	0-1	1-0	-	3-0	-
MATHEWS, R.	4-8	12	1-0	0-2	0-1	-	-	-	1-0	1-1	0-1	-	1-1	0-2	-
MCCAFFERTY, C.	8-3	11	0-1	1-0	2-0	-	1-2	-	-	1-0	-	-	-	-	2-0
FREY, Drew	4-6	10	1-1	0-1	3-2	0-2	DNP	DNP	DNP	DNP	DNP	DNP	DNP	DNP	DNP
HILTON, Tomaz	4-5	9	1-0	DNP	-	1-0	1-3	-	-	DNP	-	-	1-1	0-1	-
RICHARDSON, Wes	3-6	9	DNP	DNP	0-1	-	-	-	1-0	0-1	1-1	0-1	-	0-2	1-0
ARMSTRONG, R.	3-5	8	-	0-1	-	DNP	DNP	DNP	-	DNP	1-2	1-1	0-1	-	1-0
WOODARD, Orion	2-3	5	0-1	-	2-0	0-1	-	-	-	DNP	-	0-1	-	-	-
TRIGG, Rob	2-2	4	-	1-1	DNP	-	0-1	DNP	DNP	DNP	DNP	1-0	DNP	-	DNP
CAREY, Craig	2-2	4	2-1	-	-	DNP	0-1	-	-	DNP	-	-	-	-	-
LINKENBACH, J.	3-0	3	-	-	-	-	-	-	-	-	-	-	-	1-0	1-0
WOLFE, Derek	2-1	3	0-1	-	DNP	DNP	1-0	DNP	DNP	DNP	DNP	-	DNP	1-0	-

### RUSHING

RAMSEY, Jacob	152-664/2	9-34/0	8-27/0	12-57/0	13-54/0	17-99/0	14-85/0	5-38/0	15-43/0	18-83/0	13-48/1	18-25/1	4-26/0	2-11/0	4-34/0
GOEBEL, John	133-607/7	9-62/1	8-27/0	13-63/2	9-27/0	8-56/1	6-21/0	2-11/0	17-78/1	7-14/0	10-77/1	11-29/0	10-67/1	14-49/0	9-26/0
PEAD, Isaiah	30-194/0	DNP	DNP	DNP	1-2/0	11-59/0	-	-	DNP	DNP	DNP	DNP	8-49/0	8-74/0	2-10/0
JOHNSON, Scott	11-79/1	9-79/0	1-1/1	1-(-1)/0	-	DNP	DNP	-	DNP	-	DNP	-	-	-	-
GRUTZA, Dustin	21-51/2	10-33/1	9-11/1	DNP	DNP	DNP	DNP	DNP	DNP	DNP	1-3/0	DNP	-	1-4/0	DNP
PIKE, Tony	56-47/1	3-(-15)/0	3-21/0	5-33/0	2-6/0	DNP	DNP	3-(-15)/0	2-(-15)/0	7-(-9)/1	3-2/0	9-33/0	9-(-2)/0	5-4/0	5-4/0
COLLAROS, Zach	6-29/0	DNP	-	-	4-18/0	DNP	DNP	DNP	2-11/0	DNP	-	-	DNP	-	-
BARNETT, Marcus	5-13/0	2-5/0	-	-	-	1-13/0	-	1-2/0	-	-	-	-	-	-	1-3/0
WAUGH, Marcus	2-11/0	2-11/0	-	-	-	-	-	-	DNP	-	-	-	-	-	-
GILYARD, Mardy	2-10/0	-	-	-	-	2-10/0	-	-	-	-	-	-	-	-	-
JONES, D.	1-5/0	DNP	DNP	DNP	DNP	DNP	DNP	DNP	DNP	DNP	1-5/0	-	-	-	-
TEAM	13-25/0	DNP	DNP	-	2-3/0	1-0/0	2-7/0	DNP	1-2/0	1-6/0	3-4/0	-	DNP	3-3/0	DNP
ANDERSON, Chazz	23-(-38)/2	DNP	DNP	DNP	DNP	8-(-24)/1	7-(-12)/1	8-(-2)/0	DNP	DNP	DNP	DNP	DNP	DNP	DNP

### RECEIVING

GILYARD, Mardy	81-1276/11	6-101/2	7-119/0	6-69/1	7-146/2	2-30/0	4-35/0	7-87/1	4-98/1	-	5-73/1	8-110/1	11-114/0	7-136/1	7-158/1
GOODMAN, D.	84-1028/7	10-144/2	6-60/1	6-94/0	6-91/0	6-51/2	4-21/0	5-69/0	5-57/0	6-81/0	9-134/1	7-101/1	8-74/0	-	6-51/0
GOEBEL, John	26-283/0	3-30/0	2-10/0	1-6/0	1-1/0	1-3/0	2-3/0	3-68/0	3-43/0	3-68/0	2-11/0	1-9/0	2-14/0	1-1/0	1-18/0
BARNETT, Marcus	30-277/1	4-44/0	-	2-2/0	6-66/0	2-11/0	5-79/0	1-9/0	1-8/0	2--1/0	-	3-43/1	1-1/0	2-9/0	1-6/0
GUIDUGLI, Ben	18-229/1	-	-	3-52/1	-	3-35/0	1-10/0	1-12/0	2-38/0	1-7/0	3-42/0	2-8/0	1-13/0	1-12/0	-
WOODS, D.J.	14-168/0	1--2/0	1-13/0	-	1-2/0	1-13/0	4-67/0	-	3-30/0	-	-	1-13/0	1-19/0	1-13/0	-
ALLI, Kazeem	12-124/3	1-23/0	1-8/0	1-8/1	1-14/0	-	1-24/0	1-6/0	DNP	2-8/1	1-14/0	1-6/0	2-13/1	-	-
RAMSEY, Jacob	13-95/1	-	2-9/0	-	2-4/0	1-15/0	-	-	1-6/0	1-12/0	-	3-19/0	2-24/1	-	1-6/0
HOWARD, Charley	3-15/0	-	1-7/0	-	-	-	-	DNP	-	-	-	-	-	2-8/0	-
ROBINSON, A.	1-12/0	-	1-12/0	DNP	DNP	DNP	DNP	DNP	DNP	-	DNP	-	-	-	-
PEAD, Isaiah	2-11/0	DNP	DNP	DNP	-	-	-	1-8/0	DNP	DNP	DNP	DNP	-	1-3/0	-
WAUGH, Marcus	2-11/0	1-8/0	-	-	-	-	-	-	DNP	1-3/0	-	-	-	-	-
BINNS, Armon	1-10/0	-	-	1-10/0	-	DNP	-	DNP	DNP	-	DNP	-	-	-	DNP
JOHNSON, Scott	1-1/0	-	1-1/0	-	-	DNP	DNP	-	DNP	-	DNP	-	-	-	-
FERGUSON, D.	1-1/1	-	-	-	-	-	-	-	DNP	DNP	-	DNP	-	1-1/1	-
BARWIN, Connor	1-1/1	-	-	-	-	-	-	-	1-1/1	-	-	-	-	-	-



Isaiah Pead



Ben Guidugli

**GAME 1 • Aug. 28, 2008 • Nippert Stadium • Cincinnati, Ohio • Att.: 26,913**

	<b>Eastern Kentucky</b>	<b>7</b>
	<b>Cincinnati</b>	<b>40</b>

CINCINNATI (AP) - Dustin Grutza made Cincinnati's quarterback transition go smoothly, throwing for three touchdowns and running for another in a 40-7 victory over Eastern Kentucky that eased the Bearcats' biggest concern.

Grutza set a career high with his three touchdown passes in the first half, helping Cincinnati (1-0) get off to a fast start.

The senior threw touchdown passes of 15 and 47 yards to Mardy Gilyard, who had never caught more than one in a game. The last one came off the same type of play that Mauk ran so well, a play-action rollout that let Gilyard get behind the coverage.

Eastern Kentucky (0-1), the defending Ohio Valley Conference champs, had trouble against a defense that was one of the nation's best in 2007. The Bearcats were missing tackle Terrill Byrd, suspended for the opener for a violation of team rules.

Allan Holland, the OVC's offensive player of the year in 2007, was 12-of-17 for 141 yards, including a 61-yard touchdown pass to Cody Watts after the Colonels trailed 40-0. Sophomore running back Aaron Bradley hurt his right knee in the first half and did not return.

Grutza was the starting quarterback in 2006, but lost his job late that season and never got it back. He led the Bearcats to touchdowns on their first three drives. He left the game after directing a 20-play drive that culminated with his 2-yard touchdown run, making it 33-0 late in the third quarter. Grutza was 21-of-28 for a career-high 296 yards.

The game drew 26,913 fans to a 35,000-seat stadium. The Bearcats drew 20,223 for their opener in 2007, a 59-3 win over Southeast Missouri State.

There was a momentary fright when the Bearcat mascot parachuted into the stadium before the kickoff. The parachute got tangled in the wire that holds up the net behind the goal post, leaving the costumed man dangling. The parachute slid loose after a few seconds, and the mascot landed feet-first, fell to his back and jumped up.

<b>GAME 1 • SCORE BY QUARTERS</b>	<b>1</b>	<b>2</b>	<b>3</b>	<b>4</b>	<b>F</b>
Eastern Kentucky	0	0	7	0	— 7
Cincinnati	6	20	14	0	— 40

**SCORING SUMMARY****FIRST QUARTER**

06:53 UC Gilyard, 15-yard pass from Grutza (Rogers kick blocked) 12-72; 5:06

**SECOND QUARTER**

12:48 UC Goodman, 21-yard pass from Grutza (Rogers kick failed) 14-80; 6:25

08:57 UC Goebel, 1-yard run (Yingling kick) 3-34; 1:16

01:49 UC Gilyard, 47-yard pass from Grutza (Yingling kick) 1-47; 0:09

**THIRD QUARTER**

05:37 UC Grutza, 2-yard run (Yingling kick) 20-78; 9:16

01:38 UC Goodman, 15-yard pass from Pike (Yingling kick) 6-51; 2:11

00:58 EKU Watts, 60-yard pass from Holland (Long kick) 2-80; 0:40

<b>TEAM STATISTICS</b>	<b>EKU</b>	<b>UC</b>	<b>RUSHING:</b> UC - S. Johnson, 9-79; Goebel, 9-62; Ramsey, 9-34; Grutza, 10-33; Waugh, 2-11; Barnett, 2-5; Pike 3-(-15). EKU - Walker, 9-39; Banjoman, 3-13; Watts, 1-9; Turner, 6-4; Bradley, 5-3; Holland, 4-(-20).
FIRST DOWNS	8	28	<b>PASSING:</b> UC - Grutza, 21-28-0-296; Pike, 5-7-0-52. EKU - Holland, 12-17-1-141; Hoskins, 1-1-0-6.
YARDS RUSHING	48	209	<b>RECEIVING:</b> UC - Goodman, 10-144; Gilyard, 6-101; Barnett, 4-44; Goebel, 3-30; Alli, 1-23; Waugh, 1-8; Woods, 1-(-2). EKU - Sizemore, 6-38; Wtts, 3-97; Bradley, 2-(-5); Cromer, 1-9; Davis, 1-8.
YARDS PASSING	147	348	
Comp-Att-Int	13-18-1	26-35-0	
TOTAL YARDS	195	557	
Fumbles: No-Lost	1-1	2-1	
Penalties: No-Yards	3-25	11-106	
Punts-Avg	8-43.4	4-45.8	
Punt Ret: No-Yds-TD	1-0-0	4-46-0	
KO Ret: No-Yds-TD	4-101-0	2-49-0	
INT: No-Yds-TD	0-0-0	1-12-0	
Fum. Ret: No-Yds-TD	0-0-0	0-0-0	
Third-Down	2-12	5-12	
Possession Time	25:55	34:05	
Sacks By: No-Yds	3-20	2-26	
Field Goals	0-1	0-0	

**GAME 2 • Sept. 6, 2008 • Memorial Stadium • Norman, Okla. • Att.: 84,476**

	<b>Cincinnati</b>	<b>26</b>
	<b>No. 4/4 Oklahoma</b>	<b>52</b>

NORMAN, Okla. (AP) - Sam Bradford overcame two interceptions and threw for a career-best 395 yards and five touchdowns and No. 4 Oklahoma beat Cincinnati 52-26.

Cincinnati's Mardy Gilyard returned a kickoff 97 yards for a touchdown to break one of the longest runback droughts in college football. The last score by the Bearcats (1-1) on a kickoff return came in 1995, and only two schools had gone longer than Cincinnati's 145 games without one. Gilyard finished with a school-record 365 all purpose yards, including 119 yards receiving on seven first-half catches.

Cincinnati's turnover-happy defense kept it close for a while, clamping down after allowing the Sooners to get off to a 14-0 start.

The Bearcats (1-1), who led the nation last season with 26 interceptions, got interceptions from Brad Jones and Ohio State transfer Brandon Underwood. Both led to touchdowns to get Cincinnati back within 21-13.

It was 28-20 after Gilyard's runback in the third quarter, but DeMarco Murray went untouched on an 11-yard touchdown run and then a Cincinnati fake punt failed and led to an OU touchdown a play later.

The Bearcats lost quarterback Dustin Grutza two drives later to a lower leg injury. He was wheeled off in a cart after being sacked by three Oklahoma players. Grutza went 19-for-29 for 218 yards, throwing for one touchdown and running for another on a 1-yard sneak.

<b>GAME 2 • SCORE BY QUARTERS</b>	<b>1</b>	<b>2</b>	<b>3</b>	<b>4</b>	<b>F</b>
Cincinnati	0	13	7	6	— 26
No. 4/4 Oklahoma	14	7	21	10	— 52

**SCORING SUMMARY****FIRST QUARTER**

13:18 OU Broyles, 27-yard pass from Bradford (Stevens kick) 7-88; 1:42

08:26 OU Greshman, 10-yard pass from Bradford (Stevens kick) 8-62; 2:26

**SECOND QUARTER**

12:43 UC Grutza, 1-yard run (Yingling kick) 10-82; 4:16

10:50 OU Brown, 1-yard run (Stevens kick) 6-76; 1:42

02:16 UC Goodman, 14-yard pass from Grutza (Yingling kick failed) 5-71; 2:27

**THIRD QUARTER**

09:29 UC Iglesias, 16-yard pass from Bradford (Stevens kick) 9-69; 3:44

09:13 UC Gilyard, 97-yard kickoff return (Yingling kick) 1-97; 0:16

05:00 OU Murray, 11-yard run (Stevens kick) 11-78; 4:06

03:30 OU Greshman, 22-yard pass from Bradford (Stevens kick) 1-22; 0:06

**FOURTH QUARTER**

14:28 OU Stevens, 36-yard field goal 9-46; 3:06

04:10 OU Clapp, 2-yard pass from Bradford (Stevens kick) 13-63; 7:03

00:00 UC Johnson, 1-yard run (Pike pass failed) 9-41; 1:23

<b>TEAM STATISTICS</b>	<b>UC</b>	<b>OU</b>	<b>RUSHING:</b> UC - Goebel, 8-27; Ramsey, 8-27; Pike, 3-21; Grutza, 9-11; S.Johnson, 1-1. OU - Murray, 15-88; C.Brown, 15-71; Madu, 11-35; Bradford, 3-3.
FIRST DOWNS	19	30	<b>PASSING:</b> UC - Grutza, 19-29-1-218; Pike, 3-11-1-21; Barnett, 0-1-0-0; Huber, 0-1-0-0. OU - Bradford, 29-38-2-395.
YARDS RUSHING	87	197	<b>RECEIVING:</b> UC - Gilyard, 7-119; Goodman, 6-60; Goebel, 2-10; Ramsey, 2-9; Woods, 1-13; Robinson, 1-12; Alli, 1-8; Howard, 1-7; S.Johnson, 1-1. OU - Broyles, 7-141; Greshman, 7-93; M.Johnson, 5-24; Iglesias, 3-67; Clapp, 2-13; Murray, 2-13; C.Brown, 1-16; Chaney, 1-16; Madu, 1-12.
YARDS PASSING	239	395	
Comp-Att-Int	22-42-2	29-38-2	
TOTAL YARDS	326	592	
Fumbles: No-Lost	1-0	3-0	
Penalties: No-Yards	8-64	8-92	
Punts-Avg	6-286	3-125	
Punt Ret: No-Yds-TD	0-0-0	1-17-0	
KO Ret: No-Yds-TD	7-265-1	4-96-0	
INT: No-Yds-TD	2-(-5)-0	2-8-0	
Fum. Ret: No-Yds-TD	0-0-0	0-0-0	
Third-Down	5-16	6-13	
Possession Time	27:43	32:17	
Sacks By: No-Yds	0-0	3-25	
Field Goals	0-0	1-1	

**GAME 3 • Sept. 20, 2008 • Nippert Stadium • Cincinnati, Ohio • Att.: 31,629**

	<b>Miami (OH)</b>	<b>20</b>
	<b>Cincinnati</b>	<b>45</b>

CINCINNATI (AP) - Junior quarterback Tony Pike, making his first career start for the Bearcats, was 20-of-24 passing for 241 yards and three touchdowns in a 45-20 victory over Miami University Saturday in the 113th meeting between the two schools.

It was UC's third-straight win over the RedHawks in the nation's longest non-conference rivalry. The first meeting, on Dec. 8, 1888, was the first collegiate football game played in Ohio.

John Goebel returned the opening kickoff 43 yards, helping set up a 38-yard field goal by Jake Rogers to put Cincinnati ahead 3-0. It was the Bearcats' first field goal attempt this season.

Goebel later scored on a five-yard run to give the Bearcats a 10-0 lead.

Pike tossed a 30-yard TD pass to Mardy Gilyard, whose diving reception put Cincinnati ahead 17-3. Gilyard had six receptions for 69 yards and a touchdown.

The RedHawks drew closer when junior QB Daniel Raudabaugh threw a 10-yard touchdown pass to Armand Robinson to make the score 17-10. Raudabaugh was 28-of-42 for 235 yards and two TDs.

Goebel's 20-yard TD run gave UC a 24-10 lead with 1:14 remaining in the first half.

After Raudabaugh's second TD pass made the score 24-20, DeAndre Gilmore recovered an onside kick at the Cincinnati 46-yard line.

Mike Mickens intercepted a Raudabaugh pass and returned it 72 yards for a touchdown, putting the Bearcats ahead 31-20. It was Mickens' third career interception return for a TD.

Pike's 24-yard touchdown pass to Ben Guidugli made the score 38-20 in the third quarter. Pike closed out the game with an 8-yard strike to Kazeem Alli, the first TD catch of Alli's career.

**GAME 3 • SCORE BY QUARTERS**

	1	2	3	4	F
Miami (OH)	0	13	7	0	20
Cincinnati	10	14	14	7	45

**SCORING SUMMARY****FIRST QUARTER**

13:08	UC	Rogers, 38-yard field goal	4-7; 1:52
08:43	UC	Goebel, 5-yard run (Rogers kick)	6-62; 2:16

**SECOND QUARTER**

14:57	MU	Parseghian, 19-yard field goal	17-75; 8:40
11:27	UC	Gilyard, 30-yard pass from Pike (Rogers kick)	8-81; 3:24
06:26	MU	Robinson, 10-yard pass from Raudabaugh (Parseghian kick)	10-71; 4:56
01:14	UC	Goebel, 20-yard run (Rogers kick)	11-77; 5:03
00:00	MU	Parseghian, 41-yard field goal	9-48; 1:08

**THIRD QUARTER**

10:10	MU	Givens, 34-yard pass from Raudabaugh (Parseghian kick)	9-79; 4:45
07:29	UC	Mickens, 72-yard interception return (Rogers kick)	
00:26	UC	Guidugli, 24-yard pass from Pike (Rogers kick)	10-75; 3:31

**FOURTH QUARTER**

02:32	UC	Alli, 8-yard pass from Pike (Rogers kick)	12-84; 6:20
-------	----	---	-------------

TEAM STATISTICS	MU	UC
FIRST DOWNS	22	20
YARDS RUSHING	66	152
YARDS PASSING	235	241
Comp-Att-Int	28-44-1	20-24-0
TOTAL YARDS	301	393
Fumbles: No-Lost	1-0	3-2
Penalties: No-Yards	5-36	6-70
Punts-Avg	4-196	0-0
Punt Ret: No-Yds-TD	0-0-0	3-24-0
KO Ret: No-Yds-TD	7-128-0	4-76-0
INT: No-Yds-TD	0-0-0	1-72-1
Fum. Ret: No-Yds-TD	0-0-0	0-0-0
Third-Down	11-19	8-10
Possession Time	34:57	25:03
Sacks By: No-Yds	0-0	1-9
Field Goals	2-2	1-1

**RUSHING:** UC - Goebel, 13-63; Ramsey, 12-57; Pike, 5-33; S.Johnson, 1-(-1). MU - Merriweather, 17-50; Bratton, 7-11; Rodriguez, 1-3; Raudabaugh, 4-2; Rogers, 1-0.

**PASSING:** UC - Pike 20-24-0-241. MU - Raudabaugh, 28-42-1-235; Belton, 0-2-0-0.

**RECEIVING:** UC - Goodman, 6-94; Gilyard, 6-69; Guidugli, 3-52; Barnett, 2-2; Binns, 1-10; Alli, 1-8; Goebel, 1-6. MU - Bratton, 9-54; Harris, 4-20; Givens, 3-52; Woods, 3-31; A.Robinson, 3-23; Crabtree, 2-20; Rogers, 2-17; O'Connell, 1-11; Merriweather, 1-7.

**GAME 4 • Sept. 27, 2008 • The Rubber Bowl • Akron, Ohio • Att.: 16,927**

	<b>Cincinnati</b>	<b>17</b>
	<b>Akron</b>	<b>15</b>

AKRON, Ohio - Jake Rogers kicked a season-long 48-yard field goal with 7:45 left in the game to help lead the University of Cincinnati to a 17-15 comeback win over Akron, Saturday in the Rubber Bowl.

The Bearcats (3-1), who trailed 9-7 at the half, drove 42 yards in nine plays to set up Rogers' field goal, and Brad Jones intercepted Chris Jacquemain's pass at Akron's 44 with 1:31 remaining to seal the win.

Rogers' field goal, only the second of the season for the Bearcats, was set up by a seven-yard third-down scamper by redshirt freshman quarterback Zach Collaros who was subbing for an injured Tony Pike. Collaros finished the contest with one completion and 18 yards rushing.

Pike injured his non-throwing arm in the fourth quarter and did not return. He was 23-of-34 for a career-high 320 yards and two touchdowns. He's the first UC quarterback to go over the 300-yard mark in 2008.

Mardy Gilyard caught seven passes for a career-high 146 yards and two touchdowns. Included in that total was a third-quarter, 67-yard strike from Pike to Gilyard that gave UC a 14-9 lead with 41 seconds left in the third quarter. The 67-yard pass was a career long for Pike.

Gilyard has scored at least one touchdown in each of UC's first four games this season and surpassed his 2007 total of five touchdowns.

UA's Dennis Kennedy scored on a one-yard touchdown run with 14:13 left in the game to put Akron up 15-14. The five-play, 24-yard drive was set up by a fumble by Gilyard on the UC 24-yard line. Jacquemain connected on 26 of 40 passes for 254 yards, and Deryn Bowser caught 10 for 72 yards.

The Bearcats defense recorded a season-high three sacks. Lamonte Nelms, Adam Hoppel, and Curtis Young all recorded their first sacks of the season. Defensive back Mike Mickens had a career-high 14 tackles, including 12 solo stops. He also added three pass break ups and a tackle for a loss.

**GAME 4 • SCORE BY QUARTERS**

	1	2	3	4	F
Cincinnati	7	0	7	3	17
Akron	3	6	0	6	15

**SCORING SUMMARY****FIRST QUARTER**

10:47	UC	Gilyard, 14-yard pass from Pike (Rogers kick)	10-76; 4:13
04:02	UA	Iveljic 26-yard field goal	15-76; 6:38

**SECOND QUARTER**

00:09	UA	Bowser, 7-yard pass from Jacquemain (Iveljic kick blocked)	13-75; 2:12
-------	----	--	-------------

**THIRD QUARTER**

13:05	UC	Gilyard, 67-yard pass from Pike (Rogers kick)	2-64; 0:41
-------	----	---	------------

**FOURTH QUARTER**

14:13	UA	Kennedy, 1-yard run (Jacquemain rush failed)	5-24; 2:37
07:45	UC	Rogers 48-yard field goal	9-42; 3:35

TEAM STATISTICS	UC	UA
FIRST DOWNS	21	23
YARDS RUSHING	104	104
YARDS PASSING	322	254
Comp-Att-Int	24-38-0	26-42-1
TOTAL YARDS	426	358
Fumbles: No-Lost	2-2	2-0
Penalties: No-Yards	9-75	6-68
Punts-Avg	3-136	5-217
Punt Ret: No-Yds-TD	0-0-0	0-0-0
KO Ret: No-Yds-TD	3-61-0	3-59-0
INT: No-Yds-TD	1-0-0	0-0-0
Fum. Ret: No-Yds-TD	0-0-0	0-0-0
Third-Down	4-12	6-14
Possession Time	28:16	31:44
Sacks By: No-Yds	3-28	0-0
Field Goals	1-1	1-2

**RUSHING:** UC - Ramsey, 13-54; Goebel, 9-27; Collaros, 4-18; Pike, 2-6; Pead, 1-2; Team, 2-(minus 3). UA - Kennedy, 11-41; Johnson, 8-33; Tuzze, 4-21; Bruce, 3-7; Pride, 1-1; Jacquemain, 6-1.

**PASSING:** UC - Pike, 23-34-0-320; Collaros, 1-4-0-2. UA - Jacquemain 26-40-1-254.

**RECEIVING:** UC - Gilyard, 7-146; Goodman, 6-91; Barnett, 6-66; Ramsey, 2-4; Alli, 1-14; Woods 1-2; Goebel; 1-(minus 1). UA - Bowser, 10-72; Jones, 4-47; Bruce, 3-44; Owen, 2-25; Johnson, 2-22; D.Miller, 2-19; Poindexter, 1-14; Tuzze, 1-8; Kennedy, 1-3.

**GAME 5 • Oct. 3, 2008 • Edwards Stadium • Huntington, W.Va. • Att.: 29,237**

<b>M</b> THE HERD	<b>Cincinnati</b>	<b>33</b>
	<b>Marshall</b>	<b>10</b>

HUNTINGTON, W.Va. (AP) - Redshirt freshman Chazz Anderson threw two touchdown passes and ran for another score in his college debut to lead Cincinnati to a 33-10 victory over Marshall.

Anderson looked like a calm veteran at times, leading the Bearcats (4-1) on two long scoring drives in the second half to break open a close game. He finished 16-of-26 for 158 yards.

Marshall (3-3) has scored just one touchdown in its past two games. Redshirt freshman Mark Cann had his second straight poor outing. He went 17-of-36 for 178 yards, was intercepted three times and sacked three times.

Midway through the third quarter, Anderson drove Cincinnati 89 yards and found Dominick Goodman in the end zone for the second time, this one from 7 yards out for a 23-10 lead.

After Aaron Webster's interception on Marshall's next series led to Jake Rogers' 40-yard field goal, Anderson capped an 86-yard drive with a 1-yard run with 10:12 left in the game for the final margin.

Cincinnati outgained Marshall 122-119 in the first half but jumped ahead 16-3 with the help of Thundering Herd mistakes.

Cincinnati's Connor Barwin blocked a Kase Whitehead punt out of the end zone for a first-quarter safety. The Bearcats took over at the Marshall 48 after the ensuing free kick and needed just four plays to reach the end zone, with John Goebel scoring on a 21-yard run for a 9-0 lead.

Marshall advanced to the Cincinnati 37 in the second quarter, but Darius Marshall ran in circles and lost 14 yards, Cann was sacked and Whitehead shanked a 17-yard punt.

A penalty wiped out a 25-yard reception by Darius Passmore on Marshall's next possession. Two plays later, Cann's pass bounced off Cody Slate's shoulder and Cedric Tolbert returned the interception 35 yards to the Marshall 14. Anderson then found Goodman in the end zone for a 16-0 lead.

<b>GAME 5 • SCORE BY QUARTERS</b>	<b>1</b>	<b>2</b>	<b>3</b>	<b>4</b>	<b>F</b>
Cincinnati	2	14	10	7	— 33
Marshall	0	3	7	0	— 10

**SCORING SUMMARY****FIRST QUARTER**

01:02 UC Team Safety (Barwin blocked punt)

**SECOND QUARTER**

14:29 UC Goebel 21-yard run (Rogers kick) 4-48; 1:33

04:54 UC Goodman 14-yard pass from Anderson (Rogers kick) 2-14; 0:11

03:05 MU Ratanamorn 50-yard field goal 8-42; 2:49

**THIRD QUARTER**

13:52 MU Slate 57-yard pass from Cann (Ratanamorn kick) 4-66; 1:08

07:13 UC Goodman 7-yard pass from Anderson (Rogers kick) 8-89; 2:48

05:33 UC Rogers 40-yard field goal 4-(-2); 1:23

**FOURTH QUARTER**

10:12 UC Anderson 1-yard run (Rogers kick) 14-86; 6:11

<b>TEAM STATISTICS</b>	<b>UC</b>	<b>MU</b>
FIRST DOWNS	22	16
YARDS RUSHING	203	90
YARDS PASSING	158	178
Comp-Att-Int	16-26-1	17-37-3
TOTAL YARDS	361	268
Fumbles: No-Lost	2-1	1-0
Penalties: No-Yards	2-22	3-20
Punts-Avg	6-43.5	8-30.8
Punt Ret: No-Yds-TD	3-17-0	2-30-0
KO Ret: No-Yds-TD	4-72-0	6-113-0
INT: No-Yds-TD	3-62-0	1-10-0
Fum. Ret: No-Yds-TD	0-0-0	0-0-0
Third-Down	4-13	5-16
Possession Time	31:29	28:31
Sacks By: No-Yds	3-21	3-30
Field Goals	1-1	1-1

**RUSHING:** UC - Ramsey 17-99, Pead 11-59, Goebel 8-56, Barnett 1-13, Team 1-0, Anderson 8-(minus 24). MU - Small 7-62, Passmore 3-20, Marshall - 14-19, Edwards 3-14, Team 1-(minus 4), Cann 3-(minus 21).

**PASSING:** UC - Anderson 16-26-1-158. MU - Cann 17-36-3-178, Passmore 0-1-0-0.

**RECEIVING:** UC - Goodman 6-51, Guidugli 3-35, Gilyard 2-30, Barnett 2-11, Ramsey 1-15, Woods 1-13, Goebel 1-3. MU - Slate 7-96, Passmore 7-47, Milligan 1-19, Marshall 1-10, Edmonson 1-6.

**GAME 6 • Oct. 11, 2008 • Nippert Stadium • Cincinnati, Ohio • Att.: 32,370**

<b>R</b>	<b>Rutgers</b>	<b>10</b>
	<b>Cincinnati</b>	<b>13</b>

CINCINNATI (AP) - Chazz Anderson ran eight yards for a touchdown on a quarterback draw, and Cincinnati overcame an afternoon of penalties and punts to beat Rutgers 13-10.

Anderson, making his second straight start after injuries wiped out Cincinnati's top quarterbacks, did just enough to help the Bearcats (5-1, 1-0) win their Big East opener.

The Scarlet Knights (1-5, 0-2) are off to their worst start since 2002, when they went 1-11.

Rutgers' touchdown came on a trick play early in the second half. Mike Teel handed off to running back Kordell Young, who ran toward the right sideline and threw a 17-yard pass to uncovered fullback Jack Corcoran.

Cincinnati had 12 penalties for 115 yards - three of them personal fouls - and went 0-for-11 on third downs, resulting in nine punts. With a chance to run out the clock, the Bearcats failed to move the ball and had to punt, giving Rutgers possession at its 12-yard line with 2:10 to go.

The Scarlet Knights let that final chance slip away when Kenny Britt dropped a pass on 4th-and-2 at the Rutgers 30-yard line.

The Bearcats were forced to use two redshirt freshmen at quarterback after senior Dustin Grutza and junior Tony Pike got hurt. Anderson edged out Zach Collaros for the job, and has led Cincinnati to a pair of wins. He went 21-of-29 for 239 yards against the Scarlet Knights.

Teel finished 19-of-35 for 175 yards. Young, who missed the last four games with a sore knee, ran 22 times for 78 yards.

Cincinnati's Jake Rogers and Rutgers' San San Te each made a 50-yard field goal in the third quarter, which ended with the Bearcats ahead 13-10. Two personal fouls on Cincinnati set up Te's kick.

<b>GAME 6 • SCORE BY QUARTERS</b>	<b>1</b>	<b>2</b>	<b>3</b>	<b>4</b>	<b>F</b>
Rutgers	0	0	10	0	— 10
Cincinnati	3	7	3	0	— 13

**SCORING SUMMARY****FIRST QUARTER**

01:06 UC Rogers 19-yard field goal 8-56; 3:32

**SECOND QUARTER**

10:10 UC Anderson 8-yard run (Rogers kick) 3-32; 0:44

**THIRD QUARTER**

10:36 RU Corcoran 17-yard pass from Young (Te kick) 8-90; 4:17

06:38 UC Rogers 50-yard field goal 10-44; 3:50

02:53 RU Te 50-yard field goal 8-43; 3:38

**RUSHING:** UC - Ramsey 14-85, Goebel 6-21, Gilyard 2-10, Team 2-(minus 7), Anderson 7-(minus 12). RU - Young 22-78, Brooks 3-6, T.Brown 1-(minus 2), Teel 3-(minus 20).

**PASSING:** UC - Anderson 21-29-0-239. RU - Teel 19-35-0-175, Young 1-1-0-17.

<b>TEAM STATISTICS</b>	<b>RU</b>	<b>UC</b>
FIRST DOWNS	15	15
YARDS RUSHING	62	97
YARDS PASSING	192	239
Comp-Att-Int	20-36-0	21-29-0
TOTAL YARDS	254	336
Fumbles: No-Lost	0-0	0-0
Penalties: No-Yards	2-62	12-115
Punts-Avg	10-46.6	9-41.8
Punt Ret: No-Yds-TD	2-5-0	5-70-0
KO Ret: No-Yds-TD	4-87-0	2-46-0
INT: No-Yds-TD	0-0-0	0-0-0
Fum. Ret: No-Yds-TD	0-0-0	0-0-0
Third-Down	3-15	0-11
Possession Time	31:46	28:14
Sacks By: No-Yds	4-28	3-20
Field Goals	1-1	2-2

**RECEIVING:** UC - Barnett 5-79, Woods 4-67, Gilyard 4-35, Goodman 4-21, Goebel 2-3, Alli 1-24, Guidugli 1-10. RU - Brock 7-51, Britt 4-51, T.Brown 3-37, Corcoran 2-22, Campbell 2-19, Young 1-9, Morales 1-3.

**GAME 7 • Oct. 25, 2008 • Rentschler Field • East Hartford, Conn. • Att.: 40,000**

	<b>Cincinnati</b>	<b>16</b>
	<b>Connecticut</b>	<b>40</b>

EAST HARTFORD, Conn. (AP) - Donald Brown ran for 150 yards and two touchdowns and Connecticut scored 20 fourth-quarter points to beat Cincinnati 40-16.

Redshirt freshman David Teggart, making his first career start, hit four field goals as the Huskies (6-2, 2-1 Big East) won their 11th consecutive home game.

Brown had just 80 yards late into the fourth quarter before a 54-yard run. He scored from 5 yards to make it 33-16, breaking open what had been a close game.

Robert McClain returned his second interception of the game 28 yards for a touchdown to close out the scoring.

Tony Pike and Chazz Anderson combined to throw for 259 yards for Cincinnati (5-2, 1-1). Pike started for the first time since breaking his left (non-throwing) arm against Akron on Sept. 27, but only made it through the first half.

He was 10-of-27 for 136 yards with a touchdown and an interception, but Anderson took over after intermission. He was 9-of-20 for 123 yards and two interceptions.

Cincinnati scored less than 2 minutes into the game, after Connor Barwin came up the middle to block his third punt of the season. That set up the first of three field goals from sophomore Jake Rogers, a 29-yarder. The Bearcats' kicker also hit a 54-yarder with the wind at his back just before the half to give the Bearcats a 13-10 lead. The kick was the third longest in Big East history, and the second longest for Rogers, who hit from 55 yards as a freshman against Oregon St.

**GAME 7 • SCORE BY QUARTERS**

	1	2	3	4	F
Cincinnati	10	3	3	0	16
Connecticut	10	0	10	20	40

**SCORING SUMMARY****FIRST QUARTER**

13:13	UC	Rogers 29-yard field goal	4-3; 0:46
07:59	UConn	Teggart 26-yard field goal	10-57; 5:14
04:51	UConn	Brown 2-yard run (Teggart kick)	4-36; 1:49
02:22	UC	Gilyard 27-yard pass from Pike (Rogers kick)	6-78; 2:29

**SECOND QUARTER**

00:35	UC	Rogers 54-yard field goal	4-8; 0:43
-------	----	---------------------------	-----------

**THIRD QUARTER**

11:10	UConn	Todman 1-yard run (Teggart kick)	7-65; 2:26
06:53	UC	Rogers 22-yard field goal	8-58; 4:17
00:19	UConn	Teggart 47-yard field goal	9-44; 4:02

**FOURTH QUARTER**

14:25	UConn	Teggart 32-yard field goal	4-4; 0:46
05:47	UConn	Teggart 22-yard field goal	5-17; 2:24
01:55	UConn	Brown 5-yard run (Teggart kick)	5-74; 2:53
01:41	UConn	McClain 28-yard interception return (Teggart kick)	

TEAM STATISTICS	UC	UConn
FIRST DOWNS	16	15
YARDS RUSHING	30	153
YARDS PASSING	259	196
Comp-Att-Int	19-47-3	18-42-0
TOTAL YARDS	289	349
Fumbles: No-Lost	6-3	0-0
Penalties: No-Yards	5-38	8-73
Punts-Avg	7-45.7	10-35.5
Punt Ret: No-Yds-TD	8-53-0	3-50-0
KO Ret: No-Yds-TD	6-98-0	2-42-0
INT: No-Yds-TD	0-0-0	3-68-1
Fum. Ret: No-Yds-TD	0-0-0	0-0-0
Third-Down	4-13	5-16
Possession Time	25:47	34:13
Sacks By: No-Yds	1-7	4-36
Field Goals	3-3	4-4

**RUSHING:** UC - UC - Ramsey 5-38, Goebel 2-11, Barnett 1-(minus 2), Anderson 8-(minus 2), Pike 3-(minus 15). UConn - D.Brown 29-150, Todman 2-19, Endres 1-(minus 7), Team 4-(minus 9).

**PASSING:** UC - UC - Pike 10-27-1-136, Anderson 9-20-2-123. UConn - Endres 18-42-0-196.

**RECEIVING:** UC - Gilyard 7-87, Goodman 5-69, Goebel 3-68, Guidugli 1-12, Barnett 1-9, Peard 1-8, Alli 1-6. UConn - D.Brown 4-58, K.Moore 3-25, Gaulden 3-14, Smith 2-41, Hernandez 2-38, Bedard 2-12, Kanuch 1-13, Todman 1-(minus 5).

**GAME 8 • Oct. 30, 2008 • Nippert Stadium • Cincinnati, Ohio • Att.: 31,175**

	<b>No. 24/23 USF</b>	<b>10</b>
	<b>Cincinnati</b>	<b>24</b>

CINCINNATI (AP) - Not bad for a guy with a broken arm.

Playing with a soft cast protecting his surgically repaired left forearm, junior Tony Pike had one of his finest games, throwing a pair of touchdown passes and steadying Cincinnati's offense in a 24-10 victory over No. 24 South Florida.

Pike was sharp in his second game back since he broke his non-passing arm, which is held together by a plate and six screws. A black wrap covered the removable cast that covers a 4-inch scar from the operation and softens the blows. He took several rattling hits and hung in there until the middle of the fourth quarter.

Cincinnati (6-2, 2-1 Big East) was back to normal with an experienced quarterback running the no-huddle, spread offense again. Facing one of the conference's toughest defenses, Pike was 20-of-28 for 281 yards and two touchdowns, including a 1-yard pass to Connor Barwin that put the Bearcats up 24-10 early in the fourth quarter.

On that play, Pike had to take a direct snap from center instead of working out of the shotgun. The force of the snap hurt his left hand, limiting him to one play the rest of the way. Zach Collaros took over for Pike in the fourth quarter and finished it off with running plays.

Junior Matt Grothe came into the game on a surge, throwing at least two touchdown passes in each of the last three games. He had only five interceptions all season, a sign of his dependability. But against the Bearcats, Grothe threw three--two of them deflected--against a defense that pressured him steadily.

Grothe's toughest play was a tackle, pulling down Mike Mickens after a 58-yard interception return. The senior corner back's 13th career interception set a Cincinnati record and set up its first touchdown.

Grothe was 13-of-31 for 174 yards, but couldn't connect on his two most important throws. He misfired on a fourth-and-goal pass from the 5-yard line with 7:56 left, then had a fourth-down pass batted down in the end zone on the next possession.

**GAME 8 • SCORE BY QUARTERS**

	1	2	3	4	F
No. 24/23 USF	7	0	3	0	10
Cincinnati	10	7	0	7	24

**SCORING SUMMARY****FIRST QUARTER**

08:51	UC	Goebel 2-yard run (Rogers kick)	3-14; 1:07
07:10	USF	Plancher 1-yard run (Bonani kick)	4-82; 1:37
03:42	UC	Rogers 32-yard field goal	7-49; 3:22

**SECOND QUARTER**

09:17	UC	Gilyard 26-yard pass from Pike (Rogers kick)	12-91; 4:12
-------	----	--	-------------

**THIRD QUARTER**

09:23	USF	Bonani 49-yard field goal	6-26; 1:48
-------	-----	---------------------------	------------

**FOURTH QUARTER**

14:31	UC	Barwin 1-yard pass from Pike (Rogers kick)	9-61; 3:51
-------	----	--	------------

TEAM STATISTICS	USF	UC
FIRST DOWNS	19	23
YARDS RUSHING	182	115
YARDS PASSING	174	281
Comp-Att-Int	13-31-3	20-28-1
TOTAL YARDS	356	396
Fumbles: No-Lost	1-0	2-2
Penalties: No-Yards	8-40	6-36
Punts-Avg	4-36.2	4-43.0
Punt Ret: No-Yds-TD	3-17-0	0-0-0
KO Ret: No-Yds-TD	5-88-0	3-65-0
INT: No-Yds-TD	1-33-0	3-58-0
Fum. Ret: No-Yds-TD	0-0-0	0-0-0
Third-Down	4-14	5-10
Possession Time	30:32	29:28
Sacks By: No-Yds	2-15	2-12
Field Goals	1-1	1-1

**RUSHING:** UC - Goebel 17-78, Ramsey 15-43, Collaros 2-11, Team 1-(minus 2), Pike 2-(minus 15). USF - B.Williams 17-79, Grothe 8-54, Plancher 8-47, Kelly 4-11, Johnson 1-(minus 2), T.Wilson 1-(minus 7).

**PASSING:** UC - Pike 20-28-1-281. USF - Grothe 13-31-3-174.

**RECEIVING:** UC - Goodman 5-57, Gilyard 4-98, Goebel 3-43, Woods 3-30, Guidugli 2-38, Barnett 1-8, Ramsey 1-6, Barwin 1-1. USF - Mitchell 4-77, Hester 3-47, Johnson 2-23, Bogan 2-17, B.Williams 1-6, Kelly 1-4.

**GAME 9 • Nov. 8, 2008 • Milan Puskar Stadium • Morgantown, W.Va. • Att.: 59,834**

	<b>Cincinnati</b>	<b>OT</b>	<b>26</b>
	<b>No. 20/23 West Virginia</b>		<b>23</b>

MORGANTOWN, W.Va. (AP) - Tony Pike threw a 2-yard touchdown pass to Kazeem Alli in overtime to lift the Bearcats to a 26-23 win over No. 20 West Virginia.

West Virginia (6-3, 3-1) scored 13 points and recovered an onside kick in the final 1:11 to force overtime, including Pat McAfee's 52-yard field goal as time ran out. McAfee added a 27-yard field goal on West Virginia's overtime possession.

Cincinnati (7-2, 3-1) managed just three first downs after taking a 20-7 lead into halftime, but answered the field goal with a well-run drive and created a first-place logjam with West Virginia and No. 25 Pittsburgh.

Pike found Dominick Goodman on a 10-yard pass to start UC's overtime possession. A roughing-the-passer penalty on Sidney Glover on the next play moved the ball to the 7. After Jacob Ramsey ran for 5 yards, Pike faked a handoff and flipped to Alli, who was alone in the end zone.

The Bearcats held the West Virginia duo of quarterback Pat White and running back Noel Devine to 99 yards rushing combined, 90 below their average.

West Virginia turned the ball over on downs twice inside the Cincinnati 10-yard line in the fourth quarter but it was the Bearcats who seemed to self-destruct near the end.

Cincinnati punter Kevin Huber ran out of the back of the end zone with 1:11 left to give West Virginia its first points since midway through the first quarter.

Mardy Gilyard returned the opening kickoff 100 yards for a touchdown. Pike's 4-yard run capped a 77-yard drive and put Cincinnati ahead 20-7 late in the second quarter.

<b>GAME 9 • SCORE BY QUARTERS</b>	<b>1</b>	<b>2</b>	<b>3</b>	<b>4</b>	<b>OT</b>	<b>F</b>
Cincinnati	13	7	0	0	6	— 26
No. 20/23 West Virginia	7	0	0	13	3	— 23

**SCORING SUMMARY****FIRST QUARTER**

14:44	UC	Gilyard 100-yard kickoff return (Rogers kick)	
08:41	UC	Rogers 46-yard field goal	4-5; 0:50
05:46	WVU	Arnett, 19-yard pass from White (McAfee kick)	7-77; 2:48
00:26	UC	Rogers 31-yard field goal	

**SECOND QUARTER**

5:23	UC	Pike 4-yard run (Rogers kick)	12-77; 5:39
------	----	-------------------------------	-------------

**FOURTH QUARTER**

01:11	WVU	Team Safety	
00:19	WVU	Jalloh 3-yard pass from White (White rush)	7-62; 0:47
00:00	WVU	McAfee 52-yard field goal	

**OVERTIME**

WVU	McAfee 27-yard field goal
UC	Alli 2-yard pass from Pike


<b>TEAM STATISTICS</b>	<b>UC</b>	<b>WVU</b>
FIRST DOWNS	12	19
YARDS RUSHING	82	98
YARDS PASSING	178	219
Comp-Att-Int	16-30-0	20-38-1
TOTAL YARDS	260	317
Fumbles: No-Lost	0-0	1-1
Penalties: No-Yards	10-91	5-43
Punts-Avg	7-45.3	9-45.8
Punt Ret: No-Yds-TD	4-19-0	2-6-0
KO Ret: No-Yds-TD	2-117-1	6-127-0
INT: No-Yds-TD	1-2-0	0-0-0
Fum. Ret: No-Yds-TD	0-0-0	0-0-0
Third-Down	2-13	4-20
Possession Time	28:45	31:15
Sacks By: No-Yds	4-19	3-25
Field Goals	2-3	2-2

**RUSHING:** UC - Ramsey 18-83, Goebel 7-14, Team 1-(minus 6), Pike 7-(minus 9). WVU - Devine 19-58, P.White 20-41, Jalloh 1-2, Sanders 2-(minus 3).

**PASSING:** UC - Pike 16-30-0-178. WVU - P.White 20-38-1-219.

**RECEIVING:** UC - Goodman 6-81, Goebel 3-68, Alli 2-8, Barnett 2-(minus 1), Ramsey 1-12, Guidugli 1-7, Waugh 1-3. WVU - Devine 6-48, Sanders 5-52, Jalloh 4-54, Starks 2-32, Arnett 2-28, Lyons 1-5.

**GAME 10 • Nov. 14, 2008 • Papa John's Cardinal Stadium • Louisville, Ky. • Att.: 37,822**

	<b>No. 22/22 Cincinnati</b>	<b>28</b>
	<b>Louisville</b>	<b>20</b>

LOUISVILLE, Ky. (AP) - Seconds after the gun sounded to end No. 22 Cincinnati's soggy 28-20 win over Louisville, several Bearcats sprinted to the end zone and grabbed the Keg of Nails, the trophy that had tormented them for years.

This was one keg party coach Brian Kelly had no plans of interrupting. Besides, for the surging Bearcats the good times might just be starting.

The victory gives Cincinnati (8-2, 4-1) a half-game lead over idle West Virginia and No. 21 Pittsburgh in the conference title race. Cincinnati beat the Mountaineers last week and host the Panthers on Nov. 22.

Dominick Goodman caught nine passes for 134 yards and a touchdown for UC and John Goebel ran for 77 yards and a score as UC won the Keg of Nails for the first time since 2002.

Quarterback Tony Pike, who took over the starting job earlier this year when senior Dustin Grutza went down with a broken leg, completed 19 of 33 passes in soggy conditions before getting knocked out in the fourth quarter with a bruised sternum.

Enter Grutza, who hadn't played since breaking his right leg during a 52-26 loss to Oklahoma on Sept. 6. Walking onto the field in steady rain, Grutza quickly led the Bearcats on a five-play, 72-yard touchdown drive that gave the Bearcats a 28-20 lead with 6:29 to play.

The key play was a 24-yard pass to Goodman on third-and-5 that moved the ball to the Louisville 43. Goebel did the rest, zipping 37 yards up the left side on the next play before going in from the 6 for the score.

Goodman gave the Bearcats a 21-20 lead with 6:38 to play in the third quarter on a beautiful 23-yard touchdown grab, laying out parallel to the ground and holding onto the ball as he slid across the wet turf in the end zone. The score was the 21st receiving touchdown of Goodman's career, tying the school record held by Jim O'Brien.

<b>GAME 10 • SCORE BY QUARTERS</b>	<b>1</b>	<b>2</b>	<b>3</b>	<b>4</b>	<b>F</b>
No. 22/22 Cincinnati	7	7	7	7	— 28
Louisville	7	10	3	0	— 20

**SCORING SUMMARY****FIRST QUARTER**

11:42	UC	Gilyard 48-yard pass from Pike (Rogers kick)	7-73; 3:18
02:59	UofL	Bryant 2-yard pass from Cantwell (Payne kick)	11-28; 6:05

**SECOND QUARTER**

11:52	UofL	Payne 23-yard field goal	10-71; 3:57
04:46	UC	Ramsey 1-yard run (Rogers kick)	9-64; 3:34
01:47	UofL	Anderson 3-yard run (Payne kick)	6-75; 2:59

**THIRD QUARTER**

11:35	UofL	Payne 23-yard field goal	4-3; 0:50
06:38	UC	Goodman 23-yard pass from Pike (Rogers kick)	2-32; 0:40

**FOURTH QUARTER**

06:29	UC	Goebel 6-yard run (Rogers kick)	5-72; 1:51
-------	----	---------------------------------	------------

<b>TEAM STATISTICS</b>	<b>UC</b>	<b>UofL</b>
FIRST DOWNS	17	17
YARDS RUSHING	131	120
YARDS PASSING	274	204
Comp-Att-Int	20-36-1	19-35-1
TOTAL YARDS	405	324
Fumbles: No-Lost	3-1	3-1
Penalties: No-Yards	6-42	6-46
Punts-Avg	2-39.5	4-43.2
Punt Ret: No-Yds-TD	2-13-0	0-0-0
KO Ret: No-Yds-TD	5-118-0	3-45-0
INT: No-Yds-TD	1-28-0	1-0-0
Fum. Ret: No-Yds-TD	0-0-0	0-0-0
Third-Down	2-13	4-20
Possession Time	25:47	34:13
Sacks By: No-Yds	1-11	0-0
Field Goals	0-3	2-3

**RUSHING:** UC - Goebel 10-77, Ramsey 13-48, DJones 1-5, Grutza 1-3, Pike 3-2, Team 3-(minus 4). UofL - Anderson 13-60, Powell 11-39, Bolen 8-15, Beaumont 2-10, Cantwell 3-(minus 4).

**PASSING:** UC - Pike 19-33-1-250, Grutza 1-2-0-24, Team 0-1-0-0. UofL - Cantwell 19-35-1-204.

**RECEIVING:** UC - Goodman 9-134, Gilyard 5-73, Guidugli 3-42, Goebel 2-11, Alli 1-14. UofL - Beaumont 4-61, Guy 4-48, Chichester 3-33, Anderson 3-14, Pascaley 2-36, Nohta 1-7, Bolen 1-3, Bryant 1-2.

**GAME 11 • Nov. 22, 2008 • Nippert Stadium • Cincinnati, Ohio • Att.: 35,098**

<b>PITT</b>	<b>No. 20/19 Pittsburgh</b>	<b>21</b>
	<b>No. 19/20 Cincinnati</b>	<b>28</b>

CINCINNATI (AP) - The quarterback with the broken arm led No. 19 Cincinnati to the threshold of its first Big East championship.

Tony Pike threw three touchdown passes, each to a different receiver, and the Bearcats took control of the conference by beating 20th-ranked Pittsburgh 28-21, their first win in eight games against the Panthers.

He matched his career high for touchdown passes and ran Cincinnati's no-huddle, spread offense almost flawlessly against the conference's best road team. Pike completed a career-high 26 passes in 32 attempts for 309 yards, and ran several draw plays that exposed his arm to hits.

Bill Stull's 41-yard touchdown pass to Dorin Dickerson cut it to 28-21 with 1:22 to go, but Cincinnati recovered the onside kick and ran the clock down to 18 seconds before turning it over on downs at the 32-yard line. Fans then stormed the field prematurely - a defensive penalty extended the game by 4 seconds following a sack.

They started onto the field prematurely again while Pitt ran a multiple-lateral play, retreated to the sideline and then charged on again when Cincinnati recovered a loose ball to end it.

The Bearcats had a lot of things working for them in a game second-year coach Brian Kelly called the biggest in school history. They had their first capacity crowd in five games, their special red jerseys for the first time in five years, and a defense that has been impeccable in four straight wins over ranked teams.

Pike rolled away from the pressure and made accurate throws, including a 4-yard touchdown pass to Dominick Goodman at the back of the end zone that made it 14-7 just before halftime. It was Goodman's 22nd career touchdown catch, topping former NFL kicker and receiver Jim O'Brien's school record.

<b>GAME 11 • SCORE BY QUARTERS</b>	<b>1</b>	<b>2</b>	<b>3</b>	<b>4</b>	<b>F</b>
No. 20/19 Pittsburgh	7	0	0	14	- 21
No. 19/20 Cincinnati	0	14	7	7	- 28

**SCORING SUMMARY****FIRST QUARTER**

09:20 PITT McCoy 6-yard run (Lee kick) 10-69; 5:44

**SECOND QUARTER**

14:09 UC Barnett 20-yard pass from Pike (Rogers kick) 16-99; 7:54

03:33 UC Goodman 4-yard pass from Pike (Rogers kick) 11-83; 4:45

**THIRD QUARTER**

12:18 UC Gilyard 39-yard pass from Pike (Rogers kick) 6-62; 2:33

**FOURTH QUARTER**

14:16 UC Ramsey 2-yard run (Rogers kick) 9-77; 4:35

10:12 PITT McCoy 16-yard run (Lee kick) 8-64; 3:55

01:22 PITT Dickerson 41-yard pass from Stull (Lee kick) 5-72; 1:08

<b>TEAM STATISTICS</b>	<b>PITT</b>	<b>UC</b>
FIRST DOWNS	15	22
YARDS RUSHING	35	87
YARDS PASSING	229	309
Comp-Att-Int	18-29-1	26-32-0
TOTAL YARDS	264	396
Fumbles: No-Lost	2-1	3-1
Penalties: No-Yards	7-50	5-46
Punts-Avg	6-40.2	2-30.0
Punt Ret: No-Yds-TD	0-0-0	0-0-0
KO Ret: No-Yds-TD	5-105-0	3-66-0
INT: No-Yds-TD	0-0-0	1-45-0
Fum. Ret: No-Yds-TD	0-0-0	0-0-0
Third-Down	2-10	6-12
Possession Time	25:13	34:47
Sacks By: No-Yds	2-12	7-41
Field Goals	0-0	0-1

**RUSHING:** Pitt - McCoy 17-82, McGee 1-(minus 5), Stull 8-(minus 42). UC - Pike 9-33, Goebel 11-29, Ramsey 18-25.

**PASSING:** Pitt - Stull 18-28-1-229, Team 0-1-0-0. UC - Pike 26-32-0-309.

**RECEIVING:** Pitt - McCoy 6-45, McGee 3-36, Porter 3-34, Dickerson 1-41, Baldwin 1-22, Turner 1-21, Byham 1-12, Collins 1-12, Kinder 1-6. UC - Gilyard 8-110, Goodman 7-101, Barnett 3-43, Ramsey 3-19, Guidugli 2-8, Woods 1-13, Goebel 1-9, Alli 1-6.

**GAME 12 • Nov. 29, 2008 • Nippert Stadium • Cincinnati, Ohio • Att.: 34,603**

<b>S</b>	<b>Syracuse</b>	<b>10</b>
	<b>No. 16/16 Cincinnati</b>	<b>30</b>

CINCINNATI (AP) - Defensive end Connor Barwin raised the gold-topped trophy above his head, then walked through hundreds of Cincinnati fans who got on their tiptoes and reached as high as they could, hoping to touch the keepsake with their fingertips.

There had never been a day quite like this in Cincinnati. The 16th-ranked Bearcats beat Syracuse 30-10, then gathered in the end zone amid tightly-packed fans to hoist the trophy that represents their first Big East title during their fourth season in the league.

The Bearcats (10-2, 6-1) are headed to a BCS bowl for the first time in their history. UC tied the school record with their 10th win, the second straight season they reached the mark.

Syracuse quarterback Cam Dantley finished 6-of-23 for 59 yards with an interception and three sacks. It wasn't all the quarterback's fault. Several times, wide-open receivers dropped well-thrown passes.

Tony Pike took advantage of a defense that gave a lot of cushion, conceding the short pass. Pike, playing with a plate and six screws in his broken left (non-passing) forearm, finished 28-of-44 for 272 yards. Penalties held the Bearcats back - 10 in all, for 107 yards.

The penalties forced Cincinnati to settle for three field goals by Jake Rogers, who had missed five in a row coming into the game. He connected from 45, 38 and 45 yards.

Senior quarterback Dustin Grutza broke his lower right leg in the second game, and Pike broke his arm in the fourth. A redshirt freshman got them through the next two games. With his forearm wrapped in a protective cast, Pike started the past six games, getting better as he went along.

With the game in hand, Grutza came in for Cincinnati's final drive and handed off on every play.

<b>GAME 12 • SCORE BY QUARTERS</b>	<b>1</b>	<b>2</b>	<b>3</b>	<b>4</b>	<b>F</b>
Syracuse	0	3	0	7	- 10
No. 16/16 Cincinnati	7	6	10	7	- 30

**SCORING SUMMARY****FIRST QUARTER**

07:26 UC Goebel 10-yard run (Rogers kick) 14-88; 7:34

**SECOND QUARTER**

13:39 UC Rogers 45-yard field goal 14-23; 6:23

04:45 SU Shadle 33-yard field goal 8-73; 4:37

00:22 UC Rogers 38-yard field goal 11-59; 4:16

**THIRD QUARTER**

07:45 UC Alli 7-yard pass from Pike (Rogers kick) 5-40; 2:19

02:16 UC Rogers 45-yard field goal 7-1; 0:55

**FOURTH QUARTER**

11:22 UC Ramsey 15-yard pass from Pike (Rogers kick) 2-26; 0:40

06:06 SU Sheeran 6-yard pass from Dantley (Shadle kick) 12-74; 5:08


<b>TEAM STATISTICS</b>	<b>SU</b>	<b>UC</b>
FIRST DOWNS	8	25
YARDS RUSHING	152	140
YARDS PASSING	59	272
Comp-Att-Int	6-23-1	28-44-1
TOTAL YARDS	211	412
Fumbles: No-Lost	0-0	2-1
Penalties: No-Yards	5-45	10-107
Punts-Avg	7-27.1	3-10.0
Punt Ret: No-Yds-TD	0-0-0	4-59-0
KO Ret: No-Yds-TD	7-161-0	3-56-0
INT: No-Yds-TD	1-0-0	1-39-0
Fum. Ret: No-Yds-TD	1-1-0	0-0-0
Third-Down	3-14	8-15
Possession Time	25:07	34:53
Sacks By: No-Yds	4-23	3-17
Field Goals	1-1	3-3

**RUSHING:** SU - Brinkley 16-60, Fiammetta 1-58, A.Bailey 4-29, Dantley 6-5. UC - Goebel 10-67, Pead 8-49, Ramsey 4-26, Pike 9-(minus 2).

**PASSING:** SU - Dantley 6-23-1-59. UC - Pike 28-44-1-272.

**RECEIVING:** SU - Sales 2-16, Provo 1-27, Sheeran 1-6, Brinkley 1-5, Owen 1-5. UC - Gilyard 11-114, Goodman 8-74, Ramsey 2-24, Goebel 2-14, Alli 2-13, Woods 1-19, Guidugli 1-13, Barnett 1-1.

**GAME 13 • Dec. 6, 2008 • Aloha Stadium • Honolulu, Hawai'i • Att.: 40,549**

	<b>No. 13/12 Cincinnati</b>	<b>29</b>
	<b>Hawai'i</b>	<b>24</b>

HONOLULU (AP) - Mardy Gilyard caught a 69-yard touchdown pass with 4:42 to play and Cincinnati's defense stepped up as the 13th-ranked Bearcats rallied for 19 straight points in the wild final quarter to beat Hawai'i 29-24.

Gilyard finished with seven catches for 136 yards for the BCS-bound Bearcats (11-2), who won their sixth straight game and a school-record 11th game of the season.

Down by two touchdowns with less than 13 minutes left, Cincinnati scored nearly at will against the Warriors (7-6) and took a 29-24 lead on Dustin Grutza's scoring pass to Gilyard.

He took the swing pass, broke a tackle and sprinted for the score, stunning the UH crowd.

With Hawai'i playing conservatively and trying to protect a 14-point lead, Brandon Underwood sparked the Bearcats' late outburst, intercepting a tipped pass by Hawai'i's Greg Alexander and returned it 20 yards for a score with 10:27 left.

Cincinnati then narrowed the lead to 24-20 on a 44-field goal by Jake Rogers, who drilled a 53-yarder in the first quarter.

Hawai'i's Daniel Libre mishandled a handoff and was dropped in the end zone for a safety by Corey Smith cutting Hawai'i's lead to two at 24-22 with 4:59 left.

Alexander was 28-of-40 for 275 yards for the Hawaii Bowl-bound Warriors. He completed a 16-yard TD pass to John Medeiros to give the Warriors a 24-10 lead with 12:36 left with chants of "Overrated! Overrated!" echoing throughout Aloha Stadium.

Hawai'i scored twice in the first 5:04 of the third quarter to take a 17-10 lead.

The game ended at about 10:15 p.m., or 3:15 a.m. Sunday in Ohio, and closed college football's regular season.

<b>GAME 13 • SCORE BY QUARTERS</b>	<b>1</b>	<b>2</b>	<b>3</b>	<b>4</b>	<b>F</b>
No. 13/12 Cincinnati	3	7	0	19	— 29
Hawai'i	0	3	14	7	— 24

**SCORING SUMMARY****FIRST QUARTER**

05:27 UC Rogers 53-yard field goal 10-55; 5:11

**SECOND QUARTER**

03:09 UC Ferguson 1-yard pass from Pike (Rogers kick) 8-48; 3:57

00:06 UH Kelly 28-yard field goal 12-85; 2:56

**THIRD QUARTER**

11:37 UH Farmer 1-yard run (Kelly kick) 6-75; 3:26

09:56 UH Lane 2-yard pass from Alexander (Kelly kick) 3-5; 1:32

**FOURTH QUARTER**

12:36 UH Medeiros 16-yard pass from Alexander (Kelly kick) 6-28; 2:44

10:27 UC Underwood 20-yard interception return (Rogers kick) 4-0; 0:16

08:19 UC Rogers 44-yard field goal 4-0; 0:16

04:59 UC Corey Smith safety 4-0; 0:16

04:42 UC Gilyard 69-yard pass from Grutza (Rogers kick) 1-69; 0:14


<b>TEAM STATISTICS</b>	<b>UC</b>	<b>UH</b>
FIRST DOWNS	18	16
YARDS RUSHING	139	45
YARDS PASSING	183	275
Comp-Att-Int	16-28-2	28-42-1
TOTAL YARDS	322	320
Fumbles: No-Lost	2-1	1-1
Penalties: No-Yards	6-58	11-109
Punts-Avg	4-202	7-294
Punt Ret: No-Yds-TD	1-20-0	3-3-0
KO Ret: No-Yds-TD	6-120-0	3-52-0
INT: No-Yds-TD	1-20-1	2-22-0
Fum. Ret: No-Yds-TD	0-0-0	1-11-0
Third-Down	3-12	5-14
Possession Time	28:55	31:05
Sacks By: No-Yds	5-31	2-10
Field Goals	2-3	1-1

**RUSHING:** UC - Pead 8-74, Goebel 14-49, Ramsey 2-11, Grutza 1-4, Pike 5-4, Team 3-(minus 3). UH - Libre 8-36, Farmer 2-6, Alexander 14-3.

**PASSING:** UC - Pike 13-21-2-108, Grutza 3-7-0-75. UH - Alexander 28-42-1-275.

**RECEIVING:** UC - Gilyard 7-136, Barnett 2-9, Howard 2-8, Woods 1-13, Guidugli 1-12, Pead 1-3, Ferguson 1-1, Goebel 1-1. UH - Washington 7-64, Libre 6-34, Bain 5-34, Lane 3-66, Farmer 3-10, Medeiros 2-36, Salas 2-31.

**GAME 14 • Jan. 1, 2009 • Dolphin Stadium • Miami Gardens, Fla • Att.: 73,602**

	<b>No. 12/12 Cincinnati</b>	<b>7</b>
	<b>No. 21/19 Virginia Tech</b>	<b>20</b>

**75TH FEDEX ORANGE BOWL**

MIAMI (AP) - Mardy Gilyard had 255 all-purpose yards and a touchdown catch, but it was not enough as No. 21 Virginia Tech knocked off No. 12 Cincinnati 20-7, in the 75th FedEx Orange Bowl.

Gilyard had seven receptions for 158 yards and a touchdown, along with 97 kickoff return yards for Cincinnati (11-3), which had its six-game winning streak snapped. Tony Pike threw for 239 yards and a touchdown, but had his night marred by four interceptions and getting stopped on a fourth-and-goal in the fourth quarter.

The Bearcats took the opening kickoff, sent their spread offense onto the field and made the Hokies look very confused. Pike found Gilyard for a 38-yard pickup on the third play from scrimmage, and they hooked up for a spectacular 15-yard touchdown three plays later to open the scoring.

Facing a third-and-9 from the right hash, Pike waited ... waited ... waited ... before lofting a fade to the far left of the end zone. Gilyard took off on a sprint, made a diving catch as he sailed out of bounds and managed to just barely drag his right toe on the turf painted in Virginia Tech's colors for a 7-0 Cincinnati lead.

The Hokies defense held UC to 137 yards, stifled the Bearcats running game (eight carries, 11 yards) over the remainder of the half, and battled their way to a 10-7 lead by intermission.

Darren Evans, the game's MVP, had 28 carries for 153 yards and a touchdown.

Terrill Byrd led the UC defense with 11 tackles, including 10 solo stops, four tackles for a loss, and a sack. Brandon Underwood had six tackles, including a sack and an interception.

<b>GAME 14 • SCORE BY QUARTERS</b>	<b>1</b>	<b>2</b>	<b>3</b>	<b>4</b>	<b>F</b>
No. 12/12 Cincinnati	7	0	0	0	— 7
No. 21/19 Virginia Tech	0	10	3	7	— 20

**SCORING SUMMARY****FIRST QUARTER**

13:08 UC Gilyard 15-yard pass from Pike (Rogers kick) 6-72; 1:52

**SECOND QUARTER**

13:00 VT Taylor 17-yard run (Keys kick) 9-73; 5:08

00:00 VT Keys 43-yard field goal 11-54; 2:23

**THIRD QUARTER**

08:32 VT Keys 35-yard field goal 13-68; 6:28

**FOURTH QUARTER**

11:29 VT Evans 6-yard run (Keys kick) 3-10; 1:26

**RUSHING:** UC - Ramsey 4-34, Goebel 9-26, Pead 2-10, Pike 5-4, Barnett 1-minus 3. Virginia Tech - Evans 28-153, Taylor 15-47, Roberts 2-34, Boone 2-19, Oglesby 3-8, Coale 1-7, Team 4-minus 10.

<b>TEAM STATISTICS</b>	<b>UC</b>	<b>VT</b>
FIRST DOWNS	14	23
YARDS RUSHING	71	258
YARDS PASSING	239	140
Comp-Att-Int	16-33-4	13-23-1
TOTAL YARDS	310	398
Fumbles: No-Lost	2-0	3-0
Penalties: No-Yards	3-30	3-17
Punts-Avg	4-45.8	5-38.0
Punt Ret: No-Yds-TD	3-31-0	1-(-1)-0
KO Ret: No-Yds-TD	4-97-0	2-29-0
INT: No-Yds-TD	1-0-0	4-10-0
Fum. Ret: No-Yds-TD	0-0-0	0-0-0
Third-Down	2-9	8-18
Possession Time	20:21	39:39
Sacks By: No-Yds	3-12	1-1
Field Goals	0-1	2-3

**PASSING:** UC - Pike 16-33-4-239. Virginia Tech - Taylor 13-22-1-140, Team 0-1-0-0.

**RECEIVING:** UC - Gilyard 7-158, Goodman 6-51, Goebel 1-18, Barnett 1-6, Ramsey 1-6. Virginia Tech - Coale 3-52, Boone 3-41, Boykin 2-28, Roberts 2-12, Evans 2-5, Jefferson 1-2.





## THE BIG EAST CONFERENCE

Another year, another successful season of BIG EAST football.

Keeping with the recent trend of sustained excellence, the 2008 season saw the BIG EAST continue to sit at the forefront of major college football.

Last year alone, BIG EAST teams combined to win 33 nonconference games — the second-highest total in league history — and won at a 70.2-percent clip outside the conference.

In addition, the league was a combined 4-2 in bowl games, marking the third straight season in which the league had a winning record in the postseason.

In fact, under its current configuration, which has been in place for four seasons, the BIG EAST has enjoyed its most successful nonconference run in league history. BIG EAST teams have gone a combined 122-51 in that span (70.5 percent), which stands as the best four-year stretch in the first 19 years of the league.

The BIG EAST's greatest strength under its current configuration has been its depth. Five of the eight teams that comprise the football membership have won at least a share of the conference title in the last three years (Cincinnati, Connecticut, Louisville, Syracuse, West Virginia). The three other teams (Pittsburgh, Rutgers, USF) all have been ranked in the top 25 in the past two seasons.

The conference crowned a first-time champion for the third consecutive season as Cincinnati went 6-1 in the BIG EAST to win its first outright conference title since 1964.

The final national polls listed the Bearcats at No. 17 while four other BIG EAST schools received votes. Individual success also followed with four players — Connecticut running back Donald Brown, Pittsburgh linebacker Scott McKillop, USF defensive end George Selvie, Cincinnati punter Kevin Huber — earning first team all-America status.

Recognition at the next level followed as the BIG EAST had 27 players chosen in the 2009 NFL Draft — the second-highest total in league history. All eight schools had at least one player chosen in the first four rounds of the draft.

Under the leadership of longtime commissioner Michael Tranchese, the BIG EAST Conference's entrance into football was announced Feb. 5, 1991. The league gained instant credibility with its level of excellence on the field and with its television and bowl relationships. The BIG EAST has been a charter member of each of the major bowl agreements with the major conferences, beginning with the Bowl Coalition in 1992, followed by the Bowl Alliance in 1995 and the Bowl Championship Series in 1998.

Since its birth, the BIG EAST has been a national power both on and off the field. The BIG EAST has been a frequent contender for the national championship. Eight times in the league's 19 seasons, a BIG EAST squad has played for a claim to the national crown in a postseason game.

The conference begins a new era in 2009 as John Marinatto becomes the BIG EAST Commissioner. Marinatto was at the forefront of the league's reorganization efforts which have made the conference as strong as it has ever been.

The 2009 season will mark the second year of a six-year arrangement with ESPN that gives the BIG EAST unrivaled exposure on ABC television and the ESPN family of networks. ESPN,

ESPN2 or ABC will carry a minimum of 19 BIG EAST home games each season, marking the highest guaranteed total on ESPN and ABC in league history. Championship Saturday in December will include one game either on ESPN and another on ESPN2. At least four BIG EAST games will be featured on ESPN's Thursday-night package each year.

In addition, ESPN Regional will continue to produce and distribute its BIG EAST Network Game of the Week package to a nationally syndicated audience, reaching more than 30 million homes. Most of these games also will be available as part of the ESPN GamePlan subscription service. Finally, a minimum of five home games will be carried on ESPN.

Extensive television exposure and the BIG EAST have been synonymous terms. For football, the league established its own regional television package in 1991 before it had played a game. The BIG EAST Television Network immediately was the largest regional college football network in the country.

The BIG EAST has always aligned itself with prestigious bowl games. The league is one of the original founders of the Bowl Championship Series and continues to be one of only six conferences that receives an automatic annual bid.

The BIG EAST Conference champion earns the league's automatic BCS bid. The BCS — which enters its 11th season in 2009-10 — is a five-game arrangement for postseason college football that is designed to match the two top-rated teams in a national championship game and to create exciting and competitive matchups between eight other highly regarded teams in four other BCS games.

If the BIG EAST champion finishes No. 1 or No. 2 in the final BCS standings, then that team will earn a spot in the BCS National Championship Game. Otherwise, the league champion will compete in one of the four remaining BCS bowl games — the Tostitos Fiesta Bowl, FedEx Orange Bowl, Allstate Sugar Bowl or the Rose Bowl. Each bowl hosts two games once every four years — its traditional game plus the National Championship Game approximately one week later.

In a first-of-its-kind collaboration among Division I conferences and football bowl partners, the BIG EAST and Big 12 Conferences — along with Notre Dame — forged a bowl partnership beginning in 2006. This agreement assures both BCS conferences' or Notre Dame's participation in the Kona Minolta Gator Bowl and Brut Sun Bowl over a four-year period. The Kona Gator Bowl or Brut Sun Bowl can pick a BIG EAST team after the league's representative to the Bowl Championship Series has been determined. The Atlantic Coast Conference will provide the opposition in the Kona Minolta

### THE BIG EAST CONFERENCE

222 Richmond Street, Suite 110  
Providence, R.I. 02903

(401) 453-0660 • Communications  
(401) 272-9108 • Switchboard  
(401) 751-8540 • Fax

[www.BigEast.org](http://www.BigEast.org)



## BIG EAST CONFERENCE STAFF

Commissioner .....	John Marinatto
Associate Commissioner .....	Nick Carparelli, Jr.
Associate Commissioner .....	Joseph D'Antonio, Jr.
Associate Commissioner .....	Donna DeMarco
Associate Commissioner .....	Dan Gavitt
Associate Commissioner .....	Tom Odjakjian
Associate Commissioner .....	John Paquette
Associate Commissioner .....	James Siedliski
Assistant Commissioner .....	Barbara Jacobs
Assistant Commissioner .....	Jennifer Condaras
Director of Business Affairs .....	Susan Eaton
Director of Communications .....	Rachel Margolis
Director of Communications .....	Chuck Sullivan
Director of Men's Basketball Operations .....	Shawn Murphy
Director of Marketing and Web Development .....	Ben Fairclough
Director of Sport Administration .....	Mia Brickhouse
Director of Sport Administration .....	Bobby Weygand
Assistant Director of Communications .....	Michael Coyne
Assistant Director of Compliance .....	Kenny Schank
Coordinator of Football Officiating .....	Terry McAulay
Coordinator of Men's Basketball Officiating .....	Art Hyland
Assistant to the Commissioner .....	Lisa Zaneccchia
Administrative Assistant for Compliance .....	Wanda Factor
Administrative Assistant for Sport Administration .....	Lois DeBlois
Administrative Assistant .....	Linda Yates
Assistant to the Senior Associate Commissioner .....	Sarah Emmett
Administrative Fellow .....	Bernadette Bartlett
Receptionist .....	Kathy Kirkpatrick
Communications Assistant .....	Pamela Flenke
Communications Assistant .....	Mike Gambardella
Football Administrative Intern .....	TBA

Gator Bowl (CBS) and the Pac-10 Conference will participate in the Brut Sun Bowl (CBS).

The Konica Minolta Gator Bowl has the first selection at the conclusion of each season. During the four years of the deal, the BIG EAST (or Notre Dame) will send a team to both the Gator Bowl and the Sun Bowl twice.

The Meineke Car Care Bowl is now in its eighth year with the BIG EAST Conference. The Meineke Car Care Bowl, which is played in Bank of America Stadium in Charlotte, N.C., picks after the Konica Minolta Gator Bowl or Brut Sun Bowl.

The BIG EAST Conference also aligned itself with the International Bowl in Toronto, Ontario, and the PapaJohns.com Bowl in Birmingham, Ala., beginning in 2006. In the International Bowl, the BIG EAST representative faces a team from the Mid-American Conference. In the PapaJohns.com Bowl, the opponent is from the Southeastern Conference.

The 2008 season saw another addition to the BIG EAST's bowl picture with the introduction of the St. Petersburg Bowl at Tropicana Field. The St. Petersburg Bowl will be televised on ESPN and will pair the BIG EAST representative against an opponent from Conference USA.

The addition of the St. Petersburg Bowl gives BIG EAST teams access to at least six postseason games each year.

## BIG EAST ALL-CONFERENCE 2008

### First-Team Offense

Pos.	Player	School
WR	Mardy Gilyard	Cincinnati
WR	Kenny Britt	Rutgers
OT	Will Beatty	Connecticut
OT	Ryan Stanchek	West Virginia
OG	George Bussey	Louisville
OG	C.J. Davis	Pittsburgh
C	Eric Wood	Louisville
TE	Nate Byham	Pittsburgh
QB	Pat White	West Virginia
RB	Donald Brown *	Connecticut
RB	LeSean McCoy *	Pittsburgh
K	Conor Lee	Pittsburgh
KR/PR	Mardy Gilyard	Cincinnati

### First-Team Defense

DL	Connor Barwin	Cincinnati
DL	Cody Brown	Connecticut
DL	George Selvie	USF
DL	Arthur Jones	Syracuse
LB	Scott McKillop	Pittsburgh
LB	Tyrone McKenzie	USF
LB	Mortty Ivy	West Virginia
CB	Mike Mickens	Cincinnati
CB	Darius Butler	Connecticut
S	Brandon Underwood	Cincinnati
S	Courtney Greene	Rutgers
P	Kevin Huber	Cincinnati

### Second-Team Offense

WR	Dominick Goodman	Cincinnati
WR	Doug Beaumont	Louisville
WR	Jock Sanders	West Virginia
OT	Marc Dile	USF
OT	Anthony Davis	Rutgers
OT	Trevor Canfield	Cincinnati
OG	Matt Huners	USF
OG	Ryan Durand	Syracuse
C	Mike Dent	West Virginia
TE	Cedric Hill	USF
QB	Tony Pike	Cincinnati
RB	Victor Anderson	Louisville
RB	Curtis Brinkley	Syracuse
RB	Noel Devine	West Virginia
K	Pat McAfee	West Virginia
KR/PR	Trent Guy	Louisville

### Second-Team Defense

DL	Terrill Byrd	Cincinnati
DL	Greg Romeus	Pittsburgh
DL	Jamaal Westerman	Rutgers
DL	Scooter Berry	West Virginia
LB	Scott Lutrus	Connecticut
LB	Jon Dempsey	Louisville
LB	Ryan D'Imperio	Rutgers
CB	Aaron Berry	Pittsburgh
CB	Ellis Lankster	West Virginia
S	Robert Vaughn	Connecticut
S	Carlton Williams	USF
P	Pat McAfee	West Virginia

### POSTSEASON AWARDS

**OFFENSIVE PLAYER OF THE YEAR**  
Donald Brown, RB, Connecticut

**DEFENSIVE PLAYER OF THE YEAR**  
Scott McKillop, LB, Pittsburgh

**SPECIAL TEAMS PLAYER OF THE YEAR**  
Mardy Gilyard, KR, Cincinnati

**ROOKIE OF THE YEAR**  
Victor Anderson, RB, Louisville

**COACH OF THE YEAR**  
Brian Kelly, Cincinnati



Terrill Byrd

**2008 BIG EAST STANDINGS**

School (AP /USA Today)	W-L	Pct.	PF	PA	H	A
Cincinnati * (17/17)	6-1	.857	165	134	4-0	2-1
Pittsburgh (rv/rv)	5-2	.714	209	159	2-1	3-1
West Virginia (23/rv)	5-2	.714	162	109	3-1	2-1
Rutgers (rv/rv)	5-2	.714	240	128	3-0	2-2
Connecticut ( /rv)	3-4	.429	151	149	1-2	2-2
USF	2-5	.286	136	162	2-2	0-3
Louisville	1-6	.143	128	241	1-3	0-3
Syracuse	1-6	.143	112	221	1-2	0-4

\* BIG EAST Champions

Final Bowl Championship Series Ranking (Dec. 7, pre-bowl games): 12 - Cincinnati

Final Associated Press Top 25: 17 - Cincinnati, 23 - West Virginia, rv - Pittsburgh, Rutgers

Final USA Today Top 25: 17 - Cincinnati, rv - Pittsburgh, West Virginia, Rutgers, Connecticut

Final Harris Interactive Top 25 (Nov. 30, pre-bowl games): 13 - Cincinnati, 23 - Pittsburgh, rv - West Virginia, Connecticut

W-L	Pct.	PF	PA	H	A	N
11-3	.786	362	282	6-0	5-2	0-1
9-4	.692	352	279	4-2	5-1	0-1
9-4	.692	319	221	6-1	2-3	1-0
8-5	.615	377	245	5-2	2-3	1-0
8-5	.615	324	257	4-2	3-3	1-0
8-5	.615	359	260	4-2	3-3	1-0
5-7	.417	296	358	4-4	1-3	0-0
3-9	.250	217	392	2-4	1-5	0-0

**2008 BIG EAST BOWL RESULTS**

MAGICJACK ST. PETERSBURG BOWL — December 20

USF 41, Memphis 14

USF: Matt Grothe, 17-for-24, 236 yards, 3 TD, 15 att., 83 yards rushing, Tyrone McKenzie, 11 tackles, 1 TFL

MEINEKE CAR CARE BOWL — December 27

West Virginia 31, North Carolina 30

West Virginia: Pat White, 26-for-32, 332 yards, 3 TD; Noel Devine, 13 att., 61 yards, TD; Alric Arnett, 7 rec., 93 yards, 2 TD.

PAPAJOHNS.COM BOWL — December 29

Rutgers 29, NC State 23

Rutgers: Mike Teel, 22-for-37, 319 yards, 2 TD; Kenny Britt, 6 rec., 119 yards, TD; San San Te, 3 FG made.

BRUT SUN BOWL — December 31

Oregon State 3, Pittsburgh 0

Pittsburgh: LeSean McCoy, 24 att., 85 yards; Bill Stuff, 7-for-24, 52 yards; Austin Ransom 11 tackles, 2 TFL, 1.0 sack; Scott McKillop 11 tackles, 1 TFL, 1 int.

FEDEX ORANGE BOWL — January 1

Virginia Tech 20, Cincinnati 7

Cincinnati: Tony Pike, 16-for-33, 239 yards, TD; Mardy Gilyard, 7 rec., 158 yards, TD, 4 KOR, 97 yards; Terrill Byrd, 11 tackles, 4.0 TFL, 1.0 sack.

INTERNATIONAL BOWL — January 3

Connecticut 38, Buffalo 20

Connecticut: Donald Brown, 29 att., 261 yards, 1 TD; Tyler Lorenzen 4-for-6, 49 yards, 1 TD; Dahna Deleston, 100-yard INT return, TD.

**2008 BIG EAST TEAM STATISTICAL LEADERS**

## PASS OFFENSE

School	YPG
1. Rutgers	270.4
<b>2. Cincinnati</b>	<b>253.0</b>
3. USF	239.6
4. Louisville	212.2
5. Pittsburgh	203.4
6. West Virginia	150.5
7. Connecticut	139.7
8. Syracuse	121.5

## SCORING OFFENSE

School	YPG
1. Rutgers	29.0
2. USF	27.6
3. Pittsburgh	27.1
<b>4. Cincinnati</b>	<b>25.9</b>
5. Connecticut	24.9
6. Louisville	24.7
7. West Virginia	24.5
8. Syracuse	18.1

## RUSHING OFFENSE

School	YPG
1. Connecticut	216.4
2. West Virginia	209.9
3. USF	165.4
4. Louisville	164.5
5. Syracuse	148.7
6. Pittsburgh	139.1
7. Rutgers	128.0
<b>8. Cincinnati</b>	<b>117.6</b>

## TOTAL OFFENSE

School	YPG
1. USF	405.0
2. Rutgers	398.4
3. Louisville	376.7
<b>4. Cincinnati</b>	<b>370.6</b>
5. West Virginia	360.4
6. Connecticut	356.1
7. Pittsburgh	342.5
8. Syracuse	270.2

## PASS DEFENSE

School	YPG
1. Connecticut	168.2
2. Rutgers	191.3
3. USF	192.4
4. Pittsburgh	193.0
5. West Virginia	197.3
<b>6. Cincinnati</b>	<b>206.9</b>
7. Syracuse	225.1
8. Louisville	239.3

## SCORING DEFENSE

School	YPG
1. West Virginia	17.0
2. Rutgers	18.8
3. Connecticut	19.8
4. USF	20.0
<b>5. Cincinnati</b>	<b>20.1</b>
6. Pittsburgh	21.5
7. Louisville	29.8
8. Syracuse	32.7

## RUSHING DEFENSE

School	YPG
1. USF	95.2
2. Connecticut	109.8
<b>3. Cincinnati</b>	<b>115.0</b>
4. Pittsburgh	124.2
5. Louisville	129.5
6. West Virginia	131.6
7. Rutgers	135.6
8. Syracuse	189.4

## TOTAL DEFENSE

School	YPG
1. Connecticut	278.0
2. USF	287.6
3. Pittsburgh	317.2
<b>4. Cincinnati</b>	<b>321.9</b>
5. Rutgers	326.9
6. West Virginia	328.9
7. Louisville	368.8
8. Syracuse	414.5

## PUNTING

School	Net/P
<b>1. Cincinnati</b>	<b>41.5</b>
2. West Virginia	40.5
3. Syracuse	37.4
4. Pittsburgh	37.1
5. USF	36.4
6. Rutgers	34.3
7. Louisville	34.2
8. Connecticut	32.7

## TURNOVER MARGIN

School	TPG
1. West Virginia	0.92
2. Rutgers	0.08
3. Syracuse	-0.08
4. Pittsburgh	-0.23
5. Connecticut	-0.31
<b>6. Cincinnati</b>	<b>-0.57</b>
7. USF	-0.62
8. Louisville	-1.00

## PUNT RETURN

School	YPR
1. Connecticut	10.2
2. Rutgers	10.2
<b>3. Cincinnati</b>	<b>9.5</b>
4. USF	9.5
5. Pittsburgh	9.2
6. Louisville	8.9
7. West Virginia	7.9
8. Syracuse	4.5

## KICKOFF RETURNS

School	YPR
<b>1. Cincinnati</b>	<b>24.2</b>
2. USF	23.0
3. Syracuse	22.0
4. Rutgers	21.7
5. West Virginia	21.5
6. Connecticut	21.2
7. Pittsburgh	20.3
8. Louisville	18.8



Jacob Ramsey

## 2008 BIG EAST INDIVIDUAL STATISTICAL LEADERS

	RUSHING	Team	Cl	G	Att	Yds	Avg	TD	Long	Yds/G
1.	BROWN, Donald	CONN	JR	13	367	2083	5.7	18	75	160.2
2.	McCOY, LeSean	PITT	SO	13	308	1488	4.8	21	58	114.5
3.	DEVINE, Noel	WVU	SO	13	206	1289	6.3	4	92	99.2
4.	BRINKLEY, Curtis	SYR	SR	12	237	1164	4.9	7	45	97.0
5.	ANDERSON, Victor	LOU	FR	12	183	1047	5.7	8	88	87.2
6.	WHITE, Pat	WVU	SR	12	191	974	5.1	8	66	81.2
7.	<b>RAMSEY, Jacob</b>	<b>CIN</b>	<b>JR</b>	<b>14</b>	<b>152</b>	<b>664</b>	<b>4.4</b>	<b>2</b>	<b>25</b>	<b>47.4</b>
8.	BROOKS, Jourdan	RUT	FR	11	100	516	5.2	6	62	46.9
9.	GROTHE, Matt	USF	JR	13	146	591	4.0	4	38	45.5
10.	<b>GOEBEL, John</b>	<b>CIN</b>	<b>SO</b>	<b>14</b>	<b>133</b>	<b>607</b>	<b>4.6</b>	<b>7</b>	<b>37</b>	<b>43.4</b>



John Goebel

	PASSING AVG/GAME	Team	Cl	G	Att	Cmp	Int	Pct.	Yds	TD	Avg/G
1.	TEEL, Mike	RUT	SR	13	396	243	13	61.4	3418	25	262.9
2.	GROTHE, Matt	USF	JR	13	380	240	14	63.2	2911	18	223.9
3.	CANTWELL, Hunter	LOU	SR	12	377	221	16	58.6	2493	16	207.8
4.	<b>PIKE, Tony</b>	<b>CIN</b>	<b>JR</b>	<b>12</b>	<b>324</b>	<b>199</b>	<b>11</b>	<b>61.4</b>	<b>2407</b>	<b>19</b>	<b>200.6</b>
5.	STULL, Bill	PITT	JR	12	330	188	10	57.0	2356	9	196.3
6.	WHITE, Pat	WVU	SR	12	274	180	7	65.7	1842	21	153.5
7.	DANTLEY, Cameron	SYR	SR	11	251	121	5	48.2	1298	11	118.0
8.	GREGORY, Grant	USF	SR	12	20	10	1	50.0	104	0	8.7

	TOTAL OFFENSE	Team	Cl	G	Rush	Pass	Plays	Total	Yds/G
1.	GROTHE, Matt	USF	JR	13	591	2911	526	3502	269.4
2.	TEEL, Mike	RUT	SR	13	-73	3418	420	3345	257.3
3.	WHITE, Pat	WVU	SR	12	974	1842	465	2816	234.7
4.	<b>PIKE, Tony</b>	<b>CIN</b>	<b>JR</b>	<b>12</b>	<b>47</b>	<b>2407</b>	<b>380</b>	<b>2454</b>	<b>204.5</b>
5.	CANTWELL, Hunter	LOU	SR	12	-115	2493	416	2378	198.2
6.	STULL, Bill	PITT	JR	12	-136	2356	365	2220	185.0
7.	BROWN, Donald	CONN	JR	13	2083	0	367	2083	160.2
8.	McCOY, LeSean	PITT	SO	13	1488	14	310	1502	115.5
9.	DANTLEY, Cameron	SYR	SR	11	-45	1298	291	1253	113.9
10.	DEVINE, Noel	WVU	SO	13	1289	0	206	1289	99.2



Tony Pike

	RECEIVE YDS/GAME	Team	Cl	G	Rec	Yds	TD	Long	Avg/C	Yds/G
1.	BRITT, Kenny	RUT	JR	12	87	1371	7	93	15.8	114.2
2.	<b>GILYARD, Mardy</b>	<b>CIN</b>	<b>JR</b>	<b>14</b>	<b>81</b>	<b>1276</b>	<b>11</b>	<b>69</b>	<b>15.8</b>	<b>91.1</b>
3.	<b>GOODMAN, Dominick</b>	<b>CIN</b>	<b>SR</b>	<b>13</b>	<b>84</b>	<b>1028</b>	<b>7</b>	<b>49</b>	<b>12.2</b>	<b>79.1</b>
4.	BEAUMONT, Doug	LOU	SO	12	62	750	0	47	12.1	62.5
5.	HESTER, Jessie	USF	JR	13	54	579	3	27	10.7	44.5
6.	BROWN, Tim	RUT	JR	13	27	565	6	74	20.9	43.5
7.	JOHNSON, Taurus	USF	SR	13	38	498	6	42	13.1	38.3
8.	UNDERWOOD, Tiqu	RUT	SR	13	40	494	5	26	12.4	38.0
9.	ARNETT, Alric	WVU	JR	13	35	466	6	52	13.3	35.8
10.	SANDERS, Jock	WVU	SO	13	53	462	7	41	8.7	35.5



Dominick Goodman

	ALL PURPOSE	Team	Cl	G	Rush	Rcv	PR	KR	Yds	Avg/G
1.	BROWN, Donald	CONN	JR	13	2083	125	0	0	2208	169.8
2.	<b>GILYARD, Mardy</b>	<b>CIN</b>	<b>JR</b>	<b>14</b>	<b>10</b>	<b>1276</b>	<b>0</b>	<b>994</b>	<b>2280</b>	<b>162.9</b>
3.	McCOY, LeSean	PITT	SO	13	1488	305	0	16	1809	139.2
4.	BRITT, Kenny	RUT	JR	12	75	1371	0	0	1446	120.5
5.	DEVINE, Noel	WVU	SO	13	1289	185	0	63	1537	118.2
6.	ANDERSON, Victor	LOU	FR	12	1047	101	0	253	1401	116.8
7.	BRINKLEY, Curtis	SYR	SR	12	1164	81	0	0	1245	103.8
8.	BEAUMONT, Doug	LOU	SO	12	47	750	191	180	1168	97.3
9.	BOGAN, Dontavia	USF	SO	13	23	354	0	770	1147	88.2
10.	WHITE, Pat	WVU	SR	12	974	0	0	0	974	81.2



Mardy Gilyard

	PASS EFFICIENCY	Team	Cl	G	Att-Cmp-Int	Pct.	Yds	TD	Eff.
1.	TEEL, Mike	RUT	SR	13	396-243-13	61.4	3418	25	148.1
2.	WHITE, Pat	WVU	SR	12	274-180-7	65.7	1842	21	142.3
3.	<b>PIKE, Tony</b>	<b>CIN</b>	<b>JR</b>	<b>12</b>	<b>324-199-11</b>	<b>61.4</b>	<b>2407</b>	<b>19</b>	<b>136.4</b>
4.	GROTHE, Matt	USF	JR	13	380-240-14	63.2	2911	18	135.8
5.	STULL, Bill	PITT	JR	12	330-188-10	57.0	2356	9	119.9
6.	CANTWELL, Hunter	LOU	SR	12	377-221-16	58.6	2493	16	119.7
7.	DANTLEY, Cameron	SYR	SR	11	251-121-5	48.2	1298	11	102.1



PUNT RETURN AVG									TACKLES											
	Team	CI	G	Ret	Yds	TD	Long	Avg		Team	CI	G	Solo	Ast	Total	Avg/G	Sack			
1.	PORTER, T.J.	PITT	JR	13	16	184	0	36	11.5	1.	McKILLOP, Scott	PITT	SR	13	82	55	137	10.5	4.0	
2.	HOWARD, Jasper	CONN	SO	13	28	306	1	69	10.9	2.	MCKENZIE, Tyrone	USF	SR	13	79	37	116	8.9	1.0	
3.	BEAUMONT, Doug	LOU	SO	12	20	191	0	28	9.6	3.	LUTRUS, Scott	CONN	SO	13	64	42	106	8.2	0.0	
4.	SMITH, DeAngelo	CIN	SR	14	23	219	0	38	9.5	4.	MALAST, Kevin	RUT	SR	13	40	61	101	7.8	0.5	
5.	LANKSTER, Ellis	WVU	JR	13	20	171	0	36	8.6	5.	D'IMPERIO, Ryan	RUT	JR	13	41	52	93	7.2	5.5	
KICK RETURN AVG									SACKS											
	Team	CI	G	Ret	Yds	TD	Long	Avg		Team	CI	G	Solo	Ast	Yds	Total	Avg/G			
1.	GILYARD, Mardy	CIN	JR	14	36	994	2	100	27.6	1.	BROWN, Cody	CONN	SR	13	10	2	62	11.0	0.85	
2.	BOGAN, Dontavia	USF	SO	13	29	770	0	71	26.6	2.	BARWIN, Connor	CIN	SR	14	10	2	74	11.0	0.79	
3.	McCOURTY, Jason	RUT	SR	13	17	438	0	59	25.8	3.	ROMEUS, Greg	PITT	SO	13	6	3	56	7.5	0.58	
4.	BUTLER, Darius	CONN	SR	10	20	471	0	36	23.5	4.	WESTERMAN, Jama	RUT	SR	12	5	2	41	6.0	0.50	
5.	HOLMES, Mike	SYR	SO	12	41	941	1	90	23.0	5.	NELMS, Lamonte	CIN	SR	14	6	1	51	6.5	0.46	
6.	STEPHENS-HOWLING, L.	PITT	SR	12	23	493	0	34	21.4	6.	WILLIAMS, Julius	CONN	SR	13	6	0	38	6.0	0.46	
7.	RODGERS, Mark	WVU	FR	13	22	464	0	44	21.1	7.	SELVIE, George	USF	JR	12	4	3	38	5.5	0.46	
8.	SUTER, Max	SYR	SO	12	26	547	0	38	21.0	8.	WITTEN, Lindsey	CONN	JR	11	4	2	36	5.0	0.45	
	WRIGHT, Aundre	PITT	FR	13	26	547	0	35	21.0	9.	D'IMPERIO, Ryan	RUT	JR	13	5	1	43	5.5	0.42	
10.	UNDERWOOD, Tiqu	RUT	SR	13	18	337	0	32	18.7		SHEARD, Jabaal	PITT	SO	13	5	1	39	5.5	0.42	
PUNTING									TACKLES FOR LOSS											
	Team	CI	G	Punt	Yds	Long	Avg		Team	CI	G	Solo	Ast	Yds	Avg.	Total				
1.	HUBER, Kevin	CIN	SR	14	60	2697	64	45.0	1.	McKILLOP, Scott	PITT	SR	13	14	7	62	17.5	1.35		
2.	MCAFEE, Pat	WVU	SR	13	62	2772	65	44.7	2.	BROWN, Cody	CONN	SR	13	14	5	72	16.5	1.27		
3.	LONG, Rob	SYR	SO	12	66	2898	72	43.9	3.	ROMEUS, Greg	PITT	SO	13	13	5	81	15.5	1.19		
4.	DELLAGANNA, Ted	RUT	SO	13	55	2268	61	41.2	4.	MCKENZIE, Tyrone	USF	SR	13	15	0	36	15.0	1.15		
5.	BRYTUS, Dave	PITT	SR	13	60	2443	60	40.7	5.	SELVIE, George	USF	JR	12	11	5	72	13.5	1.12		
SCORING									FUMBLES FORCED											
	Team	CI	G	TD	XPT	FG	2XP	Pts	Pts/G		Team	CI	G	Num	Avg/G					
1.	McCOY, LeSean	PITT	SO	13	21	0	0	126	9.7	6.	JONES, Arthur	SYR	JR	12	11	4	60	13.0	1.08	
2.	BROWN, Donald	CONN	JR	13	18	0	0	108	8.3		TVERDOV, Pete	RUT	SR	12	9	8	53	13.0	1.08	
3.	LEE, Conor	PITT	SR	13	0	38	20	0	98	7.5	8.	BARWIN, Connor	CIN	SR	14	13	4	92	15.0	1.07
4.	BONANI, Maikon	USF	FR	11	0	31	15	0	76	6.9	9.	NELMS, Lamonte	CIN	SR	14	11	6	68	14.0	1.00
5.	MCAFEE, Pat	WVU	SR	13	0	36	17	0	87	6.7	10.	D'IMPERIO, Ryan	RUT	JR	13	9	7	51	12.5	0.96
6.	TE, San San	RUT	FR	13	0	45	12	0	81	6.2	FUMBLES RCVD									
7.	ROGERS, Jake	CIN	SO	14	0	34	16	0	82	5.9		Team	CI	G	Num	Avg/G				
8.	SHADLE, Patrick	SYR	SR	12	0	25	14	0	67	5.6	1.	BROWN, Cody	CONN	SR	13	5	0.38			
9.	GILYARD, Mardy	CIN	JR	14	13	0	0	0	78	5.6	2.	KIMMEL, Jared	SYR	SO	12	3	0.25			
10.	ANDERSON, Victor	LOU	FR	12	9	0	0	0	54	4.5	3.	KITCHEN, Zaire	RUT	JR	13	3	0.23			
SCORING (KICK)									FUMBLES RCVD											
	Team	CI	G	PATs	FGs	Pts	Pts/G		Team	CI	G	Num	Avg/G							
1.	LEE, Conor	PITT	SR	13	38-38	20-24	98	7.5	1.	HOLMES, Mike	SYR	SO	12	4	0.33					
2.	BONANI, Maikon	USF	FR	11	31-32	15-21	76	6.9	2.	BERRY, Scooter	WVU	SO	13	3	0.23					
3.	MCAFEE, Pat	WVU	SR	13	36-36	17-20	87	6.7	3.	UNDERWOOD, B.	CIN	SR	14	3	0.21					
4.	TE, San San	RUT	FR	13	45-48	12-17	81	6.2	4.	HOGAN, Brandon	WVU	SO	12	2	0.17					
5.	ROGERS, Jake	CIN	SO	14	34-36	16-23	82	5.9		SELVIE, George	USF	JR	12	2	0.17					
6.	SHADLE, Patrick	SYR	SR	12	25-25	14-17	67	5.6	INTERCEPTIONS											
7.	ALVARADO, Delbe	USF	JR	13	12-12	1-4	15	1.2		Team	CI	G	Int	Yds	TD	Long	Int/G			
8.	PHILPOTT, Chris	LOU	FR	12	6-8	1-3	9	0.8	1.	TURENNE, Woodny	LOU	SR	10	5	3	0	5	0.50		
FIELD GOALS									INTERCEPTIONS											
	Team	CI	G	FG	FGA	Pct.	FG/G		Team	CI	G	Int	Yds	TD	Long	Int/G				
1.	LEE, Conor	PITT	SR	13	20	24	83.3	1.54	1.	MICKENS, Mike	CIN	SR	11	4	158	1	72	0.36		
2.	BONANI, Maikon	USF	FR	11	15	21	71.4	1.36	3.	DeCICCO, Dom	PITT	SO	13	4	0	0	0	0.31		
3.	MCAFEE, Pat	WVU	SR	13	17	20	85.0	1.31	4.	UNDERWOOD, B.	CIN	SR	14	4	60	1	45	0.29		
4.	SHADLE, Patrick	SYR	SR	12	14	17	82.4	1.17	5.	HOGAN, Brandon	WVU	SO	12	3	61	0	26	0.25		
5.	ROGERS, Jake	CIN	SO	14	16	23	69.6	1.14												
6.	TE, San San	RUT	FR	13	12	17	70.6	0.92												
7.	PHILPOTT, Chris	LOU	FR	12	1	3	33.3	0.08												
8.	ALVARADO, Delbe	USF	JR	13	1	4	25.0	0.08												

## UC IN THE BIG EAST

2007	Rank	Conf.	All	2006	Rank	Conf.	All	2005	Rank	Conf.	All
West Virginia * BCS	(6/6)	5-2	11-2	Louisville	(6/7)	6-1	12-1	West Virginia	(5/6)	7-0	11-1
Connecticut *	(rv/rv)	5-2	9-4	West Virginia	(10/10)	5-2	11-2	Louisville	(19/20)	5-2	9-3
<b>Cincinnati</b>	<b>(17/20)</b>	<b>4-3</b>	<b>10-3</b>	Rutgers	(12/12)	5-2	11-2	Rutgers		4-3	7-5
USF	(rv/rv)	4-3	9-4	<b>Cincinnati</b>		<b>4-3</b>	<b>8-5</b>	USF		4-3	6-6
Rutgers	(rv/-)	3-4	8-5	USF		4-3	9-4	Pittsburgh		4-3	5-6
Louisville		3-4	6-6	Pittsburgh		2-5	6-6	Connecticut		2-5	5-6
Pittsburgh		3-4	5-7	Connecticut		1-6	4-8	<b>Cincinnati</b>		<b>2-5</b>	<b>4-7</b>
Syracuse		1-6	2-10	Syracuse		1-6	4-8	Syracuse		0-7	1-10

\* - BIG EAST Co-Champions; BCS - Bowl Championship Series representative



**GAME 1****RUTGERS**

Sept. 7  
Rutgers Stadium  
Piscataway, N.J.



**Greg Schiano**  
Head Coach



**Tim Brown**  
Wide Receiver

**GENERAL INFORMATION**

Location: Piscataway, N.J.  
Founded: 1766  
Enrollment: 37,204  
President: Dr. Richard L. McCormick  
Athletic Director: Tim Perneti  
Stadium: Rutgers Stadium  
Turf: Field Turf  
Capacity: 54,000  
Colors: Scarlet  
Nickname: Scarlet Knights  
Conference: BIG EAST

**COACHING STAFF**

Head Coach: Greg Schiano  
Alma Mater: Bucknell, '88  
Record at School: 46-51 (eight years)  
Overall Record: same  
vs. UC: 1-3

**TEAM/PLAYER INFORMATION**

2008 Record: 8-5  
Offensive System: Pro Style  
Defensive System: 4-3  
Lettermen Returning/Lost: 47/19  
Starters Returning/Lost: 14/8  
Specialists Returning/Lost: 2/1

**SPORTS INFORMATION**

Football Contact: Jason Baum  
Office: (732) 445-7885  
Mobile: (201) 966-6338  
Email: jbaum@scarletknights.com  
Press Box: (732) 445-7028  
Website: ScarletKnights.com

**SERIES**

Series Record: RU leads 7-6-1  
In Piscataway, N.J.: RU leads 6-1

**2009 SCHEDULE**

S7 Cincinnati\*  
S12 Howard  
S19 Florida International  
S26 at Maryland  
O10 Texas Southern  
O16 Pittsburgh\*  
O23 at Army  
O31 at Connecticut\*  
N12 USF\*  
N21 at Syracuse\*  
N27 at Louisville\*  
D5 West Virginia\*

**2008 RESULTS (8-5, 5-2 BIG EAST)**

S1 Fresno State ..... L, 24-7  
S11 North Carolina ..... L, 44-12  
S20 at Navy ..... L, 21-13  
S27 Morgan State ..... W, 38-0  
O4 at West Virginia\* ..... L, 24-17  
O11 at Cincinnati\* ..... L, 13-10  
O18 Connecticut\* ..... W, 12-10  
O25 at Pittsburgh\* ..... W, 54-34  
N8 Syracuse\* ..... W, 35-17  
N15 at USF\* ..... W, 49-16  
N22 Army ..... W, 30-3  
D4 Louisville\* ..... W, 63-14  
D29 vs. NC State^ ..... W, 29-23

\*-BIG EAST Conference Game  
^~PapaJohns.com Bowl

**GAME 2****SE MISSOURI STATE**

Sept. 12  
Nippert Stadium  
Cincinnati, Ohio



**Tony Samuel**  
Head Coach



**Walter Peoples**  
Wide Receiver

**GENERAL INFORMATION**

Location: Cape Girardeau, Mo.  
Founded: 1873  
Enrollment: 10,814  
President: Dr. Kenneth W. Dobbins  
Athletic Director: John Shafer  
Stadium: Houck Stadium  
Turf: Field Turf  
Capacity: 10,000  
Colors: Red and Black  
Nickname: Redhawks  
Conference: Ohio Valley (FCS)

**COACHING STAFF**

Head Coach: Tony Samuel  
Alma Mater: Nebraska, '81  
Record at School: 11-23 (three years)  
Overall Record: 45-80 (11 years)  
vs. UC: 0-1

**TEAM/PLAYER INFORMATION**

2008 Record: 4-8  
Offensive System: Multiple  
Defensive System: 4-3  
Lettermen Returning/Lost: 38/21  
Starters Returning/Lost: 15/8  
Specialists Returning/Lost: 1/2

**SPORTS INFORMATION**

Football Contact: Patrick Clark  
Office: (573) 651-2933  
Mobile: (618) 593-7281  
Email: padclark@semo.edu  
Press Box: (573) 651-2191  
Website: GoSoutheast.com

**SERIES**

Series Record: UC leads 1-0  
In Cincinnati: UC leads 1-0

**2009 SCHEDULE**

S3 Quincy  
S12 at Cincinnati  
S19 Eastern Illinois\*  
S26 at Tennessee-Martin\*  
O3 at Tennessee State\*  
O10 Austin Peay\*  
O24 at Tennessee Tech\*  
O31 at Eastern Kentucky\*  
N7 Jacksonville State\*  
N14 Murray State\*  
N21 Southern Illinois

**2008 RESULTS (4-8, 2-6 OVC)**

A28 SW Baptist ..... W, 35-28 (OT)  
S6 at Missouri ..... L, 52-3  
S11 Tennessee Tech\* ..... L, 29-27  
S20 Missouri State ..... L, 45-28  
S27 at Indiana State ..... W, 24-21  
O4 at Jacksonville State\* ..... L, 38-17  
O18 at Eastern Illinois\* ..... L, 24-21  
O25 Tennessee State\* ..... W, 27-20 (OT)  
N1 Eastern Kentucky\* ..... L, 29-16  
N8 at Murray State\* ..... L, 17-10  
N15 Tennessee-Martin\* ..... L, 31-21  
N22 at Austin Peay\* ..... W, 33-30

\*-Ohio Valley Conference Game

**GAME 3****OREGON STATE**

Sept. 19  
Resor Stadium  
Corvallis, Ore.



**Mike Riley**  
Head Coach



**Keaton Kristick**  
Linebacker

**GENERAL INFORMATION**

Location: Corvallis, Ore.  
Founded: 1865  
Enrollment: 20,200  
President: Dr. Edward Ray  
Athletic Director: Bob De Carolis  
Stadium: Resor Stadium  
Turf: Field Turf  
Capacity: 45,674  
Colors: Orange and Black  
Nickname: Beavers  
Conference: Pacific-10

**COACHING STAFF**

Head Coach: Mike Riley  
Alma Mater: Alabama, '74  
Record at School: 58-42 (eight years)  
Overall Record: same  
vs. UC: 0-1

**TEAM/PLAYER INFORMATION**

2008 Record: 9-4  
Offensive System: Multiple  
Defensive System: Multiple  
Lettermen Returning/Lost: 55/19  
Starters Returning/Lost: 10/12  
Specialists Returning/Lost: 3/0

**SPORTS INFORMATION**

Football Contact: Steve Fenk  
Office: (541) 737-7470  
Mobile: (541) 230-0627  
Email: steve.fenk@oregonstate.edu  
Press Box: (541) 737-2410/2795  
Website: OSUBeavers.com

**SERIES**

Series Record: UC leads 1-0  
In Corvallis, Ore.: First meeting

**2009 SCHEDULE**

S5 Portland State  
S12 at UNLV  
S19 Cincinnati  
S26 Arizona\*  
O3 at Arizona State\*  
O10 Stanford\*  
O24 at USC\*  
O31 UCLA\*  
N7 at California\*  
N14 Washington\*  
N21 at Washington State\*  
D3 at Oregon\*

**2008 RESULTS (9-4, 7-2 PAC-10)**

A28 at Stanford\* ..... L, 36-28  
S6 at Penn State ..... L, 45-14  
S13 Hawai'i ..... W, 45-7  
S25 USC\* ..... W, 27-21  
O2 at Utah ..... L, 31-28  
O11 Washington State\* ..... W, 66-13  
O18 at Washington\* ..... W, 34-13  
N1 Arizona State\* ..... W, 27-25  
N8 at UCLA\* ..... W, 34-6  
N15 California\* ..... W, 34-21  
N22 at Arizona\* ..... W, 19-17  
N29 Oregon\* ..... L, 65-38  
D31 vs. Pittsburgh^ ..... W, 3-0

\*-PAC-10 Conference Game  
^~Brut Sun Bowl



## GAME 4



## FRESNO STATE

Sept. 26  
Nippert Stadium  
Cincinnati, Ohio



Pat Hill  
Head Coach

Moses Harris  
Defensive Back

## GENERAL INFORMATION

Location: Fresno, Calif.  
Founded: 1911  
Enrollment: 21,389  
President: Dr. John D. Welty  
Athletic Director: Thomas Boeh  
Stadium: Bulldog Stadium  
Turf: Grass  
Capacity: 41,031  
Colors: Bulldog Red and Blue  
Nickname: Bulldogs  
Conference: Western Athletic

## COACHING STAFF

Head Coach: Pat Hill  
Alma Mater: UC Riverside, '73  
Record at School: 82-61 (11 years)  
Overall Record: same  
vs. UC: First meeting

## TEAM/PLAYER INFORMATION

2008 Record: 7-6  
Offensive System: Pro Set  
Defensive System: Multiple  
Lettermen Returning/Lost: 54/16  
Starters Returning/Lost: 15/7  
Specialists Returning/Lost: 2/1

## SPORTS INFORMATION

Football Contact: Steve Weakland  
Office: (559) 244-5615  
Mobile: (559) 287-3304  
Email: sweaklan@csufresno.edu  
Press Box: (559) 278-5951  
Website: GoBulldogs.com

## SERIES

Series Record: First meeting  
In Cincinnati: First meeting

## 2009 SCHEDULE

S5 UC Davis  
S12 at Wisconsin  
S18 Boise State\*  
S26 at Cincinnati  
O10 at Hawai'i\*  
O17 San Jose State\*  
O24 at New Mexico State\*  
O31 Utah State\*  
N7 at Idaho\*  
N14 at Nevada\*  
N21 Louisiana Tech\*  
D5 at Illinois

## 2008 RESULTS (7-6, 4-4 WAC)

S01 at Rutgers ..... W, 24-7  
S13 Wisconsin ..... L, 13-10  
S20 at Toledo ..... W, 55-54 (2 OT)  
S27 at UCLA ..... W, 36-31  
O04 Hawai'i\* ..... L, 32-29 (OT)  
O11 Idaho\* ..... W, 45-32  
O25 at Utah State\* ..... W, 30-28  
N01 at Louisiana Tech\* ..... L, 38-35  
N07 Nevada\* ..... L, 41-28  
N15 New Mexico State\* ..... W, 24-17  
N21 at San Jose State\* ..... W, 24-10  
N28 at Boise State\* ..... L, 61-10  
D20 vs. Colorado State^ .. L, 40-35

\*-Western Athletic Conference Game  
^--New Mexico Bowl

## GAME 5



## MIAMI (OH)

Oct. 3  
Yager Stadium  
Oxford, Ohio



Mike Haywood  
Head Coach

Jordan Gafford  
Defensive Back

## GENERAL INFORMATION

Location: Oxford, Ohio  
Founded: 1809  
Enrollment: 16,000  
President: David Hodge  
Athletic Director: Brad Bates  
Stadium: Yager Stadium  
Turf: Field Turf  
Capacity: 24,286  
Colors: Red and White  
Nickname: RedHawks  
Conference: Mid-American

## COACHING STAFF

Head Coach: Mike Haywood  
Alma Mater: Notre Dame, '86  
Record at School: First year  
Overall Record: same  
vs. UC: First meeting

## TEAM/PLAYER INFORMATION

2008 Record: 2-10  
Offensive System: Multiple  
Defensive System: 4-3  
Lettermen Returning/Lost: 45/19  
Starters Returning/Lost: 13/9  
Specialists Returning/Lost: 1/3

## SPORTS INFORMATION

Football Contact: Mike Pearson  
Office: (513) 529-4329  
Mobile: (513) 330-6729  
Email: pearsomg@muohio.edu  
Press Box: (513) 529-7261  
Website: MURedHawks.com

## SERIES

Series Record: MU leads 59-47-1  
In Oxford, Ohio: MU leads 14-7-2

## 2009 SCHEDULE

S5 vs. Kentucky (Paul Brown Stadium)  
S12 at Boise State  
S19 at Western Michigan\*  
S26 at Kent State\*  
O3 Cincinnati  
O10 at Northwestern  
O17 at Ohio\*  
O24 Northern Illinois\*  
O31 Toledo\*  
N5 at Temple\*  
N12 Bowling Green\*  
N18 Buffalo\*



## 2008 RESULTS (2-10, 1-7 MAC)

A28 Vanderbilt ..... L, 34-13  
S6 at Michigan ..... L, 16-6  
S13 Charleston Southern ... W, 38-27  
S20 at Cincinnati ..... L, 45-20  
O4 Temple\* ..... L, 28-10  
O11 at Northern Illinois\* ... L, 17-13  
O18 at Bowling Green\* ... W, 27-20  
O25 Kent State\* ..... L, 54-21  
N4 at Buffalo\* ..... L, 37-17  
N11 Ball State\* ..... L, 31-16  
N21 at Toledo\* ..... L, 42-14  
N28 Ohio\* ..... L, 41-26

\*-Mid-American Conference Game

## GAME 6



## USF

Oct. 15  
Raymond James Stadium  
Tampa, Fla.



Jim Leavitt  
Head Coach

Matt Grothe  
Quarterback

## GENERAL INFORMATION

Location: Tampa, Fla.  
Founded: 1976  
Enrollment: 46,174  
President: Dr. Judy Genshaft  
Athletic Director: Doug Woolard  
Stadium: Raymond James Stadium  
Turf: Grass  
Capacity: 65,857  
Colors: Green and Gold  
Nickname: Bulls  
Conference: BIG EAST

## COACHING STAFF

Head Coach: Jim Leavitt  
Alma Mater: Missouri, '78  
Record at School: 87-52 (12 years)  
Overall Record: same  
vs. UC: 2-4

## TEAM/PLAYER INFORMATION

2008 Record: 8-5  
Offensive System: Spread  
Defensive System: 4-3  
Lettermen Returning/Lost: 40/20  
Starters Returning/Lost: 11/11  
Specialists Returning/Lost: 2/1

## SPORTS INFORMATION

Football Contact: Chris Freet  
Office: (813) 974-4086  
Mobile: (405) 249-60756  
Email: cfreet@admin.usf.edu  
Press Box: (813) 350-6225  
Website: GoUSFBulls.com

## SERIES

Series Record: UC leads 4-2  
In Tampa, Fla.: USF leads 2-1

## 2009 SCHEDULE

S5 Wofford  
S12 at Western Kentucky  
S19 Charleston Southern  
S26 at Florida State  
O3 at Syracuse\*  
O15 Cincinnati\*  
O24 at Pittsburgh\*  
O30 West Virginia\*  
N12 at Rutgers\*  
N21 Louisville\*  
N28 Miami (Fla.)  
D5 at Connecticut\*

## 2008 RESULTS (8-5, 2-5 BIG EAST)

A30 Tennessee-Martin ..... W, 56-7  
S5 at UCF ..... W, 31-24 (OT)  
S13 Kansas ..... W, 37-34  
S20 at Florida International ... W, 17-9  
S27 at NC State ..... W, 41-10  
O2 Pittsburgh\* ..... L, 26-21  
O18 Syracuse\* ..... W, 45-13  
O25 at Louisville\* ..... L, 24-20  
O30 at Cincinnati\* ..... L, 24-10  
N15 Rutgers\* ..... L, 49-16  
N22 Connecticut\* ..... W, 17-13  
D6 at West Virginia\* ..... L, 13-7  
D20 vs. Memphis^ ..... W, 45-14

\*-BIG EAST Conference Game  
^--MagicJack St. Petersburg Bowl

**GAME 7****LOUISVILLE**

October 24  
Nippert Stadium  
Cincinnati, Ohio



**Steve Kragthorpe**  
Head Coach



**Victor Anderson**  
Running Back

**GENERAL INFORMATION**

Location: Louisville, Ky.  
Founded: 1798  
Enrollment: 24,000  
President: Dr. James Ramsey  
Athletic Director: Tom Jurich  
Stadium: Papa John's Cardinal Stadium  
Turf: Field Turf  
Capacity: 42,000  
Colors: Red and Black  
Nickname: Cardinals  
Conference: BIG EAST

**COACHING STAFF**

Head Coach: Steve Kragthorpe  
(West Texas, '88)  
Record at School: 11-13 (two years)  
Overall Record: 40-35 (six years)  
vs. UC: 1-1

**TEAM/PLAYER INFORMATION**

2008 Record: 5-7  
Offensive System: Multiple  
Defensive System: 4-3  
Lettermen Returning/Lost: 49/18  
Starters Returning/Lost: 20/12  
Specialists Returning/Lost: 4/1

**SPORTS INFORMATION**

Football Contact: Rocco Gasparro  
Office: (502) 852-0102  
Mobile: (502) 262-2258  
Email: rocco.gasparro@louisville.edu  
Press Box: (502) 852-6703  
Website: UofLSports.com

**SERIES**

Series Record: UC leads 26-21-1  
In Cincinnati: UC leads 14-12

**2009 SCHEDULE**

S5 Indiana State  
S19 at Kentucky  
S26 at Utah  
O2 Pittsburgh \*  
O10 Southern Mississippi  
O17 at Connecticut \*  
O24 at Cincinnati \*  
O31 Arkansas State  
N7 at West Virginia \*  
N14 Syracuse \*  
N21 at USF \*  
N27 Rutgers \*

**2008 RESULTS (5-7, 1-6 BIG EAST)**

A31 Kentucky ..... L, 27-2  
S6 Tennessee Tech..... W, 51-10  
S17 Kansas State..... W, 38-29  
S27 Connecticut \* ..... L, 26-21  
O10 at Memphis..... W, 35-28  
O18 Middle Tennessee..... W, 42-23  
O25 USF \* ..... W, 24-20  
N1 at Syracuse \* ..... L, 28-21  
N8 at Pittsburgh \* ..... L, 41-7  
N14 Cincinnati \* ..... L, 28-20  
N22 West Virginia \* ..... L, 35-23  
D4 at Rutgers \* ..... L, 63-14

\*-BIG EAST Conference Game

**GAME 8****SYRACUSE**

October 31  
Carrier Dome  
Syracuse, N.Y.



**Doug Marrone**  
Head Coach



**Arthur Jones**  
Defensive Tackle

**GENERAL INFORMATION**

Location: Syracuse, N.Y.  
Founded: 1870  
Enrollment: 12,400  
President: Nancy Cantor  
Athletic Director: Dr. Daryl Gross  
Stadium: Carrier Dome  
Turf: Field Turf  
Capacity: 49,262  
Colors: Orange  
Nickname: Orange  
Conference: BIG EAST

**COACHING STAFF**

Head Coach: Doug Marrone  
(Syracuse, '91)  
Record at School: First year  
Overall Record: same  
vs. UC: First meeting

**TEAM/PLAYER INFORMATION**

2008 Record: 3-9  
Offensive System: Multiple  
Defensive System: Multiple  
Lettermen Returning/Lost: 46/17  
Starters Returning/Lost: 7/7  
Specialists Returning/Lost: 2/2

**SPORTS INFORMATION**

Football Contact: Sue Cornelius Edson  
Office: (315) 443-2608  
Mobile: (315) 952-4787  
Email: sedson@syr.edu  
Press Box: (315) 443-4241  
Athletic Website: SUAthletics.com

**SERIES**

Series Record: UC leads 5-4  
In Syracuse, N.Y.: SU leads 3-2

**2009 SCHEDULE**

S5 Minnesota  
S12 at Penn State  
S19 Northwestern  
S26 Maine  
O3 USF \*  
O10 West Virginia \*  
O24 Akron  
O31 Cincinnati \*  
N7 at Pittsburgh \*  
N14 at Louisville \*  
N21 Rutgers \*  
N28 at Connecticut \*

**2008 RESULTS (3-9, 1-6 BIG EAST)**

A31 at Northwestern..... L, 30-10  
S6 Akron ..... L, 42-28  
S13 Penn State..... L, 55-13  
S20 Northeastern..... W, 30-21  
S27 Pittsburgh \* ..... L, 34-24  
O11 at West Virginia \* ..... L, 17-6  
O18 at USF \* ..... L, 45-13  
N1 Louisville \* ..... W, 28-21  
N8 at Rutgers \* ..... L, 35-17  
N15 Connecticut \* ..... L, 39-14  
N22 at Notre Dame..... W, 24-23  
N29 at Cincinnati \* ..... L, 30-10

\*-BIG EAST Conference Game

**GAME 9****CONNECTICUT**

November 7  
Nippert Stadium  
Cincinnati, Ohio



**Randy Edsall**  
Head Coach



**Scott Lutrus**  
Linebacker

**GENERAL INFORMATION**

Location: Storrs, Conn.  
Founded: 1881  
Enrollment: 29,383  
President: Dr. Michael J. Hogan  
Athletic Director: Jeffrey A. Hathaway  
Stadium: Rentschler Field  
Turf: Grass  
Capacity: 40,000  
Colors: National Flag Blue and White  
Nickname: Huskies  
Conference: BIG EAST

**COACHING STAFF**

Head Coach: Randy Edsall  
(Syracuse, '80)  
Record at School: 58-60 (10 years)  
Overall Record: same  
vs. UC: 1-3

**TEAM/PLAYER INFORMATION**

2008 Record: 8-5  
Offensive System: Multiple  
Defensive System: 4-3  
Lettermen Returning/Lost: 37/21  
Starters Returning/Lost: 14/10  
Specialists Returning/Lost: 2/1

**SPORTS INFORMATION**

Football Contact: Mike Enright  
Office: (860) 486-3531  
Mobile: (860) 208-4756  
Email: mike.enright@uconn.edu  
Press Box: (860) 610-4778  
Website: UConnHuskies.com

**SERIES**

Series Record: UC leads 4-1  
In Cincinnati: UC leads 3-0

**2009 SCHEDULE**

S5 at Ohio  
S12 North Carolina  
S19 at Baylor  
S26 Rhode Island  
O10 at Pittsburgh \*  
O17 Louisville \*  
O24 at West Virginia \*  
O31 Rutgers \*  
N7 at Cincinnati \*  
N21 at Notre Dame  
N28 Syracuse \*  
D5 USF \*

**2008 RESULTS (8-5, 3-4 BIG EAST)**

A28 Hofstra ..... W, 35-3  
S6 at Temple ..... W, 12-9 (OT)  
S13 Virginia ..... W, 45-10  
S19 Baylor ..... W, 31-28  
S26 at Louisville \* ..... W, 26-21  
O4 at North Carolina..... L, 38-12  
O18 at Rutgers \* ..... L, 12-10  
O25 Cincinnati \* ..... W, 40-16  
N1 West Virginia \* ..... L, 35-13  
N15 at Syracuse \* ..... W, 39-14  
N23 at USF \* ..... L, 17-13  
D6 Pittsburgh \* ..... L, 34-10  
J3 vs. Buffalo ^ ..... W, 38-20

\*-BIG EAST Conference Game

^-International Bowl



## GAME 10



## WEST VIRGINIA

November 13  
Nippert Stadium  
Cincinnati, Ohio

ESPN2



Bill Stewart  
Head Coach

Scooter Berry  
Defensive Line

## GENERAL INFORMATION

Location: Morgantown, W.Va.  
Founded: 1867  
Enrollment: 28,113  
President: Dr. C. Peter McGrath  
Athletic Director: Ed Pastilong  
Stadium: Milan Puskar Stadium  
Turf: Field Turf  
Capacity: 60,000  
Colors: Gold and Blue  
Nickname: Mountaineers  
Conference: BIG EAST

## COACHING STAFF

Head Coach: Bill Stewart  
(Fairmont State, '75)  
Record at School: 10-4 (one year)  
Overall Record: 18-29 (four years)  
vs. UC: 0-1

## TEAM/PLAYER INFORMATION

2008 Record: 9-4  
Offensive System: Spread Option  
Defensive System: 3-3-5 Stack  
Lettermen Returning/Lost: 34/25  
Starters Returning/Lost: 18/13  
Specialists Returning/Lost: 2/4

## SPORTS INFORMATION

Football Contact: Mike Montoro  
Office: (304) 293-2821  
Mobile: (304) 276-2605  
Email: mike.montoro@mail.wvu.edu  
Press Box: (304) 293-3799  
Website: MSNSportsNet.com

## SERIES

Series Record: WVU leads 14-2-1  
In Cincinnati: WVU leads 7-0

## 2009 SCHEDULE

S5 Liberty  
S12 East Carolina  
S19 at Auburn  
O1 Colorado  
O10 at Syracuse \*  
O17 Marshall  
O24 Connecticut \*  
O30 at USF \*  
N7 Louisville \*  
N13 at Cincinnati \*  
N27 Pittsburgh \*  
D5 at Rutgers \*

## 2008 RESULTS (9-4, 5-2 BIG EAST)

A30 Villanova ..... W, 48-21  
S6 at East Carolina ..... L, 24-3  
S18 at Colorado ..... L, 17-14 (OT)  
S27 Marshall ..... W, 27-3  
O4 Rutgers \* ..... W, 24-17  
O11 Syracuse \* ..... W, 17-6  
O23 Auburn ..... W, 34-17  
N1 at Connecticut \* ..... W, 35-13  
N9 Cincinnati \* ..... L, 26-23 (OT)  
N22 at Louisville \* ..... W, 35-21  
N28 at Pittsburgh \* ..... L, 19-15  
D6 USF \* ..... W, 13-7  
D27 North Carolina ^ ..... W, 31-30

\*-BIG EAST Conference Game  
^--Meineke Car Care Bowl

## GAME 11



## ILLINOIS

November 27  
Nippert Stadium  
Cincinnati, Ohio

ESPN



Ron Zook  
Head Coach

Arrelious Benn  
Wide Receiver

## GENERAL INFORMATION

Location: Urbana-Champaign, Ill.  
Founded: 1867  
Enrollment: 42,326  
President: B. Joseph White  
Athletic Director: Ron Guenther  
Stadium: Memorial Stadium  
Turf: Field Turf  
Capacity: 62,870  
Colors: Orange and Blue  
Nickname: Fighting Illini  
Conference: Big Ten

## COACHING STAFF

Head Coach: Ron Zook  
(Miami (OH), '76)  
Record at School: 18-30 (four years)  
Overall Record: 41-44 (seven years)  
vs. UC: First meeting

## TEAM/PLAYER INFORMATION

2008 Record: 5-7  
Offensive System: Multiple  
Defensive System: Multiple 8-man front  
Lettermen Returning/Lost: 46/17  
Starters Returning/Lost: 14/8  
Specialists Returning/Lost: 3/0

## SPORTS INFORMATION

Football Contact: Cassie Arner  
Office: (217) 244-3886  
Mobile: (217) 390-6564  
Email: arner@illinois.edu  
Press Box: (217) 333-1227  
Website: FightingIllini.com

## SERIES

Series Record: First meeting  
In Cincinnati: First meeting

## 2009 SCHEDULE

S5 vs. Missouri (St. Louis, Mo.)  
S12 Illinois State  
S26 at Ohio State \*  
O3 Penn State \*  
O10 Michigan State \*  
O17 at Indiana \*  
O24 at Purdue \*  
O31 Michigan \*  
N7 at Minnesota \*  
N14 Northwestern \*  
N21 Fresno State  
N27 at Cincinnati

## 2008 RESULTS (5-7, 3-5 Big Ten)

A30 Missouri ..... L, 42-52  
S6 Eastern Illinois ..... W, 47-21  
S13 Louisiana ..... W, 20-17  
S27 at Penn State \* ..... L, 24-38  
O4 at Michigan \* ..... W, 45-20  
O11 Minnesota \* ..... L, 20-27  
O18 Indiana \* ..... W, 55-13  
O25 at Wisconsin \* ..... L, 17-27  
N1 Iowa \* ..... W, 27-24  
N8 Western Michigan ..... L, 17-23  
N15 Ohio State \* ..... L, 20-30  
N22 at Northwestern \* ..... L, 10-27

\*-Big Ten Conference Game

## GAME 12



## PITTSBURGH

December 5  
Heinz Field  
Pittsburgh, Pa.

ESPN



Dave Wannstedt  
Head Coach

Aaron Berry  
Defensive Back

## GENERAL INFORMATION

Location: Pittsburgh, Pa.  
Founded: 1787  
Enrollment: 33,574  
President: Mark A. Nordenberg  
Athletic Director: Steve Pederson  
Stadium: Heinz Field  
Turf: Grass  
Capacity: 65,050  
Colors: Blue and Gold  
Nickname: Panthers  
Conference: BIG EAST

## COACHING STAFF

Head Coach: Dave Wannstedt  
(Pittsburgh, '74)  
Record at School: 25-23 (four years)  
Overall Record: same  
vs. UC: 3-1

## TEAM/PLAYER INFORMATION

2008 Record: 9-4  
Offensive System: Pro Style  
Defensive System: 4-3  
Lettermen Returning/Lost: 51/20  
Starters Returning/Lost: 14/10  
Specialists Returning/Lost: 1/3

## SPORTS INFORMATION

Football Contact: E.J. Borghetti  
Office: (412) 648-8240  
Mobile: (412) 491-5110  
Email: eborghetti@athletics.pitt.edu  
Press Box: (412) 697-7198  
Website: PittsburghPanthers.com

## SERIES

Series Record: Pitt leads 7-1  
In Pittsburgh, Pa.: Pitt leads 5-0

## 2009 SCHEDULE

S5 Youngstown State  
S12 at Buffalo  
S19 Navy  
S26 at NC State  
O2 at Louisville \*  
O10 Connecticut \*  
O16 at Rutgers \*  
O24 USF \*  
N7 Syracuse \*  
N14 Notre Dame  
N27 at West Virginia \*  
D5 Cincinnati \*



## 2008 RESULTS (9-4, 5-2 BIG EAST)

A30 Bowling Green ..... L, 27-17  
S6 Buffalo ..... W, 27-16  
S20 Iowa ..... W, 21-20  
S27 at Syracuse \* ..... W, 34-24  
O2 at USF \* ..... W, 26-21  
O18 at Navy ..... W, 42-21  
O25 Rutgers \* ..... L, 54-34  
N1 at Notre Dame ..... W, 36-33 (4OT)  
N8 Louisville \* ..... W, 41-7  
N22 at Cincinnati \* ..... L, 28-21  
N28 West Virginia \* ..... W, 19-15  
D6 at Connecticut \* ..... W, 34-10  
D31 vs. Oregon State ..... L, 3-0

\*-BIG EAST Conference Game  
^--Brut Sun Bowl

**GAME-BY-GAME SERIES VS. 2009 OPPONENTS****RUTGERS**

Series Record..... Rutgers leads 7-6-1  
 At Cincinnati..... Cincinnati leads 5-1-1  
 At Piscataway..... Rutgers leads 6-1  
 At Neutral Sites ..... —  
 Most UC points..... 30 (UC 30-11, 2006)  
 Most Rutgers points ..... 48 (Rutgers 48-28, 1986)  
 Combined points..... 76 (Rutgers 48-28, 1986)  
 Biggest UC win..... 19 (30-11, 2006)  
 Biggest Rutgers win..... 35 (44-9, 2005)  
 Current streak..... Cincinnati—3

**Game-by-Game Breakdown**

Year	Site	Score	Winner
1980	Piscataway	24-7	RU
1981	Cincinnati	10-0	UC
1983	Cincinnati	18-7	UC
1984	Piscataway	43-15	RU
1986	Piscataway	48-28	RU
1987	Cincinnati	10-7	RU
1988	Piscataway	38-9	RU
1989	Cincinnati	17-17	Tie
1992	Cincinnati	26-24	UC
1994	Piscataway	14-9	RU
2005	Piscataway	44-9	RU
2006	Cincinnati	30-11	UC
2007	Piscataway	28-23	UC
2008	Cincinnati	13-10	UC

**SOUTHEAST MISSOURI STATE**

Series Record..... Cincinnati leads 1-0  
 At Cincinnati..... Cincinnati leads 1-0  
 At Cape Girardeau ..... —  
 At Neutral Sites ..... —  
 Most UC points..... 59 (UC 59-3, 2007)  
 Most SEMO points ..... 3 (UC 59-3, 2007)  
 Combined points..... 62 (UC 59-3, 2007)  
 Biggest UC win..... 56 (59-3, 2007)  
 Biggest SEMO win ..... —  
 Current streak..... Cincinnati—1

**Game-by-Game Breakdown**

Year	Site	Score	Winner
2007	Cincinnati	59-3	UC

**OREGON STATE**

Series Record..... Cincinnati leads 1-0  
 At Cincinnati..... Cincinnati leads 1-0  
 At Corvallis ..... —  
 At Neutral Sites ..... —  
 Most UC points..... 34 (UC 34-3, 2007)

Most Oregon State points..... 3 (UC 34-3, 2007)  
 Combined points..... 37 (UC 34-3, 2007)  
 Biggest UC win..... 31 (34-3, 2007)  
 Biggest Oregon State win..... —  
 Current streak..... Cincinnati—1

**Game-by-Game Breakdown**

Year	Site	Score	Winner
2007	Cincinnati	34-3	UC

**FRESNO STATE**

Series Record..... First Meeting

**MIAMI (OH)**

Series Record..... Miami leads 59-47-7  
 At Cincinnati..... Miami leads 43-38-5  
 At Oxford..... Miami leads 14-7-2  
 At Neutral Sites ..... Tied, 2-2  
 Most UC points..... 52 (UC 52-42, 1999)  
 Most Miami points ..... 44 (MU 44-16, 2005)  
 Combined points..... 94 (52-42, 1999)  
 Biggest UC win..... 46 (46-0, 1904)  
 Biggest Miami win ..... 40 (40-0, 1917)  
 Current streak..... Cincinnati—3

**Game-by-Game Breakdown**

Year	Site	Score	Winner
1888	Oxford	0-0	Tie
1889	Cincinnati	34-0	MU
1893	Oxford	24-6	MU
	Cincinnati	6-0	MU
1894	Cincinnati	6-0	UC
1895	Cincinnati	12-0	MU
1896	Cincinnati	6-4	MU
1897	Oxford	6-0	UC
	Neutral	10-6	UC
1898	Oxford	22-0	UC
1899	Neutral	22-0	UC
1900	Cincinnati	16-12	UC
1903	Cincinnati	15-0	MU
1904	Cincinnati	46-0	UC
1906	Cincinnati	0-0	Tie
1909	Cincinnati	10-6	UC
1910	Cincinnati	3-0	UC
1911	Cincinnati	11-0	UC
1912	Cincinnati	21-21	Tie
1913	Cincinnati	13-7	MU
1914	Cincinnati	20-13	MU
1915	Cincinnati	24-12	MU
1916	Cincinnati	33-0	MU
1917	Cincinnati	40-0	MU
1918	Cincinnati	0-0	Tie

1919	Cincinnati	14-0	MU
1920	Cincinnati	7-0	UC
1921	Cincinnati	15-7	MU
1922	Cincinnati	9-6	MU
1923	Cincinnati	23-0	UC
1924	Cincinnati	8-7	UC
1925	Cincinnati	33-0	MU
1926	Cincinnati	6-6	Tie
1927	Cincinnati	17-14	MU
1928	Cincinnati	34-0	MU
1929	Cincinnati	14-6	MU
1930	Cincinnati	6-0	UC
1931	Cincinnati	20-0	UC
1932	Cincinnati	21-13	MU
1933	Cincinnati	6-2	MU
1934	Cincinnati	21-0	UC
1935	Cincinnati	8-7	UC
1936	Cincinnati	0-0	Tie
1937	Cincinnati	14-6	MU
1938	Cincinnati	16-7	MU
1939	Cincinnati	13-0	UC
1940	Cincinnati	44-0	UC
1941	Cincinnati	26-0	UC
1942	Cincinnati	21-12	UC
1945	Cincinnati	28-14	MU
1946	Cincinnati	13-7	UC
1947	Cincinnati	38-7	MU
1948	Cincinnati	43-19	MU
1949	Cincinnati	27-6	UC
1950	Cincinnati	28-0	MU
1951	Cincinnati	19-14	UC
1952	Cincinnati	34-9	UC
1953	Cincinnati	14-0	UC
1954	Cincinnati	21-9	MU
1955	Cincinnati	14-0	MU
1956	Cincinnati	27-13	MU
1957	Cincinnati	20-14	MU
1958	Cincinnati	18-7	UC
1959	Cincinnati	14-7	UC
1960	Cincinnati	10-6	MU
1961	Cincinnati	7-3	MU
1962	Cincinnati	38-16	MU
1963	Cincinnati	21-19	MU
1964	Cincinnati	28-14	UC
1965	Cincinnati	37-7	MU
1966	Cincinnati	28-8	MU
1967	Cincinnati	27-14	MU
1968	Cincinnati	23-21	UC
1969	Cincinnati	36-20	MU
1970	Cincinnati	33-0	UC
1971	Oxford	43-7	MU
1972	Cincinnati	23-0	MU



1973	Oxford	6-0	MU
1974	Cincinnati	27-7	MU
1975	Oxford	21-13	MU
1976	Cincinnati	17-0	UC
1977	Cincinnati	12-7	MU
1978	Oxford	28-24	MU
1979	Oxford	27-14	MU
1980	Cincinnati	23-13	UC
1981	Oxford	7-3	MU
1982	Cincinnati	20-10	UC
1983	Oxford	14-10	MU
1984	Cincinnati	31-26	MU
1985	Oxford	16-10	MU
1986	Cincinnati	45-38	UC
1987	Cincinnati	31-26	UC
1988	Oxford	34-18	UC
1989	Oxford	30-14	UC
1990	Cincinnati	16-12	MU
1991	Cincinnati	22-9	MU
1992	Oxford	17-14	MU
1993	Cincinnati	30-23	UC
1994	Oxford	17-17	Tie
1995	Oxford	23-16	MU
1996	Cincinnati	30-23 (3 OT)	UC
1997	Oxford	34-31 (2 OT)	MU
1998	Cincinnati	41-0	MU
1999	Oxford	52-42	UC
2000	Cincinnati	45-15	UC
2001	Oxford	21-14	MU
2002	Cincinnati	31-26	MU
2003	Oxford	42-37	MU
2004	Cincinnati	45-26	UC
2005	Oxford	44-16	MU
2006	Cincinnati	24-10	UC
2007	Oxford	47-10	UC
2008	Cincinnati	45-20	UC

## USF

Series Record.....Cincinnati leads 4-2  
 At Cincinnati.....Cincinnati leads 3-0  
 At Tampa..... USF leads 2-1  
 At Neutral Sites ..... —  
 Most UC points ..... 45 (UC 45-23, 2004)  
 Most USF points ..... 31 (USF 31-16, 2005)  
 Combined points..... 71 (UC 38-33, 2007)  
 Biggest UC win..... 22 (45-23, 2004)  
 Biggest USF win..... 15 (31-16, 2005)  
 Current streak..... Cincinnati—3

## Game-by-Game Breakdown

Year	Site	Score	Winner
2003	Tampa	(2 OT) 24-17	USF
2004	Cincinnati	45-23	UC
2005	Tampa	31-16	USF

2006	Cincinnati	23-6	UC
2007	Tampa	38-33	UC
2008	Cincinnati	24-10	UC

## LOUISVILLE

Series Record.....Cincinnati leads 26-21-1  
 At Cincinnati.....Cincinnati leads 14-12  
 At Louisville ..... Cincinnati leads 12-9-1  
 At Neutral Sites ..... —  
 Most UC points ..... 51 (UC 51-0, 1942)  
 Most UofL points ..... 70 (UofL 70-7, 2004)  
 Combined points ..... 83 (UofL 43-40, 2003)  
 Biggest UC win ..... 51 (51-0, 1942)  
 Biggest UofL win ..... 63 (70-7, 2004)  
 Current streak.....Cincinnati—1

## Game-by-Game Breakdown

Year	Site	Score	Winner
1929	Louisville	7-0	UC
1938	Cincinnati	19-9	UC
1940	Cincinnati	7-0	UC
1941	Cincinnati	28-7	UC
1942	Cincinnati	51-0	UC
1950	Cincinnati	28-20	UC
1951	Cincinnati	38-0	UC
1953	Louisville	41-0	UC
1966	Cincinnati	17-3	UC
1967	Louisville	13-7	UC
1968	Cincinnati	37-7	UC
1969	Louisville	31-21	UC
1970	Cincinnati	28-14	UofL
1971	Louisville	19-16	UC
1972	Cincinnati	38-13	UofL
1973	Louisville	10-8	UofL
1974	Cincinnati	7-6	UC
1975	Louisville	46-27	UC
1976	Cincinnati	20-6	UofL
1977	Louisville	17-17	Tie
1978	Cincinnati	28-14	UofL
1979	Louisville	22-19	UofL
1980	Louisville	20-0	UofL
1981	Cincinnati	24-0	UC
1982	Cincinnati	38-16	UC
1983	Louisville	31-23	UofL
1984	Cincinnati	40-21	UC
1985	Louisville	31-9	UC
1986	Cincinnati	24-17	UC
1987	Louisville	25-0	UC
1988	Cincinnati	21-6	UofL
1989	Louisville	37-17	UofL
1990	Cincinnati	41-16	UofL
1991	Louisville	30-7	UC
1992	Cincinnati	27-17	UofL
1996	Louisville	10-7	UC
1997	Cincinnati	28-9	UC

1998	Louisville	62-19	UofL
1999	Cincinnati	23-13	UofL
2000	Louisville	38-24	UofL
2001	Cincinnati	28-13	UofL
2002	Louisville	24-14	UC
2003	Cincinnati	43-40	UofL
2004	Louisville	70-7	UofL
2005	Cincinnati	46-22	UofL
2006	Louisville	23-17	UofL
2007	Cincinnati	28-24	UofL
2008	Cincinnati	28-20	UC

## SYRACUSE

Series Record.....Cincinnati leads 5-4  
 At Cincinnati.....Cincinnati leads 3-1  
 At Syracuse.....Syracuse leads 3-2  
 At Neutral Sites ..... —  
 Most UC points ..... 52 (UC 52-31, 2007)  
 Most Syracuse points..... 63 (Syracuse 63-21, 1998)  
 Combined points ..... 84 (Syracuse 63-21, 1998)  
 Biggest UC win ..... 21 (52-31, 2007)  
 Biggest Syracuse win ..... 42 (63-21, 1998)  
 Current streak.....Cincinnati—4

## Game-by-Game Breakdown

Year	Site	Score	Winner
1993	Syracuse	24-21	SU
1994	Cincinnati	34-19	SU
1998	Syracuse	63-21	SU
2000	Cincinnati	12-10	UC
2004	Syracuse	19-7	SU
2005	Syracuse	22-16	UC
2006	Cincinnati	17-3	UC
2007	Syracuse	52-31	UC
2008	Cincinnati	30-10	UC

## CONNECTICUT

Series Record.....Cincinnati leads 4-1  
 At Cincinnati.....Cincinnati leads 3-0  
 At Storrs..... Tied 1-1  
 At Neutral Sites ..... —  
 Most UC points ..... 45 (UC 45-28, 2001)  
 Most UConn points ..... 40 (UConn 40-16, 2008)  
 Combined points..... 73 (UC 45-28, 2001)  
 Biggest UC win ..... 24 (27-3, 2007)  
 Biggest UConn win..... 24 (40-16, 2008)  
 Current streak.....Connecticut—1

## Game-by-Game Breakdown

Year	Site	Score	Winner
2001	Cincinnati	45-28	UC
2005	Cincinnati	28-17	UC
2006	E. Hartford	26-23	UC
2007	Cincinnati	27-3	UC
2008	E. Hartford	40-16	UConn



## GAME-BY-GAME SERIES VS. 2009 OPPONENTS

### WEST VIRGINIA

Series Record..... West Virginia leads 14-2-1  
 At Cincinnati..... West Virginia leads 7-0  
 At Morgantown..... West Virginia leads 7-2-1  
 At Neutral Sites ..... —  
 Most UC points..... 32 (WVU 35-32, 2002)  
 Most WVU points..... 69 (WVU 69-3, 1989)  
 Combined points..... 72 (WVU 69-3, 1989)  
 Biggest UC win..... 3 (26-23, 2008)  
 Biggest WVU win ..... 66 (69-3, 1989)  
 Current streak..... Cincinnati—1

### Game-by-Game Breakdown

Year	Site	Score	Winner
1921	Morgantown	50-0	WVU
1922	Cincinnati	34-0	WVU
1936	Cincinnati	40-6	WVU
1939	Cincinnati	7-0	WVU
1940	Morgantown	7-7	Tie
1969	Morgantown	57-11	WVU
1980	Morgantown	41-27	WVU

1987	Morgantown	45-17	WVU
1988	Cincinnati	51-13	WVU
1989	Morgantown	69-3	WVU
1990	Morgantown	28-20	WVU
2002	Cincinnati	35-32	WVU
2003	Morgantown	15-13	UC
2005	Cincinnati	38-0	WVU
2006	Morgantown	42-24	WVU
2007	Cincinnati	28-23	WVU
2008	Morgantown	26-23 (OT)	UC

### ILLINOIS

Series Record.....First Meeting

### PITTSBURGH

Series Record.....Pittsburgh leads 7-1  
 At Cincinnati.....Pittsburgh leads 2-1  
 At Pittsburgh.....Pittsburgh leads 5-0  
 At Neutral Sites ..... —  
 Most UC points..... 28 (UC 28-21, 2008)  
 Most Pittsburgh points..... 38 (Pitt 38-20, 2005)  
 Combined points..... 58 (Pitt 38-20, 2005)  
 Biggest UC win..... 7 (28-21, 2008)  
 Biggest Pittsburgh win ..... 37 (37-0, 1922)  
 Current streak..... Cincinnati—1

### Game-by-Game Breakdown

Year	Site	Score	Winner
1921	Pittsburgh	21-14	Pitt
1922	Cincinnati	37-0	Pitt
1979	Pittsburgh	35-0	Pitt
1981	Pittsburgh	38-7	Pitt
2005	Pittsburgh	38-20	Pitt
2006	Cincinnati	33-15	Pitt
2007	Pittsburgh	24-17	Pitt
2008	Cincinnati	28-21	UC





## 2009 OPPONENT SCHEDULES

### 2009 RUTGERS SCHEDULE

<b>Mon., Sept. 7</b> .....	<b>Cincinnati *</b>
Sat., Sept. 12.....	Howard
Sat., Sept. 19.....	Florida International
Sat., Sept. 26.....	at Maryland
Sat., Oct. 10.....	Texas Southern
Fri., Oct. 16.....	Pittsburgh *
Fri., Oct. 23.....	at Army
Sat., Oct. 31.....	at Connecticut *
Thurs., Nov. 12.....	USF *
Sat., Nov. 21.....	at Syracuse *
Fri., Nov. 27.....	at Louisville *
Sat., Dec. 5.....	West Virginia *

### 2009 SOUTHEAST MISSOURI STATE SCHEDULE

Thurs., Sept. 3.....	Quincy
<b>Sat., Sept. 12</b> .....	<b>at Cincinnati</b>
Sat., Sept. 19.....	Eastern Illinois *
Sat., Sept. 26.....	at Tennessee-Martin *
Sat., Oct. 3.....	at Tennessee State *
Sat., Oct. 10.....	Austin Peay *
Sat., Oct. 24.....	at Tennessee Tech *
Sat., Oct. 31.....	at Eastern Kentucky *
Sat., Nov. 7.....	Jacksonville State *
Sat., Nov. 14.....	Murray State *
Sat., Nov. 21.....	Southern Illinois

### 2009 OREGON STATE SCHEDULE

Sat., Sept. 5.....	Portland State
Sat., Sept. 12.....	at UNLV
<b>Sat., Sept. 19</b> .....	<b>Cincinnati</b>
Sat., Sept. 26.....	Arizona *
Sat., Oct. 3.....	at Arizona State *
Sat., Oct. 10.....	Stanford *
Sat., Oct. 24.....	at USC *
Sat., Oct. 31.....	UCLA *
Sat., Nov. 7.....	at California *
Sat., Nov. 14.....	Washington *
Sat., Nov. 21.....	at Washington State *
Thurs., Dec. 3.....	at Oregon *

### 2009 FRESNO STATE SCHEDULE

Sat., Sept. 5.....	UC Davis
Sat., Sept. 12.....	at Wisconsin
Fri., Sept. 18.....	Boise State *
<b>Sat., Sept. 26</b> .....	<b>at Cincinnati</b>
Sat., Oct. 10.....	at Hawai'i *
Sat., Oct. 17.....	San Jose State *
Sat., Oct. 24.....	at New Mexico State *
Sat., Oct. 31.....	Utah State *
Sat., Nov. 7.....	at Idaho *
Sat., Nov. 14.....	at Nevada *
Sat., Nov. 21.....	Louisiana Tech *
Sat., Dec. 5.....	at Illinois

### 2009 MIAMI (OH) SCHEDULE

Sat., Sept. 5.....	vs. Kentucky (Paul Brown Stadium)
Sat., Sept. 12.....	at Boise State
Sat., Sept. 19.....	at Western Michigan *
Sat., Sept. 26.....	at Kent State *
<b>Sat., Oct. 3</b> .....	<b>Cincinnati</b>
Sat., Oct. 10.....	at Northwestern
Sat., Oct. 17.....	at Ohio *
Sat., Oct. 24.....	Northern Illinois *
Sat., Oct. 31.....	Toledo *
Thurs., Nov. 5.....	at Temple *
Thurs., Nov. 12.....	Bowling Green *
Wed., Nov. 18.....	Buffalo *

### 2009 USF SCHEDULE

Sat., Sept. 5.....	Wofford
Sat., Sept. 12.....	at Western Kentucky
Sat., Sept. 19.....	Charleston Southern
Sat., Sept. 26.....	at Florida State
Sat., Oct. 3.....	at Syracuse *
<b>Thurs., Oct. 15</b> .....	<b>Cincinnati *</b>
Sat., Oct. 24.....	at Pittsburgh *
Fri., Oct. 30.....	West Virginia *
Thurs., Nov. 12.....	at Rutgers *
Sat., Nov. 21.....	Louisville *
Sat., Nov. 28.....	Miami (Fla.)
Sat., Dec. 5.....	at Connecticut *

### 2009 LOUISVILLE SCHEDULE

Sat., Sept. 5.....	Indiana State
Sat., Sept. 19.....	at Kentucky
Sat., Sept. 26.....	at Utah
Fri., Oct. 2.....	Pittsburgh *
Sat., Oct. 10.....	Southern Mississippi
Sat., Oct. 17.....	at Connecticut *
<b>Sat., Oct. 24</b> .....	<b>at Cincinnati *</b>
Sat., Oct. 31.....	Arkansas State
Sat., Nov. 7.....	at West Virginia *
Sat., Nov. 14.....	Syracuse *
Sat., Nov. 21.....	at USF *
Fri., Nov. 27.....	Rutgers *

### 2009 SYRACUSE SCHEDULE

Sat., Sept. 5.....	Minnesota
Sat., Sept. 12.....	at Penn State
Sat., Sept. 19.....	Northwestern
Sat., Sept. 26.....	Maine
Sat., Oct. 3.....	USF *
Sat., Oct. 10.....	West Virginia *
Sat., Oct. 24.....	Akron
<b>Sat., Oct. 31</b> .....	<b>Cincinnati *</b>
Sat., Nov. 7.....	at Pittsburgh *
Sat., Nov. 14.....	at Louisville *
Sat., Nov. 21.....	Rutgers *
Sat., Nov. 28.....	at Connecticut *

### 2009 CONNECTICUT SCHEDULE

Sat., Sept. 5.....	at Ohio
Sat., Sept. 12.....	North Carolina
Sat., Sept. 19.....	at Baylor
Sat., Sept. 26.....	Rhode Island
Sat., Oct. 10.....	at Pittsburgh *
Sat., Oct. 17.....	Louisville *
Sat., Oct. 24.....	at West Virginia *
Sat., Oct. 31.....	Rutgers *
<b>Sat., Nov. 7</b> .....	<b>at Cincinnati *</b>
Sat., Nov. 21.....	at Notre Dame
Sat., Nov. 28.....	Syracuse *
Sat., Dec. 5.....	USF *

### 2009 WEST VIRGINIA SCHEDULE

Sat., Sept. 5.....	Liberty
Sat., Sept. 12.....	East Carolina
Sat., Sept. 19.....	at Auburn
Thurs., Oct. 1.....	Colorado
Sat., Oct. 10.....	at Syracuse *
Sat., Oct. 17.....	Marshall
Sat., Oct. 24.....	Connecticut *
Fri., Oct. 30.....	at USF *
Sat., Nov. 7.....	Louisville *
<b>Fri., Nov. 13</b> .....	<b>at Cincinnati *</b>
Fri., Nov. 27.....	Pittsburgh *
Sat., Dec. 5.....	at Rutgers *

### 2009 ILLINOIS SCHEDULE

Sat., Sept. 5.....	vs. Missouri (St. Louis, Mo.)
Sat., Sept. 12.....	Illinois State
Sat., Sept. 26.....	at Ohio State *
Sat., Oct. 3.....	Penn State *
Sat., Oct. 10.....	Michigan State *
Sat., Oct. 17.....	at Indiana *
Sat., Oct. 24.....	at Purdue *
Sat., Oct. 31.....	Michigan *
Sat., Nov. 7.....	at Minnesota *
Sat., Nov. 14.....	Northwestern *
Sat., Nov. 21.....	Fresno State
<b>Fri., Nov. 27</b> .....	<b>at Cincinnati</b>

### 2009 PITTSBURGH SCHEDULE

Sat., Sept. 5.....	Youngstown State
Sat., Sept. 12.....	at Buffalo
Sat., Sept. 19.....	Navy
Sat., Sept. 26.....	at NC State
Fri., Oct. 2.....	at Louisville *
Sat., Oct. 10.....	Connecticut *
Fri., Oct. 16.....	at Rutgers *
Sat., Oct. 24.....	USF *
Sat., Nov. 7.....	Syracuse *
Sat., Nov. 14.....	Notre Dame
Fri., Nov. 27.....	at West Virginia *
<b>Sat., Dec. 5</b> .....	<b>Cincinnati *</b>

\* Conference game

**BIG EAST COMPOSITE SCHEDULE**

Day	Date	Home Team	Away Team	Location	Time (ET)	Coverage
Sat.	Sept. 5	Connecticut	Ohio	Athens, Ohio	TBA	
Sat.	Sept. 5	USF	Wofford	Tampa, Fla.	TBA	
Sat.	Sept. 5	Syracuse	Minnesota	Syracuse, N.Y.	Noon	ESPN2
Sat.	Sept. 5	West Virginia	Liberty	Morgantown, W.Va.	TBA	
Sat.	Sept. 5	Louisville	Indiana State	Louisville, Ky.	TBA	
Sat.	Sept. 5	Pittsburgh	Youngstown St.	Pittsburgh, Pa.	TBA	
* Mon.	Sept. 7	Rutgers	Cincinnati	New Brunswick, N.J.	4:00 p.m.	ESPN
Sat.	Sept. 12	Western Kentucky	USF	Bowling Green, Ky.	TBA	
Sat.	Sept. 12	Rutgers	Howard	New Brunswick, N.J.	TBA	
Sat.	Sept. 12	Buffalo	Pittsburgh	Buffalo, N.Y.	TBA	
Sat.	Sept. 12	Connecticut	North Carolina	East Hartford, Conn.	TBA	
Sat.	Sept. 12	Cincinnati	Southeast Missouri St.	Cincinnati, Ohio	TBA	
Sat.	Sept. 12	West Virginia	East Carolina	Morgantown, W.Va.	TBA	
Sat.	Sept. 12	Penn State	Syracuse	State College, Pa.	TBA	
Sat.	Sept. 19	USF	Charleston Southern	Tampa, Fla.	TBA	
Sat.	Sept. 19	Rutgers	Florida International	New Brunswick, N.J.	TBA	
Sat.	Sept. 19	Pittsburgh	Navy	Pittsburgh, Pa.	TBA	
Sat.	Sept. 19	Kentucky	Louisville	Lexington, Ky.	TBA	
Sat.	Sept. 19	Baylor	Connecticut	Waco, Texas	TBA	
Sat.	Sept. 19	Oregon State	Cincinnati	Corvallis, Ore.	3:45	FSN
Sat.	Sept. 19	Syracuse	Northwestern	Syracuse, N.Y.	TBA	
Sat.	Sept. 19	Auburn	West Virginia	Auburn, Ala.	TBA	
Sat.	Sept. 26	Syracuse	Maine	Syracuse, N.Y.	TBA	
Sat.	Sept. 26	Florida St.	USF	Tallahassee, Fla.	TBA	
Sat.	Sept. 26	Cincinnati	Fresno State	Cincinnati, Ohio	Noon	BIG EAST Network
Sat.	Sept. 26	Connecticut	Rhode Island	East Hartford, Conn.	TBA	
Sat.	Sept. 26	Utah	Louisville	Salt Lake City, Utah	TBA	
Sat.	Sept. 26	North Carolina State	Pittsburgh	Raleigh, N.C.	TBA	
Sat.	Sept. 26	Maryland	Rutgers	College Park, Md.	TBA	
Thurs.	Oct. 1	West Virginia	Colorado	Morgantown, W.Va.	7:30 p.m.	ESPN
* Fri.	Oct. 2	Louisville	Pittsburgh	Louisville, Ky.	8:00 p.m.	ESPN2
Sat.	Oct. 3	Miami OH	Cincinnati	Oxford, Ohio	TBA	
* Sat.	Oct. 3	Syracuse	USF	Syracuse, N.Y.	Noon	BIG EAST Network
Sat.	Oct. 10	Rutgers	Texas Southern	New Brunswick, N.J.	TBA	
* Sat.	Oct. 10	Syracuse	West Virginia	Syracuse, N.Y.	TBA	
* Sat.	Oct. 10	Pittsburgh	Connecticut	Pittsburgh, Pa.	TBA	
Sat.	Oct. 10	Louisville	Southern Miss.	Louisville, Ky.	TBA	
* Thurs.	Oct. 15	USF	Cincinnati	Tampa, Fla.	7:30 p.m.	ESPN
* Fri.	Oct. 16	Rutgers	Pittsburgh	New Brunswick, N.J.	8:00 p.m.	ESPN
* Sat.	Oct. 17	Connecticut	Louisville	East Hartford, Conn.	Noon	BIG EAST Network
Sat.	Oct. 17	West Virginia	Marshall	Morgantown, W.Va.	TBA	
Fri.	Oct. 23	Army	Rutgers	West Point, N.Y.	8:00 p.m.	ESPN2
* Sat.	Oct. 24	Cincinnati	Louisville	Cincinnati, Ohio	TBA	
* Sat.	Oct. 24	West Virginia	Connecticut	Morgantown, W.Va.	TBA	
Sat.	Oct. 24	Syracuse	Akron	Syracuse, N.Y.	TBA	
* Sat.	Oct. 24	Pittsburgh	USF	Pittsburgh, Pa.	TBA	
* Fri.	Oct. 30	USF	West Virginia	Tampa, Fla.	8:00 p.m.	ESPN2
* Sat.	Oct. 31	Connecticut	Rutgers	East Hartford, Conn.	TBA	
* Sat.	Oct. 31	Syracuse	Cincinnati	Syracuse, N.Y.	TBA	
Sat.	Oct. 31	Louisville	Arkansas State	Louisville, Ky.	TBA	
* Sat.	Nov. 7	West Virginia	Louisville	Morgantown, W.Va.	TBA	
* Sat.	Nov. 7	Cincinnati	Connecticut	Cincinnati, Ohio	TBA	
* Sat.	Nov. 7	Pittsburgh	Syracuse	Pittsburgh, Pa.	TBA	
* Thurs.	Nov. 12	Rutgers	USF	New Brunswick, N.J.	7:30 p.m.	ESPN
* Fri.	Nov. 13	Cincinnati	West Virginia	Cincinnati, Ohio	TBA	ESPN2
* Sat.	Nov. 14	Louisville	Syracuse	Louisville, Ky.	Noon	BIG EAST Network
Sat.	Nov. 14	Pittsburgh	Notre Dame	Pittsburgh, Pa.	TBA	ABC/ESPN/ESPN2
* Sat.	Nov. 21	USF	Louisville	Tampa, Fla.	TBA	
* Sat.	Nov. 21	Syracuse	Rutgers	Syracuse, N.Y.	TBA	
Sat.	Nov. 21	Notre Dame	Connecticut	South Bend, Ind.	2:30 p.m.	NBC
* Fri.	Nov. 27	West Virginia	Pittsburgh	Morgantown, W.Va.	TBA	ABC/ESPN
Fri.	Nov. 27	Cincinnati	Illinois	Cincinnati, Ohio	TBA	ABC/ESPN/ESPN2
* Fri.	Nov. 27	Louisville	Rutgers	Louisville, Ky.	TBA	ABC/ESPN/ESPN2
* Sat.	Nov. 28	Connecticut	Syracuse	East Hartford, Conn.	Noon	BIG EAST Network
Sat.	Nov. 28	USF	Miami FL	Tampa, Fla.	TBA	
* Sat.	Dec. 5	Connecticut	USF	East Hartford, Conn.	TBA	ABC/ESPN/ESPN2
* Sat.	Dec. 5	Pittsburgh	Cincinnati	Pittsburgh, Pa.	TBA	ABC/ESPN/ESPN2
* Sat.	Dec. 5	Rutgers	West Virginia	New Brunswick, N.J.	TBA	ABC/ESPN/ESPN2

\* Conference Games





# RUSHING RECORDS

## YEAR-BY-YEAR LEADERS

Year	Player	Att.	Yards	TD
1946	Roger Stephens	96	768	8
1947	Roger Stephens	136	959	7
1948	Jim Dougherty	108	495	4
1949	Howie Bellamah	97	473	2
1950	Bob Stratton	93	539	5
1951	Bob Daugherty	96	528	10
1952	Joe Concilla	96	488	8
1953	Dick Goist	64	561	7
1954	Joe Miller	128	717	11
1955	Joe Miller	90	399	2
1956	Bob Del Rosa	57	242	3
1957	Barry Maroney	98	346	4
1958	Joe Morrison	99	467	5
1959	Ed Kovac	134	515	9
1960	Ed Banks	104	404	3
1961	Phil Goldner	70	277	1
1962	Royce Starks	91	408	4
1963	Brig Owens	121	556	6
1964	Al Nelson	201	973	13
1965	Bill Bailey	139	694	7
1966	Clem Turner	153	840	7
1967	Lloyd Pate	198	658	5
1968	Lloyd Pate	135	623	2
1969	Steve Cowan	165	676	2
1970	Steve Cowan	239	1,197	9
1971	Mel Riggins	131	663	2
1972	Reggie Harrison	173	844	6
1973	Reggie Harrison	211	883	11
1974	Santo Atkinson	196	708	2
1975	Jay Bonds	158	567	8
1976	Curtiss Williams	102	399	4
1977	Curtiss Williams	162	845	1
1978	Allen Harvin	233	1,283	6
1979	James Bettis	75	343	0
1980	James Bettis	212	1,106	2
1981	James Bettis	246	1,226	6
1982	Allen Harvin	191	1,161	5
1983	Reggie Taylor	158	784	2
1984	Reggie Taylor	198	1,021	8
1985	Reggie Taylor	264	1,112	3
1986	Reggie Taylor	256	1,325	11
1987	Al McKinney	208	950	5
1988	Al McKinney	168	829	1
1989	Terry Strong	105	411	2
1990	Terry Strong	172	803	5
1991	David Small	198	1,004	4
1992	David Small	209	780	10
1993	David Small	223	1,179	17
1994	Craedel Kimbrough	132	565	0
1995	Orlando Smith	126	471	4
1996	Daryl Royal	167	853	3
1997	Robert Cooper	137	611	4
1998	DeMarco McCleskey	162	861	11
1999	Robert Cooper	228	1,245	7
2000	Ray Jackson	201	808	6
2001	DeMarco McCleskey	179	765	7
2002	DeMarco McCleskey	315	1,361	15
2003	Richard Hall	185	777	8
2004	Richard Hall	210	1,012	6
2005	Bradley Glatthaar	139	620	7
2006	Greg Moore	162	709	4
2007	Butler Benton	100	499	2
2008	Jacob Ramsey	152	664	2

## GAME RECORDS

### Rushing Attempts

1.	45	Steve Cowan vs. Ohio .....	1970
2.	41	DeMarco McCleskey vs. East Carolina .....	1998
3.	39	Lloyd Pate vs. Wichita State .....	1967
4.	37	Robert Cooper vs. Miami (OH) .....	1999
5.	36	Robert Cooper vs. Memphis .....	1999
	36	Daryl Royal vs. Miami (OH) .....	1996
	36	Reggie Taylor vs. Miami (OH) .....	1986
	36	David Small vs. Toledo .....	1993
9.	35	Reggie Harrison at Ohio .....	1973
	35	DeMarco McCleskey vs. Houston .....	1998

### Rushing Yards

1.	306	Bob Hynes vs. Case Western Reserve .....	1923
2.	282	Daryl Royal vs. Miami (OH) .....	1996
3.	267	Clem Turner vs. Kansas State .....	1966
4.	266	Steve Cowan vs. Ohio .....	1970
5.	259	Reggie Taylor vs. Miami (OH) .....	1986
6.	238	Richard Hall vs. Miami (OH) .....	2004
7.	234	DeMarco McCleskey vs. East Carolina .....	1998
8.	233	David Small vs. Kent State .....	1992
9.	219	David Small vs. Middle Tennessee State .....	1991
10.	209	Robert Cooper vs. Miami (OH) .....	1999

### Rushing Touchdowns

1.	6	Ike Stewart vs. Transylvania .....	1912
	6	Bob Heuck vs. Transylvania .....	1912
3.	4	DeMarco McCleskey vs. Arkansas State .....	1998
	4	DeMarco McCleskey vs. Houston .....	1998
	4	David Small vs. Houston .....	1993
	4	David Small vs. Kent State .....	1992
7.	3	Accomplished 14 times, most recently by Richard Hall vs. Miami (OH) .....	2004

### Three Backs with 100+ Yards in a Game

1970	vs. Xavier	Albert Johnson .....	130
		Dick James .....	119
		Steve Cowan .....	105

### Two Backs with 100+ Yards in a Game

2003	vs. East Carolina	Derrick Eddington .....	138
		Richard Hall .....	117
1991	at Kent State	Vince Powell .....	121
		David Small .....	118
1991	at Louisville	Vince Powell .....	140
		David Small .....	111
1985	at Louisville	Reggie Taylor .....	126
		Robert Williams .....	100
1977	vs. Tulsa	Gus Tucker .....	143
		Bob Massong .....	101
1966	vs. Kansas State	Clem Turner .....	267
		Tony Jackson .....	118
1964	vs. Tulsa	Brig Owens .....	163
		Al Nelson .....	106

## SEASON RECORDS

### Rushing Attempts


1.	315	DeMarco McCleskey .....	2002
2.	264	Reggie Taylor .....	1985
3.	256	Reggie Taylor .....	1986
4.	246	James Bettis .....	1981
5.	239	Steve Cowan .....	1970
6.	233	Allen Harvin .....	1978
7.	228	Robert Cooper .....	1999
8.	223	David Small .....	1993
9.	212	James Bettis .....	1980
10.	210	Richard Hall .....	2004

### Rushing Yards

1.	1,361	DeMarco McCleskey .....	2002
2.	1,325	Reggie Taylor .....	1986
3.	1,283	Allen Harvin .....	1978
4.	1,245	Robert Cooper .....	1999
5.	1,226	James Bettis .....	1981
6.	1,197	Steve Cowan .....	1970
7.	1,179	David Small .....	1993
8.	1,161	Allen Harvin .....	1982
9.	1,112	Reggie Taylor .....	1985
10.	1,106	James Bettis .....	1980

### Rushing Average (Minimum 50 Attempts)

1.	8.77	Dick Goist .....	1953
2.	7.62	Joe Miller .....	1953
3.	7.54	Jim Niemann .....	1954
4.	7.05	Roger Stephens .....	1947
5.	6.34	Dolph Banks .....	1965
6.	6.09	Leonard Cry .....	1987
7.	6.08	Allen Harvin .....	1982
8.	6.07	Dick Goist .....	1954
9.	6.00	Jack Gordon .....	1951
10.	5.82	Dom Del Bene .....	1951



DeMarco McCleskey

**Rushing Touchdowns**

1.	17	David Small .....	1993
2.	15	DeMarco McCleskey .....	2002
3.	13	Al Nelson .....	1964
4.	11	DeMarco McCleskey .....	1998
	11	Reggie Taylor .....	1986
	11	Reggie Harrison .....	1972
	11	Joe Miller .....	1954
	11	Tony Kapetanias .....	1979
9.	10	David Small .....	1992
	10	Bob Dougherty .....	1951

**100-Yard Games**

1.	8	Reggie Taylor .....	1986
2.	7	James Bettis .....	1981
	7	Allen Harvin .....	1978
4.	6	DeMarco McCleskey .....	2002
	6	David Small .....	1991
	6	David Small .....	1993
	6	Reggie Taylor .....	1985
	6	James Bettis .....	1980

**Consecutive 100-Yard Games**

1.	5	Allen Harvin .....	1978
	5	James Bettis .....	1980
	5	Reggie Taylor .....	1986
	5	David Small .....	1993
5.	4	Al Nelson .....	1964
	4	Curtis Williams .....	1977
	4	James Bettis .....	1981
	4	Terry Strong .....	1990
	4	David Small .....	1991
	4	DeMarco McCleskey .....	1998

**CAREER RECORDS****Rushing Attempts**

1.	876	Reggie Taylor .....	1983-86
2.	777	DeMarco McCleskey .....	1998, 2000-02
3.	630	David Small .....	1991-93
4.	593	Allen Harvin .....	1978-82
5.	561	Robert Cooper .....	1996-99
6.	533	James Bettis .....	1978-81
7.	495	Al Johnson .....	1969-71
8.	484	Reggie Harrison .....	1971-73
9.	480	Al McKinney .....	1985-89
10.	454	Richard Hall .....	2002-04

**Rushing Yards**

1.	4,242	Reggie Taylor .....	1983-86
2.	3,487	DeMarco McCleskey .....	1998, 2000-02
3.	2,998	Allen Harvin .....	1978-82
4.	2,963	David Small .....	1991-93
5.	2,786	Robert Cooper .....	1996-99
6.	2,498	James Bettis .....	1978-81
7.	2,223	Al McKinney .....	1985-88
8.	2,197	Reggie Harrison .....	1971-73
9.	2,053	Richard Hall .....	2002-04
10.	2,033	Steve Cowan .....	1969-71

**Rushing Average (Min. 150 Attempts)**


1.	6.65	Roger Stephens .....	1946-48
2.	6.07	Dom Del Bene .....	1951-53
3.	5.72	Joe Miller .....	1953-55
4.	5.52	Bill Bailey .....	1963-65
5.	5.25	Jim Niemann .....	1954-56
6.	5.07	Joe Concilla .....	1951-53
7.	5.06	Allen Harvin .....	1978-82
8.	5.04	Daryl Royal .....	1994-97
9.	5.02	James Bettis .....	1978-81
10.	4.99	Howard Bellamah .....	1948-49

**Rushing Touchdowns**

1.	37	DeMarco McCleskey .....	1998, 2000-02
2.	31	David Small .....	1991-93
3.	25	Reggie Harrison .....	1971-73
4.	24	Reggie Taylor .....	1983-86
5.	22	Bob Heuck .....	1910-12
6.	21	Joe Concilla .....	1951-53
	21	Bradley Gatthaar .....	2004-07
8.	19	Tony Kapetanias .....	1977-79
9.	18	Al Johnson .....	1969-71

**100-Yard Games**

1.	21	Reggie Taylor .....	1983-86
2.	14	DeMarco McCleskey .....	1998, 2000-02
	14	David Small .....	1991-93
4.	13	James Bettis .....	1978-81
5.	12	Allen Harvin .....	1978-82
6.	9	Robert Cooper .....	1996-99
	9	Al McKinney .....	1985-88
8.	7	Steve Cowan .....	1970-72
	7	Reggie Harrison .....	1971-73
	7	Al Nelson .....	1962-64



Reggie Taylor

**200-Yard Games**

1.	4	David Small .....	1991-93
2.	2	Robert Cooper .....	1999
3.	1	Bill Bailey .....	1965
	1	Clem Turner .....	1966
	1	Steve Cowan .....	1970
	1	James Bettis .....	1981
	1	Reggie Taylor .....	1986
	1	Daryl Royal .....	1996
	1	DeMarco McCleskey .....	1998
	1	Richard Hall .....	2004

**300-Yard Games**

1.	1	Bob Hynes .....	1923
----	---	-----------------	------

**LONGEST RUSH FROM SCRIMMAGE**

1.	91	Joe Miller vs. Xavier (TD) .....	1953
2.	80	Allen Harvin vs. Miami (OH) .....	1982
	80	Art Bailey vs. Southern Miss (TD) .....	1977
	80	Bill Bailey vs. Kansas State (TD) .....	1965
	80	Dick Goist vs. William & Mary (TD) .....	1953
6.	79	Reggie Harrison vs. Louisville (TD) .....	1972
	79	Richard Hall vs. Miami (OH) .....	2004
8.	78	Reggie Harrison vs. Ohio (TD) .....	1971



Robert Cooper



Allen Harvin



## 100-YARD RUSHING GAMES

Rk	Yds	Name	Opponent	Date	Rk	Yds	Name	Opponent	Date	Rk	Yds	Name	Opponent	Date
1.	306	Bob Hynes	vs. Case Western-Rsrv.	Nov. 17, 1923	69.	142	Harry Andreadis	vs. Virginia Military	Sept. 15, 1951	137.	116	Dom Del Bene	vs. Virginia Military	Nov. 14, 1953
2.	282	Daryl Royal	vs. Miami (OH)	Sept. 28, 1996	142	Al McKinney	at Virginia Tech	Nov. 21, 1987	116	Dick Goist	vs. Case Western-Rsrv.	Oct. 24, 1953		
3.	267	Clem Turner	vs. Kansas State	Oct. 22, 1966	71.	141	Joe Miller	vs. Xavier	Oct. 17, 1953	116	David Small	vs. Southern Miss.	Oct. 26, 1991	
4.	266	Steve Cowan	vs. Ohio	Oct. 17, 1970	72.	140	Vince Powell	at Louisville	Oct. 5, 1991	116	Craedel Kimbrough	at Miami (OH)	Sept. 17, 1994	
5.	259	Reggie Taylor	vs. Miami (OH)	Sept. 6, 1986	140	Reggie Harrison	vs. Ohio	Nov. 13, 1971	116	Al McKinney	vs. West Virginia	Nov. 5, 1988		
6.	238	Richard Hall	vs. Miami (OH)	Sept. 11, 2004	140	Ray Jackson	vs. Houston	Oct. 7, 2000	142.	115	Joe Miller	vs. Hardin-Simmons	Oct. 16, 1954	
7.	234	DeMarco McCleskey	vs. East Carolina	Nov. 5, 1998	75.	139	DeMarco McCleskey	vs. Tulane	Oct. 6, 2001	143.	114	Richard Hall	vs. Southern Miss.	Oct. 4, 2003
8.	233	David Small	vs. Kent State	Oct. 3, 1992	76.	138	Steve Cowan	at Wichita State	Oct. 24, 1970	114	George Ruth	vs. Hardin-Simmons	Nov. 12, 1955	
9.	219	David Small	vs. Middle Tennessee St.	Nov. 9, 1991	138	Derrick Eddington	vs. East Carolina	Sept. 1, 2003	114	Barry Maroney	at Indiana	Nov. 9, 1957		
10.	209	Robert Cooper	vs. Miami (OH)	Oct. 30, 1999	78.	137	Ray Jackson	at Tulane	Sept. 30, 2000	114	Al Nelson	at Wichita State	Nov. 14, 1964	
11.	206	David Small	vs. East Carolina	Nov. 20, 1993	79.	136	Mike Smith	at Louisville	Sept. 27, 1975	147.	113	Leonard Cry	at Indiana State	Nov. 6, 1987
12.	204	Robert Cooper	vs. Memphis	Nov. 29, 1999	80.	135	Reggie Harrison	vs. Wichita State	Oct. 20, 1973	113	Howie Bellamah	at Ohio	Nov. 5, 1949	
13.	203	James Bettis	vs. Richmond	Oct. 10, 1981	81.	134	James Bettis	vs. Temple	Oct. 17, 1981	113	Curtis Williams	at Ohio	Nov. 15, 1975	
203	David Small	at Houston	Nov. 13, 1993	134	Al Nelson	vs. Miami (OH)	Nov. 21, 1964	150.	112	Lloyd Pate	vs. North Texas State	Oct. 28, 1967		
203	Bill Bailey	vs. North Texas State	Oct. 30, 1965	83.	133	Clem Turner	at Wichita State	Oct. 1, 1966	112	David Small	at Tulsa	Oct. 2, 1993		
16.	197	David Small	at Toledo	Oct. 23, 1993	133	Chad Plummer	vs. Southern Miss.	Nov. 1, 1997	112	Al Nelson	vs. Xavier	Oct. 10, 1964		
17.	191	Robert Cooper	at UAB	Nov. 16, 1996	85.	132	Brig Owens	vs. Detroit	Oct. 19, 1963	153.	111	Terry Strong	at Tulane	Oct. 27, 1990
18.	188	Curtis Williams	vs. Southern Miss.	Oct. 1, 1977	132	Allen Harvin	at Memphis	Oct. 16, 1982	111	DeMarco McCleskey	vs. Miami (OH)	Oct. 5, 2002		
19.	187	Carl Jones	vs. Rhode Island	Nov. 8, 2003	132	Allen Harvin	vs. Ohio	Nov. 11, 1978	111	David Small	at Louisville	Oct. 5, 1991		
20.	186	Allen Harvin	vs. Miami (OH)	Nov. 20, 1982	132	Al McKinney	vs. Tennessee Tech	Oct. 31, 1987	111	Daryl Royal	vs. Boston College	Oct. 12, 1996		
21.	185	Howie Bellamah	vs. Miami (OH)	Nov. 24, 1949	89.	131	James Bettis	at Richmond	Oct. 25, 1980	111	Curtis Williams	vs. La.-Monroe	Sept. 24, 1977	
22.	183	Craedel Kimbrough	vs. Kentucky	Nov. 14, 1992	131	David Small	vs. East Carolina	Nov. 23, 1991	111	Al Nelson	at North Texas State	Nov. 7, 1964		
23.	182	Allen Harvin	vs. Louisiana-Monroe	Nov. 4, 1978	131	Curtis Williams	at Louisville	Sept. 17, 1977	159.	110	Bill Bailey	vs. South Dakota	Nov. 13, 1965	
24.	181	James Bettis	vs. Memphis	Nov. 1, 1980	131	Bob Stratton	at Western Michigan	Oct. 21, 1950	160.	109	Reggie Harrison	at Colorado	Sept. 16, 1972	
25.	180	Reggie Taylor	vs. Louisville	Oct. 27, 1984	131	Bill Bailey	vs. Kansas State	Nov. 6, 1965	109	James Bettis	at Penn State	Sept. 12, 1981		
26.	179	DeMarco McCleskey	vs. Houston	Nov. 14, 1998	94.	130	Reggie Taylor	vs. Miami (FL)	Oct. 19, 1986	162.	108	Walt Gordon	vs. Wichita State	Sept. 27, 1958
27.	177	Albert Johnson	at North Texas State	Nov. 7, 1970	130	Albert Johnson	vs. Xavier	Oct. 10, 1970	108	Joe Miller	vs. Marquette	Oct. 15, 1955		
28.	176	Clem Turner	at Memphis	Nov. 19, 1966	96.	129	Robert Cooper	at Tulane	Sept. 6, 1997	108	James Bettis	vs. Louisville	Nov. 14, 1981	
29.	174	Robert Cooper	vs. UAB	Oct. 16, 1999	97.	128	Reggie Taylor	vs. Rutgers	Nov. 5, 1983	108	Chad Plummer	vs. La.-Monroe	Nov. 23, 1996	
174	Reggie Taylor	vs. Cornell	Oct. 1, 1983	128	Ray Jackson	vs. Army	Sept. 4, 2000	108	Allen Harvin	at Richmond	Sept. 30, 1978			
31.	170	Allen Harvin	vs. Long Beach State	Oct. 9, 1982	128	Allen Harvin	at Miami (OH)	Nov. 18, 1978	167.	107	Tom Liggins	at Tulsa	Oct. 11, 1975	
32.	167	James Bettis	at Ohio	Oct. 3, 1981	100.	127	Butler Benton	at East Carolina	Sept. 25, 2004	107	Orlando Smith	vs. Memphis	Oct. 21, 1995	
33.	165	Reggie Taylor	vs. Temple	Oct. 5, 1985	101.	126	Reggie Taylor	at Virginia Tech	Sept. 13, 1986	107	David Small	vs. Memphis	Oct. 30, 1993	
165	Reggie Harrison	vs. Louisville	Oct. 28, 1972	126	Reggie Taylor	at Louisville	Oct. 19, 1985	107	Bradley Glatthaar	vs. Western Carolina	Sept. 17, 2005			
165	Dom Del Bene	vs. Miami (OH)	Nov. 24, 1951	126	Allen Harvin	vs. Morgan State	Nov. 13, 1982	171.	106	Jim Dougherty	vs. Case Western-Rsrv.	Nov. 13, 1948		
36.	164	DeMarco McCleskey	at Arkansas State	Nov. 21, 1998	126	Al McKinney	vs. Miami (OH)	Sept. 26, 1987	106	James Bettis	at South Carolina	Oct. 11, 1980		
37.	163	Brig Owens	vs. Tulsa	Oct. 24, 1964	105.	125	Reggie Taylor	vs. Penn State	Nov. 9, 1985	106	Al Nelson	vs. Tulsa	Oct. 24, 1964	
38.	162	Tom McKeever	vs. Xavier	Nov. 18, 1950	125	Allen Harvin	at Temple	Oct. 14, 1978	174.	105	Steve Cowan	vs. Xavier	Oct. 10, 1970	
39.	161	Robert Cooper	vs. Indiana	Sept. 26, 1998	107.	124	DeMarco McCleskey	vs. Miami (OH)	Oct. 24, 1998	105	Reggie Taylor	vs. Kentucky	Sept. 27, 1986	
161	Richard Hall	at Miami (OH)	Sept. 27, 2003	124	Bert Johnson	vs. Kent State	Sept. 18, 1971	105	Daryl Royal	at Memphis	Oct. 5, 1996			
161	Paul Blackwood	vs. Tulsa	Nov. 19, 1994	109.	123	Terry Strong	vs. Louisville	Nov. 3, 1990	177.	104	Santo Atkins	at Wichita State	Oct. 19, 1974	
42.	158	Allen Harvin	vs. Youngstown State	Sept. 25, 1982	123	Richard Hall	vs. Army	Oct. 25, 2003	104	Reggie Taylor	at East Carolina	Nov. 15, 1986		
43.	155	Steve Cowan	vs. Louisville	Nov. 14, 1970	123	John Ziegler	at Tulane	Sept. 11, 1976	104	Ray Jackson	at Indiana	Sept. 23, 2000		
155	Don Jansen	vs. Hardin-Simmons	Sept. 24, 1949	123	Bradley Glatthaar	vs. Connecticut	Oct. 15, 2005	104	Dick James	vs. Dayton	Sept. 19, 1970			
45.	153	Reggie Taylor	at Auburn	Nov. 8, 1986	113.	122	Reggie Harrison	at Ohio	Nov. 10, 1973	104	Al McKinney	vs. Miami (OH)	Sept. 24, 1988	
153	Chad Plummer	vs. Tulsa	Aug. 29, 1997	122	James Bettis	at Temple	Oct. 18, 1980	182.	103	Terry Strong	at Florida State	Nov. 10, 1990		
153	Allen Harvin	at Memphis	Nov. 25, 1978	122	Al McKinney	vs. Indiana State	Nov. 12, 1988	103	Terry Strong	vs. Miami (OH)	Sept. 22, 1990			
48.	151	Steve Cowan	vs. William & Mary	Sept. 20, 1969	116.	121	Vince Powell	at Kent State	Oct. 12, 1991	103	James Bettis	at Louisville	Nov. 8, 1980	
151	Reggie Taylor	at Wichita State	Oct. 25, 1986	121	Reggie Taylor	vs. Virginia Tech	Aug. 31, 1985	103	Jack Gordon	vs. Detroit	Nov. 3, 1956			
50.	150	Lloyd Pate	at Wichita State	Oct. 19, 1968	121	Reggie Taylor	vs. Youngstown State	Sept. 15, 1984	103	David Small	at East Carolina	Oct. 17, 1992		
150	Lloyd Pate	vs. Wichita State	Oct. 7, 1967	121	David Small	at Virginia Tech	Oct. 19, 1991	187.	102	Terry Strong	at Alabama	Nov. 17, 1990		
150	James Bettis	vs. Youngstown State	Sept. 5, 1981	121	Al McKinney	vs. Austin Peay	Nov. 14, 1987	102	Steve Cowan	vs. Miami (OH)	Nov. 21, 1970			
150	James Bettis	vs. Wichita State	Sept. 27, 1980	121.	120	Tom Liggins	vs. La.-Lafayette	Oct. 25, 1975	102	Reggie Taylor	vs. Boston College	Oct. 26, 1985		
54.	149	Reggie Harrison	at Wichita State	Oct. 14, 1972	120	Reggie Taylor	at Rutgers	Sept. 29, 1984	102	Orlando Smith	vs. Southern Miss.	Oct. 14, 1995		
149	Craedel Kimbrough	vs. Vanderbilt	Oct. 8, 1994	120	Orlando Smith	vs. East Carolina	Oct. 7, 1995	102	Freddie Smith	vs. Troy State	Nov. 5, 1994			
56.	148	Reggie Taylor	vs. Indiana State	Nov. 1, 1986	120	DeMarco McCleskey	at Memphis	Nov. 24, 2001	102	Al McKinney	vs. Austin Peay	Sept. 17, 1988		
148	James Bettis	vs. Rutgers	Sept. 26, 1981	125.	119	Greg Moore	vs. Miami (OH)	Sept. 30, 2006	193.	101	Ernie Lewis	vs. Boston College	Nov. 4, 1967	
58.	147	Allen Harvin	at Louisiana-Lafayette	Oct. 28, 1978	119	Dick James	vs. Xavier	Oct. 10, 1970	101	DeMarco McCleskey	vs. Connecticut	Nov. 3, 2001		
59.	145	Reggie Taylor	vs. Austin Peay	Sept. 7, 1985	127.	118	Tony Jackson	vs. Kansas State	Oct. 22, 1966	101	Bob Massong	vs. Tulsa	Oct. 22, 1977	
145	Reggie Taylor	vs. Miami (FL)	Oct. 13, 1984	118	Steve Cowan	at Tulsa	Oct. 25, 1969	101	Butler Benton	vs. SE Missouri State	Aug. 30, 2007			
145	Mel Riggins	vs. Xavier	Oct. 9, 1971	118	DeMarco McCleskey	vs. West Virginia	Sept. 14, 2002	197.	100	Robert Williams	at Louisville	Oct. 19, 1985		
62.	144	Reggie Taylor	at Louisville	Sept. 12, 1987	118	David Small	at Kent State	Oct. 12, 1991	100	Robert Cooper	at Ohio State	Sept. 25, 1999		
144	Al Nelson	at Houston	Nov. 28, 1964	131.	117	Richard Hall	vs. East Carolina	Sept. 1, 2003	100	Reggie Harrison	at North Texas State	Nov. 4, 1972		
64.	143	Robert Cooper	vs. Wisconsin	Sept. 18, 1999	117	Reggie Taylor	vs. Alabama	Nov. 17, 1984	100	Mel Riggins	vs. Wichita State	Oct. 16, 1971		
143	Richard Hall	vs. TCU	Oct. 30, 2004	117	Joe Miller	vs. Miami (OH)	Nov. 26, 1953	100	Lloyd Pate	vs. Dayton	Sept. 23, 1967			
143	Gus Tucker	vs. Tulsa	Oct. 22, 1977	117	Dick Pardini	vs. Tulsa	Oct. 2, 1954	100	Joe Miller	at Marquette	Oct. 9, 1954			
143	David Small	vs. Ball State	Oct. 16, 1993	117	Daryl Royal	vs. Memphis	Oct. 4, 1997	100	Dolph Banks	vs. Xavier	Oct. 9, 1965			
143	Curtis Williams	at Florida State	Oct. 8, 1977	117	Al Nelson	at Detroit	Nov. 9, 1962	100	DeMarco McCleskey	at Houston	Oct. 20, 2001			



## PASSING RECORDS

### YEAR-BY-YEAR LEADERS

Year	Player	Att	Cmp	Int	Pct.	Yards	TD
1947	Tom O'Malley	81	40	—	.494	634	7
1948	Tom O'Malley	147	71	11	.483	899	7
1949	Tom O'Malley	225	108	15	.480	1,617	16
1950	Gene Rossi	149	68	11	.456	1,000	14
1951	Gene Rossi	173	89	15	.514	1,444	11
1952	Gene Rossi	170	100	8	.588	1,559	12
1953	Mike Murphy	70	44	3	.629	809	7
1954	Mike Murphy	101	51	3	.505	764	4
1955	Mike Murphy	66	30	9	.455	450	1
1956	Joe Morrison	78	29	5	.372	438	4
1957	Jack Lee	52	25	8	.481	328	1
1958	Jack Lee	130	71	11	.546	951	5
1959	Jack Lee	232	132	6	.569	1,535	7
1960	Larry Harp	116	39	8	.336	581	1
1961	Larry Harp	107	40	7	.373	426	1
1962	Bruce Vogelgesang	93	41	5	.441	424	2
1963	Brig Owens	124	67	6	.540	974	7
1964	Brig Owens	111	54	9	.486	790	6
1965	Mike Flaherty	41	20	7	.488	304	4
1966	Tony Jackson	127	63	3	.496	702	1
1967	Greg Cook	179	81	14	.453	1,221	7
1968	Greg Cook	411	219	17	.533	3,272	25
1969	Albert Johnson	123	50	3	.407	937	8
1970	Albert Johnson	130	39	10	.306	516	1
1971	Albert Johnson	101	30	7	.297	434	2
1972	Mike Shoemaker	175	70	14	.400	787	5
1973	Mike Campbell	83	41	4	.494	538	1
1974	Henry Miller	140	61	11	.436	796	6
1975	Henry Miller	150	73	8	.487	886	3
1976	Art Bailey	77	36	8	.467	491	5
1977	Art Bailey	77	33	11	.428	524	4
1978	Tim Morris	139	64	8	.460	839	8
1979	Tony Kapetanias	224	99	13	.441	1,414	3
1980	Danny Barrett	130	73	13	.562	888	3
1981	Danny Barrett	177	92	9	.520	1,186	5
1982	Danny Barrett	324	179	12	.552	2,222	17
1983	Troy Bodine	209	127	8	.608	1,643	13
1984	Troy Bodine	350	171	20	.489	2,056	15
1985	Danny McCoin	201	115	5	.572	1,576	12
1986	Danny McCoin	369	237	11	.642	2,831	13
1987	Danny McCoin	268	158	8	.590	2,013	13
1988	Glenn Farkas	204	114	7	.559	1,279	8
1989	Paul Anderson	163	84	12	.515	982	4
1990	Lance Harp	238	123	14	.517	1,453	8
1991	Lance Harp	204	107	10	.525	1,443	7
1992	Lance Harp	292	151	16	.517	1,785	7
1993	Lance Harp	292	139	7	.476	1,575	9
1994	Eric Vibberts	182	114	8	.626	1,335	6
1995	Eric Vibberts	264	136	19	.515	1,851	10
1996	Chad Plummer	198	102	8	.515	1,335	7
1997	Chad Plummer	190	87	10	.458	1,178	6
1998	Deontey Kenner	270	148	13	.548	2,047	6
1999	Deontey Kenner	379	208	15	.549	2,430	14
2000	Deontey Kenner	265	137	7	.517	1,717	10
2001	Gino Guidugli	317	185	9	.584	2,573	16
2002	Gino Guidugli	472	258	21	.547	3,543	22
2003	Gino Guidugli	425	227	10	.534	2,704	14
2004	Gino Guidugli	342	210	8	.614	2,633	26
2005	Dustin Grutza	300	168	11	.560	1,799	11
2006	Dustin Grutza	225	137	13	.609	1,632	9
2007	Ben Mauk	386	235	9	.609	3,121	31
2008	Tony Pike	324	199	11	.614	2,407	19

### GAME

#### Passing Attempts

1.	59	Deontey Kenner vs. Southern Miss.....	1999
2.	56	Greg Cook vs. Ohio.....	1968
3.	52	Ben Mauk vs. Southern Miss.....	2007
	52	Gino Guidugli vs. UAB.....	2004
	52	Gino Guidugli vs. Ohio State.....	2002
	52	Deontey Kenner vs. Ohio State.....	1999
	52	Greg Cook vs. Miami (OH).....	1968
8.	50	Deontey Kenner vs. Troy State.....	1999
	50	Greg Cook vs. North Texas State.....	1968
10.	49	Greg Cook at Houston.....	1968
	49	Troy Bodine vs. Akron.....	1984

#### Passing Completions

1.	35	Deontey Kenner vs. Southern Miss.....	1999
	35	Greg Cook vs. Ohio.....	1968
3.	31	Gino Guidugli vs. Army.....	2001
	31	Greg Cook vs. Miami (OH).....	1968
5.	30	Ben Mauk vs. Southern Miss.....	2007
	30	Gino Guidugli vs. USF.....	2004
	30	Danny McCoin vs. Virginia Tech.....	1986
8.	29	Danny McCoin at Rutgers.....	1986
	29	Deontey Kenner at Ohio State.....	1999
	29	Gino Guidugli vs. Toledo.....	2001
	29	Gino Guidugli vs. Temple.....	2003
	29	Gino Guidugli vs. UAB.....	2004

#### Passing Yards

1.	554	Greg Cook vs. Ohio.....	1968
2.	431	Ben Mauk vs. Syracuse.....	2007
3.	407	Deontey Kenner vs. Southern Miss.....	1999
	407	Greg Cook vs. Miami (OH).....	1968
5.	399	Danny McCoin vs. Miami (OH).....	1987
6.	396	Greg Cook vs. Louisville.....	1968
7.	377	Gino Guidugli vs. USF.....	2004
8.	373	Troy Bodine vs. Akron.....	1984
9.	353	Gino Guidugli vs. Miami (OH).....	2002
10.	352	Greg Cook vs. Houston.....	1968

Greg Cook



#### Passing Touchdowns

1.	5	Gino Guidugli vs. Southern Miss.....	2004
2.	4	Gene Rossi vs. Xavier.....	1950
	4	Gene Rossi vs. Tulsa.....	1951
	4	Greg Cook at North Texas State.....	1968
	4	Greg Cook vs. Ohio.....	1968
	4	Tim Morris at Louisiana-Lafayette.....	1978
	4	Danny Barrett vs. Louisville.....	1982
	4	Troy Bodine vs. Akron.....	1984
	4	Danny McCoin at East Carolina.....	1987
	4	Gino Guidugli vs. Tulane.....	2001
	4	Gino Guidugli vs. East Carolina.....	2002
	4	Gino Guidugli at Army.....	2004
	4	Ben Mauk vs. San Diego State.....	2007
	4	Ben Mauk vs. Syracuse.....	2007
	4	Ben Mauk vs. Southern Miss.....	2007

#### Pass Interceptions

1.	6	Mike Shoemaker vs. Xavier.....	1972
2.	5	Paul Anderson at West Virginia.....	1990
	5	Eric Vibberts vs. Toledo.....	1995
	5	Gino Guidugli vs. North Texas State.....	2002
	5	Dustin Grutza at Miami (OH).....	2005

Ben Mauk





## PASSING RECORDS

### SEASON

#### Passing Attempts

1.	472	Gino Guidugli.....	2002
2.	425	Gino Guidugli.....	2003
3.	411	Greg Cook .....	1968
4.	386	Ben Mauk .....	2007
5.	379	Deontey Kenner .....	1999
6.	369	Danny McCoin.....	1986
7.	350	Troy Bodine.....	1984
8.	342	Gino Guidugli.....	2004
9.	324	Tony Pike .....	2008
	324	Danny Barrett .....	1982

#### Passing Completions

1.	258	Gino Guidugli.....	2002
2.	237	Danny McCoin.....	1986
3.	235	Ben Mauk .....	2007
4.	227	Gino Guidugli.....	2003
5.	219	Greg Cook .....	1968
6.	210	Gino Guidugli.....	2004
7.	208	Deontey Kenner .....	1999
8.	199	Tony Pike .....	2008
9.	185	Gino Guidugli.....	2001
10.	179	Danny Barrett .....	1982

#### Passing Yards

1.	3,543	Gino Guidugli.....	2002
2.	3,272	Greg Cook .....	1968
3.	3,121	Ben Mauk .....	2007
4.	2,831	Danny McCoin.....	1986
5.	2,704	Gino Guidugli.....	2003
6.	2,633	Gino Guidugli.....	2004
7.	2,573	Gino Guidugli.....	2001
8.	2,430	Deontey Kenner.....	1999
9.	2,407	Tony Pike .....	2008
10.	2,222	Danny Barrett .....	1982

#### Passing Completion Percentage (Min. 100 Att.)

1.	.642	Danny McCoin.....	1986
2.	.626	Eric Vibberts.....	1994
3.	.614	Gino Guidugli.....	2004
	.614	Tony Pike .....	2008
5.	.609	Dustin Grutza.....	2006
	.609	Ben Mauk .....	2007
7.	.608	Troy Bodine.....	1983
8.	.593	Nick Davila.....	2006
9.	.590	Danny McCoin.....	1987
10.	.588	Gene Rossi .....	1952



Danny McCoin

Gino Guidugli



#### Passing Yards per Completion (Min. 50 Completions)

1.	18.74	Albert Johnson .....	1969
2.	16.22	Gene Rossi .....	1951
3.	15.59	Gene Rossi .....	1952
4.	15.07	Greg Cook .....	1967
5.	14.98	Mike Murphy .....	1954
6.	14.97	Tom O'Malley.....	1949
7.	14.94	Greg Cook .....	1968
8.	14.71	Gene Rossi .....	1950
9.	14.54	Brig Owens .....	1963
10.	14.28	Tony Kapetanis .....	1979

#### Passing Efficiency (Min. 100 Attempts)

1.	151.85	Nick Davila.....	2006
2.	150.64	Ben Mauk .....	2007
3.	149.74	Gene Rossi .....	1952
4.	146.48	Gino Guidugli.....	2004
5.	139.67	Troy Bodine.....	1983
6.	137.80	Danny McCoin.....	1985
7.	137.52	Gino Guidugli.....	2001
8.	136.39	Tony Pike .....	2008
9.	134.34	Danny McCoin.....	1986
10.	132.09	Danny McCoin.....	1987

#### Passing Touchdowns

1.	31	Ben Mauk .....	2007
2.	26	Gino Guidugli.....	2004
3.	25	Greg Cook .....	1968
4.	22	Gino Guidugli.....	2002
5.	19	Tony Pike .....	2008
6.	17	Danny Barrett .....	1982
7.	16	Gino Guidugli.....	2001
	16	Tom O'Malley.....	1949
9.	15	Troy Bodine.....	1984
10.	14	Deontey Kenner.....	1999
	14	Gene Rossi .....	1950
	14	Gino Guidugli.....	2003


#### Pass Interceptions

1.	21	Gino Guidugli.....	2002
2.	20	Troy Bodine.....	1984
3.	19	Eric Vibberts.....	1995
4.	17	Greg Cook .....	1968
5.	16	Lance Harp.....	1992
6.	15	Deontey Kenner .....	1999
	15	Tom O'Malley.....	1949
	15	Gene Rossi .....	1951
9.	14	Paul Anderson .....	1991
	14	Mike Shoemaker.....	1972
	14	Greg Cook .....	1967

#### Passing Touchdown-Interception Margin

1.	+22	Ben Mauk .....	2007
2.	+18	Gino Guidugli.....	2004
3.	+8	Tony Pike .....	2008
	+8	Greg Cook .....	1968
5.	+7	Danny McCoin.....	1985
	+7	Gino Guidugli.....	2001
	+7	Danny McCoin.....	1985
8.	+5	Albert Johnson .....	1969
	+5	Danny Barrett .....	1982
	+5	Troy Bodine.....	1983
	+5	Danny McCoin.....	1987
	+5	Gino Guidugli.....	2002
	+5	Nick Davila.....	2006

Albert Johnson



**CAREER****Passing Attempts**

1.	1,556	Gino Guidugli.....	2001-04
2.	922	Deontey Kenner.....	1997-2000
3.	899	Danny McCoin.....	1984-87
4.	788	Lance Harp.....	1991-93
5.	658	Danny Barrett.....	1980-82
6.	655	Greg Cook.....	1966-68
7.	646	Dustin Grutza.....	2005-08
8.	559	Troy Bodine.....	1983-84
9.	492	Gene Rossi.....	1949-52
10.	484	Henry Miller.....	1973-76

**Passing Completions**

1.	880	Gino Guidugli.....	2001-04
2.	544	Danny McCoin.....	1984-87
3.	498	Deontey Kenner.....	1997-2000
4.	397	Lance Harp.....	1991-93
5.	388	Dustin Grutza.....	2005-08
6.	352	Danny Barrett.....	1980-82
7.	332	Greg Cook.....	1966-68
8.	298	Troy Bodine.....	1983-84
9.	258	Eric Vibberts.....	1993-95
10.	257	Gene Rossi.....	1949-52

**Completion Percentage (Min. 200 Att.)**

1.	.610	Tony Pike.....	2007-08
2.	.609	Ben Mauk.....	2007
3.	.605	Danny McCoin.....	1984-87
4.	.601	Dustin Grutza.....	2005-08
5.	.566	Gino Guidugli.....	2001-04
6.	.557	Eric Vibberts.....	1993-95
7.	.551	Jack Lee.....	1957-59
8.	.540	Deontey Kenner.....	1997-2000
	.540	Glenn Farkas.....	1987-90
10.	.535	Danny Barrett.....	1980-82

**Passing Yards**

1.	11,453	Gino Guidugli.....	2001-04
2.	6,801	Danny McCoin.....	1984-87
3.	6,278	Deontey Kenner.....	1997-2000
4.	4,906	Greg Cook.....	1966-68
5.	4,803	Lance Harp.....	1991-93
6.	4,476	Dustin Grutza.....	2005-08
7.	4,407	Danny Barrett.....	1979-82
8.	4,003	Gene Rossi.....	1950-52
9.	3,699	Troy Bodine.....	1983-84
10.	3,248	Chad Plummer.....	1995-98

**Passing Yards Per Completion (Min. 100 Comp.)**

1.	16.18	Mike Murphy.....	1953-55
2.	15.86	Albert Johnson.....	1969-71
3.	15.58	Gene Rossi.....	1949-52
4.	14.78	Greg Cook.....	1966-68
5.	14.38	Tom O'Malley.....	1947-49
6.	14.33	Brig Owens.....	1963-64
7.	13.84	Tony Kapetanias.....	1977-79
8.	13.82	Chad Plummer.....	1995-98
9.	13.28	Ben Mauk.....	2007
10.	13.16	Gino Guidugli.....	2001-04

**Touchdown Passes**

1.	78	Gino Guidugli.....	2001-04
2.	39	Danny McCoin.....	1984-87
3.	37	Deontey Kenner.....	1997-2000
4.	34	Greg Cook.....	1966-68
5.	31	Ben Mauk.....	2007
	31	Deontey Kenner.....	1997-2000
7.	30	Tom O'Malley.....	1947-49
8.	29	Dustin Grutza.....	2005-08
9.	28	Troy Bodine.....	1983-84
10.	27	Danny Barrett.....	1979-82

**Pass Interceptions**

1.	48	Gino Guidugli.....	2001-04
2.	37	Deontey Kenner.....	1997-2000
	37	Danny Barrett.....	1979-82
4.	35	Greg Cook.....	1966-68
5.	34	Gene Rossi.....	1949-52
	34	Tony Kapetanias.....	1977-79
7.	33	Lance Harp.....	1991-93
8.	28	Troy Bodine.....	1983-84
	28	Henry Miller.....	1973-76
10.	27	Eric Vibberts.....	1993-95

**Passing Touchdown-Interception Margin**

1.	+30	Gino Guidugli.....	2001-04
2.	+22	Ben Mauk.....	2007
3.	+13	Danny McCoin.....	1984-87
4.	+7	Nick Davila.....	2005-06
5.	+6	Tony Pike.....	2007-08

**Consecutive 250+ Yard Passing Games**

1.	8	Greg Cook.....	1968
----	---	----------------	------



**LONGEST PASS PLAY**

1.	95	Greg Cook to Tom Rossley vs. Louisville (TD) .....	1968
2.	91	Eric Vibberts to James Scott vs. East Carolina (TD) .....	1994
3.	83	Nick Davila to Brent Celek vs. Rutgers (TD).....	2006
4.	82	Eric Vibberts to Robert Tate vs. Kansas (TD).....	1995
	82	Brig Owens to Errol Prissy vs. Dayton (TD) .....	1964
6.	80	Gino Guidugli to Hannibal Thomas vs. Southern Miss. ..	2004
	80	Lance Harp to Marlon Pearce vs. Rutgers (TD) .....	1992
	80	Danny McCoin to Jason Stargel vs. Wichita State (TD) ...	1986
	80	Albert Johnson to Denny Jackson vs. Miami (OH) (TD) ..	1969
	80	Ben Mauk to Marcus Barnett vs. San Diego State (TD) ..	2007

**250-YARD PASSING GAMES**

Yds	Name	Opponent.....	Date
1.	554	Greg Cook vs. Ohio.....	Nov. 16, 1968
2.	431	Ben Mauk at Syracuse.....	Nov. 24, 2007
3.	407	Deontey Kenner at Southern Miss.....	Oct. 23, 1999
	407	Greg Cook vs. Miami (OH).....	Nov. 23, 1968
5.	399	Danny McCoin vs. Miami (OH).....	Sept. 26, 1987
6.	396	Greg Cook vs. Louisville.....	Nov. 9, 1968
7.	377	Gino Guidugli vs. USF.....	Nov. 20, 2004
8.	373	Troy Bodine vs. Akron.....	Sept. 8, 1984
9.	353	Gino Guidugli vs. Miami (OH).....	Oct. 5, 2002
10.	352	Greg Cook at Houston.....	Oct. 4, 1968
11.	351	Deontey Kenner vs. UAB.....	Nov. 4, 2000
12.	350	Gino Guidugli at Army.....	Oct. 9, 2004
	350	Danny McCoin at Virginia Tech.....	Sept. 6, 1986
14.	348	Gino Guidugli at Memphis.....	Nov. 24, 2001
	348	Deontey Kenner at Syracuse.....	Oct. 10, 1998
16.	343	Deontey Kenner at Ohio State.....	Sept. 25, 1999
17.	338	Danny McCoin vs. Tennessee Tech.....	Oct. 31, 1987
18.	336	Gino Guidugli vs. Louisville.....	Nov. 28, 2003
19.	335	Danny McCoin at Rutgers.....	Sept. 20, 1986
20.	334	Ben Mauk vs. Southern Miss.....	Dec. 22, 2007
21.	332	Gino Guidugli vs. Rhode Island.....	Nov. 8, 2003

22.	324	Gino Guidugli vs. Ohio State.....	Sept. 21, 2002
	324	Ben Mauk vs. Louisville.....	Oct. 24, 2007
24.	323	Ben Mauk vs. West Virginia.....	Nov. 17, 2007
25.	321	Gino Guidugli vs. Temple.....	Sept. 20, 2003
	321	Troy Bodine vs. Oklahoma State.....	Sept. 17, 1983
27.	320	Tony Pike at Akron.....	Sept. 27, 2008
28.	317	Gino Guidugli at Houston.....	Oct. 20, 2001
29.	314	Troy Bodine vs. Temple.....	Oct. 8, 1983
30.	312	Gino Guidugli at Temple.....	Sept. 28, 2002
	312	Gino Guidugli vs. Tulane.....	Oct. 6, 2001
32.	311	Gino Guidugli at Army.....	Sept. 8, 2001
	311	Danny Barrett vs. Louisville.....	Sept. 11, 1982
34.	310	Greg Cook at Wichita State.....	Oct. 19, 1968
35.	309	Tony Pike vs. Pittsburgh.....	Nov. 22, 2008
36.	308	Gino Guidugli at Southern Miss.....	Nov. 6, 2004
	308	Lance Harp vs. Louisville.....	Oct. 31, 1992
	308	Greg Cook vs. Tampa.....	Oct. 12, 1968
39.	303	Danny McCoin vs. Kentucky.....	Sept. 27, 1986
40.	302	Eric Vibberts vs. Toledo.....	Sept. 30, 1995
41.	301	Troy Bodine at Louisville.....	Sept. 24, 1983
42.	300	Gino Guidugli vs. UAB.....	Oct. 2, 2004
43.	297	Deontey Kenner vs. Houston.....	Nov. 14, 1998
44.	296	Dustin Grutza vs. Eastern Kentucky.....	Aug. 28, 2008
45.	295	Gino Guidugli at Louisville.....	Oct. 27, 2001
46.	294	Eric Vibberts at Kansas.....	Sept. 2, 1995
47.	290	Dustin Grutza at Miami (OH).....	Sept. 15, 2007
48.	287	Gino Guidugli vs. TCU.....	Sept. 2, 2002
49.	286	Dustin Grutza at Penn State.....	Sept. 10, 2005
50.	283	Gino Guidugli vs. Toledo.....	Dec. 29, 2001
	283	Lance Harp vs. East Carolina.....	Nov. 23, 1991
52.	282	Jack Lee at Tulsa.....	Nov. 7, 1959
53.	281	Tony Pike vs. USF.....	Oct. 30, 2008
	281	Deontey Kenner at Memphis.....	Oct. 17, 1998
55.	277	Nick Davila vs. Rutgers.....	Nov. 18, 2006
	277	Gene Rossi vs. Tulsa.....	Sept. 29, 1951
57.	276	Ben Mauk vs. Connecticut.....	Nov. 10, 2007
58.	275	Gino Guidugli vs. West Virginia.....	Sept. 14, 2002
	275	Jack Lee vs. Marquette.....	Nov. 14, 1959
60.	272	Tony Pike vs. Syracuse.....	Nov. 29, 2008
	272	Gino Guidugli at Memphis.....	Nov. 22, 2003
62.	271	Art Bailey at Southern Miss.....	Oct. 2, 1976
63.	268	Adam Hoover vs. Houston.....	Oct. 7, 2000
	268	Danny McCoin at East Carolina.....	Oct. 10, 1987
	268	Danny McCoin vs. Miami (OH).....	Sept. 13, 1986
	268	Danny McCoin vs. Indiana State.....	Nov. 1, 1986
	268	Danny McCoin at Youngstown State.....	Sept. 14, 1985
68.	266	Troy Bodine vs. Youngstown State.....	Sept. 15, 1984
69.	264	Greg Cook at North Texas State.....	Nov. 2, 1968
70.	262	Greg Cook vs. Tulsa.....	Oct. 26, 1968
71.	261	Chad Plummer vs. Tulane.....	Aug. 30, 1996
	261	Greg Cook at Texas Tech.....	Sept. 21, 1968
73.	260	Deontey Kenner at Houston.....	Oct. 9, 1999
	260	Danny McCoin at East Carolina.....	Nov. 15, 1986
75.	258	Gino Guidugli vs. Miami (OH).....	Sept. 11, 2004
76.	256	Paul Anderson at West Virginia.....	Oct. 13, 1990
77.	257	Ben Mauk at San Diego State.....	Sept. 29, 2007
	257	Ben Mauk at Rutgers.....	Oct. 6, 2007
79.	256	Glenn Farkas at Rutgers.....	Oct. 1, 1988
	256	Tom O'Malley vs. Western Michigan.....	Oct. 8, 1949
81.	255	Gene Rossi vs. West Texas State.....	Oct. 27, 1951
82.	254	Gino Guidugli at TCU.....	Nov. 15, 2003
	254	Danny McCoin at Penn State.....	Oct. 11, 1986
	254	Tom O'Malley vs. Case-Western Reserve.....	Oct. 22, 1949
85.	252	Tim Morris vs. Tulsa.....	Oct. 21, 1978
86.	250	Tony Pike at Louisville.....	Nov. 14, 2008
	250	Chad Plummer vs. Boston College.....	Oct. 12, 1996
	250	Eric Vibberts at Rutgers.....	Oct. 15, 1994
	250	Danny McCoin at Louisville.....	Oct. 19, 1985





# RECEIVING RECORDS

## YEAR-BY-YEAR LEADERS

Year	Player	Rec.	Yards	TD
1947	Alkie Richards	18	400	4
1948	Joe Hauk	20	263	2
1949	Jim Kelly	42	468	2
1950	Jim Kelly	29	455	9
1951	Dick Jarvis	31	554	5
1952	Dom Del Bene	28	372	1
1953	Glen Dillhoff	13	265	2
1954	Ferd Maccioli	13	179	0
1955	Jim Niemann	9	177	0
1956	Gene Johnson	9	200	3
1957	Don Reinhold	9	90	0
1958	Joe Morrison	27	303	3
1959	Ed Kovac	31	332	5
1960	Fred Oblak	23	386	2
1961	Jim Paris	16	185	1
1962	Jim Curry	12	167	0
	Phil Higgins	12	117	0
	Frank Shaut	12	197	1
1963	Jim Curry	39	621	3
1964	Al Nelson	13	133	0
1965	Mike Turner	8	76	2
1966	Ed Ford	25	279	0
1967	Jim O'Brien	26	547	4
1968	Tom Rossley	80	1,072	4
1969	Jim O'Brien	34	631	5
1970	Rod Warren	13	204	1
1971	Steve Cowan	15	226	1
1972	Zeke Harden	29	330	1
1973	Jim Kelly	20	215	0
1974	Jim Kelly	25	345	1
1975	Jim Kelly	31	404	0
1976	Napolean Outlaw	20	309	0
1977	Napolean Outlaw	14	223	2
1978	Allen Harvin	21	150	1
1979	Aaron Hagans	27	531	0
1980	Ralph Williams	34	418	1
1981	Deno Foster	22	427	3
1982	Bill Booze	36	571	3
1983	Don Goodman	51	343	1
1984	Deno Foster	49	754	7
1985	Joe Hice	27	358	1
1986	Joe Hice	44	584	1
1987	Bill Davis	41	626	4
1988	Al McKinney	31	199	2
1989	Bryant Hatcher	34	520	2
1990	Joe Koynock	44	496	4
1991	Marlon Pearce	42	758	4
1992	Marlon Pearce	56	891	5
1993	Albert Sweet	29	460	6
1994	Anthony Ladd	35	446	3
1995	Robert Tate	46	895	5
1996	Robert Tate	23	247	2
1997	Cornelius Bonner	27	366	1
1998	Chad Plummer	61	852	0
1999	Tony Smikle	45	429	3
2000	Antonio Chatman	46	609	2
2001	LaDaris Vann	73	902	3
2002	LaDaris Vann	71	844	5
2003	George Murray	30	270	0
2004	Hannibal Thomas	64	1,028	9
2005	Derek Ross	33	338	1
2006	Dominick Goodman	40	452	5
2007	Dominick Goodman	68	869	8
2008	Dominick Goodman	84	1,028	7

## GAME

### Receptions

1.	13	Tom Rossley vs. Wichita State	1968
	13	Jon Olinger vs. Miami (OH)	2002
3.	12	Zeke Harden vs. North Texas State	1972
	12	LaDaris Vann vs. Army	2001
	12	LaDaris Vann vs. Tulane	2002
6.	11	Tom Rossley vs. Miami (OH)	1968
	11	Tom Rossley vs. Louisville	1968
	11	Chad Plummer vs. Army	1998
	11	Jason Collins-Baker vs. Troy	1999
	11	Jason Collins-Baker vs. Ohio State	1999
	11	Dominick Goodman vs. Louisville	2007
	11	Marcus Barnett vs. West Virginia	2007
	11	Marcus Barnett vs. Syracuse	2007
	11	Mardy Gilyard vs. Syracuse	2008

### Receiving Yards

1.	254	Tom Rossley vs. Louisville	1968
2.	240	Jon Olinger vs. Miami (OH)	2002
3.	212	Jim O'Brien vs. Ohio	1968
4.	210	Marcus Barnett vs. West Virginia	2007
5.	196	Jim O'Brien vs. Tampa	1968
6.	194	Jon Olinger at East Carolina	2002
7.	185	Marlon Pearce vs. Louisville	1992
8.	183	Marlon Pearce vs. East Carolina	1991
9.	177	Robert Tate at Kansas	1995
10.	175	Hannibal Thomas vs. Miami (OH)	2004
	175	Marlon Pearce vs. Akron	1992

### Receiving Touchdowns

1.	3	Marcus Barnett vs. Syracuse	2007
	3	Hannibal Thomas vs. Southern Miss.	2004
	3	Jon Olinger at East Carolina	2002
	3	Deno Foster at Louisville	1983
	3	Jim O'Brien vs. Tampa	1968



Dominick Goodman

## SEASON

### Receptions

1.	84	Dominick Goodman	2008
2.	81	Mardy Gilyard	2008
3.	80	Tom Rossley	1968
4.	73	LaDaris Vann	2001
5.	71	LaDaris Vann	2002
6.	68	Dominick Goodman	2007
7.	64	Hannibal Thomas	2004
8.	62	Marcus Barnett	2007
9.	61	Chad Plummer	1998
10.	56	Marlon Pearce	1992

### Receiving Yards

1.	1,276	Mardy Gilyard	2008
2.	1,114	Jon Olinger	2002
3.	1,107	Jim O'Brien	1968
4.	1,072	Tom Rossley	1968
4.	1,028	Dominick Goodman	2008
	1,028	Hannibal Thomas	2004
6.	902	LaDaris Vann	2001
7.	895	Robert Tate	1995
8.	891	Marlon Pearce	1992
9.	869	Dominick Goodman	2007
10.	862	Marcus Barnett	2007

### Yards Per Reception (Min. 20 Rec.)

1.	25.16	Jim O'Brien	1968
2.	21.75	Jason Stargel	1985
3.	21.25	Jason Stargel	1983
4.	21.04	Jim O'Brien	1969
5.	20.62	Jon Olinger	2002
6.	19.67	Aaron Hagans	1979
7.	19.48	Anthony Ladd	1996
8.	19.46	Robert Tate	1995
9.	19.41	Deno Foster	1981
10.	19.19	Jason Stargel	1986

### Touchdown Receptions

1.	13	Marcus Barnett	2007
2.	12	Jim O'Brien	1968
3.	11	Mardy Gilyard	2008
4.	9	Hannibal Thomas	2004
	9	Jim Kelly	1950
6.	8	Brent Celek	2004
	8	Dominick Goodman	2007
8.	7	Dominick Goodman	2008
	7	Jon Olinger	2002
	7	Jon Olinger	2000
	7	Deno Foster	1984
	7	Jason Stargel	1983



Jason Stargel



LaDaris Vann

**CAREER****Receptions**

1.	204	Dominick Goodman.....	2005-08
	204	LaDaris Vann.....	1999-2002
3.	135	Tye Keith.....	1999-2002
4.	125	Marlon Pearce.....	1990-92
5.	117	Mardy Gilyard.....	2006-08
6.	111	Roosevelt Mukes.....	1985-88
7.	108	Deno Foster.....	1981-84
8.	107	Jason Collins-Baker.....	1997-2000
9.	106	Jason Stargel.....	1982-86
	106	Tom Rossley.....	1966-68


**Receiving Yards**

1.	2,512	Dominick Goodman.....	2005-08
2.	2,483	LaDaris Vann.....	1999-2002
3.	2,285	Jim O'Brien.....	1967-69
4.	2,096	Marlon Pearce.....	1990-92
5.	2,088	Jason Stargel.....	1982-86
6.	1,849	Deno Foster.....	1981-84
7.	1,832	Tye Keith.....	1999-2002
8.	1,812	Mardy Gilyard.....	2005-08
9.	1,669	Jon Olinger.....	1999-2002
10.	1,598	Joe Hice.....	1983-86

**Yards Per Reception (Min. 50 Rec.)**

1.	21.97	Jim O'Brien.....	1967-69
2.	19.70	Jason Stargel.....	1982-86
3.	18.75	Jon Olinger.....	1999-2002
4.	18.48	Glen Dillhoff.....	1951-54
5.	18.11	Denny Jackson.....	1968-69
6.	17.12	Deno Foster.....	1981-84
7.	16.96	Dick Jarvis.....	1950-51
8.	16.77	Marlon Pearce.....	1990-92
9.	16.76	Hannibal Thomas.....	2003-04
10.	15.50	Mardy Gilyard.....	2005-08

Tom Rossley

**Touchdown Receptions**

1.	22	Dominick Goodman.....	2005-08
2.	21	Jim O'Brien.....	1967-69
3.	17	Deno Foster.....	1981-84
4.	14	LaDaris Vann.....	1999-2002
	14	Jon Olinger.....	1999-2002
	14	Brent Celek.....	2003-06
	14	Marcus Barnett.....	2007-08
8.	13	Roosevelt Mukes.....	1985-88
	13	Hannibal Thomas.....	2003-04

**Consecutive Games With A Reception**

1.	46	LaDaris Vann.....	1999-2002
2.	33	Jason Stargel.....	1982-86
3.	32	Dominick Goodman.....	2005-08
4.	27	Tye Keith.....	2000-02
5.	26	Jon Olinger.....	2001-02

**100-YARD RECEIVING GAMES**

Yds	Name	Opponent	Date
1.	254	Tom Rossley	vs. Louisville..... Nov. 9, 1968
2.	240	Jon Olinger	vs. Miami (OH)..... Oct. 5, 2002
3.	212	Jim O'Brien	vs. Ohio..... Nov. 16, 1968
4.	210	Marcus Barnett	vs. West Virginia..... Nov. 17, 2007
5.	196	Jim O'Brien	vs. Tampa..... Oct. 12, 1968
6.	194	Jon Olinger	at East Carolina..... Dec. 6, 2002
7.	185	Marlon Pearce	vs. Louisville..... Oct. 31, 1992
8.	183	Marlon Pearce	vs. East Carolina..... Nov. 23, 1991
9.	177	Robert Tate	vs. Toledo..... Sept. 30, 1995
10.	175	Marlon Pearce	vs. Akron..... Nov. 21, 1992
	175	Hannibal Thomas	vs. Miami (OH)..... Sept. 11, 2004
12.	173	Hannibal Thomas	at Memphis..... Nov. 22, 2003
13.	169	Robert Tate	at Kansas..... Sept. 2, 1995
14.	168	Hannibal Thomas	vs. Southern Miss..... Nov. 6, 2004
15.	166	Derrick Stewart	at Connecticut..... Nov. 25, 2006
16.	165	Robert Tate	vs. Troy State..... Nov. 5, 1994
	165	Jason Stargel	vs. Kentucky..... Sept. 27, 1986
18.	163	Denny Jackson	vs. Miami (OH)..... Nov. 22, 1969
19.	162	Hannibal Thomas	vs. USF..... Nov. 20, 2004
	162	Jim Curry	at Tulsa..... Oct. 12, 1963
21.	160	Chad Plummer	vs. Miami (FL)..... Sept. 12, 1998
	160	Cornelius Bonner	at Louisville..... Oct. 3, 1998
23.	158	Mardy Gilyard	vs. Virginia Tech..... Jan. 1, 2009
24.	155	Deno Foster	vs. Louisville..... Sept. 11, 1982
25.	153	Tom Rossley	vs. Ohio..... Nov. 16, 1968
26.	149	Deno Foster	vs. Akron..... Sept. 8, 1984
27.	148	Tom Rossley	at Wichita State..... Oct. 19, 1968
	148	Marlon Pearce	at East Carolina..... Oct. 17, 1992
29.	146	Mardy Gilyard	at Akron..... Sept. 27, 2008
	146	Jim Curry	at Indiana..... Oct. 26, 1963
31.	145	Jason Stargel	at Wichita State..... Oct. 25, 1986
32.	144	Dominick Goodman	vs. Eastern Kentucky..... Aug. 28, 2008
	144	Jon Olinger	at Memphis..... Nov. 24, 2001
34.	143	Robert Tate	at Northern Illinois..... Oct. 28, 1995
35.	142	Napoleon Outlaw	at Southern Miss..... Oct. 2, 1976
36.	141	LaDaris Vann	at Temple..... Sept. 28, 2002
	141	Bill Booze	vs. Oklahoma State..... Sept. 17, 1983
	141	Dominick Goodman	vs. Louisville..... Oct. 13, 2007
39.	138	Hannibal Thomas	vs. Army..... Oct. 9, 2004
	138	Cornelius Bonner	vs. Houston..... Nov. 14, 1998
41.	136	Mardy Gilyard	at Hawai'i..... Dec. 6, 2008
	136	Tom Rossley	vs. Miami (OH)..... Nov. 23, 1968
43.	134	Dominick Goodman	at Louisville..... Nov. 14, 2008
	134	Mardy Gilyard	vs. SE Missouri St. .... Aug. 30, 2007
	134	LaDaris Vann	at Army..... Sept. 8, 2001
46.	133	Jim O'Brien	vs. North Texas State..... Nov. 1, 1969
47.	132	Dick Jarvis	vs. Tulsa..... Sept. 29, 1951
48.	131	Deno Foster	at Miami (OH)..... Nov. 21, 1981
49.	130	LaDaris Vann	vs. Louisville..... Oct. 27, 2001
	130	Antonio Chatman	at Southern Miss..... Oct. 23, 1999
	130	Albert Sweet	vs. Ball State..... Oct. 16, 1993
52.	129	Joe Hice	at Virginia Tech..... Sept. 6, 1986

53.	128	Chad Plummer	at Army..... Sept. 19, 1998
	128	Jon Olinger	vs. TCU..... Sept. 2, 2002
55.	127	Sean Stewart	vs. Ball State..... Oct. 16, 1993
	127	Dominick Goodman	vs. Connecticut..... Nov. 10, 2007
	127	Marcus Barnett	at Syracuse..... Nov. 24, 2007
58.	126	Bill Booze	vs. Louisville..... Sept. 11, 1982
59.	125	Bill Davis	vs. Miami (OH)..... Sept. 26, 1987
60.	124	Deno Foster	at Temple..... Nov. 3, 1984
	124	Marlon Pearce	vs. Rutgers..... Nov. 7, 1992
	124	Bill Poland	at USF..... Nov. 19, 2005
	124	Jim Kelly	at Miami (OH)..... Nov. 22, 1975
	124	Tye Keith	vs. Tulane..... Oct. 6, 2001
	124	Gene Johnson	vs. Miami (OH)..... Nov. 27, 1958
66.	123	Glen Dillhoff	at Case-Western Rsrv. .... Nov. 1, 1952
67.	122	Damon Bryant	at Virginia Tech..... Oct. 19, 1991
68.	120	Joe Koynock	at East Carolina..... Oct. 20, 1990
	120	Jim O'Brien	vs. Wichita State..... Oct. 18, 1969
	120	Joe Koynock	at West Virginia..... Oct. 13, 1990
	120	Denny Jackson	at Tulsa..... Oct. 25, 1969
72.	119	Mardy Gilyard	at Oklahoma..... Sept. 6, 2008
	119	Antonio Chatman	at Wisconsin..... Sept. 16, 2000
	119	Fred Oblak	at Tulsa..... Nov. 7, 1959
	119	Cornelius Bonner	at Syracuse..... Oct. 10, 1998
	119	Roosevelt Mukes	vs. Tennessee Tech..... Oct. 31, 1987
	119	Fred Oblak	vs. Miami (OH)..... Nov. 17, 1960
78.	117	Jim O'Brien	vs. Miami (OH)..... Nov. 23, 1968
	117	Jason Stargel	vs. Temple..... Oct. 8, 1983
80.	116	Marlon Pearce	at Kentucky..... Nov. 2, 1991
	116	Jim O'Brien	at Texas Tech..... Sept. 21, 1968
82.	115	Anthony Ladd	vs. Syracuse..... Sept. 10, 1994
	115	Jim O'Brien	vs. North Texas State..... Oct. 28, 1967
84.	114	Mardy Gilyard	vs. Syracuse..... Nov. 29, 2008
	114	Jim O'Brien	vs. Miami (OH)..... Nov. 18, 1967
86.	113	Dick Jarvis	vs. West Texas State..... Oct. 27, 1951
87.	112	Tye Keith	vs. Houston..... Oct. 7, 2000
88.	111	Deno Foster	vs. Youngstown State..... Sept. 25, 1982
	111	LaDaris Vann	at Houston..... Oct. 9, 1999
90.	110	Mardy Gilyard	vs. Pittsburgh..... Nov. 22, 2008
	110	Tom Rossley	vs. Tulsa..... Oct. 26, 1968
	110	Tom Rossley	at Tulsa..... Oct. 21, 1967
	110	Bob Stratton	vs. Xavier..... Nov. 18, 1950
94.	109	Dominick Goodman	vs. Western Michigan..... Jan. 6, 2007
	109	Jim O'Brien	vs. Louisville..... Nov. 9, 1968
	109	Connor Barwin	at Miami (OH)..... Sept. 15, 2007
97.	108	Jim Kelly	at Kentucky..... Oct. 29, 1949
	108	Tom Rossley	at Houston..... Oct. 4, 1968
	108	Ed Ford	vs. Miami (OH)..... Nov. 26, 1966
100.	107	LaDaris Vann	at East Carolina..... Nov. 13, 1999
101.	106	Zeke Harden	at North Texas State..... Nov. 4, 1972
	106	LaDaris Vann	at Ohio State..... Sept. 25, 1999
103.	105	Antonio Chatman	vs. Louisville..... Nov. 6, 1999
	105	Jim O'Brien	at Wichita State..... Oct. 19, 1968
105.	104	Jason Collins-Baker	vs. Kent State..... Sept. 4, 1999
	104	Cornelius Bonner	at Tulane..... Sept. 6, 1997
	104	Harold Lee	vs. Louisville..... Nov. 20, 1976
108.	103	Bill Davis	at West Virginia..... Oct. 17, 1987
	103	LaDaris Vann	vs. East Carolina..... Nov. 10, 2001
	103	Derrick Ross	at Miami (OH)..... Sept. 27, 2003
	103	Aaron Hagans	at Pittsburgh..... Oct. 13, 1979
	103	Steve Cowan	vs. Xavier..... Oct. 9, 1971
113.	102	Hannibal Thomas	vs. Marshall..... Dec. 23, 2004
	102	LaDaris Vann	vs. Purdue..... Sept. 2, 2001
	102	Tye Keith	at Houston..... Oct. 20, 2001
116.	101	Dominick Goodman	vs. Pittsburgh..... Nov. 22, 2008
	101	Mardy Gilyard	vs. Eastern Kentucky..... Aug. 28, 2008
	101	Bob Milner	vs. Louisville..... Nov. 12, 1966
	101	Bill Davis	at East Carolina..... Oct. 10, 1987
	101	Dominick Goodman	at San Diego State..... Sept. 29, 2007
121.	100	Chad Plummer	at Memphis..... Oct. 17, 1998
	100	Steve Sanders	vs. Miami (OH)..... Sept. 26, 1987
	100	Robert Tate	vs. Southern Miss..... Oct. 7, 1995
	100	Mardy Gilyard	at USF..... Nov. 3, 2007



## ALL-PURPOSE/TOTAL OFFENSE RECORDS

### TOTAL OFFENSE YEAR-BY-YEAR

Year	Player	Plays	Yards
1947	Tom O'Malley	81	634
1948	Tom O'Malley	174	885
1949	Tom O'Malley	259	1,466
1950	Gene Rossi	189	945
1951	Gene Rossi	247	1,431
1952	Gene Rossi	243	1,588
1953	Mike Murphy	123	861
1954	Mike Murphy	149	812
1955	Joe Miller *	90	399
1956	Joe Morrison	139	607
1957	Jack Lee	83	401
1958	Jack Lee	191	1,115
1959	Jack Lee	298	1,528
1960	Larry Harp	137	644
1961	Larry Harp	128	368
1962	Bruce Vogelgesang	121	425
1963	Brig Owens	245	1,530
1964	Brig Owens	258	1,448
1965	Bill Bailey *	139	694
1966	Tony Jackson	237	1,017
1967	Greg Cook	232	1,172
1968	Greg Cook	507	3,210
1969	Al Johnson	252	1,135
1970	Steve Cowan *	241	1,235
1971	Al Johnson	273	990
1972	Reggie Harrison *	173	844
1973	Reggie Harrison *	211	883
1974	Henry Miller	219	812
1975	Henry Miller	220	859
1976	Art Bailey	157	656
1977	Art Bailey	168	846
1978	Allen Harvin *	233	1,283
1979	Tony Kapetanis	317	1,460
1980	James Bettis *	212	1,106
1981	Danny Barrett	266	1,182
1982	Danny Barrett	398	2,181
1983	Troy Bodine	252	1,551
1984	Troy Bodine	413	2,076
1985	Danny McCoin	247	1,398
1986	Danny McCoin	439	2,585
1987	Danny McCoin	328	1,950
1988	Glenn Farkas	256	1,183
1989	Glenn Farkas	236	999
1990	Paul Anderson	345	1,556
1991	Lance Harp	255	1,469
1992	Lance Harp	347	1,818
1993	Lance Harp	353	1,622
1994	Eric Vibberts	213	1,231
1995	Eric Vibberts	292	1,738
1996	Chad Plummer	298	1,586
1997	Chad Plummer	339	1,784
1998	Deontey Kenner	295	2,067
1999	Deontey Kenner	433	2,642
2000	Deontey Kenner	292	1,750
2001	Gino Guidugli	364	2,498
2002	Gino Guidugli	541	3,570
2003	Gino Guidugli	501	2,870
2004	Gino Guidugli	385	2,723
2005	Dustin Grutza	406	1,827
2006	Dustin Grutza	310	1,878
2007	Ben Mauk	486	3,498
2008	Tony Pike	380	2,454

\* - denotes running back, others are quarterbacks

### ALL-PURPOSE YARDS (Rushing, Receiving and Returns)

Game			
1.	365	Mardy Gilyard at Oklahoma	2008
2.	333	Robert Tate at Kansas	1995
3.	316	Robert Tate vs. Toledo	1995
4.	306	Bob Hynes vs. Case-Western Reserve	1923
5.	294	Clem Turner vs. Kansas State	1966
6.	288	Reggie Taylor vs. Miami (OH)	1986
7.	283	LaDaris Vann at East Carolina	1999
8.	282	Daryl Royal vs. Miami (OH)	1996
9.	266	Steve Cowan vs. Ohio	1970
10.	257	Richard Hall vs. Miami (OH)	2004

#### Season

1.	2,280	Mardy Gilyard	2008
2.	1,729	DeMarco McCleskey	2002
3.	1,685	Robert Tate	1995
4.	1,643	Reggie Taylor	1986
5.	1,572	Roger Stephens	1947
6.	1,471	Reggie Taylor	1985
7.	1,461	Allen Harvin	1978
8.	1,425	Robert Cooper	1999
9.	1,414	James Bettis	1980
10.	1,403	Lloyd Pate	1968

#### Career

1.	5,322	Reggie Taylor	1983-86
2.	4,113	DeMarco McCleskey	1998, 2000-02
3.	4,036	Al McKinney	1985-88
4.	3,738	Dominick Goodman	2005-08
5.	3,663	Allen Harvin	1978-82
6.	3,542	Robert Cooper	1996-99
7.	3,308	Robert Tate	1993-96
8.	3,255	Mardy Gilyard	2005-08
9.	3,194	James Bettis	1978-81
10.	3,174	David Small	1991-93

### TOTAL OFFENSE (Rushing and Passing)

Game			
1.	64	Ben Mauk vs. Southern Miss.	2007
	64	Greg Cook vs. Ohio	1968
3.	62	Deontey Kenner at Southern Miss.	1999
4.	60	Deontey Kenner at Ohio State	1999
5.	59	Gino Guidugli vs. UAB	2004
6.	58	Gino Guidugli vs. Ohio State	2002
	58	Deontey Kenner vs. Troy	1999
8.	57	Gino Guidugli vs. Temple	2003
9.	56	Greg Cook vs. Miami (OH)	1968
10.	54	Ben Mauk vs. Louisville	2007
	54	Gino Guidugli vs. Miami (OH)	2002

#### Total Yards

1.	525	Greg Cook vs. Ohio	1968
2.	436	Ben Mauk vs. Syracuse	2007
3.	426	Deontey Kenner at Southern Miss.	1999
4.	412	Bob Hynes vs. Case-Western Reserve	1923
5.	407	Deontey Kenner at Ohio State	1999
6.	404	Gino Guidugli vs. Louisville	2003
7.	392	Gino Guidugli vs. Temple	2003
8.	379	Greg Cook vs. Miami (OH)	1968
9.	377	Danny McCoin vs. Miami (OH)	1987
	377	Greg Cook vs. Louisville	1968



Mardy Gilyard

#### Season

Total Plays			
1.	541	Gino Guidugli	2002
2.	507	Greg Cook	1968
3.	501	Gino Guidugli	2003
4.	486	Ben Mauk	2007
5.	439	Danny McCoin	1986
6.	433	Deontey Kenner	1999
7.	413	Troy Bodine	1984
8.	398	Danny Barrett	1982
9.	385	Gino Guidugli	2004
10.	380	Tony Pike	2008

#### Total Yards

1.	3,570	Gino Guidugli	2002
2.	3,498	Ben Mauk	2008
3.	3,210	Greg Cook	1968
4.	2,870	Gino Guidugli	2003
5.	2,723	Gino Guidugli	2004
6.	2,642	Deontey Kenner	1999
7.	2,585	Danny McCoin	1986
8.	2,498	Gino Guidugli	2001
9.	2,454	Tony Pike	2008
10.	2,181	Danny Barrett	1982

#### Career

Total Plays			
1.	1,791	Gino Guidugli	2001-04
2.	1,091	Danny McCoin	1984-87
3.	1,035	Deontey Kenner	1997-2000
4.	955	Lance Harp	1991-93
5.	892	Danny Barrett	1979-82
6.	869	Dustin Grutza	2005-08
7.	876	Reggie Taylor	1983-86
8.	849	Albert Johnson	1968-71
9.	822	Greg Cook	1966-68
10.	811	Chad Plummer	1995-98

#### Total Yards

1.	11,661	Gino Guidugli	2001-04
2.	6,558	Deontey Kenner	1997-2000
3.	6,210	Danny McCoin	1984-87
4.	4,909	Lance Harp	1991-93
5.	4,760	Greg Cook	1965-68
6.	4,476	Dustin Grutza	2005-08
7.	4,287	Danny Barrett	1979-82
8.	4,279	Chad Plummer	1995-98
9.	4,242	Reggie Taylor	1983-86
10.	3,964	Gene Rossi	1950-52



## SCORING RECORDS

## YEAR-BY-YEAR LEADERS

Year	Player	TD	FG	I--PAT--I		Points
				1	2	
1947	Alkie Richards	8	0	0	0	48
	Roger Stephens	8	0	0	0	48
1948	Jim Dougherty	4	0	0	0	24
1949	Bob Stratton	6	0	0	0	36
1950	Jim Kelly	9	0	1	0	55
1951	Bob Dougherty	11	0	0	0	66
1952	Joe Delaney	9	0	0	0	54
1953	Joe Concilla	9	0	0	0	54
1954	Joe Miller	11	0	0	0	66
1955	Joe Miller	3	0	0	0	18
	Jim Niemann	3	0	0	0	18
1956	Joe Morrison	7	0	0	0	42
1957	Barry Maroney	5	0	0	0	30
1958	Joe Morrison	9	0	0	1	56
1959	Ed Kovac	15	0	0	0	90
1960	Fred Oblak	7	0	0	0	42
1961	Fred Hynoski	3	0	0	0	18
1962	Royce Starks	6	0	4	2	44
1963	Brig Owens	6	0	2	0	38
	Pete Rekestis	6	0	0	1	38
1964	Al Nelson	13	0	0	2	82
1965	Bill Bailey	7	0	0	0	42
1966	Clem Turner	7	1	2	0	47
1967	Lloyd Pate	6	0	0	1	38
1968	Jim O'Brien	12	13	31	0	142
1969	Jim O'Brien	5	7	19	0	70
1970	Steve Cowan	9	0	0	0	54
1971	Reggie Harrison	9	0	0	0	54
1972	Reggie Harrison	6	0	0	0	36
1973	Reggie Harrison	11	0	0	0	66
1974	Dan Shepherd	0	10	25	0	55
1975	Dan Shepherd	0	15	14	0	59
1976	Steve Schultz	0	12	24	0	60
1977	Steve Schultz	0	7	31	0	52
1978	Steve Schultz	0	11	26	0	59
1979	Tony Kapetanias	11	0	0	0	66
1980	Rich Karlis	0	10	12	0	42
1981	Jim Fogler	0	7	18	0	39
1982	Jim Fogler	0	14	29	0	71
1983	Mike Morton	0	11	21	0	54
1984	Reggie Taylor	10	0	0	0	60
1985	Robert Barone	0	11	22	0	59
1986	Reggie Taylor	11	0	0	0	66
1987	Phil Insalaco	0	8	26	0	50
1988	Phil Insalaco	0	9	22	0	49
1989	Chad Volland	0	9	12	0	39
1990	David Rowe	0	7	13	0	34
1991	David Rowe	0	12	17	0	53
1992	David Small	12	0	0	0	72
1993	David Small	17	0	0	0	102
1994	Paul Blackwood	7	0	0	0	42
1995	Eric Richards	0	16	27	0	75
1996	Eric Richards	0	13	26	0	65
1997	Eric Richards	0	12	26	0	62
1998	DeMarco McCleskey	11	0	0	0	66
1999	Robert Cooper	9	0	0	0	54
2000	Jonathan Ruffin	0	26	26	0	104
2001	Jonathan Ruffin	0	12	36	0	72
2002	DeMarco McCleskey	17	0	0	0	102
2003	Richard Hall	10	0	0	0	60
2004	Kevin Lovell	0	11	39	0	72
2005	Bradley Glatthaar	7	0	0	0	42
2006	Kevin Lovell	0	18	23	0	82
2007	Jake Rogers	0	11	51	0	84
	Marcus Barnett	14	0	0	0	84
2008	Jake Rogers	0	16	34	0	82

## GAME

## Total Points

1.	51	Ike Stewart vs. Transylvania	1912
2.	36	Bob Heuck vs. Transylvania	1912
3.	25	Jim O'Brien vs. Louisville	1968
4.	24	DeMarco McCleskey at Arkansas State	1998
	24	DeMarco McCleskey vs. Houston	1998
	24	David Small at Houston	1993
	24	David Small vs. Kent State	1992

## Touchdowns

1.	8	Ike Stewart vs. Transylvania	1912
2.	6	Bob Heuck vs. Transylvania	1912
3.	4	DeMarco McCleskey at Arkansas State	1998
	4	DeMarco McCleskey vs. Houston	1998
	4	David Small vs. Houston	1993
	4	David Small vs. Kent State	1993

## Extra Points Made

1.	12	Alonzo Weiss vs. Transylvania	1912
2.	9	Steve Schultz vs. Louisiana-Monroe	1977
3.	7	Kevin Lovell at Southern Miss.	2004
	7	Jonathan Ruffin at Miami (OH)	1999
	7	Phil Insalaco vs. Austin Peay	1988
	7	Jake Rogers vs. San Diego State	2007
	7	Jake Rogers vs. Syracuse	2007

## Field Goals Made

1.	4	Chris Manfredini vs. Louisville	2003
	4	Jonathan Ruffin at Hawai'i	2002
	4	Jonathan Ruffin at Tulane	2000
	4	Jonathan Ruffin vs. UAB	2000
	4	Phil Insalaco vs. Indiana State	1988
	4	Steve Schultz vs. Vanderbilt	1976
	4	Kevin Lovell at Connecticut	2006

## SEASON

## Total Points

1.	142	Jim O'Brien	1968
2.	104	Jonathan Ruffin	2000
3.	102	DeMarco McCleskey	2002
	102	David Small	1993
5.	101	Jonathan Ruffin	2002
6.	90	Ed Kovac	1959
7.	84	Marcus Barnett	2007
	84	Jake Rogers	2007
	84	Tom Dallen	1993
10.	82	Jake Rogers	2008
	82	Kevin Lovell	2006
	82	Al Nelson	1964

## Touchdowns

1.	17	DeMarco McCleskey	2002
	17	David Small	1993
3.	15	Ed Kovac	1959
4.	14	Marcus Barnett	2007
5.	13	Mardy Gilyard	2008
	13	Al Nelson	1964
7.	12	David Small	1992
	12	Jim O'Brien	1968
9.	11	DeMarco McCleskey	1998
	11	Reggie Taylor	1986
	11	Tony Kapetanias	1979
	11	Reggie Harrison	1973
	11	Joe Miller	1954
	11	Bob Dougherty	1951



Jake Rogers

## Extra Points Made

1.	51	Jake Rogers	2007
2.	44	Jonathan Ruffin	2002
3.	39	Kevin Lovell	2004
4.	36	Jonathan Ruffin	2001
5.	34	Jake Rogers	2008
6.	33	Tom Dallen	1993
7.	31	Steve Schultz	1977
	31	Jim O'Brien	1968
9.	29	Jim Fogler	1982
	29	Ralph Pisanelli	1952

## Extra Points Attempted

1.	54	Jake Rogers	2007
2.	46	Jonathan Ruffin	2002
3.	40	Kevin Lovell	2004
4.	39	Ralph Pisanelli	1952
5.	36	Jake Rogers	2008
	36	Jonathan Ruffin	2001
7.	35	Tom Dallen	1993
8.	34	Jim Fogler	1982
	34	Jim O'Brien	1968
10.	33	Steve Schultz	1977

## Extra Point Percentage (min. 20 att.)

1.	1.000	Mike Morton (21-of-21)	1983
	1.000	Robert Barone (22-of-22)	1985
	1.000	Steve Schultz (24-of-24)	1976
	1.000	Phil Insalaco (26-of-26)	1987
	1.000	Eric Richards (26-of-26)	1996
	1.000	Jonathan Ruffin (36-of-36)	2001
	1.000	Kevin Lovell (28-of-28)	2006
2.	.975	Kevin Lovell (39-of-40)	2004
3.	.964	Eric Richards (27-of-28)	1995
4.	.963	Jonathan Ruffin (26-of-27)	2000
	.963	Eric Richards (26-of-27)	1997

## Field Goals Made

1.	26	Jonathan Ruffin	2000
2.	19	Jonathan Ruffin	2002
3.	18	Kevin Lovell	2006
4.	17	Tom Dallen	1993
5.	16	Jake Rogers	2008
	16	Eric Richards	1995
7.	15	Dan Shepherd	1975
8.	14	Jim Fogler	1982
9.	13	Jim O'Brien	1968
	13	Eric Richards	1996



# SCORING RECORDS

## Field Goals Attempted

1.	29	Jonathan Ruffin	2000
2.	28	Steve Schultz	1976
3.	25	Jim O'Brien	1968
4.	24	Eric Richards	1995
5.	23	Jake Rogers	2008
	23	Kevin Lovell	2006
7.	22	Jonathan Ruffin	2002
	22	Tom Dallen	1993
	22	Dan Shepherd	1975
10.	21	Eric Richards	1996

## Field Goal Percentage

1.	.909	Chris Manfredini (10-of-11)	2003
2.	.897	Jonathan Ruffin (26-of-29)	2000
3.	.864	Jonathan Ruffin (19-of-22)	2002
4.	.786	Steve Schultz (11-of-14)	1978
5.	.783	Kevin Lovell (18-of-23)	2006
6.	.773	Tom Dallen (17-of-22)	1993
7.	.769	Mike Schmitt (10-of-13)	1971
	.769	Dan Shepherd (10-of-13)	1974
9.	.750	Phil Insalaco (9-of-12)	1988
	.750	David Rowe (12-of-16)	1991
	.750	Eric Richards (12-of-16)	1997
	.750	Jonathan Ruffin (12-of-16)	2001

## Consecutive Games with a Field Goal

1.	11	Jonathan Ruffin	2000
2.	10	David Rowe	1991
3.	8	Jonathan Ruffin	2002
4.	7	Jonathan Ruffin	2001
	7	Jim Fogler	1982
	7	Eric Richards	1996

## Points Scored by Kicking

1.	104	Jonathan Ruffin	2000
2.	101	Jonathan Ruffin	2002
3.	84	Jake Rogers	2007
	84	Tom Dallen	1993
5.	82	Jake Rogers	2008
	82	Kevin Lovell	2006
7.	75	Eric Richards	1995
8.	72	Kevin Lovell	2004
	72	Jonathan Ruffin	2001
10.	71	Jim Fogler	1982

## CAREER

### Total Points

1.	315	Jonathan Ruffin	1999-2002
2.	248	DeMarco McCleskey	1998, 2000-02
3.	247	Jim O'Brien	1967-69
4.	203	Steve Schultz	1976-79
5.	202	Eric Richards	1994-97
6.	198	David Small	1991-93
7.	184	Kevin Lovell	2004-06
8.	166	Jake Rogers	2007-08
9.	162	Reggie Taylor	1983-86
10.	160	Phil Insalaco	1986-88

### Touchdowns

1.	41	DeMarco McCleskey	1998, 2000-02
2.	33	David Small	1991-93
3.	27	Reggie Harrison	1971-73
4.	26	Reggie Taylor	1983-86
	26	Bob Heuck	1910-12
6.	22	Dominick Goodman	2005-08
7.	21	Jim O'Brien	1967-69
	21	Joe Morrison	1956-58
	21	Joe Concilla	1951-53
	21	Bradley Glatthaar	2004-07

## Extra Points Made

1.	129	Jonathan Ruffin	1999-2002
2.	98	Steve Schultz	1976-79
3.	85	Jake Rogers	2007-08
	85	Kevin Lovell	2004-06
5.	79	Eric Richards	1994-97
6.	76	Phil Insalaco	1986-88
7.	61	Jim O'Brien	1967-69
8.	51	Tom Dallen	1993-94
9.	50	Ralph Pisanelli	1952-53
10.	47	Jim Fogler	1981-82

## Extra Points Attempted

1.	134	Jonathan Ruffin	1999-2002
2.	103	Steve Schultz	1976-79
3.	90	Jake Rogers	2007-08
4.	86	Kevin Lovell	2004-06
5.	81	Eric Richards	1994-97
6.	79	Phil Insalaco	1986-88
7.	68	Jim O'Brien	1967-69
8.	66	Ralph Pisanelli	1952-53
9.	54	Jim Fogler	1981-82
10.	53	Tom Dallen	1993-94

## Extra Point Percentage (Min. 30 Att.)

1.	.988	Kevin Lovell (85-of-86)	2004-06
2.	.978	Eric Richards (89-of-91)	1994-97
3.	.974	Mike Morton (37-of-38)	1983-84
4.	.963	Jonathan Ruffin (129-of-134)	1999-2002
5.	.962	Tom Dallen (51-of-53)	1993-94
	.962	Phil Insalaco (76-of-79)	1986-88
7.	.951	Steve Schultz (98-of-103)	1976-79
8.	.944	Jake Rogers (85-of-90)	2007-08
9.	.936	Mike Schmitt (44-of-47)	1969-71
10.	.929	Dan Shepherd (39-of-42)	1974-75

## Consecutive Extra Points Made

1.	82	Kevin Lovell	2004-06
2.	65	Jonathan Ruffin	2000-2002
3.	63	Eric Richards	1994-97
4.	38	Phil Insalaco	1986-88
5.	37	Jake Rogers	2007
6.	36	Mike Morton	1983-84
7.	25	Tom Dallen	1993-94
8.	24	Steve Schultz	1976

## Field Goals Made

1.	62	Jonathan Ruffin	1999-2002
2.	41	Eric Richards	1994-97
3.	35	Steve Schultz	1976-79
4.	33	Kevin Lovell	2004-06
5.	28	Phil Insalaco	1986-88
6.	27	Jake Rogers	2007-08
7.	25	Dan Shepherd	1973-75
8.	23	Tom Dallen	1993-94
9.	21	Jim Fogler	1981-82
10.	20	Jim O'Brien	1967-69

## Field Goals Attempted

1.	79	Jonathan Ruffin	1999-2002
2.	68	Steve Schultz	1976-79
3.	62	Eric Richards	1994-97
4.	47	Kevin Lovell	2004-06
5.	44	Jim O'Brien	1967-69
6.	42	Jake Rogers	2007-08
7.	41	Phil Insalaco	1986-88
	41	Sal Casola	1972-73
9.	35	Dan Shepherd	1973-75
10.	34	Tom Dallen	1993-94

## Field Goal Percentage

1.	.785	Jonathan Ruffin (62-of-79)	1999-2002
2.	.731	David Rowe (19-of-26)	1990-91
3.	.714	Dan Shepherd (25-of-35)	1973-75
4.	.702	Kevin Lovell (33-of-47)	2004-06
5.	.683	Phil Insalaco (28-of-41)	1986-88
6.	.677	Jim Fogler (21-of-31)	1981-83
7.	.676	Tom Dallen (23-of-34)	1993-94
8.	.672	Eric Richards (41-of-61)	1994-97
9.	.643	Jake Rogers (27-of-42)	2007-08
10.	.630	Mike Morton (17-of-27)	1983-84

## Consecutive Field Goals Made

1.	13	Jake Rogers	2007-08
	13	Jonathan Ruffin	2002
3.	12	Jonathan Ruffin	2000
4.	11	Kevin Lovell	2006
5.	8	Jonathan Ruffin	2001
	8	Eric Richards	1997
7.	7	Jonathan Ruffin	2000
	7	Phil Insalaco	1987
	7	Kevin Lovell	2005-06
10.	6	Eric Richards	1995
	6	Mike Morton	1983

## Points Scored by Kicking

1.	315	Jonathan Ruffin	1999-2002
2.	203	Steve Schultz	1976-79
3.	202	Eric Richards	1994-97
4.	184	Kevin Lovell	2004-06
5.	166	Jake Rogers	2007-08
6.	160	Phil Insalaco	1986-88
7.	121	Jim O'Brien	1967-69
8.	120	Tom Dallen	1993-94
9.	114	Dan Shepherd	1973-75
10.	110	Jim Fogler	1981-82

## Consecutive Games Scored In

1.	47	Jonathan Ruffin	1999-2002
2.	24	Jim O'Brien	1968-69
3.	19	Eric Richards	1996-97

## Longest Field Goals Made

1.	58	Jon Bacon vs. Miami (OH)	1994
2.	55	Jake Rogers vs. Oregon State	2007
3.	54	Jake Rogers at Connecticut	2008
	54	Dan Shepherd vs. Tulsa	1975
5.	53	Jake Rogers at Hawai'i	2008
	53	Sal Casola vs. Memphis	1973
7.	51	Steve Schultz vs. Miami (OH)	1976
8.	50	Jake Rogers vs. Rutgers	2008
	50	Eric Richards vs. Southern Miss.	1997
	50	Phil Insalaco vs. Miami (OH)	1988
10.	49	Steve Schultz vs. Louisville	1979
	49	Jonathan Ruffin vs. Ohio State	2002





## PUNTING RECORDS

### YEAR-BY-YEAR LEADERS

Year	Player	Punts	Yards	Avg.
1947	Tom O'Malley	38	1,368	36.0
1948	Tom O'Malley	47	1,558	33.0
1949	Tom O'Malley	58	1,870	32.2
1950	Jack Delaney	30	1,098	36.6
1951	John Mooth	43	1,624	37.8
1952	Jack Delaney	30	1,098	36.6
1953	Dick Goist	21	752	35.8
1954	Jim Niemann	8	323	40.4
1955	Jim Niemann	23	878	38.2
1956	Jim Niemann	24	964	40.2
1957	Larry DeVincentis	39	1,592	40.8
1958	Gene Johnson	36	1,265	35.1
1959	Dave Ritchie	31	1,172	37.8
1960	Dave Ritchie	47	1,833	39.0
1961	Fred Hynoski	34	1,311	38.6
1962	Fred Hynoski	39	1,364	35.0
1963	Brig Owens	34	1,285	37.8
1964	Brig Owens	33	1,208	36.6
1965	Steve Schweitzer	49	1,923	39.2
1966	Jim Denk	64	2,406	37.6
1967	Tom Chlebeck	37	1,295	35.0
1968	Benny Rhoads	45	1,911	42.5
1969	Benny Rhoads	70	2,703	38.6
1970	Clem Fennell	70	2,638	37.7
1971	Clem Fennell	63	2,419	38.4
1972	Clem Fennell	71	2,767	39.0
1973	Jeff West	55	2,339	42.5
1974	Jeff West	77	3,192	41.5
1975	Mike Connell	61	2,568	42.1
1976	Mike Connell	72	3,095	43.0
1977	Mike Connell	60	2,571	42.8
1978	Phil Peckich	26	986	37.9
1979	Phil Peckich	45	1,731	38.4
1980	Mark Householder	62	2,096	33.8
1981	Phil Peckich	80	3,155	39.4
1982	Phil Peckich	54	2,133	39.5
1983	Shaun Burdick	68	2,400	35.3
1984	Shaun Burdick	64	2,522	39.4
1985	Shaun Burdick	53	2,224	42.0
1986	Shaun Burdick	50	2,101	42.0
1987	Jeff Jones	32	1,179	36.8
1988	Jeff Jones	42	1,522	36.2
1989	Jeff Jones	69	2,658	38.5
1990	Jeff Jones	73	2,821	38.6
1991	Jeff Blaylock	57	1,949	34.2
1992	Jeff Blaylock	67	2,490	37.2
1993	Jeff Blaylock	61	2,296	37.6
1994	Jeff Blaylock	51	1,976	38.7
1995	Steve Smith	63	2,383	37.8
1996	Steve Smith	68	2,795	41.1
1997	Doug Johnson	66	2,700	40.9
1998	Adam Wulfeck	40	1,586	39.7
1999	Adam Wulfeck	54	2,279	42.2
2000	Adam Wulfeck	56	2,343	41.8
2001	Adam Wulfeck	64	2,800	43.8
2002	Chet Ervin	66	2,511	38.0
2003	Chet Ervin	63	2,451	38.9
2004	Chet Ervin	45	1,852	41.2
2005	Chet Ervin	67	2,632	39.3
2006	Brian Steel	70	2,715	38.8
2007	Kevin Huber	57	2,672	46.9
2008	Kevin Huber	60	2,697	45.0

### GAME

Punts			
1.	13	Phil Peckich at Pittsburgh .....	1981
2.	12	Steve Smith at Louisville .....	1996
	12	Steve Smith at Virginia Tech .....	1995
	12	Mike Connell at Arizona State .....	1976
	12	Don McMillan at Tulsa .....	1946

### Punting Yards

1.	510	Steve Smith at Louisville .....	1996
2.	502	Mike Connell vs. Arizona State .....	1976
3.	460	Clem Fennell at North Texas State .....	1970
4.	456	Doug Johnson at Boston College .....	1997
5.	452	Steve Smith at Virginia Tech .....	1995

### Punting Average

1.	59.7	Kevin Huber vs. Marshall (3 punts) .....	2007
2.	54.0	Adam Wulfeck vs. Miami (OH) (2 punts) .....	1999
3.	53.0	John Mooth vs. Ohio (4 punts) .....	1952
4.	52.0	Jeff Blaylock vs. Tulsa (2 punts) .....	1994
5.	51.0	Adam Wulfeck vs. Tulane (5 punts) .....	2001
6.	50.5	Kevin Huber at Hawai'i (4 punts) .....	2008
	50.5	Kevin Huber vs. W. Michigan (2 punts) .....	2006

### Longest Punts

1.	78	Mike Connell vs. Louisiana-Lafayette .....	1976
2.	75	Clem Fennell at Louisville .....	1971
3.	72	Doug Johnson vs. Memphis .....	1997
4.	69	Adam Wulfeck at Army .....	2001
5.	68	Jeff Blaylock at Tulsa .....	1993
6.	67	Shaun Burdick vs. Virginia Tech .....	1985
7.	67	Dave Ritchie at Houston .....	1959
8.	66	Brig Owens vs. Tulsa .....	1964
9.	65	Chet Ervin vs. Louisville .....	2005
10.	65	Adam Wulfeck vs. Syracuse .....	2000

### SEASON

Punts			
1.	80	Phil Peckich .....	1981
2.	77	Jeff West .....	1974
3.	73	Jeff Jones .....	1990
4.	72	Mike Connell .....	1976
5.	71	Clem Fennell .....	1972
6.	70	Benny Rhoads .....	1969
	70	Clem Fennell .....	1970
	70	Brian Steel .....	2006
9.	69	Jeff Jones .....	1989
10.	68	Steve Smith .....	1996
	68	Shaun Burdick .....	1983

### Punting Yards

1.	3,192	Jeff West .....	1974
2.	3,155	Phil Peckich .....	1981
3.	3,095	Mike Connell .....	1976
4.	2,821	Jeff Jones .....	1990
5.	2,800	Adam Wulfeck .....	2001
6.	2,795	Steve Smith .....	1996
7.	2,767	Clem Fennell .....	1972
8.	2,715	Brian Steel .....	2006
9.	2,703	Benny Rhoads .....	1969
10.	2,700	Doug Johnson .....	1997

Kevin Huber



### Punting Average (Min. 25 Punts)

1.	46.90	Kevin Huber .....	2007
2.	45.00	Kevin Huber .....	2008
3.	43.75	Adam Wulfeck .....	2001
4.	42.99	Mike Connell .....	1976
5.	42.85	Mike Connell .....	1977
6.	42.53	Jeff West .....	1973
7.	42.47	Benny Rhoads .....	1968
8.	42.20	Adam Wulfeck .....	1999
9.	42.10	Mike Connell .....	1975
10.	42.02	Shaun Burdick .....	1986

### CAREER

Punts			
1.	241	Chet Ervin .....	2002-05
2.	236	Jeff Blaylock .....	1991-94
3.	235	Shaun Burdick .....	1983-86
4.	216	Jeff Jones .....	1987-90
5.	214	Adam Wulfeck .....	1998-2001
6.	205	Phil Peckich .....	1978-82
7.	204	Clem Fennell .....	1970-72
8.	194	Mike Connell .....	1974-77
9.	143	Tom O'Malley .....	1947-49
10.	132	Jeff West .....	1973-74

### Punting Yards


1.	9,446	Chet Ervin .....	2002-05
2.	9,244	Shaun Burdick .....	1983-86
3.	9,008	Adam Wulfeck .....	1998-2001
4.	8,711	Jeff Blaylock .....	1991-94
5.	8,247	Mike Connell .....	1974-77
6.	8,180	Jeff Jones .....	1987-90
7.	8,005	Phil Peckich .....	1978-82
8.	7,824	Clem Fennell .....	1970-72
9.	5,684	Kevin Huber .....	2005-08
10.	5,531	Jeff West .....	1973-74

### Punting Average (Min. 50 Punts)

1.	45.47	Kevin Huber .....	2005-08
2.	42.51	Mike Connell .....	1974-77
3.	42.05	Adam Wulfeck .....	1998-2001
4.	41.90	Jeff West .....	1973-74
5.	41.09	Doug Johnson .....	1996-97
6.	40.12	Benny Rhoads .....	1967-69
7.	39.52	Steve Smith .....	1995-96
8.	39.36	Jim Niemann .....	1954-56
9.	39.34	Shaun Burdick .....	1983-86
10.	39.20	Chet Ervin .....	2002-05



## KICKOFF RETURN RECORDS

*Brian Jenkins, #2***GAME***Kickoff Returns*

1.	8	LaDaris Vann vs. East Carolina.....	1999
2.	7	Antonio Chatman vs. Indiana.....	2000
	7	Donald McKnight vs. Syracuse.....	1998
	7	Lloyd Pate vs. Houston.....	1968
5.	6	accomplished five times, last done by Tye Keith vs. UAB .....	2002

*Kickoff Return Yards*

1.	246	Mardy Gilyard at Oklahoma .....	2008
2.	218	Roger Stephens vs. Dayton .....	1947
3.	192	Keith Jenkins vs. Houston .....	1975
4.	186	Roger Stephens vs. Dayton .....	1947
5.	176	LaDaris Vann vs. East Carolina .....	1999

*Kickoff Returns For Touchdowns*

1.	1	Accomplished 20 times last by Gilyard at West Virginia (2008)	
----	---	--	--

**SEASON***Kickoff Returns*

1.	36	Mardy Gilyard .....	2008
2.	33	Donald McKnight.....	1998
3.	31	Dwayne Hunter.....	1987
4.	29	Bobby Brown.....	1989
	29	Russell Cooper .....	1980
6.	24	Antonio Chatman .....	2000
	24	Ralph Williams.....	1979
8.	23	Mike Daniels .....	2004
	23	Brian Jenkins .....	1992
	23	Howard Hill.....	1978
	23	Lloyd Pate.....	1968

*Kickoff Return Yards*

1.	994	Mardy Gilyard .....	2008
2.	652	Russell Cooper .....	1980
3.	647	Donald McKnight.....	1998
4.	611	Dwayne Hunter.....	1987
5.	603	Bobby Brown.....	1989
6.	541	Dominick Goodman.....	2006
7.	515	Robert Tate .....	1995
8.	505	Brian Jenkins .....	1992
9.	489	Artrell Hawkins.....	1997
10.	476	Antonio Chatman .....	2000

*Kickoff Return Average (Min. 1.5 KOR/G)*

1.	34.33	Robert Tate .....	1995
2.	31.50	Chris Hewitt.....	1993
3.	29.13	Keith Jenkins .....	1975
4.	27.73	Tom Marvaso .....	1974
5.	27.60	Mardy Gilyard .....	2008
6.	25.81	Mel Riggins.....	1971
7.	25.76	Dominick Goodman.....	2006
8.	25.47	Lloyd Pate.....	1967
9.	25.33	Julius H. Smith.....	1973
10.	24.45	Artrell Hawkins.....	1997

*Kickoff Returns For Touchdowns*

1.	2	Mardy Gilyard .....	2008
----	---	---------------------	------

**CAREER***Kickoff Returns*

1.	62	Brian Jenkins .....	1990-93
2.	55	Dominick Goodman.....	2005-07
3.	51	Mardy Gilyard .....	2005-08
4.	50	Lloyd Pate .....	1966-68
5.	49	Al McKinney.....	1985-88
6.	44	Joe Abrams.....	1988-92
7.	41	Robert Tate .....	1993-96
	41	Bobby Brown.....	1989-90
9.	39	Donald McKnight.....	1995-98
10.	38	Dick James.....	1970-72

*Kickoff Returns Yards*

1.	1,506	Brian Jenkins .....	1990-93
2.	1,376	Mardy Gilyard .....	2005-08
3.	1,199	Dominick Goodman.....	2005-07
4.	1,083	Robert Tate .....	1993-96
5.	994	Lloyd Pate .....	1966-68
6.	985	Al McKinney.....	1985-88
7.	870	Joe Abrams.....	1988-92
8.	837	Dick James.....	1970-72
9.	823	Bobby Brown.....	1989-90
10.	772	Donald McKnight.....	1995-98

*Kickoff Returns Average (Min. 25 KOR)*


1.	28.54	Chris Hewitt .....	1993-95
2.	26.98	Mardy Gilyard .....	2005-08
3.	26.41	Robert Tate .....	1993-95
4.	24.73	Mel Riggins .....	1970-71
5.	24.29	Brian Jenkins .....	1990-93
6.	22.48	Russell Cooper .....	1980
7.	22.03	Antonio Chatman .....	1999-00
	22.03	Dick James.....	1970-72
9.	21.80	Dominick Goodman.....	2005-07
10.	20.64	Malcolm Darden .....	1983-84

*Kickoff Returns For Touchdowns*

1.	2	Mardy Gilyard .....	2005-08
	2	Mel Riggins.....	1970-71
2.	1	Accomplished 16 times	

**LONGEST KICKOFF RETURN**

1.	100	Mardy Gilyard at West Virginia (TD) .....	2008
	100	Walter Heuck vs. Denison (TD) .....	1910
3.	99	Keith Jenkins vs. Houston (TD) .....	1975
4.	98	Julius H. Smith vs. Xavier (TD) .....	1973
5.	97	Mardy Gilyard at Oklahoma (TD).....	2008
6.	95	Malcolm Darden vs. Cornell (TD) .....	1983
7.	93	Ken Schuler vs. North Texas State.....	1969
	93	Lloyd Pate vs. Tulsa (TD).....	1967
	93	Fred Oblak vs. Hardin-Simmons (TD) .....	1960
	93	Barry Maroney vs. Wichita State (TD) .....	1957

*Donald McKnight**Walter Heuck*



## PUNT RETURN RECORDS

### GAME

#### Punt Returns

1.	7	Mike Daniels vs. Western Carolina.....	2005
	7	Tinker Keck vs. Kansas.....	1997
	7	Charley Bland vs. Villanova.....	1973
4.	6	LaDaris Vann vs. Connecticut.....	2001
	6	Robert Tate vs. Kentucky.....	1996
	6	Gene Rossi vs. Western Michigan.....	1949

#### Punt Return Yards

1.	161	Gene Gibson vs. Ohio.....	1949
2.	122	Tinker Keck vs. Louisville.....	1997
3.	103	Gene Gibson vs. Western Michigan.....	1949
4.	98	Errol Prisby vs. North Texas State.....	1963
5.	97	Tinker Keck vs. Miami (OH).....	1997
6.	90	Jack Delaney vs. Case-Western Reserve.....	1951
7.	88	Paul Hunter vs. Wichita State.....	1972
8.	82	Robert Tate vs. Southern Miss.....	1996

#### Punt Return Touchdowns

1.	2	Tinker Keck vs. Louisville.....	1997
	2	Gene Gibson vs. Ohio.....	1949
2.	1	Accomplished 25 times	

### SEASON

#### Punt Returns

1.	38	Tinker Keck.....	1997
	38	Charley Bland.....	1973
3.	37	Tom Marvaso.....	1975
4.	36	Tye Keith.....	2002
5.	35	LaDaris Vann.....	2001
6.	34	Tom Marvaso.....	1974
7.	31	Keith Jenkins.....	1976
8.	30	Bill Davis.....	1988
9.	29	Lamont Patterson.....	1982
10.	28	Tinker Keck.....	1999
	28	Robert Tate.....	1995

#### Punt Return Yards

1.	577	Tinker Keck.....	1997
2.	438	Gene Gibson.....	1949
3.	342	Tom Marvaso.....	1974
4.	322	Gene Gibson.....	1950
5.	302	Charley Bland.....	1973
6.	289	LaDaris Vann.....	2001
7.	280	Tye Keith.....	2002
8.	274	Keith Jenkins.....	1976
9.	252	Robert Tate.....	1996
10.	240	Robert Tate.....	1995

#### Punt Return Average (Min. 10 Returns)

1.	20.86	Gene Gibson.....	1949
2.	20.12	Gene Gibson.....	1950
3.	19.82	Jack Delaney.....	1951
4.	17.36	Billy Hunter.....	1972
5.	16.23	Dom Del Bene.....	1951
6.	15.19	Tinker Keck.....	1997
7.	14.00	Tony Jackson.....	1967
8.	12.27	Sy Staymen.....	1948
9.	10.82	Roger Stephens.....	1947
10.	10.58	Brian Jenkins.....	1990

#### Punt Return Touchdowns

1.	4	Tinker Keck.....	1997
2.	3	Gene Gibson.....	1949
3.	2	Tom Marvaso.....	1974
	2	Joe Morrison.....	1956
	2	Gene Gibson.....	1949
6.	1	Accomplished 16 times	



### CAREER

#### Punt Returns

1.	73	Robert Tate.....	1993-96
	73	Tom Marvaso.....	1974-75
3.	68	Tinker Keck.....	1997-99
4.	60	Lamont Patterson.....	1979-82
5.	55	Billy Hunter.....	1970-72
6.	43	Charley Bland.....	1973
7.	38	Dom Del Bene.....	1951-53
8.	37	Tye Keith.....	1999-02
	37	Gene Gibson.....	1949-50
10.	36	LaDaris Vann.....	1999-2002

#### Punt Return Yards

1.	804	Tinker Keck.....	1997-99
2.	760	Gene Gibson.....	1949-50
3.	637	Robert Tate.....	1993-96
4.	575	Tom Marvaso.....	1974-75
5.	473	Billy Hunter.....	1970-72
6.	443	Lamont Patterson.....	1979-82
7.	396	Dom Del Bene.....	1951-53
8.	333	Charley Bland.....	1973
9.	301	Jack Delaney.....	1950-52
10.	293	LaDaris Vann.....	1999-2002

#### Punt Return Average

1.	20.54	Gene Gibson.....	1949-50
2.	14.33	Jack Delaney.....	1950-52
3.	11.82	Tinker Keck.....	1997-99
4.	10.57	Brian Jenkins.....	1990-92
5.	10.42	Dom Del Bene.....	1951-53
6.	9.50	DeAngelo Smith.....	2005-08
7.	9.40	D.J. Woods.....	2008
8.	9.09	Jim Niemann.....	1954-56
9.	8.84	Keith Jenkins.....	1975-76
10.	8.73	Robert Tate.....	1993-96

#### Punt Return Touchdowns

1.	5	Gene Gibson.....	1949-50
2.	4	Tinker Keck.....	1997-99
3.	3	Joe Morrison.....	1956-58
4.	2	Tom Marvaso.....	1974-75
5.	1	Accomplished 15 times last by Giddens (2004)	

### PUNT RETURN TOUCHDOWNS

Listed below are the 32 punts that Cincinnati has returned for touchdowns since 1948:

1.	98	Errol Prisby vs. North Texas State.....	1963
2.	85	Dom Del Bene vs. Hardin-Simmons.....	1951
3.	84	Joe Morrison vs. Marquette.....	1956
4.	78	Tinker Keck vs. Louisville.....	1997
	78	Tony Jackson vs. Dayton.....	1967
6.	77	Fred Hynoski vs. Wichita State.....	1961
7.	75	Gene Gibson vs. Louisville.....	1950
8.	73	Tinker Keck vs. Miami (OH).....	1997
9.	70	Gene Gibson vs. Ohio.....	1949
10.	69	Tom Marvaso vs. Chattanooga.....	1974
11.	68	Joe Morrison vs. Detroit.....	1956
12.	67	Charley Bland vs. Louisiana-Lafayette.....	1973
13.	62	Tinker Keck vs. Memphis.....	1997
	62	Billy Hunter at Wichita State.....	1972
	62	Joe Morrison vs. Tulsa.....	1958
16.	59	Gene Gibson vs. Case-Western Reserve.....	1950
17.	55	Gene Gibson vs. Ohio.....	1949
18.	54	Tom Marvaso at Wichita State.....	1974
19.	50	Gene Gibson at Western Michigan.....	1950
20.	45	Antwan Peek at UAB *.....	2001
21.	44	Tinker Keck vs. Louisville.....	1997
22.	42	Ed Wolf vs. North Texas State *.....	1959
23.	34	Mike Hilliard at Texas A&M *.....	1971
24.	27	Dan Vete vs. Villanova *.....	1979
25.	22	Scott Powers at Penn State *.....	1988
26.	12	Jim Driscoll at Kansas State *.....	1951
27.	9	Antwan Giddens vs. Marshall*.....	2004
28.	6	Freddie Logan at Pittsburgh *.....	1981
29.	5	Anthony Ladd vs. Kentucky *.....	1996
30.	1	Marcus Barnett vs. Oregon State *.....	2007
31.	0	Gerard Brayboy vs. Tulane *.....	1998
	0	Antwan Giddens vs. USF *.....	2007

\* - Returned following a blocked punt





# INTERCEPTION RECORDS

## YEAR-BY-YEAR LEADERS

Year	Player	Int.	Yards
1948	Three tied	2	—
1949	Don Jansen	4	61
1950	Don Jansen	4	20
1951	Four tied	4	—
1952	Don Polagyi	6	78
1953	Don Fritz	2	5
1954	Mike Murphy	4	47
1955	Seven tied with	1	—
1956	Joe Morrison	2	175
	Two others	2	—
1957	Barry Maroney	5	27
1958	Joe Morrison	4	65
	Ed Kovac	4	49
1959	Three tied	3	—
1960	Andy Chiodi	3	52
	Howard Converse	3	25
1961	Tom Reinstatler	4	72
1962	Al Nelson	2	3
	Royce Starks	2	0
1963	Bruce Vogelgesang	3	59
1964	Royce Starks	3	60
1965	Bill Madeya	6	26
1966	Steve Schweitzer	4	58
	Ken Jordan	4	22
1967	Ken Jordan	3	0
1968	Larry Eiben	3	31
1969	Tony Sexton	3	86
1970	Ed Bolis	6	38
1971	Butch Alberts	4	7
1972	Billy Hunter	4	52
1973	Charlie Bland	4	50
1974	Dana Bible	4	16
1975	Keith Jenkins	5	68
1976	Keith Jenkins	4	105
1977	Marcellus Greene	3	57
1978	John Butz	5	58
1979	Robert Gibbs	3	18
1980	Three tied	2	—
1981	Freddie Logan	5	40
1982	Antonio Gibson	4	105
1983	Robert Gibbs	5	60
1984	Jon Jon Thomas	2	35
1985	Three tied	2	—
1986	John Lewis	4	49
1987	Six tied	1	—
1988	Art Sheffield	2	91
	Ronnie Shannon	2	5
1989	Marvin Bowman	4	83
1990	Rodney Harris	3	119
	Kelly Sims	3	26
1991	Jocelyn Borgella	3	34
	Latish Kinsler	3	35
1992	Jocelyn Borgella	5	171
1993	Jocelyn Borgella	4	58
1994	Darrell Harding	2	44
1995	Sam Garnes	6	101
1996	Jermaine Trent	3	30
1997	Tinker Keck	4	42
1998	Blue Adams	4	57
1999	Gerry Ruff	3	33
2000	DeJuan Gossett	3	54
	Anthony Thomas	3	34
2001	Zach Norton	3	15
2002	Blue Adams	6	104
2003	Daven Holly	6	58
2004	Doug Monaghan	4	46
2005	Dominic Ross	2	2
	Haruki Nakamura	2	0
2006	Dominic Ross	4	14
2007	DeAngelo Smith	8	82
2008	Mike Mickens	4	158
	Brandon Underwood	4	60



Mike Mickens

## GAME

### Interceptions

1. 4 Bob Hynes vs. Ohio Northern ..... 1923
2. 3 accomplished six times, last by D. Smith (2007)

### Interception Return Yards

1. 123 Shawn Ferguson vs. Memphis ..... 1998
2. 96 Jocelyn Borgella vs. Rutgers ..... 1992
- 96 Bob Del Rosa vs. Oklahoma State ..... 1958
4. 88 Joe Morrison vs. Dayton ..... 1956
5. 87 Joe Morrison vs. Wichita State ..... 1956

### Interception Returns for Touchdowns

1. 2 Shawn Ferguson vs. Memphis ..... 1998
2. 1 accomplished 52 times, last by Underwood (2008)

## SEASON

### Interceptions

1. 8 DeAngelo Smith ..... 2007
2. 6 Mike Mickens ..... 2007
- 6 Daven Holly ..... 2003
- 6 Blue Adams ..... 2002
- 6 Sam Garnes ..... 1995
- 6 Ed Bolis ..... 1970
- 6 Bill Madeya ..... 1965
- 6 Don Polagyi ..... 1952
9. 5 Jocelyn Borgella ..... 1992
- 5 Robert Gibbs ..... 1983
- 5 John Butz ..... 1978
- 5 Barry Maroney ..... 1957

### Interception Return Yards

1. 175 Joe Morrison ..... 1956
2. 171 Jocelyn Borgella ..... 1992
3. 159 John Mooth ..... 1951
4. 158 Mike Mickens ..... 2008
5. 136 Mike Mickens ..... 2007
6. 123 Shawn Ferguson ..... 1998
7. 119 Rodney Harris ..... 1990
8. 116 Bob Del Rosa ..... 1958
9. 112 Chris Hewitt ..... 1995
10. 108 Gene Gibson ..... 1949

### Interception Returns for Touchdowns

1. 2 Mike Mickens ..... 2007
- 2 Blue Adams ..... 2002
- 2 Shawn Ferguson ..... 1998
- 2 Joe Morrison ..... 1956

## CAREER

### Interceptions

1. 14 Mike Mickens ..... 2005-08
2. 12 DeAngelo Smith ..... 2005-08
- 12 Blue Adams ..... 1998-2002
- 12 Jocelyn Borgella ..... 1990-93
5. 11 Ed Bolis ..... 1970-72
6. 9 Daven Holly ..... 2001-04
- 9 Doug Monaghan ..... 2001-04
- 9 Zach Norton ..... 2000-03
- 9 Sam Garnes ..... 1993-96
- 9 Keith Jenkins ..... 1975-76
- 9 Billy Hunter ..... 1970-72
- 9 Don Fritz ..... 1951-53

### Interception Return Yards

1. 296 Mike Mickens ..... 2005-08
2. 263 Jocelyn Borgella ..... 1990-93
- 263 Joe Morrison ..... 1956-58
4. 254 Gene Gibson ..... 1949-50
5. 179 DeAngelo Smith ..... 2005-08
6. 177 Blue Adams ..... 1998-2002
7. 173 Keith Jenkins ..... 1975-76
8. 171 Shawn Ferguson ..... 1995-98
9. 164 Chris Hewitt ..... 1993-96
10. 159 John Mooth ..... 1951-53


### Interception Returns for Touchdowns

1. 3 Mike Mickens ..... 2005-08
- 3 Shawn Ferguson ..... 1995-98
2. 2 DeAngelo Smith ..... 2005-2007
- 2 Zach Norton ..... 2000-03
- 2 Blue Adams ..... 1998-2002
- 2 Joe Morrison ..... 1956

## LONGEST INTERCEPTION RETURNS

1. 96 Bob Del Rosa vs. Oklahoma State (TD) ..... 1958
2. 88 Joe Morrison vs. Dayton (TD) ..... 1956
3. 87 Joe Morrison vs. Wichita State (TD) ..... 1956
4. 84 DeAngelo Smith vs. Rutgers (TD) ..... 2006
5. 83 Shawn Ferguson vs. Memphis (TD) ..... 1998
- 83 Art Sheffield vs. Indiana State (TD) ..... 1988
7. 80 Gene Gibson vs. Mississippi State (TD) ..... 1949
8. 79 Mike Mickens vs. South Florida (TD) ..... 2007
9. 78 Barry Maroney vs. Dayton (TD) ..... 1956
10. 77 Greg Butler vs. Villanova (TD) ..... 1972

Blue Adams





## TACKLE RECORDS

Antwan Peek



### GAME

#### Total Tackles

1.	24	Vaughn Booker vs. East Carolina	1987
2.	23	Brad Jackson vs. Boston College	1997
	23	Jerome Brinson vs. Oklahoma State	1987
4.	22	Sam Gaines vs. Vanderbilt	1994
	22	Jason Coppess vs. Bowling Green	1993
	22	Alex Gordon vs. Miami (OH)	1986
	22	Brad Nothacker vs. Penn State	1985
8.	21	Jack Brusciaanelli vs. West Virginia	1989
	21	Mike Kelly vs. Rutgers	1987
10.	20	Muhammed El-Mubarak vs. Tulsa	1995
	20	Chris Hewitt vs. Indiana	1994

### SEASON

#### Total Tackles

1.	186	Mike Brookins	1979
2.	168	Brad Jackson	1997
3.	161	Karl Woods	1980
4.	158	Jerome Brinson	1983
5.	155	Karl Woods	1978
6.	147	Dwayne Berry	1978
7.	145	Muhammed El-Mubarak	1995
8.	143	Linwood Marshall	1983
9.	140	Howie Kurnick	1978
10.	138	Phillip Curry	1997
	138	Antonio Gibson	1982

#### Solo Tackles

1.	101	Howie Kurnick	1978
2.	94	Linwood Marshall	1983
3.	93	Brad Jackson	1997
	93	Mike Brookins	1979
5.	90	Muhammed El-Mubarak	1995
	90	Jerome Brinson	1983
7.	88	Sam Gaines	1994
8.	83	Phillip Curry	1997
9.	82	DeJuan Gossett	1999
10.	80	Jack Brusciaanelli	1988

#### Assisted Tackles

1.	99	Karl Woods	1980
2.	93	Mike Brookins	1979
3.	83	Karl Woods	1978
4.	82	Alex Gordon	1985
5.	78	Dwayne Berry	1978
6.	75	Brad Jackson	1997
	75	Richard Rhodes	1985
8.	74	Antonio Gibson	1982
9.	73	Alex Gordon	1986
10.	69	Toney Catchings	1986
	69	Antonio Gibson	1981

#### Tackles for Loss

1.	28	Mike Gates	1980
2.	22	Trent Cole	2004
	22	Antwan Peek	2001
4.	21	Antwan Peek	2002
	21	Phil Poirier	1989
6.	20	Nate Dingle	1992
7.	18	Tyjuan Hagler	2002
	18	Andrew Stewart	1988
9.	17	Phillip Curry	1995
	17	Terrill Byrd	2007

#### Quarterback Sacks

1.	13.0	Anthony Hoke	2007
2.	12.5	Antwan Peek	2001
3.	11.0	Connor Barwin	2008
4.	9.0	Andrew Stewart	1987
5.	8.5	Trent Cole	2004
	8.5	Antwan Peek	2000
7.	8.0	George Jamison	1982
	8.0	Errol Cleveland	1982
	8.0	Dwayne Berry	1978
	8.0	Terrill Byrd	2007

#### Fumble Recoveries

1.	6	John Vitro	1975
2.	5	Antwan Peek	2002
	5	Ronnie Shannon	1990
	5	Howie Kurnick	1978
	5	Howie Kurnick	1976
	5	Joe Bardaro	1968

### CAREER

#### Total Tackles

1.	487	Phillip Curry	1994-97
2.	423	Karl Woods	1977-80
3.	392	Brad Jackson	1994-97
4.	356	Mike Brookins	1979-81
5.	352	Alex Gordon	1983-86
6.	351	Hassan Champion	1995-98
	351	Joe Olding	1979-82
8.	338	Doug Monaghan	2001-04
9.	327	DeJuan Gossett	1997-2000
10.	317	Sam Gaines	1993-96

#### Solo Tackles

1.	268	Phillip Curry	1994-97
2.	222	DeJuan Gossett	1997-2000
3.	216	Brad Jackson	1994-97
4.	208	Ivan Fields	1999-2002
5.	206	Sam Gaines	1993-96
6.	200	Doug Monaghan	2001-04
7.	190	Mike Brookins	1979-81
8.	184	Hassan Champion	1995-98
9.	182	Reggie Hudson	1991-94
10.	179	Karl Woods	1977-80

#### Assisted Tackles

1.	244	Karl Woods	1979-81
2.	219	Phillip Curry	1994-97
3.	192	Alex Gordon	1983-86
4.	176	Brad Jackson	1994-97
5.	175	Joe Olding	1979-82
6.	168	Howie Kurnick	1975-78
7.	167	Hassan Champion	1995-98
8.	166	Mike Brookins	1979-81
9.	144	Richard Rhodes	1985-87

#### Tackles for Loss

1.	56.0	Antwan Peek	1998-2002
2.	48.0	Trent Cole	2002-04
3.	46.0	Nate Dingle	1990-93
4.	45.0	Phillip Curry	1994-97
5.	44.5	Andre Frazier	2001-04
6.	42.0	Terrill Byrd	2005-08
7.	38.0	Alex Gordon	1983-86
8.	37.0	George Jamison	1980-83
9.	36.0	Andrew Stewart	1986-88
10.	34.5	Tyjuan Hagler	2002-04

#### Quarterback Sacks

1.	27.0	Antwan Peek	1998-2002
2.	22.5	Andre Frazier	2001-04
3.	22.0	Anthony Hoke	2004-07
4.	18.5	Trent Cole	2002-04
5.	18.0	Nate Dingle	1990-93
	18.0	George Jamison	1980-83
7.	16.5	Terrill Byrd	2005-08
8.	16.0	Andrew Stewart	1986-88
9.	15.0	Derrick Ransom	1994-97
10.	14.0	Errol Cleveland	1981-83

#### Fumble Recoveries

1.	12	John Vitro	1973-75
2.	10	Antwan Peek	1998-2002
	10	Howie Kurnick	1975-77
4.	9	Ronnie Shannon	1988-91
	9	David Mann	1975-77
6.	7	Marion Ford	1972-73
	7	Charlie Stovall	1971-72



Anthony Hoke



# SINGLE-GAME OFFENSE

## Most Points

1.	124	vs. Transylvania	1912
2.	115	vs. Kentucky Wesleyan	1921
3.	69	vs. Case-Western Reserve	1923
4.	67	vs. Virginia Military Institute	1953
	67	vs. Baltimore	1935
6.	66	vs. Case-Western Reserve	1953
7.	63	vs. Louisiana-Monroe	1977
8.	59	vs. Southeast Missouri State	2007
9.	57	vs. William & Mary	1953
	57	vs. Ohio Wesleyan	1898

## Most Touchdowns

1.	14	vs. Transylvania	1912
2.	10	vs. Case-Western Reserve	1953
	10	vs. Virginia Military Institute	1953

## Most Rushing Attempts

1.	83	vs. Louisiana-Monroe	1977
2.	82	vs. Miami (OH)	1996
3.	77	vs. Miami (OH)	1951
4.	74	vs. North Texas State	1970
5.	73	vs. Miami (OH)	1970

## Most Rushing Yards

1.	464	vs. Case-Western Reserve	1953
	464	vs. Virginia Military Institute	1953
3.	422	vs. Kansas State	1966
4.	421	vs. Marshall	1946
5.	419	vs. Xavier	1970
6.	405	vs. Miami (OH)	1996
7.	402	vs. North Texas State	1970
8.	389	vs. Xavier	1946
9.	383	vs. South Dakota	1965
10.	379	vs. Miami (OH)	1986

## Most Rushing Touchdowns

1.	14	vs. Transylvania	1912
2.	10	vs. Case-Western Reserve	1953
	10	vs. Virginia Military Institute	1953

## Most Passing Attempts

1.	59	vs. Southern Miss.	1999
2.	57	vs. Ohio	1968
3.	55	vs. North Texas State	1968
4.	52	vs. UAB	2004
	52	vs. TCU	2003
	52	vs. Ohio State	2002
	52	vs. Ohio State	1999
	52	vs. Miami (OH)	1968
	52	vs. Southern Miss.	2007

## Most Passes Completed

1.	36	vs. Ohio	1968
2.	35	vs. Southern Miss.	1999
3.	32	vs. Army	2001
4.	31	vs. Miami (OH)	1968
5.	30	vs. Virginia Tech	1986
	30	vs. USF	2004
	30	vs. Southern Miss.	2007
8.	29	vs. Penn State	2005
	29	vs. Temple	2003
	29	vs. Ohio State	1999
	29	vs. Rutgers	1986
	29	vs. Syracuse	2007

## Most Passing Yards

1.	584	vs. Ohio	1968
2.	436	vs. Louisville	1968
3.	431	vs. Syracuse	2007
4.	407	vs. Southern Miss.	1999
	407	vs. Miami (OH)	1968
6.	399	vs. Miami (OH)	1988
7.	377	vs. USF	2004
8.	373	vs. Akron	1984
9.	353	vs. Miami (OH)	2002
10.	352	vs. Houston	1968

## Most Interceptions Thrown

1.	6	vs. Xavier	1972
2.	5	vs. North Texas State	2002
	5	vs. Toledo	1995
	5	vs. Houston	1968
	5	vs. North Texas State	1967
	5	vs. Xavier	1955
	5	vs. Xavier	1951

## Most Touchdown Passes

1.	5	vs. Southern Miss.	2004
2.	4	vs. Eastern Kentucky	2008
	4	vs. San Diego State	2007
	4	at Syracuse	2007
	4	at Southern Miss.	2007
	4	vs. East Carolina	2002
	4	vs. Tulane	2001
	4	vs. East Carolina	1987
	4	vs. Akron	1984
	4	vs. Louisville	1982
	4	vs. Louisiana-Lafayette	1978
	4	vs. North Texas State	1968
	4	vs. Ohio	1968
	4	vs. Tulsa	1951
	4	vs. Xavier	1950

## Most Offensive Plays

1.	99	vs. Miami (OH)	1996
2.	96	vs. Southern Miss.	1999
3.	95	vs. East Carolina	1998
4.	94	vs. Tulsa	1978

## Most Yards Total Offense

1.	684	vs. Ohio	1968
2.	647	vs. Miami (OH)	1986
3.	615	vs. Southeast Missouri State	2007
4.	608	vs. Virginia Military Institute	1953
5.	604	vs. Washington & Lee	1952
6.	599	vs. Miami (OH)	2004
7.	577	vs. USF	2004
	577	vs. Wichita State	1968
9.	572	vs. Memphis	2001
10.	565	vs. Tennessee Tech	1987

## Most First Downs

1.	36	vs. Ohio	1968
2.	33	vs. Southeast Missouri State	2007
	33	vs. Memphis	2001
4.	32	vs. Houston	1998
5.	31	vs. Kent State	1999
6.	30	vs. San Diego State	2007
	30	vs. USF	2004
	30	vs. Washington & Lee	1952
9.	28	Five Times	
		Last vs. Eastern Kentucky	2008

## Most Fumbles

1.	15	vs. Louisville	1970
2.	9	vs. North Texas State	1968
3.	8	vs. Wichita State	1960

## Most Fumbles Lost

1.	7	vs. Virginia Military Institute	1951
2.	6	vs. Louisville	1970
	6	vs. Hardin-Simmons	1955

## Most Turnovers

1.	9	vs. Xavier	1955
	9	vs. Hardin-Simmons	1955
	9	vs. Virginia Military Institute	1951
4.	8	vs. Houston	1968
	8	vs. Western Michigan	1949

## Most Penalties

1.	18	vs. Kansas State	1951
2.	15	vs. Xavier	1958
3.	14	at Hawai'i	2002
	14	vs. Louisville	1968

## Most Penalty Yards

1.	176	vs. Louisville	1968
2.	170	vs. Kentucky	1945
3.	161	vs. Dayton	1957
4.	142	vs. Toledo	1953
5.	140	vs. Kansas State	1951

## Most Punts

1.	13	vs. Pittsburgh	1981
	13	vs. Mississippi State	1948
3.	12	vs. Louisville	1996
	12	vs. Virginia Tech	1995
5.	11	vs. Boston College	1997
	11	vs. Central Michigan	1990
	11	vs. North Texas State	1970
	11	vs. Tulsa	1958
	11	vs. Mississippi State	1949

## Most Punting Yards

1.	510	vs. Louisville	1996
2.	502	vs. Arizona State	1976
3.	475	vs. Mississippi State	1948
4.	460	vs. North Texas State	1968
5.	456	vs. Boston College	1997
6.	452	vs. Virginia Tech	1995
7.	451	vs. Central Michigan	1990
8.	425	vs. West Virginia	2003
9.	418	vs. Rutgers	2008
10.	407	vs. Iowa	1990

## Most Punt Return Yards

1.	177	vs. Ohio	1949
2.	156	vs. Western Reserve	1951
3.	150	vs. Western Michigan	1950
4.	122	vs. Louisville	1997
5.	116	vs. UTEP	1950

## Most Kickoff Return Yards

1.	295	vs. Memphis	1971
2.	265	at Oklahoma	2008
3.	219	vs. Hardin-Simmons	1955
4.	218	vs. Dayton	1947
5.	214	vs. Dayton	1947

## Fewest Rushing Attempts

1.	19	at Connecticut	2008
	19	vs. Miami (OH)	1968
3.	23	vs. Ohio State	2002
	23	vs. Kentucky	1995
	23	vs. Memphis	1984
	23	vs. Tulsa	1962
7.	24	vs. Syracuse	1998
8.	25	vs. Miami (OH)	2001
	25	vs. Miami (OH)	1962
	25	vs. Toledo	1995

## Fewest Rushing Yards

1.	-23	vs. Rutgers	2005
2.	-20	vs. Northwestern State	1977

## Fewest Passes Completed

1.	0	vs. Dayton	1970
2.	1	vs. Wichita State	1965
	1	vs. South Dakota	1965
	1	vs. Wichita State	1962
	1	vs. Tulsa	1959

## Fewest Passing Yards

1.	0	vs. Dayton	1970
2.	6	vs. Wichita State	1965
3.	8	vs. South Dakota	1965
4.	11	vs. Wichita State	1962
5.	14	vs. Ohio	1970

## Fewest Yards Total Offense

1.	46	vs. North Texas State	1959
2.	48	vs. Central Michigan	1989
3.	69	vs. Iowa	1990
4.	97	vs. Houston	1957
5.	100	vs. Tulsa	1958

## Fewest First Downs

1.	3	vs. West Virginia	1989
2.	5	vs. Pacific	1949
3.	6	vs. Tulsa	1958
	6	vs. Xavier	1956
	6	vs. Navy	1956

## Fewest Penalties

1.	1	vs. Rutgers	1994
	1	vs. Louisville	1966
	1	vs. Memphis	1966
	1	vs. Army	1963
	1	vs. Hawai'i	1954

## Fewest Yards Penalized

1.	4	vs. Memphis	1966
2.	5	vs. Army	1963
3.	10	vs. Temple	2003
	10	vs. Rutgers	1994
5.	12	vs. Wichita State	1965
6.	13	vs. South Dakota	1965

## Fewest Punts

1.	0	vs. Miami (OH)	2008
	0	vs. Memphis	1998
	0	vs. Miami (OH)	1954
3.	1	Seven Times	
		Last vs. San Diego State	2007



## SINGLE-GAME DEFENSE

### Fewest Rushing Attempts

1.	17	vs. Dayton	1961
2.	19	vs. Xavier	1954
	19	vs. Akron	2006
4.	21	vs. Oregon State	2007
	21	vs. Marshall	2004
	21	vs. UAB	1997
	21	vs. North Texas State	1966
7.	22	vs. Connecticut	2007
	22	vs. Hawai'i	2002
	22	vs. Long Beach State	1982
	22	vs. Louisville	1981

### Fewest Rushing Yards

1.	-46	vs. Kansas	1997
2.	-37	vs. Wichita State	1974
3.	-20	vs. Northwestern State	1977
4.	-19	vs. Louisiana-Monroe	1996
5.	-17	vs. Louisville	1968
6.	-16	vs. Louisiana-Lafayette	1975
7.	-15	vs. Syracuse	2007
8.	-14	vs. Louisville	1981
	-14	vs. Wichita State	1965

### Fewest Passing Attempts

1.	1	vs. Boston College	1964
2.	2	vs. Louisville	1953
3.	3	vs. Miami (OH)	1971
	3	vs. Wichita State	1955
	3	vs. Miami (OH)	1957

### Fewest Pass Completions

1.	0	vs. Louisville	1974
	0	vs. Ohio	1973
	0	vs. Boston College	1964
	0	vs. Indiana	1963
	0	vs. Ohio	1949

### Fewest Passing Yards

1.	-1	vs. Xavier	1971
2.	0	vs. Louisville	1974
	0	vs. Ohio	1973
	0	vs. Boston College	1964
	0	vs. Indiana	1963
	0	vs. Ohio	1949

### Fewest Yards Total Offense

1.	18	vs. Louisiana-Lafayette	1973
2.	22	vs. Ohio	1950
3.	32	vs. Xavier	1954
4.	53	vs. Kansas	1997
5.	70	vs. Louisville	1976

### Most Points

1.	81	vs. Penn State	1991
2.	71	vs. Houston	1968
	71	vs. Ohio Wesleyan	1928
4.	70	vs. Louisville	2004
	70	vs. Florida State	1990
6.	69	vs. West Virginia	1989



DeAngelo Smith picked off three passes in UC's 31-21 win against Southern Miss in the 2007 Papajohns.com Bowl.

### Most Rushing Attempts

1.	86	vs. West Virginia	1969
2.	79	vs. Houston	1974
	79	vs. Miami (OH)	1972
4.	76	vs. Miami (OH)	1967
5.	74	vs. Miami (OH)	1968

### Most Rushing Yards

1.	539	vs. Northern Illinois	1989
2.	500	vs. East Carolina	1987
3.	484	vs. Penn State	1991
4.	483	vs. West Virginia	1969
5.	473	vs. Colorado	1972

### Most Passing Attempts

1.	67	vs. Louisville	1997
2.	66	vs. Houston	1993
3.	62	vs. East Carolina	1997
4.	58	vs. North Texas State	1970
5.	55	vs. Tulsa	1965

### Most Pass Completions

1.	37	vs. East Carolina	1997
2.	36	vs. Houston	1992
3.	33	vs. Louisville	1997
4.	32	vs. Oregon State	2007
	32	vs. Louisville	1999
	32	vs. Tulsa	1965

### Most Passing Yards

1.	460	vs. Louisville	1998
2.	451	vs. Tulsa	1965
3.	433	vs. North Texas State	1968
4.	428	vs. Syracuse	2007
5.	424	vs. Miami (FL)	1984
6.	416	vs. Miami (OH)	2004
7.	415	vs. Temple	2003

### Most Yards Total Defense

1.	742	vs. Louisville	1998
2.	706	vs. Penn State	1991
3.	696	vs. Houston	1968
4.	662	vs. Iowa	1990
5.	630	vs. Memphis	1984

### Most Passes Intercepted

1.	7	vs. Kansas State	1951
2.	6	vs. Oregon State	2007
	6	vs. North Texas State	1966
	6	vs. UTEP	1951
	6	vs. Mississippi State	1949

### Most Interception Return Yards

1.	162	vs. Dayton	1956
2.	138	vs. UTEP	1951
3.	123	vs. Memphis	1998
4.	117	vs. Memphis	1995
5.	110	vs. Oregon State	2007
6.	108	vs. Kansas State	1951

### Most Turnovers Forced

1.	8	vs. Rice	1974
2.	7	vs. Oregon State	2007
	7	vs. Memphis	2000
	7	vs. East Carolina	1990
	7	vs. Rutgers	1983



The 1971 Bearcats own the single-game school record, holding Xavier to -1 passing yards in a 30-7 win.



# SEASON OFFENSE

**Most Points**

1.	472.....2007 season
2.	409.....2002 season
3.	362.....2008 season
4.	354.....1953 season
5.	345.....1951 season
6.	344.....2004 season
7.	320.....2001 season
8.	303.....2003 season
9.	302.....1993 season
10.	300.....1968 season

**Most Touchdowns**

1.	63.....2007 season
2.	53.....1951 season
3.	52.....1953 season
4.	50.....2002 season
5.	44.....2004 season
6.	41.....2008 season
7.	41.....1952 season
8.	38.....1968 season

**Most Field Goals Made**

1.	29.....2000 season
2.	20.....2003 season
3.	19.....2002 season
4.	18.....2006 season
5.	17.....1993 season
6.	16.....2008 season
7.	15.....1975 season
8.	14.....1982 season

**Most Rushing Attempts**

1.	639.....1970 season
2.	637.....1977 season
3.	606.....1971 season
4.	594.....1978 season
5.	593.....1997 season
6.	592.....1951 season
7.	588.....1975 season

**Most Rushing Yards**

1.	3,011.....1970 season
2.	2,947.....1953 season
3.	2,844.....1951 season
4.	2,727.....1977 season
5.	2,611.....1978 season
6.	2,585.....1954 season
7.	2,436.....1971 season
8.	2,383.....1964 season
9.	2,371.....1997 season

**Most Rushing TDs**

1.	41.....1953 season
2.	37.....1951 season
3.	31.....1954 season
4.	27.....1970 season
5.	26.....1952 season
6.	25.....1993 season
25.	1964 season

**Most Passing Attempts**

1.	485.....2002 season
2.	472.....2008 season
3.	464.....2007 season
4.	445.....1999 season
5.	438.....2003 season
6.	433.....1968 season
7.	412.....1984 season
8.	384.....1983 season
9.	376.....2004 season
10.	374.....2001 season
374.	1986 season

**Most Passes Completed**

1.	290.....2008 season
2.	286.....2002 season
3.	264.....2007 season
4.	237.....1986 season
5.	236.....1999 season
6.	231.....2003 season
7.	226.....1968 season
8.	218.....2004 season
9.	213.....1983 season
10.	210.....2001 season

**Most Passing Yards**

1.	3,720.....2007 season
2.	3,649.....2002 season
3.	3,542.....2008 season
4.	3,358.....1968 season
5.	2,968.....2001 season
6.	2,831.....1986 season
7.	2,774.....1999 season
8.	2,741.....2003 season
9.	2,689.....2006 season
10.	2,687.....1998 season

**Most Passes Intercepted**

1.	22.....1984 season
22.	1972 season
22.	1993 season
4.	21.....2002 season
21.	1998 season
21.	1995 season
7.	20.....in 5 seasons

**Most Touchdown Passes**

1.	36.....2007 season
2.	26.....2008 season
26.	2004 season
4.	25.....1968 season
5.	22.....2002 season
6.	19.....2001 season
19.	1950 season
8.	18.....1982 season

**Most Offensive Plays**

1.	1,030.....2002 season
2.	956.....2003 season
3.	940.....2007 season
4.	927.....2008 season
5.	901.....2004 season
6.	870.....1999 season
7.	865.....1991 season
8.	858.....2006 season
9.	854.....1978 season
10.	835.....2001 season

**Most Yards Total Offense**

1.	5,642.....2007 season
2.	5,565.....2002 season
3.	5,189.....2008 season
4.	4,867.....2004 season
5.	4,721.....2003 season
6.	4,668.....1999 season
7.	4,599.....1998 season
8.	4,579.....2001 season
9.	4,491.....1951 season
10.	4,426.....2006 season

**Most First Downs**

1.	283.....2007 season
283.	2002 season
3.	272.....2008 season
4.	252.....1986 season
5.	251.....2004 season
6.	249.....1999 season
7.	248.....2003 season
8.	247.....2001 season
9.	246.....1998 season
10.	228.....1991 season

**Most Fumbles**

1.	43.....1971 season
43.	1968 season
3.	42.....1973 season
4.	41.....1970 season
5.	37.....1990 season

**Most Fumbles Lost**

1.	28.....1971 season
2.	25.....1973 season
3.	24.....1966 season
4.	23.....1988 season
23.	1968 season

**Most Turnovers**

1.	45.....1968 season
2.	40.....1973 season
3.	39.....1972 season
4.	37.....1998 season
37.	1990 season
37.	1983 season
37.	1971 season

**Most Penalties**

1.	122.....2007 season
2.	102.....2002 season
3.	99.....2008 season
4.	94.....1996 season
5.	93.....1991 season
6.	88.....1981 season
88.	2006 season
8.	84.....1985 season

**Most Penalty Yards**

1.	1,028.....2007 season
2.	903.....2008 season
3.	883.....1981 season
4.	879.....2002 season
5.	866.....1968 season
6.	805.....1971 season
7.	792.....1996 season
8.	755.....2006 season

**Most Punts**

1.	80.....1981 season
2.	78.....1974 season
3.	75.....2005 season
4.	74.....1990 season
74.	1973 season
74.	1972 season
7.	73.....2006 season

**Most Punting Yards**

1.	3,205.....1974 season
2.	3,155.....1981 season
3.	3,095.....1976 season
4.	2,900.....1996 season
5.	2,883.....1973 season
6.	2,867.....2005 season
7.	2,826.....2001 season
8.	2,822.....1972 season
9.	2,821.....1980 season
10.	2,816.....2006 season

**Most Punt Return Yards**

1.	582.....1997 season
2.	580.....1949 season
3.	535.....1951 season
4.	425.....1956 season
5.	402.....1950 season
6.	389.....1974 season
7.	352.....2008 season
8.	350.....1973 season

**Most Kickoff Returns**

1.	65.....1990 season
2.	58.....1989 season
3.	56.....1998 season
56.	1984 season
56.	1972 season
6.	55.....1969 season
7.	54.....2008 season
54.	1988 season

**Most Kickoff Return Yards**

1.	1,306.....2008 season
2.	1,273.....1990 season
3.	1,183.....1989 season
4.	1,150.....2007 season
5.	1,091.....1998 season
6.	1,068.....1954 season
7.	1,018.....1988 season
8.	1,015.....1987 season

**Fewest Points**

1.	0.....1917 season
2.	5.....1906 season
3.	8.....1888 season
4.	10.....1901 season
10.	1916 season

**Fewest Touchdowns**

1.	12.....1989 season
2.	13.....1980 season
13.	1961 season
4.	14.....1955 season
5.	15.....1967 season

**Fewest Rushing Attempts**

1.	355.....1984 season
2.	368.....1968 season
3.	369.....1967 season
4.	371.....1956 season
5.	373.....1955 season

**Fewest Rushing Yards**

1.	939.....1970 season
2.	1,046.....1969 season
3.	1,063.....1968 season
4.	1,112.....1989 season
5.	1,160.....1983 season

**Fewest Rushing TDs**

1.	5.....1989 season
2.	6.....1983 season
3.	7.....1980 season
7.	1967 season
5.	8.....1961 season

**Fewest Passing Attempts**

1.	98.....1957 season
2.	103.....1965 season
3.	113.....1964 season
4.	114.....1953 season
5.	129.....1956 season

**Fewest Passes Completed**

1.	40.....1965 season
2.	42.....1957 season
3.	43.....1971 season
4.	46.....1970 season
5.	50.....1956 season

**Fewest Passing Yards**

1.	564.....1965 season
2.	579.....1961 season
3.	585.....1957 season
4.	612.....1971 season
5.	634.....1970 season

**Fewest Interceptions Thrown**

1.	4.....1954 season
2.	5.....1953 season
3.	6.....1959 season
4.	7.....1993 season

**Fewest TD Passes**

1.	1.....1970 season
1.	1957 season
3.	2.....1961 season
2.	1955 season

**Fewest Offensive Plays**

1.	500.....1956 season
2.	505.....1955 season
3.	565.....1967 season
4.	577.....1953 season
5.	582.....1958 season

**Fewest Yards Total Offense**

1.	1,968.....1961 season
2.	2,064.....1956 season
3.	2,197.....1967 season
4.	2,272.....1955 season
5.	2,288.....1957 season

**Fewest First Downs**

1.	129.....1967 season
2.	130.....1961 season
3.	138.....1972 season
4.	142.....1989 season
5.	143.....1969 season

**Fewest Fumbles**

1.	12.....1999 season
2.	14.....1993 season
3.	15.....2000 season
4.	18.....1985 season

**Fewest Fumbles Lost**

1.	3.....1992 season
2.	5.....1993 season
3.	6.....1999 season
4.	7.....1982 season

**Fewest Turnovers**

1.	12.....1993 season
2.	16.....1994 season
3.	19.....1996 season
4.	20.....in 3 seasons

**Fewest Penalties**

1.	43.....1998 season
2.	44.....1980 season
3.	45.....1967 season
4.	48.....in 3 seasons

**Fewest Penalty Yards**

1.	364.....1998 season
2.	381.....1994 season
3.	398.....1980 season
4.	410.....1964 season

**Fewest Punts**

1.	22.....1954 season
2.	33.....1964 season
3.	33.....1955 season
4.	34.....1953 season

**Fewest Punting Yards**

1.	750.....1954 season
2.	1,170.....1953 season
3.	1,196.....1955 season
4.	1,208.....1964 season

**Fewest Punt Return Yards**

1.	60.....1964 season
2.	62.....1989 season
3.	67.....1984 season
4.	84.....1966 season

**Fewest Kickoff Returns**

1.	15.....1953 season
2.	20.....1976 season
3.	21.....1958 season
21.	1952 season

**Fewest Kickoff Return Yards**

1.	304.....1953 season
2.	362.....1951 season
3.	373.....1950 season
4.	402.....1952 season
5.	406.....1958 season



The 1953 Bearcats had 2,947 rushing yards, with four players finishing with 400 or more yards for the season, including Joe Concilla (above), with 422 rushing yards.



## SEASON DEFENSE

**Fewest Points**

1.	4	.....1887 season
2.	6	.....1885 season
	6	.....1888 season
4.	10	.....1904 season
5.	12	.....1886 season
6.	13	.....1918 season

**Fewest Rushing Attempts**

1.	338	.....1997 season
2.	366	.....1966 season
3.	367	.....1965 season
4.	368	.....1954 season
5.	375	.....1960 season
6.	391	.....1964 season

**Fewest Rushing Yards**

1.	841	.....1965 season
2.	871	.....1977 season
3.	930	.....1997 season
4.	1,147	.....1973 season
5.	1,184	.....1954 season
6.	1,208	.....1951 season

**Fewest Passing Attempts**

1.	90	.....1955 season
2.	135	.....1953 season
	135	.....1948 season
4.	141	.....1961 season
5.	142	.....1956 season
6.	153	.....1958 season
7.	154	.....1957 season
8.	155	.....1954 season

**Fewest Passes Completed**

1.	43	.....1955 season
	43	.....1953 season
3.	50	.....1961 season
4.	54	.....1956 season
5.	55	.....1957 season
6.	59	.....1948 season

**Fewest Passing Yards**

1.	417	.....1953 season
2.	738	.....1955 season
3.	748	.....1971 season
4.	796	.....1960 season
5.	800	.....1954 season
6.	809	.....1961 season

**Fewest Yards Total Defense**

1.	1,843	.....1953 season
2.	1,984	.....1954 season
3.	2,065	.....1957 season
4.	2,174	.....1960 season
5.	2,343	.....1952 season
6.	2,426	.....1958 season
7.	2,440	.....1961 season
8.	2,448	.....1965 season
9.	2,498	.....1951 season

*The 2007 Bearcats led the nation in takeaways with 42.*

**Fewest Passes Intercepted**

1.	6	.....1994 season
	6	.....1987 season
3.	7	.....1955 season
	7	.....1948 season
	7	.....2005 season
6.	8	.....1986 season
	8	.....1984 season
	8	.....1979 season
	8	.....1962 season

**Fewest Interception Return Yards**

1.	3	.....2005 season
2.	39	.....1967 season
3.	43	.....1987 season
4.	51	.....2004 season
5.	59	.....1979 season
6.	65	.....1955 season
7.	66	.....1984 season

**Most Points**

1.	465	.....1998 season
2.	460	.....1990 season
3.	424	.....1984 season
4.	379	.....1989 season
	379	.....1988 season

**Most Rushing Attempts**

1.	642	.....1972 season
2.	626	.....1984 season
3.	625	.....1979 season
4.	599	.....1971 season
5.	581	.....1980 season

**Most Rushing Yards**

1.	3,448	.....1984 season
2.	3,158	.....1990 season
3.	3,020	.....1987 season
4.	3,018	.....1972 season
5.	2,690	.....1994 season

**Most Passing Attempts**

1.	493	.....2007 season
2.	477	.....2008 season
3.	432	.....1997 season
4.	427	.....2002 season
5.	419	.....2006 season
6.	357	.....2000 season
8.	347	.....1995 season
8.	337	.....2003 season
	337	.....2001 season
10.	336	.....1986 season

**Most Passing Completions**

1.	295	.....2007 season
2.	268	.....2008 season
3.	222	.....1997 season
4.	220	.....2002 season
5.	219	.....2006 season
6.	210	.....2000 season
7.	196	.....1985 season
8.	193	.....1986 season
9.	180	.....2001 season
10.	170	.....2003 season

**Most Passing Yards**

1.	3,302	.....2007 season
2.	2,897	.....2008 season
3.	2,763	.....1997 season
4.	2,690	.....1994 season
5.	2,640	.....1998 season
6.	2,621	.....2006 season
7.	2,519	.....2002 season
8.	2,486	.....1986 season

**Most Yards Total Defense**


1.	5,328	.....1998 season
2.	5,298	.....1984 season
3.	5,261	.....1990 season
4.	4,838	.....1987 season
5.	4,787	.....2007 season
6.	4,669	.....1985 season
7.	4,601	.....1986 season

**Most Passes Intercepted**

1.	33	.....1951 season
2.	26	.....2007 season
3.	23	.....1950 season
4.	22	.....2002 season
	22	.....1970 season
6.	21	.....1966 season
	21	.....1952 season
8.	20	.....1995 season

**Most Interception Return Yards**

1.	565	.....1951 season
2.	422	.....2007 season
3.	333	.....2008 season
4.	316	.....1956 season
5.	308	.....1976 season
6.	282	.....1949 season
7.	281	.....2000 season
8.	278	.....1982 season



*Doug DeRosa helped the 1965 squad hold opponents to a school-record 841 yards rushing.*



## HONORS AND AWARDS

### CLAUDE ROST AWARD

(Most Valuable Player)

2008 Connor Barwin  
2007 Ben Mauk  
Haruki Nakamura  
2006 Brent Celek  
2005 Adam Roberts  
2004 Trent Cole  
Gino Guidugli  
2003 Jamar Enzor  
2002 Blue Adams  
DeMarco McCleskey  
Antwan Peek  
2001 Gino Guidugli  
2000 Jonathan Ruffin  
Deonety Kenner  
1999 Robert Cooper  
1998 Chad Plummer  
1997 Brad Jackson  
Philip Curry  
1996 Chris Hewitt  
Philip Curry  
1995 Robert Tate  
1994 Sam Barnes  
1993 David Small  
1992 Ronnie Dixon  
1991 Ronnie Shannon  
1990 Terry Strong  
1989 Phil Poirier  
1988 Chris Asbeck  
1987 Danny McCoin  
1986 Reggie Taylor  
1985 Reggie Taylor  
1984 Reggie Taylor  
1983 Don Goodman  
1982 Allen Harvin  
1981 James Bettis  
1980 James Bettis  
1979 Mike Brookins  
1978 Howie Kurnick  
1977 Dan Rains  
1976 Mike Woods  
1975 Paul Hunter  
1974 Tom Marvaso  
1973 Evan Jolitz  
1972 Billy Hunter  
1971 Randy McBride  
1970 Earl Willson  
1969 Jim O'Brien  
1968 Greg Cook  
1967 Tony Jackson  
Jerry Misik  
1966 John Parker  
Jay Bachman  
1965 Rich Fugere  
1964 Brig Owens  
Jerry Momper  
1963 Darrell Cauley  
1962 Phil Goldner  
Rufus Simmons  
1961 Ken Byers  
1960 Hurdie Phillips  
1959 Jack Lee  
1958 Joe Morrison  
1957 Barry Maroney  
1956 Gus Del Rosa

### JOHN PEASE AWARD

(Most Outstanding Lineman)

2008 Terrill Byrd (Def.)  
Jeff Linkenbach (Off.)  
2007 Glen "Digger" Bujnoch (Off.)  
Terrill Byrd (Def.)  
2006 Jeff Reinstatler (Off.)  
Trevor Anderson (Def.)  
2005 Steve Eastlake (Off.)  
Adam Roberts (Def.)  
2004 Adam Shorter (Off.)  
Trent Cole (Def.)  
2003 Kyle Takavitz (Off.)  
Andre Frazier (Def.)  
2002 Kirt Doolin (Off.)  
Antwan Peek (Def.)  
2001 Josh Shneyderov (Off.)  
Antwan Peek (Def.)  
2000 Doug Rosfeld (Off.)  
Antwan Peek (Def.)  
1999 Doug Rosfeld (Off.)  
Mario Monds (Def.)  
1998 Brian Uhl (Off.)  
Percy Evans (Def.)  
1997 Jason Fabini (Off.)  
Derrick Ransom (Def.)  
1996 Jason Fabini (Off.)  
Derrick Ransom (Def.)  
1995 Jamie Lemire  
1994 Matt Vaupel  
1993 Ray Woodside (Off.)  
Bob Duckens (Def.)  
1992 Jamie Crysedale  
1991 Richard Johnson  
1990 John Arena  
1989 Phil Poirier  
1988 Chris Asbeck  
1987 Chris Asbeck  
1986 Alex Gordon  
1985 Nick Frankos  
1984 Alex Gordon  
1983 George Jamison  
1982 Joe Olding  
1981 Kari Yli Renko  
1980 Joe Olding  
1979 Farley Bell  
1978 Howie Kurnick  
1977 Howie Kurnick  
1972 Bob Menke (Off.)  
Charley Stovall (Def.)  
1971 John Mack (Off.)  
Craig Heneveld (Def.)  
1970 Ken Weingart (Off.)  
Tom Fletcher (Def.)  
1969 Bob Merkich (Off.)  
Earl Willson (Def.)  
1968 Denny Blank (Off.)  
John Studenka (Def.)  
1966 Kevin Teismann (Off.)  
John Parker (Def.)  
1965 Rich Lucka (Off.)  
Rich Fugere (Def.)  
1964 Bob Taylor (Off.)  
Rich Fugere (Def.)  
1963 Jerry Momper (Off.)  
Darrell Cauley (Def.)  
Dan Points (Def.)

1962 Jim Paris  
1960 Bob McCutcheon  
1959 Dave Canary  
1958 Dave Canary  
1957 Dick Seomin  
1956 Gus Del Rosa

### BRIG OWENS AWARD

(Most Outstanding Back)

2008 DeAngelo Smith  
2007 Mike Mickens  
2006 Greg Moore (Off.)  
Kevin McCullough (Def.)  
2005 Bradley Glatthaar (Off.)  
Corey Smith (Def.)  
2004 Richard Hall (Off.)  
Tyjuan Hagler (Def.)  
2003 Gino Guidugli (Off.)  
Zach Norton (Def.)  
2002 Blue Adams (Def.)  
DeMarco McCleskey (Off.)  
2001 Ray Jackson (Off.)  
DeMarco McCleskey (Off.)  
Zach Norton (Def.)  
2000 Ray Jackson (Off.)  
DeJuan Gossett (Def.)  
DeMarco McCleskey (Off.)  
1999 Deontey Kenner (Off.)  
Jeff Burrow (Def.)  
1998 Deontey Kenner (Off.)  
Shawn Ferguson (Def.)  
1997 Landon Smith (Off.)  
Tinker Keck (Def.)  
1996 Sam Barnes  
1995 Muhammed El-Mubarak  
1994 Reggie Hudson  
1993 Jocelyn Borgella  
1992 Jocelyn Borgella  
1991 David Small  
1990 Joe Koyneck  
1989 Jackie Cooper  
1988 Al McKinney (Off.)  
Marvin Bowman (Def.)  
1987 Danny McCoin (Off.)  
Terry Noble (Def.)  
1986 Reggie Taylor (Off.)  
John Lewis (Def.)  
1985 Reggie Taylor (Off.)  
Jon Sawyer (Def.)  
1984 Reggie Taylor (Off.)  
Rob Niehoff (Def.)  
1983 Don Goodman (Off.)  
Robert Gibbs (Def.)  
1982 Allen Harvin (Off.)  
Antonio Gibson (Def.)  
1981 Hobson Milner (Off.)  
Antonio Gibson (Def.)  
1980 James Bettis (Off.)  
Tim Schira (Def.)  
1979 Ralph Williams (Off.)  
Mike Brookins (Def.)  
1978 Allen Harvin (Off.)  
Wayne Berry (Def.)  
1972 Reggie Harrison (Off.)  
Evan Jolitz (Def.)  
1971 Albert Johnson (Off.)  
Ron Ertle (Def.)

1970 Albert Johnson (Off.)  
Billy Hunter (Def.)  
1969 Albert Johnson (Off.)  
Tony Sexton (Def.)  
1968 Lloyd Pate (Off.)  
Mike Barrett (Def.)  
Ed Ford (Off.)  
1966 Bob Amburgy (Def.)  
1965 Bill Bailey (Off.)  
Doug DeRosa (Def.)  
1964 Brig Owens (Off.)  
Albert Johnson (Off.)  
Errol Prisky (Off.)  
Bob Steinhauser (Def.)  
1963 Brig Owens (Off.)  
Dave Merriam (Def.)  
1962 Royce Starks  
1960 Ed Banks  
1959 Ed Kovac  
1958 Bob Del Rosa  
1957 Barry Maroney  
1956 Jim Niemann

### NEWCOMER OF THE YEAR

2008 Dominique Battle  
2007 Marcus Barnett  
2006 Jeff Linkenbach (Off.)  
Aaron Webster (Def.)  
2005 Dustin Grutza (Off.)  
Trevor Anderson (Def.)  
Terrill Byrd (Def.)  
Mike Mickens (Def.)  
2004 Earnest Jackson (Off.)  
Anthony Hoke (Def.)  
2003 Hannibal Thomas (Off.)  
Mike Wright (Def.)  
2002 Trent Cole (Def.)  
Travis McGee (Off.)  
2001 Gino Guidugli (Off.)  
Doug Monaghan (Def.)  
2000 Shawn Murphy (Off.)  
Zach Norton (Def.)  
1999 Josh Gardner (Off.)  
Ivan Fields (Def.)  
1998 DeMarco McCleskey (Off.)  
Blue Adams (Def.)  
1997 Jason Collins-Baker (Off.)  
DeJuan Gossett (Def.)  
1996 Robert Cooper  
1995 Chad Plummer (Off.)  
Orlando Smith (Off.)  
1994 Jason Fabini (Off.)  
Philip Curry (Def.)  
1993 Chris Hewitt  
1992 Jamie Lemire  
1991 Reggie Hudson  
1990 Paul Anderson (Off.)  
Nate Dingle (Def.)

### MOST OUTSTANDING RECEIVER

2008 Dominick Goodman  
2007 Dominick Goodman  
2006 Derrick Stewart  
2005 Brent Celek  
2004 Hannibal Thomas  
2003 Thaddeus Lewis  
2002 Jon Olinger  
2001 LaDaris Vann

### GLENN SAMPLE AWARD

(Community Service)

2008 Mardy Gilyard  
2007 Dustin Grutza

### SPECIAL TEAMS PLAYER OF THE YEAR

2008 Brandon Underwood  
2007 Kevin Huber  
2006 Dominick Goodman  
2005 Chet Ervin  
2005 Donald Germany  
2004 Kevin Lovell  
2003 Chris Manfredini  
2002 Tye Keith  
2001 Adam Wulfeck

### JIM KELLY AWARD

(Outstanding Spirit)

2008 Dustin Grutza (Off.)  
Lamonte Nelms (Def.)  
2007 Mike Daniels (Off.)  
Jon Carpenter (Def.)  
2006 Bill Poland (Off.)  
Dominic Ross (Def.)  
2005 Ryan Brown (Off.)  
Dominic Ross (Def.)  
2004 Clint Stickdon (Off.)  
Doug Monaghan (Def.)  
2003 Josh Shneyderov (Off.)  
Jason Russell (Def.)  
2002 Josh Gardner (Off.)  
Derrick Adams (Def.)  
Willis Edwards (Def.)  
2001 Tim Walker (Off.)  
Nathan Wize (Off.)  
Derrick Adams (Def.)  
Willis Edwards (Def.)  
2000 Jason Collins-Baker (Off.)  
Troy Evans (Def.)  
1999 Jason Lisek (Off.)  
Troy Evans (Def.)  
1998 Vince Byrd (Off.)  
Hassan Champion (Def.)  
1997 Joel Dolinski (Off.)  
Artrell Hawkins (Def.)  
1996 Steve Smith (Off.)  
Darrius Felder (Def.)  
1995 Pat Oakes (Off.)  
Sam Black (Def.)  
1994 Diron Bolar  
1993 Lance Harp  
1992 Jim Carmon (Off.)  
Gary Reid (Def.)  
1991 John Arena  
1990 Travis Jones  
1989 Vincent Munlin

### C-CLUB/STROTHMAN AWARD

(Academic & Athletic Excellence)

2008 Ryan Manalac  
2007 Glen "Digger" Bujnoch  
2006 Tony Carvitti  
2005 Tony Carvitti  
2004 Andre Frazier  
2003 Josh Shneyderov  
2002 Kirt Doolin  
2001 Adam Hoover  
2000 Greg Lee  
1999 Ashley Hunt  
1998 Bryan Preston  
1997 John Kobalka  
1996 John Kobalka  
1995 John Kobalka  
1993 Mike Guzza  
1992 Kris Bjorson  
1991 Chris Carmon  
1990 Kyle Stroh  
1989 Jack Brusciarelli

### SCOUT TEAM PLAYER OF THE YEAR

2008 Danny Milligan (Off.)  
Walter Stewart (Def.)  
2007 John Goebel (Off.)  
Alex Delisi (Def.)  
2006 John Goebel (Off.)  
Jason Kelce (Def.)



Gus Del Rosa



John Pease



Brig Owens



Marshwan Gilyard (Spec.)  
 2005 Jared Martin (Off.)  
 Donnell McKenzie (Def.)  
 2004 Dustin Grutza (Off.)  
 Tony Carvitti (Def.)  
 2003 Evan Sparks (Off.)  
 Todd Spitzer (Off.)  
 James Brooks (Def.)  
 2002 Rodrick Stevens (Off.)  
 Donald Germany (Def.)  
 2001 Donald Germany (Def.)  
 Richard Hall (Off.)  
 2000 Andre Frazier (Def.)  
 John Leonard (Off.)  
 1999 Ray Jackson (Off.)  
 Chas Hall (Def.)  
 1998 Tye Keith (Off.)  
 Willis Edwards (Def.)  
 1997 DuShawn Dorsey (Off.)  
 Paul Stephens (Def.)  
 1996 Jason Collins-Baker (Off.)  
 Eddie Johnson (Def.)  
 1995 Jeremy Teall (Off.)  
 Gerard Brayboy (Def.)

**ALL-BIGEAST CONFERENCE**

2008 Brian Kelly  
 (Coach of the Year)  
 Mardy Gilyard, KR & WR (1st)  
 (Special Teams Player of the Year)  
 Connor Barwin, DE (1st)  
 Kevin Huber, P (1st)  
 Mike Mickens, CB (1st)  
 Brandon Underwood, S (1st)  
 Terrill Byrd, DT (2nd)  
 Trevor Canfield, OL (2nd)  
 Dominick Goodman, WR (2nd)  
 Tony Pike, QB (2nd)  
 2007 Brian Kelly  
 (Coach of the Year)  
 Kevin Huber, P (1st)  
 (Special Teams Player of the Year)  
 Haruki Nakamura, DB (1st)  
 Mike Mickens, CB (1st)  
 Terrill Byrd, DL (1st)  
 Anthony Hoke, DL (2nd)  
 DeAngelo Smith, CB (2nd)  
 Trevor Canfield, OL (2nd)  
 Marcus Barnett, WR (2nd)  
 Terrill Byrd, DT (1st)  
 2006 Kevin McCullough, LB (1st)  
 Dominic Ross, S (1st)  
 Trevor Canfield, G (2nd)  
 Brent Celek, TE (2nd)  
 Mike Mickens, CB (2nd)  
 2005 Mike Mickens, CB (2nd)  
 Corey Smith, LB (2nd)

**BIG EAST CONFERENCE****PLAYERS OF THE WEEK**

2008 Connor Barwin, Specialist (10/6)  
 Mardy Gilyard, Specialist (9/8)  
 Mardy Gilyard, Specialist (11/9)  
 Dustin Grutza, Off. (9/2)  
 Kevin Huber, Specialist (10/13)  
 Jake Rogers, Specialist (11/30)  
 Aaron Webster, Def. (11/9)  
 2007 Dustin Grutza, Off. (9/17)  
 Ben Mauk, Off. (10/1)  
 Ben Mauk, Off. (11/26)  
 Mike Mickens, Def. (9/3)  
 Ryan Manalac, Def. (10/8)  
 Haruki Nakamura, Def. (11/5)  
 Jake Rogers, Specialist (9/10)  
 Kevin Huber, Specialist (10/8)  
 2006 Kevin McCullough, Def. (10/23)  
 Dustin Grutza, Off. (10/30)  
 DeAngelo Smith, Def. (11/20)  
 2005 Dustin Grutza, Off. (9/3)  
 Chet Ervin, Specialist (10/29)  
 Kevin McCullough, Def. (10/29)



Brad Jackson

**ALL-CONFERENCE USA**

2004 Brent Celek, TE (2nd)  
 Trent Cole, DE (1st)  
 Jamar Enzor, LB (2nd)  
 Andre Frazier, DE (1st)  
 Tyjuan Hagler, LB (3rd)  
 Richard Hall, RB (3rd)  
 Daven Holly, DB (2nd)  
 Doug Monaghan, DB (2nd)  
 Clint Stickdon, OT (3rd)  
 Kyle Takavitz, OG (1st)  
 Hannibal Thomas, WR (2nd)  
 2003 Trent Cole, DE (1st)  
 Jamar Enzor, LB (3rd)  
 Andre Frazier, DE (2nd)  
 Daven Holly, DB (2nd)  
 Zach Norton, DB (2nd)  
 Kyle Takavitz, OL (1st)  
 2002 Blue Adams, DB (2nd)  
 Kirt Doolin, OL (1st)  
 Gino Guidugli, QB (2nd)  
 DeMarco McCleskey, RB (2nd)  
 Antwan Peek, DL (1st)  
 Jonathan Ruffin, K (2nd)  
 LaDaris Vann, WR (1st)  
 2001 DeWayne Johnston, OL (2nd)  
 Antwan Peek, DL (1st)  
 LaDaris Vann, WR (1st)  
 Adam Wulfeck, P (2nd)  
 2000 Troy Evans, LB (2nd)  
 DeJuan Gossett, DB (2nd)  
 Ray Jackson, RB (1st)  
 Mario Monds, DL (2nd)  
 Doug Rosfeld, C (1st)  
 Jonathan Ruffin, K (1st)  
 (Special Teams Player of the Year)  
 Andy Weinheimer, OL (2nd)  
 Adam Wulfeck, P (2nd)  
 1999 Robert Cooper, RB (2nd)  
 DeJuan Gossett, DB (2nd)  
 Doug Rosfeld, OL (1st)  
 Adam Wulfeck, P (2nd)  
 1998 Hassan Champion, LB (2nd)  
 Brian Uhl, OL (1st)  
 1997 Pierre Brilliant, OL (2nd)  
 Phillip Curry, LB (1st)  
 Jason Fabini, OL (1st)  
 Brad Jackson, LB (1st)  
 Tinker Keck, DB & PR (1st)  
 (Special Teams Player of the Year)  
 Derrick Ransom, DL (2nd)  
 Brian Uhl, OL (2nd)  
 1996 Phillip Curry, LB (2nd)  
 Joel Dolinski, OL (2nd)  
 Jason Fabini, OL (1st)  
 Darrius Felder, DL (1st)  
 Sam Barnes, DB (1st)  
 Chris Hewitt, DB (2nd)  
 Brad Jackson, LB (2nd)  
 Eric Richards, PK (1st)  
 Daryl Royal, RB (2nd)  
 Steve Smith, P (1st)  
 Brian Uhl, OL (2nd)  
 1995 Muhammed El-Mubarak, LB (2nd)  
 Jason Fabini, OL (1st)  
 Darrius Felder, DL (1st)  
 Sam Barnes, DB (1st)  
 Chris Hewitt, DB (2nd)  
 Brad Jackson, LB (1st)  
 Jamie Lemire, OL (2nd)  
 Eric Richards, PK (2nd)



Robert Cooper

Orlando Smith, RB (2nd)  
 Steve Smith, P (2nd)  
 Robert Tate, WR & KR (1st)  
 (Offensive & Special Teams  
 Player of the Year)

**CONFERENCE USA ALL-FRESHMAN**

2004 Anthony Hoke, DE  
 Doug Jones, FB  
 2002 Chet Ervin, P  
 Joel Yakovac, OL  
 2001 Andre Frazier, DL  
 Gino Guidugli, QB  
 (Freshman of the Year)  
 Doug Monaghan, DB  
 Kyle Takavitz, OL  
 Josh Shneyderov, OL  
 1999 Derrick Adams, DL  
 Ivan Fields, DB  
 Josh Gardner, OL  
 P.J. Mays, RB  
 LaDaris Vann, WR  
 (Freshman of the Year)  
 1998 Blue Adams, DB  
 Kirt Doolin, OL  
 DeMarco McCleskey, RB  
 Ben Piening, DL  
 Adam Wulfeck, P  
 1997 DeJuan Gossett, DB  
 Jason Mammarelli, K  
 1996 Ken Biggs, OL  
 Robert Cooper, RB

**C-USA PLAYER OF THE WEEK**

2004 Richard Hall, Offense (9/11)  
 Trent Cole, Defense (9/25)  
 Andre Frazier, Defense (10/30)  
 Chet Ervin, Specialist (10/30)  
 Gino Guidugli, Off. (11/6)  
 Gino Guidugli, Off. (11/20)  
 Trent Cole, Defense (9/22)  
 Richard Hall, Offense (9/29)  
 2003 Gino Guidugli, Offense (9/3)  
 Blue Adams, Defense (9/23)  
 Andre Frazier, Def. (11/11)  
 Antwan Peek, Def. (9/30)  
 Antwan Peek, Def. (12/1)  
 2001 Gino Guidugli, Off. (9/10)  
 Gino Guidugli, Off. (12/3)  
 Adam Wulfeck, Spec. (10/8)  
 Antwan Peek, Spec. (10/15)  
 Antwan Peek, Def. (10/22)  
 Antwan Peek, Def. (12/3)  
 Jonathan Ruffin, Spec. (11/5)  
 Jon Olinger, Off. (11/26)  
 2000 Troy Evans, Def. (9/12)  
 Jason Mammarelli, Spec. (9/12)  
 Jonathan Ruffin, Spec. (9/5)  
 Jonathan Ruffin, Spec. (11/20)  
 Ivan Fields, Def. (11/13)  
 Gerry Ruff, Def. (11/20)  
 1999 Eddie Johnson, Def. (9/20)  
 Robert Cooper, Off. (11/1)  
 Shawn Ferguson, Def. (10/19)  
 Chad Plummer, Off. (9/1)  
 Entire Defense (9/22)  
 Doug Johnson, Spec. (9/29)  
 Artrell Hawkins, Def. (9/29)  
 Tinker Keck, Def. (10/6)  
 Phillip Curry, Def. (10/27)  
 Tinker Keck, Spec. (10/27)



James Bettis

1996 Chad Plummer, Off. (9/9)  
 Chad Plummer, Off. (10/21)  
 Phillip Curry, Def. (9/9)  
 Chris Hewitt, Def. (11/25)  
 Eric Richards, Spec. (9/30)  
 Daryl Royal, Off. (9/30)  
 Steve Smith, Spec. (10/21)  
 Robert Cooper, Off. (10/28)  
 Eric Richards, Spec. (11/18)  
 Robert Tate, Spec. (11/25)

**ALL-LIBERTY BOWL ALLIANCE**

1995 Muhammed El-Mubarak, LB  
 Sam Barnes, DB  
 Chris Hewitt, DB  
 Jamie Lemire, OL  
 Robert Tate, WR & KR  
 (Special Teams Player of the Year)  
 Rick Minter (Coach of the Year)  
 1994 Matt Vaupel, OG

**ALL-INDEPENDENT FB ALLIANCE**

1993 Jocelyn Borgella, CB  
 Jason Coppess, LB  
 Chris Hewitt, KOR  
 David Small, RB  
 Ray Woodside, OG  
 1992 Alan Fletcher, FS  
 Marlon Pearce, WR

**ALL-METRO CONFERENCE**

1989 John Arena, OG  
 Marvin Bowman, FS  
 Jack Brusciannelli, LB  
 Phil Poirier, NT  
 1988 Chris Asbeck, DT  
 Daryl Huber, TE  
 Al McKinney, RB  
 Andrew Stewart, DE  
 1987 Chris Asbeck, DT  
 Bill Davis, WR  
 Phil Insalaco, PK  
 Roosevelt Mukes, WR  
 Andrew Stewart, DE  
 Reggie Taylor, RB (MVP)  
 Alex Gordon, LB  
 John Lewis, FS  
 Danny McCain, QB  
 Jason Stargel, WR  
 1985 Reggie Taylor, RB (MVP)  
 Shaun Burdick, P  
 Nick Gotovac, C  
 Danny McCain, QB  
 Richard Rhodes, S  
 Deno Foster, WR  
 Reggie Taylor, RB  
 1983 Gene Beck, OG  
 Don Goodman, FB  
 George Jamison, DE  
 1982 Gene Beck, OG  
 Allen Harvin, TB  
 Errol Cleveland, DE  
 Antonio Gibson, S  
 1981 James Bettis, TB (MVP)  
 Kari Yli-Renko, OT  
 Mike Brookins, LB  
 Antonio Gibson, S  
 1979 Farley Bell, DE



Gene Rossi

**ALL-MISSOURI VALLEY CONFERENCE**

1969 Jim O'Brien, E  
 Bob Merkich, OT  
 Earl Willson, LB  
 1968 Jim O'Brien, E  
 Bob Merkich, OT  
 Greg Cook, QB  
 Ed Nieman, OG  
 Lloyd Pate, HB  
 Tony Jackson, DB  
 Kevin Teismann, OG  
 Bob Amburgy, DB  
 1965 Rich Lucka, OT  
 Bill Bailey, HB  
 Doug DeRosa, DB  
 1964 Bob Taylor, T  
 Roger Perdrick, G  
 Al Nelson, HB  
 Brig Owens, HB  
 1963 Jim Curry, E  
 Darrell Cauley, G  
 Brig Owens, HB  
 1962 Royce Starks, HB  
 1961 Ken Byers, T  
 Rufus Simmons, G  
 1960 Ken Byers, T  
 Fred Oblak, HB  
 1959 Jim Leo, E  
 Jack Lee, QB  
 Ed Kovac, HB  
 Jack Lee, QB  
 Ed Kovac, HB  
 1957 Jim Leo, E  
 Ron Couch, G  
 Dick Seomin, C  
 Joe Morrison, HB  
 Barry Maroney, HB

**ALL-MID-AMERICAN CONFERENCE**

1952 Terry Boyle, G  
 Dom Del Bene, HB  
 Don Fritz, DE  
 Dick Goist, HB  
 Don Grammer, T  
 Gene Rossi, QB  
 Glen Sample, LB  
 Bill Shalosky, G  
 1951 Bob Dougherty, FB  
 Dick Jarvis, E  
 Andy Matto, T  
 Frank Middendorf, C  
 Gene Rossi, QB  
 Glen Sample, LB  
 Bill Shalosky, G  
 Bob Stratton, DB  
 1950 Jim Kelly, E  
 Frank Middendorf, C  
 Gene Rossi, QB  
 Bill Shalosky, G  
 Bob Stratton, DB  
 1949 Lee Haslinger, G  
 Jim Kelly, E  
 Tom O'Malley, QB  
 John Dougherty, FB  
 Jim Vilkoski, G  
 1948 Dick Langenbeck, T  
 Roger Stephens, HB  
 John Vilkoski, G



## ALL-AMERICANS




**Danny Barrett**

1982 AP Honorable Mention



**Bob Bell**

1970 Central Press Second Team  
1970 AP Third Team



**James Bettis**

1981 AP Honorable Mention



**Ken Byers**

1961 Williamson Ratings Second Team



**Terrill Byrd**

2007 AP Second Team



**Trevor Canfield**

2008 AP Second Team



**Toney Catchings**

1986 Honorable Mention Sporting News



**Trent Cole**

2004 CollegeFootballNews.com




**Greg Cook**

1968 AP Second Team  
1968 UPI Second Team  
1968 NEA Second Team



**Deno Foster**

1984 AP Honorable Mention



**Antonio Gibson**

1981 AP Honorable Mention  
1982 AP Honorable Mention



**Dick Goist**

1953 Honorable Mention  
1954 Honorable Mention



**Alex Gordon**

1986 AP Honorable Mention  
1986 Sporting News Honorable Mention



**Allen Harvin**

1982 AP Honorable Mention



**Kevin Huber**

2008 First Team (AP, AFCA, FWAA)  
2007 Consensus First Team  
2007 Walter Camp First Team



**George Jamison**

1983 AP Honorable Mention



**Keith Jenkins**

1975 Recap Honorable Mention



**Jim Leo**

1959 Williamson Rtg. Honorable Mention



**Tom Marvaso**

1975 Sporting News First Team



**Danny McCain**

1986 AP Honorable Mention

**Mike Mickens**

2008 Walter Camp Second Team  
2008 AP Third Team  
2007 FWA All-America First Team

**Al Nelson**

1964 AP Honorable Mention

**Ray Nolting**

1935 Honorable Mention

**Jim O'Brien**

1968 AP Honorable Mention  
1969 AP Honorable Mention  
1969 UPI Honorable Mention

**Dan Rains**

1977 AP Honorable Mention

**Gene Rossi**

1951 Honorable Mention  
1952 Honorable Mention

**Tom Rossley**

1968 AP Honorable Mention

**Jonathan Ruffin**

2000 First Team Consensus  
(AP, FWA, Walter Camp, Sporting News)  
2000 Lou Groza Award Winner

**Clarence Sanders**

1975 AP First Team  
1975 NEA Second Team

**Bill Shalosky**

1952 Honorable Mention

**Jason Stargel**

1986 Sporting News Honorable Mention

**Andrew Stewart**

1988 AP Honorable Mention

**Bob Stratton**

1951 Honorable Mention

**Reggie Taylor**

1984 AP Honorable Mention  
1985 AP Honorable Mention  
1986 AP Honorable Mention  
1986 Sporting News Honorable Mention

**Mike Woods**

1977 AP First Team  
1977 NEA First Team  
1977 Sporting News First Team

## ACADEMIC ALL-AMERICA



Kris Bjorson, TE  
1991 • First Team



Dave Canary, E  
1959 • First Team



Dave Faulkner, C  
1954 • First Team



Jeff Jones, P  
1989 • Second Team



Ed Kloboves, OG  
1969 • Second Team



John Kobalka, DT  
1997 • First Team



Jerry Momper, C  
1964 • Hon. Mention



Jim O'Brien, SE/K  
1969 • Third Team



Jason Stargel, WR  
1983 • Second Team



Kyle Stroh, DT  
1990 • First Team



Kari Yli-Renko, OT  
1981 • First Team



## ALL-STAR GAME PARTICIPANTS

### All-American Bowl

1959 Ed Denk, T  
1960 Jim Leo, E

### All-American Classic

1989 Marvin Bowman, DB

### American Bowl

1969 Greg Cook, QB  
1970 Jim O'Brien, E

### Blue-Gray Game

1951 Frank Middendorf, C  
1957 Barry Maroney, HB  
1959 Jack Lee, QB  
Max Messner, T  
1968 Greg Cook, QB  
Tom Rossley, E  
1975 Clarence Sanders, LB  
1976 Lou West, DB  
1986 Alex Gordon, LB (MVP)  
1989 Marvin Bowman, DB  
1992 Jamie Crysedale, C  
Ronnie Dixon, DT  
1996 Chris Hewitt, DB  
1999 Tinker Keck, DB

### Coaches All-America Game

1970 Jim O'Brien, E

### College All-Star Game

1953 Bill Shalosky, G  
1959 Joe Morrison, HB  
1960 Jim Leo, E (MVP)  
Ed Kovac, HB  
1962 Ken Byers, T  
1965 Al Nelson, HB  
1969 Greg Cook, QB (MVP)  
1971 Bob Bell, T

### East-West Shrine Game

1944 Jim Dougherty, HB  
1952 Bill Shalosky, G  
1955 Dick Goist, HB  
1954 Jack Campbell, G  
1964 Al Nelson, HB  
1969 Jim O'Brien, E  
1970 Bob Bell, T

1973 Tom Forrest, OG  
1975 Tom Marvaso, DB  
1976 Keith Jenkins, DB  
1987 Alex Gordon, LB  
Reggie Taylor, RB  
1988 Danny McCain, QB  
1989 Andrew Stewart, DE  
1992 Jamie Crysedale, C  
1999 Tinker Keck, S  
2000 Mario Monds, DT  
2007 Brent Celek, TE  
2008 Brandon Underwood, DB

### Florida Citrus All-Star Classic

1998 Chad Plummer, WR  
2000 Deontey Kenner, QB  
2002 Kirt Doolin, OL  
DeMarco McCleskey, RB  
Jonathan Ruffin, K (MVP)  
2003 Zach Norton, DB  
2004 Jamar Enzor, LB

### Hula Bowl

2008 Angelo Craig  
Glen "Digger" Bujnoch  
Anthony Hoke  
Haruki Nakamura

### Japan Bowl

1977 Dan Rains, DE  
1981 James Bettis, TB

### Las Vegas Classic

2004 Hannibal Thomas, WR  
2005 Chet Ervin, P  
Adam Roberts, DE

### North-South Shrine Game

1976 Gary Oetjen, C  
Lou West, DB

### North-South Game

1953 Bob Marich, G  
1959 Ed Kovac, HB  
Jim Leo, E  
Joe Morrison, HB  
1960 Ron Kostelnik, T

### All-Ohio Shrine Bowl

1972 Billy Hunter, S  
Ed Bolis, LB  
Denny Holthaus, OG  
1973 Reggie Harrison, HB  
Quincy Daniels, HB  
Mike Kleinhenz, LB  
1974 Mike Campbell, QB  
Jeff West, TE  
Jim Hoeh, DT  
1975 Jay Bonds, FB (MVP)  
Paul Hunter, DB  
Ed Jones, DT  
1976 Steve Bell, TE  
Harold Lee, FL  
Henry Miller, QB

### Senior Bowl

1952 Frank Middendorf, C  
1959 Joe Morrison, HB  
Dick Goist, HB  
1960 Jack Lee, QB (MVP)  
Ed Kovac, HB  
Jim Leo, E  
1969 Greg Cook, QB  
Tom Rossley, E  
1970 Jim O'Brien, E  
1971 Bob Bell, T  
1975 Tom Marvaso, DB  
1977 Mike Woods, LB  
1989 Andrew Stewart, DE  
Chris Asbeck, DT  
1996 Robert Tate, WR  
1997 Jason Fabini, OT  
Artrell Hawkins, CB  
Brad Jackson, LB  
Derrick Ransom, DE  
Mario Monds, DT  
2004 Trent Cole, DE  
2008 Connor Barwin, DE  
Trevor Canfield, OL  
Kevin Huber, P  
Mike Mickens, DB  
DeAngelo Smith, DB  
Brandon Underwood, DB

### Texas vs. the Nation All-Star Bowl

2007 John Bowie, CB



Barry Maroney  
1957 Blue-Gray Game Participant



Trent Cole  
2004 Senior Bowl Participant



Brandon Underwood  
2009 East-West Shrine Game Participant



Anthony Hoke, Haruki Nakamura, Digger Bujnoch, and Angelo Craig participated in the 2008 Hula Bowl.



Denny Holthaus  
1972 All-Ohio Shrine Bowl Participant



## NFL DRAFT CHOICES

**1940** **Rd.** **No.** **Team**  
John Popov, B 17 — Chicago

**1943** **Rd.** **No.** **Team**  
Nick Skorich, G 15 — Pittsburgh

**1944** **Rd.** **No.** **Team**  
Vern Ullon, E 5 — Brooklyn

**1946** **Rd.** **No.** **Team**  
Allen Richards, B 25 — Chicago Bears

**1947** **Rd.** **No.** **Team**  
Roger Stephens, B 4 — Chicago Bears  
Bill Smyth, T 5 — Los Angeles Rams  
Elbie Nickel, E 15 — Pittsburgh  
Fred Redeker, B 23 — Green Bay  
Dick Lagenbeck, T 27 — Philadelphia

**1948** **Rd.** **No.** **Team**  
Mike Graham, B 7 — Los Angeles Rams

**1950** **Rd.** **No.** **Team**  
Sheldon Dunlap, G 20 — Baltimore  
Tom Blake, G 30 — Baltimore

**1952** **Rd.** **No.** **Team**  
Frank Middendorf, C 12 — Washington

**1953** **Rd.** **No.** **Team**  
Bill Shalosky, G 5 — Chicago Cardinals  
Gene Rossi, B 11 — Baltimore  
Andy Matto, T 13 — Los Angeles Rams  
Jack Delaney, B 27 — Pittsburgh

**1954** **Rd.** **No.** **Team**  
Don Fritz, E 12 — Pittsburgh  
Bob Dougherty, B 20 — Los Angeles Rams

**1955** **Rd.** **No.** **Team**  
Terry Boyle, T 10 — Pittsburgh  
Dick Goist, E 12 — Detroit  
Jim Hoffman, B 28 — Los Angeles Rams  
Bob Howe, B 29 — Los Angeles Rams

**1956** **Rd.** **No.** **Team**  
Joe Miller, B 22 — Philadelphia

**1957** **Rd.** **No.** **Team**  
Jim Niemann, B 22 — New York Giants

**1958** **Rd.** **No.** **Team**  
Barry Maroney, B 13 — Detroit

**1959** **Rd.** **No.** **Team**  
Joe Morrison, B 3 — New York Giants  
Gene Johnson, B 9 — Philadelphia

**1960** **Rd.** **No.** **Team**  
Jim Leo, FL 3 — New York Giants  
Ed Kovac, B 6 — Chicago Bears  
Jack Lee, QB 6 — St. Louis Cardinals  
Max Messner, T 9 — Detroit  
Steve Rasso, B 16 — Detroit

**1961** **Rd.** **No.** **Team**  
Ron Kostelnik, G 2 — Green Bay

**1962** **Rd.** **No.** **Team**  
Ken Byers, T 7 — New York Giants

**1964** **Rd.** **No.** **Team**  
Jim Curry, E 6 — Dallas

**1965** **Rd.** **No.** **Team**  
Al Nelson, HB 3 — Philadelphia  
Brig Owens, DB 6 — Dallas  
Ted Rodosovich, G 12 — Baltimore

**1967** **Rd.** **No.** **Team**  
Jay Bachman, C 5 132 Green Bay

**1969** **Rd.** **No.** **Team**  
Greg Cook, QB 1 5 Cincinnati  
Lloyd Pate, RB 12 287 Buffalo

**1970** **Rd.** **No.** **Team**  
Jim O'Brien, WR/K 3 70 Baltimore

**1971** **Rd.** **No.** **Team**  
Bob Bell, DT 1 21 Detroit  
Jesse Taylor, RB 10 244 Washington

**1974** **Rd.** **No.** **Team**  
Evan Jolitz, LB 3 73 Cincinnati  
Tom Forrest, G 8 185 San Diego  
Reggie Harrison, RB 9 215 St. Louis Cardinals  
Sal Casola, K 17 434 Buffalo

**1975** **Rd.** **No.** **Team**  
Jeff West, TE/P 5 122 Cincinnati  
Chuck Bland, DB 12 304 Dallas

**1976** **Rd.** **No.** **Team**  
Tom Marvaso, DB 6 179 Washington  
Wentford Gaines, DB 9 265 Pittsburgh  
Ed Jones, G 14 378 San Diego  
Clarence Sanders, LB 17 463 San Diego

**1977** **Rd.** **No.** **Team**  
Keith Jenkins, DB 6 161 Atlanta  
Lou West, DB 11 296 Pittsburgh

**1978** **Rd.** **No.** **Team**  
Mike Woods, LB 2 52 Baltimore  
Mike Connell, P 10 260 San Francisco  
Charles Price, TE 10 264 San Diego

**1979** **Rd.** **No.** **Team**  
Bob Wright, T 11 286 Chicago

**1980** **Rd.** **No.** **Team**  
Farley Bell, LB 6 155 Washington

**1982** **Rd.** **No.** **Team**  
Kari Yli-Renko, T 8 222 Cincinnati  
Hobson Milner, RB 12 318 Minnesota

**1987** **Rd.** **No.** **Team**  
Alex Gordon, LB 2 42 New York Jets  
Reggie Taylor, RB 11 280 Cincinnati

**1988** **Rd.** **No.** **Team**  
Danny McCoin, QB 11 281 Cincinnati

**1989** **Rd.** **No.** **Team**  
Andrew Stewart, DE 4 107 Cleveland

**1993** **Rd.** **No.** **Team**  
Ronnie Dixon, DT 6 165 New Orleans

**1994** **Rd.** **No.** **Team**  
Mike Davis, CB 4 119 Houston  
Jocelyn Borgella, CB 6 183 Detroit

**1997** **Rd.** **No.** **Team**  
Sam Garnes, DB 5 136 New York Giants  
Robert Tate, WR 6 183 Minnesota

**1998** **Rd.** **No.** **Team**  
Artrell Hawkins, CB 2 43 Cincinnati  
Brad Jackson, LB 3 79 Miami  
Jason Fabini, OT 4 111 New York Jets  
Derrick Ransom, DT 6 181 Kansas City  
Rodrick Monroe, TE 7 237 Dallas

**1999** **Rd.** **No.** **Team**  
Chad Plummer, WR 6 204 Denver

**2001** **Rd.** **No.** **Team**  
Mario Monds, DT 6 186 Washington

**2002** **Rd.** **No.** **Team**  
LaVar Glover, CB 7 212 Pittsburgh

**2003** **Rd.** **No.** **Team**  
Antwan Peek, DE 3 67 Houston  
Jon Olinger, WR 5 159 Atlanta  
Blue Adams, CB 7 220 Detroit

**2005** **Rd.** **No.** **Team**  
Trent Cole, DE 5 146 Philadelphia  
Tyjuan Hagler, LB 5 173 Indianapolis  
Daven Holly, CB 7 215 San Francisco

**2007** **Rd.** **No.** **Team**  
John Bowie, DB 4 110 Oakland  
Brent Celek, TE 5 162 Philadelphia

**2008** **Rd.** **No.** **Team**  
Haruki Nakamura, DB 6 206 Baltimore  
Angelo Craig, DL 7 244 Cincinnati


**2009** **Rd.** **No.** **Team**  
Connor Barwin, DL 2 46 Houston Texans  
Kevin Huber, P 5 142 Cincinnati Bengals  
DeAngelo Smith, DB 5 143 Dallas Cowboys  
Brandon Underwood, DB 6 186 Green Bay Packers  
Mike Mickens, DB 7 227 Dallas Cowboys  
Trevor Canfield, OL 7 254 Arizona Cardinals



## BEARCATS IN THE PROS

The following is a list of Cincinnati Bearcats that have played in the NFL, a similar league that preceded, or co-existed with the NFL. A player must have served on the roster with a respective team to be listed.

Player	NFL Team
Blue Adams (2002)	Detroit, Jacksonville, Tampa Bay, Cincinnati
Bill Bailey (1965)	Buffalo, Cincinnati
Danny Barrett (1982)	Calgary, Toronto, British Columbia (CFL)
Jay Bachman (1966)	Denver
Bob Bell (1970)	Detroit, St. Louis
Farley Bell (1979)	New England, Washington (USFL)
Troy Bodine (1984)	Ottawa (CFL)
Vaughn Booker (1991)	Kansas City, Green Bay, Cincinnati
Jocelyn Borgella (1993)	Detroit
John Bowie (2006)	Oakland
Ken Byers (1961)	N.Y. Giants, Minnesota
Vince Carreker (1985)	Cleveland
Toney Catchings (1986)	Cincinnati
Brent Celek (2006)	Philadelphia
Antonio Chatman (2000)	Green Bay, Cincinnati
Trent Cole (2004)	Philadelphia
Mike Connell (1977)	Washington, San Francisco
Greg Cook (1968)	Cincinnati
Jamie Crysdale (1992)	Calgary (CFL)
Mike Davis (1993)	Houston, Cleveland
Mike Derks (1984)	Hamilton (CFL)
Nate Dingle (1993)	Baltimore, L.A. Rams
Ronnie Dixon (1992)	New Orleans, Philadelphia, N.Y. Jets
Jamar Enzor (2004)	N.Y. Jets
Troy Evans (2000)	Houston, New Orleans
Jason Fabini (1997)	N.Y. Jets, Dallas, Washington
Bill Feldhaus (1935)	Detroit
Deno Foster (1984)	Ottawa (CFL)
Randy Fournier (1980)	Calgary, Hamilton, British Columbia (CFL)
Andre Frazier (2004)	Pittsburgh, Cincinnati
Wentford Gaines (1975)	Chicago
Sam Garnes (1996)	N.Y. Giants, N.Y. Jets
Antonio Gibson (1982)	Philadelphia, Baltimore (USFL), New Orleans
LaVar Glover (2000)	Cincinnati
Don Goodman (1983)	St. Louis
Darryl Goosby (1982)	Denver (USFL)
Alex Gordon (1986)	N.Y. Jets, L.A. Raiders, Cincinnati
Tyjuan Hagler (2004)	Indianapolis
Reggie Harrison (1973)	Pittsburgh
Allen Harvin (1982)	Philadelphia, Baltimore (USFL), Washington
Artrell Hawkins (1997)	Cincinnati, Carolina, N.Y. Jets, New England
Chris Hewitt (1996)	New Orleans
Daven Holly (2004)	Chicago, Cleveland
Mike Hurst (1982)	Washington (USFL)
Brad Jackson (1997)	Baltimore, Carolina
George Jamison (1983)	Baltimore (USFL), Detroit, Kansas City



Joe Morrison

Ken Byers

Artrell Hawkins

Jason Fabini

Antwan  
PeekRon  
Kostelnik

Jim O'Brien

Troy Evans

Player	Team
Mel Jenkins (1983)	Calgary (CFL), Seattle, Detroit
Al Johnson (1971)	Houston
Gene Johnson (1958)	N.Y. Giants, Philadelphia
Evan Jolitz (1973)	Cincinnati
Rich Karlis (1980)	Denver, Minnesota, Detroit
Ron Kostelnik (1960)	Green Bay
Ed Kovak (1959)	Chicago
Howie Kurnick (1979)	Cincinnati
Jack Lee (1959)	Kansas City, Houston, Denver
Jim Leo (1959)	N.Y. Giants
Freddie Logan (1982)	Michigan (USFL)
Tom Marvaso (1975)	N.Y. Jets
Danny McCain (1987)	Detroit
Max Messner (1959)	Detroit, N.Y. Giants, Pittsburgh
Mario Monds (2000)	Cincinnati, N.Y. Giants
Rodrick Monroe (1997)	Atlanta, Cleveland
Joe Morrison (1958)	N.Y. Giants
Haruki Nakamura (2007)	Baltimore
Al Nelson (1964)	Philadelphia
Elbie Nickel (1946)	Pittsburgh
Rob Niehoff (1986)	Cincinnati
Ray Nolting (1935)	Chicago
Zach Norton (2003)	Baltimore
Jim O'Brien (1969)	Baltimore, Detroit
Jon Olinger (2002)	Carolina
Tom O'Malley (1949)	Cleveland
Brig Owens (1964)	Washington
Lloyd Pate (1968)	Buffalo
Antwan Peek (2002)	Houston, Cleveland
Roger Perdrix (1964)	Ottawa (CFL)
Chad Plummer (1998)	Indianapolis, Cincinnati
Phil Poirier (1989)	Calgary (CFL)
Dan Raines (1977)	Chicago
Derrick Ransom (1997)	Kansas City, Arizona
Gene Rossi (1952)	Calgary (CFL)
Clarence Sanders (1975)	Kansas City
Jon Sawyer (1986)	New England
Dan Sellers (1986)	Toronto, British Columbia (CFL)
Nick Skorich (1942)	Pittsburgh
Bill Smythe (1946)	Los Angeles, Cleveland
Bob Stratton (1951)	Toronto (CFL)
Andrew Stewart (1988)	Cleveland, Cincinnati
Clint Stickdorn (2004)	Detroit
Jake Sweeney (1940)	Chicago
Robert Tate (1996)	Minnesota, Baltimore, Arizona
Reggie Taylor (1986)	Tampa Bay, British Columbia (CFL)
John Thornton (1990)	Cleveland
Clem Turner (1966)	Cincinnati
Jeff West (1974)	San Diego, St. Louis, Seattle
Mike Woods (1977)	Baltimore
Mike Wright (2004)	New England
Kari Yli-Renko (1981)	Chicago, New Jersey, Baltimore (USFL), Calgary (CFL)

Note: Last season as a Bearcat in parentheses.

**ALL-TIME LETTERWINNERS****A**

Abramowicz, Stan 1941-42  
 Abrams, Joe 1988-90-91-92  
 Abrahams, Mortimer 1906-07-08-09  
 Ackerson, D. Hayward 1907  
 Adams, Blue 1998-00-01-02  
 Adams, Derrick 1999-00-01-02  
 Adams, Dorian 1992-93-94-95  
 Adams, Edward 1905-06  
 Agger, Eugene 1900  
 Ahiborn, C.A. 1885  
 Alberts, Butch 1969-70-71  
 Alexander, Edwin 1939  
 Allen, Darryl 1964-65-66  
 Allen, Ernest 1991-92-93-94  
 Allen, Jim 1945  
 Allen, John 1909-10-11-12  
 Allen, Marvin 2001  
 Alliger, Don 1958  
 Alli, Kazeem 2006-07-08  
 Altamer, Harold 1916-17  
 Ambers, Willie 1976-77  
 Amburgy, Bob 1966-67-68  
 Ames, Edward 1917  
 Amlin, Kenny 1945  
 Anderson, Chazz 2008  
 Anderson, John 1960  
 Anderson, Josh 1994-96-97-98  
 Anderson Paul 1990-91-92  
 Anderson, Roger 1939  
 Anderson, Trevor 2005-06  
 Anderson, William 1947-48  
 Andino, Lazaro 1985  
 Andreadis, Harry 1951-52-53-55  
 Andrew, Timmy 1989-90  
 Androit, Don 1977-78-79-80  
 Anthony, Floyd 1950-51-52  
 Apke, Joe 1983-84  
 Archer, Mickey 1978  
 Archer, Terry 1984-85  
 Archie, Chris 1998  
 Arena, John 1988-89-90-91  
 Armstead, Fred 1997  
 Armstrong, Robby 2008  
 Arnold, Terry 2003  
 Asbeck, Chris 1985-86-87-88  
 Atkinson, Santo 1972-73-74  
 Aukerman, Norm 1954-55-56  
 Austin, John 1967

**B**

Baarendse, Bruce 1978-79-80-81  
 Babcock, Joe 1945  
 Babylon, Elva 1928  
 Bachman, Charles 1903  
 Bachman, Jay 1965-66  
 Bachman, Nathan 1922-23  
 Bachman, Stanley 1907  
 Backherms, Alvin 1915-16  
 Bacon, Jon 1993-94-95  
 Baehr, Lenoard 1913-14-15  
 Baer, Carl 1897-98-99  
 Bahman, Robert 1890  
 Baker, Chad 1994  
 Bailey, Art 1976-77  
 Bailey, Bill 1964-65  
 Bailey, Gilbert 1890  
 Balkum, Milt 1966-67-68  
 Ballard, Brad 1980-81  
 Ballard, Clark 1932-33-34-35  
 Ballard, Terry 1964-66  
 Ballman, Harry 1931  
 Banks, Aldolphous 1965  
 Banks, Ed 1959-60-61  
 Bardaro, Joe 1968-69  
 Barklow, J. Paul 1929-30

Barnett, Marcus 2007-08  
 Barney, Ernest 1929-30  
 Barone, Robert 1985  
 Barrett, Dan 1979-80-81-82  
 Barrett, Dennis 1965  
 Barrett, Mike 1966-67-68  
 Barwin, Connor 2005-06-07-08  
 Bass, Butch 1973-74-75-76  
 Bass, William 1896-97  
 Bates, Doug 1989  
 Bates, Hugh 1901  
 Battle, Dominique 2008  
 Bauer, Bert 1947  
 Bauer, Edwin 1917-18  
 Bauer, Wilber 1923-24  
 Beal, Eric 1995-96  
 Beck, Gene 1982-83  
 Beckman, Roland 1957  
 Beckum, Steve 1976-77  
 Bedway, John 1940-41-42  
 Beebe, Henry 1909  
 Belew, Steve 1985  
 Bell, Bob 1968-69-70  
 Bell, Chris 1979-80  
 Bell, Farley 1978-79  
 Bell, Steve 1974-75-76  
 Bellamah, Howard 1947-48-49  
 Bellisari, Mike 1978  
 Benham, Robert 1932  
 Bennett, Mike 1987-88  
 Bennett, William 1890  
 Bennie, Dan 1967  
 Benton, Butler 2004-05-06-07  
 Benzinger, Joseph 1949-50-51  
 Berry, Dwayne 1976-77-78  
 Berry, W. Durrant 1894-95  
 Bertholf, Bruce 1969  
 Bertram, Bill 1975-58-59  
 Bertucci, David 1998-99  
 Betteman, H. W. 1886-87  
 Bettis, Jim 1979-80-81  
 Bible, Dana 1973-74-75  
 Bible, Daryl 1979-80  
 Biedinger, Harry 1908  
 Biggs, Ken 1996-97-98  
 Billings, DeMarcus 1999-00-01-02  
 Binns, Armon 2007-08  
 Birt, Charles 1924-25  
 Bissmeyer, Albert 1910-11-12  
 Bittekofer, Jack 1948-49  
 Bjorson, Kris 1989-90-91-92  
 Black, Charles 1956-57-58  
 Black, Sam 1995  
 Blackwood, Paul 1993-94  
 Blake, Tom 1946-47-48  
 Bland, Charley 1973  
 Blank, Denny 1966-67-68  
 Blascovich, Ben 1957-58  
 Blasick, Frank 1961  
 Blau, John 1913  
 Blaylock, Jeff 1991-92-93-94  
 Blum, Bob 1950  
 Bockhorst, Mike 1988  
 Bodine, Troy 1983-84  
 Bodnar, Bob 1958  
 Boehme, Doug 1977  
 Bohl, Harold 1928-29  
 Bohnert, Doug 1976  
 Bohrer, Robert 1938-39  
 Bolar, Diron 1993-94  
 Bolis, Ed 1970-71-72  
 Bolser, Harvey 1945  
 Bolton, Jeremy 2004-06  
 Bonds, Jay 1974-75  
 Bonner, Cornelius 1996-97-98  
 Booker, Vaughn 1987-91

**C**

Boone, Jonathon 1992  
 Booze, Bill 1980-81-82-83  
 Borgella, Jocelyn 1990-91-92-93  
 Boslet, Dan 1992-93  
 Boss, Ralph 1915  
 Bowen, Joseph 1923  
 Bowie, John 2003-04-06  
 Bowman, Marvin 1985-87-88-89  
 Box, Harry 1902  
 Boyle, Dan 1976  
 Boyle, Terry 1952  
 Bradford, Ray 1923-24-25  
 Bradford, William 1923-24-25  
 Bradner, George 1923  
 Brayboy, Gerard 1996-97-98  
 Brennan, Tim 1982-83  
 Brill, Don 1948-49-50  
 Brilliant, Pierre 1995-96-97  
 Brinson, Jerome 1982-83  
 Britford, Mike 1990-91-92-93  
 Brockman, Don 1971-72-73  
 Brokaw, G. 1905  
 Brookins, Mike 1978-79-81  
 Brooks, Arnold 1986  
 Brown, Mike 2002-03  
 Brown, Rob 1983  
 Brown, Robert 1989-90  
 Brown, Ryan 2004-05  
 Brown, Scott 1990-91-92  
 Brown, William 1931-32  
 Brunhoff, Henry 1920-21  
 Brunn, Gary 1976-77  
 Brunt, Ray 1993-94-95-96  
 Brusciannelli, Jack 1988-89  
 Bryant, Damon 1990-91  
 Bryant, Lester 1940-45  
 Bryant, Ron 1968-70-71  
 Buchanan, Harry 1910-11-12  
 Buel, Harry 1887  
 Buerger, Frederick 1911-12-13  
 Bujnoch, Digger 2004-05-06-07  
 Bunker, Al 1933  
 Burdick, Frank 1933  
 Burdick, Shaun 1983-84-85-86  
 Burleson, Mike 1967  
 Burns, Victor 1903  
 Burrow, Jeff 1996-97-98-99  
 Bursiek, Ralph 1928-29-30  
 Bury, Brad 2005  
 Bush, Eric 1988-91  
 Butcher, H. G. 1899  
 Butler, Aaron 2000-01  
 Butler, George 1971-72-73  
 Butz, Charles 1895-96  
 Butz, John 1976-77-78  
 Byers, Ken 1959-60-61  
 Byrd, Jim 1967  
 Byrd, Terrill 2005-06-07-08  
 Byrd, Vince 1997-98

Carmon, Chris 1988-89-90-91  
 Carmon, Jim 1989-90-91-92  
 Carozzoni, Joe 1978-79-80-81  
 Carpenter, Dan 1962  
 Carpenter, Jon 2004-05-06-07  
 Carreker, Vincent 1985  
 Carson, Arch 1885-86-87-88-89  
 Carter, Lewis 1998-99-00-01  
 Carthan, Larry 1980-81-82  
 Carvitti, Tony 2003-04-05-06  
 Casey, Steve 1990-92  
 Casola, Sal 1971-72-73  
 Catanella, Nick 1971-72  
 Catchings, Toney 1985-86  
 Catenacci, John 1976  
 Catlow, William 1887  
 Cauley, Darrell 1961-62-63  
 Cedeno, Edgar 1995  
 Celek, Brent 2003-04-05-06  
 Certain, Doug 1981-82  
 Chambers, Clark 1972  
 Chambers, William 1892-93  
 Champion, Hassan 1995-96-97-98  
 Chapman, H.G. 1916-17  
 Charity, Bob 1976-77  
 Charls, George Herbert 1898-99  
 Chase, John 1975  
 Chatman, Antonio 1999-00  
 Chayra, Steve 1996-97  
 Cherkiss, Bob 1972  
 Chernek, Dave 1960  
 Cherrington, Frank 1904  
 Childress, Rick 1984-85-86  
 Chiodi, Andy 1960-61  
 Chirchella, Mike 1979-80  
 Chisolm, Dwayne 1979-80-81-82  
 Chlebeck, Tom 1967  
 Chrisman, Claude 1893  
 Citron, Herbert 1945  
 Claggett, Thomas 2005-06  
 Clancey, J.A. 1904  
 Clark, Cornelius 1981-82-83  
 Clark, Michael 1976-77-78-79  
 Clark, Mike 1973-74-75  
 Clemens, Mel 1951  
 Cleveland, Errol 1981-82-83  
 Clifford, Tyler 2008  
 Climer, William 1928-29  
 Clyde, Edgar 1913  
 Cobb, Bob 1976  
 Cobb, C.J. 2007  
 Cobb, Fred 1976-77-78  
 Cobb, Gardner 1973-75-76-77  
 Cockowski, Jim 1963  
 Cockrell, Johnathan 1988-89-90-91  
 Coffee, Shane 1989  
 Cole, Lowery 1996-97  
 Cole, Trent 2002-03-04  
 Coleman, Marcus 1994  
 Colton, Anthony 2002-03  
 Cokes, Shawn 1989  
 Collaros, Tim 1967  
 Collaros, Zach 2008  
 Collett, Steve 1970  
 Collins, Doug 1965-66-67  
 Collins, Jack 1969  
 Collins-Baker, Jason 1997-98-99-00  
 Comchoc, Rudy 1954-55  
 Conatser, Ken 1959-60-61  
 Conatser, Will 1952-53-54  
 Concilia, Joe 1951-52-53  
 Connell, Mike 1974-75-76-77  
 Conner, Chuck 1957  
 Constable, Charles 1917-18-20  
 Converse, Howard 1959-60  
 Cook, Brent 1969-70

Cook, Greg 1966-67-68  
 Cook, Jim 1936  
 Cook, Walter 1900-01-02  
 Coons, Edgar 1921  
 Cooper, Jackie 1988-89  
 Cooper, Robert 1996-97-98-99  
 Cooper, Russell 1980  
 Coppess, Jason 1990-91-92-93  
 Coppola, Bob 1999-00  
 Coppola, Ted 1963-64  
 Costello, Walter 1902  
 Cornett, Torry 2006-07-08  
 Couch, John 1885  
 Couch, Ron 1955-56-57  
 Cousins, Mike 1970-71  
 Cowan, Steve 1969-70-71  
 Coyle, Max 1939-40  
 Craggette, Hosea 1970-72  
 Craig, Angelo 2005-06-07  
 Craig, Lewis 1931  
 Crampton, Frank 1928  
 Crawford, Mark 1980-81-82-83  
 Cretors, Paul 1940  
 Crist, Ray 1924  
 Croake, William 1916-17  
 Crolley, Frank 1920-21  
 Cross, Frank 1891  
 Croucher, James 1940  
 Crumrine, Chuck 1956-57-58  
 Cry, Leonard 1986-87-88  
 Crysdale, Jamie 1989-90-91-92  
 Cummins, James 1937  
 Cunningham, Eldon 1899-1900  
 Curl, Joe 1979-80  
 Curry, Jim 1962-63  
 Curry, Phillip 1994-95-96-97  
 Cusumano, Mike 1977-78  
 Cygan, Joe 1969  
 Cynkar, Lou 1967

**D**

Dablow, Steve 1967  
 Daley, Jim 1976-77-78  
 Dallen, Tom 1993-94  
 Daniels, Alex 2008  
 Daniels, Kwesti 1998  
 Daniels, Matt 1985  
 Daniels, Mike 2003-04-05-07  
 Daniels, Quincy 1972  
 Darden, Malcolm 1983-84  
 Daum, Fred 1938-39  
 Davila, Nick 2005-06  
 Davis, Adolph 1910-11-12  
 Davis, Antonio 1999-00  
 Davis, Bill 1985-86-87-88  
 Davis, Bryan 1999  
 Davis, Evan 2008  
 Davis, G. Allen 1931-32-33  
 Davis, Hank 2005  
 Davis, Joe 1963  
 Davis, Larry 1961  
 Davis, Michael 1991-92-93  
 Davis, Wilford 1916-17-18  
 Dawley, Cedric 2003  
 De Rosa, Charles 1963  
 Deatherage, J.R. 2000-01  
 DeFillipo, Nick 2006-07  
 DeGarmo, Al 1945  
 Deinhart, Marty 1980  
 Del Bene, Don 1951-52-53  
 Del Fine, Michael 1953  
 Del Rosa, Bob 1956-57-58  
 Del Rosa, Gus 1954-55-56  
 Delaney, Jack 1950-51-52  
 DeLucia, Dave 1975-76-77  
 Denk, Ed 1956-57-58

Denk, Jim 1966  
 Denser, Clarence 1914-15-16  
 Derks, Mike 1984  
 DeRosa, Doug 1962-65  
 DeVincentis, Larry 1957  
 DeWalt, Carl 1974-76-77  
 DeWitz, Keith 1957  
 Dickerson, Richard 1903-04  
 Dickson, William 1894-95-96  
 Diehl, George 1891  
 Dillhoff, Glen 1951-52-53-54  
 Dingle, Nate 1990-91-92-93  
 Dixon, Joe 1998-99-00  
 Dixon, Malloy 1938-39-41  
 Dixon, Rob 2002  
 Dixon, Ronnie 1990-91-92  
 Dixon, Troy 1987-88  
 Dodd, Brian 2003  
 Dolinski, Joel 1994-95-96-97  
 Doolin, Kirt 1998-00-01-02  
 Dorsey, Ron 1970-71  
 Dost, Frank 1929-30  
 Douds, Andy 1936  
 Dougherty, Bob 1951  
 Dougherty, Jim 1947-48-49  
 Drake, Hall 1945-46-47  
 Drewery, Robert 2000-01  
 Driscoll, Jim 1950  
 DuBray, Ernest 1907-08-09-10  
 Ducksens, Bob 1990-91-92-93  
 Dudley, Walter 2002-03-05  
 Duenas, Mario 2006-07  
 Dufford, Jack 1939  
 Duncan, Harry 1933-34-35-36  
 Dunlap, Sheldon 1947-48-49  
 Dyke, John 1988

**E**

Eastlake, Steve 2003-04-05  
 Easton, Russell 1909-10-11-12  
 Eaton, Lyman 1893-94-95-96  
 Ebberts, Howard 1941  
 Eddington, Derrick 2003  
 Edwards, Steve 1979-80-81-82  
 Edwards, Willis 1999-00-01-02  
 Egenolf, Tom 1981-82-83-84  
 Eiben, Larry 1967-68-69  
 Eilerman, Joe 1977-78-79  
 Eilers, Henry 1917-18-19-20  
 El-Amin, Khalil 2005-07-08  
 Elchynski, Ted 1959  
 Elliott, Dante 1998-99-00  
 Elmingier, Steve 1985  
 El-Mubarak, Muhammed 1991-93-94-95  
 Emerson, Lowe 1896  
 Emmerich, Charles 1936  
 Emmerich, Gus 1935  
 Enzor, Jamar 2001-02-03-04  
 Ervin, Ron 1969-70-71  
 Ervin, Chet 2002-03-04-05  
 Estadt, Dick 1960  
 Evans, Percy 1995-96-97-98  
 Evans, Phil 1956  
 Evans, Troy 1999-00  
 Everham, Arthur 1900-01

**F**

Fabini, Jason 1994-95-96-97  
 Fabis, Glenn 1976-78-79-80  
 Farfing, Patrick 2003-04-05-06  
 Faris, Jim 1945  
 Farkas, Glenn 1987-88-89-90  
 Farrell, Tom 1961  
 Faulkner, Dave 1952-53-54  
 Fayton, Robert 1980



Joe Abrams



Kris Bjorson



Bob Charity




Ed Denk



Dick Estadt



Patrick Farfing



Don Goodman

Feaster, John 2002-03  
 Fein, Rick 1973-75  
 Felchner, Bill 1971  
 Felder, Darius 1993-94-95-96  
 Feldhaus, Bill 1934-35-36  
 Felsner, Glen 1983  
 Fenker, Clem 1911-12-13  
 Fenlon, Robert 1946-47-49  
 Fennekohl, Art 1927  
 Fennel, Adolph 1900-01-02  
 Fennell, Clem 1970-71-72  
 Fenzel, Al 1945  
 Ferguson, Bill 1939  
 Ferguson, Delbert 2006-07-08  
 Ferguson, Shawn 1995-97-98  
 Fick, John Edward 1918  
 Fields, Ivan 1999-00-01-02  
 Filger, Joseph 1925-26-27  
 Finch, Neil 1907  
 Fink, David 1988-89  
 Fishback, Victor 1914-15  
 Fisher, Frank 1907  
 Fisher, N.V. 1927-28  
 Fitzgerald, Chuck 1991-92  
 Fitzgerald, Leroy 1931-33  
 Fitzgerald, P.H. 1920-21  
 Flach, Fred 1903-04  
 Flaherty, Mike 1965  
 Fleming, Bob 1945  
 Fletcher, Alan 1991-92-93  
 Fletcher, Tom 1969-70  
 Flohr, Ralph 1909-10-11-12  
 Flores, Chris 2006-07  
 Fogler, Jim 1981-82-83  
 Foley, Albert 1937  
 Foley, Louis 1893  
 Foley, William T. 1905-06  
 Ford, Ed 1966  
 Ford, Marion 1971-72-73  
 Foreman, Butch 1967-68-69  
 Foreman, William 1896-97  
 Forrest, Ted 1998-99-00-01  
 Forrest, Tom 1970-72-73  
 Foster, Dena 1981-82-83-84  
 Foster, Trevor 1992-93-94-95  
 Fournier, Randy 1977-78-79-80  
 Fowler, Bill 1973-74-75  
 Fowler, Ken 1993-94-95  
 Francoise, Bill 1977  
 Francisco, Shaun 1990  
 Franklin, Cliff 1942  
 Frankos, Nick 1982-83-84-85  
 Franz, Ron 1957-58-59  
 Fratz, Arthur 1918-20-21-23  
 Frazier, Andre 2001-02-03-04  
 Freeman, E.R. 1885  
 Freese, Ollie 1942-46  
 Frey, Carl 1918-19  
 Friedman, Sid 1938-39-40-41  
 Fries, Daniel 1914-19-20  
 Frisina, Mike 1977-78  
 Fritsch, Louis 1899-00  
 Fritz, Don 1951-52-53  
 Fry, Chip 1977  
 Fugere, Rich 1963-64-65  
 Fuller, Bobby 1998-99  
 Fulop, Jeff 1988-89-90-91  
 Fulton, Ivan 1995-96  
 Furste, Wesley 1903

**G**

Gaines, Wentford 1974-75  
 Ganelli, Dave 1969-70  
 Gant, London 1936  
 Gantert, Steve 1976-78-79-80  
 Garden Lloyd 1998-99-00  
 Gardner, Josh 1999-00-01-02  
 Garmes, Sam 1993-94-95-96  
 Garnett, Robert 1991-92-93-94



Brad Griffin

Garofolo, Joe 1974  
 Garvin, Dan 1937-38-39  
 Garvin, Milton 1937-38-39  
 Garvin, Pete 1946  
 Gates, Edward 1892  
 Gates, Mike 1979-80-81-82  
 Geiser, Bob 1957  
 George, Chris 1995  
 George, Eric 1985  
 George, Ron 1966  
 Gerdson, Al 1939  
 Germany, Donald 2003-04-05  
 Giacometti, Dean 1940-41  
 Giannandrea, John 1957-58-59  
 Gibboney, Larry 1936-37  
 Gibbs, Kirk 1999-00  
 Gibbs, Robert 1979-80-83  
 Gibson, Antonio 1981-82  
 Gibson, Gene 1949-50  
 Gibson, Jim 1942  
 Giddens, Antwan 2004-05-07  
 Giebel, Robert 1914  
 Gilliland, Sam 1936  
 Gilliland, William 1930-31-32  
 Gilyard, Mardy 2005-07-08  
 Glasgow, Charles 1920-22-23  
 Glasgow, Russell 1922-23-24  
 Glatthaar, Bradley 2004-05-06-07  
 Glover, LaVar 1998-99-00-01  
 Golewski, Stan 1951-52-53  
 Goebel, John 2006-08  
 Gohenn, Richard 1910-11-12  
 Goist, Dick 1951-52-53-54  
 Golding, William 1937  
 Goldmeyer, Clifford 1929-30-31  
 Goodman, Phil 1960-61-62  
 Goodman, Dominick 2005-06-07-08  
 Goodman, Don 1982-83  
 Goosby, Darryl 1981-82  
 Goosman, Herbert 1913-14-15  
 Gordon, Alex 1983-84-85-86  
 Gordon, Glenn 1999  
 Gordon, Jack 1951-55-56  
 Gordon, Walt 1956-57-58  
 Gordon, Mike 1968  
 Gossett, DeJuan 1997-98-99-00  
 Gotovac, Nick 1984-85  
 Grace, Ralph 1936  
 Grad, John 1960-61  
 Grady, Tim 1969-70  
 Graham, Jeff 1986-87  
 Graham, Mike 1942-46-47  
 Gramann, Mike 1983-84  
 Grammer, Donald 1950-51-52  
 Grant, Reggie 1992-93-94  
 Graves, Bill 1957-58-59  
 Grawe, William 1930  
 Gray, Geoffrey 1903  
 Graydon, Joseph 1893  
 Green, Bo 1978-79-80-81  
 Green, George 1898  
 Green, Gordon 1954-55-56  
 Green, Jim 1967  
 Green, Trey 1983-84-85-86  
 Greenbaum, Walter 1900  
 Greene, Marcellus 1977  
 Greenlees, Campbell 1889  
 Gregg, Clifford 1915-16-17  
 Gregg, Daniel 1909  
 Gregg, Ellis 1914-15-16  
 Gretchen, Mike 1940-41-46  
 Greuenslaeger, Steve 1985  
 Griest, Howard 1941  
 Griffin, Brad 1983-84  
 Griffin, Sam 2007-08  
 Grigas, Charles, 1963  
 Griggs, Mark 1978  
 Grimes, Mike 1977  
 Grimsley, Dan 1988-89-90-91




Walter Heuck

Grooms, Terry 1993-94-95-96  
 Grothaus, Keith 1975  
 Grubb, Ted 1997-98  
 Grutza, Dustin 2005-06-07-08  
 Guidugli, Ben 2007-08  
 Guidugli, Gino 2001-02-03-04  
 Gulick, Richard 1936  
 Guyot, Noel 1951-52-53-54  
 Guzda, Mike 1990-91-92-93  
 Gwynne, Dave 1959

**H**

Haas, Elwood 1917  
 Habekotte, Georgia 1916  
 Haby, Linus 1934-35-36  
 Haehnel, Elmer 1909-10  
 Hagans, Aaron 1977-78-79  
 Hagler, Tyjuan 2002-03-04  
 Hailey, Ben 1980-81-82-83  
 Hall, Chas 2000  
 Hall, James 1932-33-34-35  
 Hall, JaJuan 2003-04-05-06  
 Hall, Lionel 1939-40  
 Hall, Richard 2002-03-04  
 Hall, William O. 1911-12  
 Hallerman, Lee 1924-25-26  
 Hallett, Arthur 1928-29-30  
 Hamilton, Joe 1998-99  
 Hamm, Tremell 1993  
 Hammel, John 1887  
 Hampton, Guy 1979  
 Handwerker, David 1978-79  
 Hanks, Francis 1918  
 Hanna, Clarence 1945  
 Harden, Zeke 1971-72  
 Harder, Tim 1988  
 Hardin, Ollie 1949  
 Harding, Darrell 1992-93-94-95  
 Hargrave, Carl 1981-82-83  
 Harlan, Nate 1950-51-52  
 Harless, Ted 1961  
 Harned, Mark 1914  
 Harp, Lance 1991-92-93  
 Harp, Larry 1960-61  
 Harper, Eric 1997-98  
 Harris, David 2000-01-02  
 Harris, Bob 1982  
 Harris, Rodney 1990  
 Harrison, Joe 1999-00-01  
 Harrison, William 1929-30  
 Harrison, Reggie 1971-72-73  
 Harry, Joseph 1885-86  
 Hart, Dennis 2002-03  
 Hartkopf, Leif 1979-80  
 Hartman, Jim 1942  
 Hartong, Hank 1961  
 Hartzell, Morton 1894-95  
 Harville, Cecil 1952  
 Harvin, Allen 1978-79-80-81-82  
 Harwell, Tedric 2001-02-03-04  
 Haslinger, Lee 1949-50-51  
 Hatcher, Bryant 1989  
 Hauk, Joe 1948-49  
 Hauser, Dan 1975  
 Hausfeld, Robert 1987-88  
 Hawkins, Artrell 1994-95-96-97  
 Haydon, John 1891  
 Hayes, Ron 1974-75-76  
 Hays, Harry 1887-88  
 Hays, Larry 1960-61-62  
 Hazel, Kevin 2002-03  
 Hebbeler, Joe 1959  
 Heffron, Ron 1983-84  
 Heidorn, Ray 1966-67  
 Heil, Phillip 1931-32-33  
 Heineman, Scott 1977-78-79-80  
 Heindol, Frederick 1916-19-20  
 Heinz, Bill 1969  
 Heitkamp, Greg 1987-88



Paul Johnson

Heizmann, Les 1948  
 Helm, Tony 1979-80-81-82  
 Henderson, Jim 1969-71  
 Hendricks, Charles 1903  
 Heneveld, Craig 1969-70-71  
 Hergott, Greg 1998-99  
 Herman, Roman 1924-25-26  
 Hermann, John 1930-31  
 Hernadez, Oscar 1983  
 Hess, Barry 1961  
 Hessel, Edward 1932  
 Hessler, Harvey 1924  
 Heuck, Alphonso 1887  
 Heuck, Robert 1909-10-11-12  
 Heuck, Walter 1910-11  
 Hewitt, Chris 1993-94-95-96  
 Hibbard, Merrill 1893-94-95-96  
 Hice, Nate 1999-00  
 Hice, Joe 1985-86-87-88  
 Hicks, Louis 1913  
 Higgins, Phil 1961-62-63  
 Hill, Howard 1978  
 Hilliard, Mike 1970-71  
 Hilton, Tomaz 2008  
 Hinson, John 2003  
 Hoeh, Jim 1972-73-74  
 Hoffman, Alex 2008  
 Hoffmeister, Charles 1905-06-09  
 Hogg, Cassius 1888  
 Hoke, Anthony 2004-05-06-07  
 Hollaender, Dave 1945  
 Holland, Robert 1902-03  
 Holly, Daven 2001-02-03-04  
 Holmes, Fred 1937  
 Holstein, Jim 1950  
 Holterhoff, Ralph 1892-93-94  
 Holthaus, Denny 1969-71-72  
 Hood, 1909  
 Hoog, Don 1988-89  
 Hoog, Doug 1988-89-90-91  
 Hoose, Jim 1964-65-66  
 Hoover, Adam 2000-01  
 Hopkins, William 1918-19  
 Hoppel, Adam 2006-07-08  
 Horschel, Joe 1969-70  
 Horton, Antoine 2003-04-05-06  
 Householder, Mark 1978-79-80  
 Houser, Don 1990  
 Howard, 1905  
 Howard, Charley 2007-08  
 Howard, Steve 1984-85  
 Howell, Bob 1961-62-63  
 Howles, James 1924-25  
 Hrnyak, Nick 1968-70  
 Huber, Daryl 1985-86-87-88  
 Huber, Kevin 2007-08  
 Hubley, Myron 1928  
 Huckle, Raymond 1928-19-20  
 Hudson, Reggie 1991-92-93-94  
 Hughes, Donnell 1989  
 Hughes, John 2008  
 Humphrey, Hayden 1988  
 Humphrey, Will 1991  
 Humphrey, Wilson 1989-90  
 Hundemer, Will 1950-53  
 Hunt, Ashley 1997-98-99-00  
 Hunt, Jack 1945  
 Hunt, Jason 2001-02  
 Hunter, Billy 1970-71-72  
 Hunter, Denton 1971  
 Hunter, Dwayne 1987  
 Hunter, Paul 1974  
 Hurley, Edward 1904  
 Hurst, Mike 1981-82  
 Husic, Bob 1950-51-52  
 Hyndman, Fred 1909  
 Hynes, Robert 1923  
 Hynoski, Fred 1960-61-62



Craedel Kimbrough

Iber, Frank 1920-21  
 Ibold, 1904  
 Iglauer, Samuel 1891-92-93-94  
 Inott, Ralph 1904-05-06-07  
 Insalaco, Phil 1986-87-88  
 Isham, Phillip 1894  
 Isom, Jasen 1997-98  
 Ivanovich, Mike 1977  
 Ivey, Gene 1924  
 Ivy, Scott 1981-82-83-84

**J**

Jackson, Andre 1983-84-85-86  
 Jackson, Anthony 1991  
 Jackson, Boyd 1983-84-85  
 Jackson, Brad 1994-95-96-97  
 Jackson, Campbell 1917  
 Jackson, David 1995-96-97-98  
 Jackson, Denny 1968-69  
 Jackson, Earnest 2004-05-06-07  
 Jackson, Jeremy 2001-02-03-04  
 Jackson, Jonathan 2002-03  
 Jackson, Kevin 1994  
 Jackson, Ray 2000-01  
 Jackson, Tony 1965-66-67  
 Jacobs, Don 1939  
 Jaeger, James 1951  
 James, Dick, 1969-70-71-72  
 Jamison, George 1980-81-82-83  
 Jansen, Don 1949-50  
 Jarrett, Harry 1983  
 Jarvis, Dick 1950-51  
 Jefferson, Bob 1987-88  
 Jenike, Bill 1952  
 Jenkins, Brian 1990-92-93  
 Jenkins, Gary 1971-72  
 Jenkins, Keith 1975-76  
 Jenkins, Mark 1982-83  
 Jenkins, Mel 1982  
 Jessen, Tom 1947-48  
 Jeter, Frank 1975-76-77  
 John, Patrick 1991-92-93  
 Johnson, Albert 1969-70-71  
 Johnson, Carl 1989  
 Johnson, Clyde 1890-91-92-93  
 Johnson, Doug 1997  
 Johnson, Ed 1986-87  
 Johnson, Eddie 1997-98-99-00  
 Johnson, Ellis 1978-79  
 Johnson, Murray 1952-53  
 Johnson, Nils 1989-90  
 Johnson, Paul 1956  
 Johnson, Richard 1989-90-91  
 Johnson, Ron 1976-77  
 Johnson, Scott 2008  
 Johnson, Walter 1985-86-87  
 Johnston, DeWayne 1999-00-01  
 Jolitz, Evan 1972  
 Jones, Ben 1963  
 Jones, Brad 2006-07-08  
 Jones, Carl 2002-03  
 Jones, Dick 1938-39-40  
 Jones, Doug 2004-05-06-07  
 Jones, Ed 1973-74-75  
 Jones, George 1978-79  
 Jones, Jeff 1987-88-89-90  
 Jones, Travis, 1989-90  
 Jones, Tyjuan 2005  
 Jordan, Alvin 1992  
 Jordan, Ken 1965-66-67  
 Judge, Joe 1998-99  
 Julian, James 2002  
 Jurek, Chris 2007-08  
 Justice, Howard 1916-17-18

**K**

Kaemmerle, Carl 1932-33  
 Kane, Bob 1950-51



McKinley Lancaster

Kane, Dick 1948-49-50  
 Kantor, Bob 1960  
 Kapetanias, Tony 1977-78-79  
 Karlis, Rich 1978-79-80  
 Katenkamp, Tom 1977  
 Kattus, Mike 1960-61  
 Katz, Dale 1990-91-92  
 Katzeff, Rick 1972  
 Kaufman, Earle 1933-34-35  
 Keane, Mike 1948  
 Keck, Tinker 1997-99  
 Keinath, William 1937  
 Keith, Tye 1999-00-01-02  
 Kelce, Jason 2007-08  
 Kelchner, Orville 1938-39-40  
 Kelchner, William 1940  
 Keller, George 1924  
 Kellett, Dan 1978-79  
 Kelly, Dellano 1984-85-86-87  
 Kelly, James 1973-74-75  
 Kelly, Jim 1947-48-49-50  
 Kelly, Mike 1968-69  
 Kelly, Mike 1986-87  
 Kemper, Roger 1887-88  
 Kemper, Roger Hall 1897  
 Kennedy, Edward 1910-11-12-13  
 Kenner, Deontey 1997-98-99-00  
 Kennett, William 1902  
 Kibler, Carl 1916  
 Kimbrough, Craedel 1992-93-94-95  
 Kinney, Clark 1957  
 Kinney, Ransom 1918  
 Kinsey, Boyden 1891-92-93-94  
 Kinsey, Lawrence 1929-30  
 Kinsler, Latish 1990-91-92-93  
 Kirkpatrick, Ville 1902  
 Kirstein, Paul 1936  
 Klein, Chester 1912-13  
 Kleinhenz, Mike 1971-72-73  
 Klimczak, Stan 1947-48-49  
 Kloboves, Ed 1977-78-79  
 Klusman, Len 1945  
 Knapp, Fred 1933  
 Kneisner, Bill 1945  
 Knight, Larry 1952-53  
 Knighten, Willis 1990  
 Knutson, Matt 1995  
 Kobalka, Ron 1994-95-96-97  
 Koehler, Walt 1959  
 Koehler, William 1916-17  
 Koester, Kyle 2003  
 Kohl, Chris 1988-89  
 Koman, Larry 1965  
 Konkel, Ron 1956  
 Kopich, Bob 1962-63-64  
 Kopich, Frank 1963  
 Koppenhoeffer, Ted 1975  
 Kostelnik, Ron 1959-60  
 Kouri, Larry 1955-56  
 Kovac, Ed 1957-58-59  
 Koynock, Joseph 1990  
 Krampe, Hugo 1908-09-10-11  
 Krapp, Frank 1897  
 Kraske, William 1940-41  
 Kratt, Emil 1920  
 Kreimer, Alfred 1904-05  
 Krimmer, Dan 1992  
 Kuck, Edward 1911-12-13  
 Kugler, Marlay 1902-03  
 Kuhn, Hugh 1918  
 Kurnick, Howie 1975-76-77-78

**L**

Ladd, Anthony 1993-94-95-96  
 LaForgia, Justin 2002  
 Lancaster, McKinley 1983-84  
 Lang, Frank 1999-00-01  
 Langen, Dave 1903  
 Langenbeck, Dick 1946-47



## ALL-TIME LETTERWINNERS

Langenheim, William 1891-92  
 Langenheim, Ralph 1914-15-16  
 Lathan, Dave 1985-86  
 Lattimore, Kenwood 2002  
 Laub, John 1930  
 Lauck, James 1936  
 Laurence, Daniel 1890-91-92-93  
 Laurie, Joe 1970-71-72  
 Lavelle, Pat 1985-86-87-88  
 Lawson, Sig 1954-55-56  
 Lawson, Stanley 1885  
 Lawson, Tom 1988  
 Lea, Este 1891  
 Leach, John 1960  
 Leahy, Pat 1984  
 Lease, John 1923-24-25  
 LeBoutillier, George 1894  
 Lee, Greg 1999-00  
 Lee, Harold 1974-75-76  
 Lee, Jack 1957-58-59  
 Leininger, Arthur 1932-33  
 Leins, Dave 1956  
 LeKamp, Lester 1929-30  
 Lemire, Jamie 1992-93-94-95  
 Leo, Jim 1957-58-59  
 Leshnak, Bob 1984-85-86-87  
 Lewis, Dave 1971-72  
 Lewis, Ernie 1967-68  
 Lewis, John 1985-86-87  
 Lewis, Melvin 2000  
 Lewis, Mike 1993  
 Lewis, Robert 1930-31  
 Lewis, Thaddeus 2002-03  
 Lewis, Walter 1984  
 Liggins, Keathus 1983  
 Liggins, Dave 1976  
 Liggins, Tom 1973-74-75  
 Lilly, E.J. 2001  
 Lindsey, Chad 1990  
 Linkenbach, Jeff 2006-07-08  
 Linneman, Joseph 1920-21  
 Lisek, John 2000  
 Logan, Freddie 1981-82  
 Lonchar, Thomas 1939-40  
 Lowen, Steve 1986  
 Louis, Michael 1978-79-80-81  
 Love, Leon 1958-59-60  
 Love, Ka'Son 2001-03  
 Love, Mike 1999-00  
 Love, Willis 1975-76  
 Lovell, Kevin 2004-05-06  
 Lowenstein, Harry 1887  
 Lucas, Rob 1995-96-97-98  
 Lucas, Steve 1973-74-75  
 Lucius, A.J. 2001-02-03-04  
 Lucka, Rich 1965  
 Lunsford, Carlton 1930-31  
 Lutmerding, Medard 1928-29-30  
 Lytle, James 1888

## M

Maccioli, Ferd 1953-54  
 Macejko, Tom 1965-66-67  
 Machi, Al 1969  
 Machle, C. 1922-23  
 Macikas, Anthony 1939-40-41  
 Mack, John 1969-70-71  
 Macke, Joe 1962  
 Maddox, Arthur 1952  
 Maddox, Mike 1990-93  
 Maddox, R.D. 1894  
 Maddux, Robert 1923-24-25  
 Madeya, Bill 1965  
 Malone, C.J. 1908-09-10  
 Malone, Jody 1985-86  
 Malone, Roy 1939

Maloney, Tom 1940-41  
 Mammarella, Jason 1997-98-99-00  
 Manalac, Ryan 2005-06-07-08  
 Manfredini, Chris 2003  
 Mann, David 1975-76-77  
 Manning, Tom 1965  
 Manny, Erwin 1936  
 Manor, Joe 1962  
 Marich, Robert 1951-52-53  
 Maroney, Barry 1955-56-57  
 Marsh, Stanley 1900  
 Marshall, DeJuan 1995-96  
 Marshall, Linwood 1981-82-83  
 Martin, Harold 1924-25  
 Martin, Jared 2006-07  
 Martinez, Randy 2008  
 Marvaso, Tom 1973-74-75  
 Marx, Robert 1906-07-08  
 Masdea, John 1952-53  
 Mason, Al 1970-71-72  
 Massong, Bob 1977-78-79  
 Masterson, Mark 2000  
 Matthews, Dennis 1965-66-67  
 Matthews, Randolph 1894-95-96-97  
 Matthews, Tom 1987-88  
 Mathews, Ricardo 2006-07-08  
 Matto, Andy 1950-51-52  
 Mauk, Ben 2007  
 Maxwell, Paul 1959-60-61  
 Mays, P.J. 1999  
 McAndrews, Anthony 1921-22-23  
 McBride, Randy 1969-70-71  
 McCabe, Bob 1964  
 McCafferty, Collin 2007-08  
 McCall, Ed 1983-84  
 McCann, Gene 1953-54-55  
 McCarthy, Mike 1967  
 McCarthy, Sean 1988  
 McCartney, Arch 1917  
 McClain, William 1950  
 McCleskey, DeMarco 1998-00-01-02  
 McClure, 1904  
 McCain, Danny 1984-85-86-87  
 McComas, Ralph 1910-11  
 McCray, Frank 1902-03-04  
 McCullough, Kevin 2005, 2006  
 McCutcheon, Bob 1959-60  
 McDonald, Bill 1949  
 McFadden, Kevin 1986  
 McFarland, Bob 1961-62  
 McGee, Frank 1890-91  
 McGee, Travis 2002-03  
 McGill, Neil 1903  
 McGinley, Mike 1956  
 McGonegle, Jack 1965  
 McGraw, Rich 1983  
 McHenry, Ron 1967-68  
 McKeever, Dan 1950  
 McKeever, Tom 1950-51-52  
 McKenzie, Donnell 2006  
 McKenzie, Roger 1950  
 McKinney, Al 1985-86-87-88  
 McKnight, Butch 1969  
 McKnight, Don 1995-96-97-98  
 McMillan, Don 1946-47-48-49  
 McNamee, Ralph 1939-40  
 McNeal, Yancey 1982  
 Meador, Robert 1945-48-49  
 Meguiar, Robert 1936  
 Meier, Bob 1940-41-42  
 Meinerding, John 1980  
 Melina, Tom 1976  
 Melish, John Howard 1894  
 Menke, Bob 1971-72-73  
 Menke, Bob 1948-49  
 Mercer, Dale 1980

Mercer, Matt 2001-02-03-04  
 Mercer, Rich 1974-76  
 Mercurio, Mark 1969-70  
 Merkich, Bob 1967-68-69  
 Merriam, Dave 1963  
 Merritt, Marv 1954-55  
 Messner, Max 1957-58-59  
 Metz, Walter 1930-31  
 Meyer, Al 1927  
 Meyer, Urban 1984  
 Meyers, Phillip 1919-20-21  
 Mickens, Mike 2005-06-07-08  
 Middendorf, Frank 1949-50-51  
 Middendorf, Matt 1985-86-87  
 Miller, Bob 1965-66-67  
 Miller, David 1977  
 Miller, Ed 1966-67-68  
 Miller, Gene 1966-67-68  
 Miller, Henry 1973-74-75-76  
 Miller, Joe 1953-54-55  
 Miller, Mike 1968-69-70  
 Milligan, Norm 1986  
 Mills, Robert 1929-30  
 Milner, Bob 1965-66-67  
 Milner, Hobson 1981  
 Minor, 1905  
 Misali, John 1971-72-73  
 Misik, Jerry 1965-66-67  
 Mitchell, Kevin 1991  
 Mitchell, Montrell 1999  
 Mitchell, Otis 1974-75-76  
 Mittweide, Harry 1939  
 Mizener, James 1993  
 Moche, Joe 1962  
 Moeschel, Scott 1980  
 Molden, Eric 1979  
 Momper, Jerry 1962-63-64  
 Monaghan, Doug 2001-02-03-04  
 Mondis, Mario 1999-00  
 Monfort, Joseph 1988-89  
 Monroe, Rodrick 1997  
 Montgomery, Dan 1966  
 Montgomery, James 1914-15  
 Montgomery, Walter 1990  
 Montiel, Dave 1990-91-92  
 Moody, Willis 1989-90  
 Mooney, Norm 1950  
 Moore, Charles 1901  
 Moore, Greg 2004-05-06-07  
 Moore, Justin 2008  
 Moore, Keith 1972  
 Moore, William 1978-79-81  
 Mooth, John 1951-52  
 Morgan, Leo 2006-07  
 Morgan, Mike 1973  
 Morgan, Richard 1962-63-64  
 Morrill, Albert 1897-98  
 Morris, Jerry 1960  
 Morris, Joseph 1914-15-16  
 Morris, Tim 1978  
 Morris, Wellslake 1916-17  
 Morrison, Joe 1956-57-58  
 Morrison, Robert 1908-09-10  
 Mortemore, Gary 1954-55-56  
 Morton, Mike 1983-84  
 Morton, Pat 1963  
 Moser, Hank 1950  
 Moschetti, Bob 1954-55  
 Muche, Ray 1967  
 Meier, Bob 1940-41-42  
 Mueller, Alfred 1907  
 Mueller, Bob 1942  
 Mukes, Roosevelt 1985-86-87-88  
 Mumford, Eric 1972  
 Munlin, Vincent 1986-87-88-89  
 Murcay, Mike 1945  
 Murphy, Jamey 2002-03-04

Murphy, Jim 1942  
 Murphy, Johnny 1981-82-83-84  
 Murphy, Mike 1953-54-55  
 Murphy, Shawn 2000-01  
 Murray, George 2001-02-03-04  
 Mussey, Robert 1904-05  
 Myers, Jim 1979-80-81-82  
 Myers, Ralph 1973-74-75-76  
 Myers, Steve 1979  
 Myers, Tom 1963

## N

Nakamura, Haruki 2004-05-06-07  
 Nash, Darryl 1986  
 Nau, Clyde 1933-34-35-36  
 Nau, Robert 1930  
 Nelms, Lamonte 2006-07-08  
 Nelsen, Jim 1957-58-59  
 Nelson, Al 1962-63-64  
 Nelson H.D. 1920  
 Nelson, Jerry 1962-63-64  
 Nelson, Jim 1968-69  
 Nelson, Ron 1965-66-67  
 Neville, Al 1963-64-65  
 Newman, Rush 1918  
 Newmann, Ed 1965-66-67  
 Newton, Jon 2005-06-07  
 Nichols, Mike 1976-77  
 Nickel, Elbie 1940-41-42-46  
 Nickel, Joe 1968  
 Niederhelman, Jerry 1972-73  
 Niehoff, Rob 1983-84-85-86  
 Nieman, Howard 1896-97-98-99  
 Nieman, Samuel C. 1896-97-98  
 Niemann, Jim 1954-55-56  
 Nimma, Lo 1925-26  
 Nippert, James 1922-23  
 Nirenberg, Dave 1967  
 Noble, Terry 1983-85-86-87  
 Noll, Robert 1899  
 Nolting, Ray 1933-34-35-36  
 Nolting, Roger 1945  
 Norton, Zach 2000-01-02-03  
 Notacker, Brad 1982-83-84  
 Novak, Ed 1974-75-76

## O

Oakes, Pat 1993-94-95  
 Oblak, Fred 1959-60-61  
 O'Brien, Dan 1987  
 O'Brien, Jim 1967-68-69  
 O'Connell, Jim 1974-75-76-77  
 O'Conner, Tim 1981-82  
 O'Donnell, Robert 1894-95  
 Oeh, William 1936-37  
 Oetjen, Gary 1975-76  
 Oetjen, Greg 1971-72  
 Oganowski, Kas 1971-72  
 Ogle, Bill 1988  
 Olding, Joe 1979-80-81-82  
 Olinger, Jon 1999-00-01-02  
 Oliver, Jeff 1989  
 Olaszewski, Walt 1956  
 Olverson, Jesse 1994-95  
 O'Malley, Tom 1948-49  
 Omogrosso, Tony 1980-81  
 Openheimer, Otto 1938-39-40  
 Oradat, Greg 1974-75  
 Orak, Andy 1980  
 Orr, Gordon 1937  
 Orton, Philo 1890-91  
 Ousley, Jim 1969  
 Outlaw, Napoleon 1974-75-76-77  
 Overgaauw, Gary 1987-88  
 Owens, Brig 1963-64  
 Owens, Ervin 1984-85-86-87

Owens, Russ 2002  
 Owens, Thurman 1947-48-49

## P

Pacl, Tom 1958-59-60  
 Pagan, Louie 1983  
 Palmer, G.M. 1920-21-22  
 Palmer, Roy 1914-15-16  
 Pangello, Erv 1939  
 Pape, John 1918  
 Pardini, Dick 1952-53-54  
 Paris, Jim 1960-61  
 Parker, John 1964-65-66  
 Parker, R.K. 1930-31-32  
 Partridge, Phillip 1903  
 Patania, Dave 1989-91-92  
 Pate, Lloyd 1966-67-68  
 Pater, Frank 1933  
 Patterson, Eric 1992-93-94-95  
 Patterson, Lamont 1979-80-81-82  
 Payne, Samuel 1990-91-92  
 Pead, Isaiah 2008  
 Pearce, Marlon 1990-91-92  
 Pease, John 1923-24-25  
 Peckich, Phil 1978-79-81-82  
 Peek, Antwan 1998-00-01-02  
 Peele, James 1929-30  
 Pendergrass, Cliff 1981-82-83-84  
 Penno, Ray 1948-49  
 Perdrix, Roger 1962-63-64  
 Perkins, Lee 1986-87  
 Perelli, Joe 1984  
 Perrin, Reuben 1923  
 Perry, Amaz 1984-85-86  
 Perry, Stanley 1910-11-12-13  
 Peters, Charles Moore 1900  
 Petrus, Brent 1995-96-97  
 Pfau, George 1928  
 Phillips, Don 1979-80  
 Phillips, Hurdie 1959-60-61  
 Piche, Gene 1945  
 Pickens, Steve 1986-87-88  
 Piening, Ben 1998-99-01-02  
 Pierson, Daniel 1900  
 Pike, Tony 2007-08  
 Pirone, Frank 1969  
 Pisanelli, Ralph 1951-52-53  
 Pitman, Lloyd 1945-48  
 Pitts, Elkton 1948  
 Plueddeman, R.O. 1908-09-10  
 Plummer, Chad 1995-96-97-98  
 Podesta, Oliver 1890  
 Points, Dan 1961-62-63  
 Poirier, Phil 1986-87-88-89  
 Poland, Bill 2003-04-05-06  
 Poole, Ron 1960  
 Popov, John 1938-39-40  
 Porter, Harold 1914-15  
 Posey, Brian 1994-95  
 Post, Robert 1927-33  
 Pous, Jim 1960-61-62  
 Pough, Bill 1983  
 Powell, Dick 1939  
 Powell, Joe 1979  
 Powell, Vince 1991  
 Powers, Scott 1988-89  
 Pramik, John 1942-46-47-48-49  
 Prather, Frederick 1918-20-22-23  
 Prats, Bob 1978  
 Presley, Don 1954-55-56  
 Pressler, Fred 1936  
 Preston, Bill 1984-85  
 Preston, Todd 1994  
 Price, Charles 1976-77  
 Priog, Dave 1962  
 Priskey, Erroll 1962-63-64  
 Prosak, Vic 1973-74-75

Proto, Tony 1967-68  
 Pugh, Bill 1983  
 Pullen, C.N. 1919

## Q

Quail, Keith 1955

## R

Rader, Brandon 1995-96  
 Radosovich, Ted 1963-64  
 Rains, Dan 1974-75-76-77  
 Raizik, William 1937  
 Ramey, Charles 1936  
 Ramsey, Jacob 2006-07-08  
 Ramsey, William 1885  
 Rankin, Marc 1988-90-91  
 Ransom, Darryll 1999-00-01-02  
 Ransom, Derrick 1994-95-96-97  
 Raschig, Frank 1899-1900  
 Rasso, Steve 1958-59  
 Ratliff, Jesse 1973  
 Rayl, William 1896-97-98  
 Razick, William 1935-36-47  
 Reaves, Joe 1957  
 Reece, Paul 1909-10-11  
 Reed, Detreik 2001  
 Reeder, Russell 1893-94-95  
 Reid, Gary 1990-91-92  
 Reid, I. Henry 1901  
 Reif, M. 1901  
 Reik, Todd 1984  
 Reinhold, Don 1957-58-59  
 Reinstatler, Jeff 2005-06  
 Reinstatler, Tom 1959-60-61  
 Reiter, Dick 1984-85-86  
 Rekestis, Jack 1964-65-66  
 Rekestis, Pete 1962-63-64  
 Rendings, Charles 1897-98-99  
 Revels, Andre 2007-08  
 Reynolds, Jim 1971  
 Reynolds, Steve 2001  
 Rhein, Stanley 1920  
 Rhodes, Benson 1967-68-69  
 Rhodes, Richard 1985-86-87  
 Rice, Don 1959-60  
 Rice, Doug 1962  
 Rice, Larry 1973-74  
 Richard, Dave 1956-57-58  
 Richards, Alkie 1942-46-47-48  
 Richards, Brayton 1892-93-94  
 Richards, Eric 1993-95-96-97  
 Richards, Harvey 1967-68-69  
 Richardson, Bayle 1915-16  
 Richardson, Wesley 2008  
 Richt, Fred 1897  
 Ricketts, Joseph 1988-89  
 Ries, Steve 1978-79-80-81  
 Riggins, Mel 1970-71  
 Rini, Gerry 1979  
 Ritchey, Wes 1952-53-54  
 Ritchie, Dave 1958-59-60  
 Roberson, Cedric 1994  
 Roberts, Adam 2002-03-04-05  
 Roberts, Jonathan 1991-92  
 Roberts, Michael 1996  
 Roberts, Richard 1977  
 Robertson, Greg 1980  
 Robertson, Tower 1938  
 Robins, Joseph 1918  
 Robinson, Adrien 2008  
 Robinson, Barry 1990-91-92  
 Robinson, Donnie 1984-87-88  
 Robinson, Heard 1975-76-77  
 Robinson, James 1891-92  
 Robinson, Rob 1993-94-95-96  
 Rock, Mike 1975-76-77-78




Bob McCutcheon




Doug Monaghan



Mike Mickens



Gary Overgaauw



Antwan Peek



Richard Rhodes



Adam Shorter

Rodriguez, Ken 2007  
Roeder, Dave 1965  
Roessler, Clarence 1957-58  
Rogart, C. Herman 1917  
Rogers, Doug 1961-62  
Rogers, Glenn 1984-85  
Rogers, Jake 2007-08  
Rogers, Mike 1977-78-79  
Rohrer, J.W. 1896  
Rolfes, Paul 1982-83  
Romano, Tim 1981-82  
Rose, Tom 1972-73-74  
Rosenswie, Mike 1993-94  
Rosfeld, Doug 1997-98-99-00  
Ross, Derick 2002-03-04-05  
Ross, Dominic 2003-04-05-06  
Ross, Don 1959-60-61  
Rossi, Bob 1980-81  
Rossi, Gene 1950-51-52  
Rossley, Tom 1967-68  
Roth, Jordan 2004  
Rothfuss, Dick 1948-49  
Roubesh, William 1903-04  
Rounds, Chuck 1939  
Rowe, David 1990-91  
Rowe, Terry 1968  
Royal, Daryl 1994-95-96-97  
Rowe, Theodore 1905  
Ruck, Franklin 1931-32-33-  
Ruehlmann, Gene 1945-46  
Ruff, Gerry 1999-00  
Ruffin, Jonathan 1999-00-01-02  
Rushing, Caesar 1983  
Russ, Tony 1967  
Russell, Jason 2001-02-03-04  
Rutan, Doug 1983  
Ruth, George 1956  
Ryan, Mark 1983

## S

Sabato, Al 1946-47-48  
Sabato, Hugo 1947-48  
Sabia, Don 1985  
Sammon, Senmore 1907  
Sample, Glenn 1950-51-52  
Sampson, Martin 1885-86  
Sampson, Thomas 1995  
Samu, Joe 1969-70  
Sanders, Carl 1973-74-75  
Sanders, Clarence 1972-73-74-75  
Sanders, Steve 1985-86-87-88  
Sarvis, Robert 1918-19  
Sauer, Bud 1940  
Savage, Deron 1996-97-98  
Sawyer, Jon 1984-85  
Scales, George 1905  
Scallan, Paul 1915-16  
Scarborough, Shannon 1993-94-95-96  
Schaffer, JK 2008  
Schaeffer, George 1893  
Schaeffer, Langdon 1909  
Schaps, Frank 1936  
Schayer, Isadore 1900  
Schebor, Charles 1949-50  
Scheithe, Don 1996-97-98  
Schell, Mick 1987-88-89-90  
Schellinger, Amos 1974-75  
Schierloh, Fred 1920-21  
Schipani, Jeff 1987-88  
Schira, Tim 1978-79-80-81  
Schlicher, Jeremy 2003-04  
Schmidt, Gus 1960-61  
Schmidt, Jack 1952  
Schmidt, Jim 1979-80  
Schmitt, Mike 1969-70-71  
Schneider, Anton 1913-14-15  
Schneider, Hal 1945  
Schneider, Hank 1942-46  
Schneider, Mike 1979  
Schurenberger, Don 1950-53-54



Pete St. Clair

Schoettner, Don 1951-52  
Schott, John 1926-27-28  
Schroetter, Alfred 1907  
Schroetter, Edwin Odys 1904  
Schuler, Ken 1969  
Schultz, Steve 1976-77-78-79  
Schuster, George 1949  
Schutte, Paul 1972  
Schutte, R.E. 1928  
Schwab, Richard 1932  
Schwarburg, Al 1939  
Schwarburg, William 1933-34-35-36  
Schwarz, Jim 1971  
Schweitzer, Steve 1965-66  
Schwemlein, Wilbur 1936  
Schwing, Brad 1993  
Scott, James 1993-94-95-96  
Selfridge, Tom 1966-67-68  
Sellers, Don 1993  
Sellers, Dan 1983-84-85-86  
Seltz, Sam 1918-19-20  
Seomin, Dick 1955-56-57  
Sexton, Tony 1968-69-70  
Shadd, Roland 1959-60  
Shafer, Walter 1904-05-06  
Shalosky, Bill 1950-51-52  
Shank, Charles 1940-41  
Shank, Jon 1963  
Shannon, Ronnie 1988-89-90-91  
Shaut, Frank 1961-62-63  
Shaw, Joe 1963  
Shearman, John 1950  
Sheehan, Bob 1962-63-64  
Sheffield, Art 1987-88  
Shelby, Harry 1937-38  
Shepherd, Bryan 1989  
Shepherd, Dan 1974-75  
Sherrod, Andre 1989-90-91  
Shibinski, Norb 1950-51  
Shneyderov, Josh 2000-01-02-03  
Shoemaker, Curt 2007  
Shoemaker, Mike 1972  
Short, Keith 1990  
Shorter, Adam 2001-02-03-04  
Shorts, Floyd 1948  
Shuff, Charles 1961  
Shundich, Nick 1949-50-51  
Shyrook, Charles 1917-18  
Siding, Clarence 1928-29-30  
Siding, Edward 1930-31  
Siebert, Fred 1938  
Simko, Rudy 1959-60-61  
Simon, J.P. 2005  
Simmons, Lonnie 2004  
Simmons, Rufus 1960-61-62  
Simmons, Simeon 1978  
Simons, Rick 1992-93-94  
Simpson, Don 1994-95-96  
Sims, Kelly 1988-89-90-91  
Single, Erv 1952-53-54  
Single, Russell 1928  
Sipple, Walter 1929-30  
Six, Dave 1960-61  
Skinner, Calvin 1903  
Skorich, Nicholas 1940-41-42  
Slat, Baker 1945  
Slaughter, Thomas 1931-32  
Slusarz, Al 1976-78-79  
Small, David 1991-92-93  
Smedley, Clement 1900  
Smedley, John 1963-64-65  
Smikle, Tony 1997-98-99-00  
Smith, Aaron 1998  
Smith, Chester 1931-32-33  
Smith, Corey 2005-06-07-08  
Smith, Craig 1970-71-72  
Smith, Craig 1978  
Smith, DeAngelo 2006-07-08  
Smith, Dennis 1963-64-65  
Smith, E. Starbuck 1894-95



Shane Thomas

Smith, Freddie 1994  
Smith, Freddy 1997-98-99-00  
Smith, George 1932-33-34-35  
Smith, Hollis, 1987  
Smith, Julius H. 1973  
Smith, Landon 1996-97  
Smith, Louis C. 1893  
Smith, M.E. 1927-28  
Smith, Mike 1975-76  
Smith, Movie 1963-64  
Smith, Orin Gould 1887-88  
Smith, Orlando 1995-97-98  
Smith, Scott 1991-92  
Smith, Stanley 1896-97  
Smith, Steve 1995-96  
Smith, Tom 1957-58  
Smith, W.E. 1932  
Smollen, John 1941-46  
Smoot, R.C. 1982  
Smyth, Bill 1942-46  
Smythe, 1905  
Snyder, Jack 1952-53-54  
Sobolewski, Tom 1963-64-65  
Sparks, Evan 2005-06-07  
Spencer, Charles 2000  
St. Clair, Pete 1948-49-50  
Stack, Robert 1918-19  
Stacklin, Duane 1980-81-82  
Stafford, John 1932  
Stanford, Mark 1981-82  
Stanforth, Bill 1965  
Stanley, Lincoln 1909  
Stansberry, Derek 2005  
Stargel, Jason 1982-83-84-85  
Stargel, Will 1941-42-46  
Starick, Sigfried 1929-30  
Stark, Henry 1931-32  
Starks, Roger 1962  
Starks, Royce 1963-64  
Starman, Frank 1967  
Staub, Ralph 1949-50-51  
Stautberg, Gerry 1948-49  
Staymen, Seymour 1948-49  
Steel, Brian 2006  
Steffen, Heiner 1973-74-75  
Steinberg, Harold 1939  
Steinhaus, Bob 1963-64  
Stephens, Marc 1993  
Stephens, Paul 1998  
Stephens, Roger 1946-47-48  
Stephenson, Tom 1950  
Sternberg, Harold 1940-41-42  
Stetson, John 1971-72  
Stewart, Andrew 1986-87-88  
Stewart, Derrick 2006  
Stewart, James 1902-03  
Stewart, John H. 1909-10-11-12  
Stewart, Sean 1992-93-94-95  
Stickdon, Clint 2001-02-03-04  
Stix, William 1893  
Stofa, Jeff 1990-91  
Stojkovic, Mike 1985-86-87  
Stone, Eric 1984  
Stone, John 1898  
Storm, Lowell 1947-48-49-50  
Stovall, Charles 1970-71-72  
Stowers, Jack 1959  
Stratton, Bob 1949-50-51  
Straub, Frank 2004-05-06  
Stroh, Hank 1960  
Stroh, Kyle 1987-88-89-90  
Strong, Terry 1987-88-89-90  
Studenka, John 1967-68  
Stueve, Amos 1905-06  
Stueve, Thomas 1931  
Sturkie, Jermaine 1994-95-96-97  
Sullivan, Ellis 1984  
Swanda, Jim 1964  
Sweeney, Jake 1941-42  
Sweeney, Walter 1949



LaDaris Vann

Sweet, Albert 1992-93  
Swing, Phillip 1891  
Switzer, Lamar 1958-60  
Swords, Terry 1981  
Sykes, Carlton 1997-98-99  
Sylvester, Vincent 1978-79  
Szabados, Tom 1985-86-87-88

## T

Tabor, Doug 1973-75-76  
Tackett, Scott 1985-86-87-88  
Talcott, Harold 1916-17-18  
Takavitz, Kyle 2001-02-03-04  
Tamaska, Randy 1974  
Tartaglione, Vince 1970  
Tate, Robert 1994-95-96  
Tatum, Bill 1989  
Taylor, Bob 1963-64  
Taylor, Elbert 1918-20  
Taylor, Jesse 1968-69-70  
Taylor, Jim 1980  
Taylor, Keith 1983  
Taylor, Reggie 1983-84-85-86  
Teismann, Kevin 1965-66  
Temple, R.K. 1887  
Theisen, Paul 1950-51-52  
Thier, John 1928  
Thomas, Anthony 1999-00-01  
Thomas, Bill 1981-82-83  
Thomas, George Grove 1895  
Thomas, Hannibal 2003-04  
Thomas, Isaac 1999-00  
Thomas, John M. 1895  
Thomas, Jon 1983-84  
Thomas, Shane 1995  
Thomasson, Pat 1989  
Thompson, Dave 1957  
Thompson, George 1950-51-52  
Thompson, Kirk 1999-00-01  
Thornberry, Red 1925-26-27  
Thornton, John 1988-89-90  
Thrun, Roger 1967  
Thrush, Jim 1959  
Tidball, Dean 1984-85  
Tilden, Chauncey 1911-12-13  
Timmons, Alfred 1940  
Timmons, Michael 1980  
Tipton, Morris 1955-56-57  
Tkatch, Ed 1959-60-61  
Tkatch, Tom 1960-61-62  
Tobik, Jack 1967-68  
Todd, Bob 1945  
Tolbert, Cedric 2005-06-07-08  
Torrence, John 1918  
Townsend, Joe 1945  
Tracy, Jack 1949-50-51  
Traul, Lee Earl 1900  
Traul, Louis 1903  
Traut, Ron 1986-87-88-89  
Trent, Jermaine 1995-96  
Trigg, Rob 2007-08  
Truitt, Ron 1975  
Tucker, Gus 1976  
Tucker, Neal 1976  
Tuebner, Robert 1936-37-38  
Tupoula, Matt 2001-02  
Turner, Akanni 2001  
Turner, Clem 1965-66  
Turner, Delmar 1995-96  
Turner, Irv 1952-53-54  
Turner, Mike 1964-65-66  
Tushar, John 1980-82-83

## U

Uhl, Brian 1995-96-97-98  
Ullum, Vern 1940-41-42  
Ulysee, Jerry 1995-96  
Underwood, Brandon 2008  
Uphoff, Don 1945-46-48



Mike Woods

V  
Vabic, Frank 1961  
Vafides, Henry 1968  
Valentiner, Clark 1924-25  
Vample, Charlie 2005  
Vanatsky, Jim 1988  
Van Buren, Jack 1959-60  
Van Buren, Ken 1962  
VanMatre, Harold 1898-99-00  
Vanatsky, Jim 1988  
Vann, Booker 2002-03  
Vann, LaDaris 1999-00-01-02  
Vater, Tom 1966  
Vaupe, Matt 1991-92-93-94  
Velotta, Bill 1974  
Venable, William 1890  
Vete, Dan 1977-78-79  
Vibberts, Eric 1993-94-95  
Vickers, Jim 1969  
Vilkowski, John 1946-47-48  
Viltro, John 1973-74-75  
Viramontes, Esaul 1995-96  
Virgin, Ray 1939-40-41  
Vivotitz, David 1996-98  
Vodika, Dave 1972  
Vogelgesang, Bruce 1961-62-63  
Volland, Chad 1989  
Vordem Esche, Chad 1998-99-00  
Voshell, Ken 1970

## W

Wagner, Tom 1959  
Wainscott, Robert 1940-41  
Waldman, Frederick 1927-28-29  
Walker, Jeff 1983-85  
Walker, Paul 1966  
Walker, Tim 1999-00-01  
Walz, Roger 1963  
Ward, Fred 1996-97  
Ward, Kevin 1994-95-97-98  
Ware, Jerrold 1985-86  
Warhop, George 1981-82  
Warner, Dave 1984  
Warner, Doug 1964-65  
Warren, Rod 1969  
Warren, Vernon 1980  
Watkins, William 1918  
Waugh, Marcus 2006-07-08  
Way, Fred 1977  
Weaver, Fred 1891  
Weber Jerry 1963  
Webster, Aaron 2006-07-08  
Webster, Matt 2003-05  
Weiner, Tom 1966  
Weingart, Ken 1969-70-71  
Weinheimer, Andy 1998-99-00  
Weiss, Andrew 1930  
Welch, Austin 1977  
Welch, Bob 1963-64-65  
Welch, Merle 1937  
Weld, Herbert 1887  
Weng, Chris 1993  
Wenzel, A.W. 1915-16-17-19  
Wess, David 2005-07  
West, Jeff 1973-74  
West, Lou 1974-75-76  
Westfall, Bill 1970  
Whelan, John 1969  
Whelan, Terry 1959  
Whipple, Don 1955-56  
White, David 1985  
White, Jody 1992-93-94  
White, Mike 1971-72-73  
Whitehead, Jason 2007  
Whitlow, Brian 1992  
Wieck, Rod 1974-75-77  
Wieman, Harry 1902-03  
Wilber, Greg 1968-69  
Wiles, Mike 1975-76-77-78  
Wilging, Mike 1982-83

Kari Yli Renko

Wilkins, Dwight 1974-75  
Williams, Alphonso 1982-83  
Williams, Anthony 2005-06-07  
Williams, Bill 1956  
Williams, Billy 1942-45-46  
Williams, Corey 1987-88-91  
Williams, Curtiss 1975-76-77  
Williams, Kameron, 1989-90  
Williams, Merle 1931-32-33  
Williams, Ralph 1979-80  
Williams, Robert 1984-86-87  
Williams, S. Curtis 1900-01-02-03  
Williams, Tommy 1984  
Williams, Walter 1907-08-09  
Willis, Chris 1993  
Willson, Earl 1968-69-70  
Wilson, Claude 1939  
Wilson, Daniel 1896  
Wilson, Greg 1970  
Wilson, J.J. 2001  
Wilson, Jermaine 2001-02-03-04  
Wilson, Russell 1905-06  
Windt, Mike 2007-08  
Winn, George 2008  
Wise, Jonah 1902  
Witucki, Jay 1952  
Wize, Nathan 1998-99-00-01  
Woitovich, Steve 1957  
Wolf, Ed 1959-60  
Wolf, Ken 1952  
Wolford, Al 1966  
Wolfson, Erwin 1923  
Wolfe, Derek 2008  
Wolke, Joe 2002  
Woodard, Orion 2008  
Woodrough, Louis 1902  
Woodruff, Dennis 1963-64-65  
Woodruff, Tim 1966  
Woods, D.J. 2008  
Woods, Karl 1977-78-80  
Woods, Mike 1975-76-77  
Woodside, Ray 1990-91-92-93  
Worcester, Harold 1902  
Workman, Homer 1945  
Wortman, Dan 1999-00-01  
Wortman, Vince 1987-88  
Wrampelmeier, Fred 1985-86  
Wright, Bob 1974-76-78  
Wright, Dave 1964  
Wright, Hank 1979-80  
Wright, Mike 2003-04  
Wright, Nat 1985-86  
Wright, William J. 1897-98  
Wulfeck, Adam 1998-99-00-01  
Wunder, Steve 1972-73  
Wyatt, John 1932-33  
Wynn, Tim 1975  
Wynne, Ken 1999-00-01

## Y

Yakovac, Joel 2002-03-05  
Yeager, Fred 1933-34-35-36  
Yeagle, Steve 1948-49  
Yelton, Paul 1950-51-52  
Yingling, Brandon 2008  
Yli Renko, Kari 1978-79-80-81  
Yost, Jim 1978  
Young, Curtis 2008

## Z

Zajicek, Don 1952-53  
Zange, Max 1908-09-10-11  
Zeile, Russ 1989-90  
Zelinski, Bernie 1940-41  
Ziegler, John 1976  
Zimmerman, Richard 1932  
Zinn, Joe 1960  
Zwitt, Jonny 2002-03-05

**YEAR-BY-YEAR SCORES**

<b>1885</b>	<b>1-0-1</b>
Coach - None   Captain - Arch Carson	
O23 .. Mt. Auburn .....	T.....0-0
N14 .. Mt. Auburn .....	W.....26-6

<b>1886</b>	<b>2-0-0</b>
Coach - None   Captain - Arch Carson	
Mt. Auburn .....	W.....18-6
Mt. Auburn .....	W.....8-6

<b>1887</b>	<b>1-0-0</b>
Coach - None   Captain - Henry Bettmann	
Woodward H.S. ....	W.....8-4

<b>1888</b>	<b>1-0-1</b>
Coach - None   Captain - Arch Carson	
Walnut Hills Gym .....	W.....8-6
Miami (OH) .....	T.....0-0

<b>1889</b>	<b>1-1</b>
Coach - None   Captain - Arch Carson	
Avondale .....	W.....12-0
Miami (OH) .....	L.....34-0

<b>1890</b>	<b>2-1-1</b>
Coach - None   Captain - Henry Bettmann	
Franklin .....	T.....0-0
Woodward H.S. ....	L.....16-8
Wyoming (OH) .....	W.....8-4
Wyoming (OH) .....	W.....6-0

<b>1891</b>	<b>4-2-1</b>
Coach - None   Captain - Clyde Johnson	
Woodward H.S. ....	W.....22-0
Hughes H.S. ....	W.....33-0
Franklin .....	W.....38-0
Cincinnati Gym .....	T.....0-0
Dayton YMCA .....	L.....12-8
Butler .....	L.....34-10
Cincinnati Gym .....	W.....18-0

<b>1892</b>	<b>1-2</b>
Coach - None   Captains - James Robinson, Dan Laurence	
Dayton YMCA .....	W.....16-6
Centre .....	L.....12-4
Centre .....	L.....34-0

<b>1893</b>	<b>0-6</b>
Coach - None   Captains - Dan Laurence, Russell Reeder	
Miami (OH) .....	L.....24-6
Centre .....	L.....16-0
Chicago .....	L.....20-0
Cincinnati YMCA .....	L.....22-6
Miami (OH) .....	L.....6-0
Ohio State .....	L.....32-0

<b>1894</b>	<b>3-3</b>
Coach - W. Durant Berry   Captain - W. Durant Berry	
Georgetown (KY) .....	L.....6-4
Miami (OH) .....	W.....6-0
Kentucky .....	W.....32-4
Hanover .....	W.....14-12
Ohio State .....	L.....6-4
Ohio Wesleyan .....	L.....16-4

<b>1895</b>	<b>3-3</b>
Coach - W. Durant Berry   Captain - Randolph Matthews	
Kenyon .....	W.....16-4
Duquesne A.C. ....	L.....26-6
Earlham .....	W.....26-0
Ohio State .....	L.....4-0
Miami (OH) .....	L.....12-0
Marietta .....	W.....6-0

<b>1896</b>	<b>4-3-1</b>
Coach - William Reynolds   Captain - Lyman Eaton	
Miami (OH) .....	L.....6-4
Ohio State .....	W.....8-6
Ohio .....	W.....52-0
Ohio Wesleyan .....	W.....6-0
Indiana .....	L.....16-0
Carlisle Indians .....	L.....28-0
Wittenberg .....	W.....6-0
Centre .....	T.....12-12

<b>1897</b>	<b>9-1-1</b>
Coach - Tom Fennell   Captain - William Bass	
Ohio .....	W.....12-0
Nashville Guards .....	T.....6-6
Miami (OH) .....	W.....6-0
Centre .....	W.....4-0
Ohio Nat. Guard .....	W.....20-0
Miami (OH) .....	W.....10-6
Centre .....	W.....10-0
Ohio State .....	W.....34-0
Carlisle Indians .....	L.....10-0
Southern Athletic Club .....	W.....16-0
Louisiana State .....	W.....28-0

<b>1898</b>	<b>5-1-3</b>
Coach - Frank Cavanaugh   Captain - Albert Morrill	
Ohio .....	T.....12-12
Miami (OH) .....	W.....22-0
Vanderbilt .....	W.....12-0
Oberlin .....	L.....5-0
Indiana .....	T.....0-0
Alumni .....	W.....12-0
Ohio Wesleyan .....	W.....57-0
Indiana .....	T.....11-11
Dartmouth .....	W.....17-12

<b>1899</b>	<b>5-2</b>
Coach - Dan Reed   Captain - Howard Nieman	
Miami (OH) .....	W.....22-0
Vanderbilt .....	W.....6-0
Centre .....	W.....26-0
Indiana .....	L.....35-0
Washington & Jefferson .....	L.....20-0
Alumni .....	W.....6-0
Ohio Wesleyan .....	W.....28-5

<b>1900</b>	<b>3-4-1</b>
Coach - Dan Reed   Captain - Burt Charles	
Covington YMCA .....	W.....15-10
Centre .....	T.....0-0
Haskell Indians .....	L.....16-0
Kentucky .....	W.....20-6
Marietta .....	L.....25-0
Miami (OH) .....	W.....16-12
Notre Dame .....	L.....57-0
Ohio State .....	L.....29-0

<b>1901</b>	<b>1-3-1</b>
Coach - Henry Pratt   Captain - Adolph Fennell	
Avondale .....	L.....13-0
Hanover .....	W.....10-0
Kentucky .....	T.....0-0
Ohio .....	L.....16-0
Wittenberg .....	L.....18-0

<b>1902</b>	<b>4-2-2</b>
Coach - Anthony Chez   Captain - Harry Box	
Hanover .....	W.....18-0
Earlham .....	W.....12-6
Indianapolis .....	W.....6-0
Stumps .....	L.....23-0
Otterbein .....	W.....16-0
Wittenberg .....	T.....0-0
Kentucky .....	T.....6-6
Marietta .....	L.....10-0

<b>1903</b>	<b>1-8-0</b>
Coach - Anthony Chez   Captain - Harry Wieman	
Hanover .....	W.....28-6
Wittenberg .....	L.....6-0
Miami (OH) .....	L.....15-0
Earlham .....	L.....11-0
Northwestern .....	L.....35-0
Kenyon .....	L.....16-0
Alumni .....	L.....6-0
Washington (MO) .....	L.....23-11
Avondale .....	L.....23-0

<b>1904</b>	<b>7-1</b>
Coach - Amos Foster   Captain - Alfred McCray	
Georgetown (KY) .....	W.....33-0
Wittenberg .....	W.....29-4
Miami (OH) .....	W.....46-0
Kentucky .....	W.....11-0
Ohio Medics .....	W.....11-0
Stumps .....	L.....6-0
Tennessee .....	W.....35-0
Kenyon .....	W.....17-0

<b>1905</b>	<b>4-3</b>
Coach - Amos Foster   Captain - William Foley	
Carlisle Indians .....	L.....34-5
DePauw .....	W.....17-0
Earlham .....	W.....12-0
Indiana .....	L.....47-6
Kenyon .....	W.....23-4
Marietta .....	L.....6-0
Ohio Wesleyan .....	W.....24-0

<b>1906</b>	<b>0-7-2</b>
Coach - William Foley   Captain - Edward Adams	
Marshall .....	T.....0-0
Miami (OH) .....	T.....0-0
Earlham .....	L.....20-0
Avondale .....	L.....4-0
Ohio .....	L.....16-5
Wittenberg .....	L.....12-0
Carlisle Indians .....	L.....18-0
Nebraska .....	L.....41-0
Marietta .....	L.....51-0

<b>1907</b>	
Coach - Ralph Inott   Captain - W. Peaslee	
No collegiate games played	

<b>1908</b>	<b>1-4-1</b>
Coach - Ralph Inott   Captain - Robert Marx	
Alabama .....	L.....16-0
Hanover .....	L.....9-5
Lebanon .....	W.....43-0
Kenyon .....	L.....63-0
Antioch .....	L.....16-11
Wittenberg .....	T.....0-0

<b>1909</b>	<b>4-3-1</b>
Coach - Robert Burch   Captain - Ernest DuBray	
Hanover .....	W.....6-2
Wittenberg .....	W.....22-5
Otterbein .....	L.....15-3
Transylvania .....	T.....6-6
Centre .....	L.....34-0
Tulane .....	L.....6-0
Butler .....	W.....22-0
Miami (OH) .....	W.....10-6

<b>1910</b>	<b>6-3</b>
Coach - Robert Burch   Captain - Walter Heuck	
Transylvania .....	W.....16-0
Ohio State .....	L.....23-0
Earlham .....	W.....20-0
Wittenberg .....	W.....8-0
Miami (OH) .....	W.....3-0
Otterbein .....	L.....12-6
Centre .....	L.....12-3
Antioch .....	W.....38-0
Denison .....	W.....28-12

<b>1911</b>	<b>6-2-1</b>
Coach - Robert Burch   Captain - Walter Heuck	
Transylvania .....	W.....12-0
Earlham .....	L.....9-0
Otterbein .....	W.....16-3
Kentucky .....	W.....6-0
Butler .....	W.....23-11
Denison .....	T.....0-0
Miami (OH) .....	W.....11-0
Wittenberg .....	W.....5-0
Ohio State .....	L.....11-6

<b>1912</b>	<b>3-4-1</b>
Coach - Lowell Dana   Captain - Robert Heuck	
Transylvania .....	W.....124-0
Earlham .....	W.....21-0
Kentucky .....	L.....19-13
Ohio State .....	L.....45-7
Otterbein .....	W.....39-7
Denison .....	L.....31-13
Kenyon .....	L.....22-13
Miami (OH) .....	T.....21-21

<b>1913</b>	<b>5-3-1</b>
Coach - Lowell Dana   Captain - Clement Fenker	
Georgetown (KY) .....	W.....46-0
Wittenberg .....	W.....32-0
Ohio .....	W.....20-2
Ohio Wesleyan .....	W.....44-3
Kentucky .....	L.....27-7
Case Western .....	T.....0-0
Denison .....	L.....14-7
Kenyon .....	W.....14-2
Miami (OH) .....	L.....13-7

<b>1914</b>	<b>6-3</b>
Coach - George Little   Captain - L.K. Baehr	
Georgetown (KY) .....	W.....35-0
Denison .....	W.....13-0
Ohio Wesleyan .....	L.....14-7
Kenyon .....	W.....47-0
Kentucky .....	W.....14-7
Western Reserve .....	W.....20-0
Otterbein .....	L.....3-0
Ohio .....	W.....15-0
Miami (OH) .....	L.....20-13

<b>1915</b>	<b>4-5</b>
Coach - George Little   Captain - Roy Palmer	
S26... ALUMNI .....	W.....14-7
O2 ... GEORGETOWN (KY) .....	L.....21-7
O9 ... OHIO .....	L.....15-0
O16... KENYON .....	W.....27-7
O23 .. DENISON .....	L.....35-0
O30 ... OHIO WESLEYAN .....	W.....17-6
N6 ... at Kentucky .....	L.....27-6
N13 .. WITTENBERG .....	W.....27-16
N25 .. MIAMI (OH) .....	L.....24-12

<b>1916</b>	<b>0-8-1</b>
Coach - Ion Cortright   Captain - Harold Altamer	
Wittenberg .....	T.....0-0
Denison .....	L.....29-0
Georgetown (KY) .....	L.....16-0
Ohio Northern .....	L.....9-0
Kentucky .....	L.....27-0
Wooster .....	L.....20-0
Ohio .....	L.....33-10
Kenyon .....	L.....27-0
Miami (OH) .....	L.....33-0

<b>1917</b>	<b>0-6</b>
Coach - Frank Marty   Captain - Harold Talcott	
Earlham .....	L.....19-0
Wittenberg .....	L.....7-0
Marietta .....	L.....53-0
Ohio .....	L.....22-0
Ohio Wesleyan .....	L.....48-0
Miami (OH) .....	L.....40-0

<b>1918</b>	<b>3-0-2</b>
Coach - Boyd Chambers   Captain - Charles Shyrock	
N2 ... FORT THOMAS .....	W.....6-0
N9 ... at Ohio .....	T.....6-6
N23 .. GEORGETOWN (KY) ...	W.....21-7
N29 ... MIAMI (OH) .....	T.....0-0
D7 ... XAVIER .....	W.....12-0

<b>1919</b>	<b>3-4-1</b>
Coach - Boyd Chambers   Captain - Bob Stack	
O4 ... WILMINGTON .....	W.....34-0
O11 ... at Ohio State .....	L.....46-0
O18 .. KENYON .....	W.....18-0
O25 .. DENISON .....	L.....9-2
N1 ... at Wittenberg .....	T.....0-0
N8 ... KENTUCKY .....	W.....7-0
N15 ... at Tennessee .....	L.....33-12
N27 .. MIAMI (OH) .....	L.....14-0

<b>1920</b>	<b>4-5</b>
Coach - Boyd Chambers   Captain - Dan Fries	
S25 ... KENTUCKY WESLEYAN W .....	W.....35-0
O2 ... KENYON .....	W.....45-0
O9 ... OHIO .....	W.....6-0
O16 ... DENISON .....	L.....21-0
O23 ... at Carnegie Tech .....	L.....27-17
O30 ... WITTENBERG .....	L.....13-9
N6 ... at Kentucky .....	L.....7-6
N13 .. MARIETTA .....	L.....28-0
N25 .. MIAMI (OH) .....	W.....7-0

<b>1921</b>	<b>2-6</b>
Coach - Boyd Chambers   Captain - Frank Crolley	
S24 ... TOLEDO .....	W.....20-0
O1 ... at West Virginia .....	L.....50-0
O15 ... at Pittsburgh .....	L.....21-14
O22 .. KENTUCKY WESLEYAN W .....	W.....115-0



The 1918 Bearcats posted a 5-1-3 record.



029 .. WITTENBERG .....	L .....	7-2
N5 .... at Ohio .....	L .....	7-6
N12 .. DENISON .....	L .....	7-0
N24 .. MIAMI (OH) .....	L .....	15-7

**1922 1-7-1**

Coach - George McLaren   Captain - Mike Palmer		
S30 ... PITTSBURGH .....	L .....	37-0
07 .... at Kentucky .....	L .....	15-0
014 .. at Georgetown .....	L .....	37-0
021 .. OHIO WESLEYAN .....	L .....	14-7
028 .. at Case .....	W .....	16-0
N4 .... WEST VIRGINIA .....	L .....	34-0
N11 .. DENISON .....	L .....	22-0
N18 .. at Wittenberg .....	T .....	6-6
N30 .. MIAMI (OH) .....	L .....	9-6

**1923 6-3-0**

Coach - George McLaren   Captain - Red Prather		
S29 ..	KENTUCKY WESLEYAN W .....	L ..... 17-0
06 ....	KENTUCKY .....	L ..... 14-0
012 ..	at Denison .....	L ..... 24-7
020 ..	at Ohio .....	W ..... 13-6
027 ..	WOOSTER .....	L ..... 20-7
N3 ....	at Oberlin .....	W ..... 6-0
N10 ..	OHIO NORTHERN .....	W ..... 15-7
N17 ..	CASE .....	W ..... 69-0
N22 ..	MIAMI (OH) .....	W ..... 23-0

**1924 2-6-1**

Coach - George McLaren   Captain - Tony McAndrews		
S27...	KENTUCKY WESLEYAN .....	T ..... 6-6
04 ....	GEORGETOWN (KY) ...	W ..... 33-21
011 ..	at Northwestern .....	L ..... 42-0
018 ..	DENISON .....	L ..... 13-7
025 ..	at Ohio Northern .....	L ..... 9-0
N1 ....	DAYTON .....	L ..... 21-0
N8 ....	OBERLIN .....	L ..... 13-0
N15 ..	at Wooster .....	L ..... 32-0
N27 ..	MIAMI (OH) .....	W ..... 8-7

**1925 4-5**

Coach - George McLaren   Captain - John Pease		
S26... Transylvania .....	L .....	21-15
03 .... Hanover .....	W .....	12-0
010 .. Georgetown (KY) ...	W .....	12-6
017 .. Otterbein .....	W .....	6-0
024 .. Denison .....	L .....	24-12
031 .. Dayton .....	L .....	23-0
N7 .... Wittenberg .....	W .....	6-2
N14 .. Ohio .....	L .....	13-2
N26 .. Miami (OH) .....	L .....	33-0

**1926 3-5-1**

Coach - George McLaren   Captain - Tiny Herman		
Kentucky Wesleyan .....	W .....	25-0
Otterbein .....	W .....	21-6
Denison .....	L .....	14-0
Marietta .....	W .....	22-7
Ohio .....	L .....	38-7
Western Reserve .....	L .....	14-2
Dayton .....	L .....	52-0
Wittenberg .....	L .....	15-13
Miami (OH) .....	T .....	6-6

**1927 2-5-2**

Coach - George Babcock   Captain - Joseph Filger		
S24...	Kentucky Wesleyan.....	L.....12-0
01 ....	Hanover.....	W.....35-6
08 ....	Wittenberg.....	L.....45-0
015 ..	Dayton.....	L.....9-0
022 ..	Marietta.....	T.....6-6
029 ..	Denison.....	L.....3-0
N5 ....	Transylvania.....	W.....19-0
N12 ..	Ohio.....	T.....7-7
N24 ..	Miami (OH).....	L.....17-14

**1928 1-8**

Coach - George Babcock   Captain - John Schott		
S29... Hanover .....	W .....	20-6
06 .... Kentucky Wesleyan .....	L .....	6-0
013 .. Ohio Wesleyan .....	L .....	71-0
020 .. Ohio .....	L .....	65-0

027 .. Wittenberg .....	L .....	6-0
N3 .... Transylvania .....	L .....	25-6
N10 .. Dayton .....	L .....	25-6
N17 .. Denison .....	L .....	9-0
N29 .. Miami (OH) .....	L .....	34-0

**1929 4-4-1**

Coach - George Babcock   Captain - Frank Dost		
CEDARVILLE .....	W .....	19-0
at Louisville .....	W .....	7-0
OHIO NORTHERN .....	W .....	12-6
at Kenyon .....	W .....	18-6
DENISON .....	T .....	6-6
OHIO .....	L .....	35-0
at Wittenberg .....	L .....	13-7
OHIO WESLEYAN .....	L .....	53-0
MIAMI (OH) .....	L .....	14-6

**1930 5-4**

Coach - George Babcock   Captain - Art Hallett		
S27 .. CEDARVILLE .....	W .....	46-0
03 .... KENTUCKY WESLEYAN W .....	L .....	6-0
011 .. at Michigan State .....	L .....	32-0
018 .. OHIO WESLEYAN .....	L .....	33-0
025 .. DENISON .....	W .....	13-6
N1 .... OHIO .....	L .....	48-0
N8 .... MARIETTA .....	W .....	20-7
N15 .. WITTENBERG .....	L .....	12-0
N27 .. MIAMI (OH) .....	W .....	6-0

**1931 5-4**

Coach - Dana King   Captain - Cliff Goldmeyer		
S26...	RIO GRANDE.....	W.....19-6
03...	at Ohio State.....	L.....67-6
010...	DePAUW.....	L.....7-6
017...	MARIETTA.....	W.....50-0
024...	OHIO.....	L.....13-7
031...	MUSKINGUM.....	L.....15-0
N7.....	at Denison.....	W.....33-0
N14...	HEIDELBERG.....	W.....46-7
N26...	MIAMI (OH).....	W.....20-0

**1932 7-2**

Coach - Dana King   Captain - Bill Gilliland		
S24... HANOVER.....	W.....	51-0
01 .... GEORGETOWN (KY) ...	W.....	22-12
08 .... BUTLER .....	W.....	13-7
015 .. SOUTH DAKOTA .....	W.....	7-0
022 .. DENISON.....	W.....	6-0
029 .. WITTENBERG .....	W.....	25-6
N5 .... WABASH .....	W.....	14-0
N12 .. at Ohio.....	L.....	23-0
N24 .. MIAMI (OH) .....	L.....	21-13

**1933 7-2****Buckeye Conference Co-Champion**

Coach - Dana King   Captain - Merle Williams			
S30...	RIO GRANDE .....	W .....	20-0
07 ....	SOUTH DAKOTA .....	W .....	13-0
014 ..	KENTUCKY .....	L .....	3-0
021 ..	MARSHALL .....	W .....	19-0
028 ..	BUTLER .....	W .....	34-7
N4 ....	at Ohio Wesleyan .....	W .....	7-0
N11 ..	at Wittenberg .....	W .....	14-6
N18 ..	OHIO .....	W .....	2-0
N30 ..	MIAMI (OH) .....	L .....	6-2

**1934 6-2-1****Buckeye Conference Champion**

Coach - Dana King   Captain - George Smith		
S29...	OTTERBEIN	W 45-0
06	KENTUCKY	L 27-0
013	at Vanderbilt	L 32-0
020	ASHLAND	W 32-6
027	GEORGETOWN (KY)	W 45-0
N3	MARSHALL	W 7-0
N10	at Ohio	T 0-0
N17	OHIO WESLEYAN	W 13-6
N29	MIAMI (OH)	W 21-0

**1935 7-2**

Coach - Russ Cohen   Captain - Ray Nolting		
S28... DAYTON .....	W .....	25-0
05 .... SOUTH DAKOTA STATE W .....	L .....	38-0
012 .. at Denison .....	W .....	35-0
019 .. INDIANA .....	W .....	7-0
026 .. BALTIMORE .....	W .....	67-0
N2 .... at Ohio Wesleyan .....	L .....	13-12
N9 .... MARSHALL .....	W .....	39-13
N16 .. at Ohio .....	L .....	16-6
N28 .. MIAMI (OH) .....	W .....	8-7

**1936 1-5-3**

Coach - Russ Cohen   Captain - Linus Haby		
S26... WEST VIRGINIA .....	L .....	40-6
03 .... BUTLER .....	T .....	12-12
010 .. GEORGETOWN .....	L .....	7-0
017 .. at Marshall .....	W .....	13-7
024 .. DAYTON .....	L .....	21-13
031 .. at Ohio .....	L .....	10-7
N7 .... OHIO WESLEYAN .....	T .....	0-0
N14 .. at Wisconsin .....	L .....	27-6
N26 .. MIAMI (OH) .....	T .....	0-0

**1937 0-10**

Coaches - Russ Cohen, Wade "Red" Woodworth		
S18... MOREHEAD .....	L .....	7-0
S25... WESTERN RESERVE .....	L .....	32-6
02 .... BUTLER .....	L .....	13-0
09 .... at Dayton .....	L .....	35-0
016 .. CASE .....	L .....	21-0
023 .. at Indiana .....	L .....	27-0
030 .. at Ohio Wesleyan .....	L .....	20-6
N6 .... OHIO .....	L .....	17-0
N13 .. at Marshall .....	L .....	28-0
N25 .. MIAMI (OH) .....	L .....	14-6

**1938 4-5**

Coach - Joe Meyer   Captain - Harry Shelby		
S24..	LOUISVILLE .....	W ..... 19-9
01 ....	ILL. WESLEYAN .....	W ..... 6-0
08 ....	DAYTON .....	L ..... 26-6
014 ..	at Tampa .....	W ..... 7-6
022 ..	WESTERN RESERVE .....	L ..... 33-0
029 ..	at Ohio .....	L ..... 13-12
N5 ....	OHIO WESLEYAN .....	W ..... 14-7
N12 ..	MARSHALL .....	L ..... 27-9
N24 ..	MIAMI (OH) .....	L ..... 16-7

**1939 4-3-2**

Coach - Joe Meyer   Captain - Orville Kelchner		
S30... TAMPA .....	W .....	26-7
06 .... at Dayton .....	L .....	32-2
014 .. WEST VIRGINIA .....	L .....	7-0
021 .. at Wayne .....	W .....	21-0
027 .. at Western Reserve .....	T .....	0-0
N4 .... CENTRE .....	T .....	6-6
N11 .. BOSTON UNIVERSITY .....	L .....	13-6
N18 .. SOUTH DAKOTA .....	W .....	13-0
N23 .. MIAMI (OH) .....	W .....	13-0

**1940 5-3-1**

Coach - Joe Meyer   Captain - Otto Oppenheimer		
S21... HANOVER .....	W .....	45-0
S28... LOUISVILLE .....	W .....	7-0
05 .... at Navy .....	L .....	14-0
012 .. CENTRE .....	W .....	22-0
019 .. at Boston University .....	L .....	14-0
026 .. DAYTON .....	L .....	7-0
N2 .... CARNEGIE TECH .....	W .....	7-6
N9 .... at West Virginia .....	T .....	7-7
N21 .. MIAMI (OH) .....	W .....	44-0

**1941 6-3**

Coach - Joe Meyer   Captain - Ray Virgin		
S20..	TRANSYLVANIA .....	W ..... 46-0
S27..	LOUISVILLE .....	W ..... 28-7
04 ....	at Boston University .....	L ..... 14-13
011 ..	WAYNE .....	W ..... 37-0
018 ..	CENTRE .....	W ..... 18-0
025 ..	at Tennessee .....	L ..... 21-6
N1 ....	at Dayton .....	L ..... 3-0
N8 ....	CARNEGIE TECH .....	W ..... 20-0
N20 ..	MIAMI (OH) .....	W ..... 26-0



UC posted an 8-7 win against rival Miami (OH) in 1924.

**1942 8-2**

Coach - Joe Meyer   Captain - Nick Skorich		
S26... LOUISVILLE .....	W .....	51-0
03 .... at Western Reserve .....	W .....	18-7
010 .. CENTRE .....	W .....	21-0
017 .. OHIO .....	W .....	26-7
024 .. (2) GEORGIA .....	L .....	35-13
031 .. BOSTON UNIVERSITY .....	W .....	6-0
N7 .... at (13) Tennessee .....	L .....	34-12
N14 .. DAYTON .....	W .....	20-0
N21 .. XAVIER .....	W .....	9-0
N26 .. MIAMI (OH) .....	W .....	21-12

**1943-44 No Football-World War II****1945 4-4**

Coach - Ray Nolting		
S22 ... DENISON .....	W .....	30-0
S29 ... at Kentucky .....	L .....	13-7
06 ... DePAUW .....	W .....	7-0
013 ... at Ohio .....	L .....	20-19
027 ... KENTUCKY .....	W .....	16-7
N3 ... BALDWIN-WALLACE .....	W .....	39-0
N10 ... at Detroit .....	L .....	20-0
N22 ... MIAMI (OH) .....	L .....	28-14

**1946 9-2**

Coach - Ray Nolting   Captain - Elbie Nickel		
S21 ... at Indiana .....	W .....	15-6
S28 ... KENTUCKY .....	L .....	26-7
05 ... MARSHALL .....	W .....	39-14
012 ... at Dayton .....	W .....	19-0
019 ... OHIO .....	W .....	19-0
026 ... at Michigan State .....	W .....	18-7
N2 ... at Tulsa .....	L .....	20-0
N9 ... XAVIER .....	W .....	39-0
N16 ... WESTERN RESERVE ...	W .....	34-7
N28 ... MIAMI (OH) .....	W .....	13-7
SUN BOWL - El Paso, Texas		
J1 ... vs. Virginia Tech .....	W .....	18-6

**1947 7-3****Mid-American Conference Champions**

Coach - Ray Nolting   Captains - Al Sabato & Dick Langenbeck		
S27... at Kentucky .....	L .....	20-0
04 .... ST. BONAVENTURE .....	W .....	20-14
011 .. DAYTON .....	L .....	26-21
018 .. OKLAHOMA CITY .....	W .....	20-13
025 .. XAVIER .....	W .....	27-25
N1 .... at Ohio .....	W .....	34-0
N8 .... MIAMI (FL) .....	W .....	20-7
N15 .. at Western Reserve ....	W .....	7-6
N22 .. BUTLER .....	W .....	26-19
N27 .. MIAMI (OH) .....	L .....	38-7

**1948 3-6-1**

Coach - Ray Nolting   Captain - Roger Stephens		
S25..	HARDIN-SIMMONS .....	T ..... 7-7
02 ..	XAVIER .....	L ..... 13-7
09 ..	OHIO .....	W ..... 18-13
016 ..	at Mississippi State .....	L ..... 27-0
023 ..	at Butler .....	W ..... 16-7
030 ..	KENTUCKY .....	L ..... 28-7
N5 ..	at Miami (FL) .....	L ..... 36-6
N13 ..	WESTERN RESERVE ...	W ..... 26-13
N20 ..	(14) TULANE .....	L ..... 6-0
N25 ..	MIAMI (OH) .....	L ..... 43-19

**1949 7-4****Mid-American Conference Champions**

Coach - Sid Gillman   Captain - Thurman Owens		
S17 ... NEVADA .....	L .....	41-21
S24 ... HARDIN-SIMMONS .....	W .....	27-21
01 .... at Pacific .....	L .....	34-7
08 ... WESTERN MICHIGAN .....	W .....	27-6
015 ... MISSISSIPPI STATE .....	W .....	19-0
022 ... WESTERN RESERVE .....	W .....	21-13
029 ... at (14) Kentucky .....	L .....	14-7
N5 .... at Ohio .....	W .....	34-13
N12 ... XAVIER .....	L .....	20-14
N24 ... MIAMI (OH) .....	W .....	27-6
GLASS BOWL - Toledo, Ohio		
D3 .... at Toledo .....	W .....	33-13

**1950 8-4****Mid-American Conference Champions**

Coach - Sid Gillman   Captain - Pete St. Clair		
S16... TEXAS WESTERN .....	W .....	32-0
S23... HARDIN-SIMMONS .....	W .....	9-7
S30... at William & Mary .....	L .....	20-14
07 .... LOUISVILLE .....	W .....	28-20
014 .. at (5) Kentucky .....	L .....	41-7
021 .. at Western Michigan .....	W .....	27-6
028 .. WESTERN RESERVE .....	W .....	48-6
N4 .... OHIO .....	W .....	23-0
N11 .. PACIFIC .....	W .....	14-7
N18 .. XAVIER .....	W .....	33-20
N25 .. MIAMI (OH) .....	L .....	28-0

**1951 10-1****Mid-American Conference Champions**

Coach - Sid Gillman   Captains - Ralph Staub, Nick Shundrich		
S15 ... VMI .....	W .....	26-7
S22 ... at Kansas State .....	W .....	34-0
S29 ... TULSA .....	W .....	47-35
06 ... HAWAII .....	W .....	34-0
013 ... LOUISVILLE .....	W .....	38-0
020 ... WESTERN RESERVE .....	W .....	41-0
027 ... TEXAS WESTERN .....	W .....	53-18
N3 ... at Hardin-Simmons .....	W .....	13-12
N10 ... at Ohio .....	W .....	40-0
N17 ... XAVIER .....	L .....	26-0
N24 ... MIAMI (OH) .....	W .....	19-14



# YEAR-BY-YEAR SCORES

**1952 8-1-1****Mid-American Conference Champions**

Coach - Sid Gillman   Captain - Glenn Sample	
S20... DAYTON.....W.....25-0	
S27... KANSAS STATE.....W.....13-6	
04...at Tulsa.....T.....14-14	
011...XAVIER.....W.....20-13	
018...WABASH.....W.....27-7	
025...KENTUCKY.....L.....14-6	
N1...at Western Reserve.....W.....41-2	
N8...OHIO.....W.....41-7	
N15...WASHINGTON & LEE.....W.....54-0	
N27...MIAMI (OH).....W.....34-9	

**1953 9-1****Coach - Sid Gillman | Captains - Don Fritz, Dom Del Bene**

S19...at Tulsa.....W.....14-7	
S26...at Marquette.....L.....31-7	
03...WILLIAM & MARY.....W.....57-7	
010...TOLEDO.....W.....41-7	
017...XAVIER.....W.....20-6	
024...WESTERN RESERVE.....W.....66-0	
031...DAYTON.....W.....27-0	
N7...at Louisville.....W.....41-0	
N14...VMI.....W.....67-0	
N26...MIAMI (OH).....W.....14-0	

**1954 8-2****Coach - Sid Gillman | Captain - Dick Goist**

S18...at Detroit.....W.....21-13	
S25...DAYTON.....W.....42-13	
02...TULSA.....W.....40-7	
09...at Marquette.....W.....30-13	
016...HARDIN-SIMMONS.....W.....27-22	
023...XAVIER.....W.....33-0	
030...PACIFIC.....W.....13-7	
N6...at Arizona State.....W.....34-7	
N13...WICHITA.....L.....13-0	
N25...MIAMI (OH).....L.....21-9	

**1955 1-6-2****Coach - George Blackburn | Captain - Joe Miller**

S24...DAYTON.....L.....15-14	
01...at Pacific.....L.....27-13	
08...XAVIER.....L.....37-0	
015...MARQUETTE.....W.....13-12	
022...at Tulsa.....T.....21-21	
029...DETROIT.....T.....0-0	
N5...at Wichita.....L.....20-16	
N12...HARDIN-SIMMONS.....L.....53-20	
N24... (16) MIAMI (OH).....L.....14-0	

**1956 4-5****Coach - George Blackburn | Captain - Jack Gordon**

S22...DAYTON.....L.....19-13	
S29...TULSA.....W.....7-6	
06...at Pacific.....L.....21-15	
013...XAVIER.....L.....34-14	
020...at Navy.....L.....13-7	
027...at Marquette.....W.....33-13	
N3...DETROIT.....W.....33-7	
N10...WICHITA.....W.....21-0	
N22...MIAMI (OH).....L.....27-13	

**1957 5-4-1****Coach - George Blackburn | Captains - Dick Seomin, Ron Couch**

S21...DAYTON.....T.....13-13	
S28...at Wichita.....W.....19-13	
05...HOUSTON.....L.....7-0	
012...XAVIER.....W.....23-14	
019...MARQUETTE.....W.....14-0	
026...PACIFIC.....W.....7-2	
N2...DETROIT.....L.....20-12	
N9...at Indiana.....W.....21-0	
N16...at Tulsa.....L.....12-7	
N28...MIAMI (OH).....L.....20-14	

**1958 6-2-2****Coach - George Blackburn | Captain - Bob Del Rosa**

S20...DAYTON.....W.....14-0	
S27...WICHITA.....T.....16-16	
04... (19) HOUSTON.....L.....34-13	
011...XAVIER.....W.....14-8	
018...at Pacific.....W.....12-6	
025...OKLAHOMA STATE.....L.....19-14	
N1...at North Texas State.....T.....8-8	
N8...TULSA.....W.....15-6	
N15...at Marquette.....W.....15-0	
N27...MIAMI (OH).....W.....18-7	

**1959 5-4-1****Coach - George Blackburn | Captain - Jim Leo**

S19...at Oklahoma State.....W.....22-9	
S26...DAYTON.....W.....21-7	
03...at Houston.....L.....13-12	
010...NORTH TEXAS STATE.....L.....21-6	
017...at Wichita.....T.....28-28	
024...PACIFIC.....W.....21-14	
031...XAVIER.....W.....28-0	
N7...at Tulsa.....L.....14-7	
N14...MARQUETTE.....L.....35-34	
N26...MIAMI (OH).....W.....14-7	

**1960 4-6****Coach - George Blackburn | Captain - Howard Converse**

S17...HARDIN-SIMMONS.....W.....15-14	
S24...DAYTON.....W.....27-21	
01...at North Texas State.....W.....21-0	
07...at Detroit.....L.....14-0	
015...WICHITA.....L.....25-8	
022...TULSA.....L.....34-3	
029...XAVIER.....L.....5-0	
N5...at Houston.....L.....14-0	
N12...at Marquette.....W.....33-13	
N19...MIAMI (OH).....L.....10-6	

**1961 3-7****Coach - Chuck Studley | Captains - Ken Byers, Don Ross**

S16...DAYTON.....W.....16-12	
S23...at Boston College.....L.....23-0	
S30...at Wichita.....L.....21-13	
07...XAVIER.....L.....17-12	
014...AIR FORCE.....L.....8-6	
021...HOUSTON.....L.....13-7	
028...NORTH TEXAS STATE.....W.....21-9	
N4...at Tulsa.....L.....19-0	
N18...MIAMI (OH).....L.....3-7	
N25...DETROIT.....W.....19-13	

**1962 2-8****Coach - Chuck Studley | Captains - Rufus Simmons, Phil Goldner**

S22...DAYTON.....W.....13-0	
S29...INDIANA.....L.....26-6	
06...WICHITA STATE.....W.....27-15	
020...at North Texas State.....L.....14-8	
027...RICHMOND.....L.....21-20	
N3...TULSA.....L.....24-18	
N9...at Detroit.....L.....15-14	
N17...MIAMI (OH).....L.....38-16	
N24...XAVIER.....L.....7-6	
D1...at Houston.....L.....42-14	

**1963 6-4****Missouri Valley Conference Co-Champions****Coach - Chuck Studley | Captain - Darrell Gauley**

S21...DRAKE.....W.....28-0	
S28...at Army.....L.....22-0	
05...XAVIER.....W.....35-22	
012...at Tulsa.....W.....21-15	
019...DETROIT.....W.....35-0	
026...at Indiana.....L.....20-6	
N2...DAYTON.....W.....35-8	
N9...NORTH TEXAS STATE.....W.....39-7	
N16...at Wichita State.....L.....23-20	
N28...MIAMI (OH).....L.....21-19	

**1964 8-2****Missouri Valley Conference Champions****Coach - Chuck Studley | Captains - Brig Owens, Jerry Momper**

S26...DAYTON.....W.....20-10	
02...at Detroit.....W.....19-0	
010...XAVIER.....W.....35-6	
017...at Boston College.....L.....10-0	
024...TULSA.....W.....28-23	
031...GEORGE WASHINGTON.....L.....17-15	
N7...at North Texas State.....W.....27-6	
N14...at Wichita State.....W.....19-7	
N21...MIAMI (OH).....W.....28-14	
N28...at Houston.....W.....20-6	

**1965 5-5****Coach - Chuck Studley | Captain - Dick Fugere**

S18...DAYTON.....W.....28-0	
S24...at Houston.....L.....21-6	
02...WICHITA STATE.....W.....14-6	
09...XAVIER.....L.....14-3	
015...at George Washington.....W.....13-3	
023...at Tulsa.....L.....49-6	
030...NORTH TEXAS STATE.....L.....28-24	
N6...at Kansas State.....W.....21-14	
N13...SOUTH DAKOTA.....W.....41-0	
N20...MIAMI (OH).....L.....37-7	

**1966 3-7****Coach - Chuck Studley | Captains - Jay Bachman, John Parker**

S24...DAYTON.....L.....23-7	
01...at Wichita State.....W.....20-6	
08...XAVIER.....L.....25-13	
015...at Tulane.....L.....28-21	
022...KANSAS STATE.....W.....28-14	
029...TULSA.....L.....13-0	
N5...at North Texas State.....L.....35-13	
N12...LOUISVILLE.....W.....17-3	
N19...at Memphis.....L.....26-14	
N26...MIAMI (OH).....L.....28-8	

**1967 3-6****Coach - Homer Rice | Captains - Tony Jackson, Jerry Mislik**

S23...DAYTON.....L.....27-13	
S30...at Memphis.....L.....17-0	
07...WICHITA STATE.....W.....14-6	
014...XAVIER.....L.....15-10	
021...at Tulsa.....L.....35-6	
028...NORTH TEXAS STATE.....L.....34-14	
N4...BOSTON COLLEGE.....W.....27-21	
N11...at Louisville.....W.....13-7	
N18...MIAMI (OH).....L.....27-14	

**1968 5-4-1****Coach - Homer Rice | Captains - Greg Cook, Milt Balkum**

S21...at Texas Tech.....T.....10-10	
S28...XAVIER.....W.....17-14	
04...at (12) Houston.....L.....71-33	
012...TAMPA.....W.....31-28	
019...at Wichita State.....W.....40-27	
026...TULSA.....L.....34-27	
N2...at North Texas State.....L.....55-34	
N9...LOUISVILLE.....W.....37-7	
N16...OHIO.....L.....60-48	
N23...MIAMI (OH).....W.....23-21	

**1969 4-6****Coach - Ray Callahan | Captains - Bob Merckich, Jim Nelson**

S13...at West Virginia.....L.....57-11	
S20...WILLIAM & MARY.....W.....26-18	
04...XAVIER.....W.....17-14	
011...MEMPHIS.....L.....52-6	
018...WICHITA STATE.....W.....21-14	
025...at Tulsa.....L.....40-24	
N1...NORTH TEXAS STATE.....L.....31-30	
N8...at Louisville.....W.....31-21	
N15...at Ohio.....L.....46-6	
N22...MIAMI (OH).....L.....36-20	

**1970 7-4****Coach - Ray Callahan | Captains - Bob Bell, Mark Mercurio, Earl Wilson**

S12...at Tulsa.....L.....7-3	
S19...DAYTON (RS).....W.....13-7	
S26...at William & Mary.....W.....17-10	
02...TULANE.....L.....6-3	
010...XAVIER.....W.....42-0	
024...OHIO.....W.....29-21	
031...at Wichita State.....W.....35-5	
N7...at North Texas State.....W.....30-10	
N14...LOUISVILLE.....L.....28-14	
N21...MIAMI (OH).....W.....33-0	
N28...at Memphis.....L.....14-10	

**1971 7-4****Coach - Ray Callahan | Captains - Albert Johnson, Ken Weingart, Craig Heneveld, Ron Bryant**

S11...at Dayton.....L.....16-3	
S18...KENT.....W.....42-20	
S25...HOUSTON.....L.....12-3	
02...at Texas A&M.....W.....17-0	
09...XAVIER.....W.....30-7	
016...WICHITA STATE.....W.....20-25	
030...MEMPHIS.....L.....45-21	
N6...NORTH TEXAS STATE.....W.....40-7	
N13...OHIO.....W.....23-15	
N20...at Miami (OH).....L.....43-7	
N27...at Louisville.....W.....19-16	

**1972 2-9****Coach - Ray Callahan | Captain - Billy Hunter**

S9...at Indiana State.....W.....10-7	
S16...at (2) Colorado.....L.....56-14	
S23...XAVIER.....L.....19-7	
S30...VILLANOVA.....W.....14-7	
07...OHIO.....L.....28-14	
014...at Wichita State.....L.....20-17	
028...LOUISVILLE.....L.....38-13	
N4...at North Texas State.....L.....27-25	
N11...at Memphis.....L.....49-24	
N18...MIAMI (OH).....L.....23-0	
N25...at Houston.....L.....49-0	

**1973 4-7****Coach - Tony Mason | Captain - Evan Jolitz**

S15...XAVIER.....W.....40-7	
S22...at Villanova.....L.....14-7	
S29...at Tulsa.....L.....16-13	
06...at Temple.....L.....16-15	
013...S.W. LOUISIANA.....W.....27-0	
020...WICHITA STATE.....W.....27-6	
027...at Louisville.....L.....10-8	
N3...NORTH TEXAS STATE.....W.....52-3	
N10...at Ohio.....L.....14-8	
N17...at (17) Miami (OH).....L.....6-0	
N24...MEMPHIS.....L.....17-13	

**1974 7-4****Coach - Tony Mason | Captains - Tom Rose, Tom Marvaso**

S14...at Washington.....L.....21-17	
S21...at Rice.....W.....28-21	
S28...LOUISVILLE.....W.....7-6	
012...at Memphis.....L.....13-7	
019...at Wichita State.....W.....43-0	
025...at Houston.....L.....27-6	
N2...TEMPLE.....W.....22-20	
N9...OHIO.....W.....35-13	
N16... (12) MIAMI (OH).....L.....27-7	
N23...CHATTANOOGA.....W.....35-20	
N30...LOUISIANA-MONROE.....W.....20-7	

**1975 6-5****Coach - Tony Mason | Captains - Jay Bonds, Paul Hunter**

S13...RICHMOND.....W.....19-6	
S20...MEMPHIS.....W.....13-3	
S27...at Louisville.....W.....46-27	
04...at Temple.....L.....21-17	
011...at Tulsa.....L.....24-16	
018...ARKANSAS STATE.....L.....14-9	
025...SW LOUISIANA.....W.....23-17	
N1...HOUSTON.....W.....28-23	
N8... (16) MARYLAND (RS).....L.....21-19	
N15...at Ohio.....W.....6-5	
N22...at (16) Miami (OH).....L.....21-13	

**1976 9-2****Coach - Tony Mason | Captains - Mike Woods, Howie Kurnick**

S11...at Tulane.....W.....21-14	
S18...**at SW Louisiana.....L.....7-3	
S25...MIAMI (OH).....W.....17-0	
02...at Southern Miss.....W.....28-21	
09...at Arizona State.....W.....14-0	
016...TULSA.....W.....16-7	
023...at (10) Georgia.....L.....31-17	
030...at (5) Maryland.....L.....21-0	
N6...OHIO.....W.....35-0	
N13...VANDERBILT.....W.....33-7	
N20...LOUISVILLE.....W.....20-6	

\*\* - Later won by forfeit

**1977 5-4-2****Coach - Ralph Staub | Captains - Gardner Cobb, Howie Kurnick, Napoleon Outlaw, Dan Rains, Mike Woods**

S10...NORTHWESTERN ST.....W.....41-0	
S17...at Louisville.....T.....17-17	
S24...LOUISIANA-MONROE.....W.....63-0	
01...SOUTHERN MISS.....W.....17-6	
08...at Florida State.....L.....14-0	
015...at Tulane.....L.....16-13	
022...TULSA.....W.....28-0	
029...TEMPLE.....T.....17-17	
N5...at Ohio.....W.....38-26	



UC defeated rival Xavier 23-14 in 1957.



N19... at Vanderbilt.....	L.....	13-9
N24... MIAMI (OH).....	L.....	12-7

## 1978 5-6

Coach - Ralph Staub   Captains - Dwayne Berry, Jim Daley, Howie Kurnick, Mike Rock		
S16... SOUTHERN MISS .....	W .....	26-14
S23... LOUISVILLE .....	L .....	28-14
S30... at Richmond .....	L .....	51-28
07 ... at (18) Florida State .....	L .....	26-21
014... at Temple .....	L .....	16-13
021... TULSA .....	L .....	27-26
028... at SW Louisiana .....	W .....	38-13
N4... LOUISIANA-MONROE .....	W .....	20-7
N11... OHIO .....	W .....	35-0
N18... at Miami (OH) .....	L .....	28-24
N25... at Memphis .....	W .....	34-14

## 1979 2-9

Coach - Ralph Staub   Captains - Farley Bell, Ed Kloboves, Mike Rogers, Dan Vete		
S15... at Southern Miss.....	L.....	24-6
S22... at Louisville.....	L.....	22-19
S29... VILLANOVA.....	W.....	27-13
06... at (18) North Carolina.....	L.....	35-14
013... at Pittsburgh.....	L.....	35-0
020... at Temple.....	L.....	35-20
027... RICHMOND.....	W.....	17-14
N3... (6) FLORIDA STATE.....	L.....	26-21
N10... OHIO.....	L.....	27-7
N17... at Miami (OH).....	L.....	27-14
N24... at Memphis.....	L.....	23-17

## 1980 2-9

Coach - Ralph Staub   Captains - Scott Heineman, Karl Woods		
S6.... at West Virginia.....	L.....	41-27
S13.... at Tulsa.....	L.....	31-13
S20.... at Rutgers.....	L.....	24-7
S27.... WICHITA STATE.....	L.....	13-8
04.... at Villanova.....	L.....	23-6
011.... at (17) South Carolina.....	L.....	49-7
018.... at Temple.....	L.....	23-7
025.... at Richmond.....	L.....	24-10
N1.... MEMPHIS.....	W.....	14-10
N8.... at Louisville.....	L.....	20-0
N22.... MIAMI (OH).....	W.....	23-13

## 1981 6-5

Coach - Mike Gottfried   Captains - James Bettis, Mike Brookins, Mike Gates, Tim Schira, Kari Yli-Renko		
S5....	YOUNGSTOWN STATE .....	L..... 19-13
S12....	at (9) Penn State.....	L..... 52-0
S19....	at (7) Pittsburgh.....	L..... 38-7
S26....	RUTGERS.....	W..... 10-0
03....	at Ohio.....	W..... 19-9
010....	RICHMOND.....	W..... 27-18
017....	TEMPLE.....	L..... 24-13
024....	TULANE.....	W..... 17-13
031....	MEMPHIS.....	W..... 38-7
N14....	LOUISVILLE.....	W..... 24-0
N21....	at Miami (OH).....	L..... 7-3

## 1982 6-5

Coach - Mike Gottfried   Captains - Danny Barrett, Mike Gates, Antonio Gibson, Joe Olding, George Warhop		
S4... at Florida State.....	L.....	38-31
S11... LOUISVILLE (RS).....	W.....	38-16
S25... YOUNGSTOWN STATE.....	W.....	52-3
02... at South Carolina.....	L.....	37-10
09... LONG BEACH ST. (RS).....	W.....	34-14
016... at Memphis.....	W.....	16-7
023... at (7) Alabama.....	L.....	21-3
030... at Temple.....	L.....	41-7
N13... MORGAN STATE (RS).....	W.....	52-0
N18... MIAMI (OH) (RS).....	W.....	20-10
N27... at Miami (FL).....	L.....	19-13

## 1983 4-6-1

Coach - Watson Brown   Captains - Gene Beck, Bill Booze, Don Goodman, George Jamison, Linwood Marshall		
S10... at (20) Penn State.....	W.....	14-3
S17... OKLAHOMA STATE.....	L.....	27-17
S24... at Louisville.....	L.....	31-23
01... CORNELL (RS).....	W.....	48-20
08... TEMPLE (RS).....	W.....	31-16
015... at Florida State.....	L.....	43-17
022... (8) MIAMI (FL) (RS).....	L.....	17-7
029... at Kentucky.....	T.....	13-13
N5... RUTGERS (RS).....	W.....	18-7
N12... MEMPHIS (RS).....	L.....	43-10
N19... at Miami (OH).....	L.....	14-10

## 1984 2-9

Coach - Dave Currey   Captains - Troy Bodine, Tom Egenoff		
S8..... AKRON.....	W.....	28-27
S15... YOUNGSTOWN STATE.....	L.....	27-23
S22... at Memphis.....	L.....	47-7
S29... at Rutgers.....	L.....	43-15
013... (10) MIAMI (FL) (RS).....	L.....	49-25
020... at (17) Florida.....	L.....	48-17
027... LOUISVILLE (RS).....	W.....	40-21
N3... at Temple.....	L.....	42-10
N10... at (20) Auburn.....	L.....	60-0
N17... ALABAMA (RS).....	L.....	29-7
N22... MIAMI (OH) (RS).....	L.....	31-26

## 1985 5-6

Coach - Dave Currey   Captains - Nick Frankos, Reggie Taylor		
A31... VIRGINIA TECH.....	W.....	31-14
S7..... AUSTIN PEAY.....	W.....	31-9
S14... at Youngstown State.....	W.....	29-27
S21... at Alabama.....	L.....	45-10
S28... at Kentucky.....	L.....	27-7
05..... TEMPLE (RS).....	L.....	28-16
012... at Miami (FL).....	L.....	38-0
019... at Louisville.....	W.....	31-9
026... BOSTON COLLEGE (RS).....	W.....	24-17
N9..... (2) PENN STATE (RS).....	L.....	31-10
N23... at Miami (OH).....	L.....	16-10

## 1986 5-6

Coach - Dave Currey   Captains - Alex Gordon, Rob Niehoff, Reggie Taylor		
S6.....	at Virginia Tech .....	W ..... 24-20
S13.....	MIAMI (OH) (RS) .....	W ..... 45-38
S20.....	at Rutgers .....	L ..... 48-28
S27.....	KENTUCKY (RS) .....	L ..... 37-20
04.....	LOUISVILLE .....	W ..... 24-17
011.....	at (5) Penn State .....	L ..... 23-17
018.....	(1) MIAMI (FL) .....	L ..... 45-13
025.....	at Wichita State .....	W ..... 24-19
N1.....	INDIANA STATE .....	W ..... 46-14
N8.....	at (9) Auburn .....	L ..... 52-7
N15.....	at East Carolina .....	L ..... 32-19

## 1987 4-7

Coach - Dave Currey   Captains - Bob Leshnak, John Lewis, Danny McCain		
S5.....	RUTGERS.....	L.....10-7
S12....	at Louisville.....	W.....25-0
S19....	at (20) Penn State.....	L.....41-0
S26....	MIAMI (OH).....	W.....31-26
010....	at East Carolina.....	L.....56-28
017....	at West Virginia.....	L.....45-17
024....	(3) MIAMI (FL) (RS).....	L.....48-10
031....	TENNESSEE TECH.....	W.....38-17
N7.....	at Indiana State.....	L.....40-16
N14....	AUSTIN PEAY.....	W.....42-10
N21....	at Virginia Tech.....	L.....21-20

## 1988 3-8

Coach - Dave Currey   Captains - Chris Asbeck, Bill Davis, Daryl Huber		
S10... at Boston College.....	L.....	41-7
S17... AUSTIN PEAY.....	W.....	52-7
S24... at Miami (OH).....	W.....	34-18
01 ... at Rutgers.....	L.....	38-9
08 ... at Penn State.....	L.....	35-9

015... VIRGINIA TECH.....	L.....	41-14
022... at (3) Miami (FL).....	L.....	57-3
029... LOUISVILLE.....	L.....	21-6
N5... (4) WEST VIRGINIA (RS).....	L.....	51-13
N12... INDIANA STATE.....	W.....	40-21
N19... EAST CAROLINA.....	L.....	49-14

## 1989 1-9-1

Coach - Tim Murphy   Captain - Jack Brusciandelli		
S2..... RUTGERS.....	T.....	17-17
S16..... EAST CAROLINA.....	L.....	21-14
S23..... at Miami (OH).....	W.....	30-14
S30..... at Louisville.....	L.....	37-17
07..... at (2) Miami (FL).....	L.....	56-0
014..... MEMPHIS.....	L.....	34-17
021..... at (18) West Virginia.....	L.....	69-3
028..... at Akron.....	L.....	31-0
N4..... at Kentucky.....	L.....	31-0
N11..... MOREHEAD STATE.....	L.....	13-10
N18..... NORTHERN ILLINOIS.....	L.....	56-3

## 1990 1-10

Coach - Tim Murphy   Captains - John Arena, Kyle Stroh		
S2... BOWLING GREEN (RS) .....	L .....	34-20
S8... at Central Michigan .....	L .....	34-0
S15... at Iowa .....	L .....	63-10
S22... MIAMI (OH) (RS) .....	L .....	16-12
S29... at Kent State .....	W .....	27-24
013... at West Virginia .....	L .....	28-20
020... at East Carolina .....	L .....	56-32
027... at Tulane .....	L .....	49-7
N3... (25) LOUISVILLE (RS) .....	L .....	41-16
N10... at (12) Florida State .....	L .....	70-21
N17... at Alabama .....	L .....	45-7

## 1991 4-7

Coach - Tim Murphy   Captains - John Arena, Johnathan Cockrell, Kelly Sims		
S7... at (5) Penn State.....	L.....	81-0
S14... at North Carolina.....	L.....	51-16
S21... at Bowling Green.....	L.....	20-16
S28... MIAMI (OH).....	L.....	22-9
05... at Louisville.....	W.....	30-7
012... at Kent State.....	W.....	38-19
019... at Virginia Tech.....	L.....	56-9
026... SOUTHERN MISS.....	W.....	17-7
N2... at Kentucky.....	L.....	20-17
N9.... MIDDLE TENNESSEE ST.....	W.....	30-10
N23... (13) EAST CAROLINA.....	L.....	30-19

## 1992 3-8

Coach - Tim Murphy   Captains - Kris Bjorson, Ronnie Dixon		
S5... (8) PENN STATE.....	L.....	24-20
S19... at Miami (OH).....	L.....	17-14
S26... at (8) Tennessee.....	L.....	40-0
03... KENT STATE.....	W.....	31-0
010... at Memphis.....	L.....	34-14
017... at East Carolina.....	L.....	42-21
024... at Southern Miss.....	L.....	31-17
031... LOUISVILLE.....	L.....	27-17
N7... RUTGERS.....	W.....	26-24
N14... KENTUCKY.....	W.....	17-13
N21... AKRON.....	L.....	24-22

## 1993 8-3

Coach - Tim Murphy   Captains - Jocelyn Borgella, Jason Coppess, Nate Dingle, Lance Harp		
S4.....	AUSTIN PEAY.....	W.....42-10
S11.....	at Bowling Green.....	L.....21-7
S18.....	MIAMI (OH).....	W.....30-23
S25.....	at (11) Syracuse.....	L.....24-21
02....	at Tulsa.....	W.....22-15
09....	at Vanderbilt.....	L.....17-7
016....	BALL STATE.....	W.....44-12
023....	at Toledo.....	W.....31-24
030....	MEMPHIS.....	W.....23-20
N13....	at Houston.....	W.....41-17
N20....	EAST CAROLINA.....	W.....34-14



The Bearcats defeated Louisville, earning the Keg of Nails Trophy in 1997.

## 1994 2-8-1

Coach - Rick Minter   Captains - Ernest Allen, Reggie Hudson, Matt Vaupel		
S3.... at Indiana.....	L.....	28-3
S10... SYRACUSE.....	L.....	34-19
S17... at Miami (OH).....	T.....	17-17
01.... BOWLING GREEN.....	L.....	38-0
08... VANDERBILT.....	L.....	34-24
015... at Rutgers.....	L.....	14-9
022... at Memphis.....	L.....	26-3
029... at East Carolina.....	L.....	35-21
N5.... TROY STATE.....	W.....	28-24
N12... at Wisconsin.....	L.....	38-7
N19... TULSA.....	W.....	28-13

## 1995 6-5

Coach - Rick Minter   Captains - Muhammed El-Mubarak, Darrell Harding, Jamie Lemire, Eric Vibberts		
S2... at Kansas.....	L.....	23-18
S9... KANSAS STATE.....	L.....	23-21
S16... at Virginia Tech.....	W.....	16-0
S23... at Miami (OH).....	L.....	23-16
S30... TOLEDO.....	L.....	45-31
07... EAST CAROLINA.....	W.....	13-10
014... SOUTHERN MISS.....	W.....	16-13
021... MEMPHIS.....	W.....	28-3
028... at Northern Illinois.....	W.....	55-19
N11... at Kentucky.....	L.....	33-14
N18... at Tulsa.....	W.....	24-5

## 1996 6-5

Coach - Rick Minter   Captains - Sam Garges, Chris Hewitt, Rob Robinson, Robert Tate		
A30... TULANE *.....	L.....	34-14
S7... KENTUCKY.....	W.....	24-38
S14... at (17) Kansas State.....	L.....	35-08
S28... MIAMI (OH) (3OT).....	W.....	30-23
05... at Memphis *.....	L.....	18-16
012... BOSTON COLLEGE.....	L.....	24-17
019... HOUSTON *.....	W.....	31-20
026... at Louisville *.....	W.....	10-7
N2... at Southern Miss. *.....	L.....	21-17
N16... at UAB.....	W.....	34-14
N23... LOUISIANA-MONROE.....	W.....	35-13

## 1997 8-4

Coach - Rick Minter   Captains - Phillip Curry, Jason Fabin, John Kobalka, Derrick Ransom		
A28... TULSA.....	W.....	34-24
S6... at Tulane *	L.....	31-17
S20... KANSAS.....	W.....	34-7
S27... at Boston College.....	W.....	24-6
04... MEMPHIS *	W.....	20-17
011... UAB.....	W.....	33-29
018... at Houston * (2OT).....	L.....	41-38
025... at Miami (OH) (2OT).....	W.....	34-31
N1... (24) SOUTHERN MISS * L	.....	24-17
N8... LOUISVILLE *.....	W.....	28-9
N13... at East Carolina *.....	L.....	14-7

## HUMANITARIAN BOWL - Boise, Idaho

D29... vs. Utah State.....	W.....	35-19
----------------------------	--------	-------

## 1998 2-9

Coach - Rick Minter   Captains - Hassan Champion, Percy Evans, Tinker Keck, Chad Plummer, Brian Uhl, Kevin Ward		
S5... TULANE *	L	52-34
S12... MIAMI (FL)	L	38-12
S19... at Army *	L	37-20
S26... INDIANA	L	48-14
03 ... at Louisville *	L	62-19
010 ... at (24) Syracuse	L	63-21
017 ... at Memphis *	L	41-23
024 ... MIAMI (OH)	L	41-0
N5 ... EAST CAROLINA *	L	24-21
N14 ... HOUSTON *	W	44-43
N21 ... at Arkansas State	W	51-7

## 1999 3-8

Coach - Rick Minter   Captains - Ken Biggs, Robert Cooper, Eddie Johnson, Tinker Keck, Doug Rosfeld		
S4.....	KENT STATE.....	W.....41-3
S11.....	TROY STATE.....	L.....31-24
S18.....	(9) WISCONSIN.....	W.....17-12
S25.....	at (12) Ohio State.....	L.....34-20
09.....	at Houston *	L.....23-20
016.....	UAB * (OT).....	L.....24-21
023.....	at (21) Southern Miss *.....	L.....28-20
030.....	at Miami (OH).....	W.....52-42
N6.....	LOUISVILLE *	L.....23-13
N13.....	at (24) East Carolina*.....	L.....48-34
N20.....	MEMPHIS *	L.....21-13

## 2000 7-5

Coach - Rick Minter   Captains - Troy Evans, Eddie Johnson, Deontey Kenner, Doug Rosfeld		
S4..... ARMY.....	W.....	23-17
S9..... SYRACUSE.....	W.....	12-10
S16... at (4) Wisconsin (OT).....	L.....	28-25
S23... at Indiana.....	L.....	42-6
S30... at Tulane *	L.....	24-19
07 .... HOUSTON *	W.....	48-31
014 ... at Louisville *	L.....	38-24
028 ... MIAMI (OH).....	W.....	45-15
N4 .... UAB *	W.....	33-21
N11 ... at Memphis * (OT) ....	W.....	13-10
N18...(24) SOUTHERN MISS * ..	W.....	27-24
MOTOR CITY BOWL - Detroit, Mich.		
D27 vs Marshall.....	L.....	25-14



## YEAR-BY-YEAR SCORES

### 2001 7-5

Coach - Rick Minter | Captains - Lewis Carter, Kirt Doolin, Josh Gardner, LaVar Glover, Kirk Thompson

S2... PURDUE.....	L.....	19-14
S8... at Army *.....	W.....	27-24
S22... at Miami (OH).....	L.....	21-14
O6... TULANE *.....	W.....	46-33
O13... at UAB *.....	W.....	31-17
O20... at Houston *.....	W.....	29-28
O27... LOUISVILLE *.....	L.....	28-13
N3... CONNECTICUT.....	W.....	45-28
N10... EAST CAROLINA *.....	L.....	28-26
N24... at Memphis *.....	W.....	36-34
D1... LOUISIANA-MONROE *.....	W.....	42-10
MOTOR CITY BOWL - Detroit, Mich.		
D29... vs. (25) Toledo.....	L.....	23-16

### 2002 7-7

#### Conference USA Co-Champions

Coach - Rick Minter | Captains - Blue Adams, Derrick Adams, Kirt Doolin, Willis Edwards, Josh Gardner, Tye Keith

S2... TCU *.....	W.....	36-29 (OT)
S14... WEST VIRGINIA.....	L.....	35-32
S21... (6) OHIO STATE (PBS).....	L.....	23-19
S28... at Temple.....	W.....	35-22
O5... MIAMI (OH).....	L.....	31-26
O12... at Tulane *.....	L.....	35-17
O19... at Southern Miss *.....	L.....	23-14
O26... MEMPHIS *.....	W.....	48-10
N7... at Louisville *.....	W.....	24-14
N16... HOUSTON *.....	W.....	47-14
N23... at Hawai'i.....	L.....	20-19
N30... UAB *.....	W.....	31-23
D6... at East Carolina *.....	W.....	42-26
NEW ORLEANS BOWL - New Orleans, La.		
D17... vs. North Texas.....	L.....	24-19

### 2003 5-7

Coach - Rick Minter | Captains - Andre Frazier, Tedric Harwell, A.J. Lucius, Zach Norton, Kyle Takavitz

S1... EAST CAROLINA *.....	W.....	40-3
S13... at West Virginia.....	W.....	15-13
S20... TEMPLE (3OT).....	W.....	30-24
S27... at Miami (OH).....	L.....	42-37
O4... SOUTHERN MISS *.....	L.....	22-20
O11... at UAB *.....	L.....	31-14
O25... ARMY *.....	W.....	33-29
O31... at USF * (2OT).....	L.....	24-17
N8... RHODE ISLAND.....	W.....	31-24
N15... at (9) TCU *.....	L.....	43-10
N22... at Memphis *.....	L.....	21-16
N27... LOUISVILLE *.....	L.....	43-40

### 2004 7-5

Coach - Mark Dantonio | Captains - Andre Frazier, Gino Guidugli, Daven Holly, Kyle Takavitz

S4... at (9) Ohio State.....	L.....	27-6
S11... MIAMI (OH).....	W.....	45-26
S18... at Syracuse.....	L.....	19-7
S25... at East Carolina *.....	W.....	24-19
O2... UAB *.....	L.....	30-27
O9... at Army *.....	L.....	48-29
O23... MEMPHIS *.....	W.....	49-10
O30... TCU *.....	W.....	21-10
N6... at (21) Southern Miss *.....	W.....	52-24
N20... USF *.....	W.....	45-23
N27... at (7) Louisville *.....	L.....	70-7
FORT WORTH BOWL - Fort Worth, Texas		
D23... vs. Marshall.....	W.....	32-14

### 2005 4-7

Coach - Mark Dantonio | Captains - Brent Celek, Steve Eastlake, Adam Roberts, Derrick Ross

S1... EASTERN MICHIGAN.....	W.....	28-26
S10... at Penn State.....	L.....	42-24
S17... WESTERN CAROLINA.....	W.....	7-3
S28... at Miami (OH).....	L.....	44-16
O8... at Pittsburgh *.....	L.....	38-20
O15... CONNECTICUT *.....	W.....	28-17
O22... LOUISVILLE *.....	L.....	46-22
O29... at Syracuse *.....	W.....	22-16
N9... (16) WEST VIRGINIA *.....	L.....	38-0
N19... at USF *.....	L.....	31-16
N26... at Rutgers *.....	L.....	44-9

### 2006 8-5

Coach - Mark Dantonio, Brian Kelly | Captains - Brent Celek, Dominic Ross

S2... EASTERN KENTUCKY... W.....	31-0
S8... PITTSBURGH *.....	L..... 33-15
S16... at (1) Ohio State.....	L..... 37-7
S23... at (11) Virginia Tech.....	L..... 29-13
S30... MIAMI (OH).....	W..... 24-10
O7... AKRON.....	W..... 20-14
O14... at (7) Louisville *.....	L..... 23-17
O22... USF *.....	W..... 23-6
O28... SYRACUSE *.....	W..... 17-3
N11... at (10) West Virginia *.....	L..... 42-24
N18... (7) RUTGERS *.....	W..... 30-11
N25... at Connecticut *.....	W..... 26-23
INTERNATIONAL BOWL - Toronto, Canada	
J6... vs. Western Michigan... W.....	27-24

### 2007 10-3

Coach - Brian Kelly | Captains - Digger Bujnoch,  
Haruki Nakamura

A30... SE MISSOURI STATE.....	W.....	59-3
S6..... OREGON STATE.....	W.....	34-3
S15... at Miami (OH).....	W.....	47-10
S22... MARSHALL.....	W.....	40-14
S29... at San Diego State.....	W.....	52-23
O6... at (21) Rutgers*.....	W.....	28-23
O13... LOUISVILLE*.....	L.....	28-24
O20... at Pittsburgh*.....	L.....	24-17
N3... at (20) USF*.....	W.....	38-33
N10... (16) CONNECTICUT*.....	W.....	27-3
N17... (5) WEST VIRGINIA*.....	L.....	28-23
N24... at Syracuse*.....	W.....	52-31
PAPAJOHNS.COM BOWL- Birmingham, Ala.		
D22... vs. Southern Miss.....	W.....	31-21

### 2008 11-3

Coach - Brian Kelly | Captains - Dustin Grutza, DeAngelo Smith

A28... EASTERN KENTUCKY... W.....	40-7
S6... at (4) Oklahoma.....	L..... 52-26
S20... MIAMI (OH).....	W..... 45-20
S27... at Akron.....	W..... 17-15
O3... at Marshall.....	W..... 33-10
O11... RUTGERS *.....	W..... 13-10
O25... at Connecticut *.....	L..... 40-16
O30... (23) USF *.....	W..... 24-10
N8... at (20) West Virginia *.....	W..... 26-23 (OT)
N14... at Louisville *.....	W..... 28-20
N22... PITTSBURGH *.....	W..... 28-21
N29... SYRACUSE *.....	W..... 30-10
D6... at Hawai'i.....	W..... 29-24
75TH FEDEX ORANGE BOWL - Miami, Fla.	
J1... vs. (19) Virginia Tech.....	L..... 20-7

## YEAR-BY-YEAR RESULTS

Year	Overall			Conference		
	W	L	T	W	L	Finish
1885	1	0	1	Independent		
1886	2	0	0	Independent		
1887	1	0	0	Independent		
1888	1	0	1	Independent		
1889	1	1	0	Independent		
1890	2	1	1	Independent		
1891	4	2	1	Independent		
1892	1	2	0	Independent		
1893	0	6	0	Independent		
1894	3	3	0	Independent		
1895	3	3	0	Independent		
1896	4	3	1	Independent		
1897	9	1	1	Independent		
1898	5	1	3	Independent		
1899	5	2	0	Independent		
1900	3	4	1	Independent		
1901	1	3	1	Independent		
1902	4	2	2	Independent		
1903	1	8	0	Independent		
1904	7	1	0	Independent		
1905	4	3	0	Independent		
1906	0	7	2	Independent		
1907	—No Games Played—					
1908	1	4	1	Independent		
1909	4	3	1	Independent		

#### Ohio

1910	6	3	0	2	1	0
1911	6	2	1	2	1	1
1912	3	4	1	0	3	1
1913	5	3	1	4	2	1
1914	6	3	0	4	2	0
1915	4	5	0	3	3	0
1916	0	8	1	0	6	1
1917	0	6	0	0	4	0
1918	3	0	2	0	0	2
1919	3	4	1	1	3	1
1920	4	5	0	3	2	0
1921	2	6	0	0	4	0
1922	1	7	1	1	3	1
1923	6	3	0	5	2	0
1924	2	6	1	1	4	0

#### Buckeye

1925	4	5	0	1	3	0
1926	3	5	1	0	3	1
1927	2	5	2	0	3	1
1928	1	8	0	0	5	0
1929	4	4	1	0	4	1
1930	5	4	0	2	3	0
1931	5	4	0	2	1	0
1932	7	2	0	2	2	0
1933	7	2	0	3	1	0
1934	6	2	1	2	0	1
1935	7	2	0	2	2	0

1936	1	5	3	Independent		
1937	0	10	0	Independent		
1938	4	5	0	Independent		
1939	4	3	2	Independent		
1940	5	3	1	Independent		
1941	6	3	0	Independent		
1942	8	2	0	Independent		

1943	—No Games Played—					
1944	—No Games Played—					
1945	4	4	0	Independent		
1946	9	2	0	Independent		

#### Mid-American

1947	7	3	0	3	1	0
------	---	---	---	---	---	---

Year	Overall			Conference			
	W	L	T	W	L	T	Finish
Mid-American							
1948	3	6	1	3	1	0	2nd
1949	7	4	0	4	0	0	1st
1950	8	4	0	3	1	0	1st
1951	10	1	0	3	0	0	1st
1952	8	1	1	3	0	0	1st

1953	9	1	0	Independent			
1954	8	2	0	Independent			
1955	1	6	2	Independent			
1956	4	5	0	Independent			

#### Missouri Valley

1957	5	4	1	1	3	0	4th
1958	6	2	2	1	1	2	2nd
1959	5	4	1	0	3	1	5th
1960	4	6	0	1	2	0	3rd
1961	3	7	0	1	2	0	3rd
1962	2	8	0	1	2	0	3rd
1963	6	4	0	3	1	0	1st
1964	8	2	0	4	0	0	1st
1965	5	5	0	2	2	0	3rd
1966	3	7	0	2	2	0	3rd
1967	3	6	0	2	2	0	3rd
1968	5	4	1	3	2	0	3rd
1969	4	6	0	2	3	0	3rd

1970	7	4	0	Independent
1971	7	4	0	Independent
1972	2	9	0	Independent
1973	4	7	0	Independent
1974	7	4	0	Independent
1975	6	5	0	Independent
1976*	9	2	0	Independent
1977	5	4	2	Independent
1978	5	6	0	Independent
1979	2	9	0	Independent
1980	2	9	0	Independent
1981	6	5	0	Independent
1982	6	5	0	Independent
1983	4	6	1	Independent
1984	2	9	0	Independent
1985	5	6	0	Independent
1986	5	6	0	Independent
1987	4	7	0	Independent
1988	3	8	0	Independent
1989	1	9	1	Independent
1990	1	10	0	Independent
1991	4	7	0	Independent
1992	3	8	0	Independent
1993	8	3	0	Independent
1994	2	8	1	Independent
1995	6	5	0	Independent



## ALL-TIME COACHING RECORDS

Coach	Seasons	Tenure	W	L	T	Pct.
No Coach	9.....	1885-93.....	13.....	12.....	4.....	.517
W. Durant Berry	2.....	1894-95.....	6.....	6.....	0.....	.500
Williams Reynoldson	1.....	1896.....	4.....	3.....	1.....	.562
Tom Fennel	1.....	1897.....	9.....	1.....	1.....	.864
Frank Cavanaugh	1.....	1898.....	5.....	1.....	3.....	.722
Dan Reed	2.....	1899-00.....	8.....	6.....	1.....	.567
Henry Pratt	1.....	1901.....	1.....	3.....	1.....	.300
Anthony Chez	2.....	1902-03.....	5.....	10.....	2.....	.353
Amos Foster	2.....	1904-05.....	11.....	4.....	0.....	.733
William Foley	1.....	1906.....	0.....	7.....	2.....	.111
Ralph Inott	1.....	1908.....	1.....	4.....	1.....	.250
Robert Burch	3.....	1909-11.....	16.....	8.....	2.....	.654
Lowell Dana	2.....	1912-13.....	8.....	7.....	2.....	.529
George Little	2.....	1914-15.....	10.....	8.....	0.....	.556
Ion Cortright	1.....	1916.....	0.....	8.....	1.....	.056
Frank Marty	1.....	1917.....	0.....	6.....	0.....	.000
Boyd Chambers	4.....	1918-21.....	12.....	15.....	3.....	.450
George McLaren	5.....	1922-26.....	16.....	26.....	3.....	.389
George Babcock	4.....	1927-30.....	12.....	21.....	3.....	.375
Dana King	4.....	1931-34.....	25.....	10.....	1.....	.708
Russ Cohen	2 1/2.....	1935-37.....	8.....	11.....	3.....	.432
Wade Woodworth	1/2.....	1937.....	0.....	6.....	0.....	.000
Joe Meyer	5.....	1938-42.....	27.....	16.....	3.....	.620
Ray Nolting	4.....	1945-48.....	23.....	15.....	1.....	.603
Sid Gillman	6.....	1949-54.....	50.....	13.....	1.....	.789

Coach	Seasons	Tenure	W	L	T	Pct.
George Blackburn	6.....	1955-60.....	25.....	27.....	6.....	.483
Chuck Studley	6.....	1961-66.....	27.....	33.....	0.....	.450
Homer Rice	2.....	1967-68.....	8.....	10.....	1.....	.463
Ray Callahan	4.....	1969-72.....	20.....	23.....	0.....	.465
Tony Mason	4.....	1973-76.....	26.....	18.....	0.....	.591
Ralph Staub	4.....	1977-80.....	14.....	28.....	2.....	.341
Mike Gottfried	2.....	1981-82.....	12.....	10.....	0.....	.545
Watson Brown	1.....	1983.....	4.....	6.....	1.....	.409
Dave Currey	5.....	1984-88.....	19.....	36.....	0.....	.345
Tim Murphy	5.....	1989-93.....	17.....	37.....	1.....	.318
Rick Minter	10.....	1994-03.....	53.....	63.....	1.....	.457
Mark Dantonio	3.....	2004-06.....	18.....	17.....	0.....	.514
Brian Kelly	2.....	2007-Present.....	22.....	6.....	0.....	.786
<b>Totals</b>	<b>120</b>		<b>535</b>	<b>541</b>	<b>51</b>	<b>.497</b>



Sid Gillman



Ralph Staub



Rick Minter



Mark Dantonio

## BEARCATS ASSISTANT COACHES

Dick Anderson.....1961-62	Joe Daniels.....1997-2000	Lee Haslinger.....1956-58	John Montgomery.....1996	Karl Singer.....1973-76
Dave Ash.....1963	Dino Dawson.....2002-03	Owen Hauck.....1967	Pat Narduzzi.....2004-06	Bill Singler.....1984-85
Bill Baldrige.....1981-82	Tony DeBiasse.....1985-87	Ralph Hawkins.....1968	Don Nehlen.....1963	George Smith.....1948
Dave Baldwin.....2001	Jack Delaney.....1954-63	Andy Hendel.....2001	Dave Nickel.....1984-88	Rick Smith.....1999-00
Harlon Barnett.....2004-06	Bob Diaco.....2009	Harry Hiestand.....1989-93	Phil Owen.....1969	Mike Solari.....1981-82
Leeman Bennett.....1967-68	Mike Dickens.....1982	Tim Hinton.....2004-09	Rod Paige.....1969-70	Mark Staten.....2004-06
Dana Bible.....1978-80; 1994	Paul Dietzel.....1949-50	Van Holloway.....1981-83	Jim Parker.....1971-72	Ralph Staub.....1964-68
Mike Biscotti.....1988	Tyrone Dixon.....2000-01	Dick Hopkins.....1983	John Parker.....1977-80	Charles Stobart.....1966
George Blackburn.....1949-53	Jack Donaldson.....1984-87	Greg Hudson.....1997-2000	Joe Perella.....1972	Lowell Storm.....1953-54
Ron Blackledge.....1970-72	Phil Dorn.....2002-03	Hank Hughes.....1993	Scott Pethtel.....2003	Larry Tischler.....1977-80
Reyman Bonar.....1947-48	Mark Duffner.....1977-80	William Inge.....2008-09	Joker Phillips.....1997-98	Mike Tomlin.....1999-00
Jay Bonds.....1981-82	Dave Dunkelberger.....1969-72	Bruce Ivory.....1984-93	Sam Pittman.....1996	Don Treadwell.....1994; 2004-06
George Boutselis.....1967-68	Paul Dunn.....1994-95	Amos Jones.....1999-2002	Jeff Quinn.....2007-09	Joe Tresey.....2007-08
Mark Bradley.....1983	Hal Dyer.....1973-74	Ernest Jones.....2007	Dan Radakovich.....1969	Mike Tressel.....2004-06
D.J. Brown.....1979-80	Jerry Eisaman.....1969-71	Mike Jones.....1981	Dave Ritchie.....1969-72; 1987-88	Jeff Uhlenhake.....2004
Carl Brumbaugh.....1947	Charles Ellis.....1955-57	Wayne Jones.....1973-76	Dana Roach.....1986	Bob Valesente.....1975-76
Bob Burns.....1973	Mike Elston.....2007-09	Greg Karpinski.....1994-98	Tracy Rocker.....2002	Craig Ver Steeg.....1990-93
Rusty Burns.....1989-91; 2002-03	Dan Enos.....2004-05	Jim Kelly.....1960-76	Tom Roggeman.....1993-94	Tim Viox.....1986-88
Ray Callahan.....1967-68	Jack Faulkner.....1950-54	Stan Klimczak.....1951-52	Jerry Rosburg.....1992-95	Tom Walsh.....1981
Mike Cassidy.....1994	Foge Fazio.....1973-76	Mike Kolakowski.....2003	Tim Rose.....1995	Dave Warner.....2006
Rick Christie.....1982	Jeff Filkovski.....1998-03	Don Lawrence.....1966	Robin Ross.....1984-85	Lou West.....1988-93
A.J. Christoff.....2001-02	Jimbo Fisher.....1999	Tommie Liggins.....1981-82	Tom Rossley.....1977	John Wiethe.....1947-48
Rich Christophel.....1983	Dino Folino.....1977-80	Kyle Lingerfelt.....1995	Dan Roushar.....2005-06	Mike Wiles.....1988
Frank Claire.....1955	Greg Forest.....2007-09	John Lovette.....1989-92	Rex Ryan.....1996-97	Brian Williams.....1996
Mike Clark.....1986-87	John Fricke.....1971-72	Dick Mack.....1978-80	Glenn Sample.....1956-60	Keith Willis.....1999-00
Charles Coe.....1977-78	O'Neill Gilbert.....2001	Joe Madro.....1949-54	Mike Scarry.....1956-62	Bob Wolf.....1982
Johnnie Cole.....1995	Ted Gill.....2003-06	Greg Mantooth.....1983	Bill Schmitz.....1982-83	Bob Wylie.....1996
L.C. Cole.....1994-95	Keith Gilmore.....2007-09	Don Martindale.....1997-98	Bill Schwarberg.....1947-55	Tony Yellowich.....1974-76
Tony Cole.....1979	Cary Godette.....1983-88	Skip Mathieson.....1977	Greg Seaman.....1995-98	Ed Youngs.....1984-86
Sam Congie.....1969	Mike Gottfried.....1975-76	Ken Matous.....1989	Stacy Searles.....2001-02	Larry Zierlein.....1997-00
Kerry Coombs.....2007-09	Don Grammer.....1958-60	Stan McGarvey.....1981-82	Dick Selcer.....1965-66	Dave Zimmerman.....1977-80
Ron Corradini.....1984	Eddie Gran.....1992-93	Charles McMillan.....2001	Bill Shallosky.....1955-59	Ron Zook.....1981-82
Mark Criner.....2002-03	Lorenzo Guess.....2009	Dick MacPherson.....1961-65	Steve Shankweiler.....2003	William Zwaan.....1980
Scott Criner.....1986-88	Lynn Hailstock.....1983	Bob Miller.....1959-62	Bob Shaw.....1973-76	
Ted Daisher.....1989-92	Jack Hanlon.....1954-55	Paul Misali.....1964-65	Gary Shephard.....1983	
Kim Dameron.....1996-98	John Harbaugh.....1989-96	Charley Molnar.....2007-09	Bill Sheridan.....1989-91	

Full-time staff members since 1947.



# SERIES RECORDS

	W	L	T	Series Began	Last UC Win	Last Opp. Win		W	L	T	Series Began	Last UC Win	Last Opp. Win
Air Force	0	1	0	1961 (AF 8-6)	—	1961 (8-6)	Louisville	27	20	1	1929 (UC 7-0)	2008 (28-20)	2007 (28-24)
Akron	3	2	0	1984 (UC 28-27)	2008 (17-15)	1992 (24-22)	Marietta	4	6	1	1895 (UC 6-0)	1931 (50-0)	1920 (28-0)
Alabama	0	5	0	1908 (AL 16-0)	—	1990 (45-7)	Marquette	6	2	0	1953 (M 31-7)	1960 (33-13)	1959 (35-34)
Antioch	1	1	0	1908 (AN 16-11)	1910 (38-0)	1908 (16-11)	Marshall	8	3	1	1906 (Tie 0-0)	2008 (33-10)	2000 (25-14)
Arizona State	2	0	0	1954 (UC 34-7)	1976 (14-0)	—	Maryland	0	2	0	1975 (MD 21-19)	—	1976 (21-0)
Arkansas State	1	1	0	1975 (AS 14-9)	1998 (51-7)	1975 (14-9)	Memphis	12	18	0	1966 (UM 26-14)	2004 (49-10)	2003 (21-16)
Army	3	3	0	1963 (A 22-0)	2003 (33-29)	2004 (48-29)	Miami (FL)	1	10	0	1947 (UC 20-7)	1947 (20-7)	1998 (38-12)
Ashland	1	0	0	1934 (UC 32-6)	1934 (32-6)	—	Miami (OH)	47	59	7	1888 (Tie 0-0)	2008 (45-20)	2005 (44-16)
Auburn	0	2	0	1984 (AU 60-0)	—	1986 (52-7)	Michigan State	1	1	0	1930 (MS 32-0)	1946 (18-7)	1930 (32-0)
Austin Peay	4	0	0	1985 (UC 31-9)	1993 (42-10)	—	Mid. Tennessee State	1	0	0	1991 (UC 30-10)	1991 (30-10)	—
Baldwin-Wallace	1	0	0	1945 (UC 39-0)	1945 (39-0)	—	Mississippi State	1	1	0	1948 (MS 27-0)	1949 (19-0)	1948 (27-0)
Ball State	1	0	0	1993 (UC 44-12)	1993 (44-12)	—	Morehead State	0	2	0	1937 (MS 7-0)	—	1989 (13-10)
Baltimore	1	0	0	1935 (UC 67-0)	1935 (67-0)	—	Morgan State	1	0	0	1982 (UC 52-0)	1982 (52-0)	—
Boston College	3	4	0	1961 (BC 23-0)	1997 (24-6)	1996 (24-17)	Muskingum	0	1	0	1931 (MU 15-0)	—	1931 (15-0)
Boston University	1	3	0	1939 (BU 13-6)	1942 (6-0)	1941 (14-13)	Navy	0	2	0	1940 (N 14-0)	—	1956 (13-7)
Bowling Green	0	4	0	1990 (BG 34-20)	—	1994 (38-0)	Nebraska	0	1	0	1906 (NE 41-0)	—	1906 (41-0)
Butler	6	2	1	1891 (B 34-10)	1948 (16-7)	1937 (13-0)	Nevada	0	1	0	1949 (NV 41-21)	—	1949 (41-21)
Carnegie Tech	2	1	0	1920 (CT 27-17)	1941 (20-0)	1920 (27-17)	North Carolina	0	2	0	1979 (NC 35-14)	—	1991 (51-16)
Case	2	1	0	1922 (UC 16-0)	1923 (69-0)	1937 (21-0)	North Texas	7	9	1	1958 (Tie 8-8)	1973 (52-3)	2002 (24-19)
Cedarville	2	0	0	1929 (UC 19-0)	1930 (46-0)	—	Northern Illinois	1	1	0	1989 (NI 56-3)	1995 (55-19)	1989 (56-3)
Central Michigan	0	1	0	1990 (CM 34-0)	—	1990 (34-0)	Northwestern	0	2	0	1903 (NW 35-0)	—	1924 (42-0)
Centre	6	5	3	1892 (C 12-4)	1942 (21-0)	1910 (12-3)	Northwestern State	1	0	0	1977 (UC 41-0)	1977 (41-0)	—
Chicago	0	1	0	1893 (Chi 20-0)	—	1893 (20-0)	Notre Dame	0	1	0	1900 (ND 57-0)	—	1900 (57-0)
Colorado	0	1	0	1972 (CO 56-14)	—	1972 (56-14)	Oberlin	1	2	0	1898 (O 5-0)	1923 (6-0)	1924 (13-0)
Connecticut	4	1	0	2001 (UC 45-28)	2007 (27-3)	2008 (40-16)	Ohio	23	23	4	1896 (UC 52-0)	1981 (19-9)	1979 (27-7)
Cornell	1	0	0	1983 (UC 48-20)	1983 (48-20)	—	Ohio Northern	2	2	0	1916 (ON 9-0)	1929 (12-6)	1924 (9-0)
Dartmouth	1	0	0	1898 (UC 17-12)	1898 (17-12)	—	Ohio State	2	13	0	1893 (OSU 32-0)	1897 (34-0)	2006 (37-7)
Dayton	15	17	1	1924 (D 21-0)	1970 (13-7)	1971 (16-3)	Ohio Wesleyan	10	8	1	1894 (OW 16-4)	1938 (14-7)	1937 (20-6)
Denison	7	14	2	1910 (UC 28-12)	1945 (30-0)	1928 (9-0)	Oklahoma	0	1	0	2008 (OU 52-26)	—	2008 (52-26)
DePauw	2	1	0	1905 (UC 17-0)	1945 (7-0)	1931 (7-6)	Oklahoma City	1	0	0	1947 (UC 20-13)	1947 (20-13)	—
Detroit	5	4	1	1945 (D 20-0)	1964 (19-0)	1962 (15-14)	Oklahoma State	1	2	0	1958 (OS 19-14)	1959 (22-9)	1983 (27-17)
Drake	1	0	0	1963 (UC 28-0)	1963 (28-0)	—	Oregon State	1	0	0	2007 (UC 34-3)	2007 (34-3)	—
Earlham	5	4	0	1895 (UC 26-0)	1912 (21-0)	1917 (19-0)	Otterbein	6	3	0	1902 (UC 16-0)	1934 (45-0)	1914 (3-0)
East Carolina	5	12	0	1986 (EC 32-19)	2004 (24-19)	2001 (28-26)	Pacific	5	3	0	1949 (P 34-7)	1959 (21-14)	1956 (21-15)
Eastern Kentucky	2	0	0	2006 (UC 31-0)	2008 (40-7)	—	Penn State	1	8	0	1981 (PS 52-0)	1983 (14-3)	2005 (42-24)
Eastern Michigan	1	0	0	2005 (UC 28-26)	2005 (28-26)	—	Pittsburgh	1	7	0	1924 (P 21-14)	2008 (28-21)	2007 (24-17)
Florida	0	1	0	1984 (FL 48-17)	—	1984 (48-17)	Purdue	0	1	0	2001 (P 19-14)	—	2001 (P 19-14)
Florida State	0	6	0	1977 (FS 14-0)	—	1990 (70-21)	Rhode Island	1	0	0	2003 (UC 31-24)	2003 (31-24)	—
Franklin	1	0	1	1890 (Tie 0-0)	1891 (38-0)	—	Rice	1	0	0	1974 (UC 28-21)	1974 (28-21)	—
George Washington	1	1	0	1964 (GW 17-15)	1965 (13-3)	1964 (17-15)	Richmond	3	3	0	1962 (R 21-20)	1981 (27-18)	1980 (24-10)
Georgetown	0	2	0	1922 (G 37-0)	—	1936 (7-0)	Rio Grande	2	0	0	1931 (UC 19-6)	1933 (20-0)	—
Georgetown (KY)	8	3	0	1894 (G 6-4)	1934 (45-0)	1916 (16-0)	Rutgers	6	7	1	1980 (RU 24-7)	2008 (13-10)	2005 (44-9)
Georgia	0	2	0	1942 (GA 35-13)	—	1976 (31-17)	San Diego State	1	0	0	2007 (UC 52-23)	2007 (52-23)	—
Hanover	10	1	0	1894 (UC 14-12)	1940 (45-0)	1908 (9-5)	South Carolina	0	2	0	1980 (SC 49-7)	—	1982 (37-10)
Hardin-Simmons	5	1	1	1948 (Tie 7-7)	1960 (15-14)	1955 (53-20)	South Dakota	4	0	0	1932 (UC 7-0)	1965 (41-0)	—
Hawai'i	2	1	0	1951 (UC 34-0)	2008 (29-24)	2002 (20-19)	South Dakota State	1	0	0	1935 (UC 38-0)	1935 (38-0)	—
Heidelberg	1	0	0	1931 (UC 46-7)	1931 (46-7)	—	Southeast Missouri St.	1	0	0	2007 (UC 59-3)	2007 (59-3)	—
Houston	8	13	0	1957 (UH 7-0)	2002 (47-14)	1999 (23-20)	Southern Miss	8	7	0	1976 (UC 28-21)	2007 (31-21)	2003 (22-20)
Illinois Wesleyan	1	0	0	1938 (UC 6-0)	1938 (6-0)	—	St. Bonaventure	1	0	0	1947 (UC 20-14)	1947 (20-14)	—
Indiana	3	9	2	1896 (IU 16-0)	1957 (21-0)	2000 (42-6)	Syracuse	5	4	0	1993 (SYR 24-21)	2008 (30-10)	2004 (19-7)
Indiana State	3	1	0	1972 (UC 10-7)	1988 (40-21)	1987 (40-16)	Tampa	3	0	0	1938 (UC 7-6)	1968 (31-28)	—
Indianapolis	1	0	0	1902 (UC 6-0)	1902 (6-0)	—	TCU	2	1	0	2002 (UC 36-29)	2004 (21-10)	2003 (43-10)
Iowa	0	1	0	1990 (I 63-10)	—	1990 (63-10)	Temple	4	9	1	1973 (TEM 16-15)	2003 (30-24 OT)	1985 (28-16)
Kansas	1	1	0	1995 (KU 23-18)	1997 (34-7)	1995 (23-18)	Tennessee	1	4	0	1904 (UC 35-0)	1904 (35-0)	1992 (40-0)
Kansas State	4	2	0	1951 (UC 34-0)	1966 (28-14)	1996 (35-0)	Tenn.-Chattanooga	1	0	0	1974 (UC 35-20)	1974 (35-20)	—
Kent State	5	0	0	1971 (UC 42-20)	1999 (41-3)	—	Tennessee Tech	1	0	0	1987 (UC 38-17)	1987 (38-17)	—
Kentucky	9	21	3	1894 (UC 32-4)	1996 (24-3)	1995 (33-14)	Texas A&M	1	0	0	1971 (UC 17-0)	1971 (17-0)	—
Kentucky Wesleyan	5	2	1	1920 (UC 35-0)	1930 (6-0)	1928 (6-0)	Texas Tech	0	0	1	1968 (Tie 10-10)	—	—
Kenyon	9	4	0	1895 (UC 16-4)	1929 (18-6)	1916 (27-0)	Texas Western	2	0	0	1950 (UC 32-0)	1951 (53-18)	—
Long Beach State	1	0	0	1982 (UC 34-14)	1982 (34-14)	—	Toledo	4	2	0	1921 (UC 20-0)	1993 (31-24)	2001 (23-16)
Louisiana-Lafayette	3	1	0	1973 (UC 27-0)	1978 (38-13)	1976 (7-3)	Transylvania	5	2	1	1909 (Tie 6-6)	1941 (46-0)	1928 (25-6)
Louisiana-Monroe	5	0	0	1974 (UC 20-7)	2001 (42-10)	—	Troy State	1	1	0	1994 (28-24)	1994 (28-24)	1999 (31-24)
Louisiana State	1	0	0	1897 (UC 28-0)	1897 (28-0)	—	Tulane	3	11	0	1909 (T 6-0)	2001 (46-33)	2002 (35-17)



	W	L	T	Series Began	Last UC Win	Last Opp. Win		W	L	T	Series Began	Last UC Win	Last Opp. Win
Tulsa	13	16	2	1946 (T 20-0)	1997 (34-24)	1980 (31-13)	West Texas State	0	1	0	1950 (WT 14-13)	—	1950 (14-13)
UAB	5	3	0	1996 (UC 34-14)	2002 (31-23)	2004 (30-27)	West Virginia	2	14	1	1921 (WVU 50-0)	2008 (26-23 OT)	2007 (28-23)
USF	4	2	0	2003 (USF 24-17 2ot)	2008 (24-10)	2005 (31-16)	Western Carolina	1	0	0	2005 (UC 7-3)	2005 (7-3)	—
Utah State	1	0	0	1997 (UC 35-19)	1997 (35-19)	—	Western Michigan	3	0	0	1949 (UC 27-6)	2006 (27-24)	—
Vanderbilt	3	4	0	1898 (UC 12-0)	1976 (33-7)	1994 (34-24)	Western Reserve	10	3	2	1913 (Tie 0-0)	1953 (66-0)	1938 (33-0)
Villanova	2	2	0	1972 (UC 14-7)	1979 (27-13)	1980 (23-6)	Wichita State	14	7	2	1954 (WSU 13-0)	1986 (24-19)	1980 (13-8)
Va. Military Institute	2	0	0	1951 (UC 26-7)	1953 (67-0)	—	William & Mary	3	1	0	1950 (WM 20-14)	1970 (17-10)	1950 (20-14)
Virginia Tech	4	5	0	1946 (UC 18-6)	1995 (16-0)	2008 (20-7)	Wilmington	1	0	0	1919 (UC 34-0)	1919 (34-0)	—
Wabash	2	0	0	1932 (UC 14-0)	1952 (27-7)	—	Wisconsin	1	3	0	1936 (UW 27-6)	1999 (17-12)	2000 (28-25)
Washington (MO)	0	1	0	1903 (W 23-11)	—	1903 (23-11)	Wittenberg	10	11	5	1896 (W 6-0)	1933 (14-6)	1930 (12-0)
Washington	0	1	0	1974 (W 21-17)	—	1974 (21-17)	Wooster	0	3	0	1916 (W 20-0)	—	1924 (32-0)
Wash. & Jefferson	0	1	0	1899 (WJ 20-0)	—	1899 (20-0)	Xavier	18	12	0	1918 (UC 12-0)	1973 (40-7)	1972 (19-7)
Washington & Lee	1	0	0	1952 (UC 54-0)	1952 (54-0)	—	Youngstown State	2	2	0	1981 (YS 19-13)	1985 (29-27)	1984 (27-23)
Wayne	2	0	0	1939 (UC 21-0)	1941 (37-0)	—	Non-Collegiate	21	15	3			

## SERIES RECORDS VS. DIVISION I CONFERENCES

<b>ATLANTIC COAST</b>	<b>8 29 0</b>	Memphis	12 18 0
Boston College	3 4 0	Rice	1 0 0
Florida State	0 6 0	Southern Miss.	8 7 0
Maryland	0 2 0	Tulane	3 11 0
Miami (FL)	1 10 0	UAB	5 3 0
North Carolina	0 2 0		
Virginia Tech	4 5 0		
<b>BIG 12</b>	<b>7 8 1</b>	<b>MISSOURI VALLEY</b>	<b>5 3 0</b>
Colorado	0 1 0	Indiana State	3 1 0
Kansas	1 1 0	Youngstown State	2 2 0
Kansas State	4 2 0		
Nebraska	0 1 0	<b>GREAT WEST</b>	<b>1 0 0</b>
Oklahoma	0 1 0	South Dakota State	1 0 0
Oklahoma State	1 2 0		
Texas A&M	1 0 0	<b>IVY LEAGUE</b>	<b>2 0 0</b>
Texas Tech	0 0 1	Cornell	1 0 0
		Dartmouth	1 0 0
<b>BIG EAST</b>	<b>49 55 3</b>	<b>MID-EASTERN ATHLETIC</b>	<b>1 0 0</b>
Connecticut	4 1 0	Morgan State	1 0 0
Louisville	27 20 1		
Pittsburgh	1 7 0	<b>MID-AMERICAN</b>	<b>92 101 12</b>
Rutgers	6 7 1	Akron	3 2 0
Syracuse	5 4 0	Ball State	1 0 0
USF	4 2 0	Bowling Green	0 4 0
West Virginia	2 14 1	Central Michigan	0 1 0
		Eastern Michigan	1 0 0
<b>BIG SOUTH</b>	<b>2 0 0</b>	Kent	5 0 0
Virginia Military Institute	2 0 0	Miami (OH)	47 59 7
		Northern Illinois	1 1 0
<b>BIG TEN</b>	<b>8 38 2</b>	Ohio	23 23 4
Indiana	3 9 2	Temple	4 9 1
Iowa	0 1 0	Toledo	4 2 0
Michigan State	1 1 0	Western Michigan	3 0 0
Northwestern	0 2 0		
Ohio State	2 13 0	<b>MOUNTAIN WEST</b>	<b>3 2 0</b>
Penn State	1 8 0	Air Force	0 1 0
Purdue	0 1 0	San Diego State	1 0 0
Wisconsin	1 3 0	TCU	2 1 0
<b>BIG WEST</b>	<b>6 3 0</b>	<b>OHIO VALLEY</b>	<b>8 0 0</b>
Pacific	5 3 0	Austin Peay	4 0 0
Utah State	1 0 0	Eastern Kentucky	2 0 0
		Southeast Missouri St.	1 0 0
<b>CONFERENCE USA</b>	<b>50 67 1</b>	Tennessee Tech	1 0 0
East Carolina	5 12 0		
Houston	8 13 0	<b>PAC-10</b>	<b>3 1 0</b>
Marshall	8 3 1	Arizona State	2 0 0
		Oregon State	1 0 0
		Washington	0 1 0

<b>PATRIOT</b>	<b>0 4 0</b>
Georgetown	0 2 0
Navy	0 2 0

<b>PIONEER</b>	<b>7 4 1</b>
Butler	6 2 1
Dayton	15 17 1
Drake	1 0 0
Morehead State	0 2 0

<b>SOUTHEASTERN</b>	<b>15 42 3</b>
Alabama	0 5 0
Auburn	0 2 0
Florida	0 1 0
Georgia	0 2 0
Kentucky	9 21 3
Louisiana State	1 0 0
Mississippi State	1 1 0
South Carolina	0 2 0
Tennessee	1 4 0
Vanderbilt	3 4 0

<b>SOUTHERN</b>	<b>2 0 0</b>
Tenn.-Chattanooga	1 0 0
Western Carolina	1 0 0

<b>SUN BELT</b>	<b>18 12 1</b>
Arkansas State	1 1 0
Louisiana-Lafayette	3 1 0
Louisiana-Monroe	5 0 0
Middle Tennessee State	1 0 0
North Texas	7 9 1
Troy State	1 1 0


<b>WESTERN ATHLETIC</b>	<b>17 18 2</b>
Hawai'i	2 1 0
Nevada	0 1 0
Tulsa	13 16 2
UTEP	2 0 0

<b>INDEPENDENTS</b>	<b>3 4 0</b>
Army	3 3 0
Notre Dame	0 1 0

Win-loss records are for all games played against that team, regardless of conference affiliation at the time of the game.



The 1898 Bearcats finished the season 5-1-3 overall.



Cincinnati has played the Kentucky Wildcats 33 times, winning the last time the two teams played by a score of 24-3 in 1996.



UC and Miami (OH) have played 113 times in a series that began in 1888. The Bearcats defeated the Redhaws last year, 45-20.



## BOWL HISTORY

Cincinnati's proud bowl history includes a number of firsts, possibly including the first postseason bowl game.

While the NCAA Official Football Records recognizes the Rose Bowl, started in 1902, as being the first collegiate bowl game, former UC athletic director Bill Schwarberg points to a bowl appearance by Cincinnati that pre-dates the Rose Bowl by five years. Citing a record in the University's McMicken Review, Schwarberg indicated that following the 1897 season, Cincinnati was in fact the first institution from Ohio to make a trip south to play in a postseason game.

Cincinnati posted a 7-1-1 record that year, which included a 34-0 win over Ohio State. The lone team to beat UC was the powerful Carlisle Indians.

Shortly after Thanksgiving a travel party of 14, which included the substitutes and the coach and manager, departed for New Orleans to play a game there on New Year's Day. Hosted by the Southern Athletic Club, accounts of the game have UC winning with ease by a score of 16-0.

At a victory party that evening, players from Louisiana State challenged the Bearcats to a game the next day in Baton Rouge. UC accepted the challenge and overwhelmed the LSU team, 28-0. If this was indeed UC's first bowl game, it was 49 years before the Bearcats again experienced postseason play.

The post-World War II influx of veterans into colleges rejuvenated college athletics, and with that came a surge of new bowls. Cincinnati capped a successful 1946 season with a trip to the Sun Bowl in El Paso, Texas. There, the Bearcats defeated Virginia Tech, 18-6.

UC made appearances in the Glass Bowl in Toledo in 1949 and returned to the Sun Bowl at the end of the 1950 campaign.

After 47 years without a bowl appearance, Cincinnati's drought was broken when the Bearcats played in the inaugural Humanitarian Bowl in Boise, Idaho in 1997.

With Conference USA developing alliances with five bowls, the Bearcats made three straight bowl appearances in 2000, 2001 and 2002—the first two in the Motor City Bowl in Detroit and the third in the New Orleans Bowl.

In 2004, UC was selected to represent Conference USA in the PlainsCapital Fort Worth Bowl, the teams' fourth bowl appearance in five years. UC defeated Marshall, 32-14, in that contest.

In 2006, Cincinnati earned its first BIG EAST Conference bowl appearance after knocking off Connecticut in the season finale. In unusual circumstances following Mark Dantonio and his staff's departure to Michigan State before the bowl game, UC hired Brian Kelly from Central Michigan who came in and in just 34 days prepared UC and defeated Western Michigan University, 27-24, in the inaugural International Bowl in Toronto, Ontario.

Following an impressive 9-3 regular season in 2007 – which included three wins against top-25 opponents, the Bearcats had the opportunity to face former Conference USA foe Southern Mississippi in the Papajohns.com Bowl, in Birmingham, Ala. Victory number 10, a 31-21 win at Legion Field, marked just the second 10-win season in Bearcats history (UC's 1951 squad finished 10-1). In addition, the Bearcats were ranked No. 17 in the final AP poll, the first time in school history.



On the heels of a school-record 11 wins in 2009 and UC's first BIG EAST Championship, the Bearcats earned a spot in the 75th FedEx Orange bowl, their first New Year's Day Bowl appearance since 1951 against Virginia Tech from the Atlantic Coast Conference.



## BOWL HISTORY

Bowl	Location	Date	Opponent	Result
Sun Bowl	El Paso, Texas	Jan. 1, 1947	Virginia Tech	W, 18-6
Glass Bowl	Toledo, Ohio	Dec. 3, 1949	Toledo	W, 33-13
Sun Bowl	El Paso, Texas	Jan. 1, 1951	West Texas A&M	L, 14-13
Humanitarian Bowl	Boise, Idaho	Dec. 29, 1997	Utah State	W, 35-19
Motor City Bowl	Pontiac, Mich.	Dec. 27, 2000	Marshall	L, 25-14
Motor City Bowl	Pontiac, Mich.	Dec. 29, 2001	Toledo	L, 23-16
New Orleans Bowl	New Orleans, La.	Dec. 17, 2002	North Texas	L, 24-19
Fort Worth Bowl	Fort Worth, Texas	Dec. 23, 2004	Marshall	W, 32-14
International Bowl	Toronto, Canada	Jan. 6, 2007	Western Michigan	W, 27-24
Papajohns.com Bowl	Birmingham, Ala.	Dec. 22, 2007	Southern Mississippi	W, 31-21
75th FedEx Orange Bowl	Miami Gardens, Fla.	Jan. 1, 2009	Virginia Tech	L, 20-7



## 2009 FedEx Orange Bowl • Jan. 1, 2009 • Miami Gardens, Fla.



<b>Cincinnati</b>	<b>7</b>	<b>0</b>	<b>0</b>	<b>0</b>	<b>—</b>	<b>7</b>
<b>Virginia Tech</b>	<b>0</b>	<b>10</b>	<b>3</b>	<b>7</b>	<b>—</b>	<b>20</b>

**First Quarter:** UC - Gilyard 15-yard pass from Pike (Rogers kick), 13:08

**Second Quarter:** VT - Tayloy 17-yard run (Keys kick), 13:00. VT - Keys 43-yard field goal, 0:00.

**Third Quarter:** VT - Keys 35-yard field goal, 8:32.

**Fourth Quarter:** VT - Evans, 6-yard run (Keys kick), 11:29

**Rushing:** UC - Ramsey 4-34, Goebel 9-26, Pead 2-10, Pike 5-4, Barnett 1-minus 3. Virginia Tech - Evans 28-153, Taylor 15-47, Roberts 2-34, Boone 2-19, Oglesby 3-8, Coale 1-7, Team 4-minus 10.

**Passing:** UC - Pike 16-33-4-239. Virginia Tech - Taylor 13-22-1-140, Team 0-1-0-0.

**Receiving:** UC - Gilyard 7-158, Goodman 6-51, Goebel 1-18, Barnett 1-6, Ramsey 1-6. Virginia Tech - Coale 3-52, Boone 3-41, Boykin 2-28, Roberts 2-12, Evans 2-5, Jefferson 1-2.

<b>TEAM STATISTICS</b>	<b>UC</b>	<b>VT</b>
First Downs	14	23
Rushes-Yards	21-71	55-258
Passing Yards	239	140
Passing A-C-I	33-16-4	23-13-1
Total Plays-Yards	54-310	78-398
Punts-Avg.	4-45.8	5-38.0
Fumbles-Lost	2-0	3-0
Penalties-Yards	3-30	3-17

### NO. 21 VIRGINIA TECH 20, NO. 12 CINCINNATI 7

Mardy Gilyard had 255 all-purpose yards and a touchdown catch, but it was not enough as No. 21 Virginia Tech knocked off No. 12 Cincinnati, 20-7, in the 75th FedEx Orange Bowl.

Gilyard had seven receptions for 158 yards and a touchdown, along with 97 kickoff return yards for Cincinnati (11-3), which had its six-game winning streak snapped. Tony Pike threw for 239 yards and a touchdown, but had his night marred by four interceptions and getting stopped on a fourth-and-goal in the fourth quarter.

The Bearcats took the opening kickoff, sent their spread offense onto the field, and made the Hokies look very confused. Pike found Gilyard for a 38-yard pickup on the third play from scrimmage, and they hooked up for a spectacular 15-yard touchdown three plays later to open the scoring.

Facing a third-and-9 from the right hash, Pike waited before lofting a fade to the far left of the end zone. Gilyard took off on a sprint, made a diving catch as he sailed out of bounds and managed to just barely drag his right toe on the turf painted in Virginia Tech's colors for a 7-0 Cincinnati lead.

The Hokies defense held UC to 137 yards, stifled the Bearcats running game (eight carries, 11 yards) over the remainder of the half, and battled their way to a 10-7 lead by intermission. Darren Evans, the game's MVP, had 28 carries for 153 yards and a touchdown.

Terrill Byrd led the UC defense with 11 tackles, including 10 solo stops, four tackles for a loss, and a sack. Brandon Underwood had six tackles, including a sack and an interception.





## BOWL HISTORY

### NO. 20 CINCINNATI 31, SOUTHERN MISS 21

2007 PapaJohns.com Bowl • Dec. 22, 2007 • Birmingham, Ala.

Ben Mauk shrugged off mistakes and Southern Miss defenders alike, and helped No. 20 Cincinnati make one more entry into an impressive season. The hard-to-tackle Mauk passed for 334 yards and four touchdowns, and DeAngelo Smith intercepted three passes, leading the Bearcats to a 31-21 victory over Southern Miss in the PapaJohns.com Bowl.

The victory gave Cincinnati (10-3) its second 10-win season and first since 1951, while virtually assuring a spot in the final rankings for the first time.

Mauk, the game's most valuable player, completed 30-of-52 passes and overcame three interceptions to become only the third Bearcats player to have a 3,000-yard passing season.

Mauk, who also rushed for 41 yards and frequently broke loose from defenders to make plays, threw three touchdown passes during an 8-minute span extending into the second half.

Cincinnati stopped punter Britt Barefoot on a fake punt on fourth-and-1 from his own 29 and Mauk hit Earnest Jackson for a 29-yard TD strike on the next play for a 21-7 lead. Jeremy Young answered with a 1-yard scoring run for Southern Miss before Mauk struck again with a 10-yarder to Antwan Giddens and set up a 22-yard field goal by Jake Rogers in the final seconds of the third quarter to put the Bearcats up 31-14.

Young cut into the lead again with a 5-yard touchdown pass to Chris Johnson but Southern Miss could not recover an onside kick or convert a fourth-and-1 play on its next possession.

Smith's third pick ended any hope of a comeback in the final minutes. Dominick Goodman caught seven passes for 95 yards and a pair of scores for UC. Connor Barwin (86 yards) and Antwan Giddens (64) also had seven catches apiece.

<b>Southern Miss</b>	<b>7</b>	<b>0</b>	<b>7</b>	<b>7</b>	<b>—</b>	<b>21</b>
<b>Cincinnati</b>	<b>0</b>	<b>14</b>	<b>17</b>	<b>0</b>	<b>—</b>	<b>31</b>

**First Quarter:** USM - Shawn Nelson 10 yd pass from Jeremy Young (Justin Estes kick), 5:23.

#### Second Quarter:

CIN - Dominick Goodman 14 yd pass from Ben Mauk (Jake Rogers

kick), 6:12. CIN - Dominick Goodman 5 yd pass from Ben Mauk (Jake Rogers kick), 0:24.

**Third Quarter:** CIN - Earnest Jackson 29 yd pass from Ben Mauk (Jake Rogers kick), 13:17. USM - Jeremy Young 1 yd run (Justin Estes kick), 6:48. CIN - Antwan Giddens 10 yd pass from Ben Mauk (Jake Rogers kick), 4:08. CIN - Jake Rogers 22 yd field goal, 0:05

**Fourth Quarter:** USM - Chris Johnson 5 yd pass from Jeremy Young (Justin Estes kick), 9:37.

**Rushing:** Southern Miss: Fletcher 29-155, Young 17-55, Harrison 2-7, Barefoot 1-0. Cincinnati: Mauk 12-41, Moore 4-18, Ramsey 6-9, Glatthaar 1-7, Benton 1-0.

**Passing:** Southern Miss: Young 32-18-3, 122, 2 TD. Cincinnati: Mauk 52-30-3, 334, 4 TD.

**Receiving:** Southern Miss: Fletcher 7-50, Nelson 3-18, Magee 2-15, Johnson 2-13, Morgan 2-8, Harrison 1-18, Baptiste 1-0. Cincinnati: Goodman 7-95, Barwin 7-86, Giddens 7-64, Jackson 3-46, Howard 2-24, Barnett 2-17, Moore 1-3, Benton 1-(-1).



### CINCINNATI 27, W. MICHIGAN 24

2007 International Bowl • Jan. 6, 2007 • Toronto, Canada

The International Bowl provided Cincinnati fans with a preview of what Brian Kelly has in store as UC knocked off Western Michigan, 27-24.

Kevin Lovell's 33-yard field goal with 6:11 remaining provided the winning margin for Cincinnati and Western Michigan's 51-yard field goal try with 1:26 left fell short.

Dominick Goodman was named the game's Most Outstanding Player. Butler Benton led UC rushing attack with 62 of the team's combined 126 yards against the Broncos—a defense that was ranked fifth nationally defending the run.

John Bowie put UC on the scoreboard first when he gathered in a tipped pass and returned it 25 yards for a touchdown in the first quarter. On Cincinnati's next drive, Davila connected on a 21-yard TD toss to Goodman. Goodman later hauled in a second touchdown pass in the second quarter.

The reeling Broncos used some trickery on the first play following Lovell's field goal. E.J. Biggers, on a double reverse, lofted the ball to Jamarko Simmons for a 76-yard touchdown.

The Broncos' defense got the ball right back and Cubit tossed a 30-yard scoring pass to close the gap to 24-14. A miscue by the UC offense—Davila's pass was deflected and intercepted with 23 seconds to play in the half—setting up Nate Meyer's 29-yard field goal.

<b>Western Michigan</b>	<b>0</b>	<b>17</b>	<b>0</b>	<b>7</b>	<b>—</b>	<b>24</b>
<b>Cincinnati</b>	<b>14</b>	<b>10</b>	<b>0</b>	<b>3</b>	<b>—</b>	<b>27</b>

#### First Quarter:

CIN—John Bowie 25-yd interception return (Kevin Lovell kick), 11:32. CIN—Dominick Goodman 21-yd pass from Nick Davila (Kevin Lovell kick), 6:27.

**Second Quarter:** CIN—Dominick Goodman 21 yd pass from Nick Davila (Kevin Lovell kick), 14:30. CIN—FG Kevin Lovell 37 yards, 10:23. WMU—Jamarko Simmons 76-yd pass from E.J. Biggers (Nate Meyer kick), 9:45. WMU—Herb Martin 30-yd pass from Ryan Cubit (Nate Meyer kick), 5:35. WMU—FG Nate Meyer 29 yards, 0:08.

**Fourth Quarter:** WMU—Brandon West 7-yd run (Nate Meyer kick), 10:53. CIN—FG Kevin Lovell 33 yards, 6:11.

**Rushing:** Western Michigan: West 21-109, Thompson 6-24, Cubit 2-(-10). Cincinnati: Benton 10-62, Moore 10-57, Grutza 3-22, Glatthaar 4-14, Davila 7-(-29).

**Passing:** Western Michigan: Cubit 23-43-2, 184, 1 TD; Martin 0-1-0, 0, 0 TD; Biggers 1-1-0, 76, 1 TD. Cincinnati: Davila 19-35-2, 214, 2 TD; Grutza 1-2-0, 7, 0 TD.

**Receiving:** Western Michigan: Simmons 13-172, Ledbetter 5-38, Martin 4-43, Maragos 1-5, West 1-2. Cincinnati: Goodman 7-109, Celek 4-21, Poland 3-17, Benton 2-26, Moore 2-20, Martin 1-19, Stewart 1-9.



### CINCINNATI 32, MARSHALL 14

2004 PlainsCapital Fort Worth Bowl • Dec. 23, 2004 • Fort Worth, Texas

Cincinnati's seniors capped their careers with a dominating performance in a 32-14 win over Marshall at the PlainsCapital Fort Worth Bowl.

Linebacker Tyjuan Hagler started things by blocking a punt one minute into the game, which was returned by Antwan Giddens for a touchdown. Hagler forced a fumble to set up one of three Kevin Lovell field goals, recorded a sack and had a team-high seven tackles to earn a spot on *Football News'* all-bowl team.

Trent Cole and Andre Frazier each recorded sacks while leading the defensive pursuit from their end positions. Cole also blocked a punt for a safety. UC's defense held the Thundering Herd to 134 total yards, minus-3 yards rushing.

Gino Guidugli capped his stellar career with his guttiest performance. Playing with a broken hand, Guidugli completed 24-of-36 passes for 231 yards and staked the Bearcats to their lead with a pair of second-quarter TD tosses. Guidugli was to be limited to shotgun snaps, but with the running game sputtering, he moved under center in the second quarter, a move which energized the offense. UC gained 168 yards on the ground, 62 by Richard Hall who capped his senior season with 1,000 yards. Hannibal Thomas caught nine passes for 102 yards to top the 1,000-yard mark in receiving.

UC jumped out to a 10-0 lead on Antwan Giddens' return of Hagler's blocked punt and Lovell's 23-yard field goal. The Herd retaliated with two late first quarter TD's, the second on a 32-yard interception return of an errant Guidugli pass, the senior's lone miscue of the night. The Bearcat defense shut down Marshall after that, allowing just 52 yards in total offense the remaining three quarters.

Guidugli capped scoring drives of 13 and 11 plays with TD passes of 15 yards to Brent Celek and eight yards to Earnest Jackson to give UC a 28-10 lead before the half. The Bearcats coasted from there.

<b>Marshall</b>	<b>14</b>	<b>0</b>	<b>0</b>	<b>0</b>	<b>—</b>	<b>14</b>
<b>Cincinnati</b>	<b>10</b>	<b>14</b>	<b>0</b>	<b>8</b>	<b>—</b>	<b>32</b>

#### First Quarter:

CIN - Antwan Giddens 9-yd return of blocked punt (Kevin Lovell kick), 14:00. CIN - FG Kevin Lovell, 23 yards, 6:23. MAR - Josh Davis 14-yd pass from Stan Hill (Ian O'Connor kick), 5:17. MAR - Willie Smith 32-yd interception return (Ian O'Connor kick), 0:16

**Second Quarter:** CIN - Brent Celek 15-yd pass from Gino Guidugli (Kevin Lovell kick), 4:31 CIN - Earnest Jackson 8-yd pass from Gino Guidugli (Kevin Lovell kick), 0:18

**Fourth Quarter:** CIN - FG Kevin Lovell 19 yards, 10:50. CIN - Safety, Trent Cole blocked Marshall's punt recovered in the end zone, 9:42. CIN - FG Kevin Lovell 35 yards, 4:59.

**Attendance:** 27,902

**Rushing:** Marshall: Charles 7-9; Hill 5-4; Bradshaw 6-(-5); Gochneaur 2-(-10); Team 1-(-1). Cincinnati: R. Hall 23-62; Glatthaar 10-48; Benton 7-33; Guidugli 3-12; Daniels 1-10; Carpenter 1-3.

**Passing:** Marshall: Hill 30-14-1, 137, 1; Gochneaur 2-0-0, 0. Cincinnati: Guidugli 36-24-1, 231, 2; Carey 1-0-1, 0; Murray 1-0-0, 0; Team 1-0-0.

**Receiving:** Marshall: Davis 5-67, 1; Bates 4-27; Spann 2-2; Deitel 1-30; Fitzgerald 1-10; Bradshaw 1-1. Cincinnati: Thomas 9-102; R. Hall 5-38; E. Jackson 4-24, 1; Celek 2-37, 1; Murray 2-20; Daniels 1-8; Poland 1-2.





## BOWL HISTORY

## NORTH TEXAS 24, CINCINNATI 19

2002 New Orleans Bowl • Dec. 17, 2002 • New Orleans, La.

Kevin Galbreath rushed for 130 yards and a touchdown to earn MVP honors as North Texas defeated Cincinnati, 24-19, in the second annual New Orleans Bowl.

After Cincinnati took an early 7-0 lead on a six-yard pass from Gino Guidugli to Tye Keith, North Texas ran off 24 straight points to build a 24-7 advantage.

Patrick Cobbs put the Mean Green ahead for good, 10-7, when he broke free for a 27-yard TD run with 10:53 left in the half. UNT extended the lead to 17-3 at the intermission when Jeremy Pearl returned a Guidugli interception 20 yards for a TD.

Galbreath finished the UNT scoring when he broke loose for a 35-yard TD run on the opening drive of the second half.

The Bearcats rallied as Jonathan Ruffin connected on field goals of 29 and 33 yards, the second allowing him to break his own school record with 13 straight field goals made. Franklin Callicott pulled UC to within 24-19 when he stripped Cobbs of the ball in the backfield and raced 43 yards for a touchdown with 5:15 left. Guidugli's two-point conversion pass fell incomplete.

Cincinnati would not get the chance to come any closer as North Texas used a time-consuming ground game to key an 11-play drive to run out the clock.

Guidugli led the UC offense by completing 19-of-34 passes for 224 yards and a touchdown but the sophomore threw a career-high five interceptions.

DeMarco McCleskey rushed 23 times for 85 yards to set the UC season rushing record with 1,361 yards. Jon Olinger's four catches for 107 yards raising his season receiving total to 1,114 yards, allowed the senior to break Jim O'Brien's 34-year old record of 1,107 receiving yards.

Cincinnati	7	0	6	6	—	19
North Texas	3	14	7	0	—	24

## First Quarter:

CIN - Keith 6-yd pass from Guidugli (Ruffin kick), 8:36.  
UNT - FG Bazaldua 30-yds, 0:58.

## Second Quarter:

UNT - Cobbs 27-yd run (Bazaldua kick), 10:53. UNT - Pearl 20-yd interception return (Bazaldua kick), 2:46.

Third Quarter: UNT - Galbreath 35-yd run (Bazaldua kick). CIN - FG Ruffin 29-yds, 9:27; CIN - FG Ruffin 33-yds, 5:02.

Fourth Quarter: CIN - Callicott 43-yd fumble return (pass failed).

Attendance: 19,024

Rushing: Cincinnati: McCleskey 23-85; Hall 2-7; B. Vann 1-1; Guidugli 3-(-8). North Texas: Galbreath 28-130, 1; Cobs 4-29, 1; Hickmon 3-22; Smith 5-8; Branch 2-4; Howard 1-(-1).

Passing: Cincinnati: Guidugli 34-19-5, 224, 1. North Texas: Smith 22-9-1, 126, 0.

Receiving: Cincinnati: Olinger 4-107; Keith 4-44, 1; Hart 3-21; Hall 30-20; McCleskey 3-16; B. Vann 1-16; L. Vann 1-0. North Texas: Howard 5-78; Branch 3-27; Marshall 1-21.



## TOLEDO 23, CINCINNATI 16

2001 Motor City Bowl • Dec. 29, 2001 • Pontiac, Mich.

Chester Taylor rushed for a bowl-record 190 yards, including a game-winning 24-yard touchdown with 3:23 left to lead Toledo to a 23-16 win over Cincinnati in the Motor City Bowl.

Cincinnati had a chance to tie the game in the closing moments but could not score following a first down at the 11 yard line.

Tavares Bolden was 14-for-28 for 135 yards and ran for 99 yards, which helped the Rockets set a Motor City Bowl-record with 322 yards rushing. Toledo held Cincinnati to just 13 yards on the ground, also a record in the five-year history of the bowl.

Taylor's 24-yard touchdown capped an 80-yard drive, which he sparked with three carries for 52 yards. The third-team all-America selection had a bowl-record 31 carries.

After Todd France gave Toledo a 3-0 lead on a 28-yard field goal with 9:24 left in the first quarter, the Bearcats ran off 13 straight points to take a 13-3 halftime lead. Jonathan Ruffin sandwiched field goals from 29 and 46 yards, the latter coming as time expired in the first half, around a 28-yard Gino Guidugli touchdown pass to Tim Walker.

Toledo pulled even after three quarters as France connected on a 42-yard field goal and Tavares Bolden scored on a 28-yard run with 1:44 left in the third. Both teams put together long drives on the first two possessions of the fourth quarter but settled for field goals.

The Rockets went 76 yards on 14 plays over five minutes, but stalled at Cincinnati's 13. France's 30-yard field goal gave them a 16-13 lead with 9:42 left.

The Bearcats then stalled at Toledo's 8 after driving 73 yards. Ruffin's 25-yard kick tied the game with 6:26 to go. The Rockets then drove 80 yards in seven plays with Taylor breaking loose up the middle for the winning score with 3:23 left.

Guidugli was 29-for-46 for 283 yards and a touchdown. Tye Keith caught a bowl-record nine passes for 63 yards.

Cincinnati	0	13	0	3	—	16
Toledo	3	0	10	10	—	23

## First Quarter: TOL

- FG France 28-yds, 9:24.

## Second Quarter:

CIN - FG Ruffin

29-yds, 9:05.

CIN - Walker 28-yd

pass from Guidugli

(Ruffin kick), 2:43.

CIN - FG Ruffin

46-yds, 0:00.

Third Quarter: TOL - FG France 42-yds, 11:33. TOL - Bolden 28-yd run (France kick), 1:44.

Fourth Quarter: TOL - FG France 30-yds, 9:42. CIN - FG Ruffin 25-yds, 6:26. TOL - Taylor 24-yd run (France kick), 3:23.

Attendance: 44,164

Rushing: Cincinnati: McCleskey 11-18; Jackson 7-9; Guidugli 2-(-14). Toledo: Taylor 31-190, 1; Bolden 7-99, 1; McCray 12-36; Team 1-(-3).

Passing: Cincinnati: Guidugli 46-29-0, 283, 1; Keith 1-0-0, 0, 0.

Toledo: Bolden 28-14-1, 135, 0.

Receiving: Cincinnati: Keith 9-63; Vann 8-78; Olinger 3-47; Jackson 3-38; McCleskey 2-18; Wize 2-7; Walker 1-28, 1; Holly 1-4. Toledo: Ford 5-73; McCray 3-14; Johnson 2-23; Greene 2-13; Holmes 1-15; Clarke 1-(-3).



## MARSHALL 25, CINCINNATI 14

2000 Motor City Bowl • Dec. 27, 2000 • Pontiac, Mich.

Byron Leftwich threw for one touchdown and rushed for another to help Marshall rally for 16 second-half points to defeat Cincinnati, 25-14, in the Motor City Bowl.

Cincinnati used a pair of DeMarco McCleskey touchdown runs to build a 14-9 halftime lead.

Marshall jumped on top, 7-0, when Leftwich connected with Darius Watts on a 77-yd catch and run. UC came right back, driving 67 yards in nine plays, culminating with McCleskey leaping over the pile to score from two yards out with 8:28 left to tie the game.

The Thundering Herd regained the lead with 2:35 left in the first quarter when Michael Owens tackled running back Ray Jackson in the endzone for a safety.

Antwan Peek recovered a Leftwich fumble at the Marshall 21 to set up McCleskey's second score, a two-yard run with 1:44 left in the half.

Marshall scored a pair of third quarter touchdowns, a one-yard run by Leftwich on its opening drive, and a Frank Wallace four-yard run with 7:24 left.

The Cincinnati offense, which ran up 181 yards of total offense in the first half, struggled after intermission, failing to score on any of its six possessions.

Leftwich paced the Thundering Herd, completing 17-of-30 passes for 221 yards while UC's Deontey Kenner connected on 19-of-39 passes for 189 yards and a pair of interceptions.

Cincinnati	7	7	0	0	—	14
Marshall	9	0	13	3	—	25

## First Quarter:

MAR - Watts

77-yd pass from

Leftwich (Jenkins

kick), 12:48. CIN-

McCleskey 2-yd

run (Ruffin kick),

8:28. MAR - Safety,

running back

tackled in endzone,

2:35.

Second Quarter: CIN - McCleskey 2-yd run (Ruffin kick), 10:44.

Third Quarter: MAR - Leftwich 1-yd run (Leftwich Pass failed), 12:01. MAR - Wallace 4-yd run (Jenkins kick), 7:24.

Fourth Quarter: MAR - FG Jenkins 25-yds, 0:43.

Attendance: 52,911

Rushing: Cincinnati: McCleskey 20-72, 2; Jackson 14-61; Garden 1-8; Vann 1-6; Team 1-(-24); Kenner 5-(-27). Marshall: Wallace 20-78, 1; Leftwich 9-21, 1; Carey 1-2.

Passing: Cincinnati: Kenner 39-19-2, 189, 0. Marshall: Leftwich 30-17-1, 221, 1.

Receiving: Cincinnati: Collins-Baker 4-55; Vann 3-42; Chatman 3-42; Keith 3-20; Drewery 2-15; Deatherage 2-13; Jackson 2-2. Marshall: Foye 5-26; Wallace 4-26; Watts 3-90, 1; Poole 3-65; Washington 2-14.



## BOWL HISTORY

### CINCINNATI 35, UTAH STATE 19

1997 Humanitarian Bowl • Dec. 21, 1997 • Boise, Idaho

Chad Plummer threw for a touchdown and ran for another score and Cornelius Bonner caught



two touchdown passes as Cincinnati defeated Utah State, 35-19, in the inaugural Humanitarian Bowl.

Deontey Kenner, who rotated at quarterback with Plummer, completed 10-of-16 passes for 124 yards and one touchdown for Cincinnati, which had not played in the postseason since the 1951 Sun Bowl.

Plummer, voted the game's Most Valuable Player, completed 5-of-10 passes for 61 yards while rushing 15 times for 53 yards.

Bonner, who had 48 yards on four receptions, caught touchdown passes of 14-yards each from Plummer and Kenner as the Bearcats raced to a 21-0 halftime lead.

Orlando Smith led Cincinnati in rushing with 82 yards on 15 carries while the Bearcats held a 265-76 advantage in rushing yards while holding the ball for more than 42 minutes.

Following a fumble by Utah State's Demario Brown early in the second half, the Bearcats went 57 yards in seven plays, capped by Plummer's 15-yard scoring run around right end that made it 28-0.

Just 1:03 later, Utah State's Steve Smith turned a five-yard pass from Matt Sauk into a spectacular 75-yard touchdown as he broke tackles and outran the secondary. But Cincinnati answered with a seven-yard scoring run by Orlando Smith on a screen pass that was ruled a lateral.

Melvin Blue's three-yard TD run capped an 80-yard drive in just 1:54, but the Aggies missed the extra point and trailed 35-13 with 29 seconds left in the third quarter.

The Aggies got themselves back in the game two minutes into the fourth quarter. Cincinnati punter Doug Johnson could not handle a high snap and freshman linebacker Brent Passey picked up the loose ball and went 10 yards for the score.

Cincinnati	7	14	14	0	—	35
Utah State	0	0	13	6	—	19

#### First Quarter:

CIN - Bonner 14-yd pass from Plummer (Judge kick), 4:03

#### Second Quarter:

CIN - Bonner 14-yd pass from Kenner (Judge kick), 14:12.  
CIN - L. Smith 1-yd run (Judge kick), 8:30.

**Third Quarter:** CIN - Plummer 15-yd run (Judge kick), 8:39. USU - Smith 75-yd pass from Sauk (Bohn kick), 7:31. CIN - O. Smith 7-yd run (Judge kick), 2:28. USU - Blue 3-yd run (kick failed), 0:29.

**Fourth Quarter:** USU - Passey 10-yd fumble return (Pass failed), 14:18.

**Attendance:** 16,131

**Rushing:** Cincinnati: O. Smith 15-78, 1; Plummer 15-53, 1; Cooper 17-47; L. Smith 7-32, 1; Royal 9-24; Isom 1-1; Team 1-(-10). Utah State: Brown 12-56; Smith 2-11; Blue 2-6, 1; Sauk 4-(-10).

**Passing:** Cincinnati: Kenner 16-10-0, 124, 1; Plummer 9-5-0, 62, 1. Utah State: Sauk 30-12-3, 253, 1.

**Receiving:** Cincinnati: Bonner 4-48, 2; Collins-Baker 4-36; Plummer 4-64; Monroe 2-26; Royal 1-12. Utah State: Smith 4-136; Jenkins 4-80; Brown 3-29; Damuni 1-8.

TEAM STATISTICS	UC	USU
First downs	23	15
Rushes-yards	65-225	20-63
Passing yards	186	253
Passing A-C-I	25-15-0	30-12-3
Punts-Avg.	5-36.8	6-32.3
Fumbles-Lost	2-1	1-1
Penalties-Yards	7-84	3-13
Time of Possession	42:17	17:43

### W. TEXAS A&M 14, CINCINNATI 13

1951 Sun Bowl • Jan. 1, 1951 • El Paso, Texas

A missed extra point in the second quarter proved to be the difference as West Texas A&M edged Cincinnati, 14-13, in the 16th annual Sun Bowl.

The Buffaloes took a 7-0 lead three minutes into the second quarter. Bill Cross capped off a 57-yard drive with a three-yard touchdown run.

Cincinnati used the passing game to come back. On a 68-yard scoring drive, quarterback Gene Rossi completed a 36-yard pass to Joe Benzing and short passes to Dick Jarvis and Dan McKeever. When Dan McKeever was injured on a running play, he was replaced by his brother, Tom, who carried three straight plays, the last a three-yard touchdown.

Jim Kelly's extra-point attempt went wide right and proved to be important as the game progressed.

Cincinnati claimed its first lead, 13-7, when Rossi threw a 17-yard touchdown pass to Bob Stratton and Bill Shalonsky added the extra point. A crucial play in the 69-yard drive came on third down at the UC 43 when Rossi completed a 22-yard pass to Kelly and a West Texas A&M penalty moved the ball to the Buffalo 20.

West Texas A&M used a trick play on a fake punt to score the game-winning touchdown. Faced with a fourth and long, punter Frank Wise moved under center, took the snap and lateraled to the right to quarterback Gene Mayfield. Mayfield completed a pass to Cross at the UC 40 and Cross broke several tackles to finish the 62-yard touchdown pass. Roy Lee Dunn added the extra point to give West Texas A&M a 14-13 lead.

Cincinnati could not take advantage of its best scoring chance in the fourth when Shalonsky's 35-yard field goal attempt went wide right.

West Texas A&M drove 79-yards to the UC one but the Bearcat defense held on a fourth down play. With time running out, the Bearcats moved to the Buffaloes' 27 on a long pass to Kelly, but the game ended when Rossi was sacked on successive plays.

Cincinnati	0	6	7	0	—	13
West Texas A&M	0	7	7	0	—	14

#### Second Quarter:

WT- Bill Cross

4-yard run (Roy Lee Dunn Kick).

CIN- Tom McKeever

3-yard run (kick failed).

#### Third Quarter:

CIN- Bob Stratton

17-yard pass from Gene Rossi (Bill Shalonsky kick). WT- Cross 62-yard pass from Gene Mayfield (Dunn kick).

**Attendance:** 16,000

**Rushing:** Cincinnati: Stratton 8-59; T. McKeever 9-40, 1; D. McKeever 4-20; Anthony 4-14; Delaney 3-10; Rossi 9-(-37). West Texas A&M: Wright 23-135; Cross 15-53; Mayfield 10-40; Wise 2-(-10).

**Passing:** Cincinnati: Rossi 29-14-3, 170, 1; Delaney 1-0-0, 0, 0. West Texas A&M: Mayfield 14-5-3, 103, 1; Wise 1-1-0, 20, 0.

**Receiving:** Cincinnati: Kelly 5-89; Benzing 1-34; Jarvis 3-21; Stratton 2-18, 1; Staub 1-9; D. McKeever 1-2; Anthony 1-(-3).

TEAM STATISTICS	UC	WTAM
First downs	12	19
Rushes-yards	37-106	50-238
Passing yards	170	123
Passing A-C-I	30-14-3	15-6-3
Punts-Avg.	5-30.4	4-39.5
Fumbles-Lost	3-0	3-0
Penalties-Yards	8-70	8-80

### CINCINNATI 33, TOLEDO 13

1949 Glass Bowl • Dec. 3, 1949 • Toledo, Ohio



Bob Stratton scored twice to help guide the 1949 Bearcats to a 33-13 victory over Toledo in the Glass Bowl.

Cincinnati used a strong defense and solid play on special teams to dominate Toledo, 33-13, in the fifth annual Glass Bowl.

After a scoreless first quarter the Bearcats recorded a safety when Jack Tracy trapped Rocket back Emerson Cole in the end zone. Following a Toledo fumble, UC's Bob Stratton scored the first of his two touchdowns on a 10-yard run. He later added a 29-yard TD early in the third quarter.

Gene Gibson showed his open-field running skills with a pair of touchdowns. He returned a punt 76-yards in the third quarter to give the Bearcats a 27-6 lead. On the next possession, Don Jansen intercepted a Toledo pass and pitched it to Gibson who returned it 80 yards for the score.

UC outgained Toledo, 330-286 on offense, but owned a lopsided advantage on special teams. The Bearcats returned punts, kickoffs and interceptions for 258 yards while the Rockets managed only 97 return yards.

Cincinnati	0	15	18	0	—	33
Toledo	0	6	0	7	—	13

#### Second Quarter:

CIN - Safety, Jack Tracy tackled Emerson Cole in the end zone. CIN- Bob Stratton 10-yard run (George Schuster kick). CIN- Joe Hawk 21-yard pass from Tom O'Malley (kick failed). TOL- Cole 8-yard run (Don Martin kick failed).

**Third Quarter:** CIN- Stratton 29-yard run (kick failed). CIN - Gene Gibson 76-yard punt return (kick failed). CIN- Gibson 80-yard return of Don Jansen interception (kick failed).

**Fourth Quarter:** TOL- George Miley 2-yard run (Martin kick)

**Attendance:** 8,000

**Rushing:** Cincinnati: Bellamah 16-78; Benzing 10-62; Stratton 6-51, 2; Sweeney 1-12; Brill 1-5; O'Malley 3-(-11). Toledo: Cole 17-76; Han 7-62; Miley 13-53; Pete 1-6; Hays 3-1; Johnson 5-(-11).

**Passing:** Cincinnati: O'Malley 20-7-1, 133, 1; Gibson 1-0-0, 0, 0. Toledo: Johnson 11-3-1, 38, 0; Pete 3-2-1, 51, 0; Miley 1-1-0, 10, 0.

**Receiving:** Cincinnati: Kelly 3-53; Staub 2-48; Hawk 1-21, 1; Stratton 1-11. Toledo: Han 4-79; Laude 1-17; Hays 1-3.

TEAM STATISTICS	UC	UT
First downs	14	12
Rushes-yards	38-197	46-187
Passing yards	133	99
Passing A-C-I	21-8-1	15-6-3
Punts-Avg.	5-32.8	6-37.5
Fumbles-Lost	4-4	3-1
Penalties-Yards	11-95	4-40



## UC BOWL RECORDS

## CINCINNATI 18, VIRGINIA TECH 6

1947 Sun Bowl • Jan. 1, 1947 • El Paso, Texas



UC made its first bowl appearance in the 1947 Sun Bowl, knocking off Virginia Tech 18-6.

The Bearcats played in their first-ever bowl game in school history, earning an 18-6 victory over Virginia Tech in the 12th annual Sun Bowl.

Both teams struggled offensively in the first half, due largely in part to the three inches of snow that fell in El Paso the day before the game.

The Bearcat offense dominated play in the second half. UC outrushed the Gobblers, 369 to 34 for the game, scoring all three touchdowns on the ground.

After a scoreless first half, Cincinnati took the second half kickoff and drove 75 yards for the game's first score, a 13-yard run by sophomore Harold Johnson. After holding Virginia Tech to just three plays on offense in the next possession, the Bearcats regained possession and drove 52 yards for the second score, taking a 12-0 lead on junior fullback Hugo Sabato's one-yard run.

Virginia Tech cut the lead to 12-6 early in the fourth quarter when Ralph Beard capped off a 55-yard drive with a three-yard touchdown run.

Johnson emerged as the defensive leader for the Bearcats, intercepting a pass in the end zone late in the third quarter to stop a potential game-tying drive.

With time running out, Tech drove into Cincinnati territory, before Johnson made his second interception, returning it deep into Gobbler territory. Three plays later, Don McMillan scored on a quarterback sneak from three yards to provide the final margin.

Cincinnati finished the season with a 9-2 record, including wins over defending Big Nine champions Indiana and Michigan State.

Cincinnati	0	0	12	6	—	18
Virginia Tech	0	0	0	6	—	6

## Third Quarter:

CIN - Harold Johnson  
13-yard run (kick failed). CIN - Hugo Sabato 1-yard run (kick failed).

## Fourth Quarter:

VT - Ralph Beard  
3-yard run (kick failed). CIN - Don McMillan 3-yard run (kick failed)

Attendance: 10,000

TEAM STATISTICS	UC	VT
First downs	16	13
Rushes-yards	369	34
Passing yards	94	85
Passing A-C-I	18-5-3	15-4-2
Punts-Avg.	6-19.0	7-40.6
Fumbles-Lost	0-0	0-0
Penalties-Yards	9-100	3-25

## SCORING

## Points

12	Bob Stratton	1949
12	Gene Gibson	1949
12	Cornelius Bonner	1997
12	DeMarco McCleskey	2000
12	Kevin Lovell	2004
12	Dominick Goodman (PJB)	2007
12	Dominick Goodman (INT)	2007

## Touchdowns

2	Bob Stratton	1949
2	Gene Gibson	1949
2	Cornelius Bonner	1997
2	DeMarco McCleskey	2000
2	Dominick Goodman (PJB)	2007
2	Dominick Goodman (INT)	2007

## Points (Career)

24	Dominick Goodman	2005-09
----	------------------	---------

## TDs (Career)

4	Dominick Goodman	2005-09
---	------------------	---------

## Kick Points

12	Kevin Lovell	2004
----	--------------	------

## Kick Points (Career)

21	Kevin Lovell	2004-07
----	--------------	---------

## Extra Points Made

5	Joe Judge	1997
---	-----------	------

## Extra Points Att.

5	Joe Judge	1997
5	George Schuster	1949

## FGM

3	Jonathan Ruffin	2001
3	Kevin Lovell	2004

## FGA

3	Jonathan Ruffin	2001
3	Kevin Lovell	2004

## FGM (Career)

5	Jonathan Ruffin	2000-02
5	Kevin Lovell	2004-07

## FGA (Career)

5	Jonathan Ruffin	2000-02
5	Kevin Lovell	2004-07

## RUSHING

## Rushing Attempts

23	DeMarco McCleskey	2002
----	-------------------	------

## Rushing Yards

85	DeMarco McCleskey	2002
----	-------------------	------

## Rushing Touchdowns

2	Bob Stratton	1949
2	DeMarco McCleskey	2000

## Longest Rush

52	Allen Richards	1947
----	----------------	------

## Rushing Attempts (Career)

54	DeMarco McCleskey	2000-02
----	-------------------	---------

## Rushing Yards (Career)

175	DeMarco McCleskey	2000-02
-----	-------------------	---------

## Rushing TDs (Career)

3	Bob Stratton	1949-51
---	--------------	---------

## PASSING

## Passing Attempts

52	Ben Mauk (PJB)	2007
----	----------------	------

## Passing Completions

30	Ben Mauk (PJB)	2007
----	----------------	------

## Passing Yards

334	Ben Mauk (PJB)	2007
-----	----------------	------

## Passing Touchdowns

4	Ben Mauk (PJB)	2007
---	----------------	------

## Passing Interceptions

5	Gino Guidugli	2002
---	---------------	------

## Longest Pass

55	Guidugli to Olinger	2002
----	---------------------	------

## Passing Attempts (Career)

116	Gino Guidugli	2001-02-04
-----	---------------	------------

## Passing Comp. (Career)

72	Gino Guidugli	2001-02-04
----	---------------	------------

## Passing Yards (Career)

738	Gino Guidugli	2001-02-04
-----	---------------	------------

## TOTAL OFFENSE

## Most Plays

64	Ben Mauk	2007
----	----------	------

## Most Yards

375	Ben Mauk	2007
-----	----------	------

## Plays (Career)

124	Gino Guidugli	2001-02-04
-----	---------------	------------

## Yards (Career)

728	Gino Guidugli	2001-02-04
-----	---------------	------------

## RECEIVING

## Receptions

9	Tye Keith	2001
9	Hannibal Thomas	2004

## Receiving Yards

158	Mardy Gilyard	2009
-----	---------------	------

## Receiving Touchdowns

2	Cornelius Bonner	1997
2	Dominick Goodman (PJB)	2007
2	Dominick Goodman (INT)	2007



## UC BOWL RECORDS

### Receptions (Career)

20 Dominick Goodman.....2005-09

### Receiving Yards (Career)

255 Dominick Goodman.....2005-09

*Dominick Goodman*

### **ALL-PURPOSE YARDS**

#### Most All-Purpose Yards (Career)

324 Mardy Gilyard.....2007-09

#### Most All-Purpose Yards

255 Mardy Gilyard.....2009  
(158 receiving, 97 kickoff return)

### **PUNT RETURNS**

#### Returns

4 Tinker Keck.....1997

#### Punt Return Yards

147 Gene Gibson.....1949

#### Punt Return Best Avg. (3 ret.)

49.0 Gene Gibson.....1949

### **KICKOFF RETURNS**

#### Kickoff Returns

4 Charles Spencer.....2000

#### Return Yards

82 Charles Spencer.....2000

#### Kickoff Returns Best Average

23.7 Artrell Hawkins.....1997

### **PUNTING**

#### Punts

7 Adam Wulfeck.....2001

#### Punting Yards

344 Adam Wulfeck.....2001

#### Punting Highest Avg.

50.5 Kevin Huber.....2007

### Long Punt

60 Adam Wulfeck.....2001

### Most Punts (Career)

12 Adam Wulfeck.....2000-01

### Most Punting Yards (Career)

493 Adam Wulfeck.....2000-01

### Punting Best Avg. (Career)

41.1 Adam Wulfeck.....2000-01

### **DEFENSE**

#### Total Tackles

14 Doug Monaghan.....2001

#### Solo Tackles

10 Terrill Byrd.....2009

#### Assisted Tackles

9 Doug Monaghan.....2001

9 Jason Hunt.....2001

#### Tackles For Loss

4 Terrill Byrd.....2009

#### TFL Yards

20 Derrick Ransom.....1997

#### QB Sacks

2 Terrill Byrd.....2007 (PJB)

#### QB Sacks Yds

13 Derrick Ransom.....1997

#### Interceptions

3 DeAngelo Smith.....2007 (PJB)

#### Int. Return Yards

88 Gene Gibson.....1949

#### Long Int. Return

80 Gene Gibson.....1949

#### Interception TD

1 Gene Gibson.....1949

1 John Bowie.....2007 (INT)

#### Passes Defended

6 Brad Jackson.....1997

#### Fumbles Rec.

1 five times

#### Fumbles Forced

2 Franklin Callicott.....2002

### **TEAM RECORDS**

#### **TOTAL OFFENSE**

Most Plays.....90 in 1997

Most Yards.....463 in 1947

Fewest Plays.....54 in 2009

Fewest Yards.....276 in 1951

First Downs, Total.....24 in 2000 and 2004

First Downs, Rushing.....12 in 1997

First Downs, Passing.....16 in 2007 (PJB)

First Downs, Penalty.....4 in 2000

#### **RUSHING**

Most Attempts.....65 in 1997

Most Yards.....369 in 1947

Most Touchdowns.....3 in 1947 &amp; 1997

Fewest Attempts.....20 in 2001

Fewest Yards.....13 in 2001

Fewest Touchdowns.....0 in 2001, 2002, 2007, 2009

#### **PASSING**

Most Attempts.....52 in 2007 (PJB)

Most Completions.....30 in 2007 (PJB)

Most Yards.....334 in 2007 (PJB)

Most Touchdowns.....4 in 2007 (PJB)

Most Interceptions.....5 in 2002

Fewest Attempts.....18 in 1947

Fewest Completions.....5 in 1947

Fewest Yards.....94 in 1947

Fewest Interceptions.....0 in 1997 and 2000

#### **MISCELLANEOUS**

Most Points.....35 in 1997

Least Points.....7 in 2009

Touchdowns.....5 in 1949 and 1997

Most Fumbles.....4 in 1949

Most Fumbles Lost.....4 in 1949

Most Penalties.....11 in 2000

Most Penalty Yards.....100 in 1947

Most Interceptions.....3 (four times, last in 2007) (PJB)

Most Int. Return Yards.....89 in 1949

Time of Possession.....42:17 in 1997

Third Down Conv.....636 (14-of-22) in 1997

Fourth Down Conv.....667 (2-of-3) in 2004

Bowl Attendance.....73,602 in 2009

*PJB - Papajohn's.com Bowl; INT - International Bowl.*





## MEDIA INFORMATION

The University of Cincinnati Sports Communications Office is ready to assist you in every way possible to make the experience of covering UC Athletics productive and rewarding. For this reason, we have developed policies and procedures which will require cooperation on the part of the media. Not complying with these policies will result in the refusal of credentials.

### SCHEDULING INTERVIEWS

All interviews with student-athletes and coaches **MUST** be initiated through the Sports Communications Office by contacting the sports communications representative assigned to that sport. Media are not to call coaches or student-athletes directly. We ask for a 24-hour notice for interviews unless otherwise notified.

### MEDIA CREDENTIALS

For all football games, media outlets should apply for credentials online at [GoBEARCATS.com](http://GoBEARCATS.com). Go to the football page, and click on media credentials in the right-side navigation bar.

Individual game credentials must be requested prior to Tuesday morning of a normal game week. For Friday home games, requests must be in by Monday morning.

Credential procedures and language, including any media restrictions in connection with game information taking the form of film, video, digital video recordings, blogging, etc., will accompany all credentials. Media must agree to adhere to these policies in order to cover an event.

### WEB VIDEO CONTENT

Per UC's multimedia contract with IMG College, UC coaches, players, and administrators are not permitted to take part in one-on-one interviews or feature stories that will be made available exclusively for internet distribution.

### INTERNET POLICIES

Live updating of websites, blogs, and social networking feeds is not allowed at any time during practices.

### BIG EAST TELECONFERENCE

The BIG EAST coaches are featured on a weekly teleconference each Monday, starting at 11:10 a.m. (ET) during the season. To access the teleconference, contact the BIG EAST Conference at (401) 453-0660. A replay is available each Monday beginning at 5 p.m.

### BIG EAST SATELLITE FEED

The BIG EAST will begin its weekly satellite feed on Wednesday, Sept. 9. The feed will be available each Wednesday afternoon during the season, concluding on Nov. 28. Approximately three and a half minutes of highlights and interviews are available for Cincinnati and Coach Brian Kelly. For satellite coordinates and scheduled times for the feed, contact the BIG EAST Conference Office at 401-453-0660.

### TUESDAY PRESS CONFERENCE

During game weeks on Tuesdays at noon, head coach Brian Kelly and selected players will participate in a press conference in the Goin Team Room located on the second floor of the Richard E. Lindner Center. The players will take questions at noon, followed by Coach Kelly at approximately 12:15 p.m.

### WEEKLY RELEASE

During the season, information about the University of Cincinnati football team is updated on a weekly basis and made available at [www.GoBEARCATS.com](http://www.GoBEARCATS.com).

Media can access the complete release, including statistics, by utilizing Adobe Acrobat PDF files. To receive the document via email, please send a request to Ryan Koslen ([ryan.koslen@uc.edu](mailto:ryan.koslen@uc.edu)).

### PRACTICES

Regular-season practice times and the approximate time for the conclusion of those workouts will be emailed to the media prior to the beginning of each week. Changes to the practice schedule will be sent via email as needed. Policies for preseason practice and spring practice will be released just prior to the start of those sessions.

During regular-season practices, unless otherwise noted, still and television photographers will be allowed to shoot the first 20 minutes (first four periods) of practice. At the conclusion of practice, head coach Brian Kelly will address the media on the field.

First-year players, including freshmen and transfers, will be made available to the media only after they have made a significant contribution or at the coach's discretion. Veteran players and assistant coaches will be made available for brief interviews following practice and must be requested through a member of the sports communications staff. Media are not to personally approach student-athletes or coaches unless otherwise instructed.

All interviews following practice **MUST** be conducted on the practice field. Post practice interviews for print are to be brief (10 minutes max) and will be non-exclusive, group interviews. One-on-one electronic interviews are permitted but must be brief.

### CREDENTIAL PICK-UP

Credentials can be picked up beginning two hours before the game at the will call windows located on the west side of Fifth Third Arena. All persons picking up credentials will be required to furnish positive identification.

### ENTERING THE PRESS BOX

An elevator to the press box is located at the 50-yard line on the west concourse of Nippert Stadium below the press box. A media credential is required for entry to the elevator.

### PRESS BOX LEVELS

The Nippert Stadium press box has three levels. The first level is for newspaper, radio, and television reporters. The middle level is for guests of the university. The upper level is for video crews, radio, and television outlets broadcasting the game, as well as coaches.

### PRESS BOX SERVICES

A media packet, including a game program, game notes, depth charts, and statistics, is available to each media member. A meal is provided before each game. During the game, quickie statistics are distributed after each quarter. Complete play-by-play, scoring summary, and individual and team statistics are distributed following the game.

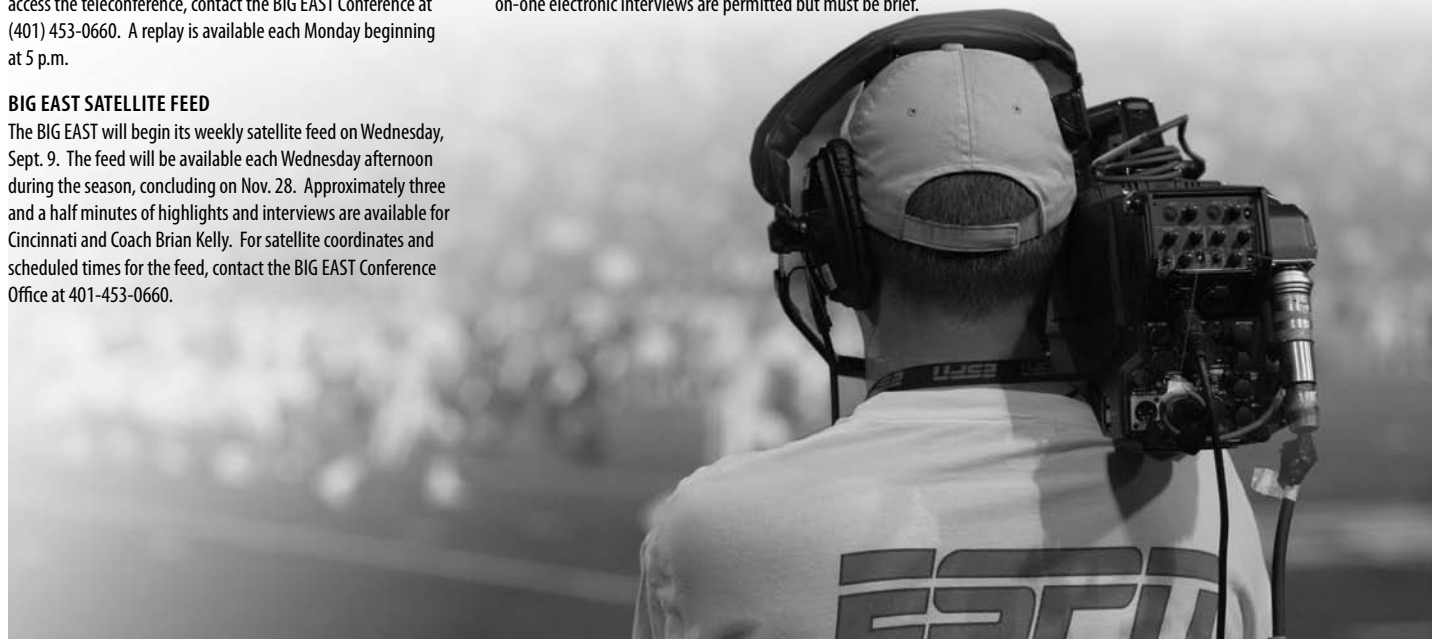
In accordance with Football Writers Association of America (FWAA) guidelines, no cheering is allowed in the media areas of the press box in order to provide a proper working environment.

### INTERNET ACCESS

Wireless internet is available in the press box at Nippert Stadium. Members of the UC Sports Communications staff will be available to assist you. There is no access fee.

### TELEPHONES

Telephone lines are available in the Nippert Stadium press box on a first-come, first-serve, basis for media members. Media representatives requiring their own phone lines should contact Dan Krone, Assistant Director of Athletics for Facilities and Operations at (513) 556-3541 at least a week prior to the game.





## UC SPORTS COMMUNICATIONS



**Mike Harris**  
Assistant AD  
513-240-8884  
Michael.Harris@uc.edu



**Ryan Koslen**  
Assoc. Director/FB Contact  
513-497-3132  
Ryan.Koslen@uc.edu



**Lara Thornton**  
Associate Director  
513-295-4520  
Lara.Thornton@uc.edu



**John Berry**  
Assistant Director  
513-556-0618  
John.Berry@uc.edu



**Jeremy Martin**  
Assistant Director  
513-556-5191  
Jeremy.Martin@uc.edu



**Tom Gelehrter**  
Manager, New Media  
513-556-1275  
Tom.Gelehrter@uc.edu

### OPPONENT SID DIRECTORY

#### RUTGERS

Football Contact: Jason Baum  
Office: (732) 445-7885  
Mobile: (201) 966-6338  
Email: jbaum@scarletknights.com  
Press Box: (732) 445-7028  
Website: ScarletKnights.com

#### SOUTHEAST MISSOURI STATE

Football Contact: Patrick Clark  
Office: (573) 651-2933  
Mobile: (618) 593-7281  
Email: paclark@semo.edu  
Press Box: (573) 651-2191  
Website: GoSoutheast.com

#### OREGON STATE

Football Contact: Steve Fenk  
Office: (541) 737-7470  
Mobile: (541) 230-0627  
Email: steve.fenk@oregonstate.edu  
Press Box: (541) 737-2410/2795  
Website: OSUBeavers.com

#### FRESNO STATE

Football Contact: Steve Weakland  
Office: (559) 244-5615  
Mobile: (559) 287-3304  
Email: sweaklan@csufresno.edu  
Press Box: (559) 278-5951  
Website: GoBulldogs.com

#### MIAMI (OH)

Football Contact: Mike Pearson  
Office: (513) 529-4329  
Mobile: (513) 330-6729  
Email: pearsomg@muohio.edu  
Press Box: (513) 529-7261  
Website: MURedHawks.com

#### USF

Football Contact: Chris Freet  
Office: (813) 974-4086  
Mobile: (405) 249-60756  
Email: cfreet@admin.usf.edu  
Press Box: (813) 350-6225  
Website: GoUSFBulls.com

#### LOUISVILLE

Football Contact: Rocco Gasparro  
Office: (502) 852-0102  
Mobile: (502) 262-2258  
Email: rocco.gasparro@louisville.edu  
Press Box: (502) 852-6703  
Website: UofLSports.com

#### SYRACUSE

Football Contact: Sue Cornelius Edson  
Office: (315) 443-2608  
Mobile: (315) 952-4787  
Email: sedson@syr.edu  
Press Box: (315) 443-4241  
Athletic Website: SUAthletics.com

#### CONNECTICUT

Football Contact: Mike Enright  
Office: (860) 486-3531  
Mobile: (860) 208-4756  
Email: mike.enright@uconn.edu  
Press Box: (860) 610-4778  
Website: UConnHuskies.com

#### WEST VIRGINIA

Football Contact: Mike Montoro  
Office: (304) 293-2821  
Mobile: (304) 276-2605  
Email: mike.montoro@mail.wvu.edu  
Press Box: (304) 293-3799  
Website: MSNSportsNet.com

#### ILLINOIS

Football Contact: Cassie Arner  
Office: (217) 244-3886  
Mobile: (217) 390-6564  
Email: arner@illinois.edu  
Press Box: (217) 333-1227  
Website: FightingIllini.com

#### PITTSBURGH

Football Contact: E.J. Borghetti  
Office: (412) 648-8240  
Mobile: (412) 491-5110  
Email: eborghetti@athletics.pitt.edu  
Press Box: (412) 697-7198  
Website: PittsburghPanthers.com

### PROFESSIONAL SCOUTS

Seats in the press box will be available to professional scouts on a first-come, first-serve basis based on availability. If seats are not available in the press box, scouts will be provided a reserved ticket along with a press box pass that will allow them access to the press area for statistics, notes, and food. Requests should be made through the UC Sports Communications office well in advance of the game to improve availability.

### SIDELINE PASSES

The University of Cincinnati follows NCAA guidelines regarding media representatives on the sidelines. Photographers and videographers are permitted to shoot between the 23-yard lines and the goal lines on both sidelines, or anywhere behind the restraining line in the end zone.

### POSTGAME INTERVIEWS

The UC locker room will remain closed following all football games. Media should request players through Ryan Koslen for the media room during the fourth quarter. Media will be allowed to enter the field (for home games) late in the fourth quarter but will not be allowed to conduct interviews with UC football players on the field (home or away). Only the originating television and radio networks will be allowed to conduct interviews on the field.

Coach Kelly will address the media in Room 3000 of the Recreational Sports Center following home games. Players will be brought into the interview area as soon as possible.

Postgame availability on the road will be determined on gameday. Please see football contact Ryan Koslen for details.

### ON THE WEB

Information on the University of Cincinnati football team is available at [www.GoBEARCATS.com](http://www.GoBEARCATS.com). From [www.GoBEARCATS.com](http://www.GoBEARCATS.com), you can find all pertinent information regarding the team, including schedules, results, rosters, bios, statistics and game notes. Live video of Coach Kelly's press conference, plus replays of his weekly teleconference and television interviews are available from the site as well.

Information on the BIG EAST Conference and all member institutions is also available through the league web site at [www.bigeast.org](http://www.bigeast.org).



### DIRECTIONS TO NIPPERT STADIUM

#### FROM I-71 South (Columbus)

- I-71 south to Exit 3 - Taft Road (Taft is one-way going west).
- Stay on Taft approximately seven blocks to the intersection of Jefferson Avenue. University Plaza will appear on the right.
- Turn right at the University Plaza onto Jefferson Avenue.
- At the first light, turn left on Corry Street.
- Corry and Calhoun Garages are on the left.

#### FROM U.S. 50 (Portsmouth and East)

- U.S. 50 to Taft Road (Taft is one-way going west).
- Stay on Taft to the intersection of Jefferson Avenue.
- Turn right at the University Plaza onto Jefferson Avenue.
- At the first light, turn left on Corry Street.
- Corry and Calhoun Garages are on the left.

#### FROM I-75 North or South

- Take Exit 3 - Hopple Street. At the end of the ramp (stop light) turn left (east).
- Cross over interstate and through Central Parkway. Hopple eventually becomes Martin Luther King Drive, the campus will appear on the right.
- At the sixth light, turn right onto Jefferson Avenue.
- At the second light, Corry Street, turn right.
- Corry and Calhoun Garages are on the left.

#### FROM I-74 (Indianapolis and West)

- Take I-74 to I-75 south
- Follow directions above from I-75.

Fifth Third Arena at Shoemaker Center is to the right with Nippert Stadium next to it. Armory Fieldhouse is behind the Shoemaker Center. Gettler Stadium is on the left.



# MEDIA CALENDAR

Sun.	Mon.	Tues.	Wed.	Thurs.	Fri.	Sat.
						<b>Aug. 1</b>
2	3 BIG EAST Media Days	4 BIG EAST Media Days	5	6	7	8
9 Freshmen Report	10 Veterans Report	11 First Day of Practice	12	13	14	15
16 Move to Camp Higher Ground	17	18	19	20	21	22
23 UC Day at Kings Island	24	25	26	27	28	29 Return from Camp Higher Ground
30	31	<b>Sept. 1</b> UC Press Conference Noon	2	3 Player Interviews	4 Player Interviews	5
6 <b>Game 1 at Rutgers</b>	7	8	9 Player Interviews	10	11	12 <b>Game 2 vs. Southeast Missouri St.</b>
13	14 BIG EAST Phone Conference	15 UC Press Conference Noon/ Player Interviews	16 Player Interviews	17	18	19 <b>Game 3 at Oregon St.</b>
20	21 BIG EAST Phone Conference	22 UC Press Conference Noon/ Player Interviews	23 Player Interviews	24	25	26 <b>Game 4 vs. Fresno St.</b>
27	28 BIG EAST Phone Conference	29 UC Press Conference Noon/ Player Interviews	30 Player Interviews	<b>Oct. 1</b>	2	3 <b>Game 5 at Miami (OH)</b>

Sun.	Mon.	Tues.	Wed.	Thurs.	Fri.	Sat.
4	5 BIG EAST Phone Conference	6 Player Interviews	7 Player Interviews	8	9	10
11	12 BIG EAST Phone Conference/ Player Interviews	13 UC Press Conference Noon	14	15 <b>Game 6 vs. USF</b>	16	17
18	19 BIG EAST Phone Conference	20 UC Press Conference Noon/ Player Interviews	21 Player Interviews	22	23	24 <b>Game 7 vs. Louisville</b>
25	26 BIG EAST Phone Conference	27 UC Press Conference Noon/ Player Interviews	28 Player Interviews	29	30	31 <b>Game 8 at Syracuse</b>
<b>Nov. 1</b>	2 BIG EAST Phone Conference	3 UC Press Conference Noon/ Player Interviews	4 Player Interviews	5	6	7 <b>Game 9 vs. Connecticut</b>
8	9 BIG EAST Phone Conference/ Player Interviews	10 UC Press Conference Noon/ Player Interviews	11	12	13 <b>Game 10 vs. West Virginia</b>	14
15	16 BIG EAST Phone Conference	17 Player Interviews	18 Player Interviews	19	20	21
22	23 BIG EAST Phone Conference/ Player Interviews	24 UC Press Conference Noon/ Player Interviews	25	26	27 <b>Game 11 vs. Illinois</b>	28
29	30 BIG EAST Phone Conference	<b>Dec. 1</b> UC Press Conference Noon/ Player Interviews	2 Player Interviews	3	4	5 <b>Game 12 at Pittsburgh</b>





## RADIO & TELEVISION

### RADIO



University of Cincinnati fans have had no trouble tracking the Bearcats due to their radio network.

700 WLW begins its 17th season as the Bearcats' broadcast partner. The station's 50,000-watt signal can project UC games to 38 states and a third of Canada, and worldwide via 700WLW.com, making it possible for UC football fans to hear every game.

WLW augments the broadcast coverage with pregame and postgame programming. Additionally, head coach Brian Kelly is featured on an hour-long call-in show each week from the original Montgomery Inn, allowing Cincinnati fans to meet the coach and ask their questions up close and personal.

### ON-AIR TALENT

#### DAN HOARD – Play-by-Play

Dan Hoard enters his 10th year as the play-by-play voice. Hoard has been a focal point of Bearcats broadcasts since coming to Cincinnati from Syracuse, N.Y. in 1995. He served as UC's radio voice in 1996 and handled the play-by-play on the local television football and basketball telecasts from 1996-2000. He took over the radio play-by-play duties in 2000.



Dan Hoard

#### JIM KELLY, JR. – Color Analyst

Jim Kelly, a standout receiver for the Bearcats in the mid-1970's, returns for his 19th season as an analyst. Jim is the son of the late Jim Kelly, Sr., who was associated with UC for over 40 years as an athlete, assistant coach, and administrator. Kelly, Jr. followed in his father's footsteps as an athlete and started three seasons as a wide receiver for UC in the mid-1970's.



Jim Kelly, Jr.

#### TOM GELEHRTER – Sideline Reporter

Tom Gelehrter is in his third year as the sideline reporter for UC football broadcasts. UC's Manager of New Media and Broadcasting, Gelehrter is a 2002 graduate of Syracuse University and has worked for the past six years as a college sports broadcaster at both Cincinnati and the University of Akron. A Cleveland native, Gelehrter also hosts Bearcats Sports Weekly with Brian Kelly and Mick Cronin on FOX Sports Ohio.



Tom Gelehrter

#### MO EGGER – Host and Engineer

Mo Egger is the host, producer, and engineer on UC broadcasts. He is the morning sports anchor on 700 WLW, and hosts afternoons on 1530 Homer. A New Jersey native and a graduate of the University of Dayton, he has been with Clear Channel since 1997 and has worked on UC broadcasts since 2001. Egger is also host of the Brian Kelly and Mick Cronin radio shows on 700 WLW.



Mo Egger



Bill Koch  
Cincinnati Enquirer



Paul Daugherty  
Cincinnati Enquirer



Ken Broo  
WLWT-TV



George Vogel  
WLWT-TV



John Popovich  
WCPO-TV



Dennis Janson  
WCPO-TV



Brad Johansen  
WKRC-TV



Tara Pachmeyer  
WKRC-TV



Brian Giesenschlag  
WXIX-TV



Zach Wells  
WXIX-TV

### TELEVISION

When it comes to television, the University of Cincinnati has one of the most extensive television packages in the country as its partners cover not only the state of Ohio, but the nation.

The 2009 season marks the second year of a six-year arrangement with ESPN that gives the BIG EAST unrivaled exposure on ABC and the ESPN family of networks. ESPN, ESPN2, or ABC will carry a minimum of 19 BIG EAST home games each season, marking the highest guaranteed total on ESPN and ABC in league history. Championship Saturday in December will include one ESPN game and another on ESPN2 and at least four BIG EAST games will be featured on ESPN's Thursday-night package each year of the agreement.

In addition, the BIG EAST Network, produced by ESPN Regional Television (ERT) will continue to distribute its Game of the Week package to a nationally syndicated audience, reaching more than 30 million homes. Most of the ERT games also will be available as part of the ESPN GamePlan subscription service. Finally, a minimum of five home games will be carried on ESPNU.

UC is in the second year of a multi-year agreement with FOX Sports Ohio that makes the network the exclusive regional cable home of UC football. Programming includes game telecasts, preseason and postseason specials, and a weekly coaches show titled 'Bearcats Sports Weekly With Brian Kelly'.





## CINCINNATI SPORTS MEDIA

### WIRE SERVICES

Associated Press  
312 Elm St., Cincinnati, OH 45202-2747  
(513) 241-2386, Fax: (513) 241-2665  
Dan Sewell, Bureau Director (dsewell@ap.org)  
Joe Kay (jkay@ap.org), Terry Kinney (tkinney@ap.org)

### NEWSPAPER

*Cincinnati Enquirer* (AM Daily & Sunday)  
312 Elm St., Cincinnati, OH 45202  
(513) 768-8440, Fax: (513) 768-8550  
Josh Pichler, Sports Editor (jpichler@enquirer.com)  
Bill Koch, UC Beat (bkoch@enquirer.com)  
Paul Daugherty, Columnist (pdaugherty@enquirer.com)

*The News Record* (Mon., Wed. & Thurs.)  
University of Cincinnati, ML 15, Cincinnati, OH 45221  
(513) 556-5909, Fax: (513) 556-5922

*Bearcat Sports Digest* (Bi-Weekly)  
9144 Cobblechase Ct., Cincinnati, OH 45251  
(513) 385-4196, Fax: (513) 385-4192  
Jon Braude, Editor (jbraude@one.net)  
Rachel Cravens, Managing Editor

### TELEVISION

WLWT-TV (Channel 5, NBC)  
1700 Young St., Cincinnati, OH 45210  
(513) 412-5088, Fax: (513) 412-6121  
Ken Broo, Sports Director/Anchor (ken.broo@wlwt.com)  
George Vogel, Weekend Anchor/Executive Producer (gvogel@wlwt.com)

WCPO-TV (Channel 9, ABC)  
1720 Gilbert Ave., Cincinnati, OH 45202  
(513) 852-4077, Fax: (513) 721-7717  
John Popovich, Sports Director (jpopovich@wcpo.com)  
Denny Janson, Sports Anchor (djanson@wcpo.com)  
Mike Mattingly, Producer (mmattingly@wcpo.com)

WKRC-TV (Channel 12, CBS)  
1906 Highland Ave., Cincinnati, OH 45219  
(513) 763-5452, Fax: (513) 421-3820  
Brad Johansen, Sports Director/Anchor (bjohansen@wkrc.com)  
Tara Pachmayer, Sports Anchor (tpachmayer@wkrc.com)  
Michael Berger and Marc Juszak, Sports Producers

WXIX-TV (Channel 19, FOX)  
635 W. 7th St., Cincinnati, OH 45203  
(513) 421-0119, Fax: (513) 421-3022  
Brian Giesenschlag, Sports Director/Anchor (19sports@fox19.com)  
Zach Wells, Sports Anchor  
Ron Millenor, Producer

### RADIO

WLW-AM (700)  
8044 Montgomery Rd., Suite 650  
Cincinnati, OH 45236  
(513) 686-8300, Fax: (513) 333-4240  
Bill Dennison (seg@700wlw.com) Mo Egger (megger@700wlw.com)  
Lance McAlister (lance1530homer@fuse.net)

WCKY-AM (1530)  
8044 Montgomery Rd., Suite 650  
Cincinnati, OH 45236  
(513) 686-8300, Fax: (513) 665-9700  
Mo Egger (megger@700wlw.com), Lance McAlister (lance1530homer@fuse.net)

WDBZ-AM (1230)  
705 Central Ave., Cincinnati, OH 45202  
(513) 679-6000, Fax: (513) 948-1985

WEBN-FM (102.7)  
8044 Montgomery Rd., Suite 650  
Cincinnati, OH 45236  
(513) 621-9326, Fax: (513) 749-3299  
Dennis Walker (wildman@webn.com), Sports Director

WFTK-FM (96.5)  
895 Central Avenue, Suite 900  
Cincinnati, OH 45202  
(513) 749-8255, 513-412-7050

WMOH-AM (1450)  
2081 Fairgrove Ave., Hamilton, OH 45011  
(513) 737-6397, Fax: (513) 863-6856  
John Wade, Sports Director  
Bill Douglas, Reporter

WOBO-FM (88.7)  
P.O. Box 338, Owensville, OH 45160  
(513) 724-3939, Fax: (513) 724-6042  
John Perin (jperin@cinci.rr.com), Sports Director

Metro Networks  
312 Plum St., Suite 910, Cincinnati, OH 45202  
(513) 345-2700, Fax: (513) 345-2707  
Jason Ehrhardt, Sports Director (jasehrhardt@netscape.net)  
Mike Lindeman, News Director  
(Note: Service programs news or sports for WBOB, WNKR, WUBE, WCVG and others)

Bearcast (Internet Only)  
2217 Emory Hall, University of Cincinnati, Cincinnati, OH 45221  
(513) 556-4525

### REACHING CINCINNATI'S KEY MEDIA

Media Member	Phone	E-mail
Bill Koch, Cincinnati Enquirer	(513) 768-8448	bkoch@enquirer.com
Brian Giesenschlag, WXIX-TV	(513) 421-0119	19sports@raycommedia.com
Dan Hoard, 700 WLW	(513) 505-9711	dxhoard@yahoo.com
Brad Johansen, WKRC-TV	(513) 763-5452	bjohansen@wkrc.com
Josh Katzowitz, GoBEARCATS.com	(513) 556-5191	jkatzo@hotmail.com
John Popovich, WCPO-TV	(513) 852-4077	jpopovich@wcpo.com
Ken Broo, WLWT-TV	(513) 412-5088	kbroo@wlwt.com



## BOWL CHAMPIONSHIP SERIES ...



The Bowl Championship Series (BCS) is a five-game arrangement for post-season college football that is designed to match the two top-rated teams in a national championship game and to create exciting and competitive matchups between eight other highly regarded teams in four other games.

The bowl games participating are the Tostitos Fiesta Bowl, FedEx Orange Bowl, Rose Bowl, Allstate Sugar Bowl and the BCS National Championship Game which will be played each year at one of the bowl sites.

The BCS is managed by the commissioners of the 11 NCAA Football Bowl Subdivision ("FBS") (formerly Division I-A) conferences, the director of athletics at the University of Notre Dame, and representatives of the bowl organizations. The conferences are Atlantic Coast, Big East, Big Ten, Big 12, Conference USA, Mid-American, Mountain West, Sun Belt, Pacific 10, Southeastern and Western Athletic.

The conference commissioners and the Notre Dame athletics director make decisions regarding all BCS issues, in consultation with an athletics directors advisory group and subject to the approval of a presidential oversight committee whose members represent all 120 FBS programs.

The five BCS games are part of the overall bowl structure. All bowl games provide meaningful season-ending opportunities to teams.

As one conference commissioner said, "the celebration that occurs among the student-athletes, coaching staff and fans at the end of each bowl games is an indication of the importance of all bowl games."

The BCS places great premium on the regular season of college football. Football weekends are an important ingredient in the overall college experience-going well beyond simply what occurs in the athletics department. A significant amount of the revenue that supports all athletic programs is generated by regular-season football. And so it is of great importance that the regular season remains strong and vibrant.

The top two teams were matched in bowl games infrequently before the BCS, when conferences were contractually obligated to certain games and there was no flexibility to attempt to match the top teams.

The BCS conferences have a contract with Fox Sports to televise the Fiesta, Orange and Sugar Bowls through 2010 and the National Championship Games through 2009. ABC has an agreement to continue to televise the 2010 National Championship Game and the Rose Bowl through 2014.

### AUTOMATIC QUALIFICATION

1. The top two teams in the final BCS Standings will play in the national championship game.
2. The champions of the Atlantic Coast, Big East, Big Ten, Big 12, Pac-10 and Southeastern Conferences automatically qualify for BCS games each year.
3. One team from among the champions of Conference USA, the Mid-American Conference, the Mountain West Conference, the Sun Belt Conference, or the Western Athletic Conference automatically qualify for a BCS game if either: A. Such team is ranked in the top 12 of the final BCS Standings, or B. Such team is ranked in the top 16 of the final BCS Standings and its ranking in the final BCS Standings is higher than that of a champion of a conference that has an annual automatic berth in one of the BCS bowls.
4. Notre Dame qualifies automatically for a BCS bowl if it is in the top eight of the final BCS Standings.
5. If any of the 10 slots remain open after application of provisions 1 through 4, and an at-large team from a conference with an annual automatic berth for its champion is ranked No. 3 in the final BCS Standings, that team shall become an automatic qualifier.
6. If any of the 10 slots remain open after application of provisions 1 through 5, and if Step No. 5 has not been applied and an at-large team from a conference with an annual automatic berth for its champion is ranked No. 4 in the final BCS Standings, that team shall become an automatic qualifier.
7. If any slots remain unfilled after the placement of all teams qualifying for an automatic berth, then the bowls shall choose their participants from the "pool of eligible teams" (see next column.)

### BIG EAST BOWL TIE-INS



### SCHEDULE OF GAMES, JANUARY 2010

Jan. 1, 2010 - Sugar Bowl

Jan. 1, 2010 - Rose Bowl

Jan. 4, 2010 - Fiesta Bowl

Jan. 5, 2010 - Orange Bowl

Jan. 7, 2010 - BCS National Championship Game (Pasadena)



### POOL OF ELIGIBLE TEAMS

If berths are available after the automatic qualifiers have been identified, then the bowls shall select at-large participants from the "pool of eligible teams," which shall include any Division I-A team that is bowl-eligible and meets the following requirements:

- A. Has won at least nine regular-season games, not including exempted games, and
- B. Is among the top 14 teams in the final BCS Standings

### THE BCS IS WORKING

The BCS is succeeding. The nation's No. 1 and No. 2 teams met only eight times in bowl games in the 57 seasons between 1936 and 1992, when the "bowl coalition" (a predecessor of the BCS) was created. No. 1 and No. 2 have met nine times in the 17 years since 1992. In the 11-year history of the BCS from 1999 through 2009, the AP's No. 1 and No. 2 have met eight times.

### THE BCS IS NOT ...

It is not a playoff system. It is nothing more than attempt to match the No. 1 and No. 2 teams within the bowl system and to create exciting matchups in four other bowl games.

It is also not an exclusive system that rewards only a few. The University of Utah in 2005 and 2008, Boise State University in 2006 and the University of Hawaii in 2007 demonstrated that a team from a conference without an annual automatic berth can have access to a BCS bowl game.

### REVENUE

Before the BCS was created, conferences without automatic berths in the "major" bowl games received no revenue from those games. In the first ten years of the BCS system, more than \$90 million was distributed to conferences that do not have an annual automatic berth in the system.

### ECONOMIC IMPACT








































The total economic impact in the host cities from the five BCS games in January 2009, was estimated at more than \$1.2 billion.

### A WORD ABOUT A PLAYOFF

The NCAA membership has not proposed the creation of a playoff.



## 2009 BOWL SCHEDULE

	DATE	BOWL	SITE	TIME (ET)	NETWORK	MATCHUP
	Dec. 19, 2009	New Mexico	Albuquerque	2:30 p.m.	ESPN	MWC vs. WAC
	Dec. 19, 2009	<b>ST. PETERSBURG</b>	St. Petersburg, Fla.	8 p.m.	ESPN	Big East vs. C-USA
	Dec. 20, 2009	R&L Carriers New Orleans	New Orleans	8 p.m.	ESPN	C-USA vs. Sun Belt
	Dec. 22, 2009	MAACO Las Vegas	Las Vegas	8 p.m.	ESPN	MWC vs. Pac-10
	Dec. 23, 2009	San Diego County Credit Union Poinsettia	San Diego	8 p.m.	ESPN	MWC vs. Pac-10
	Dec. 24, 2009	Sheraton Hawaii	Honolulu	8 p.m.	ESPN	C-USA vs. WAC
	Dec. 26, 2009	<b>MEINEKE CAR CARE</b>	Charlotte	4 p.m.	ESPN	ACC vs. Big East
	Dec. 26, 2009	Motor City	Detroit	5 p.m.	ESPN	Big Ten vs. MAC
	Dec. 26, 2009	Emerald	San Francisco	8:30 p.m.	ESPN	ACC vs. Pac-10
	Dec. 27, 2009	Gaylord Hotels Music City	Nashville	8:15 p.m.	ESPN	ACC vs. SEC
	Dec. 28, 2009	Independence	Shreveport, La.	5 p.m.	ESPN	Big 12 vs. SEC
	Dec. 29, 2009	Champs Sports	Orlando	8 p.m.	ESPN	ACC vs. Big Ten
	Dec. 30, 2009	EagleBank	Washington, D.C.	4:30 p.m.	ESPN	ACC vs. U.S. Military Academy
	Dec. 30, 2009	Roady's Humanitarian	Boise	4:30 p.m.	ESPN	MWC vs. WAC
	Dec. 30, 2009	Pacific Life Holiday	San Diego	8 p.m.	ESPN	Big 12 vs. Pac-10
	Dec. 30, 2009	Texas	Houston	8 p.m.	NFL Network	Big 12 vs. U.S. Naval Academy
	Dec. 31, 2009	<b>BRUT SUN</b>	El Paso, Texas	Noon	CBS	Pac-10 vs. Big East/Big 12
	Dec. 31, 2009	Insight	Tempe, Ariz.	5:30 p.m.	NFL Network	Big Ten vs. Big 12
	Dec. 31, 2009	Chick Fil-a	Atlanta	7:30 p.m.	ESPN	ACC vs. SEC
	Dec. 31, 2009	Bell Helicopter Armed Forces	Ft. Worth, Texas	TBD	ESPN	MWC vs. C-USA
	Jan. 1, 2010	Outback	Tampa	11 a.m.	ESPN	Big Ten vs. ACC
	Jan. 1, 2010	Capital One	Orlando	1 p.m.	ABC	Big Ten vs. SEC
	Jan. 1, 2010	<b>KONICA MINOLTA GATOR</b>	Jacksonville	1 p.m.	CBS	ACC vs. Big East/Big 12/Notre Dame
	Jan. 1, 2010	<b>ROSE</b>	 Pasadena, Calif.	5 p.m.	ABC	BCS (Big Ten) vs. BCS (Pac-10)
	Jan. 1, 2010	<b>ALLSTATE SUGAR</b>	 New Orleans	8:30 p.m.	FOX	BCS at-large vs. BCS at-large
	Jan. 2, 2010	<b>INTERNATIONAL</b>	Toronto	Noon	ESPN2	Big East vs. MAC
	Jan. 2, 2010	AT&T Cotton	Arlington, Texas	2 p.m.	FOX	Big 12 vs. SEC
	Jan. 2, 2010	<b>PAPAJOHNS.COM</b>	Birmingham, Ala.	2 p.m.	ESPN	Big East vs. SEC
	Jan. 2, 2010	Autozone Liberty	Memphis	5:30 p.m.	ESPN	C-USA vs. SEC
	Jan. 2, 2010	Valero Alamo	San Antonio	9 p.m.	ESPN	Big Ten vs. Big 12
	Jan. 4, 2010	<b>TOSTITOS FIESTA</b>	 Glendale, Ariz.	TBD	FOX	BCS (Big 12) vs. BCS (At large)
	Jan. 5, 2010	<b>FEDEX ORANGE</b>	 Miami	8 p.m.	FOX	BCS (ACC) vs. BCS at-large
	Jan. 6, 2010	GMAC	Mobile, Ala.	7 p.m.	ESPN	ACC vs. MAC
	Jan. 7, 2010	<b>BCS NATIONAL CHAMPIONSHIP GAME</b>	 Pasadena, Calif.	8 p.m.	FOX	BCS #1 vs. BCS #2

BIG EAST Bowl Tie-Ins in **BOLD CAPS**



One great program deserves another.

