

## 2012-13 SCHEDULE/RESULTS

Day/Date	Opponent	TV	Time/Result
Mon./Oct. 29	Grand Valley State (EXH.)	BearcatsTV	W, 80-60
Mon./Nov. 5	Bellarmine (EXH.)	BearcatsTV	W, 86-51
Sun./Nov. 11	UT Martin	FSO	W, 80-57
Tues./Nov. 13	Mississippi Valley State	ESPN3	W, 102-60
Sun./Nov. 18	1-North Carolina A&T	FSO	W, 93-39
Tues./Nov. 20	1-Campbell	FSO	W, 91-72
Fri./Nov. 23	1-Iowa State	CBS SN	W, 78-70
Sat./Nov. 24	1-Oregon	CBS SN	W, 77-66
Sat./Dec. 1	2-Alabama	ESPN2	W, 58-56
Thurs./Dec. 6	Arkansas-Little Rock	FSO	W, 87-53
Sat./Dec. 8	Maryland Eastern Shore	FSO	W, 92-60
Sat./Dec. 15	3-at Marshall	CBS SN	W, 72-56
Wed./Dec. 19	4-vs. Xavier	ESPN2	W, 60-45
Sat./Dec. 22	Wright State	FSO	W, 68-58
Thurs./Dec. 27	New Mexico	ESPN2	L, 54-55
Mon./Dec. 31	at No. 24 Pittsburgh	ESPN2	W, 70-61
Sat./Jan. 5	St. John's	ESPNU	L, 52-53
Mon./Jan. 7	No. 17 Notre Dame	ESPN2	L, 60-66
Sat./Jan. 12	at Rutgers	BEN/FSO	W, 68-58
Tues./Jan. 15	at DePaul	BEN/FSO	W, 75-70
Sat./Jan. 19	No. 25 Marquette	ESPNU (OT)	W, 71-69
Mon./Jan. 21	at No. 3 Syracuse	ESPN	L, 55-57
Wed./Jan. 30	Rutgers	BEN/FSO	W, 62-54
Sat./Feb. 2	at Seton Hall	ESPNU	W, 65-59
Wed./Feb. 6	at Providence	BEN/FSO	7 p.m.
Sat./Feb. 9	Pittsburgh	ESPN	6 p.m.
Tues./Feb. 12	Villanova	BEN/FSO	8 p.m.
Fri./Feb. 15	Georgetown	ESPN	9 p.m.
Thurs./Feb. 21	at Connecticut	ESPN or ESPN2	7 p.m.
Sun./Feb. 24	at Notre Dame	CBS	2 p.m.
Sat./Mar. 2	Connecticut	BEN/WKRC	2 p.m.
Mon./Mar. 4	at Louisville	ESPN	7 p.m.
Sat./Mar. 9	USF	BEN/FSO	4 p.m.
Mar. 12-16	5-BIG EAST Championship	ESPN/ESPN2	TBA
<b>NCAA CHAMPIONSHIP</b>			
Mar. 19-20	First Four	CBS/Turner	TBA
Mar. 21-24	Second/Third Rounds	CBS/Turner	TBA
Mar. 28-31	Regional Semis/Finals	CBS/Turner	TBA
Apr. 6-8	Final Four	CBS	TBA

Notes: Home games are in **BOLD**FACE; All games are Eastern and subject to change; The specific game time for the Feb. 9 home game with Pittsburgh will not be determined until late January.

BEN-BIG EAST Network; FSO-Fox Sports Ohio; CBS SN - CBS Sports Network 1-Global Sports Classic (Nov. 23-24 games in Las Vegas, Nev. [Thomas & Mack Center]); 2-SEC/BIG EAST Challenge; 3-Charleston, W.Va. (Charleston Civic Center); 4-Cincinnati, Ohio (U.S. Bank Arena); 5-New York, N.Y. (Madison Square Garden)

## CINCINNATI SPORTS COMMUNICATIONS

**Assistant Director/Primary Basketball Contact:** Andre Foushee

**Office/Cell Phone:** (513) 556-5182/(859) 797-7871

**Press Row Phone:** 513-556-3800

**Email Address:** Andre.Foushee@uc.edu

**Twitter:** @GoBEARCATS and @Andre\_UCSID

**Associate AD/External & Media Communications:** Doug Mosley

**Office/Cell Phone:** (513) 556-0667/(318) 366-8734

**Email:** Doug.Mosley@uc.edu

**UC Sports Communications**

Richard E. Lindner Center

2751 O'Varsity Way, Suite 860

Cincinnati, OH 45221-0021

Phone: (513) 556-5191

Fax: (513) 556-0619

# CINCINNATI<sup>®</sup>

## BASKETBALL

2 NATIONAL TITLES • 6 FINAL FOURS • 8 ELITE EIGHTS • 10 SWEET SIXTEENS • 26 NCAA TOURNAMENTS

## GAME 23:

**17/17 CINCINNATI (18-4, 6-3) AT PROVIDENCE (11-11, 3-7)**

Wednesday, Feb. 6 • 7 p.m. (ET) • Dunkin' Donuts Center • Providence, R.I.

**Series Info:** Ninth meeting; The series is tied 4-4. Providence leads 2-1 in Providence. Cincinnati leads 3-2 in Cincinnati. The teams have never met at a neutral site. **STREAK** - Cincinnati has won the last three games.

**Last Meeting:** Cincinnati won 81-66 at Fifth Third Arena on Feb. 15, 2012.

**Coaches:** Mick Cronin is in his seventh season at Cincinnati (131-92); 10th season overall (200-116).

**Ed Cooley** is in his second season at Providence (26-28); seventh season overall (118-97).

**Rankings:** Cincinnati is ranked No. 17 in both the AP and USA Today polls for the week of Feb. 4.

Providence is not ranked in either poll.

**Radio:** 700 WLW-AM; **Dan Hoard** provides play-by-play with color analyst **Chuck Machock**.

**TV:** BEN/FSO; **Don Orsillo** provides play-by-play with color analyst **Ron Perry**. **Chris Ackerknecht** produces.

**UC Twitter Page:** @GoBEARCATS

## CINCINNATI PROBABLE STARTERS &amp; ROSTER

No.	Name	Pos.	Ht.	Wt.	Cl.	Hometown	GP/GS	PPG	RPG	APG	MIN
1	Cashmere Wright	G	6-0	178	R-Sr.	Savannah, Ga.	21/21	14.2	2.7	3.5	27.7
23	Sean Kilpatrick	G	6-4	221	R-Jr.	Yonkers, N.Y.	22/22	18.5	5.5	2.0	33.0
44	JaQuon Parker	G	6-3	198	Sr.	Suffolk, Va.	22/22	10.6	4.6	1.8	28.7
5	Justin Jackson	F	6-8	213	Jr.	Cocoa Beach, Fla.	21/17	4.3	5.4	1.6	19.4
13	Cheikh Mbodj	C	6-10	236	Sr.-Tr.	Dakar, Senegal	22/22	5.5	5.0	2.5^	20.2
<b>Off the Bench</b>											
0	Jeremiah Davis III	G	6-3	204	So.	Muncie, Ind.	4/0	5.5	2.5	1.3	10.8
2	Titus Rubles	F	6-7	207	Jr.-Tr.	Dallas, Texas	22/5	6.6	6.0	2.3	21.2
3	Shaquille Thomas	F	6-7	187	R-Fr.	Paterson, N.J.	21/0	2.8	2.0	0.6	10.6
10	Alex Eppensteiner	G	6-4	190	Sr.	Cincinnati, Ohio	5/0	0.6	0.2	0.4	2.0
14	Ge'Lawn Guyn	G	6-2	174	So.	Lexington, Ky.	21/0	2.4	0.9	0.6	12.5
15	Jermaine Sanders	F	6-5	215	So.	Far Rockaway, N.Y.	22/1	3.4	2.2	0.9	12.3
24	Kelvin Gaines	C	6-10	227	R-So.	Ocala, Fla.	13/0	0.8	1.6	0.9^	6.5
33	David Nyarsuk	C	7-1	230	Jr.-Tr.	Juba, South Sudan	22/0	2.8	2.9	1.2^	12.9

Probables reflect starters from last game; ^-Blocks; \*-Steals

## CINCINNATI STORYLINES

- » UC enters Wednesday's game having won six of its first nine BIG EAST Conference games in a season for the first time in its eight years in the league (joined for 2005-06 season).
- » A win Wednesday at Providence would give UC its best record after 23 games (19-4) since the 2001-02 Bearcats started the season at 21-2 en route to winning the Conference USA regular-season and tournament titles; advancing to the second round of the NCAA Tournament and finishing 31-4.
- » The Bearcats are a BIG EAST-best 8-1 away from home this season with five wins in true road games. UC has won 13 of its last 16 games away from Fifth Third Arena dating back to last season.
- » Mick Cronin earned his 200th career coaching victory Saturday when UC beat Seton Hall. Cronin posted a 69-24 three-year record at Murray State and is 131-92 in seven seasons with the Bearcats.
- » A BIG EAST Conference Player of the Year candidate,

Sean Kilpatrick ranks as the league's third-leading scorer at 18.5 points per game (through Feb. 3). He is tied with Connecticut's Shabazz Napier for second in the league in scoring since the start of conference play, averaging 18.1 points, behind only Bryce Cotton of Providence (20.7 points).

- » Over the last five games Kilpatrick is averaging 23.0 points while shooting 43.6 percent from the field (34 of 78) and 39.3 percent from three-point range (22 of 56). He is also averaging 5.6 rebounds, 2.0 assists and 1.2 steals during the stretch.
- » Kilpatrick has score 20 or more points in eight games this season, including three times in UC's last five games. He also has made five or more three-pointers in three of the last four games.
- » Cashmere Wright needs one steal on Wednesday to pass Darnell Burton (184 steals from 1993-97) for second in UC history. He is six away from the school record (David Kennedy, 189 steals from 1977-81).

## 2012-13 NUMERICAL ROSTER

No.	Name	Pos.	Ht.	Wt.	Class	Exp.	Hometown / Last School
0	Jeremiah Davis III	G	6-3	204	So.	1L	Muncie, Ind. / Huntington Prep, W.Va.
1	Cashmere Wright	G	6-0	178	R-Sr.	3L	Savannah, Ga. / Urban Christian Academy
2	Titus Rubles	F	6-7	207	Jr.-Tr.	TR	Dallas, Texas / Blinn College (Texas)
3	Shaquille Thomas	F	6-7	187	R-Fr.	RS	Paterson, N.J. / NIA Prep School
5	Justin Jackson	F	6-8	213	Jr.	2L	Cocoa Beach, Fla. / Arlington Country Day
10	Alex Eppensteiner	G	6-4	190	Sr.	3L	Cincinnati, Ohio / Elder
13	Cheikh Mbodj	C	6-10	236	Sr.-Tr.	1L	Dakar, Senegal / Grayson County College (Texas)
14	Ge'Lawn Guyn	G	6-2	174	So.	1L	Lexington, Ky. / South Kent Prep (Conn.)
15	Jermaine Sanders	F	6-5	215	So.	1L	Far Rockaway, N.Y. / Rice
23	Sean Kilpatrick	G	6-4	221	R-Jr.	2L	Yonkers, N.Y. / Notre Dame Prep
24	Kelvin Gaines	C	6-10	227	R-So.	1L	Ocala, Fla. / Arlington Country Day
33	David Nyarsuk	C	7-1	230	Jr.-Tr.	TR	Juba, South Sudan / Mountain State University
44	JaQuon Parker	G	6-3	198	Sr.	3L	Suffolk, Va. / King's Fork

## 2012-13 ALPHABETICAL ROSTER

No.	Name	Pos.	Ht.	Wt.	Cl.	Exp.	Hometown / Last School
0	Jeremiah Davis III	G	6-3	204	So.	1L	Muncie, Ind. / Huntington Prep, W.Va.
10	Alex Eppensteiner	G	6-4	190	Sr.	3L	Cincinnati, Ohio / Elder
24	Kelvin Gaines	C	6-10	227	R-So.	1L	Ocala, Fla. / Arlington Country Day
14	Ge'Lawn Guyn	G	6-2	174	So.	1L	Lexington, Ky. / South Kent Prep (Conn.)
5	Justin Jackson	F	6-8	213	Jr.	2L	Cocoa Beach, Fla. / Arlington Country Day
23	Sean Kilpatrick	G	6-4	221	R-Jr.	2L	Yonkers, N.Y. / Notre Dame Prep
13	Cheikh Mbodj	C	6-10	236	Sr.-Tr.	1L	Dakar, Senegal / Grayson County College (Texas)
33	David Nyarsuk	C	7-1	230	Jr.-Tr.	TR	Juba, South Sudan / Mountain State University
44	JaQuon Parker	G	6-3	198	Sr.	3L	Suffolk, Va. / King's Fork
2	Titus Rubles	F	6-7	207	Jr.-Tr.	TR	Dallas, Texas / Blinn College (Texas)
15	Jermaine Sanders	F	6-5	215	So.	1L	Far Rockaway, N.Y. / Rice
3	Shaquille Thomas	F	6-7	187	R-Fr.	RS	Paterson, N.J. / NIA Prep School
1	Cashmere Wright	G	6-0	178	R-Sr.	3L	Savannah, Ga. / Urban Christian Academy

## COACHING STAFF

**Head Coach:** Mick Cronin (7th season at UC; 10th season overall)

**Associate Head Coach:** Larry Davis

**Assistant Coaches:** Darren Savino, Antwon Jackson

**Director of Basketball Operations:** Drew Seidenberger

**Director of Student-Athlete Development:** Chris Shumate

**Video Coordinator:** Mark Berger

**Assoc. Athletics Director/Sports Medicine:** Bob Mangine

**Head Athletic Trainer:** Joe Rauch

**Director of Strength & Conditioning:** Mike Rehfeldt

## PRONUNCIATION GUIDE

Ge'Lawn Guyn	JEE-lawn Gwynn
Cheikh Mbodj	sheck MUHDj (MUHD rhymes with WOOD)
David Nyarsuk	Nahr-SUK
JaQuon Parker	juh-KWON
Titus Rubles	ROO-bulls

## QUICK FACTS

## GENERAL INFORMATION

Location	Cincinnati, OH 45221
Founded	1819
Enrollment	42,421
Nickname	Bearcats
Colors	Red (PMS: 186) and Black
Arena (Capacity)	Fifth Third Arena (13,176)
Affiliation	NCAA Division I
Conference	BIG EAST
President	Dr. Santa J. Ono
Alma mater/year	Chicago, '84
Director of Athletics	Whit Babcock
Alma mater/year	James Madison, '92
Faculty Representative	Dr. David M. Szymanski
Department of Athletics Phone	(513) 556-4603
Athletics Ticket Office Phone	(877) CATS-TIX

## BASKETBALL STAFF

Head Coach	Mick Cronin (Cincinnati '97)
Basketball Office Phone	(513) 556-5847
Associate Head Coach	Larry Davis (Asbury '78)
Assistant Coach	Darren Savino (Jersey City '94)
Assistant Coach	Antwon Jackson (Pikeville College '93)
Director of Operations	Drew Seidenberger (Cincinnati '09)
Dir. of Student-Athlete Devel.	Chris Shumate (Murray St. '04)
Video Coordinator	Mark Berger (Cincinnati '01)
Assoc. AD/Sports Medicine	Bob Mangine (Pittsburgh '93)
Head Athletic Trainer	Joseph T. Rauch (Pittsburgh '05)
Dir. /Strength & Condition	Mike Rehfeldt (St. Cloud St. '05)
Administrative Assistant	Winona Shaw-Gunn

## HISTORY

First year of basketball	1901-02
NCAA appearances/last	26/2012
All-time record	43-23 (.652)
Final Four appearances/last	6/1992
Elite Eight appearances/last	8/1996
Sweet 16 appearances/last	10/2012
Conference Championships/last	37/2004
Postseason NIT appearances/last	10/2010
All-time record	8-10

## TEAM INFORMATION

2011-12 Record	26-11
BIG EAST Record	12-6 (t-4th)
Starters returning/lost	3/2
	(Returning: Wright, Kilpatrick, Parker)
Letterwinners returning/lost	10/2
Percent of scoring returning	65.7 (1,656 of 2,522)
Percent of rebounding returning	69.1 (847 of 1,225)

## PREVIEWING THE GAME

- » Playing a road game for the fifth time in its last seven games, the 17th-ranked University of Cincinnati men's basketball team travels to Providence on Wednesday for a 7 p.m. ET contest. The game will be televised on FOX Sports Ohio and ESPN3 and also can be heard on 700 WLW-AM.
- » UC (18-4, 6-3 BIG EAST) has won five of six during the stretch after earning a 65-59 victory at Seton Hall on Saturday. Sean Kilpatrick posted a game-high 21 points with five three-pointers and a game-high seven rebounds. Cashmere Wright added 17 points, going 7 of 7 from the free-throw line and handing out four assists. Cheikh Mbodj had seven points, seven rebounds and five blocks.
- » Providence (11-11, 3-7 BIG EAST) snapped a three-game losing streak on Sunday with a 55-52 win at Villanova. Bryce Cotton hit the game-winning three-pointer with 2.2 seconds left as part of his game-high 18 points. He also had six rebounds and five assists. Josh Fortune added 15 points for the Friars with five three-pointers.
- » The UC-Providence series is tied 4-4. Providence leads 2-1 at home. The Bearcats have won the last three meetings, including an 81-66 decision at Fifth Third Arena on Feb. 15, 2012.

## SCOUTING PROVIDENCE

- » Providence's win at Villanova on Sunday snapped a three-game losing streak. The Friars battled Connecticut into overtime before losing 82-79 on Jan. 31.
- » Providence ranks second in the league and 10th in the nation in defending the three-point shot. The Friars are limiting opponents to 28.6 percent shooting from behind the arc.
- » Providence also ranks among the league leaders in rebounding (third at 37.9) and rebounding margin (sixth at +4.0).
- » Bryce Cotton leads the BIG EAST and ranks sixth in the nation in scoring at 21.4 points per game. He also leads the league in three-pointers per game (3.35) and is eighth in three-point shooting at 40.9 percent.
- » LaDontae Henton averages 13.8 points and is second in the conference in rebounding at 8.1 boards per game. He ranks 30th in the nation with eight double-doubles this season.
- » Kadeem Batts ranks third on the team in scoring at 11.0 points. He is seventh in the league, averaging 7.0 rebounds.
- » Providence was 15-17 overall last season with a 4-14 mark in the BIG EAST, finishing 15th in the league standings.

## THE PROVIDENCE SERIES

- » The UC-Providence series is tied 4-4, with the Bearcats winning the last three meetings, including a 81-66 decision at Fifth Third Arena on Feb. 15, 2012.
- » Providence leads 2-1 in Providence while UC leads 3-2 in Cincinnati. The teams have never met at a neutral site.

## THE LAST MEETING

- » **IN CINCINNATI (Feb. 15, 2012)** - Yancy Gates had 16 points and nine rebounds and the Bearcats built a 24-point lead before holding on for an 81-66 victory over Providence.
- » Sean Kilpatrick had 21 points for UC, which led by as many as 24 in the second half. The Bearcats sweated out a Providence surge that cut it to 66-59 with 4:22 to go.
- » Providence has lost four in a row and eight of its last nine.
- » Vincent Council led the Friars with 29 points, 21 of them in the second half. LaDontae Henton added 24.
- » The Friars held down UC's 3-point shooting, but paid a price. UC found a lot of room to drive through the lane for layups,

scoring 26 points in the paint while pulling ahead 41-25 by halftime. UC shot 53 percent from the field in the half.

- » The Bearcats stretched the lead to 54-30 in the second half before Providence started hitting 3s. Council made a pair of 3s, two free throws and a fast-break layup during a 15-2 run that cut the lead to 56-45 with 11:01 left.
- » Henton had a 3-pointer and a driving layup during a seven-point spurt that got the lead down to 66-59 with 4:25 left. Wright hit a pair of free throws that ended the comeback.
- » A boxscore from this contest is available at the end of this notes packet.

## BEARCATS AWAY FROM HOME

- » UC enters Wednesday's game at Providence having won 13 of its last 16 games away from Fifth Third Arena starting with a 72-68 victory at Villanova in the 2012 BIG EAST regular-season finale on March 3.
- » UC is 20-8 away from Fifth Third Arena since the start of last season. The Bearcats are 8-2 at neutral sites and 12-6 in true road games since the start of 2011-12.
- » The Bearcats are 8-1 away from home this season with five wins in true road games. UC's only lost came at then-No. 3 Syracuse 57-55 on Jan. 21.
- » UC won seven road games overall last season, second only to Syracuse (eight) for most in the BIG EAST.

## RECENT UC GAMES AWAY FROM HOME (12-3)

Date	Opponent	Site	Result
2/2/13	at Seton Hall	Newark, N.J.	W, 65-59
1/21/13	at Syracuse	Syracuse, N.Y.	L, 55-57
1/15/13	at DePaul	Chicago, Ill.	W, 75-70
1/12/13	at Rutgers	Piscataway, N.J.	W, 68-58
12/31/12	at Pittsburgh	Pittsburgh, Pa.	W, 70-61
12/19/12	vs. Xavier	Cincinnati	W, 60-45
12/15/12	at Marshall	Charleston, W.Va.	W, 72-56
11/24/12	vs. Oregon	Las Vegas	W, 77-66
11/23/12	vs. Iowa State	Las Vegas	W, 78-70
3/22/12	vs. Ohio State*	Boston	L, 66-81
3/18/12	vs. Florida State*	Nashville	W, 62-56
3/16/12	vs. Texas*	Nashville	W, 65-59
3/10/12	vs. Louisville#	New York	L, 44-50
3/9/12	vs. Syracuse#	New York	W, 71-68
3/8/12	vs. Georgetown#	New York (2 OT)	W, 72-70
3/3/12	at Villanova	Villanova, Pa.	W, 72-68
* NCAA Championship			
# BIG EAST Championship			

## BEARCATS OFF TO SOLID START IN BIG EAST CONFERENCE PLAY

- » UC enters Wednesday's game having won six of its first nine BIG EAST Conference games in a season for the first time in its eight years in the league (joined for 2005-06 season).
- » The Bearcats were picked to finish fourth in the league behind Louisville, Syracuse and Notre Dame in a preseason poll of conference coaches.
- » Sean Kilpatrick was named a preseason first team all-conference selection.
- » The Bearcats are coming off their best season in the league tying for fourth with a 12-6 mark last season. Through tie breakers, UC received the No. 4 seed in the BIG EAST Championship -- the Bearcats' first double bye in the league tournament. UC then proceeded to outlast Georgetown 72-70 in double overtime in the quarterfinals and upset No. 2 Syracuse 71-68 in the semifinals. UC dropped a 50-44 decision to Louisville in the Bearcats'

first appearance in the BIG EAST Championship title game.

- » Sean Kilpatrick was named second team All-BIG EAST for his play during the 2011-12 regular season. Cashmere Wright and Yancy Gates were named to the BIG EAST Championship all-tournament team.

## RECENT SUCCESS IN THE BIG EAST

- » Since the start of the 2010-11 season Cincinnati ranks third in the league with 70 overall wins, behind only Syracuse (78) and Louisville (72). The Bearcats are tied with Marquette for fourth in the conference with 29 league wins behind only Syracuse (35) and Notre Dame (33).

## MOST OVERALL WINS BY BIG EAST TEAMS (SINCE START OF 2010-11) THRU FEB. 3

Rk	Team	Record	Pct.
1.	Syracuse	78-14	.848
2.	Louisville	72-24	.750
3.	Cincinnati	70-24	.745
4.	Pittsburgh	68-28	.708
5.	Notre Dame	67-23	.744
6.	Connecticut	66-26	.717
7.	Marquette	63-29	.685
8.	Georgetown	60-24	.714

## MOST LEAGUE WINS BY BIG EAST TEAMS (SINCE START OF 2010-11) THRU FEB. 3

Rk	Team	Record	Pct.
1.	Syracuse	35-9	.795
2.	Notre Dame	33-12	.733
T3.	Marquette	29-15	.659
T3.	Cincinnati	29-16	.644
T5.	Louisville	28-17	.622
T5.	Georgetown	28-17	.622
7.	Pittsburgh	26-20	.565
8.	St. John's	24-22	.522
9.	Connecticut	22-22	.500

## NATIONAL RANKING

- » UC entered the week of Feb. 4 ranked No. 17 in both the Associated Press and USA Today polls.
- » UC has been ranked in the AP Top 25 poll in all but one week (Jan. 14) this season. The Bearcats have been ranked in the USA Today poll in every poll since the preseason poll (receiving votes).
- » The Bearcats have been ranked in the USA Today poll for 13 consecutive weeks this season, the longest stretch since being ranked for 17 consecutive weeks to end the 2003-04 season.
- » The highest rankings for the Bearcats came at No. 8 in both polls on Dec. 24. It marked the highest ranking during head coach Mick Cronin's seven years at Cincinnati and the highest since the 10th week of the 2003-04 season when UC was listed seventh by the USA Today poll and eighth by the Associated Press poll.
- » The highest ranking under Cronin prior to this season was at No. 19 in the fifth AP poll of the 2009-10 season and No. 18 in the final USA Today poll taken last season.

## NATIONAL NUMBERS

- » Cincinnati ranks among the nation's top 30 teams in four categories through Feb. 3 statistics: blocks (sixth at 6.7); rebounding margin (12th at +8.3); field-goal percentage defense (11th at .374) and scoring margin (21st at +13.5).
- » Individually, Cheikh Mbodj ranks 23rd in blocks, averaging 2.55 while Sean Kilpatrick ranks 35th in three-pointers per game (2.73) and 36th in scoring at 18.5 points per game.

## THE TERRIFIC TRIO

- » The guard trio of junior Sean Kilpatrick and seniors Cashmere Wright and JaQuon Parker entered the season as arguably one of the best backcourt trios in the BIG EAST Conference and leads the Bearcats attack this season.
- » The trio accounts for 85.7 percent of UC's three-pointers (138 of 161); 59.2 percent of its scoring (941 of 1,590 points); 51.8 percent of its assists (156 of 301) and 50.3 percent of its steals (85 of 169).
- » Kilpatrick ranks among the BIG EAST Conference leaders (through Feb. 3) in scoring (third at 18.5 points) and three-pointers made (second with 2.73).
- » Wright ranks among the league leaders in seven categories (through Feb. 3): three-pointers made (third with 2.38); three-point shooting (tied for 10th at 40.0 percent); steals (eighth at 1.81); assist-to-turnover ratio (10th at 1.78-to-1); free-throw shooting (ninth at 81.0 percent); scoring (16th at 14.2 points) and assists (13th at 3.48).
- » Parker tied with Wright for 10th in the league in three-point shooting at 40.0 percent.

## KILPATRICK CLIMBING LIST OF BIG EAST SCORING LEADERS; TABBED TO WEEKLY HONOR ROLL

- » Sean Kilpatrick, named again to the BIG EAST Conference Weekly Honor Roll on Monday, ranks third in the league in scoring at 18.5 points per game (through Feb. 3).
- » He is tied with Connecticut's Shabazz Napier for second in the league in scoring since the start of conference play, averaging 18.1 points, behind only Bryce Cotton of Providence (20.7 points).
- » Over the last five games Kilpatrick is averaging 23.0 points while shooting 43.6 percent from the field (34 of 78) and 39.3 percent from three-point range (22 of 56). He is also averaging 5.6 rebounds, 2.0 assists and 1.2 steals during the stretch.
- » Kilpatrick has score 20 or more points in eight games this season, including three times in UC's last five games. He also has made five or more three-pointers in three of the last four games.
- » Kilpatrick set the school record for points scored in a BIG EAST game when he tallied a career-high 36 points on 11 of 23 shooting with five three-pointers and 9-of-10 shooting from the foul line against then-No. 25 Marquette (Jan. 19). His game-winning basket with 4.3 seconds left gave the Bearcats a 71-69 overtime win over the Golden Eagles.
- » For his effort against Marquette, Kilpatrick was tabbed the league player of the week for the second time this season. He also earned the distinction on Nov. 26 after his effort against Iowa State. He also has been named to the weekly honor roll four times this season.

## KILPATRICK NAMED TO MIDSEASON

### TOP 25 JOHN R. WOODEN AWARD LIST

- » Sean Kilpatrick was named to the John R. Wooden Award Midseason Top 25 list by the Los Angeles Athletic Club on Jan. 10.
- » Named a preseason first team All-BIG EAST selection by the league's coaches, Kilpatrick has won weekly honors from the conference four times this season, including player of the week accolades on Nov. 26.
- » The midseason list, selected by the Wooden Award National Advisory Board, recognizes those student-athletes who, based on their performances during November, December and early January, are frontrunners for the most prestigious individual honor in college basketball.
- » Kilpatrick is one of five student-athletes selected from the BIG EAST – most of any conference – along with Michael Carter-Williams of Syracuse, Jack Cooley of Notre Dame, Otto Porter of Georgetown and Russ Smith of Louisville. He was also one of six juniors named to the list.
- » The Wooden Award is bestowed upon the nation's best player at institution of higher education who has proven to his university that he is making progress toward graduation and maintains a minimum cumulative 2.0 GPA.
- » The Wooden Award All-American Team, consisting of the nation's top 10 players, will be announced the week of the "Elite Eight" round of the NCAA Tournament. The John R. Wooden Award Player of the Year presented by Wendy's will be announced on ESPN during the Final Four Weekend in Atlanta. The 2013 Wooden Award Gala presented by Wendy's will take place April 11-13 at The Los Angeles Athletic Club. The Gala will honor the Men's and Women's Wooden Award winners, All Americans and the Legends of Coaching Award winner, Kansas Head Coach Bill Self.
- » **KILPATRICK ON NAISMITH WATCH LIST TOO:** Kilpatrick also was the Naismith Early Season Watch List (announced by the Atlanta Tipoff Club on Nov. 13).
- » The 50-player Naismith watch list was compiled by the Atlanta Tipoff Club's Board of Selectors, which based its criteria on player performances from the previous year and expectations for the 2012-2013 college basketball season. The Naismith Men's College Player of the Year presented by AT&T will be awarded on April 7, 2013 in Atlanta.
- » In late February, the Atlanta Tipoff Club's Board of Selectors will compile a mid-season team of the top 30 players in the nation. Then in March, the Naismith Trophy voting academy will narrow the list to the four finalists.

## WRIGHT ENJOYING SOLID SENIOR SEASON

- » One of the more under appreciated point guards nationally, Cashmere Wright continues to make his case as one of the elite in program history.
- » Wright is the only player in school history to tally at least 1,000 career points as well as 425 assists and 175 steals.
- » He currently ranks third in career steals (184), fourth in career assists (449) and 29th in career points (1,181) at Cincinnati.
- » Wright is within reach of the school record for career steals (needs six).
- » Wright is also only 11 games shy of becoming the all-time leader in games played.
- » He has recorded at least one assist in 116 of his 127 career games played. He has had at least one assist in 97 of his last 101 games. He did not hand out an assist against

Syracuse on Jan. 21, snapping a string of 28 games.

- » He has committed three or more turnovers in a game only six times this season.
- » Wright has started 89 of Cincinnati's last 92 games dating back to 2010-11 and has played in 127 of a possible 129 career games. He sat out against Marquette (Jan. 19), snapping a streak of 24 consecutive starts. He did not play against Notre Dame as a redshirt freshman on Jan. 26, 2010, a span of 107 games played.
- » Before missing the Marquette game with a sprained right knee, Wright was averaging 16.8 points, 4.0 assists and 2.0 steals while shooting 50.8 percent from the field (33 of 65) and 40.0 percent from three-point range (14 of 35) over his previous six games.
- » Wright set UC's single-season record for steals last year with 74 (35th nationally) and has 37 steals this season.

## A DEFENSE THAT FRUSTRATES

- » Cincinnati's defense has performed well through 22 games this season, limiting opponents to only 37.4 percent shooting from the field – second in the BIG EAST and 11th in the nation (at 37.4 percent through Feb. 3).
- » The Bearcats have allowed 70 or more points in only three games and have surrendered 60 or more points only nine times this season.
- » UC opponents are scoring 11.63 points below their average this season when playing the Bearcats. In league play, opponents are averaging 12.36 points below their average. Following are results against notable opponents:

Opponent	Scoring Avg Prior	Pts vs. UC	Difference
vs. Iowa State*	88.5	70	(-18.5)
vs. Oregon*	77.4	66	(-11.4)
vs. Alabama	71.0	56	(-15.0)
at Marshall	75.4	56	(-19.4)
vs. Xavier*	71.0	45	(-26.0)
vs. New Mexico	71.5	55	(-16.5)
at Pittsburgh	74.3	61	(-13.3)
vs. St. John's	71.3	53	(-18.3)
vs. Notre Dame	79.5	66	(-13.5)
at Rutgers	71.1	58	(-13.1)
at DePaul	75.2	70	(-5.2)
Marquette	69.9	69	(-0.9)
at Syracuse	78.5	57	(-21.5)
Rutgers	68.6	54	(-14.6)
at Seton Hall	68.8	59	(-9.8)

### \*Neutral site game

- » The Bearcats have held opponents below 40 percent shooting from the field 15 times this season. UC also has held foes below 30 percent shooting from three-point range 12 times.
- » For the first time since joining the BIG EAST prior to the start of the 2005-06 season, UC held a league foe without a three-pointer when Pittsburgh went 0 of 10 from beyond the arc on Dec. 31.
- » UC allowed a season-low zero fast break points at Rutgers on Jan. 12.

## RETURN TO SENDER

- » The Bearcats rank among the best shot-blocking teams in the BIG EAST and the country entering the week. UC ranks third in the BIG EAST (6.73 through Feb. 3) and sixth in the nation (6.8 through Feb. 3) in blocks per game.
- » The Bearcats have 148 blocks in 22 games and are on pace for 209 blocks by the end of the regular season.
- » UC has blocked eight or more shots in 11 games this



season, a feat that was accomplished seven times all of last season when the Bearcats recorded 170 blocks - a single-season high for the Cronin era.

- » The Bearcats are 10-0 this season when recording eight or more blocks in a game.
- » UC posted 12 blocks in back-to-back games (at DePaul and at home against Marquette). The last time UC had double-digit block numbers in consecutive games came in 2004: 13 vs. Miami (Ohio) on Dec. 27 and 10 vs. Longwood on Dec. 30.
- » Cheikh Mbodj is second in the league (2.55 through Feb. 3) and 23rd in the nation (2.55 through Feb. 3), in blocks. Mbodj has 56 blocks on the season after posting 19 blocks in 28 games last season. Justin Jackson (sixth at 1.43 bpg) and David Nyarsuk (11th at 1.18 bpg) and also rank among the league leaders.
- » Cheikh Mbodj had a career-high and Allstate Arena record seven blocks at DePaul on Jan. 15.
- » Justin Jackson recorded a season-high seven blocks against Rutgers (Jan. 30). The effort matched Cheikh Mbodj's seven blocks against DePaul (Jan. 15) for the most by a Bearcat this season.
- » A UC player has registered three or more blocks in a game 19 times this season and four or more blocks in a game 13 times in 2012-13.

#### BEST SHOT-BLOCKING TEAMS IN UC HISTORY

Rk	Year	Blocks	Avg.	Record (Finish)
1.	2004-05	226	6.85	25-8 (NCAA 2nd Rd.)
2.	1999-2000	223	6.76	29-4 (NCAA 2nd Rd.)
3.	2005-06	193	5.68	21-13 (NIT 3rd Rd.)
4.	2011-12	170	4.59	26-11 (NCAA Sweet 16)
5.	2003-04	168	5.25	25-7 (NCAA 2nd Rd.)
6.	2001-02	154	4.40	31-4 (NCAA 2nd Rd.)
--	2012-13	148	6.73	???

#### UC TIP-INS

- » A win Wednesday at Providence would give UC its best record after 23 games (19-4) since the 2001-02 Bearcats started the season at 21-2 en route to winning the Conference USA regular-season and tournament titles; advancing to the second round of the NCAA Tournament and finishing 31-4.
- » UC head coach Mick Cronin earned his 200th career coaching victory when the Bearcats claimed a 65-59 win at Seton Hall on Feb. 2. Cronin posted a 69-24 three-year record at Murray State and has registered a 131-92 mark in seven seasons at Cincinnati.
- » Cincinnati has made more free throws (152) than its opponents have attempted (141) since the start of league play. The Bearcats are 152 of 215 (70.7 percent) from the foul line while their foes are 98 of 141 (69.5 percent) from the charity stripe in nine league games.
- » The Bearcats rank 12th in the nation in rebounding margin at +8.3 in statistics through Feb. 3. UC has out-rebounded 18 of its 22 opponents this season. The Bearcats had an equal number of rebounds against Marquette (41) on Jan. 19. UC is tied with Pittsburgh for first in the BIG EAST in rebounding margin (+8.3 through Feb. 3).
- » Cheikh Mbodj is averaging 8.7 points, 6.0 rebounds and 2.7 blocks over the last three games. He is shooting 62.5 percent (10 of 16) from the field and 75.0 percent (6 of 8) from the free-throw line during the stretch.
- » Titus Rubles has performed well in his first season at UC. The junior transfer forward has played in every game this season with four starts. He leads the team in rebounding

(6.0 rpg), is second in assists (2.27 apg) and ranks fourth in scoring (6.6 points). He has led UC in rebounding in eight games this season. He recorded his first double-double as a Bearcat against Marquette (Jan. 19) with 12 points and 10 rebounds, making a season-high 10 of 12 free throws.

- » The UC men's basketball team will continue to wear special edition "Black Out" adidas uniforms on occasion this season. Designed and developed by adidas, the new Cincinnati uniforms feature solid color blocking of team logos, word marks and numbers with minimal accent color and shimmer finish for a bold on-court look. The monochromatic uniforms are a nod to team unity and pride for the Bearcats' team colors. The uniform design is similar in spirit to those worn by select NBA teams on Christmas Day.
- » Fifth Third Arena attendance is up 20.4 percent from last season after 13 home games. UC is averaging 8,285 fans this season compared with 6,882 fans a year ago.
- » UC was one of the last five Division I teams in the nation to start the season undefeated (along with Arizona, Duke, Michigan and Wyoming). The Bearcats won their first 12 games of the season for the eighth time in school history. The 2010-11 squad started the year 15-0 en route to a 26-11 mark and NCAA tournament berth, head coach Mick Cronin's first at UC.
- » The Bearcats have won 11 games by at least 10 points, including eight contests by 15 or more points. UC was ranked 19th in the nation in scoring margin at 13.8 points (through Jan. 31).
- » Kilpatrick set the school record making 16 free throws without a miss in the Iowa State game on Nov. 23. The previous mark for most free throws in a game without a miss was 14 by Oscar Robertson vs. Xavier during the 1957-58 season and 14 by Bobby Brannen vs. Southern Mississippi during the 1997-98 campaign.
- » Cincinnati set the school record with 23 steals in its 87-53 win over Arkansas-Little Rock on Dec. 6.
- » UC's 93-39 win over North Carolina A&T on Nov. 18 marked the Bearcats' largest margin of victory (54 points) since the 1995 season (63 points Dec. 19, 1994 vs. Cal-State Northridge).

#### SETON HALL RECAP

- » NEWARK, N.J. (AP) - Sean Kilpatrick scored 21 points and Cashmere Wright added 17 as No. 24 Cincinnati won for the fifth time in six games, holding off Seton Hall 65-59 on Saturday.
- » Cincinnati (18-4, 6-3 Big East) built a 48-28 lead five minutes into the second half only to allow the Pirates (13-9, 2-7) to get within four points twice. The Bearcats, who entered the game 14th in the 15-team conference in free throw shooting at 64.9 percent, finished 21 of 27 (77.8 percent) from the line, including making eight of their last nine in the game.
- » Fuquan Edwin and Brandon Mobley both had 16 points for Seton Hall, which has lost three straight and seven of eight.
- » Wright made all seven of his free throws and JaQuon Parker was 6 of 8 to lead the Bearcats. The Bearcats scored the first 15 points of the second half - a run that had Seton Hall coach Kevin Willard call two timeouts in the opening 2:30. Kilpatrick's second 3 of the run - after he started 2 for 7 from beyond the arc - made it 48-28 with 15:02 left in the half.
- » Cincinnati had closed the first half on a 14-5 run and

Wright had eight points, a 3-pointer, a traditional three-point play and two free throws.

- » Seton Hall took advantage of an offensive dry spell by the Bearcats to get as close as four points twice.
- » Edwin made four straight free throws to cap a 17-2 run that made it 52-48 with 6:46 to play. Cincinnati had one field goal over a span of 13:28 - including missing 12 straight shots. The Pirates got to 56-52 with 3:12 to go on a 3-pointer by Mobley.
- » A Kilpatrick 3 and a pair of free throws from Parker and Wright highlighted a 7-0 run for UC to help seal the victory.
- » The win was the 200th for Cincinnati coach Mick Cronin. He has a 200-116 record in 10 seasons as a head coach, 131-92 in seven seasons with the Bearcats.

#### BEARCATS VS. RANKED OPPONENTS

- » Cincinnati is 2-2 against ranked opponents this season, claiming a 71-69 overtime home win over No. 25 Marquette on Jan. 19; winning 70-61 at then-No. 24 Pittsburgh on Dec. 31 and losing at home to No. 17 Notre Dame 66-60 on Jan. 7 and at No. 3 Syracuse 57-55 on Jan. 21.
- » The Bearcats have won 10 of their last 15 games against ranked opponents dating back to a 66-63 win at then-No. 22 Pittsburgh on Jan. 1, 2012.
- » UC finished last season with a school-record eight wins over ranked foes. The Bearcats earned road wins over No. 22 Pitt (66-63 on Jan. 1), No. 11 Georgetown (68-64 on Jan. 9) and No. 13 Connecticut (70-67 on Jan. 18); posted home wins over No. 17 Louisville (60-56 on Feb. 23) and No. 8 Marquette (71-62 on Feb. 29); and recorded postseason neutral site victories against No. 13 Georgetown (72-70 in 2OT in BIG EAST Championship quarterfinals on March 8), No. 2 Syracuse (71-68 in BIG EAST Championship semifinals on March 9) and No. 10 Florida State (62-56 in NCAA Championship third round on March 18).
- » Overall, the Bearcats were 8-4 against ranked foes last season with nine contests coming at either neutral sites or on the road.

#### UC VS. RECENT AP RANKED OPPONENTS (10-5)

Date	Opponent	Result
1/21/13	at No. 3 Syracuse	L, 57-55
1/19/13	vs. No. 25 Marquette	(1 OT) W, 71-60
1/7/13	vs. No. 17 Notre Dame	L, 66-60
12/31/12	at No. 24 Pittsburgh	W, 70-61
3/22/12	vs. No. 7 Ohio State*	L, 66-81
3/18/12	vs. No. 10 Florida State*	W, 62-56
3/9/12	vs. No. 2 Syracuse#	W, 71-68
3/8/12	vs. No. 13 Georgetown#	(2 OT) W, 72-70
2/29/12	vs. No. 8 Marquette	W, 71-62
2/23/12	vs. No. 17 Louisville	W, 60-56
2/11/12	at No. 18 Marquette	L, 78-95
1/23/12	vs. No. 3 Syracuse	L, 53-60
1/18/12	at No. 13 Connecticut	W, 70-67
1/9/12	at No. 11 Georgetown	W, 68-64
1/1/12	at No. 22 Pittsburgh	W, 66-63

\* - NCAA Championship

# - BIG EAST Championship

## UC PRESIDENT ONO HAS HEAD SHAVED TO RECOGNIZE BEARCATS' 10-GAME WIN STREAK & DRAGONFLY FOUNDATION

- » UC President Santa J. Ono kept his promise and had his head shaved following the UC-Notre Dame game on Monday. President Ono made a commitment that if the basketball team won 10 consecutive games, he would shave his head to support the Bearcats along with the charitable organization, The Dragonfly Foundation.
- » The Dragonfly Foundation was established in 2010 and is an organization seeking to provide kids and young adults who are being treated for cancer and blood diseases distractions that will help ease the pain and fear of being sick. As part of this effort, The Dragonfly Foundation plans events and actively solicits celebrities to connect them with patients both in and out of the hospital.
- » Baseball Hall of Fame radio announcer Marty Brennaman made a similar bet with the Cincinnati Reds this past season and had his head shaved on Aug. 3. That event also helped bring attention to The Dragonfly Foundation. He served as master of ceremonies for Ono's head-shaving event on Monday.

## MILESTONE DAY FOR DUO

- » Cashmere Wright and Sean Kilpatrick each reached the 1,000-point plateau against Alabama on Dec. 1. Wright needed two points and made a layup less than three minutes into the game to reach the club. Kilpatrick needed seven points and topped 1,000 career points after making a pair of free throws with 3:53 left in the first half.
- » Respectively, Wright and Kilpatrick became the 48th and 49th members of the UC 1,000-point club.
- » Of the 11 seasons when multiple UC players have scored their 1,000th point in the same season only once has it occurred in the same game.
- » Danny Fortson and Darnell Burton joined the 1,000-point club together at home against Memphis on Feb. 29, 1996. Fortson entered the game with 999 points and scored 25 points, while Burton entered the contest with 988 points and netted 16. Teammate Damon Flint also scored his 1,000th point earlier in the 1996 season at Southern Miss on Jan. 11.
- » The feat also nearly happened in 1950 with Dick Dallmer and Ralph Richter. Dallmer scored 10 points against Butler on Feb. 14 to reach the milestone one game before Richter scored 14 points against Long Island on Feb. 23.

## FIFTH THIRD ADVANTAGE

- » UC is 318-70 (.820) in games at Fifth Third Arena since the building opened in 1989-90 (currently in its 24th season).
- » The Bearcats had won 13 consecutive home games until dropping a 55-54 decision to New Mexico on Dec. 27.
- » Under Mick Cronin, UC is 81-34 (.704) in Fifth Third Arena.
- » The Bearcats concluded the 2011-12 season with a 14-4 home record, second only to the 2010-11 home record of 15-4 for most home wins during the Cronin era.
- » UC was 7-2 at home against BIG EAST foes last season, including a 2-1 mark against ranked opponents.

## BEARCATS VS. NONCONFERENCE FOES

- » UC has won 39 of its last 43 nonconference regular-season home games with losses coming against New Mexico (12/27/12), Marshall (73-69 [OT] on 11/25/11), Presbyterian (56-54 on 11/19/11) and Xavier (76-66 on 12/13/08).

- » UC had won 20 consecutive home nonconference regular-season games before dropping a 56-54 decision to Presbyterian (11/19/11).
- » Since Mick Cronin took over the Bearcats program in 006-07, Cincinnati is 66-22 (.750) against regular-season nonconference foes, including a 52-9 (.852) home record.

## - SEASON NOTES - BIG EAST COACHES PICK BEARCATS TO FINISH FOURTH IN THE LEAGUE

- » The Bearcats were picked fourth in the BIG EAST Conference preseason coaches' poll announced Oct. 17 at the league's media day. It marked the highest ranking for the Bearcats in the poll since joining the conference prior to the 2005-06 season.
- » Louisville was the unanimous choice to win the league's regular-season crown, followed by Syracuse and Notre Dame.
- » The complete predictions follow:

### 2012-13 PRESEASON BIG EAST COACHES' POLL

1. Louisville (14)	196
2. Syracuse	175
3. Notre Dame (1)	166
<b>4. Cincinnati</b>	<b>152</b>
5. Georgetown	136
6. Pittsburgh	132
7. Marquette	121
8. USF	96
9. Connecticut	83
10. St. John's	73
11. Rutgers	63
12. Villanova	61
13. DePaul	48
14. Seton Hall	42
15. Providence	31

*First-place votes in parentheses*

## KILPATRICK NAMED A FIRST TEAM ALL-BIG EAST SELECTION

- » Junior guard Sean Kilpatrick was named a first team All-BIG EAST Conference selection by the league's coaches on media day on Oct. 17.

### 2012-13 PRESEASON BIG EAST PLAYER AWARDS

**Preseason Player of the Year:** Peyton Siva, Louisville

**Preseason Rookie of the Year:** Steven Adams, Pittsburgh

**Preseason All-BIG EAST First Team:**

**Sean Kilpatrick, Cincinnati, G**

Otto Porter, Georgetown, F

Gorgui Dieng, Louisville, C

Jack Cooley, Notre Dame, F

Vincent Council, Providence, G

**Preseason All-BIG EAST Second Team:**

Shabazz Napier, Connecticut, G

Cleveland Melvin, DePaul, F

D'Angelo Harrison, St. John's, G

Anthony Collins, USF, G

Brandon Triche, Syracuse, G

**Preseason BIG EAST Honorable Mention:**

Chane Behanan, Louisville, F

Jerian Grant, Notre Dame, G

Tray Woodall, Pittsburgh, G

C.J. Fair, Syracuse, F

## SCULPTED BEARCATS

- » The Bearcats rededicated themselves during off-season workouts and, under the direction of new strength and conditioning coach Mike Rehfeldt, several players made noticeable changes.
- » Senior center Cheikh Mbodj, who battled an ankle injury last season that limited his mobility, lost more than 30 pounds during the offseason while doubling his bench press numbers and lowering his body fat to less than 10 percent. The increased strength and lighter load helped Mbodj increase his no-step vertical leap by five inches (the biggest increase of any UC player).
- » Sophomore forward Jermaine Sanders lost 11 pounds this past summer which helped increase his no-step vertical leap by 3.5 inches.
- » Junior transfer forward Titus Rubles redefined his body composition since joining the team earlier in the summer, dropping three percent of his body fat (the biggest change on the team) and increasing his no-step vertical leap by 3.5 inches.
- » Junior guard Sean Kilpatrick, already the strongest player on the team, improved his nutrition, lost two percent body fat and upped his no-step vertical by two inches.
- » Redshirt freshman forward Shaquille Thomas added 15 pounds to his frame during the offseason, doubled his bench-press reps and increased his no-step vertical leap by four inches.

## HONORING JACK TWYMAN

- » UC men's basketball jerseys will include a No. 27 remembrance patch this season for former Bearcats legend, six-time NBA all-star and Naismith Memorial Basketball Hall of Fame inductee Jack Twyman who passed away in late May.
- » UC's second All-American, Twyman led the Bearcats in scoring his sophomore through senior seasons (1952-55), finishing his career as the school's all-time leading scorer (1,598) and rebounder (1,242). He was named an All-American in 1955 after averaging 24.6 points and 16.5 rebounds. His career scoring total currently ranks ninth while his rebounding numbers rank second at UC. Twyman is one of three former Bearcats to have their jersey number retired. His jersey No. 27 hangs at Fifth Third Arena.
- » The Pittsburgh, Pa., native was selected by the Rochester Royals with the eighth pick in the 1955 NBA Draft. The organization moved to Cincinnati two years later. Twyman was named an NBA all-star in six of his 11 seasons, including 1960 when he led the league in scoring, averaging 31.2 points. He was named Second Team All-NBA in 1960 and 1962.
- » Twyman was inducted into the Naismith Memorial Basketball Hall of Fame in 1983.
- » Twyman was also known for his compassion for others. He became the legal guardian of Maurice Stokes to help with medical expenses after his Royals teammate was paralyzed due to the aftereffect of a head injury sustained during a game in 1958. Twyman organized an NBA memorial basketball game to raise money for Stokes and other needy former players.

## FOUR SIGNEES INK WITH THE BEARCATS

- » Four prospects signed National Letters of Intent to attend the University of Cincinnati and play basketball for the Bearcats in November: Troy Caupain (pronounced Co-PAIN), Kevin Johnson, Deshaun Morman and Jamaree Strickland.
- » Caupain, a 6-3, 180-pound guard from Midlothian, Va., averaged 26 points, 12.9 rebounds and eight assists during his junior season at Cosby High School. Originally from New York, Caupain was named a Top 50 shooting guard by 247Sports and a three-star prospect by Scout.com. He earned second team all-state, first team all-metro, first team all-central region and Dominion District player of the year honors last season. Caupain also was named the most valuable player of the Big Shots AAU Tournament earlier this summer.
- » Johnson, a 6-2, 175-pound guard from Cincinnati, averaged 14.1 points, 6.6 rebounds, 2.8 assists and 2.3 steals last season at Summit Country Day School. Johnson helped his team to a 26-1 overall record and the school's first Division III state crown last season. For his efforts during the state tournament, Johnson received most outstanding player recognition. Johnson also was named a Division III Associated Press honorable mention all-state selection and Cincinnati Enquirer Divisions II-IV all-area honoree. He was named a Top 150 prospect and a Top 30 shooting guard according to Rivals.com.
- » Strickland is a 6-10, 230-pound center from Oakland, Calif. Currently attending Queen City Prep Academy in Charlotte, N.C., Strickland graduated from McClymonds High School in Oakland, Calif., where he battled a knee injury that caused him to miss all of his junior season and portions of his senior campaign.
- » Morman helped lead Coolidge High School in Washington, D.C. to the 2012 D.C. City Championship title while averaging 16.8 points, 7.3 rebounds and 5.6 assists during the season. A first team All-Metro selection by the Washington Post, Morman earned honorable mention All-America accolades and was listed a Top 150 prospect by Rivals.com. He also was named among the five best players in the D.C. area according to DMV Elite Report and tabbed a Mid-Atlantic first team honoree by the Mid-Atlantic Report.
- » Morman averaged 18.1 points, 6.3 rebounds and 3.6 assists for the Virginia Assault AAU this summer earning most valuable player accolades at the Big Shots tournament in Richmond, Va. He also was selected to the all-tournament teams at the Hoop Group Jam Fest in Pittsburgh, Pa. and the Hoop Group Southern Invitational in Hampton, Va.

## CRONIN JOINS AREA COACHES TO HELP FIGHT CANCER

- » For the second consecutive season UC head coach Mick Cronin joined area coaches at the Southwest Ohio Coaches vs. Cancer Breakfast at the Hyatt Regency Cincinnati on Oct. 30.
- » The annual event brought Cronin together with other area NCAA Division I coaches, including John Cooper (Miami University), Billy Donlon (Wright State University), Chris Mack (Xavier University), and Archie Miller (University of Dayton) to unite for one reason – to fight back against cancer.
- » Coaches vs. Cancer is a nationwide collaboration between the American Cancer Society and the National Association of Basketball Coaches that empowers athletic coaches, their teams, and communities to join the fight against cancer.

## IMG/CINCINNATI RADIO NETWORK

- » Cincinnati men's basketball can be heard in 38 states and a third of Canada thanks to a 15-year partnership with ClearChannel and its signature station 700 WLW, which is based in Cincinnati.
- » 700 WLW provides in-depth coverage, live play-by-play and postgame reaction from head coach Mick Cronin. The broadcasts also include a 30-minute pregame show.
- » **Dan Hoard** provides play-by-play alongside color analyst **Chuck Machock**. **Mo Egger** serves as host/engineer.

## THE MICK CRONIN RADIO SHOW

- » The Mick Cronin Radio Show will air weekly on 700 WLW providing in-depth analysis of Bearcats basketball.
- » Coach Cronin is joined weekly by the Voice of the Bearcats, Dan Hoard, along with color analyst Chuck Machock.
- » The show takes place at the original Montgomery Inn on Montgomery Road except during the month of December when it will originate from the 700 WLW studios.

## MICK CRONIN RADIO SHOW SCHEDULE

Day	Date	Time	Station	Site
Monday	2/11	8 p.m.	WLW	Montgomery Inn
Monday	2/18	8 p.m.	WLW	Montgomery Inn
Monday	2/25	8 p.m.	WLW	Montgomery Inn
Thursday	3/7	8 p.m.	WLW	Montgomery Inn
Monday	3/18	8 p.m.	WLW	Montgomery Inn
Monday	3/25^	8 p.m.	WLW	Montgomery Inn
Monday	4/1^	8 p.m.	WLW*	Montgomery Inn
Monday	4/9^	8 p.m.	WLW	Montgomery Inn

^If necessary;

\*Could move to WCKY because of Cincinnati Reds game.

## BEARCATS SPORTS WEEKLY WITH MICK CRONIN

- » Bearcats Sports Weekly with Mick Cronin, a weekly magazine-formatted show on the UC basketball program, airs on FOX Sports Ohio, starting Dec. 13 at 6 p.m. ET. Tom Gelehrter serves as host.

## BEARCATS SPORTS WEEKLY SCHEDULE

Day	Date	Time	Note
Thursday	2/7	6 p.m.	check local listing for replay
Thursday	2/14	6 p.m.	check local listing for replay
Thursday	2/21	6 p.m.	check local listing for replay
Thursday	2/28	6 p.m.	check local listing for replay
Thursday	3/7	6 p.m.	check local listing for replay

## - 2011-12 SEASON REVIEW - BEARCATS MADE APPEARANCES IN BIG EAST CHAMPIONSHIP TITLE GAME AND NCAA SWEET 16 LAST SEASON

- » Runs in the BIG EAST Championship and NCAA Tournament along with a school-record eight wins against ranked opponents and a No. 18 ranking in the final USA Today-ESPN Coaches poll highlighted a standout 2011-12 season for the Cincinnati Bearcats.
- » Cincinnati (26-11, 12-6 BIG EAST) recovered from a 5-3 start to win 21 of its last 29 games -- including nine of its last 12 contests -- en route to setting the school record for most BIG EAST Conference wins (12) and best finish in the BIG EAST standings (tied for fourth).

## 2011-12 SEASON HIGHLIGHTS

- » Reached the NCAA Championship regional semifinals for the first time since 2001.
- » Qualified for the NCAA Championship in back-to-back seasons for the first time since 2004 and 2005.
- » Won 25 or more games in back-to-back seasons for the first time since 2004 and 2005.
- » Advanced to the BIG EAST Championship title game for the first time since joining the league.
- » Finished the season ranked No. 18 in the USA Today-ESPN Coaches poll. It marked the Bearcats' highest ranking in the poll since 2005 (No. 17 in week 11) and their highest at season's end since 2004 (No. 18 in week 18).
- » Won a school-record 12 BIG EAST Conference games.
- » Recorded its best finish in the BIG EAST Conference standings, tying Georgetown and USF for fourth place.
- » Received the school's first double-bye in the BIG EAST Championship.
- » Defeated a school-record eight ranked teams, including No. 2 Syracuse.
- » Won seven road games during the season, second-most in the BIG EAST behind only Syracuse.
- » Sean Kilpatrick was named second team All-BIG EAST Conference by the league's coaches. He became the first UC player to earn first or second team accolades since Deonta Vaughn was a first-team selection in 2007-08.
- » Sean Kilpatrick led the BIG EAST, averaging 2.49 three-pointers per game.
- » Yancy Gates finished his career 14th on UC's all-time scoring list with 1,485 points and ninth on the school's all-time rebounding list with 916 boards.
- » Gates became only the sixth player in UC history to compile more than 1,400 points and 900 rebounds in his career.
- » Gates became the first player in school history to lead his team in rebounding for four consecutive seasons.
- » Dion Dixon became the school's all-time leader in games played with 137. He finished 22nd on the school's all-time scoring list with 1,281 points.
- » Cashmere Wright set the school record for steals in a season with 74. He ranked fourth in the BIG EAST and 35th nationally with 2.0 steals per game.
- » UC ranked among the nation's Top 40 teams for fewest fouls per game (16th at 15.4), turnovers per game (18th at 10.9), turnover margin (23rd at +3.1), assist-to-turnover ratio (36th at 1.19-to-1) and scoring defense (40th at 61.5).
- » UC led the BIG EAST in three-pointers made (260) and attempted (763).

-GoBEARCATS.com-

## - CHARTING THE BEARCATS -

## CAREER SCORING

Rk	Name (Years)	Points
1.	Oscar Robertson (1958-60)	2,973
2.	Steve Logan (1999-2002)	1,985
3.	Deonta Vaughn (2007-10)	1,885
4.	Danny Fortson (1995-97)	1,881
5.	Roger McClendon (1997-97)	1,789
6.	Pat Cummings (1975-79)	1,762
7.	Ron Bonham (1962-64)	1,666
8.	Louis Banks (1988-91)	1,644
9.	Jack Twyman (1952-55)	1,598
10.	Lloyd Batts (1972-74)	1,585
11.	Darnell Burton (1994-97)	1,584
12.	Jason Maxiell (2002-05)	1,566
13.	Robert Miller (1975-78)	1,498
14.	Yancy Gates (2009-12)	1,485
15.	Dwight Jones (1980-83)	1,451
16.	Paul Hogue (1960-62)	1,391
17.	Bobby Austin (1979-82)	1,385
18.	Derrek Dickey (1971-73)	1,328
19.	Levertis Robinson (1988-91)	1,320
20.	Leonard Stokes (2000-03)	1,318
21.	Damon Flint (1994-97)	1,316
22.	Dion Dixon (2009-12)	1,281
23.	Kenyon Martin (1997-2000)	1,279
24.	<b>Sean Kilpatrick (2011-present)</b>	<b>1,275</b>
25.	Jim Ard (1968-70)	1,256
26.	Steve Collier (1975-78)	1,252
27.	Eric Hicks (2003-06)	1,231
28.	LaZelle Durden (1993-95)	1,219
29.	<b>Cashmere Wright (2010-present)</b>	<b>1,198</b>
30.	Rick Roberson (1967-69)	1,196

## CAREER ASSISTS

Rk	Name (Years)	Assists
1.	Deonta Vaughn (2006-10)	511
2.	Eddie Lee (1976-80)	500
3.	Steve Logan (1998-2002)	456
4.	<b>Cashmere Wright (2010-Pres.)</b>	<b>449</b>
5.	Oscar Robertson (1957-60)	425

## CAREER STEALS

Rk	Name (Years)	Steals
1.	David Kennedy (1977-81)	189
T2.	Darnell Burton (1993-97)	184
T2.	<b>Cashmere Wright (2010-Pres.)</b>	<b>184</b>
4.	Deonta Vaughn (2006-10)	172
5.	Eddie Lee (1977-80)	163

## CAREER GAMES PLAYED

Rk	Name (Years)	Games
1.	Dion Dixon (2009-12)	137
2.	Steve Logan (1999-2002)	135
T3.	Larry Davis (2008-11)	132
T3.	Yancy Gates (2009-12)	132
5.	Keith Gregor (1993-96)	131
6.	Darnell Burton (1994-97)	130
T7.	Bobby Brannen (1995-98)	129
T7.	Leonard Stokes (2000-03)	129
T7.	Jason Maxiell (2002-05)	129
T7.	Deonta Vaughn (2007-10)	129
--	<b>Cashmere Wright (2010-Present)</b>	<b>127</b>

## CAREER GAMES STARTED

Rk	Name (Years)	Starts
1.	Deonta Vaughn (2007-10)	123
2.	Dwight Jones (1980-1983)	112
3.	Roger McClendon (1985-88)	108
4.	Steve Logan (1999-2002)	106
--	<b>Cashmere Wright (2010-Present)</b>	<b>102</b>

## CAREER COACHING WINS

Rk	Coach	Years	Seasons	Record
1.	Bob Huggins	15	1990-2005	399-127
2.	George Smith	8	1953-1960	154-56
3.	<b>Mick Cronin</b>	<b>7</b>	<b>2007-Present</b>	<b>130-92</b>
4.	Gale Catlett	6	1973-1978	126-44
5.	Tay Baker	7	1966-1972	125-60
6.	Ed Jucker	5	1961-1965	113-28

## SINGLE-SEASON BLOCKS

Rk	Name (Year)	Blocks
1.	Eric Hicks (2005-06)	113
2.	Kenyon Martin (1999-2000)	107
3.	Jason Maxiell (2004-05)	91
4.	Kenyon Martin (1997-98)	83
5.	Kenyon Martin (1998-99)	78
--	<b>Cheikh Mbodj (2012-13)</b>	<b>56</b>





### THE MICK CRONIN FILE

**Hometown:** Cincinnati, Ohio  
**Alma Mater:** University of Cincinnati '97  
**Family:** daughter, Samantha (6)

### Coaching Experience:

**1998-2001 - Assistant Coach**  
 Cincinnati  
**2002-2003 - Associate Head Coach**  
 Louisville  
**2004-2006 - Head Coach**  
 Murray State  
**2007-Pres. - Head Coach**  
 Cincinnati

### CINCINNATI HEAD COACH MICK CRONIN

Positive momentum continues to build for the University of Cincinnati men's basketball program and Mick Cronin, who in his seventh year as head coach has restored the Bearcats' winning tradition and brought pride back to his hometown and alma mater.

Though the process was anything but easy - with the Bearcats' roster including only one returning letterman when he arrived at UC in March 2006 - Cronin's steadfast determination spearheaded what could be considered one of the nation's top rebuilding efforts during the past six seasons.

No program from a major conference other than Cincinnati improved its win total every season from 2007 to 2011. The Bearcats built off an 11-win season in 2007; earned 13 victories in 2008; added 18 wins in 2009; compiled 19 victories in 2010 en route to the postseason NIT; and posted 26 wins and returned to the NCAA tournament for the first time five years in 2011.

Last season, Cincinnati matched its win total from 2011 with 26 victories but made a bigger splash nationally in the postseason. The Bearcats topped BIG EAST stalwarts Georgetown and Syracuse to reach the league's tournament championship game for the first time in school history. UC followed that achievement with a pair of victories over Texas and Florida State to advance the Sweet 16 of the NCAA tournament for first time since 2001. Along the way the Bearcats defeated eight ranked teams, posted 12 BIG EAST victories and tied for fourth in the conference standings - all school records.

Cronin enters the 2012-13 campaign ranked among the top coaches in the BIG EAST Conference for most victories - both overall wins (third-52) and league wins (tied for third-23) - during the past two seasons.

### TRACK RECORD OF SUCCESS

Success seems to follow Cronin, who came to UC after serving three years as head coach at Murray State. As mentor of the Racers, Cronin compiled a 69-24 overall record while earning a pair of NCAA tournament berths.

In his debut season as head coach, Cronin directed Murray State to a school-best 28-6 record, the Ohio Valley Conference tournament championship, and an NCAA tournament appearance. His 28 wins are the sixth most in NCAA history for a first-year head coach. He earned OVC Coach of the Year honors two seasons later, guiding Murray State to another OVC title, league tournament crown and NCAA tournament appearance with a 24-6 overall record and 17-3 conference mark in 2005-06.

Prior to earning a head coaching position, Cronin built a sterling reputation for his ability to evaluate and recruit top talent. In his stint at UC as an assistant coach for Bob Huggins from 1997-2001, Cronin made an immediate impact by recruiting several top players, including NBA Draft selections Steve Logan (Golden State); DerMarr Johnson (Atlanta); Pete Mickeal (Dallas); Kenny Satterfield (Dallas); and Jason Maxiell (Detroit). Those players helped build a recruiting base that included two top 5- and a top 10-rated class over Cronin's final three seasons. His work paid dividends for UC as it compiled a 108-26 record, five Conference-USA regular-season titles, and a pair of tournament crowns.

Following the 2000-01 season, Cronin became the associate head coach and recruiting coordinator at Louisville, under Rick Pitino. In his first year, Cronin helped attract a top-10 ranked recruiting class, including Francisco Garcia, who went on to earn 2003 C-USA Freshman of the Year and was eventually drafted by Sacramento. National sports publications took notice in 2002-03, ranking Cronin as the top assistant coach in the nation (*Athlon*) and the top assistant in C-USA (*Lindy's*). That same year, *Sporting News* named him the top recruiting assistant in the nation and the top assistant in C-USA.

### COMMUNITY INVOLVEMENT

Cronin's passion for success on the court also carries over to the Cincinnati community where he is committed to making a difference. He currently serves as a board member of the American Cancer Society's Coaches vs. Cancer of Southwest Ohio chapter. Among the fundraising events for the organization is the annual Tip-Off Breakfast where Cronin and other area Division I coaches discuss their upcoming season while raising money for the American Cancer Society (ACS). In June, Cronin received a \$5,000 check that he presented to the ACS as his charity of choice for participating in the "Infiniti Coaches' Charity Challenge" during the 2011-12 season.

Other recent community events that Cronin has been involved with include an effort to couple with Xavier head coach Chris Mack in August 2012 as special guests of the Catholic Inner-City Schools Education (CISE) Fund. The fund provides children from low income urban settings the opportunity to attend Catholic schools. The two coaches met with the organization's Young Executive Group, a collection of young business professionals who contact Cincinnati area corporations, foundations and individuals asking for support of CISE.

Cronin also served as the honorary host of the Soul of the City Soiree and Fireworks celebration in September 2012. The event helps support programs and services offered by Our Daily Bread, a ministry of hospitality located in the Over-the-Rhine area of Cincinnati that is dedicated to serving the needs of the neighborhood residents.

### PATH TO COACHING

Cronin has long held great pride in the Queen City, the University of Cincinnati and the sport of basketball. As a child growing up on the west side of town, he used to follow his father, Harold "Hep" Cronin -- a highly successful local high school coach -- around the gyms of Cincinnati. A product of LaSalle High School, Cronin had his playing career end sooner than expected due to a knee injury in high school.

That didn't stop his desire to find his place in basketball. While completing his undergraduate degree at UC, Cronin served as assistant varsity coach and head junior varsity coach at Woodward High School. He compiled a 57-3 record as a junior varsity mentor and helped the varsity squads claim three city championships. He helped develop six players who went on to play Division I college basketball, including former Bearcat Damon Flint, who ranks among the top 20 scorers in program history.

Cronin made the jump from high school to college coaching during the 1996-97 season joining Huggins as video coordinator for UC basketball. A year later, Cronin was elevated to an assistant coach for the Bearcats, setting the stage for his long tenure in college basketball.

Mick is the second generation of the Cronin family in the coaching ranks. His father compiled more than 400 victories in his high school coaching career and is recently retired from being a Major League Baseball scout for the Atlanta Braves.

Mick Cronin resides in Cincinnati with his six-year old daughter, Samantha.

## THE CRONIN COACHING FILE

Season	School (Conf.)	Position	Record/Conf.	Postseason (Record)
1996-97	Cincinnati (C-USA)	Video Coordinator		
1997-98	Cincinnati (C-USA)	Assistant Coach	27-6/14-2	NCAA West Regional (1-1)
1998-99	Cincinnati (C-USA)	Assistant Coach	27-6/12-4	NCAA East Regional (1-1)
1999-00	Cincinnati (C-USA)	Assistant Coach	29-4/16-0	NCAA South Regional (1-1)
2000-01	Cincinnati (C-USA)	Assistant Coach	25-10/11-5	NCAA West Regional Semifinals (2-1)
2001-02	Louisville (C-USA)	Assoc. Head Coach	19-13/8-8	NIT (1-1)
2002-03	Louisville (C-USA)	Assoc. Head Coach	25-7/11-5	NCAA East Reg. (1-1)
2003-04	Murray State (OVC)	Head Coach	28-6/14-2	NCAA Atlanta Reg. (0-1)
2004-05	Murray State (OVC)	Head Coach	17-11/11-5	---
2005-06	Murray State (OVC)	Head Coach	24-7/17-3	NCAA Washington Reg. (0-1)
<b>Murray State Totals</b>		<b>3 years</b>	<b>69-24/42-10</b>	<b>.742/.808</b>
2006-07	Cincinnati (BIG EAST)	Head Coach	11-19/2-14	---
2007-08	Cincinnati (BIG EAST)	Head Coach	13-19/8-10	Col. Basketball Invit. (0-1)
2008-09	Cincinnati (BIG EAST)	Head Coach	18-14/8-10	---
2009-10	Cincinnati (BIG EAST)	Head Coach	19-16/7-11	NIT (1-1)
2010-11	Cincinnati (BIG EAST)	Head Coach	26-9/11-7	NCAA Third Round (1-1)
2011-12	Cincinnati (BIG EAST)	Head Coach	26-11/12-6	NCAA East Regional Semifinals (2-1)
2012-13	Cincinnati (BIG EAST)	Head Coach	18-4/6-3	
<b>Cincinnati Totals</b>		<b>7 years</b>	<b>131-92/54-61</b>	<b>.587/.470</b>
<b>Career Head Coaching Totals</b>		<b>10 years</b>	<b>200-116/96-71</b>	<b>.633/.575</b>

## CRONIN'S RECORD AGAINST ALL OPPONENTS

School	W-L	Last Meeting	School	W-L	Last Meeting	School	W-L	Last Meeting
<b>Alabama</b>	<b>1-0</b>	<b>2012-13</b>	Jacksonville State	6-0	2011-12	South Carolina Upstate	1-0	2007-08
Alabama State	1-0	2011-12	Lipscomb	1-0	2009-10	South Dakota	1-0	2008-09
<b>Arkansas-Little Rock</b>	<b>1-0</b>	<b>2012-13</b>	<b>Louisville</b>	<b>4-5</b>	<b>2011-12</b>	St. Francis (Pa.)	1-0	2010-11
Arkansas-Pine Bluff	2-0	2011-12	<b>Marquette</b>	<b>3-4</b>	<b>2011-12</b>	<b>St. John's</b>	<b>5-6</b>	<b>2012-13</b>
Arkansas Tech	1-0	2004-05	<b>Marshall</b>	<b>1-1</b>	<b>2012-13</b>	St. Mary's (Calif.)	0-1	2004-05
Austin Peay	4-1	2005-06	Maryland	1-0	2009-10	<b>Syracuse</b>	<b>2-6</b>	<b>2012-13</b>
Belmont	0-1	2007-08	<b>Maryland Eastern Shore</b>	<b>1-0</b>	<b>2012-13</b>	Texas	1-0	2011-12
Bowling Green	0-1	2007-08	Memphis	0-3	2008-09	TCU	1-0	2003-04
Bradley	0-1	2007-08	Miami (Ohio)	5-0	2011-12	Temple	1-0	2006-07
Cal-Davis	1-0	2004-05	Mississippi State	1-0	2008-09	Tennessee	0-1	2005-06
<b>Campbell</b>	<b>1-0</b>	<b>2012-13</b>	<b>Mississippi Valley State</b>	<b>1-0</b>	<b>2012-13</b>	Tennessee State	5-1	2005-06
Campbellsville	1-0	2005-06	Missouri	1-1	2010-11	Tennessee Tech	3-2	2005-07
Central Michigan	1-0	2006-07	Morehead State	7-0	2005-06	<b>Tennessee-Martin</b>	<b>9-0</b>	<b>2012-13</b>
Charleston Southern	1-0	2008-09	Mount St. Mary's	1-0	2010-11	Texas A&M-Corpus Christi	1-1	2003-04
Chicago State	2-0	2011-12	<b>New Mexico</b>	<b>0-1</b>	<b>2012-13</b>	Texas-San Antonio	2-0	2005-06
Cincinnati	0-1	2005-06	North Carolina	0-1	2005-06	Texas Southern	2-0	2009-10
Coastal Carolina	2-0	2008-09	<b>North Carolina A&amp;T</b>	<b>1-0</b>	<b>2012-13</b>	Toledo	2-0	2010-11
<b>Connecticut</b>	<b>3-6</b>	<b>2011-12</b>	North Carolina State	1-1	2007-08	UAB	1-4	2009-10
CS Bakersfield	1-0	2009-10	Northwestern State	1-0	2011-12	<b>UNLV</b>	<b>1-0</b>	<b>2008-09</b>
Dayton	1-1	2010-11	<b>Notre Dame</b>	<b>3-6</b>	<b>2012-13</b>	<b>USF</b>	<b>4-4</b>	<b>2011-12</b>
Delaware State	2-0	2004-05	Oakland	1-0	2006-07	Utah Valley	1-0	2010-11
<b>DePaul</b>	<b>6-3</b>	<b>2012-13</b>	Ohio	0-1	2006-07	Vanderbilt	1-0	2009-10
Eastern Illinois	5-1	2005-06	Ohio State	0-2	2011-12	<b>Villanova</b>	<b>3-4</b>	<b>2011-12</b>
Eastern Kentucky	6-1	2008-09	Oklahoma	2-0	2011-12	Wagner	1-0	2003-04
Fairfield	1-0	2007-08	<b>Oregon</b>	<b>1-0</b>	<b>2012-13</b>	Weber State	1-0	2009-10
Florida A&M	1-0	2010-11	<b>Pittsburgh</b>	<b>3-7</b>	<b>2012-13</b>	West Florida	1-0	2003-04
Florida State	1-1	2011-12	Prairie View A&M	1-0	2009-10	West Virginia	3-5	2011-12
<b>Georgetown</b>	<b>6-4</b>	<b>2011-12</b>	Presbyterian	0-1	2011-12	Western Carolina	1-0	2007-08
Georgetown College	1-0	2003-04	<b>Providence</b>	<b>3-4</b>	<b>2011-12</b>	Western Illinois	1-0	2008-09
Georgia	1-0	2011-12	Radford	1-0	2011-12	Western Kentucky	1-1	2004-05
Georgia Southern	1-0	2010-11	Rice	2-0	2005-06	Winthrop	1-0	2009-10
Gonzaga	0-1	2009-10	<b>Rutgers</b>	<b>6-4</b>	<b>2012-13</b>	Wofford	0-1	2006-07
High Point	1-0	2006-07	Samford	2-3	2005-06	<b>Wright State</b>	<b>3-0</b>	<b>2012-13</b>
Howard	1-0	2006-07	Savannah State	1-0	2010-11	<b>Xavier</b>	<b>3-4</b>	<b>2012-13</b>
Illinois	0-1	2003-04	<b>Seton Hall</b>	<b>4-3</b>	<b>2012-13</b>	<i>2012-13 opponents in boldface.</i>		
Illinois-Chicago	1-0	2005-06	SIU-Edwardsville	2-0	2004-05			
Illinois State	0-1	2007-08	Southeast Missouri State	5-2	2005-06			
<b>Iowa State</b>	<b>1-0</b>	<b>2012-13</b>	Southern Illinois	1-2	2005-06			
IPFW	1-0	2010-11	Southern Miss	1-0	2003-04			

## THE POLLS

ASSOCIATED PRESS  
(FEB. 4)

Rk.	Team (First Place Votes)
1.	Indiana (58)
2.	Florida (7)
3.	Michigan
4.	Duke
5.	Kansas
6.	Gonzaga
7.	Arizona
8.	Miami (FL)
9.	Syracuse
10.	Ohio St.
11.	Louisville
12.	Michigan St.
13.	Kansas St.
14.	Butler
15.	New Mexico
16.	Creighton
17.	<b>Cincinnati</b>
18.	Minnesota
19.	Oregon
20.	Georgetown
21.	Missouri
22.	Oklahoma St.
23.	Pittsburgh
24.	Marquette
25.	Notre Dame

## Others Receiving Votes:

Mississippi 75, N.C. State 64, Wichita St. 49, Colorado St. 49, Memphis 44, Wisconsin 28, St. Mary's 27, Louisiana Tech 24, Kentucky 21, San Diego St. 17, UNLV 13, VCU 8, UCLA 8, Saint Louis 8, Virginia 4, Akron 4, Connecticut 2, Belmont 1.

USA TODAY  
(FEB. 4)

Rk.	Team (First Place Votes)
1.	Indiana (25)
2.	Florida (6)
3.	Michigan
4.	Duke
5.	Kansas
6.	Gonzaga
7.	Arizona
8.	Michigan St.
9.	Syracuse
10.	Ohio St.
11.	Miami (FL)
12.	Louisville
13.	Creighton
14.	Butler
15.	Kansas St.
16.	New Mexico
17.	<b>Cincinnati</b>
18.	Minnesota
19.	Oregon
20.	Missouri
21.	Georgetown
22.	Wichita St.
23.	Mississippi
24.	Oklahoma St.
25.	San Diego St.

## Others Receiving Votes:

Pittsburgh 54, Notre Dame 47, Marquette 38, Colorado St. 38, VCU 33, Wisconsin 25, N.C. State 24, Memphis 19, St. Mary's 18, Southern Miss 13, UNLV 12, Belmont 7, Louisiana Tech 6, UCLA 4, Kentucky 4, Middle Tenn. St. 4, Oklahoma 2, Akron 2, Saint Louis 1.

## CINCINNATI'S WEEKLY RANKINGS

Associated Press	Week	USA Today
24	Preseason	RV
24	Nov. 12	24
22	Nov. 19	20
17	Nov. 26	16
11	Dec. 3	12
11	Dec. 10	12
11	Dec. 17	11
8	Dec. 24	8
14	Dec. 31	15
21	Jan. 7	20
RV	Jan. 14	24
21	Jan. 21	20
24	Jan. 28	23
17	Feb. 4	17
	Feb. 11	
	Feb. 18	
	Feb. 25	
	Mar. 4	
	Mar. 11	

## 2012-13 BIG EAST CONFERENCE

2012-13 BIG EAST CONFERENCE STANDINGS  
(Through Feb. 3)

Team	BIG EAST	Pct.	Overall	Pct.
Syracuse	6-2	.750	18-3	.857
Marquette	6-2	.750	15-5	.750
<b>Cincinnati</b>	<b>6-3</b>	<b>.667</b>	<b>18-4</b>	<b>.818</b>
Louisville	6-3	.667	18-4	.818
Notre Dame	6-3	.667	18-4	.818
Georgetown	6-3	.667	16-4	.800
Connecticut	5-3	.625	15-5	.750
Pittsburgh	6-4	.600	18-5	.783
St. John's	6-4	.667	14-8	.636
Villanova	4-5	.444	13-9	.591
Rutgers	3-6	.333	12-8	.600
Providence	3-7	.300	11-11	.500
Seton Hall	2-7	.222	13-9	.591
DePaul	1-7	.125	10-11	.476
USF	1-8	.111	10-11	.476

## 2012-13 BIG EAST SCHEDULE

Date	Time	Game	TV
Feb. 4	7:00	Notre Dame at Syracuse	ESPN
Feb. 4	9:00	Seton Hall at Pittsburgh	ESPNU
Feb. 5	7:00	Villanova at DePaul	ESPN2
Feb. 6	7:00	<b>Cincinnati at Providence</b>	<b>BEN</b>
Feb. 6	7:00	Connecticut at St. John's	ESPNU
Feb. 6	TBD	Marquette at USF	ESPN2
Feb. 6	7:30	Louisville at Rutgers	BEN
Feb. 9	12:00	Georgetown at Rutgers	BEN
Feb. 9	2:00	DePaul at Marquette	BEN
Feb. 9	3:00	USF at Villanova	ESPNU
Feb. 9	6:00	<b>Pittsburgh at Cincinnati</b>	<b>ESPN</b>
Feb. 9	9:00	Louisville at Notre Dame	ESPN
Feb. 10	12:00	Connecticut at Seton Hall	BEN
Feb. 10	1:00	St. John's at Syracuse	ESPN
Feb. 11	7:00	Marquette at Georgetown	ESPN
Feb. 12	7:00	Seton Hall at Rutgers	ESPN2
Feb. 12	8:00	<b>Villanova at Cincinnati</b>	<b>BEN</b>
Feb. 13	7:00	Syracuse at Connecticut	ESPN/2
Feb. 13	7:00	DePaul at Notre Dame	BEN
Feb. 13	9:00	Providence at USF	ESPNU
Feb. 14	9:00	St. John's at Louisville	ESPN/2
Feb. 15	9:00	<b>Georgetown at Cincinnati</b>	<b>ESPN</b>
Feb. 16	12:00	Villanova at Connecticut	ESPN/2
Feb. 16	12:00	Notre Dame at Providence	BEN
Feb. 16	1:00	Rutgers at DePaul	ESPNU
Feb. 16	1:00	Pittsburgh at Marquette	CBS
Feb. 16	8:00	Syracuse at Seton Hall	BEN

CINCINNATI IN 2012-13 BIG EAST STATISTICS  
(Through Feb. 3)

CATEGORY	TEAM	[*NATIONAL] BIG EAST RANK (STAT)
Scoring Offense	.....5th (72.3)	
Scoring Defense	.....4th (58.8)	
Scoring Margin	.....[*21st] 4th (+13.5)	
Free Throw Pct.	.....14th (.656)	
Field Goal Pct.	.....12th (.421)	
Field Goal Pct. Defense	.....[*11th] 2nd (.374)	
3-Pt Field Goal Pct.	.....8th (.334)	
3-Pt Field Goal Pct. Defense	.....8th (.307)	
Rebounding Offense	.....1st (42.0)	
Rebounding Defense	.....8th (37.7)	
Rebounding Margin	.....[*12th] 2nd (+8.3)	
Blocked Shots	.....[*6th] 3rd (6.7)	
Assists	.....T-9th (13.7)	
Steals	.....6th (7.7)	
Turnover Margin	.....8th (+1.45)	
Assist-to-Turnover Ratio	.....10th (1.05-to-1)	
Offensive Rebounds	.....2nd (15.0)	
Defensive Rebounds	.....1st (27.0)	
3-Pt Field Goals Made	.....2nd (7.3)	

## INDIVIDUAL

## [\*NATIONAL] BIG EAST RANK (STAT)

PLAYER	Scoring
Sean Kilpatrick	.....[*36th] 3rd (18.5)
Cashmere Wright	.....16th (14.2)

<b>Rebounding</b>	
Titus Rubles.....	14th (6.0)

Steals	
Cashmere Wright .....	8th (1.8)

<b>Assists</b>	
Cashmere Wright .....	13th (3.5)

Free Throw Pct.	
Cashmere Wright .....	9th (.810)

3-PT FG Pct.	
Cashmere Wright .....	T-10th (.400)
JaQuon Parker.....	T-10th (.400)

3-PT FG Made	
Sean Kilpatrick .....	[*35th] 2nd (2.73)
Cashmere Wright .....	3rd (2.38)

Blocked Shots	
Cheikh Mbodj .....	[*23rd] 2nd (2.5)
Justin Jackson .....	6th (1.4)
David Nvarsuk .....	11th (1.2)

\*National rankings through Feb. 3, 2013.

## CINCINNATI'S RECORD WHEN

	06-07	07-08	08-09	09-10	10-11	11-12	12-13	Cronin
Home games	10-8	10-7	13-5	13-5	15-3	14-4	10-3	85-35
Away games	0-9	3-11	4-7	2-9	7-4	7-5	5-1	28-46
Neutral site games	1-2	0-1	1-2	4-2	4-2	5-2	3-0	18-11
BIG EAST games	2-14	8-10	8-10	7-11	11-7	12-6	6-3	55-61
vs. Top 25 teams	0-4	2-5	1-7	3-6	3-7	8-4	2-2	19-35
vs. RPI Top 100 teams	2-13	7-12	5-11	8-15	8-9	11-8	8-3	49-71
Overtime games	2-0	1-1	2-1	0-3	1-0	1-2	1-0	8-7
Lead at halftime	6-1	10-3	11-3	13-4	25-0	18-3	13-1	95-15
Trail at halftime	4-17	3-15	6-11	4-11	0-9	7-8	5-3	29-74
Tied at halftime	1-1	0-1	1-0	2-1	1-0	1-0	0-0	6-3
Lead with 10:00 remaining	10-1	9-1	14-1	13-3	26-0	18-4	16-0	106-10
Trail with 10:00 remaining	1-18	1-18	3-13	6-11	0-9	7-7	2-3	20-79
Tied with 10:00 remaining	0-0	3-0	1-0	0-2	0-0	1-0	0-1	5-3
Lead with 5:00 remaining	9-3	11-1	17-1	18-2	25-0	19-4	16-1	115-12
Trail with 5:00 remaining	0-16	2-17	1-13	0-13	0-9	5-7	1-3	9-78
Tied with 5:00 remaining	2-0	0-1	0-0	1-1	1-0	2-0	1-0	7-2
Lead with 2:00 remaining	10-2	11-1	16-0	18-2	25-1	23-2	16-1	119-9
Trail with 2:00 remaining	0-17	1-17	2-14	1-14	0-8	3-9	0-3	7-82
Tied with 2:00 remaining	1-0	1-1	0-0	0-0	1-0	0-0	2-0	5-1
Shoot better from the field	8-2	8-3	13-1	15-4	22-0	16-2	13-0	95-12
Shoot worse from the field	3-17	5-16	5-13	4-12	4-9	8-9	3-4	32-80
Shoot 50% or better	0-2	0-0	4-1	8-1	7-0	6-0	4-0	29-4
Shoot below 50%	11-17	13-19	14-13	11-15	16-8	20-11	14-4	99-87
Opp. shoots 50% or better	1-9	0-6	0-6	0-2	2-4	1-2	0-1	4-30
Opp. shoots below 50%	10-10	13-13	18-8	19-14	22-5	24-9	18-3	124-62
Opp. shoots below 40%	7-1	6-1	9-3	10-3	17-0	15-1	13-1	77-10
Make 7 or fewer 3-pointers	10-12	8-12	7-11	13-12	21-6	12-9	10-1	80-63
Make 8 or more 3-pointers	1-7	5-7	11-3	6-4	6-4	14-2	8-3	51-30
Shoot more FTs than opp.	7-3	6-3	12-1	11-2	22-2	16-4	13-1	87-16
Out-rebound the opponent	9-5	10-11	13-4	17-8	24-3	10-4	15-3	98-38
Opponent out-rebounds UC	2-14	3-7	2-9	2-8	2-5	13-6	2-1	26-50
Same number of rebounds	0-0	0-1	3-1	0-0	0-1	3-1	1-0	7-4
Commit fewer turnovers	7-11	4-5	9-3	7-6	16-6	22-5	12-2	77-38
Commit the same or more TOs	4-8	9-14	9-11	12-10	9-2	4-3	6-2	53-50
Commit 12 or fewer turnovers	7-9	4-7	5-4	5-5	10-5	17-7	6-3	54-40
Outscore opponents' bench	6-8	8-6	15-9	19-11	24-7	13-3	8-2	93-46
1-3 point games	1-4	5-5	2-0	4-5	2-1	5-4	2-3	21-22
4-5 point games	0-1	2-1	2-1	3-2	0-2	6-0	1-0	14-7
6-10 point games	5-2	2-6	5-6	4-4	7-2	5-3	6-1	34-24
11-19 point games	4-10	3-5	4-4	4-4	8-5	4-2	4-0	31-30
20-plus point games	1-2	1-2	5-3	4-1	9-1	7-1	5-0	32-10
Score 59 or fewer points	0-9	3-7	1-6	0-7	3-8	3-7	1-3	11-47
Score 60-69 points	6-7	8-7	4-6	9-4	9-1	7-4	5-1	48-30
Score 70 or more points	5-3	2-5	13-2	10-5	14-0	16-2	12-0	72-17
Hold opp. to 50 or fewer points	3-0	3-0	4-0	1-0	7-0	3-2	2-0	23-2
Hold opp. to 51-60 points	3-4	5-1	6-2	9-2	12-1	12-3	10-3	57-16
Hold opp. to 61-70 points	3-2	5-5	5-3	7-4	5-5	10-1	4-1	39-21
Opp. scores 70-plus points	2-13	0-13	3-9	2-10	2-3	1-5	2-0	12-53
November	5-1	4-2	5-1	4-1	5-0	4-2	6-0	33-7
December	4-3	1-5	5-2	5-2	9-0	6-1	7-1	37-14
January	1-7	5-4	4-4	5-4	4-4	5-4	4-3	28-30
February	1-7	3-3	4-3	2-5	4-3	6-2	1-0	21-23
March	0-1	0-5	0-4	3-4	4-2	5-2	0-0	12-18
Monday	0-0	1-0	3-2	2-2	2-0	2-1	1-1	11-6
Tuesday	0-2	1-1	1-2	4-2	3-0	2-0	3-0	14-7
Wednesday	4-5	4-5	4-1	7-3	9-1	7-0	2-0	37-15
Thursday	0-1	0-2	3-0	1-2	3-1	3-1	1-1	11-8
Friday	1-0	1-1	0-1	0-0	1-0	4-1	1-0	18-3
Saturday	5-7	6-5	6-5	5-3	8-4	5-7	8-1	43-38
Sunday	1-4	0-5	1-3	0-4	0-3	3-1	2-0	7-20

## BEARCATS' STARTING LINEUPS

Opponent	UC Starters
UT Martin	Wright, Kilpatrick, Parker, Jackson, Mbodj
Mississippi Valley State	Wright, Kilpatrick, Parker, Jackson, Mbodj
North Carolina A&T	Wright, Kilpatrick, Parker, Jackson, Mbodj
Campbell	Wright, Kilpatrick, Parker, Jackson, Mbodj
vs. Iowa State	Wright, Kilpatrick, Parker, Jackson, Mbodj
vs. Oregon	Wright, Kilpatrick, Parker, Jackson, Mbodj
Alabama	Wright, Kilpatrick, Parker, Jackson, Mbodj
Arkansas-Little Rock	Wright, Kilpatrick, Parker, Jackson, Mbodj
Maryland Eastern Shore	Wright, Kilpatrick, Parker, Jackson, Mbodj
vs. Marshal	Wright, Kilpatrick, Parker, Jackson, Mbodj
Xavier	Wright, Kilpatrick, Parker, Jackson, Mbodj
Wright State	Wright, Kilpatrick, Parker, Jackson, Mbodj
New Mexico	Wright, Kilpatrick, Parker, Jackson, Mbodj
at Pittsburgh	Wright, Kilpatrick, Parker, Jackson, Mbodj
St. John's	Wright, Kilpatrick, Parker, Jackson, Mbodj
Notre Dame	Wright, Kilpatrick, Parker, Rubles, Mbodj
at Rutgers	Wright, Kilpatrick, Parker, Rubles, Mbodj
at DePaul	Wright, Kilpatrick, Parker, Rubles, Mbodj
Marquette	Parker, Kilpatrick, Sanders, Rubles, Mbodj
at Syracuse	Wright, Kilpatrick, Parker, Rubles, Mbodj
Rutgers	Wright, Kilpatrick, Parker, Jackson, Mbodj
at Seton Hall	Wright, Kilpatrick, Parker, Jackson, Mbodj
at Providence	
Pittsburgh	
Villanova	
Georgetown	
at Connecticut	
at Notre Dame	
Connecticut	
at Louisville	
USF	
BIG EAST Tournament	



## SPECIALITY STATISTICS

Opponent	Result	In Paint	Off TO	2nd Chance	Fast Break	Bench
UT Martin		18	15	13	6	15
at Cincinnati	W, 80-57	36	7	7	14	30
Mississippi Valley State		18	2	11	4	14
at Cincinnati	W, 102-60	56	19	13	23	45
North Carolina A&T		14	10	12	13	14
at Cincinnati	W, 93-39	40	23	15	19	34
Campbell		34	15	2	13	4
at Cincinnati	W, 91-72	38	13	17	8	23
vs. Iowa State		30	13	14	4	33
Cincinnati	W, 78-70	32	26	10	18	24
vs. Oregon		18	24	21	14	24
Cincinnati	W, 77-66	22	24	19	6	30
Alabama		30	10	9	5	16
at Cincinnati	W, 58-56	34	16	12	6	16
Arkansas-Little Rock		20	8	4	4	22
at Cincinnati	W, 87-53	42	31	11	21	31
Maryland Eastern Shore		14	8	10	4	6
at Cincinnati	W, 92-60	46	12	18	20	28
at Marshall		16	4	11	2	13
Cincinnati	W, 72-56	40	20	19	8	18
vs. Xavier		24	13	10	8	12
Cincinnati	W, 60-45	22	19	14	10	6
Wright State		18	9	9	5	32
at Cincinnati	W, 68-58	36	17	25	7	16
New Mexico		22	11	14	2	12
at Cincinnati	L, 54-55	14	9	7	7	9
at Pittsburgh		34	10	17	6	16
Cincinnati	W, 70-61	30	8	14	6	13
St. John's		34	16	6	14	6
at Cincinnati	L, 52-53	18	15	13	6	16
Notre Dame		24	12	5	2	4
at Cincinnati	L, 60-66	24	13	5	2	22
at Rutgers		22	6	8	0	17
Cincinnati	W, 68-58	18	9	19	2	15
at DePaul		48	24	17	6	4
Cincinnati	W, 75-70	28	17	6	2	17
Marquette		22	10	20	6	35
at Cincinnati	W, 71-69	18	19	13	5	8
at Syracuse		24	10	6	12	13
Cincinnati	L, 57-55	14	2	12	2	4
Rutgers		18	11	11	2	30
at Cincinnati	W, 62-54	24	18	5	13	13
at Seton Hall		28	17	8	6	37
Cincinnati	W, 65-59	12	14	8	6	8
at Providence						
Cincinnati						
Pittsburgh						
at Cincinnati						
Villanova						
at Cincinnati						
Georgetown						
at Cincinnati						
at Connecticut						
Cincinnati						
at Notre Dame						
at Cincinnati						
Connecticut						
at Cincinnati						
at Louisville						
Cincinnati						
USF						
at Cincinnati						
<b>Cincinnati Totals</b>		<b>644</b>	<b>343</b>	<b>282</b>	<b>211</b>	<b>426</b>
<b>Average</b>		<b>29.3</b>	<b>15.6</b>	<b>12.8</b>	<b>9.6</b>	<b>19.4</b>
<b>Opponents Totals</b>		<b>508</b>	<b>248</b>	<b>207</b>	<b>132</b>	<b>344</b>
<b>Average</b>		<b>23.1</b>	<b>11.3</b>	<b>9.4</b>	<b>6.0</b>	<b>15.6</b>

## OVERTIME RECORDS

UC's Overall Record	51-50
1 OT Games	42-42
2 OT Games	8-6
3 OT Games	0-1
4 OT Games	0-1
7 OT Games	1-0

## RECORDS IN OVERTIME GAMES

Home	24-17	.585
Schmidlapp Gym	3-4	.429
Schmidt Fieldhouse	0-1	.000
Music Hall	0-1	.000
Armory Fieldhouse	5-4	.556
Cincinnati Gardens	3-2	.600
U.S. Bank Arena	3-1	.750
Fifth Third Arena	11-4	.733
Away	16-26	.381
Neutral	10-7	.588

**Current Streak:** Won —2

**Longest Winning Streak:** 5 (Tay Baker - 1966-67)

**Longest Losing Streak:** 4 (Bob Ruess, 1943 - John Weithe, 1950)

- On Dec. 21, 1981 Cincinnati and Bradley played an NCAA-record 7-overtime game which UC won, 75-73.
- Cincinnati has been involved in two of the five NCAA tournament championship games to go into overtime. The Bearcats defeated Ohio State, 70-65, in 1961 but lost to Loyola (Ill.), 60-58, in 1963.
- In 1966-67, Cincinnati played six overtime games, winning five.

## UC COACHES IN OVERTIME GAMES

Coach (Years)	No.	Record	Pct.
Bob Huggins (1989-2005)	25	14-11	.560
<b>Mick Cronin (2006-pres.)</b>	<b>15</b>	<b>8-7</b>	<b>.538</b>
Tay Baker (1965-72)	9	7-2	.778
Ed Jucker (1960-65)	9	4-5	.444
Ed Badger (1978-83)	8	3-5	.375
Tony Yates (1983-89)	7	2-5	.286
John Wiethe (1946-52)	5	1-4	.200
George Smith (1952-60)	4	3-1	.750
Gale Catlett (1972-78)	4	2-2	.500
Frank Rice (1928-32)	4	1-3	.250
Boyd Chambers (1918-28)	3	3-0	1.000
Clark Ballard (1939-42)	2	2-0	1.000
Andy Kennedy (2005-06)	2	1-1	.250
Tay Brown (1933-37)	2	0-2	.000
John Halliday (1932-33)	1	0-1	.000
Bob Ruess (1942-44)	1	0-1	.000
Walter Van Winkle (1937-39)	0	—	—
Ray Farnham (1944-46)	0	—	—

## OVERTIME GAMES IN MICK CRONIN ERA

1/20/07	W	UC 96, West Virginia 83	1	SC
2/28/07	W	UC 70, Seton Hall 67	1	SC
2/9/08	W	UC 72, Rutgers 68	1	SC
3/2/08	L	Providence 81, UC 79	1	A
12/20/08	W	UC 85, Eastern Kentucky 77	1	SC
2/7/09	W	UC 64, Georgetown 62	1	SC
3/7/09	L	Seton Hall 67, UC 63	1	SC
11/25/09	L	Gonzaga 61, UC 59	1	N
12/13/09	L	Xavier 83, UC 79	2	A
2/21/10	L	Marquette 79, UC 76	1	SC
2/19/11	W	UC 93, Providence 81	1	A
11/25/11	L	Marshall 73, UC 69	1	SC
1/21/12	L	West Virginia 77, UC 74	1	A
3/8/12	W	UC 72, Georgetown 70	2	N
1/19/13	W	UC 71, Marquette 69	1	SC

## THE LAST TIME...

## TEAM

## 100 Points by a Team

By UC	102 vs. Miss. Valley St., 11/13/12
By Opponent	105 by UCLA (20T), 3/17/02

## 90 Points by a Team

By UC	95 vs. North Carolina A&T, 1/18/12
By Opponent	95 at Marquette , 2/11/12

## 30-plus Point Win

By UC	32 (92-60 vs. Maryland Eastern Shore, 12/8/12
By Opponent	38 (89-51) vs. Notre Dame, 3/10/11

## 60 Percent Shooting by a Team

By UC	.628 vs. St. John's, 2/11/09
By Opponent	.674 vs. Pittsburgh, 2/14/09

## 50 Percent Shooting by a Team

By UC	.595 at DePaul, 1/15/13
By Opponent	.500 vs Notre Dame, 1/7/13

## Cincinnati Played a Ranked Opponent

UC Win	71-69 vs. No. 25 Marquette, 1/19/13
UC Loss	57-55 at. No. 3 Syracuse, 1/21/13

## Overtime Game

UC Win	71-69 vs. No. 25 Marquette, 1/19/13
UC Loss	77-74 at West Virginia, 1/21/12

## Double Overtime Game

UC Win	72-70 (20T) vs. Georgetown, 3/8/12
UC Loss	83-79 (20T) at Xavier, 12/13/09

## Triple Overtime Game

UC Win	75-73 (70T*) vs. Bradley, 12/21/81
UC Loss	89-85 (40T) vs. Memphis, 1/31/81

\* - NCAA record.

## INDIVIDUAL

## 40 Points by a Player

By UC	41, Steve Logan vs. Southern Mississippi, 2/15/02
By Opponent	41, Dell Curry, Virginia Tech, 1985-86

## 30 Points by a Player

By UC	36, Sean Kilpatrick vs. Marquette, 1/19/13
By Opponent	32, Cleveland Melvin, at DePaul, 1/15/13

## 20 Rebounds by a Player

By UC	20, Cedric McGowan vs. DePaul, 1/4/06
By Opponent	four times

## 15 Rebounds by a Player

By UC	16, Mike Williams, 12/20/08
By Opponent	15, Greg Monroe, vs. Georgetown, 3/6/10

## Two Players with 20 or More Points in Same Game

By UC	Sean Kilpatrick(23), Cashmere Wright (20) vs. Maryland Eastern Shore, 12/8/12
By Opponent	Elijah Pittman (20), D.D. Scarver (20) vs. Marshall, 12/15/10

## Two Players with 10 or More Reb. in Same Game

By UC	Ibrahima Thomas (10) and Lance Stephenson (10) vs. DePaul, 2/24/10
By Opponent	Jamarr Sanders (11) and Elijah Millsap (15) at UAB, 12/16/09

## 10 Assists by a Player

By UC	10, Cashmere Wright, vs. Marshall, 11/25/11
By Opponent	10, Chris Howard, at USF, 2/14/09

## Five Steals by a Player

By UC	5, Sean Kilpatrick vs. Iowa State, 11/23/12
By Opponent	5, Greg Monroe, Georgetown, 2/7/09

## Five Blocked Shots by a Player

By UC	5, Cheikh Mbodj, at Seton Hall, 2/2/13
By Opponent	5, Hamady Ndiaye, vs. Rutgers, 3/9/10

## Double-Double by a UC Player

UC Win	Titus Rubles (12 pts., 10 rebs.) vs. Marquette, 1/19/13
UC Loss	Cashmere Wright (23 pts., 10 rebs.) vs. St. John's, 1/5/13

## Triple-Double by a UC Player

By UC	Eric Hicks (22 pts., 12 rebs., 10 blks.) vs. Marquette, 1/7/06
-------	---

## UC Player Led Team in Points, Reb., Assists

By UC	Sean Kilpatrick (29pts., t-7reb., t-5 asst.) vs. North Carolina A&T, 11/18/12
-------	--

## A Player Won a Game in the Final Seconds

By UC	Sean Kilpatrick layup with 5 seconds left in OT UC defeats Marquette 71-69, 1/19/13
By Opponent	Anthony Collins made two free throws at 3 secs USF defeats UC 46-45, 2/26/12

## Four Players Scored in Double Figures

By UC	Sean Kilpatrick (18), Cheikh Mbodj (12) David Nyarsuk (12), JaQuon Parker (11) vs. Arkansas-Little Rock, 12/6/12
-------	--

## Five Players Scored in Double Figures

By UC	Dion Dixon (15), JaQuon Parker (15), Cashmere Wright (14), Gates (11), Jackson (10) at No. 18/19 Marquette, 2/11/12
-------	---

## Six Players Scored in Double Figures

By UC	Sean Kilpatrick (21), Cashmere Wright (14), Dion Dixon (11), Jeremiah Davis (11), Justin Jackson (11), Ge'Lawn Guyn (11) vs. Chicago State, 12/23/11
-------	---

## Seven Players Scored in Double Figures

By UC	Rashad Bishop (14), Dion Dixon (13), Steve Toyloy (13), Deonta Vaughn (12), Darnell Wilks (12), Jaquon Parker (10),Yancy Gates (10) vs. Texas Southern, 12/1/09
-------	--

## CRONIN ERA BESTS

## Most Points Scored

102 (W, 102-60)	vs. Miss. Valley St.	11/13/12
101 (W, 101-53)	vs. Ark.-Pine Bluff	12/21/11
101 (W, 101-70)	vs. Radford	12/17/11

## Most Points Scored (Half)

59 (W, 102-60)	vs. Miss. Valley St.	(2nd) 11/13/12
56 (W, 93-83)	vs. Notre Dame	(2nd) 2/4/09
56 (W, 92-72)	vs Utah Valley	(1st) 12/11/10

## Highest FG Percentage

.628 (27-43)	vs. St. John's	2/11/09
.603 (38-63)	vs. Radford	12/17/11
.595 (24-42)	at DePaul	1/15/13

## Highest 3-Pt. Percentage

.600 (6-10)	vs. St. John's	2/11/09
.583 (7-12)	at Georgetown	1/27/07
.583 (14-24)	vs. Central Michigan	11/25/06

## Most Rebounds

56	vs. North Carolina A&T	11/18/12
55	vs. Maryland Eastern Shore	12/8/12
54	vs. Miss. Valley St.	11/13/12
54	vs. UT Martin	11/11/12
54	vs. Louisville (BE Championship)	3/10/12
54	vs. Western Illinois	11/22/08

## Most Assists

27	vs. Toledo	11/18/09
24	vs. Maryland Eastern Shore	12/8/12
24	vs. Georgia Southern	12/14/10
24	vs. North Carolina A&T	11/18/12

## Most Blocked Shots

12	vs. Marquette	1/19/13
12	at DePaul	1/15/13
12	vs. North Carolina A&T	11/18/12
10	vs. Wright State	12/22/12
10	vs. UT Martin	11/11/12
10	vs. Chicago State	12/23/11
10	vs. Alabama State	11/13/11
10	vs. Western Illinois	11/22/08

## Most Steals

23	vs. Ark.-Little Rock	12/6/12
16	vs. Ark.-Pine Bluff	12/21/11
15	vs. Ark.-Pine Bluff	12/22/09
15	vs. North Carolina A&T	11/18/12

## Most Forced Turnovers

32	vs. Ark.-Little Rock	12/6/12
32	vs. North Carolina State	12/23/06
29	vs. Ark.-Pine Bluff	12/21/11

## Fewest Points Allowed

34	vs. Dayton	11/27/10
39	vs. Howard	11/10/06
	at West Virginia	1/30/08
	vs. North Carolina A&T	11/18/12

## Fewest Points Allowed (Half)

13	vs. Marquette	1/19/13
14	vs. Alabama State	(1st) 11/13/11

## Lowest FG Percentage Allowed


.152 (10-66)	vs. North Carolina A&T	11/18/12
.200 (12-60)	vs. Dayton	11/27/10
.200 (10-50)	at West Virginia	1/30/08

## Lowest 3-Pt. FG Percentage Allowed

.000 (0-10)	at No. 24/22 Pittsburgh	12/31/12
.000 (0-4)	vs. Texas Southern	11/18/08
.111 (1-9)	vs. St. John's	1/5/13
.045 (1-22)	at West Virginia	1/30/08
.071 (1-14)	vs. No. 17/17 Louisville	2/23/12

## Biggest Win


54 (93-39)	vs. North Carolina A&T	11/18/12
49 (101-53)	vs. Ark.-Pine Bluff	12/21/11
45 (99-54)	vs. Georgia Southern	12/14/10
42 (102-62)	vs. Miss. Valley St.	11/13/12




**0** JEREMIAH DAVIS III  
G » 6-3 » 204 » SO.  
MUNICE, IND.



**1** CASHMERE WRIGHT  
G » 6-0 » 178 » R-SR.  
SAVANNAH, GA.




**2** TITUS RUBLES  
F » 6-7 » 207 » JR.-TR.  
DALLAS, TEXAS



**3** SHAQUILLE THOMAS  
F » 6-7 » 187 » R-FR.  
PATERSON, N.J.




**5** JUSTIN JACKSON  
F » 6-8 » 213 » JR.  
COCOA BEACH, FLA.




**10** ALEX EPPENSTEINER  
G » 6-4 » 190 » SR.  
CINCINNATI, OHIO




**13** CHEIKH MBODJ  
C » 6-10 » 236 » SR.-TR.  
DAKAR, SENEGAL




**14** GE'LAWN GUYN  
G » 6-2 » 174 » SO.  
LEXINGTON, KY.




**15** JERMAINE SANDERS  
F » 6-5 » 215 » SO.  
FAR ROCKAWAY, N.Y.




**23** SEAN KILPATRICK  
G » 6-4 » 221 » R-JR.  
YONKERS, N.Y.



**24** KELVIN GAINES  
C » 6-10 » 227 » R-SO.  
OCALA, FLA.



**33** DAVID NYARSUK  
C » 7-1 » 230 » JR.-TR.  
JUBA, SOUTH SUDAN



**44** JAQUON PARKER  
G » 6-3 » 198 » SR.  
SUFFOLK, VA.



**MICK CRONIN**  
HEAD COACH




**LARRY DAVIS**  
ASSOCIATE HEAD COACH



**DARREN SAVINO**  
ASSISTANT COACH



**ANTWON JACKSON**  
ASSISTANT COACH



## JEREMIAH DAVIS III

SO. • G • 6-3 • 204

MUNCIE, IND.

HUNTINGTON PREP (W. VA.)

0

**2012-13 Season (Sophomore):** Had three points and one rebound vs. Campbell (11/20) ... totaled five points, four rebounds and an assists vs. North Carolina A&T (11/18) ... grabbed a career-high four rebounds to go with nine points, making all four free-throw attempts vs. Miss. Valley St. (11/13) ... scored five points and had three assists in season opener against UT Martin (11/11).

**2011-12 Season (Freshman):** Played in 27 games without a start, averaging 7.9 minutes ... scored in double figures in three games ... made at least three three-pointers in two games ... saw action in every BIG EAST regular-season game ... scored a season-high 13 points with a trio of three-pointers and three rebounds in 15 minutes against Arkansas-Pine Bluff (12/21) ... tallied 11 points with three three-pointers and three rebounds against Chicago State (12/23) ... recorded his highest-scoring BIG EAST game against Notre Dame, posting 10 points with two three-pointers ... hit a three-pointer with nine seconds remaining to tie the game against St. John's (1/7) ... tallied eight points with two assists at St. John's (2/4) ... registered eight points with two assists and two steals against Radford (12/17).

**Personal:** Jeremiah Davis III ... born Jan. 22, 1993 in Muncie, Ind. ... son of Maria and Jeremiah Davis... has a brother, Aaron ... majoring in communications.

### GAME-BY-GAME STATISTICS

#### 2012-13 (SOPHOMORE SEASON)

Opponent	Date	gs	min	Total		3-Pointers		Free throws		Rebounds				pf	a	t/o	blk	stl	pts	avg
				fg-fg	pct	3fg-3fg	pct	ft-ft	pct	off	def	tot	avg							
UT MARTIN	11/11/12	13		2-5	400	1-2	500	0-0	.000	0	1	1	1.0	1	3	0	0	0	5	5.0
MISS. VALLEY ST.	11/13/12	10		2-4	500	1-2	500	4-4	1000	0	4	4	2.5	1	2	3	0	0	9	7.0
NORTH CAROLINA A&T	11/18/12	13		2-6	333	0-2	000	1-2	500	0	4	4	3.0	4	0	1	0	0	5	6.3
CAMPBELL	11/20/12	7	1	3-3	333	1-3	333	0-0	.000	1	0	1	2.5	0	0	0	0	0	3	5.5
Totals		0	43	7-18	389	3-9	333	5-6	.833	1	9	10	2.5	6	5	4	0	0	22	5.5

### DAVIS' SEASON & CAREER HIGHS

#### 2012-13 Season

9 vs. MVSU, 11/13/12	Pts	13 vs. Arkansas-Pine Bluff, 12/21/11
6 vs. vs. North Carolina A&T, 11/18/12	FG Atts	8, 2x (last vs. Chicago State, 12/23/11)
2, 3x (last vs. vs. N.C. A&T, 11/18/12)	FG Made	5 vs. Arkansas-Pine Bluff, 12/21/11
2, 2x (last vs. MVSU, 11/13/12)	3PT-FG Atts	5 vs. Chicago State, 12/23/11
1, 2x (last vs. MVSU, 11/13/12)	3PT-FG Made	3, 2x (last vs. Chicago State, 12/23/11)
4, 2x (last vs. vs. N.C. A&T, 11/18/12)	Rebs	4, 2x (last vs. vs. N.C. A&T, 11/18/12)
3 vs. UT Martin, 11/11/12	Assts	3 vs. UT Martin, 11/11/12
0	Stls	1 vs. Northwestern State, 11/21/11
0	Blks	1 vs. Louisville, 2/23/12
13, 2x (last vs. vs. N.C. A&T, 11/18/12)	Mins	19 vs. Chicago State, 12/23/11

#### Career

### DAVIS' MISCELLANEOUS STATISTICS

Category	2012-13	Career
Double-Figure Scoring Games	0	3
Double-Figure Rebounding Games	0	0
Double-Double Games	0	0
20-Point Scoring Games	0	0
Games Led UC in Scoring	0	0
Games Led UC in Rebounding	0	0
Games Led UC in Assists	0	0
Games With 3+ Assists	1	1
Games With 3+ Blocks	0	0
Games With 3+ Steals	0	0
Games With 3+ Three-Pointers	0	2

### GAME-BY-GAME STATISTICS

#### 2011-12 (FRESHMAN SEASON)

Opponent	Date	gs	min	Total		3-Pointers		Free throws		Rebounds				pf	a	t/o	blk	stl	pts	avg
				fg-fga	pct	3fg-fga	pct	ft-fga	pct	off	def	tot	avg							
ALABAMA STATE	11/13/11	11	0-1	.000	0-1	.000	0-0	.000	0	2	2	2.0	0	1	4	0	0	0	0.0	
NORTHWESTERN STATE	11/21/11	6	0-1	.000	0-1	.000	0-0	.000	0	2	2	2.0	2	1	1	0	1	0	0.0	
MIAMI (OHIO)	11/29/11	2	0-0	.000	0-0	.000	0-0	.000	0	0	1	1.7	1	0	0	0	0	0	0.0	
at Wright State	12/14/11	11	0-2	.000	0-2	.000	0-0	.000	0	0	0	1.3	2	0	0	0	0	0	0.0	
RADFORD	12/17/11	18	3-8	.375	0-1	.000	2-2	1.000	1	0	1	1.2	2	2	2	0	2	8	1.6	
ARKANSAS-PINE BLUFF	12/21/11	15	5-7	.714	3-4	.750	0-0	.000	1	2	3	1.5	0	1	1	0	1	13	3.5	
CHICAGO STATE	12/23/11	19	4-8	.500	3-5	.600	0-0	.000	1	2	3	1.7	0	1	2	0	1	11	4.6	
vs Oklahoma	12/29/11	3	0-0	.000	0-0	.000	0-0	.000	0	1	1	1.6	0	0	0	0	1	0	4.0	
at Pittsburgh	01/01/12	8	0-1	.000	0-0	.000	0-0	.000	0	0	0	1.4	2	0	0	0	1	0	3.6	
NOTRE DAME	01/04/12	15	4-6	.667	2-3	.667	0-2	.000	0	0	0	1.3	0	0	0	0	0	10	4.2	
ST. JOHN'S	01/07/12	8	1-6	.167	1-3	.333	0-0	.000	0	1	1	1.3	0	1	1	0	0	3	4.1	
at Georgetown	01/09/12	12	0-0	.000	0-0	.000	0-0	.000	0	1	1	1.3	0	0	0	0	0	0	3.8	
VILLANOVA	01/14/12	13	1-4	.250	0-2	.000	2-2	1.000	1	1	2	1.3	0	1	0	0	0	4	3.8	
at Connecticut	1/18/12	8	2-3	.667	0-1	.000	0-0	.000	1	0	1	1.3	1	0	1	0	1	4	3.8	
at West Virginia	1/21/12	11	1-3	.333	0-1	.000	0-1	.000	0	2	2	1.3	2	1	0	0	0	2	3.7	
SYRACUSE	01/23/12	5	0-3	.000	0-2	.000	0-0	.000	0	0	0	1.3	0	0	1	0	0	0	3.4	
at Rutgers	01/28/12	1	0-0	.000	0-0	.000	0-0	.000	0	0	0	1.2	0	0	0	0	0	0	3.2	
DEPAUL	02/04/12	11	0-2	.000	0-1	.000	0-2	.000	0	2	2	1.2	0	2	1	0	1	0	3.1	
at St. John's	2/8/12	12	3-5	.600	2-2	1.000	0-0	.000	0	0	0	1.2	3	1	1	0	1	8	3.3	
at Marquette	2/11/12	5	0-3	.000	0-1	.000	0-0	.000	0	0	0	1.1	2	1	1	0	1	0	3.2	
PROVIDENCE	2/15/12	5	2-3	.667	1-1	1.000	0-0	.000	0	1	1	1.1	1	1	0	0	1	5	3.2	
SETON HALL	02/18/12	3	0-0	.000	0-0	.000	0-0	.000	0	1	1	1.1	1	0	0	0	0	0	3.1	
LOUISVILLE	02/23/12	5	0-0	.000	0-0	.000	0-0	.000	0	0	0	1.0	1	0	1	0	1	0	3.0	
at USF	2/26/12	2	0-0	.000	0-0	.000	0-0	.000	0	1	1	1.0	0	0	0	0	0	0	2.8	
MARQUETTE	02/29/12	1	0-0	.000	0-0	.000	0-0	.000	0	0	0	1.0	0	0	0	0	0	1	2.7	
at Villanova	03/03/12	1	0-0	.000	0-0	.000	0-0	.000	0	0	0	1.0	0	0	0	0	0	0	2.6	
vs Ohio State	3/22/12	2	0-0	.000	0-0	.000	0-0	.000	0	0	0	0.9	0	0	0	0	0	0	2.5	
Totals		0	213	26-66	.394	12-31	.387	4-9	.444	5	20	25	0.9	20	14	16	1	13	68	2.5

### DAVIS' CAREER STATISTICS - ALL GAMES

			Total		3-Point		F-Throws		Rebounds											Scoring	
Season	gp-gs	min/avg	fg-fga	pct	fg-fga	pct	ft-fga	pct	off	def	tot	avg	pf	fo	ast	to	blk	stl	pts	avg	
2011-12	27-0	213/7.9	26-66	.394	12-31	.387	4-9	.444	5	20	25	0.9	20	0	14	16	1	13	68	2.5	
2012-13	4-0	43/10.8	7-18	.389	3-9	.333	5-6	.833	1	9	10	2.5	6	0	5	4	0	0	22	5.5	
TOTAL	31-0	256/8.3	33-84	.393	15-40	.375	9-15	.600	6	29	35	1.1	26	0	19	20	1	13	90	2.9	





# CASHMERE WRIGHT

R-SR. • G • 6-0 • 178

SAVANNAH, GA.

URBAN CHRISTIAN ACADEMY

1

⇒ 2012 Global Sports Classic Most Valuable Player

⇒ 2012 BIG EAST Championship All-Tournament Team

⇒ UC single-season steals leader (74 in 2011-12)

⇒ BIG EAST Weekly Honor Roll (12/19/11)

⇒ BIG EAST Rookie of the Week (2/1/10)

**2012-13 Season (Senior):** Scored 17 points and was 7 of 7 from the free-throw line at Seton Hall (2/2) ... tallied six points, three rebounds and three assists vs. Rutgers (1/30) ... did not play vs. No. 25 Marquette (1/19) ... tallied a team-high 20 points on 8 of 11 shooting with seven assists at DePaul (1/15) ... Scored a game-high 23 points with three rebounds, a team-high two assists and two steals at Rutgers (1/12) ... dished out game-high eight assists and scored five points with one steal vs. No. 17/16 Notre Dame (1/7) ... produced third career double-double after scoring a game-high 23 points on a season-best five 3-pointers and tying his career high of 10 rebounds vs. St. John's (1/5) ... tallied a game-high 18 points with two rebounds and two assists at Pitt (12/31) ... scored 12 points with four assists, three rebounds and one steal vs. New Mexico (12/27) ... tallied 15 points with a season-high six rebounds, four assists and two steals vs. Xavier (12/19) ... scored a team-high 14 points with four three-pointers at Marshall (12/15) ... dished out season-high nine assists and scored 20 points vs. Maryland Eastern Shore (12/8) ... scored eight points with a game-high four assists, three steals and one rebound vs. Arkansas Little-Rock (12/6) ... netted the game-winning buzzer-beater vs. Alabama (12/1), tallying eight points, one rebound, one assist and two steals ... scored game-high 17 points with season-best five 3-pointers, two steals and one assist vs. Oregon (11/24) ... totaled 14 points with three rebounds, a game-high five assists and three steals vs. Iowa State (11/23) ... scored a career-high 28 points vs. Campbell (11/20) and added five steals, two assists and one block ... produced 13 points with a season-high four steals, three boards and two assists vs. N.C. A&T (11/18) ... Scored 11 points with a game-high five assists in 22 minutes vs. Miss. Valley St. (11/13) ... scored a game-high 16 points on 6-of-10 shooting with four three-pointers to go with four rebounds and three assists against UT Martin (11/11).

**2011-12 Season (Junior):** Played in 37 games with 36 starts, averaging 31.2 minutes ... set the single-season record for steals with 74, ranking fourth in the BIG EAST and 35th in the nation with 2.00 steals per game ... ranked among BIG EAST leaders in assist-to-turnover ratio (seventh at 2.04-to-1) and assists (11th at 4.57 per game) ... led UC in assists in 29 games ... led UC in scoring in seven games ... reached double figures in scoring in 20 games ... posted four 20-point efforts ... poured in a team-high 18 points on 6-of-10 shooting with four three-pointers against Ohio State (3/22) in the NCAA tournament east region semifinal ... scored a game-high 16 points along with two steals vs. Louisville (3/10) in the BIG EAST Championship title game ... recorded 11 points, eight assists and five rebounds vs. Syracuse (3/9) in the BIG EAST Championship semifinal ... hit game-winning layup with six seconds remaining in double overtime to give UC a 72-70 win over Georgetown (3/8) in the quarterfinals of the BIG EAST Championship ... tallied nine points, five rebounds, six assists, no turnovers and a career-high seven steals at Villanova (3/3) ... tied a career-high with six three-pointers en route to a game-high 22 points with five rebounds and five assists against Louisville (2/23) ... recorded his lone double-double of the season with 12 points and a career-high 10 rebounds to go with four steals at St. John's (2/8) ... totaled a game-high 17 points with four assists and four rebounds vs. Syracuse (1/23) ... scored game-winning basket on a reverse layup with 8.8 seconds left against Oklahoma (12/29) ... netted a career-high six three-pointers and scored game-high 20 points with five assists vs. Arkansas-Pine Bluff (12/21) ... recorded career-high 25 points, with game-high six assists and two steals vs. Radford (12/17) ... scored game-high 23 points with four assists, two steals and six rebounds vs. Jacksonville State (11/15).

**Personal:** Full name is Cashmere A'keem Wright ... born Jan. 9, 1990 in Savannah, Ga. ... son of Gene and Patricia Wright ... has a brother, Antonio Wright ... has a daughter, Aubri Wright ... majoring in criminal justice.

## WRIGHT'S SEASON & CAREER HIGHS

2012-13 Season		Career
28 vs. Campbell, 11/20/12	Pts	28 vs. Campbell, 11/20/12
17 at Rutgers, 1/12/13	FG Atts	19 vs. Louisville, 2/23/12
9 vs. St. John's, 1/5/13	FG Made	10 vs. Radford, 12/17/11
10 vs. St. John's, 1/5/13	3PT-FG Atts	13 vs. Louisville, 2/23/12
5, 2x (last vs. St. John's, 1/5/13)	3PT-FG Made	6, 2x (last vs. Louisville, 2/23/12)
10 vs. St. John's, 1/5/13	Rebs	10 at St. John's, 2/8/12
9 vs. Maryland Eastern Shore, 12/8/12	Assts	11 at Providence, 2/19/11
5 vs. Campbell, 11/20/12	Stls	7 at Villanova, 3/3/12
1 vs. Campbell, 11/20/12	Blks	2 at Miami (Ohio), 12/21/10
34, 2x (last at Seton Hall, 2/2/13)	Mins	40 vs. Georgetown, 3/8/12

## WRIGHT'S MISCELLANEOUS STATISTICS

Category	2012-13	Career
Double-Figure Scoring Games	15	56
Double-Figure Rebounding Games	1	2
Double-Double Games	1	3
20-Point Scoring Games	5	12
Games Led UC in Scoring	7	22
Games Led UC in Rebounding	1	2
Games Led UC in Assists	11	74
Games With 3+ Assists	11	80
Games With 3+ Blocks	0	0
Games With 3+ Steals	5	21
Games With 3+ Three-Pointers	9	23

## GAME-BY-GAME STATISTICS

### 2012-13 (SENIOR SEASON)

Opponent	Date	gs	min	Total		3-Pointers		Free throws		Rebounds										
				fg-fga	pct	3fg-fga	pct	ft-fa	pct	off	def	tot	avg	pf	a	to	blk	stl	pts	avg
UT MARTIN	11/11/12	*	19	6-10	.600	4-7	.571	0-0	.000	0	4	4	4.0	2	3	3	0	0	16	16.0
MISS. VALLEY ST.	11/13/12	*	22	4-10	.400	3-7	.429	0-0	.000	0	0	0	2.0	0	5	1	0	1	11	13.5
NORTH CAROLINA A&T	11/18/12	*	18	4-10	.400	3-8	.375	2-4	.500	1	2	3	2.3	2	2	1	0	4	13	13.3
CAMPBELL	11/20/12	*	32	8-14	.571	4-6	.667	8-10	.800	0	1	1	2.0	0	2	4	1	5	28	17.0
vs Iowa State	11/23/12	*	32	5-13	.385	0-3	.000	4-4	1.000	0	3	3	2.2	1	5	2	0	3	14	16.4
vs Oregon	11/24/12	*	25	6-14	.429	5-9	.556	0-0	.000	0	1	1	2.0	0	1	3	0	2	17	16.5
ALABAMA	12/01/12	*	31	4-9	.444	0-2	.000	0-0	.000	1	0	1	1.9	3	1	4	0	2	8	15.3
UALR	12/6/12	*	20	4-10	.400	0-5	.000	0-0	.000	0	1	1	1.8	0	4	3	0	3	8	14.4
UMES	12/8/12	*	24	7-8	.875	6-7	.857	0-0	.000	0	4	4	2.0	2	9	1	0	1	20	15.0
at Marshall	12/15/12	*	32	5-13	.385	4-7	.571	0-0	.000	0	1	1	1.9	1	3	2	0	1	14	14.9
vs Xavier	12/19/12	*	32	5-11	.455	3-7	.429	2-2	1.000	2	4	6	2.3	2	4	1	0	2	15	14.9
WRIGHT STATE	12/22/12	*	32	1-8	.125	0-1	.000	4-7	.571	2	2	4	2.4	2	3	0	0	3	6	14.2
NEW MEXICO	12/27/12	*	27	4-6	.667	3-5	.600	1-1	1.000	0	3	3	2.5	3	4	2	0	1	12	14.0
at PITT	12/31/12	*	32	5-10	.500	2-7	.286	6-7	.857	0	2	2	2.4	3	2	2	0	0	18	14.3
ST. JOHN'S	1/5/13	*	34	9-16	.563	5-10	.500	0-0	.000	3	7	10	2.9	2	1	2	0	4	23	14.9
NOTRE DAME	1/7/13	*	32	1-5	.200	0-2	.000	3-4	.750	0	0	0	2.8	4	8	1	0	1	5	14.3
at Rutgers	1/12/13	*	33	6-17	.353	2-8	.250	9-10	.900	1	2	3	2.8	2	2	0	0	2	23	14.8
at DePaul	01-15-13	*	22	8-11	.727	2-3	.667	2-3	.667	0	2	2	2.7	1	7	2	0	20	15.1	
at Syracuse	1/21/13	*	29	2-13	.154	1-8	.125	0-0	.000	0	1	1	2.6	2	0	2	0	1	5	14.5
RUTGERS	1/30/13	*	20	1-6	.167	1-5	.200	3-4	.750	1	2	3	2.7	3	3	3	0	1	6	14.1
at Seton Hall	2/2/13	*	34	4-13	.308	2-8	.250	7-7	1.000	1	2	3	2.7	1	4	2	0	1	17	14.2
Totals		21	582	99-227	.436	50-125	.400	51-63	.810	13	43	56	2.7	36	73	41	1	38	299	14.2

## WRIGHT'S CAREER STATISTICS - ALL GAMES

			Total		3-Point		F-Throws		Rebounds										Scoring	
Season	gp-gs	min/avg	fg-fga	pct	fg-fga	pct	ft-fta	pct	off	def	tot	avg	pf	fo	ast	to	blk	stl	pts	avg
2009-10	34-11	628/18.5	64-180	.356	18-70	.257	38-64	.594	19	49	68	2.0	62	0	69	52	0	25	184	5.4
2010-11	35-34	889/25.4	98-236	.415	32-91	.352	84-113	.743	10	71	81	2.3	66	0	138	73	2	47	312	8.9
2011-12	37-36	1156/31.2	149-364	.409	63-170	.371	42-63	.667	28	112	140	3.8	81	3	169	83	2	74	403	10.9
2012-13	21-21	582/27.7	99-227	.436	50-125	.400	51-63	.810	13	43	56	2.7	36	0	73	41	1	38	299	14.2
TOTAL	127-102	3255/25.6	410-1007	.407	163-456	.357	215-303	.710	70	275	345	2.7	245	3	449	249	5	184	1198	9.4

PLAYER GAME-BY-GAME STATISTICS

1 - CASHMERE WRIGHT • G • 6-0 • 178 • R-SR. • SAVANNAH, GA.

2011-12 (JUNIOR SEASON)

Opponent	Date	gs	min	Total		3-Pointers		Free throws		Rebounds				pf	a	t/o	blk	stl	pts	avg	
				fg-fga	pct	3fg-3fga	pct	ft-fra	pct	off	def	tot	avg								
ALABAMA STATE	11/13/11	*	25	4-7	.571	2-5	.400	0-0	.000	0	3	3	3.0	1	3	4	0	0	10	10.0	
JACKSONVILLE STATE	11/15/11	*	33	9-14	.643	2-3	.667	3-4	.750	0	6	6	4.5	3	4	5	0	2	23	16.5	
PRESBYTERIAN	11/19/11	*	37	1-8	.125	0-5	.000	0-0	.000	1	1	2	3.7	2	2	3	0	1	2	11.7	
NORTHWESTERN STATE	11/21/11	*	27	4-5	.800	1-2	.500	0-0	.000	1	2	3	3.5	1	2	5	0	1	9	11.0	
MARSHALL	11/25/11	*	37	2-10	.200	0-1	.000	3-4	.750	1	1	2	3.2	3	10	0	1	4	7	10.2	
MIAMI (OHIO)	11/29/11	*	35	4-8	.500	1-3	.333	0-1	.000	0	0	0	2.7	0	7	2	0	2	9	10.0	
at Georgia	12/02/11	*	33	2-6	.333	1-2	.500	0-0	.000	1	6	7	3.3	1	5	4	0	2	5	9.3	
at Xavier	12/10/11	*	30	1-8	.125	0-3	.000	2-2	1.000	1	4	5	3.5	5	2	2	0	0	4	8.6	
at Wright State	12/14/11	*	37	5-10	.500	2-7	.286	0-2	.000	0	4	4	3.6	2	8	3	0	0	12	9.0	
RADFORD	12/17/11	*	27	10-16	.625	4-9	.444	1-2	.500	0	5	5	3.7	1	6	0	0	2	25	10.6	
ARKANSAS-PINE BLUFF	12/21/11	*	26	6-12	.500	6-10	.600	2-2	1.000	0	3	3	3.6	1	5	0	0	1	20	11.5	
CHICAGO STATE	12/23/11	*	23	5-7	.714	4-5	.800	0-0	.000	0	3	3	3.6	1	7	1	0	1	14	11.7	
vs Oklahoma	12/29/11	*	34	3-14	.214	0-4	.000	2-3	.667	0	2	2	3.5	2	5	1	0	2	8	11.4	
at Pittsburgh	01/01/12	*	33	3-10	.300	1-5	.200	0-0	.000	1	0	1	3.3	1	7	1	0	4	7	11.1	
NOTRE DAME	01/04/12	*	27	4-9	.444	0-2	.000	1-3	.333	0	2	2	3.2	3	5	1	0	5	9	10.9	
ST. JOHNS	01/07/12	*	26	3-11	.273	2-6	.333	0-0	.000	3	1	4	3.3	2	0	2	0	0	8	10.8	
at Georgetown	01/09/12	*	26	0-6	.000	0-1	.000	2-2	1.000	0	3	3	3.2	4	4	3	0	1	2	10.2	
VILLANOVA	01/14/12	*	36	2-14	.143	2-6	.333	5-8	.625	0	6	6	3.4	4	5	2	0	6	11	10.3	
at Connecticut	01/18/12	*	29	5-6	.833	3-4	.750	0-0	.000	1	0	1	3.3	2	5	4	0	1	13	10.4	
at West Virginia	01/21/12	*	39	6-14	.429	3-5	.600	2-2	1.000	2	5	7	3.5	1	4	2	1	2	17	10.8	
SYRACUSE	01/23/12	*	32	6-13	.462	5-9	.556	0-0	.000	2	2	4	3.5	2	4	2	0	0	17	11.0	
at Rutgers	01/28/12	*	34	1-7	.143	1-2	.500	0-0	.000	1	3	4	3.5	4	6	2	0	1	3	10.7	
DEPAUL	02/04/12	*	26	4-13	.308	1-4	.250	2-2	1.000	0	2	2	3.4	3	4	0	0	3	11	10.7	
at St. John's	2/8/12	*	27	6-9	.667	0-2	.000	0-1	.000	3	7	10	3.7	1	3	4	0	4	12	10.8	
at Marquette	2/11/12	*	34	4-11	.364	1-4	.250	5-6	.833	1	2	3	3.7	2	5	4	0	2	14	10.9	
PROVIDENCE	2/15/12	*	29	3-6	.500	0-2	.000	3-7	.429	3	2	5	3.7	1	5	1	0	2	9	10.8	
SETON HALL	02/18/12	*	28	4-6	.667	3-4	.750	2-2	1.000	1	1	2	3.7	0	4	0	4	1	13	10.9	
LOUISVILLE	02/23/12	*	32	8-19	.421	6-13	.462	0-1	.000	2	3	5	3.7	2	5	1	0	1	22	11.3	
at USF	2/26/12	*	31	3-5	.600	1-2	.500	0-0	.000	0	3	3	3.7	2	3	1	0	1	7	11.1	
MARQUETTE	02/29/12	*	35	0-7	.000	0-5	.000	0-0	.000	0	3	3	3.7	3	4	2	0	2	0	10.8	
at Villanova	03/03/12	*	27	3-9	.333	1-5	.200	2-2	1.000	0	5	5	3.7	1	6	0	0	7	9	10.7	
vs GEORGETOWN	3/8/12	*	40	5-11	.455	0-3	.000	0-1	.000	1	2	3	3.7	1	4	1	0	5	10	10.7	
vs Syracuse	3/9/12	*	38	4-11	.364	3-9	.333	0-0	.000	0	5	5	3.7	5	8	5	0	1	11	10.7	
vs Louisville	3/10/12	*	30	7-12	.583	2-4	.500	0-0	.000	1	1	2	3.7	2	2	5	0	2	16	10.9	
vs Texas	3/16/12	*	26	4-8	.500	1-4	.250	2-2	1.000	0	6	6	3.7	3	5	1	0	0	11	10.9	
vs Florida State	3/18/12	*	33	2-10	.200	0-4	.000	1-2	.500	0	5	5	3.8	2	6	2	0	5	5	10.7	
vs Ohio State	3/22/12	*	34	6-12	.500	4-6	.667	2-2	1.000	1	3	4	3.8	5	3	3	0	0	18	10.9	
Totals			36	1156	149-364	409	63-170	371	42-63	.667	28	112	140	3.8	81	169	83	2	74	403	10.9

2010-11 (SOPHOMORE SEASON)

Opponent	Date	gs	min	Total		3-Pointers		Free throws		Rebounds				pf	a	t/o	blk	stl	pts	avg
				fg-fga	pct	3fg-fga	pct	ft-fra	pct	off	def	tot	avg							
MOUNT ST. MARY'S	11/15/10	*	22	1-4	.250	0-1	.000	1-6	.167	0	2	2	2.0	1	4	5	0	3	3	3.0
IPFW	11/20/10	*	31	3-7	.429	0-3	.000	2-5	.400	0	1	1	1.5	3	4	2	0	4	8	5.5
FLORIDA A&M	11/22/10	*	31	5-12	.417	4-8	.500	4-5	.800	0	4	4	2.3	1	8	0	0	2	18	9.7
SAVANNAH STATE	11/24/10	*	33	3-7	.429	1-2	.500	4-4	1.000	0	3	3	2.5	2	3	4	0	1	11	10.0
vs Dayton	11/27/10	*	20	2-5	.400	0-2	.000	2-2	1.000	0	3	3	2.6	0	5	1	0	1	6	9.2
WRIGHT STATE	12/01/10	*	21	4-7	.571	0-1	.000	2-2	1.000	0	1	1	2.3	0	3	0	0	1	10	9.3
at TOLEDO	12/04/10	*	17	4-6	.667	0-0	.000	2-2	1.000	0	1	1	2.1	0	4	2	0	1	10	9.4
UTAH VALLEY	12/11/10	*	26	5-10	.500	5-9	.556	0-0	.000	0	4	4	2.4	3	2	0	0	4	15	10.1
GEORGIA SOUTHERN	12/14/10	*	19	3-4	.750	1-1	1.000	2-2	1.000	0	3	3	2.4	2	7	2	0	1	9	10.0
at Oklahoma	12/18/10	*	26	3-7	.429	2-3	.667	4-4	1.000	1	2	3	2.5	3	2	3	0	0	12	10.2
at Miami	12/21/10	*	32	5-8	.625	1-2	.500	1-2	.500	0	2	2	2.5	2	3	3	2	3	12	10.4
ST. FRANCIS (PA.)	12/23/10	*	3	2-2	1.000	1-1	1.000	1-2	.500	0	0	0	2.3	0	1	0	0	3	6	10.0
DEPAUL UNIVERSITY	12/28/10	*	16	2-8	.250	0-3	.000	0-0	.000	1	1	2	2.2	2	4	0	0	1	4	9.5
SETON HALL	12/31/10	*	21	1-6	.167	0-3	.000	4-4	1.000	0	3	3	2.3	1	4	1	0	2	6	9.3
XAVIER UNIVERSITY	01/06/11	*	27	1-5	.200	0-1	.000	8-8	1.000	0	2	2	2.3	3	4	2	0	1	10	9.3
at Villanova	01/09/11	*	22	0-3	.000	0-1	.000	7-10	.700	0	1	1	2.2	2	0	3	0	0	7	9.2
USF	01/12/11	*	30	1-7	.143	1-4	.250	8-10	.800	0	3	3	2.2	4	5	1	0	0	11	9.3
at Syracuse	1/15/11	*	24	2-5	.400	2-4	.500	0-0	.000	1	0	1	2.2	2	4	1	0	1	6	9.1
at Notre Dame	1-19-11	*	23	3-7	.429	1-3	.333	0-0	.000	0	3	3	2.2	3	6	1	0	0	7	9.0
at St. John's	01/22/11	*	33	4-6	.667	2-3	.667	0-0	.000	2	1	3	2.3	3	4	8	0	0	10	9.1
RUTGERS	01/26/11	*	26	0-0	.000	0-0	.000	2-4	.500	0	0	0	2.1	1	4	2	0	1	2	8.7
WEST VIRGINIA	01/29/11	*	17	9-13	.692	4-6	.667	2-4	.500	1	2	3	2.2	4	1	2	0	1	24	9.4
at PITT	02/05/11	*	26	1-6	.167	0-1	.000	4-6	.667	0	4	4	2.3	3	3	4	0	1	6	9.3
at DePaul University	02-08-11	*	28	4-7	.571	1-1	1.000	1-1	1.000	0	2	2	2.3	0	5	2	0	1	10	9.3
ST. JOHNS	02/13/11	*	31	2-5	.400	1-3	.333	0-0	.000	0	1	1	2.2	2	2	2	0	0	5	9.1
LOUISVILLE	02/16/11	*	29	7-15	.467	2-6	.333	4-5	.800	1	2	3	2.2	2	2	2	0	2	20	9.5
at Providence College	2/19/11	*	37	3-8	.375	0-2	.000	5-6	.833	0	4	4	2.3	1	11	3	0	1	11	9.6
at Georgetown	02/23/11	*	31	2-7	.286	0-2	.000	2-3	.667	1	4	5	2.4	1	2	2	0	3	6	9.5
CONNECTICUT	02/27/11	*	24	0-5	.000	0-2	.000	3-4	.750	1	2	3	2.4	3	4	3	0	2	3	9.2
at Marquette	3/2/11	*	34	6-9	.667	2-4	.500	1-3	.333	1	1	2	2.4	3	5	2	0	1	15	9.4
GEORGETOWN	03/05/11	*	25	2-7	.286	0-4	.000	2-2	1.000	0	2	2	2.4	1	4	2	0	1	6	9.3
vs USF	3/9/2011	*	26	0-5	.000	0-2	.000	2-2	1.000	0	3	3	2.4	3	3	3	0	1	2	9.1
vs Notre Dame	03/10/11	*	16	1-2	.500	0-0	.000	0-0	.000	0	1	1	2.4	0	2	0	0	0	2	8.9
vs Missouri	03/17/11	*	32	4-11	.364	1-2	.500	2-2	1.000	0	1	1	2.3	2	7	3	0	1	11	8.9
vs Connecticut	03/19/11	*	30	3-10	.300	0-1	.000	8-13	.667	0	2	2	2.3	3	6	2	0	2	8	8.9
Totals			34	889	98-236	.415	32-91	.352	84-173	.743	10	71	81	23	66	138	7.3	2.47	312	8.9

**JR.-TR. • F • 6-7 • 207**  
DALLAS, TEXAS  
BLINN COLLEGE (TEXAS)

**2**

**Noting Rubles:** Since joining the Bearcats this summer has changed his body composition, dropping three percent of his body fat - the biggest change of any player on the team .. has a standing reach of 8-7 and 6-10 wingspan.

**Prior to Cincinnati:** Considered by Jucoljunction.com to be the No. 2 prospect in the country in the junior college ranks ... Attended Blinn College, a community college in Brenham, Texas, for the 2011-12 campaign ... earned NJCAA All-America honorable mention honors after averaging 14.5 points and a team-high 9.8 rebounds during the 2011-12 season ... shot 50 percent from the field, 72 percent from the free-throw line and swiped 51 steals ... tabbed a First Team All-Region XIV selection and all-conference honoree while leading the Buccaneers to a 27-7 record and the school's first appearance in the Region XIV Tournament title game - one game shy of competing in the NJCAA National Championship ... named a Region XIV All-Tournament first team selection after averaging 11.5 points and a tournament-best 12.3 rebounds during the tournament ... attended Independence Community College in Independence, Kan., during the 2010-11 season ... earned freshman of the year, first team All-Jayhawk Conference honors and first team all-region accolades while averaging 20.3 points and 12.3 rebounds ... prior to his stay at Independence, attended God's Academy in Grand Prairie, Texas for the 2008-09 and 2009-10 seasons ... became the all-time leading rebounder, grabbing more than 600 boards ... averaged 16.8 points, 13.6 rebounds and 4.7 blocks during the 2009-10 season.

**Personal:** Titus Ocean Rubles ... born Aug. 9, 1991 in Dallas, Texas ... son of Barbara Rubles and Hosie Perkins ... has four brothers: Calvin, Sidney, Darrius and Nunu and one sister: Ashley ... majoring in criminal justice.


2012-13 Season		Career
14 vs. St. John's, 1/5/13	Pts	14 vs. St. John's, 1/5/12
14 vs. Alabama, 12/1/12	FG Atts	14 vs. Alabama, 12/1/12
5, 2x (last vs. Wright State, 12/22/12)	FG Made	5, 2x (last vs. Wright State, 12/22/12)
6 vs. St. John's, 1/5/13	3PT-FG Atts	6 vs. St. John's, 1/5/12
3 vs. St. John's, 1/5/13	3PT-FG Made	3 vs. St. John's, 1/5/12
11 at Rutgers, 1/12/13	Rebs	11 at Rutgers, 1/12/13
5, 3x (last vs. Syracuse 1/19/13)	Assts	5, 3x (last vs. Syracuse 1/19/13)
4 vs. N.C. A&T, 11/18/12	Stls	4 vs. N.C. A&T, 11/18/12
2, 2x (last vs. Marquette, 1/19/13)	Blks	2, 2x (last vs. Marquette, 1/19/13)
35 vs. Marquette, 1/19/13	Mins	35 vs. Marquette, 1/19/13

Category	2012-13	Career
Double-Figure Scoring Games	6	6
Double-Figure Rebounding Games	3	3
Double-Double Games	1	1
20-Point Scoring Games	0	0
Games Led UC in Scoring	0	0
Games Led UC in Rebounding	8	8
Games Led UC in Assists	4	4
Games With 3+ Assists	7	7
Games With 3+ Blocks	0	0
Games With 3+ Steals	3	3
Games With 3+ Three-Pointers	1	1

### 2012-13 (JUNIOR SEASON)

Opponent	Date	gs		Total		3-Pointers		Free throws		Rebounds										
		min	pts	fg	pts	3pt	pts	off	def	tot	avg	pf	a	to	blk	stl	pts	avg		
UT MARTIN	11/11/12	16	3-6	500	0-1	000	2-4	500	3	4	7	0	1	4	3	0	8	8.0		
MISS. VALLEY ST.	11/13/12	20	3-6	500	1-2	500	1-3	333	0	7	7	0	0	5	0	2	0	8.0		
NORTH CAROLINA A&T	11/18/12	18	2-5	400	0-1	000	2-4	500	0	3	7	5	7	3	2	1	0	4	6	
CAMPBELL	11/20/12	19	2-3	667	0-1	000	1-2	500	1	5	6	5	8	4	3	2	0	5	6.8	
vs Iowa State	11/23/12	27	4-10	400	0-4	000	2-3	667	0	5	5	5	6	3	0	2	1	1	10	7.4
vs Oregon	11/24/12	17	5-9	556	0-1	000	3-3	1000	2	2	4	5	3	4	1	4	0	0	13	8.3
ALABAMA	12/01/12	25	4-14	286	0-2	000	2-2	1000	0	2	5	3	5	1	1	1	0	3	10	8.6
UALR	12/6/12	17	2-7	286	0-0	000	2-2	1000	0	2	2	4	9	3	2	1	0	2	6	8.3
UMES	12/8/12	18	2-6	333	0-3	000	3-4	750	3	7	10	5	4	1	4	2	0	1	7	8.1
at Marshall	12/15/12	17	0-5	000	0-0	000	2-2	1000	2	6	8	5	7	3	2	2	0	3	2	7.5
vs Xavier	12/19/12	24	1-7	143	0-4	000	0-0	000	3	6	9	6	0	2	1	2	1	0	2	7.0
WRIGHT STATE	12/22/12	21	5-10	500	0-1	000	1-3	333	3	6	9	6	3	4	3	4	0	2	11	7.3
NEW MEXICO	12/27/12	15	1-6	167	0-1	000	0-0	000	0	2	2	5	9	0	1	3	0	0	2	6.9
at PITT	12/31/12	16	1-3	333	0-0	000	3-3	1000	2	2	4	5	8	3	3	1	0	0	5	6.8
ST. JOHN'S	1/5/13	22	4-8	500	3-6	500	3-6	500	0	3	3	5	6	2	2	2	0	0	14	7.3
NOTRE DAME	1/17/13	* 25	19-111	0-3	000	0-0	000	000	1	6	7	5	7	2	5	1	0	0	2	6.9
at Rutgers	1/25/13	* 26	25-40	0-1	000	3-6	500	2	9	11	6	0	0	2	0	3	1	1	7	6.9
at Palu	01/18/13	* 31	1-1	000	0-1	000	2-4	500	1	2	3	5	8	4	1	0	1	0	1	6.7
MARQUETTE	1/19/13	* 36	18-121	0-3	000	1-3	333	833	4	16	6	1	6	1	2	0	2	1	12	6.9
at Syracuse	1/21/13	* 30	5-5	400	0-1	000	1-1	1000	5	1	6	6	1	5	1	0	0	0	6	6.5
at Rutgers	1/30/13	* 18	1-1	1000	0-0	000	4-6	667	1	3	4	6	0	1	2	1	0	1	6	6.5
at Seton Hall	2/2/13	20	0-1	000	0-0	000	2-2	1000	0	5	6	6	0	2	1	1	0	1	2	6.6
Totals		5	467	46-135	341	4-36	111	49-72	681	36	95	131	60	48	50	41	7	72	145	6.6

			Total		3-Point		F-Throws		Rebounds											Scoring	
Season	gp-gs	min/avg	fg-fga	pct	fg-fga	pct	ft-fta	pct	off	def	tot	avg	pf	fo	ast	to	blk	stl	pts	avg	
2012-13	22-5	467/21.2	46-135	.341	4-36	.111	49-72	.681	36	95	131	6.0	48	0	50	41	7	22	145	6.6	
TOTAL	22-5	467/21.2	46-135	.341	4-36	.111	49-72	.681	36	95	131	6.0	48	0	50	41	7	22	145	6.6	



## SHAQUILLE THOMAS

**R-FR. • F • 6-7 • 187**  
 PATERSON, N.J.  
 NIA PREP SCHOOL

# 3

**Noting Thomas:** Has gained 15 pounds since the summer and increased his no-step vertical by four inches ... nephew of long-time NBA veteran Tim Thomas ... his sister Essence Carson is a forward/guard for the WNBA's New York Liberty ... has a standing reach of 8-9.

**2012-13 Season (R-Freshman):** Grabbed two rebounds in 12 minutes vs. No. 25 Marquette (1/19) ... had five points with three rebounds, two assists and one block in career-high 24 minutes vs. No. 17/15 Notre Dame (1/7) ... totaled three rebounds and two points in seven minutes at Pitt (12/31) ... had five points with two steals and one rebound vs. New Mexico (12/27) ... posted eight points with three rebounds and two assists in 13 minutes at Marshall (12/15) ... had career highs in points (11) and rebounds (7) with three assists vs. Maryland Eastern Shore (12/8) ... scored two points with three rebounds and two steals vs. Arkansas Little-Rock (12/6) ... produced four points, three rebounds and two steals vs. Oregon (11/24) ... saw one minute of action vs. Iowa State (11/23) ... grabbed two rebounds with one assist, one steal and one block vs. Campbell (11/20) ... tallied six points, four rebounds and three assists vs. N.C. A&T (11/18) ... totaled six points with four rebounds to go with two assists in 11 minutes against Miss. Valley St. (11/13) ... scored three points to go with a rebound in his UC debut against UT Martin (11/11).

**2011-12 Season:** Redshirted.

**Prior to Cincinnati:** Played two seasons at NIA Prep in Newark, N.J., averaging 28 points and eight assists in 2010-2011 ... tabbed a four-star prospect by Rivals.com and Scout.com ... listed as the 81st-best player overall nationally by Rivals.com ... tabbed the 20th-best small forward in the country by Scout.com ... chose to attend Cincinnati over Syracuse, Boston College and Xavier.

**Personal:** Shaquille Jamar Thomas ... born March 25, 1992 in Paterson, N.J. ... son of Amanda Thomas and Joseph Carson ... has a brother, Isaiah, and sister, Essence Carson ... majoring in criminal justice.

## THOMAS' SEASON & CAREER HIGHS

2012-13 Season		Career
11 vs. Maryland Eastern Shore, 12/8/12	Pts	11 vs. Maryland Eastern Shore, 12/8/12
8 vs. Maryland Eastern Shore, 12/8/12	FG Atts	8 vs. Maryland Eastern Shore, 12/8/12
4 vs. Maryland Eastern Shore, 12/8/12	FG Made	4 vs. Maryland Eastern Shore, 12/8/12
1, 3x (last vs. Notre Dame, 1/7/13)	3PT-FG Atts	1, 3x (last vs. Notre Dame, 1/7/13)
1, 2x (last vs. Notre Dame, 1/7/13)	3PT-FG Made	1, 2x (last vs. Notre Dame, 1/7/13)
7 vs. Maryland Eastern Shore, 12/8/12	Rebs	7 vs. Maryland Eastern Shore, 12/8/12
3, 2x (last vs. Maryland Eastern Shore, 12/8/12)	Assts	3, 2x (last vs. Maryland E. Shore, 12/8/12)
2, 3x (last vs. New Mexico, 12/27/12)	Stls	2, 3x (last vs. New Mexico, 12/27/12)
1, 3x (last vs. Notre Dame, 1/7/13)	Blks	1, 3x (last vs. Notre Dame, 1/7/13)
24 vs. Notre Dame, 1/7/13	Mins	24 vs. Notre Dame, 1/7/13

## THOMAS' MISCELLANEOUS STATISTICS

Category	2012-13	Career
Double-Figure Scoring Games	1	1
Double-Figure Rebounding Games	0	0
Double-Double Games	0	0
20-Point Scoring Games	0	0
Games Led UC in Scoring	0	0
Games Led UC in Rebounding	0	0
Games Led UC in Assists	0	0
Games With 3+ Assists	2	2
Games With 3+ Blocks	0	0
Games With 3+ Steals	0	0
Games With 3+ Three-Pointers	0	0

## GAME-BY-GAME STATISTICS

### 2012-13 (FRESHMAN SEASON)

Opponent	Date	gs	min	Total	fg-fga	pct	3fg-fga	pct	Free throws	ft-fa	pct	Rebounds	off	def	tot	avg	pf	a	t/o	blk	stl	pts	avg
UT MARTIN	11/11/12	12	1-4	.250	0-0	.000	1-2	.500	0	1	1.0	1	0	1	0	0	3	3.0					
MISS. VALLEY ST.	11/13/12	11	3-3	1.000	0-0	.000	0-0	.000	2	2	4	2.5	0	2	2	0	0	6	4.5				
NORTH CAROLINA A&T	11/18/12	20	3-8	.375	0-1	.000	0-0	.000	1	3	4	3.0	1	3	2	0	0	6	5.0				
CAMPBELL	11/20/12	6	0-0	.000	0-0	.000	0-0	.000	0	2	2	2.8	0	1	0	1	1	0	3.8				
vs Iowa State	11/23/12	1	0-0	.000	0-0	.000	0-0	.000	0	0	0	2.2	0	0	0	0	0	0	3.0				
vs Oregon	11/24/12	9	1-3	.333	0-0	.000	2-3	.667	2	1	3	2.3	1	0	0	0	2	4	3.2				
UALR	12/6/12	12	1-4	.250	0-1	.000	0-0	.000	1	2	3	2.4	1	0	0	0	2	2	3.0				
UMES	12/8/12	22	4-8	.500	0-1	.000	3-4	.750	3	4	7	3.0	0	3	0	0	1	11	4.0				
at Marshall	12/15/12	13	3-4	.750	0-0	.000	2-4	.500	2	1	3	3.0	3	2	1	1	0	8	4.4				
vs Xavier	12/19/12	10	1-2	.500	0-0	.000	0-0	.000	2	0	2	2.9	0	0	2	0	2	0	4.2				
WRIGHT STATE	12/22/12	12	0-3	.000	0-0	.000	1-2	.500	1	1	2	2.8	0	0	0	0	0	1	3.9				
NEW MEXICO	12/27/12	18	2-5	.400	1-1	1.000	0-0	.000	1	0	1	2.7	0	0	1	0	2	5	4.0				
at PITT	12/31/12	7	1-2	.500	0-0	.000	0-2	.000	2	1	3	2.7	0	0	2	0	0	2	3.8				
ST. JOHN'S	1/5/13	7	0-1	.000	0-0	.000	0-0	.000	1	0	1	2.6	0	0	0	0	0	0	3.6				
NOTRE DAME	1/7/13	24	2-6	.333	1-2	.500	0-0	.000	1	2	3	2.6	1	2	0	1	0	5	3.7				
at Rutgers	1/12/13	4	0-0	.000	0-0	.000	0-0	.000	0	0	0	2.4	0	0	0	0	1	0	3.4				
at DePaul	01-15-13	10	2-3	.667	0-0	.000	0-0	.000	0	0	0	2.3	0	0	1	0	0	4	3.5				
MARQUETTE	1/19/13	12	0-0	.000	0-0	.000	0-0	.000	0	2	2	2.3	1	0	0	0	0	0	3.3				
at Syracuse	1/21/13	3	0-1	.000	0-0	.000	0-0	.000	0	0	0	2.2	0	0	0	0	0	0	3.1				
RUTGERS	1/30/13	5	0-1	.000	0-0	.000	0-0	.000	0	0	0	2.1	0	0	0	0	0	0	3.0				
at Seton Hall	2/2/13	5	0-1	.000	0-0	.000	0-0	.000	0	1	1	2.0	2	0	0	0	0	0	2.8				
Totals		0	223	24-99	.407	2-6	.333	9-17	.529	19	23	42	2.0	11	13	12	3	9	59	2.8			

## THOMAS' CAREER STATISTICS - ALL GAMES

			Total		3-Point		F-Throws		Rebounds											Scoring	
Season	gp-gs	min/avg	fg-fga	pct	fg-fga	pct	ft-fa	pct	off	def	tot	avg	pf	fo	ast	to	blk	stl	pts	avg	
2012-13	21-0	223/10.6	24-59	.407	2-6	.333	9-17	.529	19	23	42	2.0	11	0	13	12	3	9	59	2.8	
TOTAL	21-0	223/10.6	24-59	.407	2-6	.333	9-17	.529	19	23	42	2.0	11	0	13	12	3	9	59	2.8	





# JUSTIN JACKSON

JR. • F • 6-8 • 213

COCOA BEACH, FLA.

ARLINGTON COUNTRY DAY

# 5

**Noting Jackson:** Has only six percent body fat ... owns a standing reach of 8-11.

**2012-13 Season (Junior):** Totaled a season-best six blocks and a game-high seven rebounds with six points and three assists vs. Rutgers (1/30) ... produced four points, three rebounds and one block vs. No. 25 Marquette (1/19) ... hauled in eight rebounds and scored six points with one assist at Rutgers (1/12) ... grabbed eight rebounds with three steals, one block and one assist vs. New Mexico (12/27) ... had nine points, seven rebounds and two blocks vs. Wright State (12/22) ... recorded five rebounds, two assists and one steal vs. Xavier (12/19) ... tallied 10 points on 5 of 6 shooting with three steals at Marshall (12/15) ... scored a season-high nine points with seven rebounds, two assists, three blocks and one steal vs. Maryland Eastern Shore (12/8) ... recorded a career-high four steals and added seven points with four rebounds and a team-best four assists vs. Arkansas Little-Rock (12/6) ... blocked a season-high four shots and secured two boards with one assist and one steal vs. Alabama (12/1) ... grabbed five rebounds, scored two points and dished out a career-high-tying four assists with one block and one steal vs. Oregon (11/24) ... hauled in team-best six rebounds and scored four points with game-high three blocks and one steal vs. Iowa State (11/23) ... produced season-best three blocks with six rebounds, two points and one assist vs. Campbell (11/20) ... totaled six points, seven boards, three assists and a career-high-tying three steals vs. N.C. A&T (11/18) ... grabbed a game-high eight rebounds to go with five points againsts Miss. Valley St. (11/13) ... scored seven points and grabbed a career-high 11 rebounds in the season opener against UT Martin (11/11).

**2011-12 Season (Sophomore):** Played in 37 games with 20 starts, averaging 21.1 minutes ... led UC with 61 blocks and ranked fifth in the BIG EAST, averaging 1.7 blocks per game ... recorded a career-high seven blocks against Marquette (2/29) ... rejected at least three shots in 10 games during the season ... shot 52.0 percent from the field (77-of-148) ... scored in double figures in four games ... led UC in rebounding in five games ... handed out three or more assists in six games ... tallied eight points, six rebounds and four blocks against Ohio State (3/22) in the NCAA tournament east region semifinal ... recorded six blocks and three rebounds vs. Louisville (3/10) ... tallied eight points, seven rebounds, two steals and a block at USF (2/26) ... handed out a career-high four assists against Seton Hall (2/18) ... posted 10 points on 4-of-8 shooting with a league season-high eight rebounds in 16 minutes at Marquette (2/11) ... scored a career-high 14 points on 5-of-5 shooting to go with two blocks and two steals against DePaul (2/4) ... netted 11 points vs. Chicago State (12/23) ... scored 11 points with eight rebounds and three blocks at Wright State (12/14).

**Personal:** Full name is Justin LeShayne Jackson ... born Oct. 13, 1990 ... son of Shannan and Larry Jackson ... has two brothers, LaTray Green and Corbin Jackson, and a sister, Shaulya Murray ... majoring in criminal justice.

## JACKSON'S SEASON & CAREER HIGHS

2012-13 Season	Career	
10 at Marshall, 12/15/12	Pts	14 vs. DePaul, 2/4/12
10 vs. Wright State, 12/22/12	FG Atts	10 vs. Wright State, 12/22/12
5 at Marshall, 12/15/12	FG Made	3, 3x (last vs. N.C. A&T, 11/18/12)
2 vs. Alabama, 12/1/12	3PT-FG Atts	2, 3x (last vs. Alabama, 12/1/12)
1 vs. Maryland Eastern Shore, 12/8/12	3PT-FG Made	1, 2x (last vs. Maryland E. Shore, 12/8/12)
11 vs. UT Martin, 11/11/12	Rebs	11 vs. UT Martin, 11/11/12
4, 3x (last at Seton Hall, 2/2/13)	Assts	4, 4x (last at Seton Hall, 2/2/13)
4 vs. Arkansas Little-Rock, 12/6/12	Stls	4 vs. Arkansas Little-Rock, 12/6/12
6 vs. Rutgers, 1/30/13	Blks	7 vs. Marquette, 2/29/12
29 vs. Arkansas Little-Rock, 12/6/12	Mins	35 vs. Miami (Ohio), 11/29/11

## JACKSON'S MISCELLANEOUS STATISTICS

Category	2012-13	Career
Double-Figure Scoring Games	1	5
Double-Figure Rebounding Games	1	1
Double-Double Games	0	0
20-Point Scoring Games	0	0
Games Led UC in Scoring	0	0
Games Led UC in Rebounding	5	11
Games Led UC in Assists	3	5
Games With 3+ Assists	6	13
Games With 3+ Blocks	5	15
Games With 3+ Steals	5	9
Games With 3+ Three-Pointers	0	0

## GAME-BY-GAME STATISTICS

### 2012-13 (JUNIOR SEASON)

Opponent	Date	gs	min	Total		3-Pointers		Free throws		Rebounds				pf	a	t/o	blk	stl	pts	avg	
				fg-fga	pct	3fg-fga	pct	ft-fa	pct	off	def	tot	avg								
UT MARTIN	11/11/12	*	24	3-6	.500	0-1	.000	1-4	.250	3	8	11	11.0	2	2	5	1	2	7	7.0	
MISS. VALLEY ST.	11/13/12	*	15	2-3	.667	0-0	.000	1-2	.500	1	7	8	9.5	4	0	3	0	0	5	6.0	
NORTH CAROLINA A&T	11/18/12	*	16	3-6	.500	0-0	.000	0-0	.000	4	3	7	8.7	1	3	2	0	3	6	6.0	
CAMPBELL	11/20/12	*	13	1-4	.250	0-1	.000	0-0	.000	1	5	6	8.0	4	1	3	3	0	2	5.0	
vs Iowa State	11/23/12	*	17	2-5	.400	0-1	.000	0-0	.000	2	4	6	7.6	4	0	0	3	1	4	4.8	
vs Oregon	11/24/12	*	24	0-2	.000	0-0	.000	2-2	1.000	2	3	5	7.2	4	4	1	1	1	2	4.3	
ALABAMA	12/01/12	*	15	0-3	.000	0-2	.000	0-0	.000	0	2	2	6.4	1	1	1	4	1	0	3.7	
UALR	12/6/12	*	29	3-5	.600	0-1	.000	1-4	.250	2	2	4	6.1	1	4	1	0	4	7	4.1	
UMES	12/8/12	*	22	4-8	.500	1-2	.500	0-0	.000	2	5	7	6.2	0	2	3	3	1	9	4.7	
at Marshall	12/15/12	*	20	5-6	.833	0-0	.000	0-0	.000	1	0	1	5.7	3	3	1	0	3	10	5.2	
vs Xavier	12/19/12	*	18	0-0	.000	0-0	.000	0-0	.000	0	5	5	5.6	5	2	1	0	1	0	4.7	
WRIGHT STATE	12/22/12	*	26	4-10	.400	0-3	.000	1-2	.500	3	4	7	5.8	1	1	3	2	0	9	5.1	
NEW MEXICO	12/27/12	*	21	0-6	.000	0-0	.000	0-0	.000	3	5	8	5.9	0	1	0	1	3	0	4.7	
at PITT	12/31/12	*	20	1-3	.333	0-0	.000	2-2	1.000	1	2	3	5.7	2	0	0	1	1	4	4.6	
ST. JOHN'S	1/5/13	*	16	0-2	.000	0-0	.000	0-0	.000	0	1	1	5.4	4	0	2	0	0	0	4.3	
at Rutgers	1/12/13	24	2-4	.500	0-0	.000	.000	2-4	.500	4	4	8	5.6	2	1	0	2	0	6	4.4	
at DePaul	01-15-13	12	0-0	.000	0-0	.000	.000	2-2	1.000	1	3	4	5.5	3	1	2	1	0	2	4.3	
MARQUETTE	1/19/13	16	2-3	.667	0-0	.000	0-1	.000	1	2	3	5.3	5	0	1	1	0	4	4.3		
at Syracuse	1/21/13	14	1-3	.333	0-0	.000	.000	2-2	1.000	1	4	5	5.3	0	1	1	0	0	4	4.3	
RUTGERS	1/30/13	*	26	3-8	.375	0-0	.000	1-2	.500	4	3	7	5.4	2	3	3	6	1	7	4.4	
at Seton Hall	2/2/13	*	20	1-1	1.000	0-0	.000	1-2	.500	2	3	5	5.4	1	4	2	1	3	3	4.3	
Totals			17	408	37-88	.420	1-11	.091	16-29	.552	38	75	113	5.4	49	34	35	30	25	91	4.3

## JACKSON'S CAREER STATISTICS - ALL GAMES

			Total		3-Point		F-Throws		Rebounds											Scoring	
Season	gp-gs	min/avg	fg-fga	pct	fg-fga	pct	ft-fa	pct	off	def	tot	avg	pf	fo	ast	to	blk	stl	pts	avg	
2010-11	35-0	452/12.9	39-74	.527	1-3	.333	10-33	.303	30	58	88	2.5	71	2	24	36	18	26	89	2.5	
2011-12	37-20	780/21.1	77-148	.520	0-7	.000	34-65	.523	72	84	156	4.2	116	7	39	55	61	33	188	5.1	
2012-13	21-17	408/19.4	37-88	.420	1-11	.091	16-29	.552	38	75	113	5.4	49	2	34	35	30	25	91	4.3	
TOTAL	93-37	1640/17.6	153-310	.494	2-21	.095	60-127	.472	140	217	357	3.8	236	11	97	126	109	84	368	4.0	

PLAYER GAME-BY-GAME STATISTICS


5 - JUSTIN JACKSON • F • 6-8 • 213 • JR. • COCOA BEACH, FLA.

2011-12 (SOPHOMORE SEASON)

Opponent	Date	gs	min	Total		3-Pointers		Free throws		Rebounds			pf	a	t/o	blk	stl	pts	avg		
				fg-fga	pct	3fg-fga	pct	ft-flt	pct	off	def	tot								avg	
ALABAMA STATE	11/13/11	*	29	2-3	.667	0-1	.000	0-0	.000	0	7	7	7.0	0	3	1	3	3	4	4.0	
JACKSONVILLE STATE	11/15/11	*	29	2-3	.667	0-0	.000	3-5	.600	5	4	9	8.0	5	3	2	3	2	7	5.5	
PRESBYTERIAN	11/19/11	*	31	4-8	.500	0-0	.000	1-2	.500	5	4	9	8.3	5	1	3	2	3	9	6.7	
NORTHWESTERN STATE	11/21/11	*	25	1-5	.200	0-1	.000	1-4	.250	1	6	7	8.0	1	1	1	3	1	3	5.8	
MARSHALL	11/25/11	*	33	4-5	.800	0-0	.000	0-0	.000	3	3	6	7.6	3	1	3	1	2	8	6.2	
MIAMI (OHIO)	11/29/11	*	35	1-4	.250	0-0	.000	0-1	.000	0	3	3	6.8	1	0	1	0	1	2	5.5	
at Georgia	12/02/11		18	0-2	.000	0-1	.000	0-0	.000	0	2	2	6.1	5	0	1	2	0	0	4.7	
at Xavier	12/10/11	*	12	0-0	.000	0-0	.000	0-0	.000	0	2	2	5.6	3	0	1	0	0	0	4.1	
at Wright State	12/14/11	*	20	4-5	.800	0-0	.000	3-6	.500	4	4	8	5.9	5	1	2	3	0	11	4.9	
RADFORD	12/17/11	*	21	2-3	.667	0-0	.000	2-4	.500	0	2	2	5.5	2	0	0	0	4	0	6.0	
ARKANSAS-PINE BLUFF	12/21/11	*	15	2-3	.667	0-0	.000	0-1	.000	4	4	8	5.7	3	1	2	0	2	4	4.9	
CHICAGO STATE	12/23/11		18	4-4	1.000	0-0	.000	3-3	1.000	1	2	3	5.5	1	2	3	2	0	11	5.4	
vs Oklahoma	12/29/11	*	13	1-3	.333	0-0	.000	0-0	.000	1	1	2	5.2	5	0	1	0	0	2	5.2	
at Pittsburgh	01/01/12	*	32	3-9	.333	0-1	.000	0-0	.000	3	4	7	5.4	4	1	3	3	2	6	5.2	
NOTRE DAME	01/04/12	*	23	1-4	.250	0-2	.000	3-4	.750	2	5	7	5.5	2	0	1	0	0	5	5.2	
ST. JOHNS	01/07/12	*	21	2-3	.667	0-0	.000	0-0	.000	1	0	1	5.2	4	2	1	1	1	4	5.1	
at Georgetown	01/09/12		26	2-3	.667	0-1	.000	3-4	.750	0	0	0	4.9	4	0	1	0	1	7	5.2	
VILLANOVA	01/14/12	*	26	4-6	.667	0-0	.000	0-0	.000	1	2	3	4.8	4	3	0	2	2	8	5.4	
at Connecticut	1/18/12	*	19	0-1	.000	0-0	.000	0-0	.000	3	1	4	4.7	4	1	0	1	1	0	5.1	
at West Virginia	1/21/12	*	25	3-5	.600	0-0	.000	0-0	.000	2	1	3	4.7	4	3	0	0	0	6	5.2	
SYRACUSE	01/23/12	*	27	2-7	.286	0-0	.000	0-0	.000	2	0	2	4.5	2	3	4	1	1	4	5.1	
at Rutgers	01/28/12	*	17	0-3	.000	0-0	.000	0-2	.000	1	2	3	4.5	4	2	2	1	2	0	4.9	
DEPAUL	02/04/12		23	5-5	1.000	0-0	.000	4-8	.500	2	2	4	4.4	2	1	0	2	2	14	5.3	
at St. John's	2/8/12		6	1-3	.333	0-0	.000	1-2	.500	1	0	1	4.3	0	0	0	1	0	3	5.2	
at Marquette	2/11/12		16	4-8	.500	0-0	.000	2-2	1.000	5	3	8	4.4	4	0	4	1	1	10	5.4	
PROVIDENCE	2/15/12		12	4-4	1.000	0-0	.000	0-0	.000	3	1	4	4.4	2	1	0	0	0	8	5.5	
SETON HALL	02/18/12		18	1-4	.250	0-0	.000	0-0	.000	1	1	2	4.3	3	4	2	0	0	2	5.3	
LOUISVILLE	02/23/12		20	0-2	.000	0-0	.000	2-4	.500	2	4	6	4.4	3	0	0	1	1	2	5.2	
at USF	2/26/12		26	3-6	.500	0-0	.000	2-2	1.000	4	3	7	4.5	3	0	2	1	2	8	5.3	
MARQUETTE	02/29/12		13	3-3	1.000	0-0	.000	0-0	.000	2	2	4	4.5	2	0	0	7	1	6	5.3	
at Villanova	03/03/12	*	17	3-6	.500	0-0	.000	0-1	.000	1	0	1	4.4	5	0	2	0	0	6	5.4	
vs GEORGETOWN	3/8/12		21	1-3	.333	0-0	.000	3-4	.750	3	0	3	4.3	1	2	3	1	0	5	5.3	
vs Syracuse	3/9/12		16	2-4	.500	0-0	.000	0-2	.000	4	0	4	4.3	4	2	2	3	0	4	5.3	
vs Louisville	3/10/12		28	0-2	.000	0-0	.000	0-0	.000	0	4	4	4.3	3	0	2	6	1	0	5.1	
vs Texas	3/16/12		14	1-3	.333	0-0	.000	0-2	.000	2	2	4	4.3	4	0	0	0	0	2	5.1	
vs Florida State	3/18/12		15	1-1	1.000	0-0	.000	1-2	.500	0	0	0	4.2	4	1	1	2	1	3	5.0	
vs Ohio State	3/22/12		20	4-5	.800	0-0	.000	0-0	.000	3	3	6	4.2	5	0	4	0	0	8	5.1	
Totals			20	780	77-148	.520	0-7	.000	34-65	.523	72	84	156	4.2	116	39	55	61	33	188	5.1

2010-11 (FRESHMAN SEASON)

Opponent	Date	gs	min	Total		3-Pointers		Free throws		Rebounds			pf	a	t/o	blk	stl	pts	avg	
				fg-fga	pct	3fg-fga	pct	ft-flt	pct	off	def	tot								avg
MOUNT ST. MARY'S	11/15/10	26	0-3	.000	0-1	.000	0-0	.000	1	3	4	4.0	3	2	0	2	3	0	0.0	
IPFW	11/20/10	8	0-0	.000	0-0	.000	1-2	.500	0	1	1	2.5	0	0	0	0	0	1	0.5	
FLORIDA A&M	11/22/10	10	0-1	.000	0-0	.000	1-2	.500	0	2	2	2.3	4	1	1	0	0	1	0.7	
SAVANNAH STATE	11/24/10	3	0-1	.000	0-0	.000	0-0	.000	0	1	1	2.0	0	0	0	1	0	0	0.5	
vs Dayton	11/27/10	18	2-2	1.000	0-0	.000	1-5	.200	3	4	7	3.0	3	1	1	2	1	5	1.4	
WRIGHT STATE	12/01/10	14	1-2	.500	0-0	.000	0-0	.000	2	1	3	3.0	3	2	0	1	2	2	1.5	
at TOLEDO	12/04/10	11	0-0	.000	0-0	.000	2-4	.500	0	0	0	2.6	3	0	1	0	2	2	1.6	
UTAH VALLEY	12/11/10	10	1-1	1.000	0-0	.000	0-0	.000	0	4	4	2.8	3	0	2	1	0	2	1.6	
GEORGIA SOUTHERN	12/14/10	17	2-3	.667	0-0	.000	0-1	.000	2	3	5	3.0	1	3	0	0	0	4	1.9	
at Oklahoma	12/18/10	6	1-1	1.000	0-0	.000	0-1	.000	0	1	1	2.8	1	0	1	0	0	2	1.9	
at Miami	12/21/10	7	1-1	1.000	0-0	.000	0-0	.000	0	1	1	2.6	2	0	0	0	0	2	1.9	
ST. FRANCIS (PA.)	12/23/10	15	3-5	.600	1-2	.500	0-0	.000	2	2	4	2.8	2	1	3	1	1	7	2.3	
DEPAUL UNIVERSITY	12/28/10	8	0-2	.000	0-0	.000	0-0	.000	0	1	1	2.6	3	1	0	0	0	0	2.2	
SETON HALL	12/31/10	2	0-0	.000	0-0	.000	0-0	.000	0	1	1	2.5	1	0	0	0	0	0	2.0	
XAVIER UNIVERSITY	01/06/11	2	0-0	.000	0-0	.000	0-0	.000	0	0	0	2.3	1	0	0	0	0	0	1.9	
at Villanova	01/09/11	22	1-1	1.000	0-0	.000	1-2	.500	1	2	3	2.4	1	0	1	1	2	3	1.9	
USF	01/12/11	10	1-1	1.000	0-0	.000	1-2	.500	0	0	0	2.2	1	1	2	1	2	3	2.0	
at Syracuse	1/15/11	12	1-4	.250	0-0	.000	0-0	.000	1	1	2	2.2	1	1	0	0	0	2	2.0	
at Notre Dame	1-19-11	10	0-0	.000	0-0	.000	0-0	.000	1	1	2	2.2	4	0	0	0	0	0	1.9	
at St. John's	01/22/11	29	4-6	.667	0-0	.000	0-0	.000	1	5	6	2.4	4	1	2	1	2	8	2.2	
RUTGERS	01/26/11	11	1-1	1.000	0-0	.000	0-0	.000	0	0	0	2.3	1	0	1	0	0	2	2.2	
WEST VIRGINIA	01/29/11	12	0-0	.000	0-0	.000	0-0	.000	0	0	0	2.2	5	0	0	0	0	0	2.1	
at PITT	02/05/11	17	4-6	.667	0-0	.000	0-1	.000	4	2	6	2.3	5	2	4	1	2	8	2.3	
at DePaul University	02-08-11	2	0-0	.000	0-0	.000	0-0	.000	0	0	0	2.3	1	0	1	0	0	0	2.3	
ST. JOHN'S	02/13/11	27	1-3	.333	0-0	.000	0-1	.000	3	3	6	2.4	0	1	1	1	3	2	2.2	
LOUISVILLE	02/16/11	20	1-2	.500	0-0	.000	1-3	.333	1	3	4	2.5	0	3	1	0	1	3	2.3	
at Providence College	2/19/11	15	2-3	.667	0-0	.000	1-2	.500	0	4	4	2.5	1	0	0	1	1	5	2.4	
at Georgetown	02/23/11	29	3-9	.333	0-0	.000	0-1	.000	2	4	6	2.6	3	2	1	2	1	6	2.5	
CONNECTICUT	02/27/11	19	2-2	1.000	0-0	.000	0-0	.000	1	3	4	2.7	2	2	6	2	0	4	2.6	
at Marquette	3/2/11	10	2-5	.400	0-0	.000	0-0	.000	2	0	2	2.7	2	0	1	0	2	4	2.6	
GEORGETOWN	03/05/11	7	0-0	.000	0-0	.000	1-2	.500	0	1	1	2.6	2	0	0	0	0	1	2.5	
vs USF	3/9/2011	7	1-2	.500	0-0	.000	0-0	.000	1	0	1	2.6	3	0	0	0	0	2	2.5	
vs Notre Dame	03/10/11	14	2-4	.500	0-0	.000	0-4	.000	1	1	2	2.5	2	0	2	0	1	4	2.6	
vs Missouri	03/17/11	12	2-3	.667	0-0	.000	0-0	.000	1	3	4	2.6	0	0	1	0	0	4	2.6	
vs Connecticut	03/19/11	10	0-0	.000	0-0	.000	0-0	.000	0	0	0	2.5	3	0	1	0	0	0	2.5	
Totals		0	452	39-74	.527	1-3	.333	10-33	.303	30	58	88	2.5	71	24	36	18	26	89	2.5



## ALEX EPPENSTEINER

SR. • C • 6-4 • 190  
CINCINNATI, OHIO  
ELDER

10

**2012-13 Season (Senior):** Scored two points vs. Maryland Eastern Shore (12/8) ... played three minutes vs. Arkansas Little-Rock (12/6) ... totaled one point, one rebound, an assist and a steal in one minute of play vs. N.C. A&T (11/18) ... Handed out an assist in three minutes of play vs. Miss. Valley St.(11/13) ... saw one minute of play against UT Martin in the season opener, recording one steal.

**2011-12 Season (Junior):** Played in eight games without a start, averaging 2.1 minutes ... made his first career three-pointer and finished with three points in three minutes against Chicago State (12/23) ... tallied two points with an assist while grabbing his first career rebound in four minutes against Arkansas-Pine Bluff (12/21) ... posted two points with a rebound and one assist in four minutes against Radford (12/17) ... made a free throw against St. John's (2/8).

**Personal:** Full name is Alex Joseph Eppenstein ... born Dec. 26, 1990 ... son of Janis and John Eppenstein ... has two brothers, John and Ross, and one sister, Rose ... majoring in business.

## EPPENSTEINER'S SEASON &amp; CAREER HIGHS

2012-13 Season		Career
2 vs. Maryland Eastern Shore, 12/8/12	Pts	3 vs. Chicago State, 12/23/11
1, 2x (last vs. Maryland Eastern Shore, 12/8/12)	FG Atts	3 vs. Chicago State, 12/23/11
1 vs. Maryland Eastern Shore, 12/8/12	FG Made	1, 3x (last vs. Maryland E. Shore, 12/8/12)
1 vs. UT Martin, 11/11/12	3PT-FG Atts	2 vs. Chicago State, 12/23/11
0	3PT-FG Made	1 vs. Chicago State, 12/23/11
1 vs. N.C. A&T, 11/18/12	Rebs	1, 2x (last vs. N.C. A&T, 11/18/12)
1, 2x (last vs. N.C. A&T, 11/18/12)	Assts	2 vs. Texas Southern, 12/1/09
1, 2x (last vs. N.C. A&T, 11/18/12)	Stls	1, 2x (last vs. UT Martin, 11/11/12)
0	Blks	0
3 vs. MVSU, 11/13/12	Mins	5 vs. Texas Southern, 12/1/09

## EPPENSTEINER'S MISCELLANEOUS STATISTICS

Category	2012-13	Career
Double-Figure Scoring Games	0	0
Double-Figure Rebounding Games	0	0
Double-Double Games	0	0
20-Point Scoring Games	0	0
Games Led UC in Scoring	0	0
Games Led UC in Rebounding	0	0
Games Led UC in Assists	0	0
Games With 3+ Assists	0	0
Games With 3+ Blocks	0	0
Games With 3+ Steals	0	0
Games With 3+ Three-Pointers	0	0

## GAME-BY-GAME STATISTICS

## 2012-13 (SENIOR SEASON)

Opponent	Date	gs	min	Total		3-Pointers		Free throws		Rebounds					pf	a	t/o	blk	stl	pts	avg
				fg-fga	pct	3fg-fga	pct	ft-fa	pct	off	def	tot	avg								
UT MARTIN	11/11/12	1	0-1	.000	0-1	.000	0-0	.000	0	0	0	0.0	0	0	0	0	0	1	0	0.0	
MISS. VALLEY ST.	11/13/12	3	0-0	.000	0-0	.000	0-0	.000	0	0	0	0.0	0	0	0	1	0	0	0	0.0	
NORTH CAROLINA A&T	11/18/12	1	0-0	.000	0-0	.000	1-2	.500	0	1	1	0.3	0	1	0	0	1	0	1	0.3	
UALR	12/6/12	3	0-2	.000	0-0	.000	0-0	.000	0	0	0	0.3	0	0	0	0	0	0	0	0.3	
UMES	12/8/12	2	1-1	1.000	0-0	.000	0-0	.000	0	0	0	0.2	0	0	0	0	0	0	2	0.6	
Totals		0	10	1-4	.250	0-1	.000	1-2	.500	0	1	1	0.2	0	2	0	2	3	0	0.6	

## 2011-12 (JUNIOR SEASON)

Opponent	Date	gs	min	Total		3-Pointers		Free throws		Rebounds				pf	a	t/o	blk	stl	pts	avg
				fg-fga	pct	3fg-fga	pct	ft-fa	pct	off	def	tot	avg							
ALABAMA STATE	11/13/11	2	0	0-0	.000	0-0	.000	0-0	.000	0	0	0	0	0	0	0	0	0	0.0	
NORTHWESTERN STATE	11/21/11	0	0	0-0	.000	0-0	.000	0-0	.000	0	0	0	0	0	0	0	0	0	0.0	
at Wright State	12/14/11	1	0	0-0	.000	0-0	.000	0-0	.000	0	0	0	0	0	0	0	0	0	0.0	
RADFORD	12/17/11	4	0	0-0	.000	0-0	.000	0-0	.000	0	0	0	0	0	2	1	0	0	0.0	
ARKANSAS-PINE BLUFF	12/21/11	4	1-1	1.000	0-0	.000	0-0	.000	0	1	1	0.2	2	1	1	0	0	2	0.4	
CHICAGO STATE	12/23/11	3	1-3	.333	1-2	.500	0-0	.000	0	0	0	0.2	0	0	0	0	0	3	0.8	
at St. John's	2/8/12	2	0-0	.000	0-0	.000	1-2	.500	0	1	1	0.3	0	0	1	0	0	1	0.9	
at Marquette	2/11/12	1	0-0	.000	0-0	.000	0-0	.000	0	0	0	0.3	0	0	0	0	0	0	0.8	
Totals		0	17	2-4	.500	1-2	.500	1-2	.500	0	2	2	0.3	4	2	2	0	6	0.8	

## 2010-11 (SOPHOMORE SEASON)


Opponent	Date	gs	min	Total		3-Pointers		Free throws		Rebounds									
				fg-fga	pct	3fg-fga	pct	ft-fa	pct	off	def	tot	avg	pf	a	t/o	blk	stl	pts
vs Dayton	11/27/10	1	0-0	.000	0-0	.000	0-0	.000	0	0	0	0	0	0	0	0	0	0	0.0
at TOLEDO	12/04/10	1	0-0	.000	0-0	.000	0-0	.000	0	0	0	0	0	0	0	0	0	0	0.0
GEORGIA SOUTHERN	12/14/10	3	0-1	.000	0-0	.000	2-2	1.000	0	0	0	0	0	0	0	0	0	2	0.7
ST. FRANCIS (PA.)	12/23/10	2	0-0	.000	0-0	.000	0-0	.000	0	0	0	0	0	0	0	0	1	0.5	0.0
GEORGETOWN	03/05/11	1	1-1	1.000	0-0	.000	0-0	.000	0	0	0	0	0	0	0	0	0	2	0.8
vs USF	3/9/2011	1	0-0	.000	0-0	.000	0-0	.000	0	0	0	0	0	0	0	0	0	0	0.7
vs Missouri	03/17/11	1	0-0	.000	0-0	.000	0-0	.000	0	0	0	0	0	0	0	0	0	0	0.6
Totals		0	10	1-2	.500	0-0	.000	2-2	1.000	0	0	0	0	0	0	0	1	4	0.6

## 2009-10 (FRESHMAN SEASON)

Opponent	Date	Total					3-Pointers			Free throws		Rebounds									
		gs	min	fg-fga	pct	3fg-fga	pct	ft-fa	pct	off	def	tot	avg	pf	a	t/o	blk	stl	pts	avg	
TOLEDO	11/18/09	1	0-1	.000	0-0	.000	0-0	.000	0	0	0	0	0	0	0	0	0	0	0.0		
TEXAS SOUTHERN	12/01/09	5	0-1	.000	0-0	.000	0-0	.000	0	0	0	0	0	0	2	1	0	0	0.0		
LIPSCOMB	12/19/09	2	0-0	.000	0-0	.000	0-0	.000	0	0	0	0	0	0	0	0	0	0	0.0		
CS BAKERSFIELD	01/06/10	1	0-1	.000	0-1	.000	0-2	.000	0	0	0	0	0	1	0	0	0	0	0.0		
WEBER STATE	03/17/10	1	0-0	.000	0-0	.000	0-0	.000	0	0	0	0	0	0	0	0	0	0	0.0		
DAYTON	03/22/10	0	0-0	.000	0-0	.000	0-0	.000	0	0	0	0	0	0	0	0	0	0	0.0		
Totals		0	10	0-3	.000	0-1	.000	0-2	.000	0	0	0	0	0	1	2	1	0	0	0.0	

## EPPENSTEINER'S CAREER STATISTICS - ALL GAMES

Season	gp-gs	min/avg	Total		3-Point		F-Throws		Rebounds											Scoring	
			fg-fga	pct	fg-fga	pct	ft-fa	pct	off	def	tot	avg	pf	fo	ast	to	blk	stl	pts	avg	
2009-10	6-0	10/1.7	0-3	.000	0-1	.000	0-2	.000	0	0	0	0.0	1	0	2	1	0	0	0	0.0	
2010-11	7-0	10/1.4	1-2	.500	0-0	.000	2-2	1.000	0	0	0	0.0	0	0	0	0	0	1	4	0.6	
2011-12	8-0	17/2.1	2-4	.500	1-2	.500	1-2	.500	0	2	2	0.3	4	0	2	2	0	0	6	0.8	
2012-13	5-0	10/2.0	1-4	.250	0-1	.000	1-2	.500	0	1	1	0.2	0	0	2	0	0	2	3	0.6	
TOTAL	26-0	47/1.8	4-13	.308	1-4	.250	4-8	.500	0	3	3	0.1	5	0	6	3	0	3	13	0.5	



## CHEIKH MBODJ

SR.-TR. • C • 6-10 • 236

DAKAR, SENEGAL

GRAYSON COUNTY COLLEGE (TEXAS)

13

**Pronunciation:** sheck MUHDj (MUHD rhymes with WOOD)

**Noting Mbodj:** Rededicated himself in the offseason, dropping 30 pounds and increasing his no-step vertical by five inches - the biggest change of any player on the team ... has a standing reach of 9-3 and a 7-4.5 wing span ... speaks three languages: English, French and Wolof.

**2012-13 Season (Senior):** Posted seven points, seven rebound and six blocks at Seton Hall (2/2) ... scored 10 points with five rebounds, an assist and two blocks vs. Rutgers (1/30) ... posted nine points on 3-of-4 shooting with six rebounds at Syracuse (1/21) ... blocked a career-high and Allstate Arena-record seven blocked shots at DePaul (1/15) ... scored eight points and tied season high with four blocks while grabbing three rebounds vs. No. 17/16 Notre Dame (1/7) ... tied career high with 10 rebounds and added three points, one assist, one block and one steal vs. St. John's (1/5) ... produced a career-high 10 rebounds with four points, three blocks and one assist vs. New Mexico (12/27) ... posted nine points on 4-of-4 shooting with four rebounds at Marshall (12/15) ... tied his career high with 12 points on 4-for-4 shooting and added game highs of seven rebounds and three blocks vs. Arkansas-Little Rock (12/6) ... scored eight points with five rebounds and four blocked shots vs. Alabama (12/1) ... totaled eight points, four rebounds and four blocks vs. N.C. A&T (11/18) ... posted eight points to go with five rebounds vs. Miss. Valley St. (11/13).

**2011-12 Season (Junior):** Played in 28 games with one start, averaging 9.7 minutes ... Scored a season-high 12 points on 5-of-9 shooting to go with a three-pointer, four rebounds and a steal against Miami (Ohio) (11/29) ... netted six points on 3-of-4 shooting with five rebounds in 10 minutes at West Virginia (1/21) ... recorded a season-high five blocks to go with four points and five rebounds in 16 minutes at St. John's (2/8) ... scored four points with five rebounds and two assists, playing a season-high 25 minutes in his lone start of the season at Georgia (12/2) ... tallied two points, three rebounds and a steal in nine minutes against Texas in the NCAA tournament second round.

**Personal:** Cheikh Tidiane Mbodj ... born Aug. 1, 1987 in Dakar, Senegal ... son of Asta Khaly Welle and Ousmane Mbodj ... has two brothers: Yerim and Massaer and three sisters: Ndeye Fatou, Aminata and Fanta ... majoring in psychology.

## GAME-BY-GAME STATISTICS

## 2012-13 (SENIOR SEASON)

Opponent	Date	gs	min	Total		3-Pointers		Free throws		Rebounds				pf	a	t/o	blk	stl	pts	avg	
				fg-fga	pct	3fg-fga	pct	ft-fa	pct	off	def	tot	avg								
UT MARTIN	11/11/12	*	16	1-4	.250	0-0	.000	3-5	.600	3	3	6	6.0	3	0	0	4	1	5	5.0	
MISS. VALLEY ST.	11/13/12	*	19	3-8	.375	0-0	.000	2-4	.500	3	3	6	6.0	2	0	0	4	0	8	6.5	
NORTH CAROLINA A&T	11/18/12	*	18	4-4	1.000	0-0	.000	0-0	.000	1	3	4	5.3	1	0	1	4	0	8	7.0	
CAMPBELL	11/20/12	*	16	0-0	.000	0-0	.000	2-4	.500	2	2	4	5.0	5	0	0	2	1	2	5.8	
vs Iowa State	11/23/12	*	13	1-3	.333	0-0	.000	0-0	.000	1	4	5	4.0	4	0	1	0	0	2	5.0	
vs Oregon	11/24/12	*	8	0-2	.000	0-0	.000	2-2	1.000	2	2	4	4.8	5	0	0	2	0	2	4.5	
ALABAMA	12/01/12	*	30	3-4	.750	0-0	.000	2-4	.500	2	3	5	4.9	2	0	1	4	0	8	5.0	
UALR	12/6/12	*	16	4-4	1.000	0-0	.000	4-4	1.000	3	4	7	5.1	4	0	1	3	1	12	5.9	
UMES	12/8/12	*	16	0-3	.000	0-0	.000	0-0	.000	3	0	3	4.9	4	1	0	1	0	0	5.2	
at Marshall	12/15/12	*	22	4-4	1.000	0-0	.000	1-3	.333	1	3	4	4.8	4	0	0	1	0	9	5.6	
vs Xavier	12/19/12	*	26	1-3	.333	0-0	.000	1-2	.500	2	3	5	4.8	3	0	2	4	0	3	5.4	
WRIGHT STATE	12/22/12	*	13	2-4	.500	0-0	.000	0-0	.000	2	3	5	4.8	4	0	0	1	0	4	5.3	
NEW MEXICO	12/27/12	*	31	2-3	.667	0-0	.000	0-0	.000	6	4	10	5.2	3	1	1	3	0	4	5.2	
at PITT	12/31/12	*	19	3-8	.375	0-0	.000	0-0	.000	3	2	5	5.2	5	0	1	1	1	6	5.2	
ST. JOHN'S	1/5/13	*	30	1-7	.143	0-1	.000	1-2	.500	2	8	10	5.5	2	1	2	1	1	3	5.1	
NOTRE DAME	1/7/13	*	17	4-4	1.000	0-0	.000	0-2	.000	0	3	3	4.4	4	0	0	4	0	8	5.3	
at Rutgers	1/12/13	*	19	0-2	.000	0-0	.000	2-2	1.000	1	2	3	5.2	4	0	0	0	0	2	5.1	
at DePaul	01-15-13	*	21	2-3	.667	0-0	.000	2-3	.667	0	3	3	5.1	1	0	1	7	0	6	5.1	
MARQUETTE	1/19/13	*	13	0-1	.000	0-0	.000	2-2	1.000	1	0	1	4.9	5	0	1	2	0	2	4.9	
at Syracuse	1/21/13	*	30	3-4	.750	0-0	.000	3-4	.750	2	4	6	5.0	3	1	1	1	0	9	5.2	
RUTGERS	1/30/13	*	24	5-7	.714	0-0	.000	0-0	.000	4	1	5	5.0	4	1	1	2	0	10	5.4	
at Seton Hall	2/2/13	*	27	2-5	.400	0-0	.000	3-4	.750	4	3	7	5.0	4	1	1	5	0	7	5.5	
Totals			22	44	45-87	.517	0-1	.000	30-47	.638	48	63	111	5.0	76	6	15	56	5	120	5.5

## MBODJ'S CAREER STATISTICS - ALL GAMES

			Total		3-Point		F-Throws		Rebounds											Scoring	
Season	gp-gs	min/avg	fg-fga	pct	fg-fga	pct	ft-fa	pct	off	def	tot	avg	pf	fo	ast	to	blk	stl	pts	avg	
2011-12	28-1	271/9.7	20-53	.377	1-1	1.000	7-18	.389	29	31	60	2.1	47	1	4	7	19	3	48	1.7	
2012-13	22-22	444/20.2	45-87	.517	0-1	.000	30-47	.638	48	63	111	5.0	76	4	6	15	56	5	120	5.5	
TOTAL	50-23	715/14.3	65-140	.464	1-2	.500	37-65	.569	77	94	171	3.4	123	5	10	22	75	8	168	3.4	

## MBODJ'S SEASON &amp; CAREER HIGHS

2012-13 Season		Career
12 vs. Arkansas Little-Rock, 12/6/12	Pts	12, 2x (last vs. Arkansas Little-Rock, 12/6/12)
8, 2x (last at Pitt, 12/31/12)	FG Atts	9 vs. Miami (Ohio), 11/29/11
5 vs. Rutgers, 1/30/13	FG Made	5, 2x (last vs. Rutgers, 1/30/13)
1 vs. St. John's, 1/5/13	3PT-FG Atts	1 vs. Miami (Ohio), 11/29/11
0	3PT-FG Made	1 vs. Miami (Ohio), 11/29/11
10, 2x (last vs. St. John's, 1/5/13)	Rebs	10, 2x (last vs. St. John's, 1/5/13)
2 vs. Maryland Eastern Shore, 12/8/12	Assts	2, 2x (last vs. Maryland E. Shore, 12/8/12)
1, 5x (last vs. St. John's, 1/5/13)	Stls	1, 7x (last vs. St. John's, 1/5/13)
7 at DePaul, 1/15/13	Blks	7 at DePaul, 1/15/13
31 vs. New Mexico, 12/27/12	Mins	31 vs. New Mexico, 12/27/12

## MBODJ'S MISCELLANEOUS STATISTICS


Category	2012-13	Career
Double-Figure Scoring Games	2	3
Double-Figure Rebounding Games	2	2
Double-Double Games	0	0
20-Point Scoring Games	0	0
Games Led UC in Scoring	0	1
Games Led UC in Rebounding	5	6
Games Led UC in Assists	0	0
Games With 3+ Assists	0	0
Games With 3+ Blocks	9	10
Games With 3+ Steals	0	0
Games With 3+ Three-Pointers	0	0

## GAME-BY-GAME STATISTICS

## 2011-12 (JUNIOR SEASON)

Opponent	Date	gs	min	Total		3-Pointers		Free throws		Rebounds				pf	a	t/o	blk	stl	pts	avg
				fg-fga	pct	3fg-fga	pct	ft-fa	pct	off	def	tot	avg							
NORTHWESTERN STATE	11/21/11	11	0-1	.000	0-0	.000	2-4	.500	0	1	1	1.0	2	0	1	0	2	2.0		
MARSHALL	11/25/11	19	1-4	.250	0-0	.000	1-2	.500	1	1	2	1.5	3	0	0	1	0	3	2.5	
MIAMI (OHIO)	11/29/11	14	5-9	.556	1-1	1.000	1-2	.500	3	1	4	2.3	2	0	0	0	1	12	5.7	
at Georgia	12/02/11	25	2-5	.400	0-0	.000	0-2	.000	3	2	5	3.0	5	2	0	0	0	4	5.3	
at Xavier	12/10/11	13	1-4	.250	0-0	.000	0-1	.000	1	2	3	3.0	3	0	0	1	0	2	4.6	
NOTRE DAME	01/04/12	7	0-0	.000	0-0	.000	0-0	.000	0	2	2	2.8	1	0	0	1	0	0	3.8	
ST. JOHN'S	01/07/12	16	1-5	.200	0-0	.000	2-4	.500	5	2	7	3.4	4	0	0	2	0	4	3.9	
at Georgetown	01/09/12	12	1-3	.333	0-0	.000	0-0	.000	1	1	2	3.3	1	0	1	0	0	2	3.6	
VILLANOVA	01/14/12	8	0-1	.000	0-0	.000	0-0	.000	0	1	1	3.0	3	0	0	2	0	0	3.2	
at Connecticut	1/18/12	7	0-0	.000	0-0	.000	0-0	.000	0	0	0	2.7	1	0	0	0	0	0	2.9	
at West Virginia	1/21/12	10	3-4	.750	0-0	.000	0-0	.000	1	4	5	2.9	2	0	0	0	0	6	3.2	
SYRACUSE	01/23/12	7	0-0	.000	0-0	.000	1-2	.500	1	0	1	2.8	3	0	1	0	0	1	3.0	
at Rutgers	01/28/12	15	0-3	.000	0-0	.000	0-0	.000	4	3	7	3.1	1	1	0	2	1	0	2.8	
DEPAUL	02/04/12	10	1-3	.333	0-0	.000	0-1	.000	1	2	3	3.1	1	0	0	0	0	2	2.7	
at St. John's	2/8/12	16	2-4	.500	0-0	.000	0-0	.000	1	4	5	3.2	2	1	1	5	0	4	2.8	
at Marquette	2/11/12	4	0-0	.000	0-0	.000	0-0	.000	0	0	0	3.0	3	0	1	2	0	0	2.6	
PROVIDENCE	2/15/12	6	1-1	1.000	0-0	.000	0-0	.000	1	0	1	2.9	2	0	0	0	0	2	2.6	
SETON HALL	02/18/12	5	0-0	.000	0-0	.000	0-0	.000	0	1	1	2.8	1	0	0	0	0	0	2.4	
LOUISVILLE	02/23/12	7	0-1	.000	0-0	.000	0-0	.000	1	0	1	2.7	1	0	0	0	0	0	2.3	
at USF	2/26/12	9	0-1	.000	0-0	.000	0-0	.000	0	0	0	2.6	1	0	0	0	0	0	2.2	
MARQUETTE	02/29/12	10	1-1	1.000	0-0	.000	0-0	.000	1	1	2	2.5	0	0	0	0	1	0	2.2	
at Villanova	03/03/12	6	0-0	.000	0-0	.000	0-0	.000	0	0	0	2.4	1	0	0	1	0	0	2.1	
vs GEORGETOWN	3/8/12	4	0-1	.000	0-0	.000	0-0	.000	0	0	0	2.3	0	0	0	0	0	0	2.0	
vs Syracuse	3/9/12	3	0-1	.000	0-0	.000	0-0	.000	1	0	1	2.3	0	0	0	0	0	0	1.9	
vs Louisville	3/10/12	4	0-0	.000	0-0	.000	0-0	.000	1	0	1	2.2	1	0	0	0	0	0	1.8	
vs Texas	3/16/12	9	1-1	1.000	0-0	.000	0-0	.000	2	1	3	2.2	1	0	0	0	1	2	1.8	
vs Florida State	3/18/12	9	0-0	.000	0-0	.000	0-0	.000	0	0	0	2.1	2	0	1	0	0	0	1.8	
vs Ohio State	3/22/12	5	0-0	.000	0-0	.000	0-0	.000	0	2	2	2.1	0	0	1	0	0	0	1.7	
Totals		1	271	20-53	.377	1-1	1.000	7-18	.389	29	31	60	2.1	47	4	7	19	3	48	1.7





GE'LAWN GUYN

SO • G • 6-2 • 174  
LEXINGTON, KY.  
SOUTH KENT PREP (CONN.)

14

Pronunciation: JEE-lawn Gwynn

**2012-13 Season (Sophomore):** Had five points in 16 minutes vs. Rutgers (1/30) ... played career-high 30 minutes and scored two points with two rebounds, two assists and one steal vs. No. 25 Marquette (1/19) ... scored seven points on 2 of 3 shooting at DePaul (1/15) ... had three points and one rebound vs. No. 17/16 Notre Dame (1/7) ... saw 10 minutes of action at Pitt (12/31) ... played four minutes vs. New Mexico (12/27) ... scored two points in five minutes vs. Xavier (12/19) ... scored six points with one rebound, a season-high three assists and three steals vs. Arkansas Little-Rock (12/6) ... tallied two points, one rebound and a steal vs. Alabama (12/1) ... dished out two assists vs. Oregon (11/24) ... scored three points vs. Iowa State (11/23) ... recorded five points and one rebound vs. Campbell (11/20) ... totaled eight points, four rebounds, one assist and one steal vs. N.C. A&T (11/18) ... posted four points with a rebound, assist, and steal against Miss. Valley St. (11/13) ... tallied four points, two rebounds and an assist to go along with his first two career blocks in the season opener against UT Martin (11/11).

**2011-12 Season (Freshman):** Played in 32 games without a start, averaging 10.1 minutes ... scored a season-high 11 points on 4-of-6 shooting with two three-pointers to go with a season-high four rebounds and a season-high seven assists in 19 minutes against Chicago State (12/23) ... swiped 12 of 18 steals on the season during conference play ... netted 10 points on 3-of-4 shooting with two three-pointers against Northwestern State (11/21) ... tallied eight points with two steals against Arkansas-Pine Bluff (12/21) ... sat out three games after suffering a head injury at Georgetown (1/9) ... scored a conference-play season-high six points on 3-of-5 shooting at Marquette (2/11).

**Personal:** Ge'Lawn Rakeem Guyn ... born Nov. 24, 1990 in Lexington, Ky. ... son of Rebecca and George Guyn ... has five brothers: Algernon Aderson, General Guyn, Elishawn Guyn, Octavier Guyn and Jameal Withrow and a sister, Tereka Guyn ... majoring in criminal justice.

GAME-BY-GAME STATISTICS

2012-13 (SOPHOMORE SEASON)

Opponent	Date	gs	min	Total		3-Pointers		Free throws		Rebounds				pf	a	t/o	blk	stl	pts	avg
				fg-fga	pct	3fg-fga	pct	ft-fa	pct	off	def	tot	avg							
UT MARTIN	11/11/12	17	1-2	.500	1-1	1.000	1-2	.500	0	2	2	2.0	3	1	1	2	0	4	4.0	
MISS. VALLEY ST.	11/13/12	20	1-2	.500	0-0	.000	2-2	1.000	0	1	1	1.5	3	1	1	0	1	4	4.0	
NORTH CAROLINA A&T	11/18/12	17	3-5	.600	1-2	.500	1-1	1.000	0	4	4	2.3	1	1	1	0	1	8	5.3	
CAMPBELL	11/20/12	8	2-3	.667	0-0	.000	1-2	.500	0	1	1	2.0	0	0	1	0	0	5	5.3	
vs Iowa State	11/23/12	12	1-2	.500	1-2	.500	0-0	.000	0	0	0	1.6	1	0	1	0	0	3	4.8	
vs Oregon	11/24/12	13	0-2	.000	0-1	.000	0-0	.000	0	0	0	1.3	1	2	0	0	0	0	4.0	
ALABAMA	12/01/12	12	1-2	.500	0-0	.000	0-0	.000	0	1	1	1.3	3	0	0	0	0	1	2	3.7
UALR	12/06/12	18	2-4	.500	1-3	.333	1-1	1.000	0	1	1	1.3	2	3	3	0	3	6	4.0	
UMES	12/08/12	14	0-4	.000	0-3	.000	0-0	.000	0	1	1	1.2	3	0	2	0	0	0	0	3.6
at Marshall	12/15/12	6	0-1	.000	0-1	.000	0-0	.000	0	0	0	1.1	0	0	0	0	0	0	0	3.2
vs Xavier	12/19/12	5	1-2	.500	0-1	.000	0-0	.000	0	0	0	1.0	1	0	0	0	0	0	2	3.1
WRIGHT STATE	12/22/12	9	0-2	.000	0-1	.000	0-0	.000	0	1	1	1.0	0	1	0	0	1	0	0	2.8
NEW MEXICO	12/27/12	4	0-0	.000	0-0	.000	0-0	.000	0	0	0	0.9	0	0	0	0	0	0	0	2.6
at PITT	12/31/12	10	0-1	.000	0-1	.000	0-0	.000	0	0	0	0.9	2	0	0	0	0	0	0	2.4
NOTRE DAME	1/7/13	7	1-3	.333	1-2	.500	0-0	.000	1	0	1	0.9	1	0	0	0	0	0	3	2.5
at Rutgers	1/12/13	8	0-0	.000	0-0	.000	0-0	.000	0	0	0	0.8	2	1	0	0	0	0	0	2.3
at DePaul	01-15-13	14	2-3	.667	0-0	.000	3-4	.750	0	2	2	0.9	3	0	2	0	0	7	2.6	
MARQUETTE	1/19/13	30	0-4	.000	0-2	.000	2-2	1.000	0	2	2	0.9	3	2	0	0	1	2	2.6	
at Syracuse	1/21/13	9	0-1	.000	0-1	.000	0-0	.000	0	1	1	0.9	0	0	1	0	0	0	0	2.4
RUTGERS	1/30/13	16	1-3	.333	0-2	.000	3-3	1.000	0	0	0	0.9	1	0	1	0	0	5	2.6	
at Seton Hall	2/2/13	5	0-1	.000	0-1	.000	0-0	.000	0	1	1	0.9	1	0	1	0	1	0	2.4	
Totals		0	254	16-47	.340	5-24	.208	14-17	.824	1	18	19	0.9	31	12	15	2	9	51	2.4

GUYN'S SEASON & CAREER HIGHS

2012-13 Season		Career
8 vs. N.C. A&T, 11/18/12	Pts	11 vs. Chicago State, 12/23/11
5 vs. N.C. A&T, 11/18/12	FG Atts	6, 3x (last vs. Chicago State, 12/23/11)
3 vs. N.C. A&T, 11/18/12	FG Made	4 vs. Chicago State, 12/23/11
2, 2x (last vs. Marquette, 1/19/13)	3PT-FG Atts	4 vs. Chicago State, 12/23/11
1, 2x (last vs. N.C. A&T, 11/18/12)	3PT-FG Made	2, 2x (last vs. Chicago State, 12/23/11)
4 vs. N.C. A&T, 11/18/12	Rebs	4, 2x (last vs. N.C. A&T, 11/18/12)
3 vs. Arkansas Little-Rock, 12/6/12	Assts	7 vs. Chicago State, 12/23/11
3 vs. Arkansas Little-Rock, 12/6/12	Stls	3 vs. Arkansas Little-Rock, 12/6/12
2 vs. UT Martin, 11/11/12	Blks	2 vs. UT Martin, 11/11/12
30 vs. Marquette, 1/19/13	Mins	30 vs. Marquette, 1/19/13

GUYN'S MISCELLANEOUS STATISTICS

Category	2012-13	Career
Double-Figure Scoring Games	0	2
Double-Figure Rebounding Games	0	0
Double-Double Games	0	0
20-Point Scoring Games	0	0
Games Led UC in Scoring	0	0
Games Led UC in Rebounding	0	0
Games Led UC in Assists	0	1
Games With 3+ Assists	1	1
Games With 3+ Blocks	0	0
Games With 3+ Steals	1	1
Games With 3+ Three-Pointers	0	0


GAME-BY-GAME STATISTICS

2011-12 (FRESHMAN SEASON)

Opponent	Date	gs	min	Total		3-Pointers		Free throws		Rebounds				pf	a	t/o	blk	stl	pts	avg
				fg-fga	pct	3fg-fga	pct	ft-fa	pct	off	def	tot	avg							
ALABAMA STATE	11/13/11	14	1-4	.250	0-2	.000	1-2	.500	0	0	0	0.0	1	1	1	0	0	0	3	3.0
JACKSONVILLE STATE	11/15/11	5	0-0	.000	0-0	.000	0-0	.000	0	0	0	0.0	3	2	2	0	0	0	1.5	
PRESBYTERIAN	11/19/11	6	0-1	.000	0-1	.000	0-0	.000	0	1	1	0.3	0	1	0	0	0	0	1.0	
NORTHWESTERN STATE	11/21/11	19	3-4	.750	2-2	1.000	2-2	1.000	0	1	1	0.5	2	1	1	0	0	10	3.3	
MARSHALL	11/25/11	6	1-1	1.000	1-1	1.000	0-1	.000	0	0	0	0.4	1	0	0	0	1	3	3.2	
MIAMI (OHIO)	11/29/11	18	1-4	.250	0-1	.000	0-1	.000	1	1	2	0.7	1	0	0	0	1	2	3.0	
at Georgia	12/02/11	12	0-1	.000	0-1	.000	0-0	.000	0	1	1	0.7	3	0	0	0	0	0	2.6	
at Xavier	12/10/11	12	0-4	.000	0-1	.000	0-0	.000	0	1	1	0.8	1	1	0	0	0	0	2.3	
RADFORD	12/17/11	16	3-6	.500	0-1	.000	1-1	1.000	0	0	0	0.7	2	0	2	0	1	7	2.8	
ARKANSAS-PINE BLUFF	12/21/11	17	3-6	.500	1-1	1.000	1-1	1.000	1	0	1	0.7	2	1	0	0	2	8	3.3	
CHICAGO STATE	12/23/11	19	4-6	.667	2-4	.500	1-2	.500	2	2	4	1.0	1	7	1	0	1	11	4.0	
vs Oklahoma	12/29/11	9	0-1	.000	0-0	.000	0-0	.000	0	0	0	0.9	1	0	0	0	0	0	3.7	
at Pittsburgh	01/01/12	10	0-1	.000	0-1	.000	0-0	.000	0	1	1	0.9	3	0	0	0	0	0	3.4	
NOTRE DAME	01/04/12	9	1-3	.333	1-2	.500	0-0	.000	0	1	1	0.9	0	0	0	0	2	3	3.4	
ST. JOHN'S	01/07/12	17	2-5	.400	0-2	.000	0-0	.000	0	2	2	1.0	2	0	0	0	2	4	3.4	
at Georgetown	01/09/12	0	0-0	.000	0-0	.000	0-0	.000	0	0	0	0.9	0	0	0	0	0	0	3.2	
SYRACUSE	01/23/12	8	0-1	.000	0-0	.000	0-0	.000	0	0	0	0.9	1	1	2	0	0	0	3.0	
at Rutgers	01/28/12	7	0-2	.000	0-2	.000	0-0	.000	0	0	0	0.8	1	0	2	0	1	0	2.8	
DEPAUL	02/04/12	6	0-0	.000	0-0	.000	0-0	.000	0	1	1	0.8	1	0	0	0	0	0	2.7	
St. John's	2/8/12	15	1-2	.500	0-1	.000	1-2	.500	0	2	2	0.9	2	2	0	0	1	3	2.7	
at Marquette	2/11/12	13	3-5	.600	0-1	.000	0-0	.000	0	1	1	0.9	0	0	1	0	0	0	6.2	
PROVIDENCE	2/15/12	12	2-3	.667	0-1	.000	0-0	.000	0	2	2	1.0	2	1	1	0	0	4	2.9	
SETON HALL	02/18/12	9	1-3	.333	1-3	.333	0-0	.000	0	0	0	0.9	0	0	0	0	0	0	3.2	
LOUISVILLE	02/23/12	11	1-1	1.000	1-1	1.000	0-0	.000	0	0	0	0.9	2	0	2	0	0	3	2.9	
at USF	2/26/12	7	0-1	.000	0-1	.000	2-2	1.000	0	0	0	0.8	0	0	0	0	0	0	2.9	
MARQUETTE	02/29/12	10	0-1	.000	0-1	.000	0-0	.000	0	2	2	0.9	1	0	0	0	1	0	2.8	
at Villanova	03/03/12	5	0-0	.000	0-0	.000	0-0	.000	0	0	0	0.9	0	1	0	0	1	0	2.7	
vs GEORGETOWN	3/8/12	5	0-1	.000	0-1	.000	0-0	.000	0	2	2	0.9	0	0	2	0	0	0	2.6	
vs Louisville	3/10/12	10	0-1	.000	0-1	.000	0-0	.000	1	0	1	0.9	1	0	0	0	2	0	2.5	
vs Texas	3/16/12	7	0-1	.000	0-0	.000	0-0	.000	0	0	0	0.9	0	0	0	0	0	0	2.4	
vs Florida State	3/18/12	6	0-0	.000	0-0	.000	0-0	.000	0	0	0	0.8	1	1	1	0	1	0	2.3	
vs Ohio State	3/22/12	2	0-0	.000	0-0	.000	0-0	.000	0	0	0	0.8	1	0	1	0	1	0	2.3	
Totals		0	322	27-69	.391	9-33	.273	9-14	.643	5	21	26	0.8	36	20	19	0	18	72	2.3

GUYN'S CAREER STATISTICS - ALL GAMES

			Total		3-Point		F-Throws		Rebounds											Scoring	
Season	gp-gs	min/avg	fg-fga	pct	fg-fga	pct	ft-fa	pct	off	def	tot	avg	pf	fo	ast	to	blk	stl	pts	avg	
2011-12	32-0	322/10.1	27-69	.391	9-33	.273	9-14	.643	5	21	26	0.8	36	0	20	19	0	18	72	2.3	
2012-13	21-0	254/12.1	16-47	.340	5-24	.208	14-17	.824	1	18	19	0.9	31	0	12	15	2	9	51	2.4	
TOTAL	53-0	576/10.9	43-116	.371	14-57	.246	23-31	.742	6	39	45	0.8	67	0	32	34	2	27	123	2.3	



# JERMAINE SANDERS

**SO. • F • 6-5 • 215**  
**FAR ROCKAWAY, N.Y.**  
**RICE**

# 15

**Noting Sanders:** Lost 11 pounds during the offseason while increasing his strength and improving his no-step vertical by 3.5 inches.

**2012-13 Season (Sophomore):** Grabbed two boards vs. Rutgers (1/30) ... made first-career start vs. No. 25 Marquette (1/19) and scored six points with two rebounds, two steals, one assist and one block in a season-high 20 minutes ... scored season-high nine points and grabbed two rebounds with one block in 15 minutes at Rutgers (1/12) ... tied season highs in points (8) and 3-pointers (2) vs. No. 17/16 Notre Dame (1/7) ... scored two points in 11 minutes vs. St. John's (1/5) ... produced a rebound, an assist and a steal in 13 minutes at Pitt (12/31) ... had one rebound in five minutes vs. New Mexico (12/27) ... blocked one shot in four minutes of action vs. Xavier (12/19) ... totaled five points, a season-best five rebounds, three assists and two steals vs. Arkansas Little-Rock (12/6) ... produced four points in nine minutes vs. Alabama (12/1) ... scored seven points with four rebounds, two assists and two steals vs. Oregon (11/24) ... totaled six points with three rebounds and two assists vs. Iowa State (11/23) ... scored four points with two rebounds and an assist vs. Campbell (11/20) ... totaled three rebounds, two points and one assist vs. N.C. A&T (11/18) ... Scored eight points to with three rebounds vs. Miss. Valley St. (11/13) ... handed out three assists to go with one point and two rebounds in 14 minutes against UT Martin (11/11).

**2011-12 Season (Freshman):** Played in 28 games without a start, averaging 8.5 minutes ... scored a season-high 12 points, shooting 3-of-4 from the field, 2-of-2 from three-point range and 4-of-4 from the free throw line to go with three rebounds and an assist against Radford (12/17) ... tallied nine points, shooting 3-of-3 from three-point range to go with four rebounds, a steal and an assist at Wright State (12/14) ... netted six points on 3-of-4 shooting against Jacksonville State (11/15) ... grabbed a season-high seven rebounds against Arkansas-Pine Bluff (12/21) ... handed out a pair of assists against both Syracuse (1/23) and at St. John's (2/8).

**Personal:** Jermaine Jameek Sanders ... born Sept. 4, 1992 in Far Rockaway, N.Y. ... son of Lisa Stallings and Jermaine Sanders ... has one brother, Jaquan ... majoring in criminal justice.

## GAME-BY-GAME STATISTICS

### 2012-13 (SOPHOMORE SEASON)

Opponent	Date	gs	min	Total		3-Pointers		Free throws		Rebounds				pf	a	t/o	blk	stl	pts	avg
				fg-fga	pct	3fg-fga	pct	ft-fa	pct	off	def	tot	avg							
UT MARTIN	11/11/12	14	0-1	.000	0-0	.000	1-2	.500	1	1	2	2.0	0	3	1	0	0	0	1	1.0
MISS. VALLEY ST.	11/13/12	13	3-5	.600	0-1	.000	2-3	.667	0	3	3	2.5	0	1	2	0	1	1	8	4.5
NORTH CAROLINA A&T	11/18/12	17	1-2	.500	0-1	.000	0-3	.000	1	2	3	2.7	0	1	1	0	0	0	2	3.7
CAMPBELL	11/20/12	13	2-3	.667	0-0	.000	0-1	.000	0	2	2	2.5	0	1	1	0	0	0	4	3.8
vs Iowa State	11/23/12	19	2-3	.667	2-2	1.000	0-0	.000	1	2	3	2.6	0	2	0	0	0	0	6	4.2
vs Oregon	11/24/12	17	2-4	.500	1-1	1.000	2-2	1.000	2	2	4	2.8	0	2	0	0	0	2	7	4.7
ALABAMA	12/01/12	9	1-2	.500	0-0	.000	2-2	1.000	0	0	0	2.4	0	0	1	0	0	0	4	4.6
UALR	12/6/12	14	2-5	.400	0-1	.000	1-4	.250	2	3	5	2.8	1	3	0	0	0	2	5	4.6
UMES	12/8/12	10	1-3	.333	0-1	.000	0-0	.000	0	2	2	2.7	0	1	1	0	0	0	2	4.3
at Marshall	12/15/12	13	2-5	.400	0-0	.000	0-0	.000	2	2	4	2.8	2	1	1	0	0	0	4	4.3
vs Xavier	12/19/12	4	0-2	.000	0-0	.000	0-0	.000	0	0	0	2.5	0	0	0	0	0	0	0	3.9
WRIGHT STATE	12/22/12	6	0-2	.000	0-1	.000	2-2	1.000	1	3	4	2.7	0	0	1	0	0	0	2	3.8
NEW MEXICO	12/27/12	5	0-1	.000	0-1	.000	0-0	.000	0	1	1	2.5	2	0	0	0	0	0	0	3.5
at PITT	12/31/12	13	0-3	.000	0-1	.000	0-2	.000	0	1	1	2.4	0	1	1	0	0	1	0	3.2
ST. JOHN'S	1/5/13	11	1-3	.333	0-1	.000	0-0	.000	0	0	0	2.3	1	0	2	0	0	0	2	3.1
NOTRE DAME	1/7/13	16	3-5	.600	2-4	.500	0-0	.000	0	1	1	2.2	0	1	1	0	0	8	3.4	
at Rutgers	1/12/13	15	3-5	.600	1-2	.500	2-2	1.000	2	0	2	2.2	1	0	0	1	0	9	3.8	
at DePaul	01-15-13	19	1-3	.333	0-2	.000	0-1	.000	2	1	3	2.2	1	2	1	0	0	2	3.7	
MARQUETTE	1/19/13	20	2-5	.400	2-4	.500	0-0	.000	1	1	2	2.2	1	1	1	1	2	6	3.8	
at Syracuse	1/21/13	8	0-2	.000	0-2	.000	0-0	.000	1	2	3	2.3	0	0	0	0	0	0	0	3.6
RUTGERS	1/30/13	6	0-1	.000	0-1	.000	0-0	.000	0	2	2	2.2	1	0	0	0	0	0	0	3.4
at Seton Hall	2/2/13	9	1-1	1.000	0-0	.000	0-0	.000	0	1	1	2.2	0	0	1	0	0	2	3.4	
Totals		1	271	27-66	.409	8-26	.308	12-24	.500	16	32	48	2.2	10	19	16	3	8	74	3.4

## SANDERS' SEASON & CAREER HIGHS

### 2012-13 Season

9 at Rutgers, 1/12/13	Pts	12 vs. Radford, 12/17/11
5, 6x (last vs. Marquette, 1/19/13)	FG Atts	5, 6x (last vs. Marquette, 1/19/13)
3, 3x (las at Rutgers, 1/12/13)	FG Made	3, 5x (last at Rutgers, 1/12/13)
4, 2x (last vs. Marquette, 1/19/13)	3PT-FG Atts	4, 3x (last vs. Marquette, 1/19/13)
2, 3x (last vs. Marquette, 1/19/13)	3PT-FG Made	3 at Wright State, 12/14/11
5 vs. Arkansas Little-Rock, 12/6/12	Rebs	7 vs. Arkansas-Pine Bluff, 12/21/11
3, 2x (last vs. Arkansas Little-Rock, 12/6/12)	Assts	3, 2x (last vs. Arkansas Little-Rock, 12/6/12)
2, 2x (last vs. Arkansas Little-Rock, 12/6/12)	Stls	2, 2x (last vs. Arkansas Little-Rock, 12/6/12)
1, 2x (last vs. Marquette, 1/19/13)	Blks	1, 4x (last vs. Marquette, 1/19/13)
20 vs. Marquette, 1/19/13	Mins	25 vs. Arkansas-Pine Bluff, 12/21/11

## SANDERS' MISCELLANEOUS STATISTICS

Category	2012-13	Career
Double-Figure Scoring Games	0	1
Double-Figure Rebounding Games	0	0
Double-Double Games	0	0
20-Point Scoring Games	0	0
Games Led UC in Scoring	0	0
Games Led UC in Rebounding	0	0
Games Led UC in Assists	0	0
Games With 3+ Assists	2	2
Games With 3+ Blocks	0	0
Games With 3+ Steals	0	0
Games With 3+ Three-Pointers	0	1


## GAME-BY-GAME STATISTICS

### 2011-12 (FRESHMAN SEASON)

Opponent	Date	gs	min	Total		3-Pointers		Free throws		Rebounds				pf	a	t/o	blk	stl	pts	avg
				fg-fga	pct	3fg-fga	pct	ft-fa	pct	off	def	tot	avg							
ALABAMA STATE	11/13/11	10	0-1	.000	0-0	.000	0-0	.000	0	0	0	0.0	1	0	1	0	0	0	0.0	
JACKSONVILLE STATE	11/15/11	12	3-4	.750	0-0	.000	0-0	.000	1	0	1	0.5	0	1	1	0	0	6	3.0	
PRESBYTERIAN	11/19/11	5	0-0	.000	0-0	.000	0-0	.000	0	0	0	0.3	0	0	0	0	0	0	2.0	
NORTHWESTERN STATE	11/21/11	12	1-1	1.000	0-0	.000	1-3	.333	0	1	1	0.5	0	0	1	0	0	3	2.3	
MARSHALL	11/25/11	5	0-2	.000	0-2	.000	0-1	.000	0	1	1	0.6	0	0	0	0	0	0	1.8	
MIAMI (OHIO)	11/29/11	3	0-0	.000	0-0	.000	1-2	.500	0	1	1	0.7	0	0	0	0	0	0	1.7	
at Georgia	12/02/11	5	0-1	.000	0-1	.000	2-4	.500	0	0	0	0.6	0	0	0	0	0	2	1.7	
at Xavier	12/10/11	2	0-0	.000	0-0	.000	0-0	.000	0	0	0	0.5	0	0	0	0	0	0	1.5	
at Wright State	12/14/11	18	3-3	1.000	3-3	1.000	0-0	.000	1	3	4	0.9	0	1	0	0	1	9	2.3	
RADFORD	12/17/11	22	3-4	.750	2-2	1.000	4-4	1.000	2	1	3	1.1	2	1	1	0	0	12	3.3	
ARKANSAS-PINE BLUFF	12/21/11	25	1-4	.250	0-1	.000	0-0	.000	2	5	7	1.6	0	1	0	0	0	2	3.2	
CHICAGO STATE	12/23/11	17	1-4	.250	1-3	.333	0-0	.000	1	1	2	1.7	1	0	0	0	0	3	3.2	
vs Oklahoma	12/29/11	19	0-5	.000	0-4	.000	0-2	.000	2	1	3	1.8	2	1	1	0	0	0	2.9	
at Pittsburgh	01/01/12	6	0-0	.000	0-0	.000	0-0	.000	0	0	0	1.6	0	0	0	0	1	0	2.7	
NOTRE DAME	01/04/12	2	0-0	.000	0-0	.000	0-0	.000	0	0	0	1.5	0	0	0	0	0	0	2.5	
ST. JOHN'S	01/07/12	11	0-1	.000	0-0	.000	1-2	.500	1	1	2	1.6	1	1	1	0	0	1	2.4	
at Georgetown	01/09/12	5	0-0	.000	0-0	.000	0-0	.000	0	1	1	1.5	0	1	0	0	0	0	2.3	
at Connecticut	1/18/12	6	0-0	.000	0-0	.000	0-0	.000	1	0	1	1.5	1	1	0	0	0	0	2.2	
SYRACUSE	01/23/12	5	0-0	.000	0-0	.000	0-0	.000	0	0	0	1.4	0	2	0	0	0	0	2.1	
at Rutgers	01/28/12	3	0-0	.000	0-0	.000	0-0	.000	0	1	1	1.4	0	0	1	0	0	0	2.0	
at St. John's	2/8/12	13	1-3	.333	0-0	.000	0-0	.000	0	2	2	1.4	2	2	1	0	0	2	2.0	
at Marquette	2/11/12	3	0-2	.000	0-0	.000	0-0	.000	0	1	1	1.4	0	0	0	0	0	0	1.9	
PROVIDENCE	2/15/12	1	0-0	.000	0-0	.000	0-0	.000	0	0	0	1.3	0	0	1	0	0	0	1.8	
LOUISVILLE	02/23/12	4	0-0	.000	0-0	.000	0-0	.000	0	0	0	1.3	0	0	1	0	0	0	1.7	
at Villanova	03/03/12	6	1-3	.333	1-2	.500	0-0	.000	0	0	0	1.2	0	1	0	0	0	3	1.8	
vs Texas	3/16/12	11	1-3	.333	0-1	.000	0-0	.000	1	0	1	1.2	1	1	2	0	0	2	1.8	
vs Florida State	3/18/12	5	1-1	1.000	0-0	.000	0-0	.000	0	1	1	1.2	0	0	1	1	0	2	1.8	
vs Ohio State	3/22/12	2	0-0	.000	0-0	.000	0-0	.000	0	0	0	1.2	0	0	0	0	0	0	1.7	
Totals		0	238	16-42	.381	7-19	.368	9-18	.500	12	21	33	1.2	11	14	13	2	1	48	1.7

## SANDERS' CAREER STATISTICS - ALL GAMES

Season	gp-gs	min/avg	Total		3-Point		F-Throws		Rebounds											Scoring	
			fg-fga	pct	fg-fga	pct	ft-fga	pct	off	def	tot	avg	pf	fo	ast	to	blk	stl	pts	avg	
2011-12	28-0	238/8.5	16-42	.381	7-19	.368	9-18	.500	12	21	33	1.2	11	0	14	13	2	1	48	1.7	
2012-13	22-1	271/12.3	27-66	.409	8-26	.308	12-24	.500	16	32	48	2.2	10	0	19	16	3	8	74	3.4	
TOTAL	50-1	509/10.2	43-108	.398	15-45	.333	21-42	.500	28	53	81	1.6	21	0	33	29	5	9	122	2.4	



## SEAN KILPATRICK

**R-JR. • G • 6-4 • 221**  
YONKERS, N.Y.  
NOTRE DAME PREP

# 23

- ⇒ **BIG EAST Player of the Week (11/26/12) and (1/21/13)**
- ⇒ **2012 Global Sports Classic All-Tournament Team**
- ⇒ **2012-13 John R. Wooden Award Midseason Top 25 selection**
- ⇒ **2012-13 Naismith Award Early Season Watch List selection**
- ⇒ **2012-13 Preseason First Team All-BIG EAST selection**
- ⇒ **2011-12 Second Team All-BIG EAST selection**
- ⇒ **BIG EAST Player of the Week (1/2/12)**
- ⇒ **2010-11 BIG EAST All-Rookie Team selection**
- ⇒ **BIG EAST Rookie of the Week (11/22/10 and 2/14/11)**

**Noting Kilpatrick:** Strongest player on the team, can bench 185 pounds 22 times (11 more repetitions than the average player at the NBA combine).

**2012-13 Season (Junior):** Scored a game-high 21 points with five three-pointers and a game-high seven rebounds at Seton Hall (2/2) ... had game highs in points (19) and assists (4) with six boards and two steals vs. Rutgers (1/30) ... posted a game-high 21 points with six three-pointers at Syracuse (1/21) ... scored career-high 36 points and made career-high 11 field goals, including game-winning layup with 4.3 seconds left vs. No. 25 Marquette (1/19) ... tallied 18 points and a team-high six rebounds at DePaul (1/15) ... totaled 16 points, four rebounds and tied his career high with two blocks at Pitt (12/31) ... produced a team-high 15 points with four rebounds, two assists and one steal vs. New Mexico (12/27) ... recorded a game-high 25 points, including 18 in the second half vs. Xavier (12/19) while grabbing seven rebounds with four steals ... scored game-high 23 points with four rebounds, one assist, one block and one steal vs. Maryland Eastern Shore (12/8) ... named BIG EAST Player of the Week on Nov. 26 ... produced career-high 32 points and set single-game school record for most free throws without a miss with 16, and added five boards and a season-best five steals with three assists vs. Iowa State (11/23) ... notched second-career double-double with 15 points and a career-high-tying 10 rebounds to go with a team-best three assists, one block and a steal vs. Campbell (11/20) ... produced 29 points made a career-high eight 3-pointers vs. N.C. A&T (11/18) ... scored a game-high 20 points on 9-of-12 shooting to go with seven rebounds in 25 minutes against Miss Valley St. (11/13).

**2011-12 Season (Sophomore):** Started all 37 games for UC, averaging 34.5 minutes ... named second team All-BIG EAST Conference by the league's coaches ... led the BIG EAST, averaging 2.49 three-pointers per game ... led the BIG EAST with 92 three-pointers ... led UC and ranked 15th in the league, averaging 14.3 points ... led UC, shooting 37.6 percent from three-point range ... scored in double figures in 29 games ... led UC in scoring in 13 games ... tallied 528 points, the second most in a season during the Mick Cronin era (behind only Deonta Vaughn's 554 points in 2008) ... scored 20 or more points in six games ... made at least one three-pointers in 35 of 37 games ... tallied 15 points with a trio of three-pointers against Ohio State (3/22) in the NCAA tournament east region semifinal ... scored a game-high 18 points with four three-pointers, six rebounds and two steals vs. Florida State (3/18) in the NCAA tournament third round ... recorded 18 points, tying a career high with six three-pointers to go with five assists and five steals vs. Syracuse (3/9) in the BIG EAST Championship semifinal ... scored a team-high 22 points to go with eight rebounds against Providence (2/15) ... made game-winning 3-pointer with 2.5 seconds left at Connecticut (1/18) while producing a team-high 16 points with four rebounds and two steals ... set a career high in points with 27 in UC's win at Georgetown (1/9) ... scored game-high 21 points and added six boards, one assist and a steal vs. St. John's (1/7) ... named BIG EAST Player of the Week on Jan. 2 for performances at Pitt (1/1) and vs. Oklahoma (12/29) ... totaled 19 points, six boards, three assists and two steals at Pitt ... recorded first career double-double after scoring 17 points and securing career-high 10 rebounds vs. Oklahoma ... scored game-high 21 points and added three boards, two steals and one assist vs. Chicago State (12/23) ... matched a career-high with six three-pointers while scoring a game-high 20 points with four rebounds and two steals at Wright State (12/14) ... scored team-high 19 points and grabbed five boards in career-high 45 minutes of playing time vs. Marshall (11/25) ... scored team-high 19 points and made four 3-pointers vs. Presbyterian (11/19).

## KILPATRICK'S SEASON & CAREER HIGHS

### 2012-13 Season

36 vs. Marquette, 1/19/13	Pts	36 vs. Marquette, 1/19/13
27 vs. Xavier, 12/19/12	FG Atts	27 vs. Xavier, 12/19/12
11 vs. Marquette, 1/19/13	FG Made	11 vs. Marquette, 1/19/13
15 2x (last at Seton Hall, 2/2/13)	3PT-FG Atts	15, 3x (last at Seton Hall, 2/2/13)
8 vs. N.C. A&T, 11/18/12	3PT-FG Made	8 vs. N.C. A&T, 11/18/12
10 vs. Campbell, 11/20/12	Rebs	10, 2x (last vs. Campbell, 11/20/12)
5 vs. N.C. A&T, 11/18/12	Assts	6 vs. Texas, 3/16/12
5 vs. Iowa State, 11/23/12	Stls	6 vs. Arkansas-Pine Bluff, 12/21/11
2 at Pitt, 12/31/12	Blks	2, 2x (last at Pitt, 12/31/12)
41 vs. Marquette, 1/19/13	Mins	45 vs. Marshall, 11/25/11

### Career

## KILPATRICK'S MISCELLANEOUS STATISTICS

Category	2012-13	Career
Double-Figure Scoring Games	21	67
Double-Figure Rebounding Games	1	2
Double-Double Games	1	2
20-Point Scoring Games	8	17
Games Led UC in Scoring	10	32
Games Led UC in Rebounding	6	8
Games Led UC in Assists	5	14
Games With 3+ Assists	7	30
Games With 3+ Blocks	0	0
Games With 3+ Steals	2	7
Games With 3+ Three-Pointers	9	31

## GAME-BY-GAME STATISTICS

### 2012-13 (JUNIOR SEASON)

Opponent	Date	Total					3-Pointers			Free throws		Rebounds									
		gs	min	fg-fga	pct	3fg-fga	pct	ft-fa	pct	off	def	tot	avg	pf	a	t/o	blk	stl	pts	avg	
UT MARTIN	11/11/12	*	23	5-11	.455	1-5	.200	3-5	.600	1	2	3	3.0	0	1	3	0	1	14	14.0	
MISS. VALLEY ST.	11/13/12	*	25	9-12	.750	2-3	.667	0-0	.000	1	6	7	5.0	0	1	2	0	1	20	17.0	
NORTH CAROLINA A&T	11/18/12	*	26	10-15	.667	8-12	.667	1-4	.250	1	6	7	5.7	0	5	0	0	2	29	21.0	
CAMPBELL	11/20/12	*	34	6-18	.333	2-9	.222	1-4	.250	4	6	10	6.8	1	3	1	1	1	15	19.5	
vs Iowa State	11/23/12	*	37	7-14	.500	2-6	.333	16-16	1.000	0	5	5	6.4	0	3	4	0	5	32	22.0	
vs Oregon	11/24/12	*	35	4-11	.364	3-8	.375	5-8	.625	3	5	8	6.7	1	3	5	0	2	16	21.0	
ALABAMA	12/01/12	*	36	4-11	.364	1-3	.333	4-5	.800	3	2	5	6.4	3	2	1	0	1	13	19.9	
UALR	12/06/12	*	27	7-16	.438	2-4	.500	2-4	.500	2	4	6	6.4	1	2	5	0	2	18	19.6	
UMES	12/08/12	*	24	10-15	.667	2-7	.286	1-1	1.000	1	3	4	6.1	1	1	1	1	1	23	20.0	
at Marshall	12/15/12	*	35	5-15	.333	2-8	.250	1-2	.500	3	3	6	6.1	0	2	2	0	2	13	19.3	
vs Xavier	12/19/12	*	35	10-27	.370	2-10	.200	3-5	.600	3	4	7	6.2	1	0	2	1	4	25	19.8	
WRIGHT STATE	12/22/12	*	35	5-9	.556	2-6	.333	0-0	.000	0	6	6	6.2	0	4	2	0	0	12	19.2	
NEW MEXICO	12/27/12	*	34	5-22	.227	4-13	.308	1-2	.500	2	2	4	6.0	1	2	0	0	1	15	18.8	
at PITT	12/31/12	*	27	3-8	.375	1-5	.200	9-11	.818	1	3	4	5.9	2	0	1	2	0	16	18.6	
ST. JOHN'S	1/5/13	*	37	3-14	.214	0-5	.000	1-1	1.000	1	4	5	5.8	2	2	3	0	1	7	17.9	
NOTRE DAME	1/7/13	*	33	6-11	.545	3-6	.500	0-0	.000	1	3	4	5.7	1	1	1	0	0	15	17.7	
at Rutgers	1/12/13	*	36	3-12	.250	1-7	.143	3-6	.500	1	0	1	5.4	1	1	1	0	0	10	17.2	
at DePaul	01-15-13	*	31	4-7	.571	3-4	.750	7-10	.700	0	6	6	5.4	0	3	2	1	1	18	17.3	
MARQUETTE	1/19/13	*	41	11-23	.478	5-14	.357	9-10	.900	1	3	4	5.4	1	0	2	1	0	36	18.3	
at Syracuse	1/21/13	*	39	6-16	.375	6-15	.400	3-3	1.000	0	5	5	5.4	2	2	1	0	1	21	18.4	
RUTGERS	1/30/13	*	39	5-13	.385	3-8	.375	6-8	.750	0	6	6	5.4	2	4	3	0	2	19	18.4	
at Seton Hall	2/2/13	*	36	8-19	.421	5-15	.333	0-1	.000	2	5	7	5.5	2	1	1	0	2	21	18.5	
Totals			22	725	136-319	.426	60-173	.347	76-106	.717	31	89	120	5.5	22	43	43	7	30	408	18.5

**Personal:** Full name is Sean Redell Kilpatrick ... born Jan. 6, 1990 in Yonkers, N.Y. ... son of Regina Williams and Sean Kilpatrick, Sr. ... has one brother, Travis Williams, and one sister, Skye Williams ... majoring in criminal justice ... selected as member of University of Cincinnati's Collegiate 100 Black Men's Honorary and Sigma Sigma Men's Honorary in spring 2012.

## KILPATRICK'S CAREER STATISTICS - ALL GAMES

			Total		3-Point		F-Throws		Rebounds										Scoring	
Season	gp-gs	min/avg	fg-fga	pct	fg-fga	pct	ft-fa	pct	off	def	tot	avg	pf	fo	ast	to	blk	stl	pts	avg
2010-11	35-1	720/20.6	114-261	.437	46-122	.377	65-90	.722	42	69	111	3.2	45	0	52	43	2	27	339	9.7
2011-12	37-37	1277/34.5	185-432	.428	92-245	.376	66-88	.750	52	117	169	4.6	49	0	78	56	12	49	528	14.3
2012-13	22-22	725/33.0	136-319	.426	60-173	.347	76-106	.717	31	89	120	5.5	22	0	43	43	7	30	408	18.5
TOTAL	94-60	2722/29.0	435-1012	.430	198-540	.367	207-284	.729	125	275	400	4.3	116	0	173	142	21	106	1275	13.6

PLAYER GAME-BY-GAME STATISTICS

23 - SEAN KILPATRICK • G • 6-4 • 221 • R-JR. • YONKERS, N.Y.

2011-12 (SOPHOMORE SEASON)

Opponent	Date	gs	min	Total		3-Pointers		Free throws		Rebounds				pf	a	t/o	blk	stl	pts	avg	
				fg-fga	pct	3fg-fga	pct	ft-fa	pct	off	def	tot	avg								
ALABAMA STATE	11/13/11	*	30	4-8	.500	0-4	.000	5-5	1.000	3	6	9	9.0	2	1	2	0	1	13	13.0	
JACKSONVILLE STATE	11/15/11	*	33	3-7	.429	1-1	1.000	2-2	1.000	3	0	3	6.0	0	2	2	0	0	9	11.0	
PRESBYTERIAN	11/19/11	*	37	7-15	.467	4-6	.667	1-2	.500	1	2	3	5.0	1	1	0	1	0	19	13.7	
NORTHWESTERN STATE	11/21/11	*	31	5-7	.714	2-3	.667	1-1	1.000	3	5	8	5.8	0	3	3	1	1	13	13.5	
MARSHALL	11/25/11	*	45	7-14	.500	3-6	.500	2-2	1.000	3	2	5	5.6	3	0	3	0	0	19	14.6	
MIAMI (OHIO)	11/29/11	*	34	4-11	.364	2-6	.333	0-0	.000	3	0	3	5.2	1	1	4	1	1	10	13.8	
at Georgia	12/02/11	*	38	7-15	.467	4-9	.444	4-5	.800	1	4	5	5.1	1	1	3	0	2	22	15.0	
at Xavier	12/10/11	*	34	3-12	.250	1-8	.125	4-6	.667	1	0	1	4.6	3	1	1	0	1	11	14.5	
at Wright State	12/14/11	*	37	7-15	.467	6-12	.500	0-0	.000	1	3	4	4.6	2	2	1	0	2	20	15.1	
RADFORD	12/17/11	*	26	7-11	.636	2-5	.400	0-0	.000	1	4	5	4.6	1	4	2	1	3	16	15.2	
ARKANSAS-PINE BLUFF	12/21/11	*	30	3-11	.273	2-6	.333	4-6	.667	2	2	4	4.5	1	3	3	0	6	12	14.9	
CHICAGO STATE	12/23/11	*	28	7-14	.500	4-9	.444	3-4	.750	1	2	3	4.4	0	1	0	1	2	21	15.4	
vs Oklahoma	12/29/11	*	39	6-16	.375	4-11	.364	1-2	.500	2	8	10	4.8	1	1	2	2	2	17	15.5	
at Pittsburgh	01/01/12	*	35	7-18	.389	5-11	.455	0-1	.000	2	4	6	4.9	1	3	1	0	2	19	15.8	
NOTRE DAME	01/04/12	*	30	4-10	.400	1-6	.167	0-0	.000	1	5	6	5.0	2	3	1	0	1	9	15.3	
ST. JOHNS	01/07/12	*	34	7-21	.333	4-15	.267	3-3	1.000	2	4	6	5.1	0	1	0	0	1	21	15.7	
at Georgetown	01/09/12	*	37	10-16	.625	3-5	.600	4-5	.800	1	1	2	4.9	3	0	1	0	4	27	16.4	
VILLANOVA	01/14/12	*	32	4-7	.571	2-3	.667	4-5	.800	0	2	2	4.7	1	0	1	0	0	14	16.2	
at Connecticut	1/18/12	*	37	5-15	.333	4-9	.444	2-4	.500	0	4	4	4.7	3	0	0	0	2	16	16.2	
at West Virginia	1/21/12	*	36	4-11	.364	2-7	.286	2-3	.667	1	4	5	4.7	0	1	3	0	0	12	16.0	
SYRACUSE	01/23/12	*	32	3-8	.375	2-5	.400	0-0	.000	2	7	9	4.9	3	4	0	0	0	8	15.6	
at Rutgers	01/28/12	*	33	4-12	.333	3-8	.375	0-0	.000	1	2	3	4.8	0	0	2	0	1	11	15.4	
DEPAUL	02/04/12	*	37	6-12	.500	2-6	.333	2-4	.500	1	4	5	4.8	1	4	1	0	0	16	15.4	
at St. John's	2/8/12	*	30	5-10	.500	3-6	.500	1-2	.500	2	6	8	5.0	1	4	3	0	1	14	15.4	
at Marquette	2/11/12	*	27	2-6	.333	2-3	.667	1-2	.500	3	3	6	5.0	1	2	1	0	0	7	15.0	
PROVIDENCE	2/15/12	*	37	6-15	.400	3-10	.300	7-8	.875	2	6	8	5.1	4	3	1	0	2	22	15.3	
SETON HALL	02/18/12	*	35	3-8	.375	1-5	.200	0-0	.000	2	2	4	5.1	0	3	2	1	0	7	15.0	
LOUISVILLE	02/23/12	*	36	4-11	.364	2-7	.286	2-2	1.000	1	2	3	5.0	1	4	0	1	0	12	14.9	
at USF	2/26/12	*	32	6-14	.429	0-4	.000	1-1	1.000	1	1	2	4.9	1	3	1	0	0	13	14.8	
MARQUETTE	02/29/12	*	36	4-12	.333	1-7	.143	0-1	.000	1	1	2	4.8	0	4	1	0	2	9	14.6	
at Villanova	03/03/12	*	37	5-13	.385	1-6	.167	2-3	.667	1	3	4	4.8	1	3	1	0	0	13	14.6	
vs GEORGETOWN	3/8/12	*	40	4-10	.400	1-6	.167	3-3	1.000	1	3	4	4.8	4	0	2	1	2	12	14.5	
vs Syracuse	3/9/12	*	38	6-10	.600	6-9	.667	0-0	.000	1	2	3	4.7	1	5	3	0	5	18	14.6	
vs Louisville	3/10/12	*	33	2-9	.222	1-4	.250	0-0	.000	1	2	3	4.6	1	2	0	1	1	5	14.3	
vs Texas	3/16/12	*	38	3-7	.429	1-3	.333	1-2	.500	0	4	4	4.6	0	6	0	1	2	8	14.1	
vs Florida State	3/18/12	*	37	5-9	.556	4-6	.667	4-4	1.000	0	6	6	4.7	2	0	2	0	2	18	14.3	
vs Ohio State	3/22/12	*	36	6-12	.500	3-8	.375	0-0	.000	0	1	1	4.6	2	2	3	0	0	15	14.3	
Totals			37	1277	185-432	.428	92-245	.376	66-88	.750	52	117	169	4.6	49	78	56	12	49	528	14.3

2010-11 (FRESHMAN SEASON)

Opponent	Date	gs	min	Total		3-Pointers		Free throws		Rebounds				pf	a	t/o	blk	stl	pts	avg
				fg-fga	pct	3fg-fga	pct	ft-fa	pct	off	def	tot	avg							
MOUNT ST. MARY'S	11/15/10	24	6-11	.545	3-6	.500	6-7	.857	1	2	3	3.0	0	1	1	0	2	21	21.0	
IPFW	11/20/10	23	5-9	.556	2-5	.400	1-3	.333	2	2	4	3.5	1	1	4	1	2	13	17.0	
FLORIDA A&M	11/22/10	19	1-6	.167	1-4	.250	0-0	.000	1	1	2	3.0	1	4	2	0	1	3	12.3	
SAVANNAH STATE	11/24/10	11	1-3	.333	0-1	.000	0-0	.000	1	0	1	2.5	1	0	0	0	0	2	9.8	
vs Dayton	11/27/10	15	3-7	.429	2-5	.400	0-0	.000	0	1	1	2.2	3	0	2	0	0	8	9.4	
WRIGHT STATE	12/01/10	28	8-11	.727	5-6	1.000	5-6	.833	1	1	2	2.2	2	3	0	0	2	26	12.2	
at TOLEDO	12/04/10	25	3-9	.333	2-8	.250	1-2	.500	0	4	4	2.4	1	1	0	0	0	9	11.7	
UTAH VALLEY	12/11/10	21	1-4	.250	1-3	.333	1-2	.500	0	4	4	2.6	1	3	0	0	0	4	10.8	
GEORGIA SOUTHERN	12/14/10	23	3-8	.375	1-4	.250	3-3	1.000	0	4	4	2.8	0	3	2	0	1	10	10.7	
at Oklahoma	12/18/10	24	2-6	.333	1-3	.333	3-4	.750	4	2	6	3.1	2	1	1	0	0	8	10.4	
at Miami	12/21/10	12	0-3	.000	0-1	.000	0-0	.000	0	1	1	2.9	0	1	0	0	1	0	9.5	
ST. FRANCIS (PA.)	12/23/10	25	8-12	.667	3-5	.600	2-4	.500	2	1	3	2.9	1	2	1	0	1	21	10.4	
DEPAUL UNIVERSITY	12/28/10	19	1-4	.250	0-2	.000	0-1	.000	2	2	4	3.0	1	1	1	0	1	2	9.8	
SETON HALL	12/31/10	18	4-6	.667	2-3	.667	4-7	.571	0	6	6	3.2	1	1	1	0	0	14	10.1	
XAVIER UNIVERSITY	01/06/11	10	0-2	.000	0-1	.000	0-0	.000	0	1	1	3.1	2	1	2	0	1	0	9.4	
at Villanova	01/09/11	19	5-12	.417	0-4	.000	1-1	1.000	2	1	3	3.1	4	3	2	0	3	11	9.5	
USF	01/12/11	23	6-10	.600	4-5	.800	2-3	.667	1	2	3	3.1	0	3	0	0	0	18	10.0	
at Syracuse	1/15/11	24	4-9	.444	2-3	.667	1-2	.500	3	0	3	3.1	1	0	0	0	0	11	10.1	
at Notre Dame	1-19-11	25	6-12	.500	1-1	1.000	3-4	.750	2	0	2	3.0	1	1	3	1	1	16	10.4	
at St. John's	01/22/11	18	0-6	.000	0-3	.000	1-2	.500	1	2	3	3.0	1	2	2	0	0	1	9.9	
RUTGERS	01/26/11	20	2-8	.250	1-4	.250	2-2	1.000	1	2	3	3.0	1	1	0	0	0	7	9.8	
WEST VIRGINIA	01/29/11	19	3-9	.333	1-4	.250	0-0	.000	3	3	6	3.1	3	0	1	0	2	7	9.6	
at PITT	02/05/11	11	2-6	.333	0-2	.000	2-2	1.000	1	3	4	3.2	1	0	1	0	1	6	9.5	
at DePaul University	02-08-11	27	6-11	.545	1-2	.500	6-9	.667	3	1	4	3.2	2	5	1	0	2	19	9.9	
ST. JOHNS	02/13/11	22	4-11	.364	4-10	.400	3-4	.750	0	2	2	3.2	3	0	5	0	1	15	10.1	
LOUISVILLE	02/16/11	23	5-8	.625	2-4	.500	6-7	.857	0	2	2	3.1	1	0	1	0	2	18	10.4	
at Providence College	2/19/11	13	3-4	.750	2-2	1.000	0-0	.000	1	0	1	3.0	1	0	1	0	0	8	10.3	
at Georgetown	02/23/11	21	0-4	.000	0-3	.000	0-0	.000	0	4	4	3.1	1	1	1	0	0	0	9.9	
CONNECTICUT	02/27/11	26	4-12	.333	1-4	.250	2-2	1.000	1	6	7	3.2	0	2	2	0	0	11	10.0	
at Marquette	3/2/11	20	3-6	.500	0-2	.000	0-1	.000	2	1	3	3.2	1	2	0	0	1	6	9.8	
GEORGETOWN	03/05/11	24	4-5	.800	3-4	.750	2-2	1.000	1	2	3	3.2	0	0	1	0	0	13	9.9	
vs USF	3/9/2011	21	3-6	.500	0-2	.000	6-6	1.000	1	2	3	3.2	1	2	2	0	0	12	10.0	
vs Notre Dame	03/10/11	26	3-10	.300	1-3	.333	0-0	.000	1	0	1	3.1	3	2	1	0	0	7	9.9	
vs Missouri	03/17/11	22	4-7	.571	0-2	.000	2-3	.667	2	1	3	3.1	0	1	2	0	0	10	9.9	
vs Connecticut	03/19/11	19	1-4	.250	0-2	.000	0-1	.000	2	3	5	3.2	3	0	3	0	2	2	9.7	
Totals		1	720	114-261	.437	46-122	.377	65-90	.722	42	69	111	3.2	45	52	43	2	27	339	9.7



**R-50. • C • 6-10 • 227**  
OCALA, FLA.  
ARLINGTON COUNTRY DAY

**24**

## 2012-13 Season

4, 2x (last vs. Notre Dame, 1/7/13)	Pts	7 vs. Arkansas-Pine Bluff, 12/21/11
2, 3x (last at Seton Hall, 2/2/13)	FG Atts	5 vs. Arkansas-Pine Bluff, 12/21/11
1, 4x (last at Seton Hall, 2/2/13)	FG Made	3 vs. Arkansas-Pine Bluff, 12/21/11
0	3PT-FG Atts	0
0	3PT-FG Made	0
4 vs. Notre Dame, 1/7/13	Rebs	7 vs. Chicago State, 12/23/11
0	Assts	1, 2x (last vs. Arkansas-Pine Bluff, 12/21/11)
1, 2x (last vs. Rutgers, 1/30/13)	Stls	3 vs. Chicago State, 12/23/11
3, 2x (last vs. Wright State, 12/22/12)	Blks	7 vs. Chicago State, 12/23/11
12 vs. N.C. A&T, 11/18/12	Mins	22 vs. Chicago State, 12/23/11

Category	2012-13	Career
Double-Figure Scoring Games	0	0
Double-Figure Rebounding Games	0	0
Double-Double Games	0	0
20-Point Scoring Games	0	0
Games Led UC in Scoring	0	0
Games Led UC in Rebounding	0	1
Games Led UC in Assists	0	0
Games With 3+ Assists	0	0
Games With 3+ Blocks	2	5
Games With 3+ Steals	0	1
Games With 3+ Three-Pointers	0	0

**Noting Gains:** Owns a standing reach of 9-2 and wing span of 7-1.

**2012-13 Season (R-Sophomore):** Had two points, two rebounds and one steal in 10 minutes vs. Rutgers (1/30) ... recorded two rebounds and one block in five minutes vs. No. 25 Marquette (1/19) ... grabbed season-high four rebounds to go with two points vs. No. 17/16 Notre Dame (1/7) ... played four minutes vs. St. John's (1/5), blocking one shot ... saw one minute of action at Pitt (12/31) ... recorded three blocks in six minutes against Wright State (12/22) ... totaled two points, three rebounds and two blocks vs. Maryland Eastern Shore (12/8) ... saw four minutes of action vs. Arkansas Little-Rock (12/6), producing one block and one steal ... had one rebound in six minutes vs. Oregon (11/24) ... grabbed one board in three minutes vs. Campbell (11/20) ... in 12 minutes of action, totaled three rebounds and three blocks vs. N.C. A&T (11/18) ... saw his first action of the season, playing nine minutes against Miss. Valley St. (11/13), producing four points, three rebounds and a block.

**2011-12 Season (R-Freshman):** Played in 17 games with one start, averaging 8.5 minutes ... ranked third on the team with 23 blocks ... recorded a season-high seven blocks while grabbing seven rebounds and three steals to go with two points against Chicago State (12/23) in his first career start ... scored a season-high seven points on 3-of-5 shooting to go with six rebounds and three blocks against Arkansas-Pine Bluff (12/21) ... blocked three shots and grabbed five rebounds in the season opener against Alabama State (11/13) ... grabbed three rebounds at St. John's (2/8).

**Personal:** Kelvin Ivia Gaines ... born Jan. 11, 1991 ... son of Lawrence and Jackie Stewart ... has two brothers and two sisters ... majoring in criminal justice.


### 2012-13 (SOPHOMORE SEASON)

Opponent	Date	gs	min	Total		3-Pointers		Free throws		Rebounds					pts	avg
				fga	pts	fga	pts	fta	pts	off	def	tot	avg	pf		
MSS. VALLEY ST.	11/13/12	9	0-0	1,000	0-0	0-0	3-0	2	3	0	0	0	0	0	0	0
NORTH CAROLINA A&T	11/18/12	11	0-1	0-0	0-0	0-2	0-0	1	2	3	3	0	0	3	0	1.0
CAMPBELL	11/20/12	3	0-0	0-0	0-0	0-0	0-0	0	1	2	3	0	0	0	0	0.7
vs Oregon	11/24/12	6	0-0	0-0	0-0	0-2	0-0	1	0	1	2	0	0	0	0	0.5
UALR	12/6/12	4	0-0	0-0	0-0	0-0	0-0	0	0	1	6	1	0	1	1	0
UMES	12/8/12	8	1-2	500	0-0	0-0	0-0	2	1	3	18	1	0	1	2	2
WRIGHT STATE	12/22/12	6	0-1	0-0	0-0	0-0	0-0	0	1	1	7	1	0	0	3	0
at PITT	12/31/12	1	0-0	0-0	0-0	0-0	0-0	0	0	1	5	0	0	0	0	0.5
ST. JOHN'S	15/3/1	4	0-0	0-0	0-0	0-0	0-0	0	0	1	3	0	0	1	0	0.4
NOTRE DAME	1/7/13	11	1-2	500	0-0	0-0	0-1	0	3	4	16	1	0	1	0	2
MARQUETTE	1/19/13	5	0-0	0-0	0-0	0-0	0-0	0	2	2	16	0	0	1	0	0.5
RUTGERS	1/30/13	10	1-2	500	0-0	0-0	0-0	2	0	2	17	2	0	1	0	2
at Seton Hall	2/2/13	6	1-2	500	0-0	0-0	0-0	0	1	1	16	3	0	2	0	2
Totals		0	84	5-11	455	0-0	0-0	0-5	0-0	9	12	21	16	6	12	2

### 2011-12 (FRESHMAN SEASON)

Opponent	Date	Total				3-Pointers		Free throws		Rebounds										
		gs	min	fg	pct	3fg	pct	ft	pct	off	def	tot	avg	pf	a	to	blk	stl	pts	avg
ALABAMA STATE	11/13/11	8	0-0	.000	0-0	.000	0-0	.000	1	4	5	5.0	2	0	0	3	0	0	0	0.0
JACKSONVILLE STATE	11/15/11	8	0-1	.000	0-0	.000	0-0	.000	0	2	3.5	0.0	0	0	0	2	0	0	0	0.0
PRESBYTERIAN	11/19/11	10	0-2	.000	0-0	.000	0-0	.000	1	0	1.7	2.7	0	1	1	0	0	0	0.0	
NORTHWESTERN STATE	11/21/11	5	0-0	.000	0-0	.000	0-2	.000	0	2	2.5	0.0	0	1	0	1	0	0	0.0	
MIAMI (OHIO)	11/29/11	3	0-0	.000	0-0	.000	0-0	.000	0	1	1	2.2	0	0	0	0	0	0	0.0	
at Georgia	12/02/11	0	0-0	.000	0-0	.000	0-0	.000	0	0	1.8	0.0	0	0	0	0	0	0	0.0	
at Xavier	12/10/11	9	0-0	.000	0-0	.000	0-0	.000	0	1	1	1.7	0	0	0	1	1	0	0.0	
at Wright State	12/11/11	17	1-1	1.000	0-0	.000	0-0	.000	0	2	2	1.8	5	1	0	2	2	0	2.3	
RADFORD	12/21/11	17	1-1	1.000	0-0	.000	1-1	1.000	0	4	2.0	4.4	0	0	0	2	0	3	0.6	
ARKANSAS-PINE BLUFF	12/21/11	21	3-5	60.0	0-0	.000	1-3	.333	3	3	6	2.4	3	1	3	3	0	7	1.2	
CHICAGO STATE	12/23/11	22	1-3	.333	0-0	.000	0-0	.000	3	4	7	2.8	2	0	0	7	3	2	1.3	
vs Oklahoma	12/29/11	14	0-1	.000	0-0	.000	0-0	.000	1	2	3	2.8	4	0	0	1	1	0	1.2	
at Pittsburgh	01/01/12	5	0-1	.000	0-0	.000	0-0	.000	1	0	1	2.7	0	0	0	0	0	0	1.1	
SYRACUSE	01/23/12	1	0-0	.000	0-0	.000	0-0	.000	0	0	0	2.5	1	0	0	0	0	0	1.0	
DEPAUL	02/04/12	1	0-0	.000	0-0	.000	0-0	.000	0	0	0	2.3	1	0	1	0	0	0	0.9	
at St. John's	2/8/12	3	0-0	.000	0-0	.000	0-0	.000	1	2	3	2.4	3	3	0	0	0	0	0.9	
at Marquette	2/11/12	1	0-0	.000	0-0	.000	0-0	.000	0	0	0	2.2	0	0	0	0	0	0	0.8	
Totals		1	145	6-15	.400	0-0	.000	2-6	.333	11	27	38	22	27	2	8	23	5	14	0.8

			Total		3-Point		F-Throws		Rebounds											Scoring	
Season	gp-gs	min/avg	fg-fga	pct	fg-fga	pct	ft-fta	pct	off	def	tot	avg	pf	fo	ast	to	blk	stl	pts	avg	
2011-12	17-1	145/8.5	6-15	.400	0-0	.000	2-6	.333	11	27	38	2.2	27	1	2	8	23	5	14	0.8	
2012-13	13-0	84/6.5	5-11	.455	0-0	.000	0-5	.000	9	12	21	1.6	16	0	0	6	12	2	10	0.8	
TOTAL	30-1	229/7.6	11-26	.423	0-0	.000	2-11	.182	20	39	59	2.0	43	1	2	14	35	7	24	0.8	



## DAVID NYARSUK

JR.-TR. • C • 7-1 • 230

JUBA, SENEGAL

MOUNTAIN STATE UNIVERSITY (W.VA.)

# 33

**Pronunciation:** David Nahr-SUK

**Noting Nyarsuk:** Tallest player in UC history at 7-1 ... owns a standing reach of 9-6 and a wing span of 7-1.5 ... speaks three languages: English, Arabic and Bari.

**2012-13 Season (Junior):** Tallied four blocks, two points, two rebounds and one assist vs. No. 25 Marquette (1/19) ... scored six points with three rebounds in 19 minutes at Pitt (12/31) ... recorded four blocks in 10 minutes against Wright State (12/22) ... scored a career-high 12 points with six rebounds and one block vs. Arkansas Little-Rock (12/6) ... totaled three rebounds in 10 minutes vs. Alabama (12/1) ... grabbed five boards in 11 minutes vs. Oregon (11/24) ... recorded five points with five boards, one assist and one block vs. Iowa State (11/23) ... had six points, four rebounds, one block and one steal vs. Campbell (11/20) ... produced six points, six boards, a career-high five blocks and one assist vs. N.C. A&T (11/18) ... scored eight points and grabbed three rebounds in 13 minutes against Miss. Valley St. (11/13) ... tallied nine points on 4-of-6 shooting to go with six rebounds and a pair of blocks in his UC debut vs. UT Martin (11/11).

**Prior to Cincinnati:** Played two seasons at Mountain State University, an NAIA school in Beckley, W.Va. ... helped guide the Cougars to the 2011 NAIA Division I national championship game, the 2012 national semifinals and a 59-15 combined record ... ranked second in the nation in blocks as a freshman (97) and sophomore (102) while averaging 10.2 points, 8.0 rebounds and 2.8 blocks during his two seasons ... averaged 9.8 points, 8.1 rebounds and 2.9 blocks while shooting 55.7 percent from the field and recording eight double-doubles during the 2011-12 season ... helped the Cougars finish the 2001-12 season ranked fourth in the final coaches' Top 25 poll ... ranked as the 19th-best center in the 2010 recruiting class according to ESPN ... attended Mountain State Academy, also in Beckley, W.Va., where he averaged 10 points, 10 rebounds and four blocks during the 2009-10 season ... averaged 10.1 points, 9.5 rebounds and 2.9 blocks at The Patterson School in Lenoir, N.C. during the 2008-09 campaign.

**Personal:** David Hillary Nyarsuk ... born Feb. 5, 1991 in Juba, South Sudan ... son of Hillary Modi and Catrina Andria ... has four sisters and two brothers ... majoring in criminal justice.

## NYARSUK'S SEASON & CAREER HIGHS

2012-13 Season		Career
12 vs. Arkansas Little-Rock, 12/6/12	Pts	12 vs. Arkansas Little-Rock, 12/6/12
6, 3x (last vs. Arkansas Little-Rock, 12/6/12)	FG Atts	6, 3x (last vs. Arkansas Little-Rock, 12/6/12)
5 vs. Arkansas Little-Rock, 12/6/12	FG Made	5 vs. Arkansas Little-Rock, 12/6/12
0	3PT-FG Atts	0
0	3PT-FG Made	0
6, 3x (last vs. Arkansas Little-Rock, 12/6/12)	Rebs	6, 3x (last vs. Arkansas Little-Rock, 12/6/12)
1, 4x (last vs. Marquette, 1/19/13)	Assts	1, 4x (last vs. Marquette, 1/19/13)
1 vs. Campbell, 11/20/12	Stls	1 vs. Campbell, 11/20/12
5 vs. N.C. A&T, 11/18/12	Blks	5 vs. N.C. A&T, 11/18/12
24 vs. UT Martin, 11/11/12	Mins	24 vs. UT Martin, 11/11/12

## NYARSUK'S MISCELLANEOUS STATISTICS

Category	2012-13	Career
Double-Figure Scoring Games	1	1
Double-Figure Rebounding Games	0	0
Double-Double Games	0	0
20-Point Scoring Games	0	0
Games Led UC in Scoring	0	0
Games Led UC in Rebounding	0	0
Games Led UC in Assists	0	0
Games With 3+ Assists	0	0
Games With 3+ Blocks	3	3
Games With 3+ Steals	0	0
Games With 3+ Three-Pointers	0	0

## GAME-BY-GAME STATISTICS

### 2012-13 (JUNIOR SEASON)

Opponent	Date	gs	min	Total		3-Points		Free throws		Rebounds		pf	a	t/o	blk	stl	pts	avg		
				fg-fga	pct	3fg-3fga	pct	ft-fa	pct	off	def								tot	avg
UT MARTIN	11/11/12	24	4-6	.667	0-0	.000	1-1	1.000	1	5	6	6.0	2	0	0	2	0	9	9.0	
MISS. VALLEY ST.	11/13/12	13	3-5	.600	0-0	.000	2-4	.500	2	1	3	4.5	2	0	1	0	0	8	8.5	
NORTH CAROLINA A&T	11/18/12	12	3-3	1.000	0-0	.000	0-0	.000	2	4	6	5.0	0	1	3	5	0	6	7.7	
CAMPBELL	11/20/12	19	3-6	.500	0-0	.000	0-0	.000	1	3	4	4.8	1	0	1	1	1	6	7.3	
vs Iowa State	11/23/12	23	2-3	.667	0-0	.000	1-2	.500	3	2	5	4.8	2	1	0	1	0	5	6.8	
vs Oregon	11/24/12	11	0-1	.000	0-0	.000	0-0	.000	2	3	5	4.8	5	0	1	0	0	0	5.7	
ALABAMA	12/01/12	10	0-2	.000	0-0	.000	0-0	.000	2	1	3	4.6	0	0	0	0	0	0	4.9	
UALR	12/6/12	17	5-6	.833	0-0	.000	2-3	.667	2	4	6	4.8	4	0	2	1	0	12	5.8	
UMES	12/8/12	16	2-3	.667	0-0	.000	0-0	.000	1	1	2	4.4	3	0	3	2	0	4	5.6	
at Marshall	12/15/12	16	2-3	.667	0-0	.000	0-0	.000	2	3	5	4.5	3	0	2	1	0	4	5.4	
vs Xavier	12/19/12	10	0-0	.000	0-0	.000	0-0	.000	1	1	2	4.3	0	0	1	1	0	0	4.9	
WRIGHT STATE	12/22/12	10	1-4	.250	0-0	.000	0-0	.000	1	1	2	4.1	2	0	0	4	0	2	4.7	
NEW MEXICO	12/27/12	9	1-1	1.000	0-0	.000	0-0	.000	0	0	0	3.8	1	0	0	0	0	2	4.5	
at PITT	12/31/12	19	3-3	1.000	0-0	.000	0-0	.000	3	0	3	3.7	2	0	0	0	0	6	4.6	
ST. JOHNS	1/5/13	6	0-1	.000	0-0	.000	0-0	.000	0	0	0	3.5	0	0	0	1	0	0	4.3	
NOTRE DAME	1/7/13	10	2-2	1.000	0-0	.000	0-0	.000	0	3	3	3.4	1	0	1	0	1	4	4.3	
at Rutgers	1/12/13	6	0-1	.000	0-0	.000	0-0	.000	0	2	2	3.4	0	0	0	0	0	0	4.0	
at DePaul	01-15-13	18	1-1	1.000	0-0	.000	0-0	.000	2	1	3	3.3	1	1	1	3	0	2	3.9	
MARQUETTE	1/19/13	18	1-4	.250	0-0	.000	0-2	.000	1	1	2	3.3	5	1	1	4	0	2	3.8	
at Syracuse	1/21/13	7	0-1	.000	0-0	.000	0-0	.000	0	0	0	3.1	1	0	0	0	0	0	3.6	
RUTGERS	1/30/13	2	0-0	.000	0-0	.000	0-0	.000	0	0	0	3.0	0	0	1	0	0	0	3.4	
at Seton Hall	2/2/13	7	0-0	.000	0-0	.000	2-3	.667	1	1	2	2.9	0	0	0	0	0	2	3.4	
Totals		0	283	33-56	.589	0-0	.000	8-15	.533	27	37	64	2.9	35	4	18	26	2	74	3.4

## NYARSUK'S CAREER STATISTICS - ALL GAMES

			Total		3-Point		F-Throws			Rebounds											Scoring	
Season	gp-gs	min/avg	fg-fga	pct	fg-fga	pct	ft-fa	pct	off	def	tot	avg	pf	fo	ast	to	blk	stl	pts	avg		
2012-13	22-0	283/12.9	33-56	.589	0-0	.000	8-15	.533	27	37	64	2.9	35	2	4	18	26	2	74	3.4		
TOTAL	22-0	283/12.9	33-56	.589	0-0	.000	8-15	.533	27	37	64	2.9	35	2	4	18	26	2	74	3.4		

**SR • G • 6-3 • 198**  
SUFFOLK, VA.  
KING'S FORK

**44**

**2012-13 Season (Senior):** Scored seven points with three rebounds, one assist and one steal vs. Rutgers (1/30) ... matched a season high with a trio of three-pointers at Syracuse (1/24) ... tied season high in rebounds (8) and assists (5) to go with seven points and one steal vs. No. 25 Marquette (1/19) ... posted 12 points on 5 of 10 shooting at DePaul (1/15) ... scored 11 points and tied season high of eight rebounds with one assist at Rutgers (1/12) ... totaled eight points, one rebound and one assist vs. No. 17/16 Notre Dame (1/7) ... scored 13 points and tied Cheikh Mboj for team lead with five rebounds while adding an assist in 36 minutes at Pitt (12/31) ... recorded 14 points with six rebounds and two assists vs. New Mexico (12/27) ... scored a game-high 21 points, including 16 in the second half to go with a trio of three-pointers against Wright State (12/22) ... tallied 11 points with six rebounds, one assist and one steal vs. Xavier (12/19) ... had 12 points with six rebounds and four assists vs. Maryland Eastern Shore (12/8) ... scored 11 points with three steals, two rebounds and two assists vs. Arkansas Little-Rock (12/6) ... produced team highs in points (13), rebounds (6) and assists (2) with one steal vs. Alabama (12/1) ... scored 16 points with four rebounds and one steal vs. Oregon (11/24) ... had two points and two boards with one steal in 19 minutes vs. Iowa State (11/23) ... set season highs in points (21) and rebound (8) with two assists vs. Campbell (11/20) ... dished out a game-high-tying five assists with three points and three rebounds vs. N.C. A&T (11/18) ... tallied 13 points with four rebounds, three steals and two assists against Miss. Valley St. (11/13/12) ... scored eight points to go with six rebounds in the season opener against UT Martin (11/11).

**Personal:** JaQuon Louis Parker ... born March 29, 1990 in Suffolk, Va. ... son of Gwinn Parker and Jociba Rodgers ... has three brothers: Mike Parker, Ahmar Parker and Jociba Brinkley and two sisters: Chasady and Tamara Parker ... majoring in criminal justice.

2012-13 Season		Career
21, 2x (last vs. Wright State, 12/22/12)	Pts	28 vs. Marquette, 2/29/12
16 vs. Oregon, 11/24/12	FG Atts	18 vs. Marquette, 2/29/12
8 vs. Wright State, 12/22/12	FG Made	10 vs. Marquette, 2/29/12
5, 5x (last vs. Rutgers, 1/30/13)	3PT-FG Atts	6, 2x (last at Pittsburgh, 1/1/12)
3, 3x (last at Syracuse, 1/21/13)	3PT-FG Made	4 at Pitt, 1/1/12
8, 3x (last vs. Marquette, 1/19/13)	Rebs	11 vs. Florida State, 3/18/12
5, 2x (last vs. Marquette, 1/19/13)	Assts	6 vs. St. Francis, 12/23/10
3, 2x (last vs. Arkansas Little-Rock, 12/6/12)	Stls	3, 2x (last vs. Arkansas Little-Rock, 12/6/12)
1 vs. UT Martin, 11/11/12	Blks	1, 3x (last vs. Villanova, 1/14/12)
36, 3x (last at Pitt, 12/31/12)	Mins	46 vs. Georgetown, 3/8/12

Category	2012-13	Career
Double-Figure Scoring Games	12	28
Double-Figure Rebounding Games	0	2
Double-Double Games	0	0
20-Point Scoring Games	1	3
Games Led UC in Scoring	2	6
Games Led UC in Rebounding	3	10
Games Led UC in Assists	5	10
Games With 3+ Assists	4	14
Games With 3+ Blocks	0	0
Games With 3+ Steals	2	2
Games With 3+ Three-Pointers	3	10

Opponent	Date	gs	min	Total		3-Pointers		Free throws		Rebounds				pts	avg					
				fg-fga	pct	3fg-3fga	pct	ft-ftr	pct	off	def	tot	avg							
UT MARTIN	11/11/12	*	21	2-3	667	2-3	667	2-2	1,000	1	5	6	6.0	1	2	1	1	8	8.0	
MISS. VALLEY ST.	11/13/12	*	20	5-11	455	1-3	333	2-3	667	4	0	4	5.0	1	2	0	0	3	13	10.5
NORTH CAROLINA A&T	11/18/12	*	13	1-5	200	0-1	000	1-1	1,000	0	3	3	4.3	1	5	0	0	0	3	8.0
CAMPBELL	11/20/12	*	30	7-10	700	2-3	667	5-11	455	4	4	8	5.3	2	2	1	0	0	21	11.3
vs Iowa State	11/23/12	*	19	1-7	143	0-2	000	0-0	000	1	1	2	4.6	3	0	3	0	1	2	9.4
vs Oregon	11/24/12	*	35	6-16	375	2-4	500	2-5	400	2	2	4	4.5	1	0	1	0	1	16	10.5
ALABAMA	12/01/12	*	32	6-12	500	1-2	500	2-1	1,000	2	4	6	4.7	1	2	0	1	3	13	10.9
UALR	12/6/12	*	23	4-8	500	2-5	400	1-2	500	0	2	2	4.4	2	2	0	0	3	11	10.9
UMES	12/8/12	*	24	4-14	286	2-5	400	1-6	333	3	2	6	4.6	4	0	0	1	12	11.0	
at Marshall	12/15/12	*	26	3-8	375	0-1	000	2-2	1,000	1	2	3	4.4	3	1	0	0	0	8	10.7
vs Xavier	12/19/12	*	36	2-10	200	0-2	000	7-10	700	5	1	6	4.5	2	1	2	0	1	11	10.7
WRIGHT STATE	12/22/12	*	30	8-15	533	3-5	600	2-5	400	3	2	5	4.6	1	0	0	0	0	21	11.6
NEW MEXICO	12/27/12	*	36	5-14	357	3-5	600	1-1	1,000	4	4	6	4.7	3	2	4	0	0	14	11.8
at PITT	12/31/12	*	36	4-10	400	0-2	000	5-8	625	0	5	5	4.7	1	1	0	0	0	13	11.9
ST. JOHN'S	1/5/13	*	33	1-8	125	0-3	000	1-2	500	2	2	4	4.7	0	2	3	0	2	3	11.3
NOTRE DAME	1/7/13	*	25	2-2	1,000	2-2	1,000	2-4	500	1	0	1	4.4	3	1	3	0	0	8	11.1
at Rutgers	1/12/13	*	29	4-7	571	1-4	250	2-2	1,000	4	4	8	4.6	4	1	2	0	0	11	11.1
at DePaul	01-15-13	*	32	5-10	500	1-3	333	1-4	250	0	3	3	4.6	1	0	6	0	0	12	11.1
MARQUETTE	1/19/13	*	35	3-10	300	1-3	333	0-0	000	5	3	8	4.7	4	5	2	0	1	7	10.9
at Syracuse	12/11/13	*	31	4-9	444	3-5	600	0	000	4	2	6	4.8	2	4	2	0	0	11	10.9
RUTGERS	1/30/13	*	34	1-6	167	1-5	200	4-6	667	1	2	3	4.7	0	1	3	0	1	7	10.7
at Seton Hall	2/21/13	*	31	1-5	200	1-2	500	6-8	750	1	1	2	4.6	2	2	1	0	1	9	10.6
Totals	22	631	79-200	395	28-70	40	48-83	578	46	55	101	4.6	38	40	37	1	17	234	10.6	

			Total		3-Point		F-Throws		Rebounds											Scoring	
Season	gp-gs	min/avg	fg-fga	pct	fg-fga	pct	ft-fta	pct	off	def	tot	avg	pf	fo	ast	to	blk	stl	pts	avg	
2009-10	26-8	342/13.2	37-82	.451	17-47	.362	20-33	.606	21	52	73	2.8	22	0	26	19	1	9	111	4.3	
2010-11	23-1	196/8.5	9-49	.184	3-20	.150	14-24	.583	12	28	40	1.7	10	0	18	13	1	5	35	1.5	
2011-12	30-24	798/26.6	99-238	.416	26-70	.371	57-84	.679	55	113	168	5.6	55	0	38	31	2	17	281	9.4	
2012-13	22-22	631/28.7	79-200	.395	28-70	.400	48-83	.578	46	55	101	4.6	38	0	40	37	1	17	234	10.6	
TOTAL	101-55	1967/19.5	224-569	.394	74-207	.357	139-224	.621	134	248	382	3.8	125	0	122	100	5	48	661	6.5	

PLAYER GAME-BY-GAME STATISTICS

44 - J AQUON PARKER • C • 6-3 • 198 • SR. • SUFFOLK, VA.

2011-12 (JUNIOR SEASON)

Opponent	Date	gs	min	Total		3-Pointers		Free throws		Rebounds				pf	a	t/o	blk	stl	pts	avg
				fg-fga	pct	3fg-fga	pct	ft-fa	pct	off	def	tot	avg							
at Xavier	12/10/11	15	1-2	500	0-0	.000	2-2	1.000	2	1	3	3.0	3	0	1	0	1	4	4.0	
at Wright State	12/14/11	* 23	5-8	625	2-3	.667	2-3	.667	4	2	6	4.5	3	1	3	0	0	14	9.0	
RADFORD	12/17/11	* 26	4-7	571	1-1	1.000	0-0	.000	3	6	9	6.0	1	3	1	0	0	9	9.0	
ARKANSAS-PINE BLUFF	12/21/11	* 18	5-7	714	3-3	1.000	4-5	.800	1	0	1	4.8	2	0	1	0	0	17	11.0	
CHICAGO STATE	12/23/11	* 23	4-6	667	0-1	.000	0-0	.000	1	6	7	5.2	1	4	1	0	0	8	10.4	
vs Oklahoma	12/29/11	* 34	2-8	250	1-3	.333	6-6	1.000	4	5	9	5.8	0	2	0	0	1	11	10.5	
at Pittsburgh	01/01/12	* 37	7-11	636	4-6	.667	3-5	.600	4	3	7	6.0	2	3	1	0	1	21	12.0	
NOTRE DAME	01/04/12	* 31	3-8	375	3-5	.600	2-2	1.000	0	5	5	5.9	2	1	1	0	1	11	11.9	
ST. JOHN'S	01/07/12	* 21	0-7	.000	0-1	.000	0-0	.000	3	3	6	5.9	1	1	0	0	2	0	10.6	
at Georgetown	01/09/12	* 11	0-1	.000	0-1	.000	0-0	.000	1	1	2	5.5	0	0	0	0	1	0	9.5	
VILLANOVA	01/14/12	17	2-4	500	1-2	.500	2-3	.667	0	0	0	5.0	4	1	0	1	0	7	9.3	
at Connecticut	1/18/12	20	5-10	500	2-4	.500	0-0	.000	0	4	4	4.9	3	1	0	0	0	12	9.5	
at West Virginia	1/21/12	26	3-7	429	0-1	.000	3-5	.600	2	4	4	4.8	3	0	1	0	1	9	9.5	
SYRACUSE	01/23/12	17	1-7	.143	0-3	.000	0-0	.000	1	3	4	4.8	4	0	0	0	0	2	8.9	
at Rutgers	01/28/12	21	2-8	250	0-3	.000	3-4	.750	0	3	3	4.7	4	1	3	0	1	7	8.8	
DEPAUL	02/04/12	* 24	2-3	.667	0-0	.000	0-0	.000	0	5	5	4.7	1	0	3	0	1	4	8.5	
at St. John's	2/8/12	* 25	2-6	.333	0-0	.000	1-2	.500	2	3	5	4.7	0	1	1	0	1	5	8.3	
at Marquette	2/11/12	* 32	6-12	500	0-2	.000	3-6	.500	3	5	8	4.9	3	4	1	0	1	15	8.7	
PROVIDENCE	2/15/12	* 28	3-9	.333	0-0	.000	2-2	1.000	1	4	5	4.9	0	0	1	0	0	8	8.6	
SETON HALL	02/18/12	* 32	4-9	444	2-5	.400	2-4	.500	1	6	7	5.0	1	0	0	1	1	12	8.8	
LOUISVILLE	02/23/12	* 14	0-4	.000	0-1	.000	0-0	.000	3	1	4	5.0	0	1	0	0	0	0	8.4	
at USF	2/26/12	* 32	2-9	222	1-3	.333	1-2	.500	1	4	5	5.0	0	0	0	0	0	6	8.3	
MARQUETTE	02/29/12	* 35	10-18	556	2-4	.500	6-8	.750	2	5	7	5.0	3	2	0	0	0	28	9.1	
at Villanova	03/03/12	* 31	3-7	429	1-2	.500	4-5	.800	2	7	10	5.0	0	0	3	0	0	11	9.2	
vs GEORGETOWN	3/8/12	* 46	4-10	400	1-4	.250	0-0	.000	3	7	10	5.2	3	3	1	0	0	9	9.2	
vs Syracuse	3/9/12	* 31	2-8	250	0-1	.000	5-7	.714	2	6	8	5.3	1	0	1	0	2	9	9.2	
vs Louisville	3/10/12	* 32	5-9	556	0-1	.000	0-4	.000	0	7	7	5.4	3	0	1	0	1	10	9.2	
vs Texas	3/16/12	* 34	6-15	400	1-5	.200	0-0	.000	2	4	6	5.4	2	3	2	0	0	13	9.4	
vs Florida State	3/18/12	* 30	1-8	250	0-1	.000	5-6	.833	5	6	11	5.6	3	4	1	0	0	9	9.3	
vs Ohio State	3/22/12	* 32	4-10	400	1-4	.250	1-3	.333	2	4	6	5.6	2	2	3	0	1	10	9.4	
Totals		24	798	99-238	416	26-70	.371	57-84	.679	55	113	168	5.6	55	38	31	2	17	281	9.4

2010-11 (SOPHOMORE SEASON)

Opponent	Date	gs	min	Total		3-Pointers		Free throws		Rebounds				pf	a	t/o	blk	stl	pts	avg
				fg-fga	pct	3fg-fga	pct	ft-fa	pct	off	def	tot	avg							
MOUNT ST. MARY'S	11/15/10	14	0-1	.000	0-1	.000	2-2	1.000	1	0	1	1.0	2	0	1	0	0	2	2.0	
IPFW	11/20/10	6	0-3	.000	0-2	.000	0-0	.000	0	1	1	1.0	0	0	0	0	0	0	1.0	
FLORIDA A&M	11/22/10	14	1-4	250	1-3	.333	1-2	.500	2	3	5	2.3	1	0	0	0	0	4	2.0	
SAVANNAH STATE	11/24/10	13	1-4	250	1-1	1.000	0-0	.000	0	2	2	2.3	1	0	0	0	1	3	2.3	
vs Dayton	11/27/10	19	0-3	.000	0-2	.000	1-2	.500	0	2	2	2.2	1	1	0	1	0	1	2.0	
WRIGHT STATE	12/01/10	7	0-1	.000	0-1	.000	0-2	.000	1	1	2	2.2	0	2	1	0	0	0	1.7	
at TOLEDO	12/04/10	21	1-5	200	0-2	.000	0-0	.000	1	3	4	2.4	0	4	1	0	0	2	1.7	
UTAH VALLEY	12/11/10	10	0-3	.000	0-1	.000	3-5	.600	1	0	1	2.3	1	0	3	0	0	3	1.9	
GEORGIA SOUTHERN	12/14/10	17	1-3	.333	0-1	.000	4-4	1.000	0	4	4	2.4	0	2	1	0	1	6	2.3	
at Oklahoma	12/18/10	7	0-2	.000	0-1	.000	0-0	.000	0	3	3	2.5	1	2	0	0	1	0	2.1	
at Miami	12/21/10	2	0-0	.000	0-0	.000	0-0	.000	0	0	0	2.3	0	0	0	0	0	0	1.9	
ST. FRANCIS (PA.)	12/23/10	* 20	2-7	286	1-2	.500	0-2	.000	2	6	8	2.8	1	6	1	0	2	5	2.2	
DEPAUL UNIVERSITY	12/28/10	7	0-0	.000	0-0	.000	0-0	.000	1	1	2	2.7	1	0	0	0	0	0	2.0	
at Villanova	01/09/11	4	0-1	.000	0-0	.000	0-0	.000	0	0	0	2.5	0	1	2	0	0	0	1.9	
USF	01/12/11	3	0-0	.000	0-0	.000	1-2	.500	0	0	0	2.3	0	0	0	0	0	1	1.8	
at Notre Dame	1-19-11	4	0-2	.000	0-0	.000	1-2	.500	1	1	2	2.3	0	0	0	0	0	1	1.8	
at St. John's	01/22/11	1	0-0	.000	0-0	.000	0-0	.000	0	0	0	2.2	0	0	0	0	0	0	1.6	
at PITT	02/05/11	7	0-1	.000	0-0	.000	0-0	.000	1	0	1	2.1	0	0	1	0	0	0	1.6	
at Marquette	3/2/11	3	0-0	.000	0-0	.000	0-0	.000	0	0	0	2.0	0	0	0	0	0	0	1.5	
GEORGETOWN	03/05/11	2	0-0	.000	0-0	.000	0-0	.000	0	0	0	1.9	0	0	0	0	0	0	1.4	
vs USF	3/9/2011	3	2-2	1.000	0-0	.000	1-1	1.000	0	0	0	1.8	0	0	0	0	0	5	1.6	
vs Notre Dame	03/10/11	8	0-5	.000	0-2	.000	0-0	.000	1	1	2	1.8	1	0	2	0	0	0	1.5	
vs Connecticut	03/19/11	4	1-2	500	0-1	.000	0-0	.000	0	0	0	1.7	0	0	0	0	0	2	1.5	
Totals		1	196	9-49	.184	3-20	.150	14-24	.583	12	28	40	1.7	10	18	13	1	5	35	1.5

2009-10 (FRESHMAN SEASON)

Opponent	Date	gs	min	Total		3-Pointers		Free throws		Rebounds			pf	a	t/o	blk	stl	pts	avg	
				fg-fga	pct	3fg-fga	pct	ft-fa	pct	off	def	tot								avg
PRAIRIE VIEW A&M	11/16/09	3	0-0	.000	0-0	.000	0-0	.000	0	0	0	0	0	0	0	0	0	0.0		
TOLEDO	11/18/09	13	2-3	.667	1-2	.500	0-0	.000	0	5	5	2.5	0	2	0	0	1	5	2.5	
vs VANDERBILT	11/23/09	8	2-2	1.000	0-0	.000	0-0	.000	0	1	1	2.0	0	1	1	0	0	4	3.0	
vs MARYLAND	11/24/09	16	1-3	.333	0-2	.000	0-1	.000	0	4	4	2.5	4	1	1	0	1	2	2.8	
vs GONZAGA	11/25/09	2	0-1	.000	0-1	.000	0-0	.000	0	1	1	2.2	1	0	0	0	0	0	2.2	
TEXAS SOUTHERN	12/01/09	23	2-6	.333	0-3	.000	6-9	.667	0	7	7	3.0	1	3	0	0	1	10	3.5	
MIAMI (OH)	12/10/09	* 6	0-1	.000	0-1	.000	0-0	.000	0	2	2	2.9	0	0	1	0	1	0	3.0	
at Xavier	12/13/09	3	0-0	.000	0-0	.000	0-0	.000	0	0	0	2.5	1	0	0	0	0	0	2.6	
LIPSCOMB	12/19/09	16	2-5	.400	2-5	.400	0-0	.000	0	3	3	2.6	0	2	2	0	0	6	3.0	
WINTHROP	12/22/09	8	1-1	1.000	1-1	1.000	0-0	.000	1	2	3	2.6	0	0	1	0	0	3	3.0	
CS BAKERSFIELD	01/06/10	15	3-6	.500	3-5	.600	0-1	.000	1	4	5	2.8	0	2	1	0	1	9	3.5	
at St. John's	01/13/10	3	0-0	.000	0-0	.000	2-2	1.000	0	3	3	2.8	0	0	0	0	0	2	3.4	
NOTRE DAME	01/16/10	12	2-4	.500	1-3	.333	0-0	.000	0	0	0	2.6	2	1	0	0	0	5	3.5	
USF	01/20/10	* 35	6-8	.750	1-2	.500	2-3	.667	0	4	4	2.7	0	5	0	1	0	15	4.4	
at LOUISVILLE	01/24/10	* 21	1-4	.250	1-3	.333	0-0	.000	3	2	5	2.9	2	0	0	0	3	4	3.3	
PROVIDENCE	01/30/10	9	1-3	.333	0-0	.000	4-6	.667	1	2	3	2.9	1	1	0	0	0	6	4.4	
at Notre Dame	02/04/10	10	0-0	.000	0-0	.000	1-2	.500	1	0	1	2.8	2	1	1	0	0	1	4.2	
SYRACUSE	02/07/10	3	0-0	.000	0-0	.000	0-0	.000	0	0	0	2.6	0	0	1	0	0	0	3.9	
at USF	02/16/10	9	1-2	.500	0-0	.000	0-0	.000	0	1	1	2.5	1	0	2	0	0	2	3.8	
VILLANOVA	03/02/10	9	2-4	.500	1-3	.333	0-0	.000	0	1	1	2.5	2	1	0	0	0	5	3.9	
at Georgetown	03/06/10	14	0-4	.000	0-2	.000	0-2	.000	1	2	3	2.5	0	0	0	0	1	0	3.7	
vs Rutgers	03/09/10	* 29	4-8	.500	3-6	.500	2-3	.667	3	2	5	2.6	2	1	1	0	0	13	4.1	
vs LOUISVILLE	03/10/10	* 28	3-5	.600	0-1	.000	2-3	.667	7	2	9	2.9	2	3	1	0	2	8	4.3	
vs West Virginia	03/11/10	* 11	0-2	.000	0-0	.000	0-0	.000	1	0	1	2.8	0	0	1	0	0	0	4.1	
WEBER STATE	03/17/10	* 29	2-6	.333	1-4	.250	1-1	1.000	1	4	5	2.9	1	2	2	0	1	6	4.2	
DAYTON	03/22/10	* 7	2-4	.500	2-3	.667	0-0	.000	1	0	1	2.8	0	0	1	0	0	6	4.3	
Totals		8	342	37-82	.451	17-47	.362	20-33	.606	21	52	73	2.8	22	26	19	1	9	111	4.3



## GAME 1

**UT Martin .....57**  
**at No. 24/rv Cincinnati ..... 80**  
**Nov. 11, 2012 • Cincinnati, Ohio**  
**(Fifth Third Arena)**

(AP) - Cashmere Wright scored 16 points and Sean Kilpatrick added 14 as No. 24 Cincinnati cruised to an 80-57 season-opening win over Tennessee-Martin.

Eleven different players scored for the Bearcats. Justin Jackson had 11 rebounds and Cincinnati blocked 10 shots.

Titus Rubles, a junior-college transfer making his Bearcats debut, came off the bench to score eight points and grab seven rebounds.

Jeremy Washington, who scored 10 points in Tennessee-Martin's season-opening 84-69 loss at Arkansas-Little Rock on Friday, led the Skyhawks (0-2) with 15 points. Myles Taylor and Mike Liabo each 12 points while Justin Childs chipped in with 10 for Tennessee-Martin.

Cincinnati improved to 91-21 in season openers, including 80-10 at home. Cincinnati has won 47 of its last 48 season openers at home, the only loss coming to Belmont 86-75 in the 2007-2008 tip-off.

The win was the 114th for Bearcats' coach Mick Cronin, snapping a tie with Ed Jucker for fifth place on the program's career coaching wins list. Cronin, starting his seventh year at his alma mater, is 114-88. Jucker guided Cincinnati to NCAA championships in 1961 and 1962.

## UT Martin (0-2)

Name	fg-a	3-a	ft-a	o-d-t	pf	tp	a	to	b	s	m
Taylor, M.	5-14	0-3	2-2	1-5-6	5	12	0	0	1	2	26
Washington	4-12	0-1	7-7	3-3-6	1	15	1	2	1	3	31
Jones	1-7	1-3	2-4	0-2-2	4	5	0	1	0	0	20
Minor	0-1	0-0	0-0	0-3-3	4	0	1	2	0	4	26
Childs	3-10	2-5	2-2	1-1-2	1	10	1	1	0	3	36
Dowdell	0-1	0-0	0-0	1-0-1	1	0	0	1	0	1	11
Oldham	1-1	1-1	0-0	0-1-1	2	3	0	0	0	0	6
Taylor, K.	0-0	0-0	0-0	0-0-0	0	0	0	0	0	0	6
Smith	0-0	0-0	0-0	0-0-0	0	0	0	1	0	0	0+
Liabo	5-17	2-9	0-3	1-4-5	1	12	3	0	0	0	26
McLaughlin	0-4	0-0	0-2	1-2-3	3	0	0	2	0	0	12
TEAM	1-1-2										
<b>Totals</b>	<b>19-67</b>	<b>6-22</b>	<b>13-20</b>	<b>9-22-31</b>	<b>22</b>	<b>57</b>	<b>6</b>	<b>10</b>	<b>2</b>	<b>13</b>	

## Cincinnati (1-0)

Name	fg-a	3-a	ft-a	o-d-t	pf	tp	a	to	b	s	m
Jackson	3-6	0-1	1-4	3-8-11	2	7	2	5	1	2	24
Mbodj	1-4	0-0	3-5	3-3-6	3	5	0	0	4	1	16
Wright	6-10	4-7	0-0	0-4-4	2	16	3	3	0	0	19
Kilpatrick	5-11	1-5	3-5	1-2-3	0	14	1	3	0	1	23
Parker	2-3	2-3	2-2	1-5-6	1	8	2	2	1	1	21
Davis III	2-5	1-2	0-0	0-1-1	1	5	3	0	0	0	13
Rubles	3-6	0-1	2-4	3-4-7	1	8	4	3	0	0	16
Thomas	1-4	0-0	1-2	0-1-1	1	3	0	1	0	0	12
Eppenstein	0-1	0-1	0-0	0-0-0	0	0	0	0	0	1	1
Guyn	1-2	1-1	1-2	0-2-2	3	4	1	1	2	0	17
Sanders	0-1	0-0	1-2	1-1-2	0	1	3	1	0	0	14
Nyarsuk	4-6	0-0	1-1	1-5-6	2	9	0	0	2	0	24
TEAM	2-3-5										
<b>Totals</b>	<b>28-59</b>	<b>9-21</b>	<b>15-27</b>	<b>15-39-54</b>	<b>16</b>	<b>80</b>	<b>19</b>	<b>19</b>	<b>10</b>	<b>6</b>	

## Score by Periods

	1st	2nd	Total
UT Martin	17	40	57
Cincinnati	43	37	80
FG%:UTM 28.4, CIN 47.5; 3FG%: UTM 27.3, CIN 42.9; FT%: UTM 65.0, CIN 55.6; Officials: Wally Rutecki, Tony Greene, Lamar Simpson			
Attendance: 5,728			
Points in the paint-UTM 18,CIN 36. Points off turnovers-UTM 15,CIN 7.			
2nd chance points-UTM 13,CIN 7. Fast break points-UTM 6,CIN 14.			
Bench points-UTM 15,CIN 30. Score tied-1 time. Lead changed-1 time.			
Last FG-UTM 2nd-00:00, CIN 2nd-01:13.			
Largest lead-UTM by 2 1st-18:56, CIN by 36 2nd-13:59.			

## GAME 2

**Mississippi Valley State ..... 60**  
**at No. 24/24 Cincinnati .....102**  
**Nov. 13, 2012 • Cincinnati, Ohio**  
**(Fifth Third Arena)**

Sean Kilpatrick scored a game-high 20 points as No. 24 Cincinnati defeated Mississippi Valley State 102-60.

Kilpatrick produced 13 of his 20 points in the second to lead a trio of Bearcats double-digit scorers. JaQuon Parker and Cashmere Wright added 13 and 11, respectively.

The Bearcats shot 55 percent from the field for the game, including a blistering 67 percent in the second half.

Defensively, UC held the Delta Devils to 34.4 percent, including 29.4 percent in the first half, while out-rebounding MVSU 54-60 and blocking seven shots, led by Cheikh Mbodj's (four swats. Mbodj, who totaled eight points and six rebounds, has eight blocks through the first two games of the season. Kilpatrick and Justin Jackson each totaled a game-high eight rebounds.

Cincinnati built a 20-point halftime lead, at 43-23, thanks to 11 points scored off seven MVSU turnovers and a solid defensive effort that held the Delta Devils to a 29.4 shooting percentage. The Bearcats produced five blocked shots, including three from Mbodj, and outrebounded MVSU 32-16 through the first 20 minutes.

## Mississippi Valley State (0-2)

Name	fg-a	3-a	ft-a	o-d-t	pf	tp	a	to	b	s	m
Page	6-16	0-0	0-0	1-7-8	2	12	1	3	1	0	34
Usher	4-9	2-4	4-10	1-3-4	2	14	1	4	0	2	37
Brandt	1-8	1-6	0-0	0-1-1	4	3	2	1	0	0	22
Francis	3-14	0-0	1-4	1-3-4	3	7	1	3	0	0	27
Smith	3-4	0-0	3-3	2-3-5	3	9	0	1	1	2	24
Marshall	4-7	4-5	1-2	0-1-1	1	13	2	2	0	0	25
Dobbs	2-9	0-3	0-0	0-2-2	1	4	1	0	0	1	16
Samples	0-2	0-0	0-0	0-0-0	1	0	0	1	0	0	4
Henry	0-0	0-0	0-0	0-0-0	0	0	0	0	0	0	1
Ralling	1-3	0-1	0-0	0-0-0	3	2	0	1	0	0	10
Framery	0-0	0-0	0-0	0-0-0	0	0	0	0	0	0	6
Tomlin	3-7	0-0	0-0	0-1-1	2	6	6	2	0	1	23
Holley	1-1	0-0	0-0	1-1-2	1	2	0	0	0	0	5
TEAM	5-1-6										
<b>Totals</b>	<b>22-64</b>	<b>7-19</b>	<b>9-19</b>	<b>10-16-26</b>	<b>21</b>	<b>60</b>	<b>13</b>	<b>15</b>	<b>1</b>	<b>6</b>	

## Cincinnati (2-0)

Name	fg-a	3-a	ft-a	o-d-t	pf	tp	a	to	b	s	m
Jackson	2-3	0-0	1-2	1-7-8	4	5	0	3	0	0	15
Mbodj	3-8	0-0	2-4	3-3-6	2	8	0	0	4	0	19
Wright	4-10	3-7	0-0	0-0-0	0	11	5	1	0	1	22
Kilpatrick	9-12	2-3	0-0	1-6-7	0	20	1	2	0	1	25
Parker	5-11	1-3	2-3	4-0-4	1	13	2	0	0	3	20
Davis	2-4	1-2	4-4	0-4-4	1	9	2	3	0	0	10
Rubles	3-6	1-2	1-3	0-7-7	0	8	5	0	2	0	20
Thomas	3-3	0-0	0-0	2-2-4	0	6	2	2	0	0	11
Eppenstein	0-0	0-0	0-0	0-0-0	0	0	1	0	0	0	3
Guyn	1-2	0-0	2-2	0-1-1	3	4	1	1	0	1	20
Sanders	3-5	0-1	2-3	0-3-3	0	8	1	2	0	1	13
Gaines	1-1	0-0	0-0	1-2-3	4	2	0	0	1	0	9
Nyarsuk	3-5	0-0	2-4	2-1-3	2	8	0	1	0	0	13
TEAM	4-0-4										
<b>Totals</b>	<b>39-70</b>	<b>8-18</b>	<b>16-25</b>	<b>18-36-54</b>	<b>17</b>	<b>102</b>	<b>20</b>	<b>15</b>	<b>7</b>	<b>7</b>	

## Score by Periods

	1st	2nd	Total
Miss. Valley St.	23	37	60
Cincinnati	43	59	102
FG%:MVSU 34.4, CIN 55.7; 3FG%: MVSU 36.8, CIN 44.4; FT%: MVSU 47.4, CIN 64.0; Officials: John Gaffney, Paul Szec, Earl Walton			
Technical fouls: Miss. Valley St.-None. Cincinnati-None.			
Attendance: 5,617			
Points in the paint-MVSU 18,CIN 56. Pts off turnovers-MVSU 2,CIN 19.			
2nd chance points-MVSU 11,CIN 13. Fast break pts-MVSU 4,CIN 23.			
Bench pts-MVSU 14,CIN 45. Score tied-0 times. Lead changed-0 times.			
Last FG-MVSU 2nd-01:09, CIN 2nd-00:18.			
Largest lead-MVSU None, CIN by 42 2nd-01:30.			

## GAME 3

## GLOBAL SPORTS CLASSIC FIRST ROUND

**North Carolina A&T ..... 39**  
**at No. 24/24 Cincinnati ..... 93**  
**Nov. 18, 2012 • Cincinnati, Ohio**  
**(Fifth Third Arena)**

Sean Kilpatrick scored a career-high 29 points as No. 24-ranked Cincinnati defeated North Carolina A&T 93-39. He made a career-best eight 3-pointers in 12 attempts, while adding seven rebounds and a game-high five assists.

The Bearcats had a big day on the defensive end. UC's 56 rebounds are their most during head coach Mick Cronin's tenure, as were their 12 blocked shots, while their 15 steals were the most since Dec. 22, 2009 vs. Arkansas Pine-Bluff. The Aggies' 15.2 shooting percentage is the lowest in the Cronin era. The 54-point margin of victory is the highest for UC since the 1995 season (63 points Dec. 19, 1994 vs. Cal-State Northridge).

Also scoring in double digits for UC was Cashmere Wright, who recorded 13 points with four steals, three boards and two assists. Bearcats centers David Nyarsuk and Cheikh Mbodj recorded block totals of five and four, respectively.

UC's passing was crisp throughout the game as the Bearcats produced 24 assists on 36 made field goals and shot 51.4 percent.

## North Carolina A&amp;T (1-3)

Name	fg-a	3-a	ft-a	o-d-t	pf	tp	a	to	b	s	m
Upchurch	0-5	0-0	3-6	0-1-1	2	3	0	1	1	1	15
Witter	2-10	1-4	0-0	2-7-9	2	5	0	3	3	0	29
Louisme	0-6	0-4	5-6	2-1-3	1	5	2	1	0	2	18
Buck	0-3	0-1	1-2	1-2-3	3	1	0	1	0	0	23
Middleton	4-17	0-6	3-3	2-4-6	1	11	2	4	0	1	31
Smith	0-3	0-1	0-1	1-1-2	1	0	0	1	0	0	11
Powell	0-2	0-1	0-0	0-0-0	3	0	1	1	0	0	9
King	0-2	0-1	0-0	0-0-0	1	0	0	0	0	1	3
Underwood	2-6	2-3	2-2	0-1-1	3	8	0	3	0	1	20
Stewart	1-3	0-1	0-0	0-1-1	1	2	0	3	0	0	9
Behohn-Tolly	0-0	0-0	2-4	1-1-2	1	2	0	0	1	0	5
Siverand	0-0	0-0	0-0	1-1-2	2	0	0	0	0	0	4
Beckford	1-7	0-0	0-0	4-2-6	1	2	0	0	0	0	17
Butler	0-2	0-0	0-0	1-2-3	0	0	0	1	0	0	6
TEAM	3-1-4										
<b>Totals</b>	<b>10-66</b>	<b>3-22</b>	<b>16-24</b>	<b>18-25-43</b>	<b>22</b>	<b>39</b>	<b>5</b>	<b>20</b>	<b>5</b>	<b>6</b>	

## Cincinnati (3-0)

Name	fg-a	3-a	ft-a	o-d-t	pf	tp	a	to	b	s	m
Jackson	3-6	0-0	0-0	4-3-7	1	6	3	2	0	3	16
Mobdj	4-4	0-0	0-0	1-3-4	1	8	0	1	4	0	18
Wright	4-10	3-8	2-4	1-2-3	2	13	2	1	0	4	18
Kilpatrick	10-15	8-12	1-4	1-6-7	0	29	5	0	0	2	26
Parker	1-5	0-1	1-1	0-3-3	1	3	5	0	0	0	13
Davis III	2-6	0-2	1-2	0-4-4	4	5	0	1	0	0	13
Rubles	2-5	0-1	2-4	0-3-3	3	6	2	1	0	4	18
Thomas	3-8	0-1	0-0	1-3-4	1	6	3	2	0	0	20
Eppenstein	0-0	0-0	1-2	0-1-1	0	1	1	0	0	1	1
Guyn	3-5	1-2	1-1	0-4-4	1	8	1	1	0	1	17
Sanders	1-2	0-1	0-3	1-2-3	0	2	1	1	0	0	17
Gaines	0-1	0-0	0-2	1-2-3	3	0	0	0	3	0	11
Nyarsuk	3-3	0-0	0-0	2-4-6	0	6	1	3	5	0	12
TEAM	1-3-4										
<b>Totals</b>	<b>36-70</b>	<b>12-28</b>	<b>9-23</b>	<b>13-43-56</b>	<b>17</b>	<b>93</b>	<b>24</b>	<b>13</b>	<b>12</b>	<b>15</b>	

## Score by Periods

## GAME 4

## GLOBAL SPORTS CLASSIC SECOND ROUND

Campbell .....72  
at No. 22/20 Cincinnati .....91

Nov. 20, 2012 • Cincinnati, Ohio  
(Fifth Third Arena)

Cashmere Wright scored a career-high 28 points and No. 22 Cincinnati topped Campbell University 91-72.

Wright shot 8 of 14 from the floor, including 4 for 6 from 3-point range, while adding a season-high five steals, two assists and his first block of the year. As a team, the Bearcats shot an even 50 percent (32-64) from the field.

JaQuon Parker and Sean Kilpatrick added 21 points and 15 points, respectively. Kilpatrick also produced 10 rebounds, which ties his career high, for his second-career double-double, and Parker recorded a season-high eight boards.

Back-to-back 3-pointers by Kilpatrick gave UC its largest lead of the game at 69-44 at the 11:38 mark of the second half.

The Fighting Camels went on a late 16-4 run to cut UC's lead to 75-64 with 5:21 left to play. CU's senior guard Darren White scored 12 of his 22 points during the run.

UC responded with six consecutive points to increase its lead to 81-64 and hold onto the win.

## Campbell (2-3)

Name	fg-a	3-a	ft-a	o-d-t	pf	tp	a	to	b	s	m
Harris	3-5	0-0	0-2	0-6-6	4	6	0	0	0	0	27
Freeman	7-12	3-3	0-0	0-2-2	5	17	8	3	0	1	30
Hooker	5-10	1-3	2-3	0-0-0	5	13	4	4	1	2	35
White	8-17	1-2	5-7	2-5-7	2	22	1	1	0	1	33
McCarter	4-10	0-3	2-4	1-2-3	0	10	0	3	0	2	32
Oliver	0-1	0-0	0-1	0-1-1	2	0	0	0	0	1	6
Ryan	0-1	0-0	0-0	0-3-3	5	0	0	0	1	0	18
Leonard	2-5	0-0	0-0	0-2-2	2	4	1	2	0	0	18
Mason	0-0	0-0	0-0	0-0-0	0	0	0	0	0	0	1
TEAM				0-4-4							
<b>Total</b>	<b>29-61</b>	<b>5-11</b>	<b>9-17</b>	<b>3-25-28</b>	<b>25</b>	<b>72</b>	<b>14</b>	<b>13</b>	<b>2</b>	<b>7</b>	

## Cincinnati (4-0)

Name	fg-a	3-a	ft-a	o-d-t	pf	tp	a	to	b	s	m
Jackson	1-4	0-1	0-0	1-5-6	4	2	1	3	3	0	13
Mbodj	0-0	0-0	2-4	2-2-4	5	2	0	0	2	1	16
Wright	8-14	4-6	8-10	0-1-1	0	28	2	4	1	5	32
Kilpatrick	6-18	2-9	1-4	4-6-10	1	15	3	1	1	1	34
Parker	7-10	2-3	5-11	4-4-8	2	21	2	1	0	0	30
David III	1-3	1-3	0-0	1-0-1	0	3	0	0	0	0	7
Rubles	2-3	0-1	1-2	1-5-6	4	5	3	2	0	0	19
Thomas	0-0	0-0	0-0	0-2-2	0	0	1	0	1	1	6
Guyn	2-3	0-0	1-2	0-1-1	0	5	0	1	0	0	8
Sanders	2-3	0-0	0-1	0-2-2	0	4	1	1	0	0	13
Gaines	0-0	0-0	0-0	0-1-1	0	0	0	0	0	0	3
Nyarsuk	3-6	0-0	0-0	1-3-4	1	6	0	1	1	1	19
TEAM				3-1-4							
<b>Totals</b>	<b>32-64</b>	<b>9-23</b>	<b>18-34</b>	<b>17-33-50</b>	<b>17</b>	<b>91</b>	<b>13</b>	<b>14</b>	<b>9</b>	<b>9</b>	

## Score by Periods

1st

2nd

Total

Campbell 28 44 72  
Cincinnati 46 45 91  
FG%: CAM 47.5, CIN 50.0; 3FG%: CAM 45.5, CIN 39.1; FT%: CAM 52.9, CIN 52.9; Officials: Tony Greene, Tony Chiazza, Clarence Armstrong  
Technical fouls: Campbell-None. Cincinnati-None.  
Attendance: 5,924

Pts in the paint-CAM 34, CIN 38. Points off turnovers-CAM 15, CIN 13.  
2nd chance points-CAM 2, CIN 17. Fast break points-CAM 13, CIN 8.  
Bench points-CAM 4, CIN 23. Score tied-1 time. Lead changed-0 times.  
Last FG-CAM 2nd-01:19, CIN 2nd-00:08.

Largest lead-CAM None, CIN by 25 2nd-11:38.

## GAME 5

## GLOBAL SPORTS CLASSIC SEMIFINAL

Iowa State .....70  
vs. No. 22/20 Cincinnati .....78

Nov. 23, 2012 • Las Vegas, Nev.  
(Thomas & Mack Arena)

(AP) - Sean Kilpatrick made a school record 16 of 16 free throw attempts and scored a career-high 32 points, leading No. 22 Cincinnati to a 78-70 win over Iowa State in the semifinals of the Global Sports Classic.

Cashmere Wright added 14 points for the Bearcats and Titus Rubles had 10 points.

After winning their first four games by an average margin of 34.5 points per game, the Bearcats (5-0) had their hands full with a talented Iowa State (4-1) team that stole the momentum in the first half, dictated the pace at times to keep things close and pulled within four points with 46 seconds left.

Cincinnati's early second-half run of 15-5 gave it enough breathing room to secure the win. The Bearcats, who came in shooting 51.3 percent from the field (including 42.2 percent from 3-point range), shot just 25 of their 60 attempts (41.7) from the floor. They hit just 25 percent (5 of 20) of their 3-pointers.

Iowa State's Tyrus McGee led his team with 22 points, Korie Lucious scored 12 and Melvin Ejim had seven points and 10 rebounds.

## Iowa State (4-1)

Name	fg-a	3-a	ft-a	o-d-t	pf	tp	a	to	b	s	m
Ejim	3-9	0-2	1-2	5-5-10	3	7	0	1	0	2	28
Booker	3-6	1-2	0-0	1-3-4	1	7	0	0	0	0	13
Babb	1-4	1-4	0-0	0-1-1	2	3	3	1	0	0	27
Lucious	4-12	3-8	1-2	0-2-2	3	12	2	6	1	0	35
Clyburn	2-14	1-5	3-4	4-3-7	4	8	1	3	0	1	31
Long	0-0	0-0	0-0	0-2-2	0	0	0	2	0	0	7
Gibson	3-3	0-0	0-0	0-0-0	2	6	2	1	0	1	12
McGee	7-14	1-5	7-8	1-3-4	4	22	3	2	1	2	22
Niang	2-5	1-1	0-5	2-4-6	1	5	1	1	0	0	25
TEAM				6-4-10				1			
<b>Totals</b>	<b>25-67</b>	<b>8-27</b>	<b>12-21</b>	<b>19-27-46</b>	<b>20</b>	<b>70</b>	<b>12</b>	<b>18</b>	<b>2</b>	<b>6</b>	

## Cincinnati (5-0)

Name	fg-a	3-a	ft-a	o-d-t	pf	tp	a	to	b	s	m
Jackson	2-5	0-1	0-0	2-4-6	4	4	0	0	3	1	17
Mbodj	1-3	0-0	0-0	1-4-5	4	2	0	1	0	0	13
Wright	5-13	0-3	4-4	0-3-3	1	14	5	2	0	3	32
Kilpatrick	7-14	2-6	16-16	0-5-5	0	32	3	4	0	5	37
Parker	1-7	0-2	0-0	1-1-2	3	2	0	3	0	1	19
Rubles	4-10	0-4	2-3	0-5-5	3	10	0	2	1	1	27
Thomas	0-0	0-0	0-0	0-0-0	0	0	0	0	0	0	1
Guyn	1-2	1-2	0-0	0-0-0	1	3	0	1	0	0	12
Sanders	2-3	2-2	0-0	1-2-3	0	6	2	0	0	0	19
Nyarsuk	2-3	0-0	1-2	3-2-5	2	5	1	0	1	0	23
TEAM				2-1-3							
<b>Totals</b>	<b>25-60</b>	<b>5-20</b>	<b>23-25</b>	<b>10-27-37</b>	<b>18</b>	<b>78</b>	<b>11</b>	<b>13</b>	<b>5</b>	<b>11</b>	

## Score by Periods

1st

2nd

Total

Iowa State 35 35 70  
Cincinnati 35 43 78  
FG%: ISU 37.3, CIN 41.7; 3FG%: ISU 29.6, CIN 25.0; FT%: ISU 57.1, CIN 92.0; Officials: John Higgins, David Hall, Mark Whitehead  
Technical fouls: Iowa State-None. Cincinnati-None.  
Attendance: 16,730

Pts in the paint-ISU 30, CIN 32. Points off turnovers-ISU 13, CIN 26.  
2nd chance points-ISU 14, CIN 10. Fast break points-ISU 4, CIN 18.  
Bench points-ISU 33, CIN 24. Score tied-9 times. Lead changed-11 times.  
Last FG-ISU 2nd-00:46, CIN 2nd-02:36.

Largest lead-ISU by 3 1st-08:13, CIN by 16 2nd-12:17.

## GAME 6

## GLOBAL SPORTS CLASSIC FINAL

No. 22/20 Cincinnati .....77  
vs. Oregon .....66

Nov. 24, 2012 • Las Vegas, Nev.  
(Thomas & Mack Arena)

(AP) - Cashmere Wright made five 3-pointers and scored 17 points to lead Cincinnati to a 77-66 win over Oregon in the championship game of the Global Sports Classic.

The Bearcats led by nine at the break but Oregon opened the second half with a 21-10 surge to move in front. Cincinnati eventually settled down and closed with a 25-12 stretch to secure the win.

The Bearcats had four players score in double figures. Sean Kilpatrick and JaQuon Parker had 16 points apiece, and Titus Rubles scored 13. Rubles scored 10 of his 13 points in the second half to help the Bearcats thwart Oregon's run.

One night after holding Iowa State to 37.3 percent shooting, the Bearcats held Oregon to 35.8 percent (19 of 53). Cincinnati wasn't much better, shooting 36.9 percent (24 of 65) from the floor, but made 11 of 24 3-point tries.

Carlos Emery led Oregon with 15 points and nine rebounds. E.J. Singler added 11 points.

## Cincinnati (6-0)

Name	fg-a	3-a	ft-a	o-d-t	pf	tp	a	to	b	s	m
Jackson	0-2	0-0	2-2	2-3-5	4	2	4	1	1	1	24
Mbodj	0-2	0-0	2-2	2-2-4	5	2	0	0	2	0	8
Wright	6-14	5-9	0-0	0-1-1	0	17	1	3	0	2	25
Kilpatrick	4-11	3-8	5-8	3-5-8	1	16	3	5	0	2	35
Parker	6-16	2-4	2-5	2-2-4	1	16	0	1	0	1	35
Rubles	5-9	0-1	3-3	2-2-4	4	13	1	4	0	0	17
Thomas	1-3	0-0	2-3	2-1-3	1	4	0	0	0	2	9
Guyn	0-2	0-1	0-0	0-0-0	1	0	2	0	0	0	13
Sanders	2-4	1-1	2-2	2-2-4	0	7	2	0	0	2	17
Gaines	0-0	0-0	0-2	1-0-1	0	0	0	0	0	0	6
Nyarsuk	0-1	0-0	0-0	2-3-5	5	0	0	1	0	0	11
TEAM				4-1-5							
<b>Totals</b>	<b>24-64</b>	<b>11-24</b>	<b>18-27</b>	<b>22-22-44</b>	<b>22</b>	<b>77</b>	<b>13</b>	<b>15</b>	<b>3</b>	<b>10</b>	

## Oregon (5-1)

Name	fg-a	3-a	ft-a	o-d-t	pf	tp	a	to	b	s	m
Kazemi	4-9	0-0	1-3	7-8-15	2	9	1	2	0	3	23
Singler	1-8	1-4	8-8	0-6-6	2	11	2	2	1	0	35
Woods	1-2	0-0	0-0	0-0-0	5	2	0	2	0	0	7
Artis	2-8	1-3	0-1	0-1-1	1	5	4	3	1	1	26
Dotson	4-11	1-5	0-0	0-1-1	2	9	0	0	1	0	33
Loyd	2-2	1-1	0-0	1-1-2	2	5	0	2	0	2	19
Austin	0-1	0-0	3-4	1-0-1	2	3	0	2	1	0	5
Moore	0-0	0-0	0-0	0-0-0	1	0	0	2	0	0	3
Carter	1-3	0-0	5-6	4-2-6	3	7	2	2	1	1	17
Emory	4-11	1-4	6-7	4-5-9	5	15	0	2	2	1	32
TEAM				0-0-0							
<b>Totals</b>	<b>19-55</b>	<b>5-17</b>	<b>23-29</b>	<b>17-24-41</b>	<b>25</b>	<b>66</b>	<b>9</b>	<b>19</b>	<b>7</b>	<b>8</b>	

## Score by Periods

1st

2nd

Total

Cincinnati 42 35 77  
Oregon 33 33 66  
FG%: CIN 37.5, ORE 34.5; 3FG%: CIN 45.8, ORE 29.4; FT%: CIN 66.7, ORE 79.3; Officials: John Higgins, Mike Stuart, Scott Thornley  
Technical fouls: Cincinnati-None. Oregon-None.  
Attendance: 13,954  
Points in the paint-CIN 18, ORE 22. Points off turnovers-CIN 24, ORE 24.  
2nd chance points-CIN 21, ORE 19. Fast break points-CIN 14, ORE 6.  
Bench points-CIN 24, ORE 30. Score tied-2 times. Lead changed-2 times.  
Last FG-CIN 2nd-01:04, ORE 2nd-00:19.  
Largest lead-CIN by 19 1st-07:27, ORE by 2 2nd-07:40.

## GAME 7

Alabama..... 56  
at No. 17/16 Cincinnati ..... 58

Dec. 1, 2012 • Cincinnati, Ohio  
(Fifth Third Arena)

Cashmere Wright's buzzer-beating jump shot lifted No. 17/16 University of Cincinnati to a 58-56 win over Alabama at Fifth Third Arena.

With six seconds left and the score tied at 56-56, Wright took an inbound from pass from Titus Rubles and dribbled three-quarters the length of the floor all the way to the left baseline before hitting a step-back, fade-away over Crimson Tide 7-footer Moussa Gueye as the game clock expired.

Wright, who finished the game with eight points, and Sean Kilpatrick, who totaled a team-best 13 points, each topped the 1,000-career point total. The only other time a pair of Bearcats reached 1,000 career points in the same game was Danny Fortson and Darnell Burton on Feb. 29, 1996 against Memphis.

JaQuon Parker also tallied 13 points while hauling in a team-high six rebounds. Rubles was the third Bearcat to reach double digits with 10 points off the bench.

Trevor Lacey led Alabama with a game-high 16 points on 7-of-11 shooting.

## Alabama (6-1)

Name	fg-a	3-a	ft-a	o-d-t	pf	tp	a	to	b	s	m
Engstrom	0-0	0-0	0-0	0-0-0	0	0	0	0	0	0	3
Lacey	7-11	2-4	0-0	0-7-7	2	16	3	3	0	2	36
Releford	5-15	1-3	1-1	3-1-4	1	12	2	2	0	3	37
Randolph	2-4	0-0	0-1	1-4-5	2	4	0	1	1	0	27
Cooper	4-10	0-2	0-0	1-1-2	1	8	2	2	0	0	34
Gueye	1-3	0-0	1-1	1-5-6	3	3	0	1	2	0	19
Jacobs	3-9	0-0	0-0	3-2-5	5	6	0	1	1	0	18
Pollard	3-5	1-2	0-0	2-0-2	1	7	0	1	1	0	19
Obasohan	0-0	0-0	0-0	0-0-0	1	0	1	4	0	0	7
TEAM				4-2-6							1
<b>Totals</b>	<b>25-57</b>	<b>4-11</b>	<b>2-3</b>	<b>15-22-37</b>	<b>16</b>	<b>56</b>	<b>8</b>	<b>16</b>	<b>5</b>	<b>5</b>	

## Cincinnati (7-0)

Name	fg-a	3-a	ft-a	o-d-t	pf	tp	a	to	b	s	m
Jackson	0-3	0-2	0-0	0-2-2	1	0	1	1	4	1	15
Mobdj	3-4	0-0	2-4	2-3-5	2	8	0	1	4	0	30
Wright	4-9	0-2	0-0	1-0-1	3	8	1	4	0	2	31
Kilpatrick	4-11	1-3	4-5	3-2-5	3	13	2	1	0	1	36
Parker	6-12	1-2	0-1	2-4-6	1	13	2	2	0	1	32
Rubles	4-14	0-2	2-2	3-2-5	1	10	1	1	0	3	25
Guyn	1-2	0-0	0-0	0-1-1	3	2	0	0	0	0	12
Sanders	1-2	0-0	2-2	0-0-0	0	4	0	1	0	0	9
Nyarsuk	0-2	0-0	0-0	2-1-3	0	0	0	0	0	0	10
TEAM				2-2-4							
<b>Totals</b>	<b>23-59</b>	<b>2-11</b>	<b>10-14</b>	<b>15-17-32</b>	<b>14</b>	<b>58</b>	<b>7</b>	<b>11</b>	<b>8</b>	<b>9</b>	

Score by Periods	1st	2nd	Total
Alabama	27	29	56
Cincinnati	33	25	58

FG%:ALA 43.9, CIN 39.0; 3FG%: ALA 36.4, CIN 18.2; FT%: ALA 66.7,

CIN 71.4; Officials: Michael Stephens, Mike Roberts, John Cahill;

Technical fouls: Alabama-None. Cincinnati-None.

Attendance: 10,155

Points in the paint-ALA 30,CIN 34. Points off turnovers-ALA 10,CIN 16.

2nd chance points-ALA 9,CIN 12. Fast break points-ALA 5,CIN 6.

Bench points-ALA 16,CIN 16. Score tied-5 times. Lead changed-8 times.

Last FG-ALA 2nd-00:48, CIN 2nd-00:01.

Largest lead-ALA by 2 2nd-08:00, CIN by 13 1st-11:30.

## GAME 8

Arkansas-Little Rock..... 53  
at No. 11/12 Cincinnati ..... 87

Dec. 6, 2012 • Cincinnati, Ohio  
(Fifth Third Arena)

Cincinnati recorded a school-record 23 steals and defeated Arkansas-Little Rock 87-53 at Fifth Third Arena.

Sean Kilpatrick led all scorers with 18 points on 7-of-16 shooting. Senior center Cheikh Mbodj tied his career-high point total of 12, while junior center David Nyarsuk scored a career-high 12 points with a game-high seven rebounds. JaQuon Parker rounded out Cincinnati's double-digit scorers, adding 11 points, three steals, two rebounds and two assists.

The UC (8-0) defense was stout all game, limiting UALR (7-4) to 32 percent shooting and forcing 32 turnovers, which tied for the most in the Mick Cronin era. The Bearcats converted the Trojans' turnovers into 31 points, including 21 fast-break points.

Ten of 12 Bearcats produced at least one steal, including four with at least three. Junior forward Justin Jackson led with a career-high four steals, while totaling seven points, four rebounds and four assists, which tied his career best.

James White, Will Neighbor and Benn Dillard led the Trojans with 10 points each.

## UALR (7-4)

Name	fg-a	3-a	ft-a	o-d-t	pf	tp	a	to	b	s	m
Isler	2-7	0-2	1-2	1-3-4	2	5	2	7	0	3	31
White	5-9	0-0	0-2	0-1-1	4	10	2	6	0	0	24
Javes	1-5	0-0	0-3	2-2-4	5	2	0	1	1	0	16
Neighbour	4-9	1-4	1-2	3-3-6	3	10	2	2	1	1	25
Gillon	0-4	0-2	4-5	0-3-3	0	4	4	8	0	2	30
Osse	0-3	0-3	2-2	0-2-2	0	2	0	3	1	1	13
Billings	2-4	0-0	0-0	1-1-2	0	4	0	1	0	0	14
Crass	0-0	0-0	0-0	0-0-0	0	0	0	1	0	0	2
Lockhart	3-6	0-2	0-0	1-2-3	2	6	2	1	2	2	26
Dillard	3-3	2-2	2-2	0-2-2	2	10	0	2	0	0	19
TEAM				1-4-5							
<b>Totals</b>	<b>20-50</b>	<b>3-15</b>	<b>10-18</b>	<b>9-23-32</b>	<b>18</b>	<b>53</b>	<b>12</b>	<b>32</b>	<b>5</b>	<b>9</b>	

## Cincinnati (8-0)

Name	fg-a	3-a	ft-a	o-d-t	pf	tp	a	to	b	s	m
Jackson	3-5	0-1	1-4	2-2-4	1	7	4	1	0	4	29
Mbodj	4-4	0-0	4-4	3-4-7	4	12	0	1	3	1	16
Wright	4-10	0-5	0-0	1-0-1	0	8	4	3	0	3	20
Kilpatrick	7-16	2-4	2-4	2-4-6	1	18	2	5	0	2	27
Parker	4-8	2-5	1-2	0-2-2	2	11	2	0	0	3	23
Rubles	2-7	0-0	2-2	0-2-2	3	6	2	1	0	2	17
Thomas	1-4	0-1	0-0	1-2-3	1	2	0	0	0	2	12
Eppenstein	0-2	0-0	0-0	0-0-0	0	0	0	0	0	0	3
Guyn	2-4	1-3	1-1	0-1-1	2	6	3	3	0	3	18
Sanders	2-5	0-1	1-4	2-3-5	1	5	3	0	0	2	14
Gaines	0-0	0-0	0-0	0-0-0	1	0	0	1	1	1	4
Nyarsuk	5-6	0-0	2-3	2-4-6	4	12	0	2	1	0	17
TEAM				2-0-2							
<b>Totals</b>	<b>34-71</b>	<b>5-20</b>	<b>14-24</b>	<b>15-24-39</b>	<b>20</b>	<b>87</b>	<b>20</b>	<b>17</b>	<b>5</b>	<b>23</b>	

Score by Periods	1st	2nd	Total
UALR	17	36	53
Cincinnati	44	43	87

FG%: UALR 40.0, CIN 47.9; 3FG%: UALR 20.0, CIN 25.0; FT%: UALR

55.6, CIN 58.3; Officials: Ed Corbett, Alfred Smith, Mike Nance

Technical fouls: UALR-None. Cincinnati-None.

Attendance: 6,127

Points in the paint-UALR 20,CIN 42. Pts off turnovers-UALR 8,CIN 31.

2nd chance points-UALR 4,CIN 11. Fast break points-UALR 4,CIN 21.

Bench points-UALR 22,CIN 31. Score tied-0 times. Lead changed-0 times.

Last FG-UALR 2nd-00:22, CIN 2nd-00:50.

Largest lead-UALR None, CIN by 38 2nd-13:02.

## GAME 9

Maryland Eastern Shore..... 60  
at No. 11/12 Cincinnati ..... 92

Dec. 8, 2012 • Cincinnati, Ohio  
(Fifth Third Arena)

Sean Kilpatrick scored 23 points, Cashmere Wright added 20 and No. 11/12 Cincinnati defeated Maryland Eastern Shore 92-60 Saturday afternoon at Fifth Third Arena.

Cincinnati (9-0) knocked down 11 three-pointers as a team, including six from Wright, which tied his career high. Additionally, the Bearcats outscored Maryland Eastern Shore (0-9) 46-14 in the paint after UC limited UMES to 29.9 percent shooting.

Shaquille Thomas added career-bests in points (11) and rebounds (seven) in 19 minutes off the bench.

UC controlled the glass throughout the contest, out-rebounding UMES 52-28. Titus Rubles hauled in a career-high 10 boards, while Justin Jackson had nine points with seven rebounds and JaQuon Parker added 12 points and six boards.

Kilpatrick found his shot from the get-go, scoring 10 points within the first 4:27 of the game. After scoring his 19th point on a free throw with 4:11 remaining in the first half, Kilpatrick had as many points as the entire Maryland Eastern Shore team.

A 12-point spurt, which featured three triples from Wright, turned into a 17-2 Bearcats run over a 7:04 span that gave UC a 32-10 lead with 8:29 remaining in the first half.

## UMES (0-9)

Name	fg-a	3-a	ft-a	o-d-t	pf	tp	a	to	b	s	m
Spencer	2-8	0-0	3-3	3-1-4	3	7	2	2	4	0	33
Snyder	4-14	1-7	4-8	2-6-8	0	13	3	4	1	2	36
Pitt	1-7	0-1	0-1	1-2-3	0	2	1	3	0	1	20
Bell	3-8	1-5	0-0	0-3-3	3	7	0	1	1	0	28
Jones	8-17	2-6	7-8	2-0-2	1	25	4	1	1	2	38
Oocowell	0-1	0-1	0-0	0-0-0	1	0	1	0	0	1	4
Trim	0-2	0-0	0-0	1-1-2	0	0	0	1	0	1	13
Williams II	2-9	2-4	0-0	2-2-4	0	6	0	1	0	3	23
Kosile	0-1	0-0	0-0	0-1-1	0	0	0	0	0	0	5
TEAM				3-1-4							
<b>Totals</b>	<b>20-67</b>	<b>6-24</b>	<b>14-20</b>	<b>14-17-31</b>	<b>8</b>	<b>60</b>	<b>11</b>	<b>13</b>	<b>7</b>	<b>10</b>	

## Cincinnati (9-0)

Name	fg-a	3-a	ft-a	o-d-t	pf	tp	a	to	b	s	m
Jackson	4-8	1-2	0-0	2-5-7	0	9	2	3	3	1	22
Mbodj	0-3	0-0	0-0	3-0-3	4	0	1	0	1	0	16
Wright	7-8	6-7	0-0	0-4-4	2	20	9	1	0	1	24
Kilpatrick	10-15	2-7	1-1	1-3-4	1	23	1	1	1	1	12
Parker	4-14	2-5	2-6	3-3-6	0	12	4	0	0	1	24
Rubles	2-6	0-3	3-4	3-7-10	1	7	4	2	0	1	18
Thomas	4-8	0-1	3-4	3-4-7	0	11	3	0	0	1	22
Eppenstein	1-1	0-0	0-0	0-0-0	0	2	0	0	0	0	2
Guyn	0-4	0-3	0-0	0-1-1	3	0	0	2	0	0	14
Sanders	1-3	0-1	0-0	0-2-2	0	2	0	1	0	0	10
Gaines	1-2	0-0	0-0	2-1-3	1	2	0	1	2	0	8
Nyarsuk	2-3	0-0	0-0	1-1-2	3	4	0	3	2	0	16
TEAM				4-2-6							1
<b>Totals</b>	<b>36-75</b>	<b>11-29</b>	<b>9-15</b>	<b>22-33-55</b>	<b>15</b>	<b>92</b>	<b>24</b>	<b>15</b>	<b>9</b>	<b>6</b>	

Score by Periods	1st	2nd	Total
UMES	23	37	60
Cincinnati	52	40	92

FG%: UMES 29.9, CIN 48.0; 3FG%: UMES 25.0, CIN 37.9; FT%: UMES

70.0, CIN 60.0; Officials: Mike Roberts, Gary Prager, Paul Faia

Technical fouls: UMES-None. Cincinnati-None;

Attendance: 6,423

Pts in the paint-UMES 14,CIN 46. Points off turnovers-UMES 8,CIN 12.

2nd chance points-UMES 10,CIN 18. Fast break points-UMES 4,CIN 20.

Bench pts-UMES 6,CIN 28. Score tied-0 times. Lead changed-0 times.

Last FG-UMES 2nd-00:07, CIN 2nd-00:36.

Largest lead-UMES None, CIN by 37 2nd-07:56.

## GAME 10

**No. 11/12 Cincinnati .....72**  
**at Marshall ..... 56**

**Dec. 15, 2012 • Charleston, W.Va.**  
**(Charleston Civic Center)**

Cashmere Wright scored 14 points and No. 11 Cincinnati (10-0) overcame an off game from top scorer Sean Kilpatrick to beat Marshall 72-56 on Saturday.

Kilpatrick tied his season low with 13 points on 5 of 15 shooting while Justin Jackson scored 10 for the Bearcats. Kilpatrick overcame a poor first half to score nine points over the final eight minutes.

D.D. Scarver and Elijah Pittman scored 20 points apiece for Marshall (6-5).

Cincinnati broke open a tight game with a 13-4 run midway through the second half.

Marshall's Tamron Manning was called for an intentional foul to keep Shaquille Thomas from scoring on a fast break. Thomas made both free throws, Cincinnati got the ball back and Wright made three of his four 3-pointers into game over the next 1:37 to give the Bearcats a 52-39 lead with 11:44 remaining.

Cincinnati forced 20 turnovers and outscored Marshall 40-16 in the paint.

**Cincinnati (10-0)**

Name	fg-a	3-a	ft-a	o-d-t	pf	tp	a	to	b	s	m
Jackson	5-6	0-0	0-0	1-0-1	3	10	3	1	0	3	20
Mbobj	4-4	0-0	1-3	1-3-4	4	9	0	0	1	0	22
Wright	5-13	4-7	0-0	0-1-1	1	14	3	2	0	1	32
Kilpatrick	5-15	2-8	1-2	3-3-6	0	13	2	2	0	2	35
Parker	3-8	0-1	2-2	1-2-3	3	8	1	0	0	0	26
Rubles	0-5	0-0	2-2	2-6-8	3	2	2	2	0	3	17
Thomas	3-4	0-0	2-4	2-1-3	3	8	2	1	1	0	13
Guyn	0-1	0-1	0-0	0-0-0	0	0	0	0	0	0	6
Sanders	2-5	0-0	0-0	2-2-4	2	4	1	1	0	0	13
Nyarsuk	2-3	0-0	0-0	2-3-5	3	4	0	2	1	0	16
TEAM				3-2-5							
<b>Totals</b>	<b>29-64</b>	<b>6-17</b>	<b>8-13</b>	<b>17-23-40</b>	<b>22</b>	<b>72</b>	<b>14</b>	<b>11</b>	<b>3</b>	<b>9</b>	

**Marshall (6-5)**

Name	fg-a	3-a	ft-a	o-d-t	pf	tp	a	to	b	s	m
Tinnon	0-3	0-0	2-6	0-7-7	2	2	3	4	0	0	33
Pittman	6-9	2-4	6-8	2-1-3	0	20	1	2	1	0	35
Spikes	0-6	0-0	1-4	4-2-6	2	1	2	1	0	0	31
Martin	0-1	0-0	0-0	0-1-1	1	0	1	4	0	2	12
Scarver	7-16	5-7	1-2	3-1-4	2	20	1	1	1	0	28
Goff	2-4	0-0	3-4	1-3-4	4	7	0	3	0	0	15
Hanner	1-1	0-0	1-2	0-0-0	1	3	0	0	0	0	2
Boykins	0-0	0-0	0-1	1-0-1	0	0	1	1	0	1	14
Manning	1-3	1-1	0-0	0-2-2	3	3	0	4	0	1	30
TEAM				0-3-3							
<b>Totals</b>	<b>17-43</b>	<b>8-12</b>	<b>14-27</b>	<b>11-20-31</b>	<b>15</b>	<b>56</b>	<b>9</b>	<b>20</b>	<b>2</b>	<b>4</b>	

Score by Periods	1st	2nd	Total
Cincinnati	29	43	72
Marshall	25	31	56

FG%: CIN 45.3, MU 39.5; 3FG%: CIN 35.3, MU 66.7; FT%: CIN 61.5, MU 51.9;

Officials: James Luckie, Ray Natili, Brent Hampton

Technical fouls: Cincinnati-None. Marshall-None.

Attendance: 5,432

Pts in the paint-CIN 40, MU 16. Points off turnovers-CIN 20, MU 4.

2nd chance points-CIN 19, MU 11. Fast break points-CIN 8, MU 2.

Bench points-CIN 18, MU 13. Score tied-1 time. Lead changed-5 times.

Last FG-CIN 2nd-03:56, MU 2nd-01:01.

Largest lead-CIN by 18 2nd-01:28, MU by 3 1st-18:18.

## GAME 11

**Xavier ..... 45**  
**vs. No. 11/11 Cincinnati ..... 60**

**Dec. 19, 2012 • Cincinnati, Ohio**  
**(U.S. Bank Arena)**

Sean Kilpatrick's 18 second-half points led a Bearcats' surge that saw No. 11 Cincinnati turn a two-point halftime deficit into a 60-45 win over in the Skyline Chili Crosstown Classic at US Bank Arena.

The win extended Cincinnati's (11-0) undefeated streak at U.S.

Bank Arena to 18 games and increased its all-time lead over Xavier (7-3) to 49-31.

Kilpatrick finished with a game-high 25 points and seven rebounds. Cashmere Wright added 15 points, six rebounds and four assists. JaQuon Parker, totaled 11 points and six rebounds.

Cincinnati won the game on the strength of its rebounding and defense. UC limited Xavier to 37.7 shooting – the eighth opponent the Bearcats have held below 40 percent this season. Behind the arc, the Musketeers went 2 of 13 (15.4 percent), which were the fewest made by a UC opponent in 2012-13.

The Bearcats scored the first seven points of the second half on their way to a 20-4 run that put them ahead 39-28 with 13:27 remaining. UC's full-court defense forced four XU turnovers during the run, which featured nine points from Kilpatrick and six from Wright and at one point saw UC score 10 consecutive points.

Cincinnati struggled from the field in the first half to the tune of 25 percent (9 for 36) shooting overall and 18.2 percent (2-11) from 3-point range, as the Musketeers went into halftime with a two-point lead at 24-22.

**Xavier (7-3)**

Name	fg-a	3-a	ft-a	o-d-t	pf	tp	a	to	b	s	m
Taylor	6-10	0-0	0-3	2-8-10	2	12	0	2	0	1	34
Martin	0-3	0-0	0-0	0-2-2	4	0	0	1	0	0	16
Philmore	3-6	0-0	2-5	3-3-6	3	8	2	1	1	0	28
Christon	3-9	0-2	0-4	0-0-0	0	6	4	3	0	2	23
Davis	3-6	1-3	0-0	0-0-0	5	7	4	5	0	3	28
Farr	0-1	0-0	0-0	1-0-1	1	0	0	1	0	0	1
Redford	2-10	1-8	1-2	1-2-3	0	6	0	2	0	1	31
Robinson	3-4	0-0	0-0	0-3-3	1	6	1	0	0	0	21
Amos	0-1	0-0	0-0	1-1-2	1	0	0	0	0	0	9
Stenger	0-3	0-0	0-0	2-2-4	1	0	0	0	1	0	9
TEAM				3-3-6							
<b>Totals</b>	<b>20-53</b>	<b>2-13</b>	<b>3-14</b>	<b>13-24-37</b>	<b>18</b>	<b>45</b>	<b>11</b>	<b>15</b>	<b>2</b>	<b>7</b>	

**Cincinnati (11-0)**

Name	fg-a	3-a	ft-a	o-d-t	pf	tp	a	to	b	s	m
Jackson	0-0	0-0	0-0	0-5-5	5	0	2	1	0	1	18
Mbobj	1-3	0-0	1-2	2-3-5	3	3	0	2	4	0	26
Wright	5-11	3-7	2-2	2-4-6	2	15	4	1	0	2	32
Kilpatrick	10-27	2-10	3-5	3-4-7	1	25	0	2	1	4	35
Parker	2-10	0-2	7-10	5-1-6	2	11	1	2	0	1	36
Rubles	1-7	0-4	0-0	3-6-9	2	2	1	2	1	1	24
Thomas	1-2	0-0	0-0	2-0-2	0	2	0	2	0	0	10
Guyn	1-2	0-1	0-0	0-0-0	1	2	0	0	0	0	5
Sanders	0-2	0-0	0-0	0-0-0	0	0	0	0	1	0	4
Nyarsuk	0-0	0-0	0-0	1-1-2	0	0	0	1	1	0	10
TEAM				2-3-5							
<b>Totals</b>	<b>21-64</b>	<b>5-24</b>	<b>13-19</b>	<b>20-27-47</b>	<b>16</b>	<b>60</b>	<b>8</b>	<b>13</b>	<b>8</b>	<b>9</b>	

Score by Periods	1st	2nd	Total
Xavier	24	21	45
Cincinnati	22	38	60
FG%: XU 37.7, CIN 32.8; 3FG%: XU 15.4, CIN 20.8; FT%: XU 21.4, CIN 68.4;			
Officials: Karl Hees, John Cahill, Michael Stephens			
Technical fouls: Xavier-None. Cincinnati-None.			
Attendance: 14,528			
Points in the paint-XU 24, CIN 22. Points off turnovers-XU 13, CIN 19.			
2nd chance points-XU 10, CIN 14. Fast break points-XU 8, CIN 10.			
Bench points-XU 12, CIN 6. Score tied-0 times. Lead changed-4 times.			
Last FG-XU 2nd-02:00, CIN 2nd-01:22.			
Largest lead-XU by 5 1st-10:55, CIN by 15 2nd-04:12.			

## GAME 12

**Wright State ..... 58**  
**vs. No. 11/11 Cincinnati ..... 68**

**Dec. 22, 2012 • Cincinnati, Ohio**  
**(Fifth Third Arena)**

JaQuon Parker tied his season high with 21 points and No. 11 Cincinnati defeated Wright State 68-58 to improve its record to 12-0 for the eighth time in school history.

Cincinnati rallied from a 28-22 halftime deficit thanks in part to Parker's spirited effort to start the second half. The senior guard scored 15 of his 16 second-half points in the first 6:05 of the second stanza.

In addition to Parker, Sean Kilpatrick produced 12 points and Titus Rubles scored 11 and added a team-best nine rebounds.

Defensively, the Bearcats limited the Raiders to 32.2 percent shooting and blocked 10 shots.

Wright State (8-4) scored the opening basket of the second half to take a 30-22 lead, the largest deficit of the season for UC, before Parker scored 10 consecutive points over a 1:38 span to give the Bearcats the lead.

UC went on an 11-0 run minutes later to build its lead to 45-34 with 12:52 left in the second half. A 9-3 run in the final stages of the game gave UC its largest lead, at 63-47, before the Bearcats held on for the win.

**Wright State (8-4)**

Name	fg-a	3-a	ft-a	o-d-t	pf	tp	a	to	b	s	m
Darling	2-8	1-4	0-0	4-3-7	5	5	1	1	0	1	25
Sledge	4-7	0-0	0-2	4-2-6	4	8	2	0	0	0	20
Arceneaux	2-12	1-2	1-2	0-3-3	3	6	4	3	0	0	35
Griffin	2-7	1-3	2-2	0-3-3	0	7	3	2	1	0	31
Vest	0-0	0-0	0-0	0-0-0	3	0	0	0	0	0	4
Drummond	0-0	0-0	0-0	0-0-0	0	0	0	1	0	0	2
Young	4-10	2-4	4-6	3-7-10	3	14	1	2	1	1	35
Dixon	0-5	0-2	5-6	1-2-3	2	5	0	2	0	1	26
Yoho	5-10	3-6	0-0	1-2-3	2	13	1	0	1	1	22
TEAM				0-3-3							
<b>Totals</b>	<b>19-59</b>	<b>8-21</b>	<b>12-18</b>	<b>13-25-38</b>	<b>22</b>	<b>58</b>	<b>12</b>	<b>11</b>	<b>3</b>	<b>4</b>	

**Cincinnati (12-0)**

Name	fg-a	3-a	ft-a	o-d-t	pf	tp	a	to	b	s	m
Jackson	4-10	0-3	1-2	3-4-7	1	9	1	3	2	0	26
Mbobj	2-4	0-0	0-0	2-3-5	4	4	0	0	1	0	13
Wright	1-8	0-1	4-7	2-2-4	2	6	3	0	0	3	32
Kilpatrick	5-9	2-6	0-0	0-6-6	0	12	4	2	0	0	35
Parker	8-15	3-5	2-5	3-2-5	1	21	0	0	0	0	30
Rubles	5-10	0-1	1-3	3-6-9	4	11	3	4	0	2	21
Thomas	0-3	0-0	1-2	1-1-2	0	1	0	0	0	0	12
Guyn	0-2	0-1	0-0	0-1-1	0	0	1	0	0	1	9
Sanders	0-2	0-1	2-2	1-1-4	0	2	0	1	0	0	6
Gaines	0-1	0-0	0-0	1-0-1	1	0	0	0	3	0	6
Nyarsuk	1-4	0-0	0-0	1-1-2	2	2	0	0	4	0	10
TEAM				3-0-3							
<b>Totals</b>	<b>26-68</b>	<b>5-18</b>	<b>11-21</b>	<b>20-29-49</b>	<b>15</b>	<b>68</b>	<b>12</b>	<b>10</b>	<b>10</b>	<b>6</b>	

Score by Periods	1st	2nd	Total
Wright State	28	30	58
Cincinnati	22	46	68
FG%: WSU 32.2, CIN 38.2; 3FG%: WSU 38.1, CIN 27.8; FT%: WSU 66.7, CIN 52.4;			
Officials: Pat Driscoll, Rob Riley, Bo Boroski			
Technical fouls: Wright State-None. Cincinnati-None.			
Attendance: 9,248			
Pts in the paint-WSU 18, CIN 36. Points off turnovers-WSU 9, CIN 17.			
2nd chance points-WSU 9, CIN 25. Fast break points-WSU 5, CIN 7.			
Bench points-WSU 32, CIN 16. Score tied-8 times. Lead changed-12 times.			
Last FG-WSU 2nd-00:42, CIN 2nd-02:54.			
Largest lead-WSU by 8 2nd-19:42, CIN by 16 2nd-06:07.			



## GAME 13

New Mexico..... 55  
at No. 8/8 Cincinnati..... 54

Dec. 27, 2012 • Cincinnati, Ohio  
(Fifth Third Arena)

Eighth-ranked Cincinnati dropped its first game of the season, falling 55-54 to New Mexico at Fifth Third Arena.

Down by one point with 4.5 seconds left in the game, UC's Sean Kilpatrick attempted a three-pointer from the right wing that was blocked by New Mexico center Alex Kirk. Bearcat center Cheikh Mbodj's follow attempt was good, but ruled after the final horn.

The Bearcats limited the Lobos to 38.9 percent (21-54) shooting and out-rebounding UNM 40-35, with Mbodj leading the charge with a career-high 10 boards.

UC was held to 31.3 percent shooting from the field. The Bearcats made more three-pointers (11) than baskets from inside the arc (nine). At 42.3 percent, the three-point shooting for UC was the most effective aspect of its offense most of the game.

Kilpatrick led a trio of UC scorers with 15 points, and was followed by JaQuon Parker (14) and Cashmere Wright (12). Kendall Williams led UNM with 16 points while Kirk had 15 points and seven rebounds.

## New Mexico (10-0)

Name	fg-a	3-a	ft-a	o-d-t	pf	tp	a	to	b	s	m
Adams	1-3	0-1	0-0	2-2-4	1	2	0	0	0	1	30
Kirk	6-8	1-1	2-5	3-4-7	1	15	0	1	3	1	29
Greenwood	0-3	0-1	0-0	1-2-3	2	0	8	3	0	0	27
K. Williams	5-11	4-7	2-2	0-3-3	1	16	1	5	0	0	37
Snell	4-15	1-5	1-1	0-3-3	1	10	1	1	0	0	27
Thomas	0-0	0-0	0-0	0-0-0	0	0	0	0	0	0	4
Fenton	0-1	0-1	0-0	0-1-1	0	0	4	1	0	0	11
Banyard	0-1	0-0	0-0	0-0-0	1	0	0	0	0	0	4
Walker	2-5	1-3	0-1	0-2-2	2	5	1	2	0	0	17
Bairstow	3-7	0-0	1-2	2-4-6	3	7	0	1	1	0	14
TEAM	2-4-6										
<b>Totals</b>	<b>21-54</b>	<b>7-19</b>	<b>6-11</b>	<b>10-25-35</b>	<b>12</b>	<b>55</b>	<b>15</b>	<b>14</b>	<b>4</b>	<b>2</b>	

## Cincinnati (12-1)

Name	fg-a	3-a	ft-a	o-d-t	pf	tp	a	to	b	s	m
Jackson	0-6	0-0	0-0	3-5-8	0	0	1	0	1	3	21
Mbodj	2-3	0-0	0-0	6-4-10	3	4	1	1	3	0	31
Wright	4-6	3-5	1-1	0-3-3	3	12	4	2	0	1	27
Kilpatrick	5-22	4-13	1-2	2-2-4	1	15	2	0	0	1	34
Parker	5-14	3-5	1-1	2-4-6	3	14	2	4	0	0	36
Rubles	1-6	0-1	0-0	0-2-2	0	2	1	3	0	0	15
Thomas	2-5	1-1	0-0	1-0-1	0	5	0	1	0	2	18
Guyn	0-0	0-0	0-0	0-0-0	0	0	0	0	0	0	4
Sanders	0-1	0-1	0-0	0-1-1	2	0	0	0	0	0	5
Nyarsuk	1-1	0-0	0-0	0-0-0	1	2	0	0	0	0	9
TEAM	2-3-5										
<b>Totals</b>	<b>20-64</b>	<b>11-26</b>	<b>3-4</b>	<b>16-24-40</b>	<b>13</b>	<b>54</b>	<b>11</b>	<b>11</b>	<b>4</b>	<b>7</b>	

Score by Periods	1st	2nd	Total
New Mexico	22	33	55
Cincinnati	26	28	54
FG%: UNM 38.9, CIN 31.3; 3FG%: UNM 36.8, CIN 42.3; FT%: UNM 54.5, UC 75.0;			

Officials: David Hall, Randy McCall, Scott Thornley  
Technical fouls: New Mexico-None. Cincinnati-None.

Attendance: 10,627

Points in the paint-NM 22,CIN 14. Points off turnovers-NM 11,CIN 9.

2nd chance points-NM 14,CIN 7. Fast break points-NM 2,CIN 7.

Bench points-NM 12,CIN 9. Score tied-6 times. Lead changed-7 times.

Last FG-NM 2nd-02:28, CIN 2nd-02:47.

Largest lead-NM by 6 2nd-11:31, CIN by 6 1st-16:23.

## GAME 14

No. 8/8 Cincinnati..... 70  
at No. 24/24 Pittsburgh ..... 61

Dec. 31, 2012 • Pittsburgh, Pa.  
(Petersen Events Center)

(AP)Cashmere Wright scored 18 points, Sean Kilpatrick added 16 and No. 14 Cincinnati surged past No. 24 Pittsburgh 70-61.

Cincinnati trailed by as much as eight early but used a 14-2 run midway through the second half to take control.

Talib Zanna led Pitt (12-2, 0-1) with 16 points and Lamar Patterson had 13 points, four rebounds and four assists but the Panthers missed all 10 of their 3-point attempts as their eight-game winning streak ended with a thud.

Pitt had a chance to get within a point with 1:27 to play, but Tray Woodall missed the front end of a one-and-one and Cincinnati made its free throws the rest of the way.

Cincinnati outrebounded the Panthers 37-32, including a pair of huge offensive boards with around 3 minutes left that allowed the Bearcats to hold onto the ball for more than a minute. Cincinnati turned the reprieves into a David Nyarsuk dunk that pushed their advantage to 62-55.

Pitt, however, wasn't quite done. Zanna hit a layup and was fouled. He missed the ensuing free throw but Patterson slipped into the lane for the stickback to get Pitt within three. The Bearcats turned it over on the inbounds and Woodall went to the line after getting tackled by Cincinnati's Cheikh Mbodj. Woodall clanged his free throw and Kilpatrick grabbed the board. Cincinnati went 8 of 10 at the line over the final 70 seconds to put it away.

## Cincinnati (13-1, 1-0)

Name	fg-a	3-a	ft-a	o-d-t	pf	tp	a	to	b	s	m
Jackson	1-3	0-0	2-2	1-2-3	2	4	0	0	1	1	20
Mbodj	3-8	0-0	0-0	3-2-5	5	6	0	1	1	1	19
Wright	5-10	2-7	6-7	0-2-2	3	18	2	2	0	0	32
Kilpatrick	3-8	1-5	9-11	1-3-4	2	16	0	1	2	0	27
Parker	4-10	0-2	5-8	0-5-5	1	13	1	0	0	0	36
Rubles	1-3	0-0	3-3	2-2-4	3	5	3	1	0	0	16
Thomas	1-2	0-0	0-2	2-1-3	0	2	0	2	0	0	7
Guyn	0-1	0-1	0-0	0-0-0	2	0	0	0	0	0	10
Sanders	0-3	0-1	0-2	0-1-1	0	0	1	1	0	1	13
Gaines	0-0	0-0	0-0	0-0-0	0	0	0	0	0	0	1
Nyarsuk	3-3	0-0	0-0	3-0-3	2	6	0	0	0	0	19
TEAM	2-5-7										
<b>Totals</b>	<b>21-51</b>	<b>3-16</b>	<b>25-35</b>	<b>14-23-37</b>	<b>20</b>	<b>70</b>	<b>7</b>	<b>9</b>	<b>4</b>	<b>3</b>	

## Pittsburgh (12-2, 0-1)

Name	fg-a	3-a	ft-a	o-d-t	pf	tp	a	to	b	s	m
Patterson	4-12	0-5	5-5	1-3-4	4	13	4	2	1	2	32
Zanna	6-9	0-0	4-8	3-2-5	3	16	0	1	0	0	32
Adams	0-0	0-0	0-0	3-6-9	4	0	1	1	1	0	24
Robinson	2-6	0-0	3-6	1-0-1	2	7	2	1	1	0	27
Woodall	3-9	0-3	3-5	0-2-2	2	9	3	0	0	2	25
Wright	5-9	0-0	0-1	0-2-2	2	10	0	1	1	0	24
Johnson	0-1	0-1	0-0	0-0-0	2	0	0	0	0	0	3
Taylor	2-2	0-0	0-0	2-0-2	2	4	1	0	2	0	14
Zeigler	1-2	0-0	0-0	1-1-2	1	2	1	3	0	0	9
Moore	0-2	0-1	0-0	0-0-0	1	0	0	0	0	0	10
TEAM	1-4-5										
<b>Totals</b>	<b>23-52</b>	<b>0-10</b>	<b>15-25</b>	<b>12-20-32</b>	<b>23</b>	<b>61</b>	<b>12</b>	<b>9</b>	<b>6</b>	<b>4</b>	

## Score by Periods

Score by Periods	1st	2nd	Total
Cincinnati	26	44	70
Pittsburgh	34	27	61
FG%: CIN 41.2, PITT 44.2; 3FG%: CIN 18.8, PITT 00.0; FT%: CIN 71.4, PITT 60.0;			

Officials: John Cahill, Jamie Luckie, Mike Roberts

Technical fouls: Cincinnati-None. PITT-None.

Attendance: 12,510

Pts in the paint-CIN 30,PITT 34. Points off turnovers-CIN 8,PITT 10.

2nd chance points-CIN 14,PITT 17. Fast break points-CIN 6,PITT 6.

Bench points-CIN 13,PITT 16. Score tied-1 time. Lead changed-1 time.

Last FG-CIN 2nd-01:41, PITT 2nd-00:30.

Largest lead-CIN by 10 2nd-00:37, PITT by 8 1st-12:01.

## GAME 15

St. John's..... 53  
at No. 14/15 Cincinnati..... 52

Jan. 5, 2012 • Cincinnati, Ohio  
(Fifth Third Arena)

Cashmere Wright recorded his third career double-double with a game-high 23 points and 10 rebounds, but it was not enough as No. 14/15 Cincinnati fell to St. John's 53-52 at Fifth Third Arena.

Wright had five three-pointers to go with a game-high four steals. Teammate Titus Rubles added 14 points and a career-high three three-pointers.

St. John's was led in scoring by JaKarr Sampson with 16 points and D'Angelo Harrison with 15 points.

Cincinnati struggled to find its shooting touch for much of the game, making just 19 of 60 from the field, including 11 of 34 from inside the arc. UC entered the game seventh in the NCAA in rebound margin at +10.8, but were limited on the boards as the Red Storm out-rebounded UC 40-34, including 23-14 in the first half.

UC trailed by 10 points, at 48-38, with 5:02 left before running off nine straight points, thanks to back-to-back three-pointers by Wright that cut St. John's lead to one with 2:32 left in the game.

Harrison made a desperation 3-pointer as the shot clock nearly expired and put St. John's up 51-47 before Rubles made a three-pointer to bring the deficit back to one, 51-50, with 1:46 left.

Wright's layup with 53 seconds left gave UC its first lead, at 52-51, since the 2:05 mark of the first half. The lead was brief as Harrison nailed a pull-up jumper with 29 seconds left for the final margin.

On the Bearcats final possession, Wright dishd to Rubles, who shot faked a 3-pointer before missing a jump shot from the left elbow.

## St. John's (9-5, 1-1 BIG EAST)

Name	fg-a	3-a	ft-a	o-d-t	pf	tp	a	to	b	s	m
Obekpa	3-8	0-0	0-1	1-8-9	2	6	2	2	3	2	38
Sampson	5-15	0-0	6-7	4-4-8	2	16	1	4	0	3	35
Greene	1-7	0-2	0-0	1-2-3	0	2	1	3	0	1	27
Harrison	7-17	1-7	0-0	1-6-7	4	15	3	4	0	0	39
Garrett	3-4	0-0	2-2	0-1-1	3	8	0	0	1	0	26
Bourgault	0-0	0-0	0-0	0-0-0	2	0	0	0	0	0	3
Pointer	2-2	0-0	0-1	0-4-4	0	4	2	2	1	1	20
Balamou	1-2	0-0	0-0	1-2-3	1	2	1	2	0	0	12
TEAM	2-3-5										
<b>Totals</b>	<b>22-55</b>	<b>1-9</b>	<b>8-11</b>	<b>10-30-40</b>	<b>14</b>	<b>53</b>	<b>10</b>	<b>17</b>	<b>5</b>	<b>7</b>	

## Cincinnati (13-2, 1-1 BIG EAST)

Name	fg-a	3-a	ft-a	o-d-t	pf	tp	a	to	b	s	m
Jackson	0-2	0-0	0-0	0-1-1	4	0	0	2	0	0	16
Mbodj	1-7	0-1	1-2	2-8-10	2	3	1	2	1	1	30
Wright	9-16	5-10	0-0	3-7-10	2	23	1	2	0	4	34
Kilpatrick	3-14	0-5	1-1	1-4-5	2	7	2	3	0	1	37
Parker	1-8	0-3	1-2	2-2-4	0	3	2	3	0	2	33
Rubles	4-8	3-6	3-6	0-3-3	2	14	2	2	0	0	22
Thomas	0-1	0-0	0-0	1-0-1	0	0	0	0	0	0	7
Sanders	1-3	0-1	0-0	0-0-0	1	2	0	2	0	0	11
Gaines	0-0	0-0	0-0	0-0-0	0	0	0	0	1	0	4
Nyarsuk	0-1	0-0	0-0	0-0-0	0	0	0	0	1	0	6
TEAM	0-0-0										
<b>Totals</b>	<b>19-60</b>	<b>8-26</b>	<b>6-11</b>	<b>9-25-34</b>	<b>13</b>	<b>52</b>	<b>8</b>	<b>16</b>	<b>3</b>	<b>8</b>	

## Score by Periods

Score by Periods	1st	2nd	Total
St. John's	24	29	53
Cincinnati	21	31	52

FG%: STJ 40.0, UC 31.7; 3FG%: STJ 11.1, UC 30.8; FT%: STJ 72.7, UC 54.5;

Officials: Pat Driscoll, Brian O'Connell, Jeffrey Anderson

Technical fouls: St. John's-None. Cincinnati-None.

Attendance: 8,142

Pts in the paint-STJ 34,CIN 18. Pts off turnovers-STJ 16,CIN 15.

2nd chance pts-STJ 6,CIN 13. Fast break pts-STJ 14,CIN 6.

Bench points-STJ 6,CIN 16. Score tied-0 times. Lead changed-5 times.

Last FG-STJ 2nd-00:29, CIN 2nd-00:53.

Largest lead-STJ by 12 2nd-14:44, CIN by 7 1st-06:12.

## GAME 16

No. 17/16 Notre Dame ..... 60  
at No. 21/20 Cincinnati ..... 66

Jan. 7, 2013 • Cincinnati, Ohio  
(Fifth Third Arena)

Despite a team-high 15 points from Sean Kilpatrick No. 21/20 Cincinnati fell to No. 17/16 Notre Dame 66-60 at Fifth Third Arena.

Notre Dame's offensive efficiency outlasted UC (13-3, 1-2 BIG EAST), as the Irish shot 50 percent from the field and made 9 of 16 from three-point range. Five Irish (14-1, 1-1 BIG EAST) players reached double digits, led by Jerian Grant's 19 points.

UC managed a 46.9 percent shot percentage and hit 9 of 21 from three-point range. Kilpatrick was the lone Bearcat to reach double-digit points after shooting 6-for-11 shooting, which included 3 of 6 from behind the arc.

After Notre Dame built a 41-29 lead, the Bearcats went on a 12-2 run that was capped by an and-one basket by Kelvin Gaines that brought UC to within one point, 42-41, at the 15:08 mark of the second half. A three-point play by Grant was responded with consecutive three-pointers by Kilpatrick and sophomore guard Ge'Lawn Guyn to give UC a 47-45 advantage – its first lead since it was up 26-23 in the first half.

The Irish responded by taking a 14-2 run to go back ahead 59-49 at the 5:43 mark. After a dunk by senior center Chiekh Mbodj, who scored eight points and blocked four shots, UC closed the gap to four points with 23 seconds left, but could not complete the comeback.

Mbodj, Titus Rubles, and Jermaine Sanders each scored eight points for UC. Cashmere Wright handed out a game-high eight assists.

Four Notre Dame players scored in double figures led by Jerian Grant's game-high 19 points.

## Notre Dame (14-1, 2-0 BIG EAST)

Name	fg-a	3-a	ft-a	o-d-t	pf	tp	a	to	b	s	m
Cooley	5-13	0-0	1-2	2-6-8	2	11	0	0	1	0	32
Atkins	3-7	1-1	3-5	0-0-0	1	10	6	3	0	2	36
Martin	4-7	4-7	0-0	0-1-1	2	12	2	0	0	0	35
Grant	7-10	2-4	3-3	0-1-1	1	19	2	3	0	0	38
Connaughton	3-7	2-4	2-3	0-6-6	1	10	3	0	0	0	36
Biedscheid	0-1	0-0	0-0	0-0-0	1	0	0	1	0	0	10
Sherman	2-3	0-0	0-0	1-2-3	2	4	1	0	0	0	13
TEAM	2-2-4										
<b>Totals</b>	<b>24-48</b>	<b>9-16</b>	<b>9-13</b>	<b>5-18-23</b>	<b>10</b>	<b>66</b>	<b>14</b>	<b>7</b>	<b>1</b>	<b>2</b>	

## Cincinnati (13-3, 1-2 BIG EAST)

Name	fg-a	3-a	ft-a	o-d-t	pf	tp	a	to	b	s	m
Rubles	1-9	0-3	0-0	1-6-7	2	2	5	1	0	0	25
Mbodj	4-4	0-0	0-2	0-3-3	4	8	0	0	4	0	17
Wright	1-5	0-2	3-4	0-0-0	4	5	8	1	0	1	32
Kilpatrick	6-11	3-6	0-0	1-3-4	1	15	1	1	0	0	33
Parker	2-2	2-2	2-4	1-0-1	3	8	1	3	0	0	25
Thomas	2-6	1-2	0-0	1-2-3	1	5	2	0	1	0	24
Guyn	1-3	1-2	0-0	1-0-1	1	3	0	0	0	0	7
Sanders	3-5	2-4	0-0	0-1-1	0	8	1	1	0	0	16
Gaines	1-2	0-0	0-1	1-3-4	1	2	0	1	0	0	11
Nyarsuk	2-2	0-0	0-0	0-3-3	1	4	0	1	0	1	10
TEAM	1-0-1										
<b>Totals</b>	<b>23-49</b>	<b>9-21</b>	<b>5-11</b>	<b>7-21-28</b>	<b>18</b>	<b>60</b>	<b>18</b>	<b>9</b>	<b>5</b>	<b>2</b>	

Score by Periods	1st	2nd	Total
Notre Dame	32	34	66
Cincinnati	28	32	60

FG%: ND 50.0, CIN 46.9; 3FG%: ND 56.3, CIN 42.9; FT%: ND 69.2, CIN 45.5;

Officials: Michael Stephens, Mike Stuart, Mike Roberts

Technical fouls: Notre Dame-None. Cincinnati-None.

Attendance: 10,293

Pts in the paint-ND 24,CIN 24. Pts off turnovers-ND 12,CIN 13.

2nd chance pts-ND 5,CIN 5. Fast break pts-ND 2,CIN 2.

Bench points-ND 4,CIN 22. Score tied-6 times. Lead changed-5 times.

Last FG-ND 2nd-01:33, CIN 2nd-00:23.

Largest lead-ND by 11 2nd-18:10, CIN by 9 1st-07:13.

## GAME 17

No. 21/20 Cincinnati ..... 68  
at Rutgers ..... 58

Jan. 12, 2013 • Piscataway, N.J.  
(Rutgers Athletic Center)

(AP) - Cashmere Wright scored 23 points and No. 21 Cincinnati snapped a two-game losing streak and stayed unbeaten on the road with a 68-58 victory over Rutgers.

JaQuon Parker added 11 points and Sean Kilpatrick had 10 for the Bearcats (14-3, 2-2 BIG EAST), who had lost two straight and three of four and dropped from being ranked as high as No. 8 in the Top 25. They are 6-0 on the road this season.

Myles Mack had 15 points for Rutgers (11-4, 2-2), which had won two straight and seven of eight.

Eli Carter, Rutgers' leading scorer at 16.7 per game, was 1 for 11 from the field and finished with six points. He was 3 for 14 from the field against St. John's, making him 4 for 25 in his last two games.

Cincinnati led 27-15 after a first half that saw the Bearcats shoot 29.0 percent (9 of 31) and the Scarlet Knights managed to make just 4 of 19 (21.1 percent). The 15 points allowed by UC are the fewest in a half by an opponent this season.

Cincinnati scored the first six points of the second half for a 33-15 lead. Rutgers never threatened until the final minute when the Scarlet Knights got within 64-56.

The Bearcats had only six turnovers in the game and just one in the second half.

## Cincinnati (14-3, 2-2 BIG EAST)

Name	fg-a	3-a	ft-a	o-d-t	pf	tp	a	to	b	s	m
Rubles	2-5	0-1	3-6	2-9-11	2	7	0	3	1	1	26
Mbodj	0-2	0-0	2-2	1-2-3	4	2	0	0	0	0	19
Wright	6-17	2-8	9-10	1-2-3	2	23	2	0	0	2	33
Kilpatrick	3-12	1-7	3-6	1-0-1	1	10	1	1	0	0	36
Parker	4-7	1-4	2-2	4-4-8	4	11	1	2	0	0	29
Thomas	0-0	0-0	0-0	0-0-0	0	0	0	0	0	1	4
Jackson	2-4	0-0	2-4	4-4-8	2	6	1	0	2	0	24
Guyn	0-0	0-0	0-0	0-0-0	2	0	1	0	0	0	8
Sanders	3-5	1-2	2-2	2-0-2	1	9	0	0	1	0	15
Nyarsuk	0-1	0-0	0-0	0-2-2	0	0	0	0	0	0	6
TEAM	2-1-3										
<b>Totals</b>	<b>20-53</b>	<b>5-22</b>	<b>23-32</b>	<b>17-24-41</b>	<b>18</b>	<b>68</b>	<b>6</b>	<b>6</b>	<b>4</b>	<b>4</b>	

## Rutgers (11-4, 2-2 BIG EAST)

Name	fg-a	3-a	ft-a	o-d-t	pf	tp	a	to	b	s	m
Miller	3-5	0-1	0-0	2-5-7	3	6	3	3	0	1	28
Judge	2-7	0-0	2-3	1-3-4	1	6	0	0	1	0	22
Seagears	3-8	2-4	0-0	1-2-3	4	8	2	1	0	0	29
Mack	4-8	3-5	4-4	1-3-4	5	15	1	2	0	0	22
Carter	1-11	0-6	4-5	0-1-1	5	6	1	1	0	0	36
Poole	2-4	0-1	0-0	1-2-3	2	4	3	1	1	0	24
Kone	0-1	0-0	0-0	1-0-1	0	0	0	0	0	0	3
Johnson	3-4	0-0	2-2	2-0-2	3	8	1	1	0	0	20
Jack	2-5	0-0	1-3	2-5-7	2	5	0	0	1	1	16
TEAM	2-0-2										
<b>Totals</b>	<b>20-53</b>	<b>5-17</b>	<b>13-17</b>	<b>13-21-34</b>	<b>25</b>	<b>58</b>	<b>11</b>	<b>9</b>	<b>3</b>	<b>2</b>	

Score by Periods	1st	2nd	Total
Cincinnati	27	41	68
Rutgers	15	43	58

FG%: CIN 37.7, RU 37.7; 3FG%: CIN 22.7, RU 29.4; FT%: CIN 71.9, RU 76.5;

Officials: John Gaffney, Tim Clougherty, Gary Prager

Technical fouls: Cincinnati-None. Rutgers-None.

Attendance: 5,560

Pts in the paint-CIN 18,RU 22. Pts off turnovers-CIN 9,RU 6.

2nd chance pts-CIN 19,RU 8. Fast break pts-CIN 2,RU 0.

Bench points-CIN 15,RU 17. Score tied-0 times. Lead changed-0 times.

Last FG-CIN 2nd-03:35, RU 2nd-00:01.

Largest lead-CIN by 18 2nd-17:06, RU None.

## GAME 18

RV/No. 24 Cincinnati ..... 75  
at DePaul ..... 70

Jan. 15, 2013 • Chicago, Ill.  
(Allstate Arena)

(AP) - Cashmere Wright scored 20 points before leaving with an injury, leading Cincinnati to a 75-70 victory over DePaul.

Cincinnati (15-3, 3-2 Big East) won its second straight game after breaking a two-game losing streak at Rutgers. DePaul (10-7, 1-3) has lost four of its last five games.

Wright went down with an apparent right knee injury with 15:12 remaining. Playing defense, he had leaned toward a DePaul player when his leg gave out and he collapsed to the floor. Wright left the court and later returned to the Cincinnati bench but did not play again.

Wright had been the dominant player Tuesday, scoring his 20 points on 8-of-11 shooting and handing out seven assists. The Bearcats led by 13 points when he exited.

Sean Kilpatrick scored 18 points and teammate JaQuon Parker added 12 points for the Bearcats who won their seventh consecutive game away from home.

Cleveland Melvin led DePaul with 32 points, 10 in the last 2:03 when the Blue Demons cut a 12-point lead to three.

## Cincinnati (15-3, 3-2 BIG EAST)

Name	fg-a	3-a	ft-a	o-d-t	pf	tp	a	to	b	s	m
Rubles	0-1	0-1	2-4	1-2-3	4	2	1	1	0	1	21
Mbodj	2-3	0-0	2-3	0-3-3	1	6	0	1	7	0	21
Wright	8-11	2-3	2-3	0-2-2	1	20	7	2	0	0	22
Kilpatrick	4-7	3-4	7-10	0-6-6	0	18	3	2	1	1	31
Parker	5-10	1-3	1-4	0-3-3	1	12	0	6	0	0	32
Thomas	2-3	0-0	0-0	0-0-0	0	4	0	1	0	0	10
Jackson	0-0	0-0	2-2	1-3-4	3	2	1	2	1	0	12
Guyn	2-3	0-0	3-4	0-2-2	3	7	0	2	0	0	14
Sanders	1-3	0-2	0-1	2-1-3	1	2	2	1	0	0	19
Nyarsuk	1-1	0-0	0-0	2-1-3	1	2	1	1	3	0	18
TEAM	1-5-6										
<b>Totals</b>	<b>25-42</b>	<b>6-13</b>	<b>19-31</b>	<b>7-28-35</b>	<b>15</b>	<b>75</b>	<b>15</b>	<b>19</b>	<b>12</b>	<b>2</b>	

## DePaul (10-7, 1-3 BIG EAST)

Name	fg-a	3-a	ft-a	o-d-t	pf	tp	a	to	b	s	m
Melvin	14-20	1-2	3-4	4-4-8	3	32	0	1	1	1	36
Crockett	1-7	0-3	0-0	0-1-1	3	2	1	1	0	1	26
Kirk	2-3	0-1	0-0	0-4-4	2	4	0	1	1	1	26
Young	8-19	0-4	2-2	1-1-2	2	18	4	5	0	3	37
McKinney	4-7	1-1	1-2	1-2-3	2	10	4	0	0	3	24
Clahar	0-4	0-1	0-0	0-3-3	4	0	4	1	0	1	16
Robertson	1-1	0-0	0-0	1-1-2	2	2	0	0	0	0	14
Morgan	1-5	0-2	0-0	1-0-1	3	2	0	0	0	0	15
McDonald	0-0	0-0	0-0	0-2-2	0	0	0	1	0	0	6
TEAM	1-0-1										
<b>Totals</b>	<b>31-66</b>	<b>2-14</b>	<b>6-8</b>	<b>9-18-27</b>	<b>21</b>	<b>70</b>	<b>13</b>	<b>10</b>	<b>2</b>	<b>10</b>	

Score by Periods	1st	2nd	Total
Cincinnati	41	34	75
DePaul	38	32	70

FG%: CIN 59.5, DPU 47.0; 3FG%: CIN 46.2, DPU 14.3; FT%: CIN 61.3, DPU 75.0;

Officials: Jim Burr, Michael Stephens, Bo Boroski

Technical fouls: Cincinnati-None. DePaul-None.

Attendance: 8,120

Pts in the paint-CIN 28,DPU 48. Pts off turnovers-CIN 17,DPU 24.

2nd chance pts-CIN 6,DPU 17. Fast break pts-CIN 2,DPU 6.

Bench pts-CIN 17,DPU 4. Score tied-9 times. Lead changed-3 times.

Last FG-CIN 2nd-00:19, DPU 2nd-00:07.

Largest lead-CIN by 14 2nd-14:44, DPU by 11 1st-16:17.

## GAME 19

**No. 25/RV Marquette ..... 69**  
**at RV/24 Cincinnati ..... (OT) 71**

**Jan. 19, 2013 • Cincinnati, Ohio**  
**(Fifth Third Arena)**

Sean Kilpatrick's career-high 36 points and layup with 4.3 seconds left lifted RV/No. 24 Cincinnati (16-3, 3-2 BIG EAST) to a 71-69 win over No. 25/RV Marquette on Jan. 19.

After Marquette's Davante Gardner tied the score 69-69 by completing a three-point play with 14.8 seconds left, Kilpatrick dribbled the ball up court and, after receiving a solid ball screen from Kelvin Gaines at the top of the key, split a double team and drove left before netting a left-handed layup.

Marquette senior guard Junior Cadougan pushed the ball up the length of the floor before missing a layup from the left side of the basket at time expired.

The win ended Cincinnati's three-game home losing streak. Kilpatrick finished 11 of 23 from the field and 9 of 10 from the free-throw line. Titus Rubles recorded his first double-double at UC with 12 points and 10 rebounds. He made 10 of 12 free throws. JaQuon Parker had seven points, eight rebounds and a game-high five assists.

Vander Blue led Marquette with 19 points and eight rebounds. Gardner added 15 points and 11 rebounds.

Marquette (13-3, 4-1 BIG EAST) to overcome a 16-point halftime deficit after scoring only 13 points in the first half - the fewest allowed by the Bearcats in a half during the Mick Cronin era.

**Marquette (13-4, 4-1 BIG EAST)**

Name	fg-a	3-a	ft-a	o-d-t	pf	tp	a	to	b	s	m
Anderson	0-2	0-2	0-0	0-1-1	1	0	0	1	0	0	9
Otule	1-3	0-0	0-0	0-1-1	0	2	0	0	0	0	12
Cadougan	3-6	1-2	0-0	0-2-2	2	7	3	2	0	3	32
Blue	6-19	3-9	4-5	3-5-8	2	19	0	0	0	1	39
Lockett	2-6	0-2	2-4	2-3-5	4	6	1	0	0	0	34
Wilson	2-6	2-3	0-0	3-5-8	5	6	3	1	2	0	23
Mayo	3-9	2-7	1-3	0-1-1	3	9	1	4	0	0	26
Wilson	0-0	0-0	1-4	0-0-0	2	1	2	0	0	1	13
Thomas	0-0	0-0	0-0	0-0-0	0	0	0	0	0	0	1
Taylor	2-3	0-0	0-0	1-0-1	2	4	0	0	0	0	11
Gardner	1-8	0-0	13-15	5-6-11	3	15	0	3	2	1	25
TEAM				3-0-3							
<b>Totals</b>	<b>20-62</b>	<b>8-25</b>	<b>21-31</b>	<b>17-24-41</b>	<b>24</b>	<b>69</b>	<b>10</b>	<b>11</b>	<b>4</b>	<b>6</b>	<b>225</b>

**Cincinnati (16-3, 4-2 BIG EAST)**

Name	fg-a	3-a	ft-a	o-d-t	pf	tp	a	to	b	s	m
Rubles	1-8	0-3	10-12	4-6-10	2	12	2	3	2	1	35
Sanders	2-5	2-4	0-0	1-1-2	1	6	1	1	1	2	20
Mbobj	0-1	0-0	2-2	1-0-1	5	2	0	1	2	0	13
Kilpatrick	11-23	5-14	9-10	1-3-4	1	36	0	2	1	0	41
Parker	3-10	1-3	0-0	5-3-8	4	7	5	2	0	1	35
Thomas	0-0	0-0	0-0	0-2-2	1	0	0	0	0	0	12
Jackson	2-3	0-0	0-1	1-2-3	5	4	0	1	1	0	16
Guyn	0-4	0-2	2-2	0-2-2	3	2	2	0	0	1	30
Gaines	0-0	0-0	0-0	0-2-2	0	0	0	0	0	1	5
Nyarsuk	1-4	0-0	0-2	1-1-2	5	2	1	1	4	0	18
TEAM				1-4-5							1
<b>Totals</b>	<b>20-58</b>	<b>8-26</b>	<b>23-29</b>	<b>15-26-41</b>	<b>27</b>	<b>71</b>	<b>11</b>	<b>12</b>	<b>12</b>	<b>5</b>	<b>225</b>

Score by Periods	1st	2nd	OT	Total
Marquette	13	50	6	69
Cincinnati	29	34	8	71

FG%: MU 32.3, UC 34.5; 3FG%: MU 32.0, CIN 30.8; FT%: MU 67.7, CIN 79.3;

Officials: John Gaffney, Mike Nance, Evon Burroughs  
 Technical fouls: Marquette-Gardner. Cincinnati-Nyarsuk.

Attendance: 12,812

Pts in the paint-MU 22,CIN 18. Pts off turnovers-MU 10,CIN 19.

2nd chance pts-MU 20,CIN 13. Fast break pts-MU 6,CIN 5.

Bench points-MU 35,CIN 8. Score tied-4 times. Lead changed-2 times.

Last FG-MAR OT-00:15, CIN OT-00:05.

Largest lead-MAR by 3 OT-04:07, CIN by 16 1st-04:22.

## GAME 20

**No. 21/20 Cincinnati ..... 55**  
**at No. 3/3 Syracuse ..... 57**

**Jan. 21, 2013 • Syracuse, N.Y.**  
**(Carrier Dome)**

(AP) - C.J. Fair tipped in the go-ahead basket with 19.4 seconds left and No. 3 Syracuse rallied past No. 21 Cincinnati 57-55.

Trailing by seven with just over 5 minutes left, Syracuse tied it at 55 on Michael Carter-Williams' three-pointer from the top of the key with 80 seconds left.

Fair's tip came after Jerami Grant drove the lane and missed. Cincinnati's Cashmere Wright missed a 3 from straight on with 2.9 seconds left and the Orange had their 35th straight win at home, the longest active streak in Division I.

The Orange outscored the Bearcats 13-4 in the final minutes. Fair finished with 13 points.

The Bearcats had won three in a row. They lost on the road for the first time in eight games.

Carter-Williams had 16 points and seven assists and Brandon Triche had 13 points for the Orange.

Sean Kilpatrick led UC with 21 points and JaQuon Parker had 11. Trailing by just a basket at the break, the Bearcats started the second with a 12-2 spurt keyed by consecutive 3-pointers from Parker when he was left unguarded in the right corner.

A high-arching 3 by Kilpatrick was the fourth make in five tries from long range for the Bearcats and gave UC a 36-29 lead with 13:46 left.

Carter-Williams responded with seven straight points, his 3 from the top of the key making it 36-all midway through the half.

Undaunted, the Bearcats kept charging, and Kilpatrick's sixth 3-pointer of the game and a layup by Cheikh Mbodj completed an 11-4 spurt that gave them a 49-42 lead with 5:44 left.

**Cincinnati (16-4, 4-3 BIG EAST)**

Name	fg-a	3-a	ft-a	o-d-t	pf	tp	a	to	b	s	m
Anderson	0-2	0-2	0-0	0-1-1	1	0	0	1	0	0	9
Rubles	2-5	0-1	1-1	5-1-6	1	5	5	1	0	0	30
Mbobj	3-4	0-0	3-4	2-4-6	3	9	1	1	1	0	30
Wright	2-13	1-8	0-0	0-1-1	2	5	0	2	0	1	29
Kilpatrick	6-16	6-15	3-3	0-5-5	2	21	2	1	0	1	39
Parker	4-9	3-5	0-0	4-2-6	2	11	4	2	0	0	31
Thomas	0-1	0-0	0-0	0-0-0	0	0	0	0	0	0	3
Jackson	1-3	0-0	2-2	1-4-5	0	4	1	1	0	0	14
Guyn	0-1	0-1	0-0	0-1-1	0	0	0	1	0	0	9
Sanders	0-2	0-2	0-0	1-2-3	0	0	0	0	0	0	8
Nyarsuk	0-1	0-0	0-0	0-0-0	1	0	0	0	0	0	7
TEAM				3-2-5							1
<b>Totals</b>	<b>18-55</b>	<b>10-32</b>	<b>9-10</b>	<b>16-22-38</b>	<b>11</b>	<b>55</b>	<b>13</b>	<b>10</b>	<b>1</b>	<b>2</b>	

**Syracuse (18-1, 6-0 BIG EAST)**

Name	fg-a	3-a	ft-a	o-d-t	pf	tp	a	to	b	s	m
Fair	5-11	1-2	2-2	1-5-6	3	13	0	0	1	1	40
Christmas	1-2	0-0	0-0	1-1-2	0	2	0	1	1	0	13
Coleman	0-0	0-0	0-0	0-0-0	0	0	0	0	0	0	7
Carter-Will	6-10	2-5	2-2	1-4-5	2	16	7	3	0	1	36
Triche	6-13	1-6	0-1	0-2-2	0	13	0	0	0	0	36
Grant	2-5	0-0	1-2	1-6-7	2	5	0	1	1	0	28
Cooney	3-7	2-5	0-0	0-0-0	0	8	0	1	0	4	18
Keita	0-2	0-0	0-0	2-1-3	1	0	1	0	2	1	22
TEAM				1-2-3							
<b>Totals</b>	<b>23-50</b>	<b>6-18</b>	<b>5-7</b>	<b>7-21-28</b>	<b>8</b>	<b>57</b>	<b>11</b>	<b>6</b>	<b>5</b>	<b>7</b>	

Score by Periods	1st	2nd	Total
Cincinnati	18	37	55
Syracuse	22	35	57

FG%: CIN 32.7, SU 46.0; 3FG%: CIN 31.3, SU 33.3; FT%: CIN 90.0, CIN 71.4;

Officials: John Cahill, Mike Roberts, John Higgins

Technical fouls: Cincinnati-None. Syracuse-None.

Attendance: 24,281

Pts in the paint-CIN 14,SYR 24. Pts off turnovers-CIN 2,SYR 10.

2nd chance pts-CIN 12,SYR 6. Fast break pts-CIN 2,SYR 12.

Bench pts-CIN 4,SYR 13. Score tied-5 times. Lead changed-3 times.

Last FG-CIN 2nd-03:46, SYR 2nd-00:13.

Largest lead-CIN by 7 2nd-15:14, SYR by 7 1st-04:37.

## GAME 21

**Rutgers ..... 54**  
**at No. 24/23 Cincinnati ..... 62**

**Jan. 30, 2013 • Cincinnati, Ohio**  
**(Fifth Third Arena)**

Sean Kilpatrick scored 19 points and the Bearcats intensified their defense in the second half, overcoming a 10-point deficit to beat Rutgers 62-54 at Fifth Third Arena for a sweep of their season series.

Cincinnati (17-4, 5-3 Big East) blocked eight shots, forced 21 turnovers and held the Scarlet Knights to 24 points in the second half.

Myles Mack scored 15 points to lead the Scarlet Knights (12-8, 3-6), who have lost four in a row.

After trailing the entire first half, UC went on a 14-4 run over a span of 4:53 to take its first lead at 42-40 with 11:07 left in the game.

Back-to-back dunks by Jackson put UC up by four points, at 46-42, with 9:26 remaining.

After a pair of free throws by Scarlet Knights leading scorer Eli Carter, who finished with 11 points, knotted the score at 46-46, Cincinnati turned up the defensive pressure and did not allow RU to score for the next 7 minutes, 11.8 seconds.

UC's Cashmere Wright's 3-pointer from the top of the key broke a 46-46 tie at the 6:47 mark and sparked a 7-0 UC run to put the Bearcats in front 53-46 with 1:05 left.

Aside from Kilpatrick, who added six rebounds, four assists and two steals, senior center Cheikh Mbodj was the other Bearcat in double figures with 10 points on 5-for-7 shooting, five rebounds and two blocks. Junior forward Justin Jackson was a force inside for UC with seven points, seven rebounds and a season-high six blocks.

**Rutgers (12-8, 3-6 BIG EAST)**

Name	fg-a	3-a	ft-a	o-d-t	pf	tp	a	to	b	s	m
Miller	2-8	0-1	0-1	0-1-1	1	4	2	3	0	0	24
Jack	1-3	0-0	0-0	1-3-4	3	2	0	2	1	0	18
Judge	1-1	0-0	2-2	1-3-4	4	4	0	2	0	0	17
Seagears	4-10	3-5	0-0	0-0-0	3	11	3	3	0	1	34
Poole	1-3	1-1	0-0	0-4-4	1	3	0	1	1	0	23
Mack	5-8	3-4	2-2	0-0-0	3	15	0	5	0	2	23
Carter	3-11	1-6	4-4	0-3-3	5	11	1	2	0	1	24
Kone	0-1	0-0	0-0	1-0-1	0	0	1	0	0	2	8
Randall	0-0	0-0	2-2	1-2-3	2	2	0	0	0	0	17
Johnson	1-3	0-0	0-0	0-1-1	3	2	1	2	0	2	12
TEAM				4-2-6							1
<b>Totals</b>	<b>18-48</b>	<b>8-17</b>	<b>10-11</b>	<b>8-19-27</b>	<b>25</b>	<b>54</b>	<b>8</b>	<b>21</b>	<b>2</b>	<b>8</b>	

**Cincinnati (17-4, 5-3 BIG EAST)**

Name	fg-a	3-a	ft-a	o-d-t	pf	tp	a	to	b	s	m
Jackson	3-8	0-0	1-2	4-3-7	2	7	3	3	6	1	26
Mbobj	5-7	0-0	0-0	4-1-5	4	10	1	1	2	0	24
Wright	1-6	1-5	3-4	1-2-3	3	6	3	0	1	0	20
Kilpatrick	5-13	3-8	6-8	0-6-6	2	19	4	3	0	2	39
Parker	1-6	1-5	4-6	1-2-3	0	7	1	3	0	1	34
Rubles	1-1	0-0	4-6	1-3-4	1	6	2	1	0	1	18
Thomas	0-1	0-0	0-0	0-0-0	0	0	0	0	0	0	5
Guyn	1-3	0-2	3-3	0-0-0	1	5	0	1	0	0	16
Sanders	0-1	0-1	0-0	0-2-2	1	0	0	0	0	0	6
Gaines	1-2	0-0	0-0	2-0-2	2	2	0	1	0	1	10
Nyarsuk	0-0	0-0	0-0	0-0-0	0	0	0	1	0	0	2
TEAM				0-3-3							
<b>Totals</b>	<b>18-48</b>	<b>5-21</b>	<b>21-29</b>	<b>13-22-35</b>	<b>16</b>	<b>62</b>	<b>14</b>	<b>17</b>	<b>8</b>	<b>7</b>	<b>200</b>

Score by Periods	1st	2nd	Total
Rutgers	30	24	54
Cincinnati	22	40	62

FG%: RU 37.5, CIN 37.5; 3FG%: RU 47.1, CIN 23.8; FT%: RU 90.9, CIN 72.4;

Officials: Jim Burr, Gene Steratore, Jeffrey Anderson

Technical fouls: Rutgers-None. Cincinnati-None.

Attendance: 11,024

Pts in the paint-RU 18,CIN 24. Pts off turnovers-RU 11,CIN 18.

2nd chance pts-RU 11,CIN 5. Fast break pts-RU 2,CIN 13.

Bench pts-RU 0,CIN 13. Score tied-3 times. Lead changed-1 time.

Last FG-RU 2nd-00:24, CIN 2nd-00:27.

Largest lead-RUTGERS by 10 2nd-18:23, CIN by 9 2nd-00:27.

## GAME 22

**No. 24/23 Cincinnati ..... 65**  
**at Seton Hall ..... 59**

**Feb. 2, 2013 • Newark, N.J.**  
**(Prudential Center)**

(AP) - Sean Kilpatrick scored 21 points and Cashmere Wright added 17 as No. 24 Cincinnati won for the fifth time in six games, holding off Seton Hall 65-59.

Cincinnati (18-4, 6-3 Big East) built a 48-28 lead five minutes into the second half only to allow the Pirates (13-9, 2-7) to get within four points twice. The Bearcats finished 21 of 27 (77.8 percent) from the free-throw line, including making eight of their last nine in the game.

Fuquan Edwin and Brandon Mobley both had 16 points for Seton Hall, which has lost three straight and seven of eight.

Wright made all seven of his free throws and JaQuon Parker was 6 of 8 to lead the Bearcats.

The Bearcats scored the first 15 points of the second half - a run that had Seton Hall coach Kevin Willard call two timeouts in the opening 2:30. Kilpatrick's second 3 of the run - after he started 2 for 7 from beyond the arc - made it 48-28 with 15:02 left in the half.

UC had closed the first half on a 14-5 run and Wright had eight points, a 3-pointer, a traditional three-point play and two free throws.

Edwin made four straight free throws to cap a 17-2 run that made it 52-48 with 6:46 to play. Cincinnati had one field goal over a span of 13:28 - including missing 12 straight shots. The Pirates got to 56-52 with 3:12 to go on a 3-pointer by Mobley.

A Kilpatrick 3 and a pair of free throws from Parker and Wright highlighted a 7-0 run for UC to help seal the victory. The win was the 200th for Cincinnati coach Mick Cronin.

**Cincinnati (18-4, 6-3 BIG EAST)**

Name	fg-a	3-a	ft-a	o-d-t	pf	tp	a	to	b	s	m
Jackson	1-1	0-0	1-2	2-3-5	1	3	4	2	1	3	20
Mbodj	2-5	0-0	3-4	4-3-7	4	7	1	1	5	0	27
Wright	4-13	2-8	7-7	1-2-3	1	17	4	2	0	1	34
Kilpatrick	8-19	5-15	0-1	2-5-7	2	21	1	1	0	2	36
Parker	1-5	1-2	6-8	1-1-2	2	9	2	1	0	1	31
Rubles	0-1	0-0	2-2	0-6-6	2	2	1	1	0	1	20
Thomas	0-1	0-0	0-0	0-1-1	2	0	0	0	0	0	5
Guyn	0-1	0-1	0-0	0-1-1	1	0	0	1	0	1	5
Sanders	1-1	0-0	0-0	0-1-1	0	2	0	1	0	0	9
Gaines	1-2	0-0	0-0	0-1-1	3	2	0	2	0	0	6
Nyarsuk	0-0	0-0	2-3	1-1-2	0	2	0	0	0	0	7
TEAM				2-1-3				1			
<b>Totals</b>	<b>18-49</b>	<b>8-26</b>	<b>21-27</b>	<b>13-26-39</b>	<b>18</b>	<b>65</b>	<b>13</b>	<b>13</b>	<b>6</b>	<b>9</b>	

**Seton Hall (13-9, 2-7 BIG EAST)**

Name	fg-a	3-a	ft-a	o-d-t	pf	tp	a	to	b	s	m
Oliver	0-6	0-2	0-0	0-2-2	3	0	2	2	0	0	22
Edwin	5-15	2-7	4-5	3-3-6	3	16	1	2	0	1	27
Johnson	0-3	0-0	1-2	2-1-3	1	1	0	0	1	1	14
Maayan	1-3	0-1	0-0	0-5-5	5	2	3	3	0	1	30
Smyth	1-6	1-6	0-0	1-1-2	3	3	2	2	0	2	22
Cosby	3-5	0-0	1-1	0-2-2	1	7	3	3	0	0	17
Mobley	6-8	2-4	2-3	1-3-4	2	16	0	1	0	0	20
Karlis	1-2	1-2	0-0	2-2-4	4	3	0	0	0	0	22
Teague	4-7	0-0	3-7	3-1-4	2	11	2	1	0	1	26
TEAM				1-1-2							
<b>Totals</b>	<b>21-55</b>	<b>6-22</b>	<b>11-18</b>	<b>13-21-34</b>	<b>24</b>	<b>59</b>	<b>13</b>	<b>14</b>	<b>1</b>	<b>6</b>	

**Score by Periods**

	1st	2nd	Total
Cincinnati	33	32	65
Seton Hall	28	31	59

FG%: CIN 36.7 32.3, SH 38.2; 3FG%: CIN 30.8, SH 27.3; FT%: CIN 77.8, SH 61.1;

Officials: Brian O'Connell, Tim Clougherty, Jeff Clark

Technical fouls: Cincinnati-None. Seton Hall-None.

Attendance: 6,961

Pts in the paint-CIN 12,SHU 28. Pts off turnovers-CIN 14,SHU 17.

2nd chance pts-CIN 8,SHU 8. Fast break pts-CIN 6,SHU 6.

Bench pts-CIN 8,SHU 37. Score tied-4 times. Lead changed-7 times.

Last FG-CIN 2nd-01:50, SHU 2nd-00:03.

Largest lead-CIN by 20 2nd-15:02, SHU by 4 1st-18:06.





**2012-13 Cincinnati Basketball**  
**Cincinnati Combined Team Statistics (as of Feb 02, 2013)**  
**All games**



<b>RECORD:</b>	<b>OVERALL</b>	<b>HOME</b>	<b>AWAY</b>	<b>NEUTRAL</b>
ALL GAMES	18-4	10-3	5-1	3-0
CONFERENCE	6-3	2-2	4-1	0-0
NON-CONFERENCE	12-1	8-1	1-0	3-0

#	Player	gp-gs	min	avg	Total		3-Point		F-Throw		Rebounds						a	to	blk	stl	pts	avg
					fg-fga	fg%	3fg-fga	3fg%	ft-fa	ft%	off	def	tot	avg	pf	dq						
23	KILPATRICK, Sean	22-22	725	33.0	136-319	.426	60-173	.347	76-106	.717	31	89	120	5.5	22	0	43	43	7	30	408	18.5
01	WRIGHT, Cashmere	21-21	582	27.7	99-227	.436	50-125	.400	51-63	.810	13	43	56	2.7	36	0	73	41	1	38	299	14.2
44	PARKER, JaQuon	22-22	631	28.7	79-200	.395	28-70	.400	48-83	.578	46	55	101	4.6	38	0	40	37	1	17	234	10.6
02	RUBLES, Titus	22-5	467	21.2	46-135	.341	4-36	.111	49-72	.681	36	95	131	6.0	48	0	50	41	7	22	145	6.6
00	DAVIS III, Jeremiah	4-0	43	10.8	7-18	.389	3-9	.333	5-6	.833	1	9	10	2.5	6	0	5	4	0	0	22	5.5
13	MBODJ, Cheikh	22-22	444	20.2	45-87	.517	0-1	.000	30-47	.638	48	63	111	5.0	76	4	6	15	56	5	120	5.5
05	JACKSON, Justin	21-17	408	19.4	37-88	.420	1-11	.091	16-29	.552	38	75	113	5.4	49	2	34	35	30	25	91	4.3
15	SANDERS, Jermaine	22-1	271	12.3	27-66	.409	8-26	.308	12-24	.500	16	32	48	2.2	10	0	19	16	3	8	74	3.4
33	NYARSUK, David	22-0	283	12.9	33-56	.589	0-0	.000	8-15	.533	27	37	64	2.9	35	2	4	18	26	2	74	3.4
03	THOMAS, Shaquille	21-0	223	10.6	24-59	.407	2-6	.333	9-17	.529	19	23	42	2.0	11	0	13	12	3	9	59	2.8
14	GUYN, Ge'Lawn	21-0	254	12.1	16-47	.340	5-24	.208	14-17	.824	1	18	19	0.9	31	0	12	15	2	9	51	2.4
24	GAINES, Kelvin	13-0	84	6.5	5-11	.455	0-0	.000	0-5	.000	9	12	21	1.6	16	0	0	6	12	2	10	0.8
10	EPPESTEINER, Alex	5-0	10	2.0	1-4	.250	0-1	.000	1-2	.500	0	1	1	0.2	0	0	2	0	0	2	3	0.6
Team											46	42	88				5					
Total.....		22	4425		555-1317	.421	161-482	.334	319-486	.656	331	594	925	42.0	378	8	301	288	148	169	1590	72.3
Opponents.....		22	4425		468-1252	.374	117-381	.307	241-382	.631	255	487	742	33.7	418	-	239	320	76	139	1294	58.8

<b>TEAM STATISTICS</b>	<b>CIN</b>	<b>OPP</b>
SCORING	1590	1294
Points per game	72.3	58.8
Scoring margin	+13.5	-
FIELD GOALS-ATT	555-1317	468-1252
Field goal pct	.421	.374
3 POINT FG-ATT	161-482	117-381
3-point FG pct	.334	.307
3-pt FG made per game	7.3	5.3
FREE THROWS-ATT	319-486	241-382
Free throw pct	.656	.631
F-Throws made per game	14.5	11.0
REBOUNDS	925	742
Rebounds per game	42.0	33.7
Rebounding margin	+8.3	-
ASSISTS	301	239
Assists per game	13.7	10.9
TURNOVERS	288	320
Turnovers per game	13.1	14.5
Turnover margin	+1.5	-
Assist/turnover ratio	1.0	0.7
STEALS	169	139
Steals per game	7.7	6.3
BLOCKS	148	76
Blocks per game	6.7	3.5
ATTENDANCE	107702	108076
Home games-Avg/Game	13-8285	6-10477
Neutral site-Avg/Game	-	3-15071

<b>Date</b>	<b>Opponent</b>		<b>Score</b>	<b>Att.</b>
11/11/12	UT MARTIN	w	80-57	5728
11/13/12	MISS. VALLEY ST.	w	102-60	5617
11/18/12	NORTH CAROLINA A&T	w	93-39	5582
11/20/12	CAMPBELL	w	91-72	5924
11/23/12	vs Iowa State	w	78-70	16730
11/24/12	vs Oregon	w	77-66	13954
12/01/12	ALABAMA	w	58-56	10155
12/6/12	UALR	w	87-53	6127
12/8/12	UMES	w	92-60	6423
12/15/12	at Marshall	w	72-56	5432
12/19/12	vs Xavier	w	60-45	14528
12/22/12	WRIGHT STATE	w	68-58	9248
12/27/12	NEW MEXICO	L	54-55	10627
* 12/31/12	at PITT	w	70-61	12510
* 1/5/13	ST. JOHN'S	L	52-53	8142
* 1/7/13	NOTRE DAME	L	60-66	10293
* 1/12/13	at Rutgers	w	68-58	5560
* 01-15-13	at DePaul	w	75-70	8120
* 1/19/13	MARQUETTE	Wot	71-69	12812
* 1/21/13	at Syracuse	L	55-57	24281
* 1/30/13	RUTGERS	w	62-54	11024
* 2/2/13	at Seton Hall	w	65-59	6961

\* - Conference game

<b>Score by Periods</b>	<b>1st</b>	<b>2nd</b>	<b>OT</b>	<b>Totals</b>
Cincinnati	729	853	8	1590
Opponents	554	734	6	1294

**2012-13 Cincinnati Basketball**  
**Cincinnati Combined Team Statistics (as of Feb 02, 2013)**  
**Conference games**

<b>RECORD:</b>	<b>OVERALL</b>	<b>HOME</b>	<b>AWAY</b>	<b>NEUTRAL</b>
ALL GAMES	6-3	2-2	4-1	0-0
CONFERENCE	6-3	2-2	4-1	0-0
NON-CONFERENCE	0-0	0-0	0-0	0-0

##	Player	gp-gs	min	avg	Total		3-Point		F-Throw		Rebounds				pf	dq	a	to	blk	stl	pts	avg
					fg-fga	fg%	3fg-fga	3fg%	ft-fa	ft%	off	def	tot	avg								
23	KILPATRICK, Sean	9-9	319	35.4	49-123	.398	27-79	.342	38-50	.760	7	35	42	4.7	13	0	14	15	4	7	163	18.1
01	WRIGHT, Cashmere	8-8	236	29.5	36-91	.396	15-51	.294	30-35	.857	6	18	24	3.0	18	0	27	14	0	10	117	14.6
44	PARKER, JaQuon	9-9	286	31.8	25-67	.373	10-29	.345	21-34	.618	18	22	40	4.4	17	0	17	22	0	5	81	9.0
02	RUBLES, Titus	9-5	213	23.7	12-41	.293	3-15	.200	28-40	.700	16	38	54	6.0	19	0	21	14	3	5	55	6.1
13	MBODJ, Cheikh	9-9	200	22.2	20-41	.488	0-1	.000	13-19	.684	17	26	43	4.8	32	2	4	8	23	2	53	5.9
05	JACKSON, Justin	8-4	148	18.5	10-24	.417	0-0	.000	10-15	.667	14	22	36	4.5	19	1	10	11	12	5	30	3.8
15	SANDERS, Jermaine	9-1	117	13.0	11-28	.393	5-17	.294	2-5	.400	6	9	15	1.7	5	0	5	7	2	3	29	3.2
14	GUYN, Ge'Lawn	8-0	99	12.4	4-16	.250	1-9	.111	8-9	.889	1	6	7	0.9	13	0	3	5	0	2	17	2.1
33	NYARSUK, David	9-0	93	10.3	7-13	.538	0-0	.000	2-5	.400	7	8	15	1.7	10	1	2	4	8	1	16	1.8
03	THOMAS, Shaquille	9-0	77	8.6	5-15	.333	1-2	.500	0-2	.000	4	6	10	1.1	4	0	2	3	1	1	11	1.2
24	GAINES, Kelvin	6-0	37	6.2	3-6	.500	0-0	.000	0-1	.000	3	6	9	1.5	6	0	0	4	2	1	6	1.0
Team											12	21	33					4				
Total.....		9	1825		182-465	.391	62-203	.305	152-215	.707	111	217	328	36.4	156	4	105	111	55	42	578	64.2
Opponents.....		9	1825		202-489	.413	45-148	.304	98-141	.695	94	192	286	31.8	174	-	102	104	29	52	547	60.8

<b>TEAM STATISTICS</b>	<b>CIN</b>	<b>OPP</b>	<b>Date</b>	<b>Opponent</b>	<b>Score</b>	<b>Att.</b>
SCORING	578	547	* 12/31/12	at PITT	W 70-61	12510
Points per game	64.2	60.8	* 1/5/13	ST. JOHN'S	L 52-53	8142
Scoring margin	+3.4	-	* 1/7/13	NOTRE DAME	L 60-66	10293
FIELD GOALS-ATT	182-465	202-489	* 1/12/13	at Rutgers	W 68-58	5560
Field goal pct	.391	.413	* 01-15-13	at DePaul	W 75-70	8120
3 POINT FG-ATT	62-203	45-148	* 1/19/13	MARQUETTE	Wot 71-69	12812
3-point FG pct	.305	.304	* 1/21/13	at Syracuse	L 55-57	24281
3-pt FG made per game	6.9	5.0	* 1/30/13	RUTGERS	W 62-54	11024
FREE THROWS-ATT	152-215	98-141	* 2/2/13	at Seton Hall	W 65-59	6961
Free throw pct	.707	.695				
F-Throws made per game	16.9	10.9				
REBOUNDS	328	286				
Rebounds per game	36.4	31.8				
Rebounding margin	+4.7	-				
ASSISTS	105	102				
Assists per game	11.7	11.3				
TURNOVERS	111	104				
Turnovers per game	12.3	11.6				
Turnover margin	-0.8	-				
Assist/turnover ratio	0.9	1.0				
STEALS	42	52				
Steals per game	4.7	5.8				
BLOCKS	55	29				
Blocks per game	6.1	3.2				
ATTENDANCE	42271	57432				
Home games-Avg/Game	4-10568	5-11486				
Neutral site-Avg/Game	-	0-0				

\* - Conference game

<b>Score by Periods</b>	<b>1st</b>	<b>2nd</b>	<b>OT</b>	<b>Totals</b>
Cincinnati	245	325	8	578
Opponents	236	305	6	547

**2012-13 Cincinnati Basketball**  
**Cincinnati Team Game-by-Game Comparison (as of Feb 02, 2013)**  
**All games**

Opponent	1st	2nd	Score	Mar	Total FG	FG Pct	3-Pointers	3FG Pct	Free Throws	FT Pct	Rebounds	Assist	T/Over	Block	Steal	Fouls
UT MARTIN	43/17	37/40	80-57	+23	28-59/19-67	.475/.284	9-21/6-22	.429/.273	15-27/13-20	.556/.650	54/31 +23	19/6	19/10	10/2	6/13	16/22
MISS. VALLEY ST.	43/23	59/37	102-60	+42	39-70/22-64	.557/.344	8-18/7-19	.444/.368	16-25/9-19	.640/.474	54/26 +28	20/13	15/15	7/1	7/6	17/21
NORTH CAROLINA A&T	47/16	46/23	93-39	+54	36-70/10-66	.514/.152	12-28/3-22	.429/.136	9-23/16-24	.391/.667	56/43 +13	24/5	13/20	12/5	15/6	17/22
CAMPBELL	46/28	45/44	91-72	+19	32-64/29-61	.500/.475	9-23/5-11	.391/.455	18-34/9-17	.529/.529	50/28 +22	13/14	14/13	9/2	9/7	17/25
Iowa State	35/35	43/35	78-70	+8	25-60/25-67	.417/.373	5-20/8-27	.250/.296	23-25/12-21	.920/.571	37/46 (9)	11/12	13/18	5/2	11/6	18/20
Oregon	42/33	35/33	77-66	+11	24-64/19-55	.375/.345	11-24/5-17	.458/.294	18-27/23-29	.667/.793	44/41 +3	13/9	15/19	3/7	10/8	22/25
ALABAMA	33/27	25/29	58-56	+2	23-59/25-57	.390/.439	2-11/4-11	.182/.364	10-14/2-3	.714/.667	32/37 (5)	7/8	11/16	8/5	9/5	14/16
UALR	44/17	43/36	87-53	+34	34-71/20-50	.479/.400	5-20/3-15	.250/.200	14-24/10-18	.583/.556	39/32 +7	20/12	17/32	5/5	23/9	20/18
UMES	52/23	40/37	92-60	+32	36-75/20-67	.480/.299	11-29/6-24	.379/.250	9-15/14-20	.600/.700	55/31 +24	24/11	15/13	9/7	6/10	15/8
Marshall	29/25	43/31	72-56	+16	29-64/17-43	.453/.395	6-17/8-12	.353/.667	8-13/14-27	.615/.519	40/31 +9	14/9	11/20	3/2	9/4	22/15
Xavier	22/24	38/21	60-45	+15	21-64/20-53	.328/.377	5-24/2-13	.208/.154	13-19/3-14	.684/.214	47/37 +10	8/11	13/15	8/2	9/7	16/18
WRIGHT STATE	22/28	46/30	68-58	+10	26-68/19-59	.382/.322	5-18/8-21	.278/.381	11-21/12-18	.524/.667	49/38 +11	12/12	10/11	10/3	6/4	15/22
NEW MEXICO	26/22	28/33	54-55	(1)	20-64/21-54	.313/.389	11-26/7-19	.423/.368	3-4/6-11	.750/.545	40/35 +5	11/15	11/14	4/4	7/2	13/12
PITT	26/34	44/27	70-61	+9	21-51/23-52	.412/.442	3-16/0-10	.188/.000	25-35/15-25	.714/.600	37/32 +5	7/12	9/9	4/6	3/4	20/23
ST. JOHN'S	21/24	31/29	52-53	(1)	19-60/22-55	.317/.400	8-26/1-9	.308/.111	6-11/8-11	.545/.727	34/40 (6)	8/10	16/17	3/5	8/7	13/14
NOTRE DAME	28/32	32/34	60-66	(6)	23-49/24-48	.469/.500	9-21/9-16	.429/.563	5-11/9-13	.455/.692	28/23 +5	18/14	9/7	5/1	2/2	18/10
Rutgers	27/15	41/43	68-58	+10	20-53/20-53	.377/.377	5-22/5-17	.227/.294	23-32/13-17	.719/.765	41/34 +7	6/11	6/9	4/3	4/2	18/25
DePaul	41/38	34/32	75-70	+5	25-42/31-66	.595/.470	6-13/2-14	.462/.143	19-31/6-8	.613/.750	35/27 +8	15/13	19/10	12/2	2/10	15/21
MARQUETTE	29/13	34/50	71-69	+2	20-58/20-62	.345/.323	8-26/8-25	.308/.320	23-29/21-31	.793/.677	41/41 -	11/10	12/11	12/4	5/6	27/24
Syracuse	18/22	37/35	55-57	(2)	18-55/23-50	.327/.460	10-32/6-18	.313/.333	9-10/5-7	.900/.714	38/28 +10	13/11	10/6	1/5	2/7	11/8
RUTGERS	22/30	40/24	62-54	+8	18-48/18-48	.375/.375	5-21/8-17	.238/.471	21-29/10-11	.724/.909	35/27 +8	14/8	17/21	8/2	7/8	16/25
Seton Hall	33/28	32/31	65-59	+6	18-49/21-55	.367/.382	8-26/6-22	.308/.273	21-27/11-18	.778/.611	39/34 +5	13/13	13/14	6/1	9/6	18/24

Note: Game totals are displayed in the format TEAM/OPPONENT for each category

**2012-13 Cincinnati Basketball**  
**Cincinnati Season/Career Statistics (as of Feb 02, 2013)**  
**All games**

**SEASON STATISTICS**

**CAREER STATISTICS**

SUMMARY	gp-gs	min/g	fg%	3fg%	ft%	r/g	a/g	stl	blk	pts/g	gp-gs	min/g	fg%	3fg%	ft%	r/g	a/g	stl	blk	pts/g
KILPATRICK, Sean	22-22	33.0	.426	.347	.717	5.5	2.0	30	7	18.5	94-60	29.0	.430	.367	.729	4.3	1.8	106	21	13.6
WRIGHT, Cashmere	21-21	27.7	.436	.400	.810	2.7	3.5	38	1	14.2	127-102	25.6	.407	.357	.710	2.7	3.5	184	5	9.4
PARKER, JaQuon	22-22	28.7	.395	.400	.578	4.6	1.8	17	1	10.6	101-55	19.5	.394	.357	.621	3.8	1.2	48	5	6.5
RUBLES, Titus	22-5	21.2	.341	.111	.681	6.0	2.3	22	7	6.6	22-5	21.2	.341	.111	.681	6.0	2.3	22	7	6.6
DAVIS III, Jeremiah	4-0	10.8	.389	.333	.833	2.5	1.3	0	0	5.5	31-0	8.3	.393	.375	.600	1.1	0.6	13	1	2.9
MBODJ, Cheikh	22-22	20.2	.517	.000	.638	5.0	0.3	5	56	5.5	50-23	14.3	.464	.500	.569	3.4	0.2	8	75	3.4
JACKSON, Justin	21-17	19.4	.420	.091	.552	5.4	1.6	25	30	4.3	93-37	17.6	.494	.095	.472	3.8	1.0	84	109	4.0
SANDERS, Jermaine	22-1	12.3	.409	.308	.500	2.2	0.9	8	3	3.4	50-1	10.2	.398	.333	.500	1.6	0.7	9	5	2.4
NYARSUK, David	22-0	12.9	.589	.000	.533	2.9	0.2	2	26	3.4	22-0	12.9	.589	.000	.533	2.9	0.2	2	26	3.4
THOMAS, Shaquille	21-0	10.6	.407	.333	.529	2.0	0.6	9	3	2.8	21-0	10.6	.407	.333	.529	2.0	0.6	9	3	2.8
GUYN, Ge'Lawn	21-0	12.1	.340	.208	.824	0.9	0.6	9	2	2.4	53-0	10.9	.371	.246	.742	0.8	0.6	27	2	2.3
GAINES, Kelvin	13-0	6.5	.455	.000	.000	1.6	0.0	2	12	0.8	30-1	7.6	.423	.000	.182	2.0	0.1	7	35	0.8
EPPENSTEINER, Alex	5-0	2.0	.250	.000	.500	0.2	0.4	2	0	0.6	26-0	1.8	.308	.250	.500	0.1	0.2	3	0	0.5
SCORING	fg-fga	fg%	3fg-fga	3fg%	ft-fta	ft%	pts	pts/g	fg-fga	fg%	3fg-fga	3fg%	ft-fta	ft%	pts	pts/g				
KILPATRICK, Sean	136-319	.426	60-173	.347	76-106	.717	408	18.5	435-1012	.430	198-540	.367	207-284	.729	1275	13.6				
WRIGHT, Cashmere	99-227	.436	50-125	.400	51-63	.810	299	14.2	410-1007	.407	163-456	.357	215-303	.710	1198	9.4				
PARKER, JaQuon	79-200	.395	28-70	.400	48-83	.578	234	10.6	224-569	.394	74-207	.357	139-224	.621	661	6.5				
RUBLES, Titus	46-135	.341	4-36	.111	49-72	.681	145	6.6	46-135	.341	4-36	.111	49-72	.681	145	6.6				
DAVIS III, Jeremiah	7-18	.389	3-9	.333	5-6	.833	22	5.5	33-84	.393	15-40	.375	9-15	.600	90	2.9				
MBODJ, Cheikh	45-87	.517	0-1	.000	30-47	.638	120	5.5	65-140	.464	1-2	.500	37-65	.569	168	3.4				
JACKSON, Justin	37-88	.420	1-11	.091	16-29	.552	91	4.3	153-310	.494	2-21	.095	60-127	.472	368	4.0				
SANDERS, Jermaine	27-66	.409	8-26	.308	12-24	.500	74	3.4	43-108	.398	15-45	.333	21-42	.500	122	2.4				
NYARSUK, David	33-56	.589	0-0	.000	8-15	.533	74	3.4	33-56	.589	0-0	.000	8-15	.533	74	3.4				
THOMAS, Shaquille	24-59	.407	2-6	.333	9-17	.529	59	2.8	24-59	.407	2-6	.333	9-17	.529	59	2.8				
GUYN, Ge'Lawn	16-47	.340	5-24	.208	14-17	.824	51	2.4	43-116	.371	14-57	.246	23-31	.742	123	2.3				
GAINES, Kelvin	5-11	.455	0-0	.000	0-5	.000	10	0.8	11-26	.423	0-0	.000	2-11	.182	24	0.8				
EPPENSTEINER, Alex	1-4	.250	0-1	.000	1-2	.500	3	0.6	4-13	.308	1-4	.250	4-8	.500	13	0.5				
TOTALS	o-reb	d-reb	t-reb	pf	fo	ast	to	a/to	o-reb	d-reb	t-reb	pf	fo	ast	to	a/to				
KILPATRICK, Sean	31	89	120	22	0	43	43	1.0	125	275	400	116	0	173	142	1.2				
WRIGHT, Cashmere	13	43	56	36	0	73	41	1.8	70	275	345	245	3	449	249	1.8				
PARKER, JaQuon	46	55	101	38	0	40	37	1.1	134	248	382	125	0	122	100	1.2				
RUBLES, Titus	36	95	131	48	0	50	41	1.2	36	95	131	48	0	50	41	1.2				
DAVIS III, Jeremiah	1	9	10	6	0	5	4	1.3	6	29	35	26	0	19	20	1.0				
MBODJ, Cheikh	48	63	111	76	4	6	15	0.4	77	94	171	123	5	10	22	0.5				
JACKSON, Justin	38	75	113	49	2	34	35	1.0	140	217	357	236	11	97	126	0.8				
SANDERS, Jermaine	16	32	48	10	0	19	16	1.2	28	53	81	21	0	33	29	1.1				
NYARSUK, David	27	37	64	35	2	4	18	0.2	27	37	64	35	2	4	18	0.2				
THOMAS, Shaquille	19	23	42	11	0	13	12	1.1	19	23	42	11	0	13	12	1.1				
GUYN, Ge'Lawn	1	18	19	31	0	12	15	0.8	6	39	45	67	0	32	34	0.9				
GAINES, Kelvin	9	12	21	16	0	0	6	0.0	20	39	59	43	1	2	14	0.1				
EPPENSTEINER, Alex	0	1	1	0	0	2	0	0.0	0	3	3	5	0	6	3	2.0				

**2012-13 Cincinnati Basketball**  
**Cincinnati Points-Rebounds-Assists (as of Feb 02, 2013)**  
**All games**

Opponent	Date	Score		00	01	02	03	05	10	13
				DAVIS III,	WRIGHT,CAS	RUBLES,TIT	THOMAS,SHA	JACKSON,JU	EPPENSTEIN	MBODJ,CHEI
UT MARTIN	11/11/12	80-57	w	5-1-3	16-4-3	8-7-4	3-1-0	7-11-2	0-0-0	5-6-0
MISS. VALLEY ST.	11/13/12	102-60	w	9-4-2	11-0-5	8-7-5	6-4-2	5-8-0	0-0-1	8-6-0
NORTH CAROLINA A&T	11/18/12	93-39	w	5-4-0	13-3-2	6-3-2	6-4-3	6-7-3	1-1-1	8-4-0
CAMPBELL	11/20/12	91-72	w	3-1-0	28-1-2	5-6-3	0-2-1	2-6-1	DNP	2-4-0
vs Iowa State	11/23/12	78-70	w	DNP	14-3-5	10-5-0	0-0-0	4-6-0	DNP	2-5-0
vs Oregon	11/24/12	77-66	w	DNP	17-1-1	13-4-1	4-3-0	2-5-4	DNP	2-4-0
ALABAMA	12/01/12	58-56	w	DNP	8-1-1	10-5-1	DNP	0-2-1	DNP	8-5-0
UALR	12/6/12	87-53	w	DNP	8-1-4	6-2-2	2-3-0	7-4-4	0-0-0	12-7-0
UMES	12/8/12	92-60	w	DNP	20-4-9	7-10-4	11-7-3	9-7-2	2-0-0	0-3-1
at Marshall	12/15/12	72-56	w	DNP	14-1-3	2-8-2	8-3-2	10-1-3	DNP	9-4-0
vs Xavier	12/19/12	60-45	w	DNP	15-6-4	2-9-1	2-2-0	0-5-2	DNP	3-5-0
WRIGHT STATE	12/22/12	68-58	w	DNP	6-4-3	11-9-3	1-2-0	9-7-1	DNP	4-5-0
NEW MEXICO	12/27/12	54-55	L	DNP	12-3-4	2-2-1	5-1-0	0-8-1	DNP	4-10-1
at PITT	12/31/12	70-61	w	DNP	18-2-2	5-4-3	2-3-0	4-3-0	DNP	6-5-0
ST. JOHN'S	1/5/13	52-53	L	DNP	23-10-1	14-3-2	0-1-0	0-1-0	DNP	3-10-1
NOTRE DAME	1/7/13	60-66	L	DNP	5-0-8	2-7-5	5-3-2	DNP	DNP	8-3-0
at Rutgers	1/12/13	68-58	w	DNP	23-3-2	7-11-0	0-0-0	6-8-1	DNP	2-3-0
at DePaul	01-15-13	75-70	w	DNP	20-2-7	2-3-1	4-0-0	2-4-1	DNP	6-3-0
MARQUETTE	1/19/13	71-69	w	DNP	DNP	12-10-2	0-2-0	4-3-0	DNP	2-1-0
at Syracuse	1/21/13	55-57	L	DNP	5-1-0	5-6-5	0-0-0	4-5-1	DNP	9-6-1
RUTGERS	1/30/13	62-54	w	DNP	6-3-3	6-4-2	0-0-0	7-7-3	DNP	10-5-1
at Seton Hall	2/2/13	65-59	w	DNP	17-3-4	2-6-1	0-1-0	3-5-4	DNP	7-7-1

Opponent	Date	Score		14	15	23	24	33	44
				GUYN,GE'LA	SANDERS,JE	KILPATRICK	GAINES,KEL	NYARSUK,DA	PARKER,JAQ
UT MARTIN	11/11/12	80-57	w	4-2-1	1-2-3	14-3-1	DNP	9-6-0	8-6-2
MISS. VALLEY ST.	11/13/12	102-60	w	4-1-1	8-3-1	20-7-1	2-3-0	8-3-0	13-4-2
NORTH CAROLINA A&T	11/18/12	93-39	w	8-4-1	2-3-1	29-7-5	0-3-0	6-6-1	3-3-5
CAMPBELL	11/20/12	91-72	w	5-1-0	4-2-1	15-10-3	0-1-0	6-4-0	21-8-2
vs Iowa State	11/23/12	78-70	w	3-0-0	6-3-2	32-5-3	DNP	5-5-1	2-2-0
vs Oregon	11/24/12	77-66	w	0-0-2	7-4-2	16-8-3	0-1-0	0-5-0	16-4-0
ALABAMA	12/01/12	58-56	w	2-1-0	4-0-0	13-5-2	DNP	0-3-0	13-6-2
UALR	12/6/12	87-53	w	6-1-3	5-5-3	18-6-2	0-0-0	12-6-0	11-2-2
UMES	12/8/12	92-60	w	0-1-0	2-2-0	23-4-1	2-3-0	4-2-0	12-6-4
at Marshall	12/15/12	72-56	w	0-0-0	4-4-1	13-6-2	DNP	4-5-0	8-3-1
vs Xavier	12/19/12	60-45	w	2-0-0	0-0-0	25-7-0	DNP	0-2-0	11-6-1
WRIGHT STATE	12/22/12	68-58	w	0-1-1	2-4-0	12-6-4	0-1-0	2-2-0	21-5-0
NEW MEXICO	12/27/12	54-55	L	0-0-0	0-1-0	15-4-2	DNP	2-0-0	14-6-2
at PITT	12/31/12	70-61	w	0-0-0	0-1-1	16-4-0	0-0-0	6-3-0	13-5-1
ST. JOHN'S	1/5/13	52-53	L	DNP	2-0-0	7-5-2	0-0-0	0-0-0	3-4-2
NOTRE DAME	1/7/13	60-66	L	3-1-0	8-1-1	15-4-1	2-4-0	4-3-0	8-1-1
at Rutgers	1/12/13	68-58	w	0-0-1	9-2-0	10-1-1	DNP	0-2-0	11-8-1
at DePaul	01-15-13	75-70	w	7-2-0	2-3-2	18-6-3	DNP	2-3-1	12-3-0
MARQUETTE	1/19/13	71-69	w	2-2-2	6-2-1	36-4-0	0-2-0	2-2-1	7-8-5
at Syracuse	1/21/13	55-57	L	0-1-0	0-3-0	21-5-2	DNP	0-0-0	11-6-4
RUTGERS	1/30/13	62-54	w	5-0-0	0-2-0	19-6-4	2-2-0	0-0-0	7-3-1
at Seton Hall	2/2/13	65-59	w	0-1-0	2-1-0	21-7-1	2-1-0	2-2-0	9-2-2



**2012-13 Cincinnati Basketball**  
**Cincinnati Team High/Low Analysis (as of Feb 02, 2013)**  
**All games**

**Cincinnati - TEAM GAME HIGHS**

POINTS	102	MISS. VALLEY ST. (11/13/12)
	93	NORTH CAROLINA A&T (11/18/12)
	92	UMES (12/8/12)
	91	CAMPBELL (11/20/12)
	87	UALR (12/6/12)
FIELD GOALS MADE	39	MISS. VALLEY ST. (11/13/12)
	36	UMES (12/8/12)
	36	NORTH CAROLINA A&T (11/18/12)
FIELD GOAL ATTEMPTS	75	UMES (12/8/12)
	71	UALR (12/6/12)
FIELD GOAL PERCENTAGE	.595 (25-42)	at DePaul (01-15-13)
	.557 (39-70)	MISS. VALLEY ST. (11/13/12)
3 PT FIELD GOALS MADE	12	NORTH CAROLINA A&T (11/18/12)
	11	NEW MEXICO (12/27/12)
	11	UMES (12/8/12)
	11	vs Oregon (11/24/12)
3 PT FG ATTEMPTS	32	at Syracuse (1/21/13)
	29	UMES (12/8/12)
3 PT FG PERCENTAGE	.462 (6-13)	at DePaul (01-15-13)
	.458 (11-24)	vs Oregon (11/24/12)
FREE THROWS MADE	25	at PITT (12/31/12)
	23	MARQUETTE (1/19/13)
	23	at Rutgers (1/12/13)
	23	vs Iowa State (11/23/12)
FREE THROW ATTEMPTS	35	at PITT (12/31/12)
	34	CAMPBELL (11/20/12)
FREE THROW PERCENTAGE	.920 (23-25)	vs Iowa State (11/23/12)
	.900 (9-10)	at Syracuse (1/21/13)
REBOUNDS	56	NORTH CAROLINA A&T (11/18/12)
	55	UMES (12/8/12)
ASSISTS	24	UMES (12/8/12)
	24	NORTH CAROLINA A&T (11/18/12)
STEALS	23	UALR (12/6/12)
	15	NORTH CAROLINA A&T (11/18/12)
BLOCKED SHOTS	12	MARQUETTE (1/19/13)
	12	at DePaul (01-15-13)
	12	NORTH CAROLINA A&T (11/18/12)
TURNOVERS	19	at DePaul (01-15-13)
	19	UT MARTIN (11/11/12)
FOULS	27	MARQUETTE (1/19/13)
	22	at Marshall (12/15/12)
	22	vs Oregon (11/24/12)

**2012-13 Cincinnati Basketball**  
**Cincinnati High/Low Analysis (as of Feb 02, 2013)**  
**All games**

**Opponent - GAME HIGHS**

POINTS	72	CAMPBELL (11/20/12)
	70	at DePaul (01-15-13)
	70	vs Iowa State (11/23/12)
	69	MARQUETTE (1/19/13)
	66	NOTRE DAME (1/7/13)
	66	vs Oregon (11/24/12)
FIELD GOALS MADE	31	at DePaul (01-15-13)
	29	CAMPBELL (11/20/12)
FIELD GOAL ATTEMPTS	67	UMES (12/8/12)
	67	vs Iowa State (11/23/12)
	67	UT MARTIN (11/11/12)
FIELD GOAL PERCENTAGE	.500 (24-48)	NOTRE DAME (1/7/13)
	.475 (29-61)	CAMPBELL (11/20/12)
3 PT FIELD GOALS MADE	9	NOTRE DAME (1/7/13)
	8	RUTGERS (1/30/13)
	8	MARQUETTE (1/19/13)
	8	WRIGHT STATE (12/22/12)
	8	at Marshall (12/15/12)
	8	vs Iowa State (11/23/12)
3 PT FG ATTEMPTS	27	vs Iowa State (11/23/12)
	25	MARQUETTE (1/19/13)
3 PT FG PERCENTAGE	.667 (8-12)	at Marshall (12/15/12)
	.563 (9-16)	NOTRE DAME (1/7/13)
FREE THROWS MADE	23	vs Oregon (11/24/12)
	21	MARQUETTE (1/19/13)
FREE THROW ATTEMPTS	31	MARQUETTE (1/19/13)
	29	vs Oregon (11/24/12)
FREE THROW PERCENTAGE	.909 (10-11)	RUTGERS (1/30/13)
	.793 (23-29)	vs Oregon (11/24/12)
REBOUNDS	46	vs Iowa State (11/23/12)
	43	NORTH CAROLINA A&T (11/18/12)
ASSISTS	15	NEW MEXICO (12/27/12)
	14	NOTRE DAME (1/7/13)
	14	CAMPBELL (11/20/12)
STEALS	13	UT MARTIN (11/11/12)
	10	at DePaul (01-15-13)
	10	UMES (12/8/12)
BLOCKED SHOTS	7	UMES (12/8/12)
	7	vs Oregon (11/24/12)
TURNOVERS	32	UALR (12/6/12)
	21	RUTGERS (1/30/13)
FOULS	25	RUTGERS (1/30/13)
	25	at Rutgers (1/12/13)
	25	vs Oregon (11/24/12)
	25	CAMPBELL (11/20/12)

**2012-13 Cincinnati Basketball**  
**Cincinnati High/Low Analysis (as of Feb 02, 2013)**  
**All games**

**Cincinnati - GAME LOWS**

POINTS	52	ST. JOHN'S (1/5/13)
	54	NEW MEXICO (12/27/12)
	55	at Syracuse (1/21/13)
	58	ALABAMA (12/01/12)
	60	vs Xavier (12/19/12)
	60	NOTRE DAME (1/7/13)
FIELD GOALS MADE	18	at Syracuse (1/21/13)
	18	RUTGERS (1/30/13)
	18	at Seton Hall (2/2/13)
FIELD GOAL ATTEMPTS	42	at DePaul (01-15-13)
	48	RUTGERS (1/30/13)
FIELD GOAL PERCENTAGE	.313 (20-64)	NEW MEXICO (12/27/12)
	.317 (19-60)	ST. JOHN'S (1/5/13)
3 PT FIELD GOALS MADE	2	ALABAMA (12/01/12)
	3	at PITT (12/31/12)
3 PT FG ATTEMPTS	11	ALABAMA (12/01/12)
	13	at DePaul (01-15-13)
3 PT FG PERCENTAGE	.182 (2-11)	ALABAMA (12/01/12)
	.188 (3-16)	at PITT (12/31/12)
FREE THROWS MADE	3	NEW MEXICO (12/27/12)
	5	NOTRE DAME (1/7/13)
FREE THROW ATTEMPTS	4	NEW MEXICO (12/27/12)
	10	at Syracuse (1/21/13)
FREE THROW PERCENTAGE	.391 (9-23)	NORTH CAROLINA A&T (11/18/12)
	.455 (5-11)	NOTRE DAME (1/7/13)
REBOUNDS	28	NOTRE DAME (1/7/13)
	32	ALABAMA (12/01/12)
ASSISTS	6	at Rutgers (1/12/13)
	7	ALABAMA (12/01/12)
	7	at PITT (12/31/12)
STEALS	2	NOTRE DAME (1/7/13)
	2	at DePaul (01-15-13)
	2	at Syracuse (1/21/13)
BLOCKED SHOTS	1	at Syracuse (1/21/13)
	3	vs Oregon (11/24/12)
	3	at Marshall (12/15/12)
	3	ST. JOHN'S (1/5/13)
TURNOVERS	6	at Rutgers (1/12/13)
	9	at PITT (12/31/12)
	9	NOTRE DAME (1/7/13)
FOULS	11	at Syracuse (1/21/13)
	13	NEW MEXICO (12/27/12)
	13	ST. JOHN'S (1/5/13)

**2012-13 Cincinnati Basketball**  
**Cincinnati High/Low Analysis (as of Feb 02, 2013)**  
**All games**

**Opponent - GAME LOWS**

POINTS	39		NORTH CAROLINA A&T (11/18/12)
	45		vs Xavier (12/19/12)
	53		UALR (12/6/12)
	53		ST. JOHN'S (1/5/13)
	54		RUTGERS (1/30/13)
FIELD GOALS MADE	10		NORTH CAROLINA A&T (11/18/12)
	17		at Marshall (12/15/12)
FIELD GOAL ATTEMPTS	43		at Marshall (12/15/12)
	48		NOTRE DAME (1/7/13)
	48		RUTGERS (1/30/13)
FIELD GOAL PERCENTAGE	.152	(10-66)	NORTH CAROLINA A&T (11/18/12)
	.284	(19-67)	UT MARTIN (11/11/12)
3 PT FIELD GOALS MADE	0		at PITT (12/31/12)
	1		ST. JOHN'S (1/5/13)
3 PT FG ATTEMPTS	9		ST. JOHN'S (1/5/13)
	10		at PITT (12/31/12)
3 PT FG PERCENTAGE	.000	(0-10)	at PITT (12/31/12)
	.111	(1-9)	ST. JOHN'S (1/5/13)
FREE THROWS MADE	2		ALABAMA (12/01/12)
	3		vs Xavier (12/19/12)
FREE THROW ATTEMPTS	3		ALABAMA (12/01/12)
	7		at Syracuse (1/21/13)
FREE THROW PERCENTAGE	.214	(3-14)	vs Xavier (12/19/12)
	.474	(9-19)	MISS. VALLEY ST. (11/13/12)
REBOUNDS	23		NOTRE DAME (1/7/13)
	26		MISS. VALLEY ST. (11/13/12)
ASSISTS	5		NORTH CAROLINA A&T (11/18/12)
	6		UT MARTIN (11/11/12)
STEALS	2		NEW MEXICO (12/27/12)
	2		NOTRE DAME (1/7/13)
	2		at Rutgers (1/12/13)
BLOCKED SHOTS	1		MISS. VALLEY ST. (11/13/12)
	1		NOTRE DAME (1/7/13)
	1		at Seton Hall (2/2/13)
TURNOVERS	6		at Syracuse (1/21/13)
	7		NOTRE DAME (1/7/13)
FOULS	8		UMES (12/8/12)
	8		at Syracuse (1/21/13)

**2012-13 Cincinnati Basketball**  
**Cincinnati Player High/Low Analysis (as of Feb 02, 2013)**  
**All games**

**Cincinnati - INDIVIDUAL GAME HIGHS**

Points	36		KILPATRICK, Sean vs Marquette (1/19/13)
	32		KILPATRICK, Sean vs Iowa State (11/23/12)
	29		KILPATRICK, Sean vs North Carolina A&T (11/18/12)
	28		WRIGHT, Cashmere vs Campbell (11/20/12)
	25		KILPATRICK, Sean vs Xavier (12/19/12)
Field Goals Made	11		KILPATRICK, Sean vs Marquette (1/19/13)
	10		KILPATRICK, Sean vs Xavier (12/19/12)
	10		KILPATRICK, Sean vs UMES (12/8/12)
	10		KILPATRICK, Sean vs North Carolina A&T (11/18/12)
Field Goal Att.	27		KILPATRICK, Sean vs Xavier (12/19/12)
	23		KILPATRICK, Sean vs Marquette (1/19/13)
FG Pct (min 5 made)	.875	(7-8)	WRIGHT, Cashmere vs UMES (12/8/12)
	.833	(5-6)	JACKSON, Justin at Marshall (12/15/12)
	.833	(5-6)	NYARSUK, David vs UALR (12/6/12)
3-Point FG Made	8		KILPATRICK, Sean vs North Carolina A&T (11/18/12)
	6		KILPATRICK, Sean at Syracuse (1/21/13)
	6		WRIGHT, Cashmere vs UMES (12/8/12)
3-Point FG Att.	15		KILPATRICK, Sean at Seton Hall (2/2/13)
	15		KILPATRICK, Sean at Syracuse (1/21/13)
3-Pt FG Pct (min 2 made)	1.000	(2-2)	PARKER, JaQuon vs Notre Dame (1/7/13)
	1.000	(2-2)	SANDERS, Jermaine vs Iowa State (11/23/12)
Free Throws Made	16		KILPATRICK, Sean vs Iowa State (11/23/12)
	10		RUBLES, Titus vs Marquette (1/19/13)
Free Throw Att.	16		KILPATRICK, Sean vs Iowa State (11/23/12)
	12		RUBLES, Titus vs Marquette (1/19/13)
FT Pct (min 3 made)	1.000	(16-16)	KILPATRICK, Sean vs Iowa State (11/23/12)
	1.000	(7-7)	WRIGHT, Cashmere at Seton Hall (2/2/13)
	1.000	(4-4)	MBODJ, Cheikh vs UALR (12/6/12)
	1.000	(4-4)	WRIGHT, Cashmere vs Iowa State (11/23/12)
	1.000	(4-4)	DAVIS III, Jeremiah vs Miss. Valley St. (11/13/12)
	1.000	(3-3)	GUYN, Ge'Lawn vs Rutgers (1/30/13)
	1.000	(3-3)	KILPATRICK, Sean at Syracuse (1/21/13)
	1.000	(3-3)	RUBLES, Titus at PITT (12/31/12)
	1.000	(3-3)	RUBLES, Titus vs Oregon (11/24/12)
Rebounds	11		RUBLES, Titus at Rutgers (1/12/13)
	11		JACKSON, Justin vs UT Martin (11/11/12)
Assists	9		WRIGHT, Cashmere vs UMES (12/8/12)
	8		WRIGHT, Cashmere vs Notre Dame (1/7/13)
Steals	5		KILPATRICK, Sean vs Iowa State (11/23/12)
	5		WRIGHT, Cashmere vs Campbell (11/20/12)
Blocked Shots	7		MBODJ, Cheikh at DePaul (01-15-13)
	6		JACKSON, Justin vs Rutgers (1/30/13)
Turnovers	6		PARKER, JaQuon at DePaul (01-15-13)
	5		KILPATRICK, Sean vs UALR (12/6/12)
	5		KILPATRICK, Sean vs Oregon (11/24/12)
	5		JACKSON, Justin vs UT Martin (11/11/12)
Fouls	5		MBODJ, Cheikh vs Marquette (1/19/13)
	5		NYARSUK, David vs Marquette (1/19/13)
	5		JACKSON, Justin vs Marquette (1/19/13)
	5		MBODJ, Cheikh at PITT (12/31/12)
	5		JACKSON, Justin vs Xavier (12/19/12)
	5		NYARSUK, David vs Oregon (11/24/12)
	5		MBODJ, Cheikh vs Oregon (11/24/12)



**2012-13 Cincinnati Basketball**  
**Cincinnati Opponent High/Low Analysis (as of Feb 02, 2013)**  
**All games**

**OPPONENT INDIVIDUAL GAME HIGHS**

Points	32		MELVIN, Cleveland at DePaul (01-15-13)
	25		JONES, Kyree vs UMES (12/8/12)
	22		McGee, Tyrus vs Iowa State (11/23/12)
	22		WHITE, Darren vs Campbell (11/20/12)
	20		SCARVER, D.D. at Marshall (12/15/12)
	20		PITTMAN, Elijah at Marshall (12/15/12)
Field Goals Made	14		MELVIN, Cleveland at DePaul (01-15-13)
	8		YOUNG, Brandon at DePaul (01-15-13)
	8		JONES, Kyree vs UMES (12/8/12)
	8		WHITE, Darren vs Campbell (11/20/12)
Field Goal Att.	20		MELVIN, Cleveland at DePaul (01-15-13)
	19		BLUE, Vander vs Marquette (1/19/13)
	19		YOUNG, Brandon at DePaul (01-15-13)
FG Pct (min 5 made)	.750	(6-8)	MOBLEY, Brandon at Seton Hall (2/2/13)
	.750	(6-8)	KIRK, Alex vs New Mexico (12/27/12)
3-Point FG Made	5		SCARVER, D.D. at Marshall (12/15/12)
	4		MARTIN, Scott vs Notre Dame (1/7/13)
	4		WILLIAMS, Kendall vs New Mexico (12/27/12)
	4		Marshall, Darryl vs Miss. Valley St. (11/13/12)
3-Point FG Att.	9		BLUE, Vander vs Marquette (1/19/13)
	9		LIABO, Mike vs UT Martin (11/11/12)
3-Pt FG Pct (min 2 made)	1.000	(3-3)	FREEMAN, Trey vs Campbell (11/20/12)
	1.000	(2-2)	Dillard, Ben vs UALR (12/6/12)
Free Throws Made	13		GARDNER, Davante vs Marquette (1/19/13)
	8		Singler, E.J. vs Oregon (11/24/12)
Free Throw Att.	15		GARDNER, Davante vs Marquette (1/19/13)
	10		Usher, Davon vs Miss. Valley St. (11/13/12)
FT Pct (min 3 made)	1.000	(8-8)	Singler, E.J. vs Oregon (11/24/12)
	1.000	(7-7)	WASHINGTON, Jeremy vs UT Martin (11/11/12)
	1.000	(5-5)	PATTERSON, Lamar at PITT (12/31/12)
	1.000	(4-4)	CARTER, Eli vs Rutgers (1/30/13)
	1.000	(4-4)	MACK, Myles at Rutgers (1/12/13)
	1.000	(3-3)	GRANT, Jerian vs Notre Dame (1/7/13)
	1.000	(3-3)	SPENCER, Ronald vs UMES (12/8/12)
	1.000	(3-3)	MIDDLETON, Lamont vs North Carolina A&T (11/18/12)
	1.000	(3-3)	Smith, Matt vs Miss. Valley St. (11/13/12)
Rebounds	15		Kazemi, Arsalan vs Oregon (11/24/12)
	11		GARDNER, Davante vs Marquette (1/19/13)
Assists	8		GREENWOOD, Hugh vs New Mexico (12/27/12)
	8		FREEMAN, Trey vs Campbell (11/20/12)
Steals	4		COONEY, Trevor at Syracuse (1/21/13)
	4		MINOR, Omari vs UT Martin (11/11/12)
Blocked Shots	4		SPENCER, Ronald vs UMES (12/8/12)
	3		OBEKPA, Chris vs St. John's (1/5/13)
	3		KIRK, Alex vs New Mexico (12/27/12)
	3		WITTER, Austin vs North Carolina A&T (11/18/12)
Turnovers	8		Gillon, John vs UALR (12/6/12)
	7		Isler, Leroy vs UALR (12/6/12)
Fouls	5		MAAYAN, Tom at Seton Hall (2/2/13)
	5		CARTER, Eli vs Rutgers (1/30/13)
	5		WILSON, Jamil vs Marquette (1/19/13)
	5		MACK, Myles at Rutgers (1/12/13)
	5		CARTER, Eli at Rutgers (1/12/13)

5	DARLING, Cole vs Wright State (12/22/12)
5	DAVIS, Dee vs Xavier (12/19/12)
5	Javes, Michael vs UALR (12/6/12)
5	Jacobs, Nick vs Alabama (12/01/12)
5	Woods, Tony vs Oregon (11/24/12)
5	Emory, Carlos vs Oregon (11/24/12)
5	HOOKEr, Darian vs Campbell (11/20/12)
5	RYAN, Andrew vs Campbell (11/20/12)
5	FREEMAN, Trey vs Campbell (11/20/12)
5	TAYLOR, Myles vs UT Martin (11/11/12)

**Official Basketball Box Score -- Game Totals -- Final Statistics**

**Providence vs Cincinnati**

2/15/12 9:00 p.m. at Cincinnati, Ohio (Fifth Third Arena)

**Providence 66 • 13-14, 2-12 BE**

##	Player		Total	3-Ptr	FT-FTA	Rebounds			PF	TP	A	TO	Blk	Stl	Min
			FG-FGA	FG-FGA		Off	Def	Tot							
23	HENTON, LaDontae	f	10-15	4-5	0-2	2	7	9	1	24	0	3	0	0	40
42	DIXON, Bilal	f	1-3	0-0	0-0	0	0	0	1	2	0	1	0	0	12
01	COLEMAN, Gerard	g	4-9	0-0	3-4	2	0	2	3	11	3	1	0	2	35
11	COTTON, Bryce	g	0-7	0-6	0-0	0	2	2	1	0	2	1	0	0	35
32	COUNCIL, Vincent	g	10-22	4-7	5-6	0	4	4	3	29	5	3	0	2	40
10	BATTS, Kadeem		0-1	0-0	0-0	1	1	2	1	0	0	1	0	1	11
13	KOFANE, Brice		0-0	0-0	0-0	0	0	0	5	0	0	0	2	0	8
34	GIPLAYE, Ron		0-2	0-0	0-0	2	3	5	4	0	2	0	2	0	15
51	BANCROFT, Ted		0-0	0-0	0-0	0	1	1	1	0	0	1	0	0	4
Team						0	1	1							
Totals			25-59	8-18	8-12	7	19	26	20	66	12	11	4	5	200

FG % 1st Half: 10-27 37.0% 2nd half: 15-32 46.9% Game: 25-59 42.4%  
 3FG % 1st Half: 2-4 50.0% 2nd half: 6-14 42.9% Game: 8-18 44.4%  
 FT % 1st Half: 3-4 75.0% 2nd half: 5-8 62.5% Game: 8-12 66.7%

Deadball  
Rebounds  
5,2

**Cincinnati 81 • 18-8, 8-5 BE**

##	Player		Total	3-Ptr	FT-FTA	Rebounds			PF	TP	A	TO	Blk	Stl	Min
			FG-FGA	FG-FGA		Off	Def	Tot							
34	GATES, Yancy	f	5-13	0-0	6-8	5	4	9	1	16	0	2	2	1	34
01	WRIGHT, Cashmere	g	3-6	0-2	3-7	3	2	5	1	9	5	1	0	2	29
03	DIXON, Dion	g	2-8	0-0	3-4	3	3	6	2	7	1	1	3	1	36
23	KILPATRICK, Sean	g	6-15	3-10	7-8	2	6	8	4	22	3	1	0	2	37
44	PARKER, JaQuon	g	3-9	0-0	2-2	1	4	5	0	8	0	1	0	0	28
00	DAVIS III, Jeremiah		2-3	1-1	0-0	0	1	1	1	5	1	0	0	1	5
05	JACKSON, Justin		4-4	0-0	0-0	3	1	4	2	8	1	0	0	0	12
13	MBODJ, Cheikh		1-1	0-0	0-0	1	0	1	2	2	0	0	0	0	6
14	GUYN, Ge'Lawn		2-3	0-1	0-0	0	2	2	2	4	1	1	0	0	12
15	SANDERS, Jermaine		0-0	0-0	0-0	0	0	0	0	0	0	1	0	0	1
Team						0	3	3							
Totals			28-62	4-14	21-29	18	26	44	15	81	12	8	5	7	200

FG % 1st Half: 17-32 53.1% 2nd half: 11-30 36.7% Game: 28-62 45.2%  
 3FG % 1st Half: 3-9 33.3% 2nd half: 1-5 20.0% Game: 4-14 28.6%  
 FT % 1st Half: 4-6 66.7% 2nd half: 17-23 73.9% Game: 21-29 72.4%

Deadball  
Rebounds  
3

Officials: Mike Stuart, Earl Walton, Lamare Simpson  
 Technical fouls: Providence-None. Cincinnati-None.  
 Attendance: 7822

Score by periods	1st	2nd	Total
Providence	25	41	66
Cincinnati	41	40	81

	In Paint	Off T/O	2nd Chance	Fast Break	Bench
Points PROV	28	13	4	12	0
CIN	44	11	20	9	19

Last FG - PROV 2nd-00:19, CIN 2nd-01:29.  
 Largest lead - PROV None, CIN by 24 2nd-14:35.

Score tied - 2 times.  
 Lead changed - 0 times.