

GAME  
12

CINCINNATI

CINCINNATI BEARCATS

3-8 • 1-7 BIG 12



KANSAS JAYHAWKS

7-4 • 4-4 BIG 12

KANSAS

SATURDAY, NOV. 25, 2023 • 7:30 PM ET • CARSON FIELD AT HISTORIC NIPPERT STADIUM • CINCINNATI, OHIO

INAUGURAL



SEASON

### 2023 SCHEDULE / RESULTS

| DATE     | OPPONENT (TV)             | RESULT/TIME (ET) |
|----------|---------------------------|------------------|
| SEPT. 2  | EASTERN KENTUCKY (ESPN+)  | W, 66-13         |
| Sept. 9  | @ Pittsburgh (The CW)     | W, 27-21         |
| SEPT. 16 | MIAMI (OH) (ESPN+)        | L, 24-31 (OT)    |
| SEPT. 23 | #16 OKLAHOMA* (FOX)       | L, 6-20          |
| Sept. 29 | @ BYU* (ESPN)             | L, 27-35         |
| Oct. 7   | BYE WEEK                  |                  |
| OCT. 14  | IOWA STATE* (FS2)         | L, 10-30         |
| OCT. 21  | BAYLOR* (ESPN+)           | L, 29-32         |
| Oct. 28  | @ Oklahoma State* (ESPN2) | L, 13-45         |
| NOV. 4   | UCF* (FS1)                | L, 26-28         |
| Nov. 11  | @ Houston* (FS1)          | W, 24-14         |
| Nov. 18  | @ West Virginia* (ESPN+)  | L, 42-21         |
| NOV. 25  | KANSAS* (ESPN2)           | 7:30 PM          |

All times ET. Home in **BOLD CAPS**, played at Nippert Stadium

\* - Big 12 Conference game.

### ON THE AIR

TV: ESPN2

Play-by-Play .....John Schriffen  
Analyst.....Rocky Boiman  
Sideline.....Dawn Davenport

RADIO: BEARCATS SPORTS NETWORK

Play-by-Play .....Dan Hoard  
Analyst.....Jim Kelly Jr.  
Sideline.....Tony Pike  
Host/Engineer.....Mo Egger

Local: 700 WLW

Satellite: SiriusXM Channel 113 or 203

App: iHeart Radio App and The Varsity Network: "Search Cincinnati"

LIVE STATS: Cincinnati.StatBroadcast.com

### TABLE OF CONTENTS

|                                       |       |
|---------------------------------------|-------|
| Quick Hits.....                       | 1     |
| Media Information .....               | 2     |
| Team Information.....                 | 3-10  |
| Nippert Stadium.....                  | 11    |
| Rosters.....                          | 12-13 |
| Depth Chart.....                      | 14    |
| Scott Satterfield.....                | 15-16 |
| Assistant Coaches/Support Staff.....  | 17    |
| Player Capsules.....                  | 18-28 |
| Starter Information.....              | 29    |
| Last Time It Happened.....            | 30    |
| Single-Game Records at a Glance ..... | 31    |
| Game-By-Game Recaps.....              | 32-35 |
| Misc. Stats.....                      | 36-45 |
| Record Book .....                     | 46-57 |



### CINCINNATI BEARCATS

Head Coach Scott Satterfield

Record at Cincinnati 3-8 (.273, First Year)

Overall Record 79-56 (.585, 11th Year)



### KANSAS JAYHAWKS

Head Coach Lance Leipold

Record at School 15-21 (.417, 3rd Year)

Overall Record 161-60 (.729, 17th Year)

### GAME INFORMATION

Facility Carson Field at Historic Nippert Stadium

Capacity 38,193

TV ESPN2

Radio 700 WLW | SiriusXM Channel 113 or 203

Series Record 1-1, UC won in 1997 and Kansas won in 1995

at Cincinnati 1-0

Last Meeting UC won 34-7 on Sept. 20, 1997 in Cincinnati

Series Streak One win

### CINCINNATI WRAPS UP FIRST BIG 12 SEASON BY HOSTING KANSAS

- Cincinnati will look to wrap its inaugural Big 12 season on a high note by hosting Kansas on Saturday at 7:30 p.m. at Historic Nippert Stadium. The Bearcats and Jayhawks will meet for the third time ever and first time since 1997.
- Kansas started the season 7-2, but has entered Saturday's contest having lost two straight at home, 31-27 to Kansas State and 16-13 to Texas Tech. The Jayhawks started third-string true freshman Cole Ballard at quarterback last week after backup Jason Bean was injured the week before. QB Jalón Daniels was the Big 12 Preseason Player of the Year, but he only played three game due to injury. Running back Devin Neal ranks fifth in the Big 12 with 1,104 rushing yards and third with 13 rushing TDs. Kansas ranks fourth in the league with 202.4 rushing yards per game. The Jayhawks have the nation's top punt return defense (-3.00) and No. 2 punt return offense (21.60), while DB Ra'Mello Dotson has four interceptions.
- Cincinnati will honor 23 seniors on Saturday night, including two sixth-year players (Malik Vann, Taj Ward), three fifth-year Bearcats (Ryan Montgomery, Eric Phillips, Justin Harris) and Jowon Briggs, who starred for three years on the UC defensive line after transferring back home after starting his career at Virginia. Among many achievements, the Cincinnati senior class has been part of two conference championships, two NY6 bowls, the first Group of Five team to advance to the College Football Playoff and the first-ever Cincinnati team to play in the Big 12.
- UC defeated Kansas, 34-7, on Sept. 20, 1997, at Nippert Stadium in the last meeting in the series. Cincinnati held Kansas to just 53 yards of total offense, including a school record low -46 yards rushing. The win was part of a historic 1997 season under Rick Minter as the Bearcats finished 8-4 and went to its first bowl since 1951.

### KINER EYES 1,000, POWERS NATION'S NO. 6 RUSHING ATTACK

- UC ranks third in the Big 12 and No. 6 nationally with 215.8 rush yards per game, up from 93rd in 2022 (129.7).
- Cincinnati has run for 200 or more yards in eight of 11 contests.
- Corey Kiner has rushed for 941 yards and five TDs on 174 carries (5.4 ypc), moving him just 59 yards shy of the 20th 1,000-yard season in school history. He looks to become the 13th different Bearcat to break the 1,000-yard barrier.
- Kiner has five 100-yd games in 2023, which is tied with Jerome Ford (2021) for 12th-most in a single-season at UC.
- Four different Bearcats have rushed for 100 yards in a game this season: Kiner (five times), Ryan Montgomery (twice), Myles Montgomery (once) and Emory Jones (once).
- Myles Montgomery's 6.6 yards per carry average is the highest among the Big 12's top 30 rushers and he is the fifth-highest-rated running back in the Big 12 according to Pro Football Focus (85.3).
- All five starters on UC's offensive line have at least one year of eligibility left, and redshirt junior Luke Kandra is the nation's highest-graded right guard (78.5), according to Pro Football Focus. His 721 snaps are the most of P5 guard this season.

### QUICK NOTES

- All 11 offensive starters in the season opener were starting their first game ever for UC. C Gavin Gerhardt was the only returning offensive starter for the Bearcats. He did not start Game 1, but he has started the last 10 contests.
- The Cincinnati wide receiver room returned just one scholarship receiver in redshirt junior Chris Scott.
- After the 2022 season, Cincinnati had 15 players enter the transfer portal and leave the program and another 17 either graduated or declared for the NFL Draft. The Bearcats brought in 23 college transfers for this fall.
- Cincinnati is 662-607-50 (.521) all-time and is playing its 136th football season in 2023 (since 1885, one of 10 oldest in FBS).
- Sixth-year senior defensive end Malik Vann rates as the Big 12's No. 3 top edge (77.1) according to PFF.
- Cincinnati's defense is allowing only 159.0 passing yards per game over the last three games.

### AN ELITE PROGRAM BY THE NUMBERS

- Any way you look at it over the last five, 10, 15 and 20 years — UC has proven to be one of the nation's top programs.
- Cincinnati is the 22nd-winningest program since 2013 (the last 10 years) with a record of 89-49 (65%), winning three conference championships and advancing to eight bowls, including two NY6 bowls in that time frame.
- The Bearcats became the first-ever "Group of Five" team to advance to the College Football Playoff in 2021, defeating No. 9 Notre Dame on the road and finishing undefeated in the regular season along the way.
- Since 2008, Cincinnati has the 16th-most wins in college football (last 15 years) with a 136-67 (67%) mark. The Bearcats have won an astounding seven conference championships over the last 15 years with only Oklahoma (nine), Ohio State (eight), Alabama (eight) and Clemson (seven) matching that feat. UC also has four NY6 bowl appearances and three AP Top 10 finishes in that time.
- Cincinnati (2021) is one of only 15 teams ever to play in the College Football Playoff and join Oklahoma (2016, 2019, 2020) and TCU (2022) as the only current Big 12 teams to ever qualify for College Football's Final Four.

## GET CONNECTED:

GoBears  
GoBearsFootballGoBears  
GoBearsFB / CoachSattUCGoBears  
GoBearsFB

The University of Cincinnati Athletics Communications and Strategic Brand Engagement Office is ready to assist you in to make the experience of covering UC Athletics productive and rewarding.

**Richard E. Lindner Center • Suite 860**  
**2751 O'Varsity Way • Cincinnati, OH 45221-0021**

SID Phone ..... 513-556-5191  
Press Box Phone ..... 513-556-1010  
Website ..... GoBEARCATS.com

Zach Stipe (Football SID)..... Associate AD/Comms. & SBE  
865-244-6119..... stipezd@ucmail.uc.edu  
David Cohen (secondary)..... Director, SBE  
513-556-9845..... david.cohen@uc.edu  
Nate Jarrett (secondary)..... Assistant Director, SBE  
850-499-7586..... jarretne@ucmail.uc.edu

## ON THE WEB

Information on the University of Cincinnati football team is available at [www.GoBEARCATS.com](http://www.GoBEARCATS.com). To receive the UC updates via email, please send a request to Zach Stipe ([zach.stipe@uc.edu](mailto:zach.stipe@uc.edu)), Nate Jarrett ([jarretne@ucmail.uc.edu](mailto:jarretne@ucmail.uc.edu)) or David Cohen ([david.cohen@uc.edu](mailto:david.cohen@uc.edu)).

## PRACTICES

During a typical Saturday game week, media may interview players and coaches immediately following practice on Tuesday. Practice is generally closed to the public. Anyone hoping to observe practice should contact UC Athletics Communications in advance. Failure to do so may result in an individual's removal from the venue. During regular-season practices, unless otherwise noted, still and television photographers will be allowed to shoot stretching and select periods.

## PRESS BOX SERVICES

All media members will be provided with access to game notes via GoBEARCATS.com. At the quarter breaks and halftime, quickie stats and drive charts will be printed and distributed via email. Following the game, a complete postgame statistics package will be distributed via email and will contain a scoring summary, final team statistics, final individual statistics, complete play-by-play, drive charts for both halves, halftime statistics, defensive statistics, substitution chart, postgame quotes from both head coaches and players and postgame notes.

## LIVE STATS

Live in-game statistics will be available via StatBroadcast.

## INTERNET

Wireless Internet is available in the press box at Nippert Stadium. Members of the Athletics Communications staff will be available to assist you. There is no access fee.

## WEEKLY MEDIA AVAILABILITY

Head Coach Scott Satterfield will be available to the media every Tuesday at noon ET during the season with the exception of UC's bye week. The press conference is streamed live on ESPN+ and @GoBears. Players will be made available at the discretion of the coaching staff.

## MEDIA CREDENTIALS

Requests for official working media credentials should be directed to the UC Sports Communications Office. All requests should be received no later than noon, four days prior to the game. Visit the football page at GoBEARCATS.com to request credentials online.

Season credentials will be available for pickup prior to the first game. Credentials may be picked up on gameday at the media will call located at the TUC.

On gameday, media should park in Clifton Court Garage and enter Nippert Stadium through Gate J.

## SCOUTING PASSES

Professional scouts may obtain credentials through UC's Athletics Communications Office. Scouts will be issued seating in the press box on a space-available basis.

## SIDELINE PASSES

The University of Cincinnati follows NCAA guidelines regarding media representatives on the sidelines. Photographers and videographers are permitted to shoot between the 25-yard lines and the goal lines on both sidelines and behind the restraining line in the end zone.

## SCOTT SATTERFIELD RADIO SHOW

The hour-long program with Coach Satterfield, Dan Hoard and Jim Kelly Jr. will air weekly from 8-9 p.m. ET on WCKY and 700 WLW AM this season. Fans can listen online at [iheart.com](http://iheart.com) and through 700 WLW's iHeartRadio app. For those who can't catch the program live, a podcast of the weekly program will be made available free of charge on 700WLW.com.

## MOBILE APP

The Cincinnati Bearcats app for iPhone, iPad and Android devices offers fans a wide variety of information on the Bearcats — home and away. The free app is available in the App Store and Google Play.

## 2023 QUICK FACTS

## GENERAL INFORMATION

Location: Cincinnati, Ohio 45221  
Founded: 1819  
Enrollment: 50,000+ (Fall 2023 projected)  
Conference: Big 12  
Nickname: Bearcats  
Colors: Red (PMS 186) and Black  
Home Field: Nippert Stadium  
Surface/Capacity: Motz 24/7 Field System/38,193  
President: Neville G. Pinto, PhD  
Director of Athletics: John Cunningham  
Faculty Representative: Brian Hatch, PhD

## HISTORY

First Year of Football: 1885  
All-Time Record: 662-607-50  
All-Time Bowl Record: 10-12  
Last Bowl: 2022 Wasabi Fenway Bowl  
Last Bowl Opponent: Louisville (L, 7-24)

## 2023 TEAM INFORMATION

Basic Offense: Multiple  
Basic Defense: Multiple  
Letterwinners Returning/Lost: 33/31  
Starters Returning/Lost: 8/17  
O | D | ST: 1/10 | 5/6 | 2/1

## 2022 INFORMATION

Overall Record: 9-4  
Home/Road/Neutral: 5-1/4-2/0-1  
American Record/Finish: 6-2  
Final Ranking: NR

## COACHING STAFF

Head Coach: Scott Satterfield  
Alma Mater: Appalachian State '96  
Record at UC/Years: 3-8/1  
Career Record/Years: 79-56/11  
Twitter: @CoachSattUC  
Best time to reach coach: Contact SID

Associate Head Coach/Defensive Coordinator: Bryan Brown  
Offensive Coordinator/WR: Brad Glenn  
Special Teams Coordinator/CB: Kerry Coombs  
Co-Defensive Coordinator/OLB: Nate Fuqua  
Assistant Coaches: Courtney Braswell (ILB), Nic Cardwell (OL), Walter Stewart (DL), De'Rail Sims (RB), Josh Stepp (TE), Pete Thomas (QB)  
Defensive GAs: Malik Davis, Grant Gourley  
Offensive GAs: Chris Canada, Larry Dace III  
Quality Control Assts: Robert Nunn (defense), Wes Fleming (defense), Jacob Brandon (defense), Seth Price (offense), Vijay Stingley (offense), Bill Weber (offense), Tim Conner (special teams)  
Chief Of Staff: Mark Speir  
Special Assistant to the Head Coach: Luke Mullett

**collegepressbox**  
SINCE 2005 EVERYTHING BUT THE PREGAME MEAL

collegepressbox is the official media website for Division I football. Access and download game notes, quotes, statistics, media guides, headshots, logos and more for all FBS schools, conferences, postseason games, awards and the College Football Playoff. For access, please register for an account at [collegepressbox.com/register](http://collegepressbox.com/register).

OPPONENT INFORMATION

**HEAD COACH:** Lance Leipold (Wisconsin-Whitewater, 1987, 1991)  
**RECORD AT KANSAS:** 15-20 (3rd year)  
**CONFERENCE:** Big 12  
**2023 RECORD:** 7-4, 4-4 Big 12  
**2022 RECORD:** 6-7, 3-6 Big 12  
**2022 POSTSEASON:** AutoZone Liberty Bowl, vs. Arkansas, L, 55-53 (OT)

SERIES INFORMATION

**Series Record**.....Tied 1-1  
**At Cincinnati**.....Cincinnati leads 1-0  
**At Kansas**.....Kansas leads 1-0  
**At Neutral Sites**.....N/A  
**Most UC points**.....34 (UC 34-7, 1997)  
**Most KU points**.....23 (Kan 23-18, 1995)  
**Combined points**.....41, twice, last (UC 34-7, 1997)  
**Biggest UC win**.....27 (UC 47-7, 1997)  
**Biggest KU win**.....5, (Kan 23-18, 1995)  
**Current streak**.....UC W1

GAME-BY-GAME - LAST MEETINGS

| Year | Site       | Score | Winner |
|------|------------|-------|--------|
| 1995 | Lawrence   | 23-18 | KAN    |
| 1997 | Cincinnati | 34-7  | UC     |

LAST TIME THEY MEET

| CINCINNATI VS. KANSAS - SEPT. 13, 1997 |   |    |    |   |    |
|--|---|----|----|---|----|
|  | 1 | 2  | 3  | 4 | F  |
| Kansas                                 | 0 | 0  | 7  | 0 | 7  |
| Cincinnati                             | 7 | 14 | 10 | 3 | 34 |

Cincinnati held Kansas to just 53 yards of total offense including a school record low -46 yards rushing in the 34-7 win. Cincinnati quarterback Chad Plummer was 9-15 for 128 and added a rushing touchdown and connected with Cornelius Boner for a 38 yard touchdown pass in the second quarter. Kansas only offense of the game came on a scoop and score fumble recovery on UC 10 yard line. Cincinnati controlled time of possession holding the ball for 41:28 compared to Kansas' 18:32.

SCORING PLAYS

**1st 7:24 CIN Cooper 4 yd run (Richards kick)**  
**1st 10:26 CIN Plummer 27 yd run (Richards kick)**  
**2nd 1:24 CIN Bonner 38 yd pass from Plummer (Richards kick)**  
**2nd 9:06 CIN Richards 24 yd FG**  
**3rd 04:25 KAN Gaddie 10 yd fumble return (Garcia kick)**  
**3rd 0:40 CIN Royal 11 yd run (Richards kick)**  
**4th 2:58 CIN Richards 27 yd FG**

**RUSHING:** CINCINNATI- COOPER 14-67; PLUMMER 11-54; ROYAL 13-51; KENNER 1-14; VITOVIZ 3-6; STURKLE 1(-7). KANSAS- BOWLES 1(-1); VANN 13(-3); WEGNER 1(-6); JOHNER 5(-31).  
**PASSING:** CINCINNATI- PLUMMER 9-15-128. KANSAS- WEGENER 4-12-0-74.  
**RECEIVING:** CINCINNATI- BONNER 5-78; PETRUS 1-30; COLLINS-BAKER 1-10; ANDERSON 1-8; SMITH 1-2. KANSAS- HANCOCK 4-54; CHANDLER 2-45;

RECORD UNDER SATTERFIELD

|                | 2023 | STREAK |
|----------------|------|--------|
| Overall        | 3-8  | L1     |
| Home           | 1-5  | L4     |
| Road           | 2-3  | L1     |
| Neutral        | 0-0  |        |
| Conference     | 1-7  | L1     |
| Home           | 0-4  | L4     |
| Road           | 1-3  | W1     |
| Neutral        | 0-0  |        |
| Non-Conference | 2-1  | L1     |
| Home           | 1-1  | L1     |
| Road           | 1-0  | W1     |
| Neutral        | 0-0  |        |
| Postseason     |      |        |
| Home           | 0-0  |        |
| Away           | 0-0  |        |
| Neutral        | 0-0  |        |

| 2023 BIG 12 STANDINGS |        |         |
|-----------------------|--------|---------|
| SCHOOL                | BIG 12 | OVERALL |
| Texas                 | 7-1    | 10-1    |
| Oklahoma State        | 6-2    | 8-3     |
| Oklahoma              | 6-2    | 9-2     |
| Kansas State          | 6-2    | 8-3     |
| West Virginia         | 5-3    | 7-4     |
| Iowa State            | 5-3    | 6-5     |
| Texas Tech            | 5-3    | 6-5     |
| Kansas                | 4-4    | 7-4     |
| TCU                   | 3-5    | 5-6     |
| Houston               | 2-6    | 4-7     |
| Baylor                | 2-6    | 3-8     |
| BYU                   | 2-6    | 5-6     |
| UCF                   | 2-6    | 5-6     |
| Cincinnati            | 1-6    | 3-8     |

THE MATCH UP

| CINCINNATI (3-7, 1-6 BIG 12) |  |         |         |  |  |
|------------------------------|--|---------|---------|--|--|
| TEAM STATISTICS              |  | CIN     | OPP     |  |  |
| Points/Game                  |  | 24.8    | 28.3    |  |  |
| First Downs                  |  | 246     | 215     |  |  |
| Rushing/Game                 |  | 215.8   | 164.6   |  |  |
| Passing/Game                 |  | 217.9   | 223.6   |  |  |
| Total Offense/Game           |  | 433.7   | 388.3   |  |  |
| Fumbles-Lost                 |  | 16-6    | 16-5    |  |  |
| Pen./Yds per Game            |  | 62/51.5 | 56/35.6 |  |  |
| Time of Possession           |  | 31:54   | 28:06   |  |  |

INDIVIDUAL LEADERS

| RUSHING | Att | Net | Avg | TD | YPG  |
|---------|-----|-----|-----|----|------|
| Kiner   | 174 | 941 | 5.4 | 5  | 85.5 |
| Jones   | 142 | 499 | 3.5 | 4  | 45.4 |

| PASSING | C-A-I      | Pct. | Yds  | TD | YPG   |
|---------|------------|------|------|----|-------|
| Jones   | 182-295-10 | 61.7 | 2115 | 17 | 192.3 |

| RECEIVING | Rec | Yds | Avg  | TD | YPG  |
|-----------|-----|-----|------|----|------|
| Henderson | 54  | 752 | 13.9 | 3  | 68.4 |
| Smith     | 40  | 542 | 13.6 | 4  | 49.3 |

| DEFENSE | U-A-TT   | TFL  | Sk. | Int. | PBU |
|---------|----------|------|-----|------|-----|
| Pace    | 40-36-76 | 10.0 | 1.5 | 1    | 6   |
| Threats | 35-20-55 | 3.0  | 1   | 2    | 6   |

| KANSAS (7-4, 4-4 BIG 12) |  |         |         |  |  |
|--------------------------|--|---------|---------|--|--|
| TEAM STATISTICS          |  | KAN     | OPP     |  |  |
| Points/Game              |  | 30.3    | 27.8    |  |  |
| First Downs              |  | 220     | 203     |  |  |
| Rushing/Game             |  | 213.8   | 147.2   |  |  |
| Passing/Game             |  | 196.7   | 247.30  |  |  |
| Total Offense/Game       |  | 410.5   | 394.5   |  |  |
| Fumbles-Lost             |  | 10-6    | 8-4     |  |  |
| Pen./Yds per Game        |  | 47/43.2 | 64/58.9 |  |  |
| Time of Possession       |  | 33:35   | 26:25   |  |  |

INDIVIDUAL LEADERS

| RUSHING       | Att | Net | Avg | TD | YPG  |
|---------------|-----|-----|-----|----|------|
| Donaldson Jr. | 161 | 755 | 4.7 | 10 | 75.5 |
| White         | 59  | 467 | 2.6 | 2  | 50.6 |

| PASSING | C-A-I     | Pct. | Yds  | TD | YPG   |
|---------|-----------|------|------|----|-------|
| Greene  | 107-210-3 | 51.0 | 1699 | 12 | 188.8 |

| RECEIVING | Rec | Yds | Avg  | TD | YPG  |
|-----------|-----|-----|------|----|------|
| Carter    | 29  | 481 | 18.5 | 2  | 53.4 |
| Clement   | 13  | 311 | 23.9 | 4  | 38.9 |

| DEFENSE | U-A-TT   | TFL | Sk. | Int. | PBU |
|---------|----------|-----|-----|------|-----|
| Lee     | 34-37-71 | 5.5 | 2   | 0    | 1   |
| Wilson  | 42-17-59 | 1.5 | 0   | 1    | 3   |

| 2023 NCAA TEAM RANKINGS (AS OF NOV. 19) |     |     |
|---|-----|-----|
| CATEGORY                                | CIN | KAN |
| Total Offense                           | 31  | 44  |
| Rushing Offense                         | 6   | 14  |
| Passing Offense                         | 77  | 71  |
| Team Passing Efficiency                 | 63  | 26  |
| Scoring Offense                         | 79  | 35  |
| Total Defense                           | 84  | 70  |
| Rushing Defense                         | 93  | 85  |
| Passing Yards Allowed                   | 62  | 57  |
| Team Passing Effic. Def.                | 80  | 81  |
| Scoring Defense                         | 89  | 70  |
| Turnover Margin                         | 91  | 50  |
| 3rd Down Conversion Pct                 | 42  | 13  |
| 4th Down Conversion Pct                 | 101 | 121 |
| 3rd Down Conversion Pct Def.            | 75  | 97  |
| 4th Down Conversion Pct Def.            | 122 | 91  |
| Red Zone Offense                        | 110 | 56  |
| Red Zone Defense                        | 89  | 130 |
| Net Punting                             | 16  | 35  |
| Punt Returns                            | 116 | 2   |
| Kickoff Returns                         | 114 | 52  |
| First Downs Offense                     | 34  | 53  |
| First Downs Defense                     | 59  | 73  |
| Fewest Penalties Per Game               | 50  | 19  |
| Time of Possession                      | 22  | 49  |

## PRESEASON ALL-AMERICANS

Dontay Corleone and Mason Fletcher were named Phil Steele, Sporting News and Athlon All-Americans, while Corleone earned a spot on the AP Preseason First Team. UC had three Preseason All-Americans last year, including Ryan Montgomery as a returner and Deshawn Pace at linebacker.



## BIG 12 PRESEASON POLL

- Cincinnati was picked to finish 13th in its inaugural Big 12 season.

## 2023 BIG 12 PRESEASON MEDIA POLL

|     | TEAM (FIRST-PLACE VOTES) | POINTS |
|-----|--------------------------|--------|
| 1.  | Texas (41)               | 886    |
| 2.  | Kansas State (14)        | 858    |
| 3.  | Oklahoma (4)             | 758    |
| 4.  | Texas Tech (4)           | 729    |
| 5.  | TCU (3)                  | 727    |
| 6.  | Baylor                   | 572    |
| 7.  | Oklahoma State (1)       | 470    |
| 8.  | UCF                      | 463    |
| 9.  | Kansas                   | 461    |
| 10. | Iowa State               | 334    |
| 11. | BYU                      | 318    |
| 12. | Houston                  | 215    |
| 13. | Cincinnati               | 202    |
| 14. | West Virginia            | 129    |

## BEARCATS IN THE PROS

20 former UC players are on active NFL rosters while five former student-athletes are on NFL staffs.

## NATIONAL FOOTBALL LEAGUE

| PLAYER           | TEAM           | POS. |
|------------------|----------------|------|
| Mike Boone       | Houston Texans | RB   |
| Coby Bryant      | Seattle        | DB   |
| Bryan Cook       | Kansas City    | DB   |
| Josiah Deguara   | Green Bay      | TE   |
| Jerome Ford      | Cleveland      | RB   |
| Darrick Forrest  | Washington     | S    |
| Sauce Gardner    | New York Jets  | CB   |
| James Hudson III | Cleveland      | OL   |
| Jason Kelce      | Philadelphia   | C    |
| Travis Kelce     | Kansas City    | TE   |
| Chris Moore      | Tennessee      | WR   |
| Justin Murray    | Tennessee      | OL   |
| Ivan Pace Jr.    | Minnesota      | LB   |
| Alec Pierce      | Indianapolis   | WR   |
| Desmond Ridder   | Atlanta        | QB   |
| Myjai Sanders    | Arizona        | DE   |
| Tyler Scott      | Chicago        | WR   |
| Tre Tucker       | Las Vegas      | WR   |
| Josh Whyle       | Tennessee      | TE   |
| Eric Wilson      | Green Bay      | LB   |

## 2023 HONORS AND AWARDS

## QB EMORY JONES

Big 12 Offensive Player of the Week (Sept. 4)  
Big 12 Newcomer of the Week (Sept. 4)

## DT DONTAY CORLEONE

Chuck Bednarik Award Preseason Watch List  
Walter Camp Player of the Year Award Preseason Watch List  
Outland Trophy Preseason Watch List  
Bronko Nagurski Trophy Preseason Watch List  
Preseason All-Big 12  
AP Preseason First Team All-America  
Sporting News Preseason Second Team All-America  
Phil Steele Preseason First Team All-America and First Team All-Big 12  
Athlon Sports Preseason Second Team All-America and First Team All-Big 12  
The Athletic Preseason Second Team All-America  
Walter Camp Preseason First Team All-America  
Bruce Feldman's Freak List  
No. 7 draft-eligible DT underclassman (Dane Brugler, The Athletic)

## OL LUKE KANDRA

The Athletic Midseason All-America Team (Oct. 20)

## WR BRADEN SMITH

Paul Hornung Award Honor Roll (Week 2)

## RB COREY KINER

Doak Walker Award National RB of the Week Nominee (Week 2)

## P MASON FLETCHER

Ray Guy Award Preseason Watch List  
Preseason All-Big 12  
Sporting News Preseason Second Team All-America  
Phil Steele Preseason Third Team All-America and First Team All-Big 12  
Athlon Sports Preseason Third Team All-America and First Team All-Big 12

## BRUCE FELDMAN'S "FREAKS" LIST

DE Jowon Briggs  
DT Dontay Corleone  
STAR Deshawn Pace

## ALLSTATE GOOD WORKS TEAM

DE Jowon Briggs

## WUERFFEL TROPHY WATCH LIST

DE Jowon Briggs

## REESE'S SENIOR BOWL WATCH LIST

DE Jowon Briggs  
WR Xzavier Henderson  
STAR Deshawn Pace  
DE Malik Vann

## PFF NATIONAL TEAM OF THE WEEK

DE Jowon Briggs (Week 1)  
WR Xzavier Henderson (Week 1)

## NFF CAMPBELL TROPHY SEMIFINALIST

DE Malik Vann

| PLAYER            | TEAM                 | POS. |
|-------------------|----------------------|------|
| Darrian Beavers   | New York Giants (PS) | LB   |
| Curtis Brooks     | Washington (IR)      | DL   |
| Marquise Copeland | LA Rams (PS)         | DT   |

## COACHES

| COACH         | TEAM                            |
|---------------|---------------------------------|
| Danny Barrett | Houston (RB Coach)              |
| Bill Davis    | Arizona (LB Coach)              |
| Chris Hewitt  | Baltimore (Secondary/PG Coord.) |
| Doug Rosfeld  | Cincinnati (Dir. Coaching Ops)  |

## SINCE 1901 AND 1915

- Nippert Stadium has been the Bearcats playing site since 1901 and the stadium underwent construction in 1915, making it one of the oldest active stadiums in the NCAA FBS. Penn's Franklin Field (1895) takes the honor as the oldest playing site and stadium in Division I.

## OLDEST FBS STADIUMS

| YEAR | STADIUM          | TEAM              |
|------|------------------|-------------------|
| 1913 | Bobby Dodd       | Georgia Tech      |
| 1914 | Davis Wade       | Mississippi State |
| 1915 | Nippert          | Cincinnati        |
|      | Vaught-Hemingway | Ole Miss          |
| 1917 | Camp Randall     | Wisconsin         |

## OLDEST FBS PLAYING SITES

| YEAR | SITE               | TEAM              |
|------|--------------------|-------------------|
| 1901 | Nippert Stadium    | Cincinnati        |
| 1904 | Kyle Field         | Texas A&M         |
| 1905 | Bobby Dodd Stadium | Georgia Tech      |
| 1914 | Davis Wade Stadium | Mississippi State |
| 1915 | Vaught-Hemingway   | Ole Miss          |



## SENIOR DAY CELEBRATIONS SATURDAY

- 23 Bearcats will walk out and celebrate Senior Day on Saturday night. The class features two sixth-year players who spent their entire career at Cincinnati, several fourth- and fifth-year Bearcats, a mix of one-year transfers and, of course, Jowon Briggs, a team captain who transferred back home to lead the defensive line for three years.
- The Cincinnati senior class — those who have been at Cincinnati for at least three years — may be the most accomplished class in history. Among the achievements ...
  - Two American Athletic Conference Championships
  - Two New Year's Six Bowls (2020 Peach Bowl, 2021 CFP Semifinal at the Cotton Bowl Classic)
  - First-ever Group of Five team to make the College Football Playoff
  - The first-ever Big 12 season (2023)
  - Cincinnati's two sixth-year seniors enter with a career record of 56-19, while UC's fifth-year players hold a record of 45-17.
  - Four-year players hold a record of 34-14.

## BIG ADJUSTMENTS FOR BIG 12

- As Cincinnati claimed its first Big 12 win, some reflection is necessary on the uphill climb to the Power 5 ranks.
- The four new teams (three from AAC, one from independence) are 7-25 overall in the league.
- Scott Satterfield is the only coach out of the 14 in his first year at the school, coupled with 33 scholarship newcomers.

## MARRIED BRIGGS LEADS DEFENSE

- Fifth-year senior Jowon Briggs leads UC with 27 career starts at Cincinnati. A former Walnut Hills High School star, he originally played at Virginia, where he started 14 games over two seasons and was a Midseason Freshman All-American in 2019.
- In 2022, he started all 13 games and finished with 61 tackles, 4.5 tackles for loss and three sacks en route to All-AAC First Team honors.
- Briggs has a degree in interdisciplinary studies with a focus on physics and music. He will have his certificate in computer science in December.
- He and his wife, Nyjae, have three children, Jowon, Reine and new-born baby Zane (born Aug. 25, 2023).

## SIXTH-YEAR BEARCATS' FINAL GAME

- DE Malik Vann and S Taj Ward will play their final collegiate games on Saturday. Both players are in their sixth seasons with the program.
- The duo entered the program in 2018 — one year before 2022 Defensive Rookie of the Year Sauce Gardner arrived.
- Vann, a Cincinnati native who starred at Fairfield High School, enters his final game with totals of 102 tackles, 23.5 TFLs and 10.5 sacks over 60 games, including 12 starts. He started nine games and made 33 stops with 8.5 TFLs during Cincinnati's run to the College Football Playoff in 2021.
- This season, he has rotated at defensive end on one of the Big 12's top defensive lines and is ranked **xxx** by PFF.
- Ward, a Solon, Ohio, native who is cousins with Browns star Denzel Ward, enters his final game with totals of 92 tackles, five TFLs, seven passes defended and one interception over 61 games with 22 starts. He started 11 games at nickelback in 2022 and has started all 11 games at safety in 2023.

## KINER'S QUEST FOR 1,000

- Corey Kiner has 941 rushing yards this season, and needs just 59 yards for the 20th 1,000-yard season in UC history. He can become the 13th different Bearcat to accomplish the feat, too.
- Cincinnati has boasted three 1,000-yard rushers since 2018. Emerging Cleveland Browns star Jerome Ford was the last to reach it in 2021 with 1,319.
- Below marks UC's 1,000-yard rushers all-time:

| PLAYER              | RUSH YARDS | YEAR |
|---------------------|------------|------|
| 1 DeMarco McCleskey | 1,361      | 2002 |
| 2 George Winn       | 1,334      | 2012 |
| 3 Michael Warren II | 1,329      | 2018 |
| 4 Reggie Taylor     | 1,325      | 1986 |
| 5 Jerome Ford       | 1,319      | 2021 |
| 6 Allen Harvin      | 1,283      | 1978 |
| 7 Michael Warren II | 1,265      | 2019 |
| 8 Isaiah Pead       | 1,259      | 2011 |
| 9 Robert Cooper     | 1,245      | 1999 |
| 10 James Bettis     | 1,226      | 1981 |
| 11 Steve Cowan      | 1,197      | 1970 |
| 12 David Small      | 1,179      | 1993 |
| 13 Allen Harvin     | 1,161      | 1982 |
| 14 Reggie Taylor    | 1,112      | 1985 |
| 15 James Betts      | 1,106      | 1980 |
| 16 Isaiah Pead      | 1,029      | 2010 |
| 17 Reggie Taylor    | 1,021      | 1984 |
| 18 Richard Hall     | 1,012      | 2004 |
| 19 David Small      | 1,004      | 1991 |

## SATTERFIELD'S 1,000-YARD RUSHERS

- Corey Kiner is looking to become Scott Satterfield's 10th 1,000-yard rusher as a head coach.

| PLAYER (SCHOOL)               | YARDS | YEAR |
|-------------------------------|-------|------|
| Marcus Cox (App State)        | 1,250 | 2013 |
| Marcus Cox (App State)        | 1,415 | 2014 |
| Marcus Cox (App State)        | 1,428 | 2015 |
| Marcus Cox (App State)        | 1,015 | 2016 |
| Jalin Moore (App State)       | 1,402 | 2016 |
| Jalin Moore (App State)       | 1,037 | 2017 |
| Darrynton Evans (App State)   | 1,187 | 2018 |
| Javian Hawkins (Louisville)   | 1,525 | 2019 |
| Malik Cunningham (Louisville) | 1,034 | 2021 |

## LEARNING LICHTENBERG

- Redshirt sophomore QB Brady Lichtenberg has flashed potential the last four weeks, making his first-career start at WVU after multiple first-half drives over the previous three weeks.
- He went 3-for-5 for 50 yards, the last a 35-yard completion to Xzavier Henderson, in the second quarter against UCF.
- Lichtenberg's first Big 12 action came at Oklahoma State, going 5-for-9 for 48 yards in the fourth quarter.
- He found Aaron Turner for a 21-yard TD pass against the sideline, each of their second scores of the season. Lichtenberg also posted a career-long 16-yard rush.
- The Toledo native also boasts UC's longest play from scrimmage: a 65-yard TD to freshman Barry Jackson, Jr. in the opener vs. EKU.
- He is 14-for-24 for 156 yards over UC's last four games, completing passes for 20 yards or more in each of those.

## NUMBERS TO KNOW

# 9.5

Deshawn Pace, despite missing the Oklahoma game, has shot up to the team lead in tackles (76) and TFLs (11.0), which includes 9.5 in Big 12 play to rank fourth. He also has 4 PBUs over that stretch.

# 6

Cincinnati is sixth nationally with 215.8 rush yards per game (third in Big 12). It was 93rd last year at 129.7. Four Bearcats have combined for nine 100-yard rushing games, including QB Emory Jones.

# 6.1

Fifth-year senior Ryan Montgomery is averaging 6.1 yards per rush and has two 100-yard games, while playing only five full games in 2023. He has 1,009 yards for his career.

# 54%

Mason Fletcher has sent 22 of his 41 punts this season (53.7 percent) inside the 20-yard line, which ranks first in the Power 5. He only has four touchbacks in his career, including zero in 2023.

# 59

Corey Kiner needs 59 yards against Kansas to become the 13th Bearcat to rush for 1,000 yards in a season. UC has had 19 different 1,000 yard rushing seasons all-time with Jerome Ford (1,319) accomplishing the feat last in 2021.

## HOMETOWN HEROS

- A dozen players from Cincinnati appeared on the season-opening two-deep on offense and defense.
- 26 players from Ohio are also on the initial two-deep.
- This speaks to the program's philosophy to heavily recruit "the State of Cincinnati" and the 50-mile radius around campus.
- UC also features Cincinnati native and legendary Colerain High School coach Kerry Coombs on staff as the cornerbacks coach and special teams coordinator.

### THE HOMETOWN HEROES INCLUDE:

**Jowon Briggs (DE): Walnut Hills HS**

**Dontay Corleone (DT): Colerain HS**

**Deshawn Pace (STAR): Colerain HS**

Evan Prater (WR): Wyoming HS

Malik Vann (DE): Fairfield HS

**Corey Kiner (RB): Roger Bacon HS**

Daved Jones Jr. (LB): Lakota West HS

Ken Willis (STAR): Colerain HS

James Camden (LB): Anderson HS

Nijal Mooney (LB): Roger Bacon HS

Bryce Burton (H/K): Princeton HS

Mao Glynn II (OL): Walnut Hills HS

Ryan Mullaney (DL): Moeller HS

Landon Fickell (OL): Moeller HS

**Luke Kandra (OL): Elder HS**

Sterling Buckhalter (WR): Princeton HS

Jiarr Thomas (WR): Winton Woods HS

**Eric Phillips (DE): Colerain HS**

Barak Faulk (TE): Mason HS

**\*BOLD INDICATES STARTER**

## WE ARE FAMILY

This year's roster includes five Bearcats who followed in family footsteps to play for UC.

## BROTHER PLAYED AT CINCINNATI

- Jackson Bruscianelli - Franklin (LB, 2013-16)
- Jack Dingle - Jacob (DB, 2019-)
- Deshawn Pace - Ivan (LB, 2022)
- Evan Prater - Garyn (WR, 2019-20)
- Jiair Thomas - Jaheim (LB, 2020-22)

## FATHER PLAYED AT CINCINNATI

- Jackson Bruscianelli - Jack (LB, 1988-89)
- Jack Dingle - Nate (LB, 1990-93)
- Antwan Peek Jr. - Antwan (LB, 1999-02)

Cincinnati boasts four players on the roster who immediate family members play/played in the NFL.

- Jack Dingle - Father Nate (1995-97)
- Jacob Hoying - Father Bobby (1996-2001)
- Antwan Peek Jr. - Father Antwan Sr. (2003-08)
- Deshawn Pace - Brother Ivan Pace Jr. (2023-)

## DOUBLE DUTY

- UC radio voice Dan Hoard also serves as the PXP man for the Cincinnati Bengals, making him part of a select group. Hoard joins Bill Hillgrove (Pittsburgh Panthers & Steelers) as the only broadcasters in the country to handle radio PXP duties for an NCAA FBS and NFL team. ESPN CFB commentators Wes Durham (Atlanta), Dave Pasch (Arizona) and Bob Wischusen (NY Jets) are NFL radio voices.

## ACADEMIC SUCCESS

- Cincinnati's academic prowess from the 2022-23 saw 35 Bearcats make the spring Dean's List and 56 overall with a 3.0-or-higher semester GPA.
- The program has a 100-percent senior graduation rate since 2017, including Ahmad "Sauce" Gardner returning for his fourth and final year after earning NFL Defensive Rookie of the Year honors.
- UC has six football Academic All-Americans since 2020.

## IT'S ACADEMIC

## CINCINNATI FOOTBALL'S ALL-TIME

## ACADEMIC ALL-AMERICANS

- 1979 — G Edward Koboves (Second Team)
- 1981 — OT Kari Yli-Ranko (First Team)
- 1983 — WR Jason Stargell (Second Team)
- 1989 — P Jeff Jones (Second Team)
- 1990 — DL Kyle Stroh (First Team)
- 1991 — TE Kris Bjorson (First Team)
- 1997 — DL John Joseph Kobalka (First Team)
- 2020 — P James Smith (Second Team)
- 2021 — QB Desmond Ridder (First Team)\*
- 2021 — WR Alec Pierce (First Team)\*
- 2021 — OL Lorenz Metz (Second Team)
- 2021 — S Bryan Cook (Second Team)\*
- 2022 — LB Wilson Huber (Second Team)\*

\*On active NFL rosters

## 100 YEARS OF NIPPERT AT NIGHT

- This season marks the 100th anniversary of Cincinnati playing what is believed to be the first major college football night game in the country.
- Cincinnati started playing football in 1885 but moved the program to campus in Clifton in 1901. In 1906, UC invented co-operative education, which meant student-athletes on the football team were working downtown during the day. They needed a way to keep practicing when players were on a co-op rotation, so they erected a crude system of lights at Carson Field (where the team still plays today) in 1909. This allowed student-athletes to return to campus from co-op jobs and practice at night. In 1910, a more permanent setup was installed. The team painted the football white in order to see it better in the dark. In 1921 the university upgraded to a more modern incandescent lighting system which was, fittingly, designed by electrical engineering student Jack Silverman as his co-op thesis.
- In 1923, UC took it a step further, staging a regular-season game under the lights—the September 29 season opener against Kentucky Wesleyan. As the Bearcats won the game 17-0, the college football world took notice that the experiment had worked. It was the first college football game played under lights in the Midwest and believed to be the first major college football night game in the country.
- Cincinnati celebrates the 100th anniversary of night football this season, on the same field where the idea was pioneered in 1923.

## BY RUSH AND BY PASS

- In nine full seasons as an FBS head coach, Satterfield's rush offense has always averaged at least 200 yards per game and his teams have ranked in the Top 30 nationally in rushing every year. Louisville's offense was the only FBS program to average both 200 yards passing and 200 yards rushing each of the last four seasons.
- Cincinnati has outgained its opponent in eight of 11 games this year.

## SATTERFIELD OFFENSES BY THE NUMBERS (NAT. RANK)

| YEAR  | RUSH (rank) | PASS (rank) | TOTAL (rank) |
|-------|-------------|-------------|--------------|
| 2023* | 215.8 (6)   | 217.9 (77)  | 433.7 (31)   |
| 2022  | 201.0 (23)  | 205.5 (99)  | 406.5 (49)   |
| 2021  | 212.9 (18)  | 236.4 (65)  | 446.2 (21)   |
| 2020  | 200.0 (29)  | 244.2 (48)  | 444.2 (29)   |
| 2019  | 212.9 (24)  | 234.5 (65)  | 447.3 (24)   |
| 2018  | 240.4 (14)  | 190.6 (99)  | 431.0 (37)   |
| 2017  | 223.6 (22)  | 216.2 (75)  | 439.8 (31)   |
| 2016  | 250.9 (10)  | 179.0 (105) | 429.9 (52)   |
| 2015  | 271.5 (6)   | 195.8 (93)  | 467.3 (26)   |
| 2014  | 241.8 (18)  | 219.8 (73)  | 461.5 (26)   |

## KINER CRACKS 100 FOR SIXTH TIME

- Cincinnati native and 2020 Ohio Mr. Football honoree Corey Kiner had game-highs of 105 and 153 yards against ECU and Pitt to open the season, the latter being a career-high that he surpassed by halftime. His 68-yard first-quarter run at Pitt was a career-long as well.
- Kiner also helped carry the offense against Baylor (129), UCF (114) and Houston (129) His other 100-plus game was against at Tulsa in 2022.
- Kiner has six rushes for 20-plus yards.
- He had a career-best 23 carries and a career-high two TDs at Houston as well as a 62-yard run - his second-

longest ever.

- He had just 16 carries over his final four games last year.
- Kiner had 79 carries for 324 yards and two TDs for LSU as a freshman in 2021.

## WON ALL THREE PHASES AT HOUSTON

- Cincinnati's 11-play, 75-yard touchdown drive to open the Houston game set the tone on a cool Saturday night.
- UC's defense posted season-lows of 241 yards and 12 first downs, helping the Bearcats to their sixth game of out-gaining their opponent by 100 or more yards.
- The defense had three interceptions, its most turnovers forced since Week 1, and held UH to just 102 yards passing. The Cougars entered the game averaging 263 ypg.
- Led by Corey Kiner (129 yards), UC had its fourth-straight 200-yard rushing performance and eighth overall.
- Mason Fletcher placed two of his three punts inside the 20, including one to the 5 late in the game before the Bearcats' final game-sealing INT. He has put 19 of his 35 attempts inside the 20 with no touchbacks on the year.

## NEW, RECENT STARTERS ON DEFENSE

- Nine defensive players have made their first-career starts this season, including true freshman CB Rayquan Adkins at Houston. Adkins become the first true freshman to start at CB since Sauce Gardner in 2019.
- Seven of those began their careers at UC; the other two are DBs DJ Taylor (Arizona State) and Jordan Young (Florida).
- Antwan Peek Jr. made his first career start at safety at OSU. The redshirt freshman joined UC as a walk-on from Indian Hill High School in Cincinnati last season.
- RS freshman Jonathan Thompson started three-straight October games at linebacker. He had 22 tackles with 2.0 for loss, including 13 stops and two QB hurries over those latter two.
- CB Kalen Carroll got his first-career starting nod against UCF, breaking up two passes.

## IMPROBABLE NUMBER

- Cincinnati is 38-6 since 2000 when rushing for 250 yards or more, with three of those improbably coming this season.
- Below are each of Cincinnati's instances since 2018.

| OPPONENT (YR)             | RUSH YARDS | SCORE         |
|---------------------------|------------|---------------|
| @ Oklahoma State (2023)   | 277        | L, 13-45      |
| Baylor (2023)             | 288        | L, 29-32      |
| Miami Ohio (2023)         | 273        | L, 24-31 (OT) |
| UCF (2021)                | 336        | W, 56-21      |
| East Carolina (2020)      | 299        | W, 55-17      |
| Houston (2020)            | 342        | W, 38-10      |
| @ SMU (2020)              | 313        | W, 42-13      |
| Austin Peay (2020)        | 276        | W, 55-20      |
| vs. Boston College (2019) | 343        | W, 38-6       |
| UConn (2019)              | 307        | W, 48-3       |
| @ East Carolina (2019)    | 301        | W, 46-43      |
| vs. Virginia Tech (2018)  | 256        | W, 35-31      |
| @ UCF (2018)              | 252        | L, 13-38      |
| Navy (2018)               | 262        | W, 42-0       |
| Tulane (2018)             | 272        | W, 37-21      |
| UConn (2018)              | 320        | W, 49-7       |
| Alabama A&M (2018)        | 409        | W, 63-7       |

## RUN GAME HEATS UP

- Cincinnati's 215.8 rush yards per game its most since 2018.
- The Bearcats have run for 200-plus yards in eight of their 11 contests, and this is the first season UC has had three games of two 100-yard rushers. There have been nine instances overall among four different players in 2023.
- Myles Montgomery had scores of 38 and 63 yards in back-to-back games versus Baylor and Oklahoma State, both season-longs. The 63 at OSU marked UC's second-longest rush (Corey Kiner, 68, Pitt). His 84.4 PFF rating is third by all running backs in the Big 12.
- Kiner (129) and Montgomery (103) became the second pair of teammates to both rush for 100 yards in a game this season in the 32-29 loss to Baylor.
- UC's next home game, UCF, marked the third instance, but this time with Kiner (19-114) and Ryan Montgomery (8-113).
- Ryan Montgomery's career-high 104 rush yards, paired with Emory Jones' 101 against Miami (OH) marked UC's first 100-yard rushing duo since Gerrid Doaks and QB Desmond Ridder against Houston in 2020.
- Cincinnati is 6th nationally with 215.8 rush yards per game. The Bearcats were 93rd last season at 129.7.

### 200-YARD RUSHING AVERAGES (SINCE 1977)

| YEAR | AVERAGE |
|------|---------|
| 1977 | 247.9   |
| 1978 | 237.4   |
| 1993 | 203.5   |
| 1997 | 215.5   |
| 2012 | 201.5   |
| 2018 | 239.5   |
| 2019 | 208.0   |
| 2020 | 212.4   |
| 2023 | 215.8   |

### 100-YARD RUSHING DUOS IN 2023

| OPPONENT          | RUSHER 1            | RUSHER 2            |
|-------------------|---------------------|---------------------|
| Miami (OH) (9/17) | R. Montgomery (104) | Jones (101)         |
| Baylor (10/21)    | Kiner (129)         | M. Montgomery (103) |
| UCF (11/4)        | Kiner (114)         | R. Montgomery (113) |

## DESHAWN PACE HAS CAREER YEAR

- Deshawn Pace has been a lightning bolt for the Bearcats' defense, leading UC in tackles (76) and TFLs (11.0).
- The senior is fourth in the Big 12 in league-games only with 9.5 TFL.
- He is third in the Big 12 in conference-only games with 1.42 TFLs per game.
- Pace's second-quarter interception at Houston was the sixth of his career, leading all current Bearcats.
- Pace was a key catalyst on the 2021 CFP team as a first-time starter, recording 95 tackles (9.5 for loss) with a team-high four interceptions and a blocked field goal.

## MONTY' FINISHES VERSATILE CAREER

- Fifth-year senior Ryan Montgomery has fought through injuries to wrap up his career as the rare five-year impact contributor to the Bearcats.
- Cincinnati's sole punt returner from 2019 to 2022, he split time in the role in 2023 and enters his final game with 71 punt returns for 688 yards in his career — both marks rank as the third-most in Cincinnati history. His 9.7 career punt return average ranks among the Top 10 in UC history.
- He surpassed 1,000 career rushing yards at WVU and has 1,009 rushing yards on 190 attempts over 54 career

games. He has two 100-yard rushing games in 2023 after never surpassing the century mark before this season. He has 13 career touchdowns (11 rushing, two receiving).

- Montgomery was a highly recruited star out of Franklin High School who suffered a bad knee injury as a senior in high school in 2017. He "grey-shirted" and enrolled at Cincinnati in the winter following the 2018 fall season and played as a freshman in 2019.

## THE X(ZAVIER) FACTOR

- Xzavier Henderson is sixth in the Big 12 with 4.9 receptions and 68.4 yards per game. His 54 overall have already surpassed his team-leading total at Florida in 2022.
- His 53-yard catch-and-run at Oklahoma State was a season-long and trailed only his 78-yarder against national-champ Georgia in 2022.
- 34 of his 54 catches are at home this year, for 465 yards. He had a career-high nine catches by halftime against Miami (Ohio) and finished with 12, which tied the fourth most in UC history and most since Kahlil Lewis at SMU in 2018. He also had team-highs of 7 catches for 74 yards at BYU.
- Henderson totaled a career-best 149 yards on a career-best-tying seven catches vs. ECU, including the first TD of the 2023 season for the Bearcats — a 49-yard touchdown on a 4th-and-5 pass from Emory Jones. He added 26 yards on kick returns to lead all Big 12 players with 174 yards of all-purpose yards during Week 1 action.
- He was PFF's highest-graded receiver (92.5) in Week 1.
- A transfer from Florida, Henderson was a coveted recruit who held offers from Alabama, Georgia and LSU among others. He won the Florida 4A state 400m title in a blazing fast 46.77 time and was a U.S. Army All-American.

## KANDRA: ELITE RIGHT GUARD BY PFF

- Redshirt junior right guard Luke Kandra has cemented himself as a top guard and one of the top linemen in the Big 12 in his first season back home.
- The Cincinnati native transferred to the Bearcats this season following three years in the Louisville program.
- Kandra is UC's highest-graded offensive lineman overall (92%) and leads the team with 67 knockdowns. He has not recorded a penalty and has yielded only two sacks in 11 games. His 821 snaps are the most of any P5 guard in the nation.
- Kandra's 78.5 PFF grade has him as the No. 2 overall guard and No. 4 offensive lineman in the Big 12, in addition to the top Power 5 right guard.
- He was named to The Athletic's Midseason All-Transfer Team on Oct. 20. All-conference and All-America caliber right guard who has started all 11 games.

## HARD TICKET TO COME BY

- Cincinnati football officially sold out of season tickets for the 2023 football season, selling more than 25,300 to set a new school record in August.
- It's the second time in history that UC has sold out of season tickets.
- Last season, UC set a record with just over 22,000 season tickets sold.
- Cincinnati has sold out 17 consecutive home games dating back to the third home game of 2021, as well.

## PERMANENT CAPTAINS

Head coach Scott Satterfield announced four permanent captains for the 2023 season on Sunday, Aug. 27 - the start of the first game week.

The four players were selected by their peers.

Sr.\* DE Jowon Briggs  
 RSo. DT Dontay Corleone  
 R Jr. OL Gavin Gerhardt  
 RSr.\* QB Emory Jones

## 19 CURRENT GRADUATES ON THE TEAM

Nineteen Cincinnati football players have their degree in hand from either UC or their previous institution.

- Jowon Briggs (Interdisciplinary Studies - physics, music concentration)
- Ryan Montgomery (Criminal Justice)
- Malik Vann (Criminal Justice)
- Jackson Bruscianelli (Marketing)
- Bryce Burton (Marketing)
- Cam Jones (Interdisciplinary Studies)
- Ryan Mullaney (Finance)
- Cayson Pfeiffer (Marketing)
- Eric Phillips (Criminal Justice)
- Jaiir Thomas (Criminal Justice)
- Taj Ward (Exercise Science)
- Daniel Grzesiak
- Trevor Radosevich
- Emory Jones
- Joey Beljan
- Braden Smith
- George Udo
- Dee Wiggins
- Jack Perry

## 12 THINGS TO KNOW ABOUT UC

- Founded in 1819
- Enrollment: 50,500 (projected for 2023)
- Students from all 50 states and 121 countries
- 12 consecutive years of record enrollment
- Global birthplace of cooperative education (co-op)
- #1 Public University for Co-Op & Internships from *U.S. News and World Report*.
- \$76 million annual student co-op earnings
- \$1.8 billion endowment (among Top 25 public universities in the U.S.)
- \$10.6 billion regional economic impact in Greater Cincinnati.
- 332,000+ living alumni
- MLB Hall of Famer Sandy Koufax and NBA Legend Oscar "The Big O" Robertson attended UC.
- Astronaut Neil Armstrong and U.S. President and Supreme Court Chief Justice William Howard Taft attended UC.



## OFFENSIVE FIREPOWER UNDER SATTERFIELD

- Scott Satterfield's offenses have been among the nation's best during his time at Appalachian State, Louisville, and now, Cincinnati.
- The Satterfield-led 66-point offense explosion against ECU is tied for the second most points scored in his coaching career and is the sixth time his offense has scored more than 60 points in a game. In his second year at the helm of Appalachian State (2014) he led the Mountaineers to a 66-0 victory over Campbell. His most recent 60-point win was during his tenure at Louisville as the Cardinals defeated Duke 62-22 in 2021.
- It also marks the 12th time a Satterfield-coached team has amassed 600 yards of total offense in a game.

## TOTAL YARDS IN SATTERFIELD HISTORY

| YARDS      | OPPONENT                     | YEAR        |
|------------|------------------------------|-------------|
| 692        | Gardner-Webb (App State)     | 2018        |
| 687        | @ Duke (Louisville)          | 2021        |
| <b>667</b> | <b>EASTERN KENTUCKY (UC)</b> | <b>2023</b> |
| 664        | Boston College (Louisville)  | 2019        |
| 663        | Howard (App State)           | 2015        |
| 654        | @ ULM (App State)            | 2015        |

## HOME OPENER WIN STREAK

- Cincinnati has won 22-straight home openers, beginning with an overtime win over TCU in 2002. The last decade is featured below.

| RK   | SCHOOL            | SCORE         |
|------|-------------------|---------------|
| 2023 | Eastern Kentucky  | W, 66-13      |
| 2022 | Kennesaw State    | W, 63-10      |
| 2021 | Miami (OH)        | W, 49-14      |
| 2020 | Austin Peay       | W, 55-20      |
| 2019 | UCLA              | W, 24-14      |
| 2018 | Alabama A&M       | W, 63-7       |
| 2017 | Austin Peay       | W, 26-14      |
| 2016 | UT Martin         | W, 28-7       |
| 2015 | Alabama A&M       | W, 52-10      |
| 2014 | Toledo            | W, 58-34      |
| 2013 | Purdue            | W, 42-7       |
| 2012 | Pittsburgh*       | W, 34-10      |
| 2011 | Austin Peay       | W, 72-10      |
| 2010 | Indiana State     | W, 40-7       |
| 2009 | SE Missouri State | W, 70-3       |
| 2008 | Eastern Kentucky  | W, 40-7       |
| 2007 | SE Missouri State | W, 59-3       |
| 2006 | Eastern Kentucky  | W, 31-0       |
| 2005 | Eastern Michigan  | W, 28-26      |
| 2004 | Miami (OH)        | W, 45-26      |
| 2003 | East Carolina*    | W, 40-3       |
| 2002 | TCU*              | W, 36-29 (OT) |

## GET TO KNOW THE BEARCATS

- The University of Cincinnati Department of Athletics competes at the highest level of intercollegiate athletics with the vision to reach Next Level Success for all 18 varsity teams and more than 450 student-athletes. The Bearcats have a proud athletics history, winning eight national championships and 118 conference titles. The Cincinnati men's basketball team is among the 15 winningest programs all-time, while the football team became the first non-Power Five program to compete in the College Football Playoff in 2021. Olympic gold medalist volleyball player Jordan Thompson, NBA Hall of Famer Oscar Robertson and Major League Baseball legend Sandy Koufax are among the several luminaries who have competed as Bearcats.
- The Bearcats entered a new era as a Power Five School on July 1 when they officially joined the Big 12 Conference, positioning Cincinnati among the nation's premier athletics programs.
- Off the field, UC student-athletes continue to find success, collectively posting a 3.4 GPA in spring 2023 with 78% earning spots on the Honor Roll.
- Under the leadership of Director of Athletics John Cunningham, and supported by more than 150 full-time staff members, UC Athletics' mission is to connect our community, enhance our university and impact the lives of student-athletes as they prepare to change the world on and off the field.

## AN ELITE PROGRAM BY THE NUMBERS

- Any way you look at it over the last five, 10, 15 and 20 years — Cincinnati has proven to be one of the nation's top programs.
- Cincinnati is the 22nd winningest program since 2013 (the last 10 years) with a record of 89-49 (65%), winning three conference championships and advancing to eight bowls, including two New Year's Six bowls in that time frame.
- The Bearcats became the first-ever "Group of Five" team to advance to the College Football Playoff in 2021, defeating No. 9 Notre Dame on the road and finishing undefeated in the regular season along the way.
- Since 2008, Cincinnati has the 16th-most wins in college football (last 15 years) with a 136-67 (67%) mark. The Bearcats have won an astounding seven conference championships over the last 15 years with only Oklahoma (nine), Ohio State (eight), Alabama (eight) and Clemson (seven) matching that feat. UC also has four NY6 bowl appearances and three AP Top 10 finishes in that time.
- Cincinnati (2021) is one of only 15 teams ever to play in the College Football Playoff and join Oklahoma (2016, 2019, 2020) and TCU (2022) as the only current Big 12 teams to ever qualify for College Football's Final Four.

## CFP+MF4 APPEARANCE

- Cincinnati is one of 11 schools - one of two in the Big 12 with Oklahoma - to have a Men's Final Four and College Football Playoff appearance in its athletic history.
- Cincinnati became the first non-Power 5 team to make the College Football Playoff after finishing as the nation's only undefeated team in 2021 and has advanced to six Men's Final Fours.

## HALL OF FAME BLOODLINES

- Redshirt-sophomore safety Antwan Peek Jr. is following in his father's Cincinnati Athletics Hall of Fame footsteps.
- The elder Peek is UC's all-time leader in sacks (27.0), tackles for loss (56.0), forced fumbles (17) and blocked kicks (7). He was a third round pick (No. 67 overall) by the Houston Texans in the 2003 in the NFL Draft and played five seasons in the NFL, including four with the Texans and one with the Browns, finishing with 28 starts.
- Peek Jr., a walk-on who was put on scholarship, was cited by Satterfield prior to the season-opener as someone to watch.
- "The guy that's kind of stuck out this August camp was Antwan Peek Jr. He's a guy who was down the depth chart and now after the spring, he's number two safety. He a guy that will get to play, I mean he's going to get some good playing time."

## FREAKS LIST

- UC boasted three members of Bruce Feldman's annual "Freaks" list for the third-straight season.
- Tyler Scott, Tre Tucker and Josh Whyte earned the honors in 2022, while Desmond Ridder, Alec Pierce and Myjai Sanders garnered 2021 nods. All six are now on NFL rosters.
- Defensive lineman Jowon Briggs, an eclectic music persona with the piano, guitar, bass, drums, sax, flute, cello, violin, viola, harmonica and his tenor voice, squatted 700 in high school. He deadlifted 655 this offseason and did 31 bench-press reps at 225. He also hit 18.6 MPH and 4.89 in the pro shuttle.
- Fellow defensive lineman Dontay Corleone benches 485, squats 605 and deadlifts 700. He can also hit 18 MPH on the GPS with a 4.68 pro shuttle, something only one other 300-pound defensive lineman could do faster at the NFL Combine.
- Deshaun Pace, the 6-2, 212-pound senior star (hybrid nickel/linebacker) hit 21.21 MPH with a speedy 1.51 10-yard split. He also benches 340 pounds and can do 25 pull-ups.

## SATTERFIELD SYNOPSIS

- Cincinnati head coach Scott Satterfield begins his first year at the helm of the Bearcats. He was hired as UC's 43rd head coach on Dec. 5, 2022.
- Satterfield brought an outstanding 76-48 record (.616) in 10 years as a head coach at Louisville and Appalachian State, holding a winning mark in seven seasons in addition to a 4-1 record in bowl games.
- He led the Mountaineers from the FCS to the FBS and to three straight conference titles.
- He lifted the Cardinals up from a 2-10 campaign in 2018 to an 8-5 record in his first season in 2019.
- A Durham, N.C., native, Satterfield was the 2018 Sun Belt Coach of the Year at Appalachian State before earning 2019 ACC Coach of the Year honors after leading the Cardinals to a six-win improvement in his first year.
- Satterfield has deep ties to App State, serving as an assistant coach (1998-08) and quarterback for the Mountaineers (1991-95), helping lead his alma mater to three NCAA Division I FCS national titles and eight conference championships along the way.



## CINCINNATI DEFEATS RIVAL PITT

- UC's 27-21 win at Pittsburgh was its third-straight against the Panthers, fifth out of the last six and third-straight in Heinz Field/Acrisure Stadium.
- Corey Kiner ran for a career-high 153 yards, which included a 68-yard rush that was both his career-long and UC's biggest of the young season. Emory Jones also threw two touchdown passes.
- The ever-stingy Bearcats defense held Pitt to 10-of-32 passing (31.3), their best mark since UCLA and Dorian Thompson-Robinson went 8-for-26 in the 2019 opener, a 24-14 UC win.
- Senior Justin Harris had four pass breakups in his first start, and Jack Dingle had a career-high seven tackles. Dingle's first-career sack came on Pitt's final fourth-down attempt.
- Cincinnati improved to 4-2 since 2018 in road games against P5 opponents (wins against Pitt, Notre Dame, Indiana, UCLA).

## NEW CONTRIBUTORS STEP UP VS. OU

- The Bearcats' defense was up to the challenge in not only its first Big 12 game, but against still-undefeated Oklahoma. Its 10 points in each half, as well as 20 total, marked its fewest since Nov. 12, 2022.
- DB Ken Willis earned his first-career start against Oklahoma in place of Deshaun Pace at the star position, finishing with a career-high nine tackles.
- LB Dorian Jones, who started seven games over the last two years for Satterfield and DC Bryan Brown at Louisville, had a career and UC season-high 13 tackles.
- S Bryon Threats forced a fumble in the first quarter, his third forced turnover (two picks as well) this season.
- S Taj Ward produced career-highs of nine stops and 2 TFLs.

## TWO ALL-AMERICANS RETURN...

- Redshirt sophomore defensive tackle Dontay Corleone burst onto the national scene in 2022, earning Third Team All-American honors from the Associated Press and Pro Football Focus. He was famously nicknamed "The Godfather," and rated PFF's top defensive player in the country for 2022 (94.7) and the No. 2 returning interior defensive lineman for 2023. His 94.7 percent run-grade was the best by PFF since Micah Parsons in 2019 and the fifth-highest for a single season by a defensive lineman, edge or linebacker since 2014. The Cincinnati Colerain High School product tallied 45 tackles, 5.5 TFLs, three sacks, two fumble recoveries and two forced fumbles in 2022.
- Corleone was also named the No. 7 draft-eligible DT underclassman by The Athletic's Dane Brugler in the preseason.
- Junior Mason Fletcher also collected Third Team All-American honors from the AP and was a Ray Guy Award finalist. He will arguably be the top returning punter in the country after earning AAC Special Teams Player of the Year honors and ranking fifth in the country with a 46.2 average. The Melbourne, Australia native booted 14 50+ punts and his long of 84 yards set against SMU shattered the Cincinnati and AAC record for longest punt.

## ...AND THEY'RE LIVING UP TO IT

- Dontay Corleone made his presence known in the Oklahoma backfield, notching a career-high two TFLs and recording his fifth-career sack.
- Corleone also had five tackles and his first-career PBU in

the Iowa State game.

- He is second on the team in sacks (3) and third in TFL (5.5), all as an interior lineman.

## MASON FLETCHER: NATION'S BEST?

- Junior punter Mason Fletcher ranked fourth in the nation and second in the AAC with a 46.2 average in 2022 and was named to the Ray Guy Award watch list, in addition to multiple Preseason All-America honors.
- He has 41 punts for a 43.4-yard average in 2023, with 22 inside the 20 (and seven inside the 10) with no touchbacks. He has only four TBs out of 153 for his entire career.
- 29 of his 62 punts (47%) in 2022 were downed inside the 20-yard line with 12 downed inside the 10.
- **He has bettered that percent to 54% of his punts being down inside the 20 so far in 2023 (19 of 35) - which leads the Power 5.**
- He has 24 punts of 50+ and three 60-yarders, including a school and AAC record 84 at SMU in 2022.
- His 65.0 average at SMU also set AAC and UC records and gave Fletcher AAC Special Teams honors.
- The Melbourne, Australia native faced his brother, Max Fletcher, a freshman punter for Arkansas, in the 2022 season opener at Arkansas. Mason and Max's parents, Dustin and Suzanne, flew from Australia for the game. It marked the first time in nearly two years that Mason had seen his brother and mother. Fletcher's father, Dustin, a 23-year veteran in Australian Rules Football, came to the 2021 Cotton Bowl.

## MALIK VANN: SCHOLAR-ATHLETE

- Sixth-year Bearcat Malik Vann was named a semifinalist for the NFF's Campbell Trophy.
- Vann is also the No. 3 edge defender in the Big 12 this season with an 77.2 rating by PFF.
- Vann entered the year on the watch list for the Reese's Senior Bowl and Comeback Player of the Year. He has held prior captain duties, including at the 2022 Wasabi Fenway Bowl while injured.
- The Fairfield HS alumnus has played in 59 games with 12 starts, totaling 23.5 TFLs and 10.5 sacks. He played only two games last season before suffering a season-ending injury.

## SATTERFIELD ERA STARTS FAST

- Cincinnati scored the ninth-most points (66), totaled the seventh-most yards (667) and tossed for the sixth-most passing yards (438) in school history in the season-opening 66-13 win over ECU.
- The first TD of the Satterfield era couldn't be more fitting. On fourth-and-5 from midfield, Satterfield dialed up a 49-yard touchdown pass from quarterback Emory Jones to wide receiver Xzavier Henderson for the first score of the season.

## THAT'S A LOT OF YARDS

- Freshman Barry Jackson Jr. scored on a 65-yard catch-and-run from redshirt-sophomore Brady Lichtenberg on his first-career reception, capping a historic offensive performance.
- **The 667 yards were seventh in school history, while the 66 points were ninth and the most since 2013.** The program record for the latter is 124 against Transylvania in 1912.
- Satterfield now has 12 games of 600-plus yards as a head coach. While at Louisville, he had 687 against Duke in 2021 and 600-plus against BC and Syracuse in 2019.

## TOTAL YARDS: CINCINNATI SINGLE-GAME HISTORY

| YARDS | OPPONENT           | YEAR |
|-------|--------------------|------|
| 752   | @ Memphis          | 2015 |
| 741   | Alabama A&M        | 2018 |
| 726   | UCF                | 2015 |
| 711   | UConn              | 2009 |
| 684   | Ohio               | 1968 |
| 669   | Northwestern State | 2013 |
| 667   | Eastern Kentucky   | 2023 |

## BRADEN SMITH TAKES TO THE AIR

- Louisville transfer wide receiver Braden Smith is not only a 4.4 40-yard dash extraordinaire; the 23-year-old is a certified pilot. He took up the journey shortly after his three-catch, 45-yard Fenway Bowl performance against Cincinnati in December.
- Smith's long-term goals include flying cargo for UPS or FedEx, but says he remains open to airlines.
- "I just enjoy the thrill of being hands-on and being in control and going through procedures and things of that nature," Smith said to the Cincinnati Enquirer. "The first time I went up I was kind of shakin' at the knees. I didn't know what to expect. Luckily, I had a really good instructor and was able to keep flying. I got more confident with it, and once I was able to get my license, I really built up that confidence in myself."
- Smith, who had a 48-yard touchdown catch in his debut against ECU, had 59 receptions for 653 yards for Louisville from 2020-22 after a stint at Northwest Mississippi CC.

## NEW FACES

- After the 2022 season, Cincinnati had 15 players enter the transfer portal and leave the program and another 17 either graduated or declared for the NFL Draft.
- The Bearcats brought in 23 college transfers for this fall:
  - TE Joey Beljan (Western Kentucky)
  - WR Sterling Berkharter (NC A&T)
  - K Carter Brown (Arizona State)
  - OL Deondre Buford (Kentucky)
  - OLB Daniel Grzesiak (Nevada, Utah State)
  - WR Xzavier Henderson (Florida)
  - DT Jalen Hunt (Michigan State)
  - LB Dion Hunter (New Mexico)
  - LB Dorian Jones (Louisville)
  - QB Emory Jones (Arizona State, Florida)
  - OL Luke Kandra (Louisville)
  - DE Kyree Moyston (Virginia Tech)
  - OL Judea Milon (Tyler Junior College)
  - WR Donovan Ollie (Washington State)
  - OL Trevor Radosevich (Penn)
  - WR Braden Smith (Louisville)
  - WR Aaron Turner (UConn)
  - S George Udo (BYU)
  - DB D.J. Taylor (Arizona State)
  - DB Jabril White (Diablo Valley JC)
  - OL Philip Wilder (Southeast Missouri State)
  - WR Dee Wiggins (Louisville, Miami)
  - DB Jordan Young (Florida)

## 12 NEW STARTERS IN FIRST GAME

- Of Cincinnati's 22 starters in the season opener, eight were making their UC debuts, including five on offense. Four others (OL Dartanyan Tinsley, RB Corey Kiner, TE Payten Singletary, LB Jack Dingle) made their first-career starts.

## LT AN AEROSPACE ENGINEER

- The offensive line is a cerebral position, and redshirt-junior offensive lineman John Williams has proven it as he pursues a starting job at left tackle.
- Williams, an aerospace engineering major, played in 12 of 13 games last year and 12 more in 2021, including starting the first three for the eventual CFP Bearcats. He cites NASA and Boeing as two places he would like to work for once his career is over.
- "I do take a good amount of pride in it," he told Sports Illustrated about his heavy academic load. "It's hard to juggle, and I don't sleep much, but I like to work hard."

## BUFORD HAS SEEN THE BEST

- Redshirt junior and Kentucky transfer Deondre Buford claimed the starting right tackle spot.
- The Detroit native, who went to the same Martin Luther King HS as Ahmad "Sauce" Gardner, appeared in all 13 games for UK in 2022 at both guard and tackle, while earning a pair of starts. One of those was against defending and eventual national champion Georgia.

## THE LONE RETURNING STARTER ON OFFENSE

- The coaching change and transfer portal has made for a completely different offensive depth chart this season.
- Redshirt-junior center Gavin Gerhardt is the only returning offensive starter, having taken on all 13 games last year and proving to be one of the Bearcats' best on the line. He snapped for two quarterbacks with vastly different styles and paved the way for three different running backs to tally 100-yard rushing games.
- Not only that, he was emerging as a starting guard in 2022 fall camp before a season-ending injury to incumbent center Jake Renfro.

## CARTER BROWN, THE KICKER

- Arizona State transfer Carter Brown was 9-for-9 on PATs in his debut (second-most in UC history as well) and remains perfect on all 62 tries of his career.
- He also made his first six field goal tries (including two of 46 and 47 yards), putting him 9-for-11 from 40-plus in his career.
- His 54-yard boot against Oklahoma was the longest for UC since 2008 and tied for third all-time.

## DUAL-THREAT DROGOSH

- True freshman quarterback Brady Drogosh turned heads in his first collegiate spring and fall camp, despite coming in as arguably UC's top high-school signee.
- The Warren, Mich., native was a consensus four-star recruit and rated the No. 1 player in the state, a top-five quarterback and top-50 national prospect by On3. While the 6-foot-4, 215-pound gunslinger has displayed a fluid throwing motion, he also unleashed a 99-yard touchdown run in a fall-camp scrimmage at Nippert Stadium.

## BEARCATS FIND NFL SUCCESS

- Cincinnati has seen 16 Bearcats drafted since the start of 2021 — second-most in the Big 12 in that time span. The list includes Ahmad "Sauce" Gardner, who was selected fourth overall by the New York Jets in 2022 and went on to earn All-Pro and NFL Defensive Rookie of the Year honors.
- While Gardner took the NFL by storm as a rookie, Travis and Jason Kelce turned in dominant seasons once again. The brothers, who both starred for the Bearcats more than a decade ago, each earned All-Pro and faced off in Super

Bowl LVIII. The Kansas City Chiefs won the league crown and Travis Kelce was joined by fellow Bearcat Bryan Cook, a rookie safety.

## TAKE ME TO HIGHER GROUND

- For the past 25 years, the UC football has called the Higher Ground Conference and Retreat Center in West Harrison, Ind., its preseason training home.
- The 280-acre facility is located about 30 miles from campus and has served as the Bearcats training camp location since the lead up to the 1999 season.
- Higher Ground has two 100-yard turf practice fields, including a new surface installed in 2017, ample living and meeting spaces and no distractions from football.

## CHAMPIONSHIP HISTORY

- UC won the 2021 and 2020 AAC Championships, its 15th and 16th league titles, for its first two since 2014 and first outright crowns since 2009.
- UC played in its third-straight AAC title game in 2021.
- Each of the last two were played at Nippert Stadium. UC toppled No. 16 Houston in 2021 after defeating No. 23 Tulsa on Cole Smith's game-ending 34-yard field goal. That first game, played on Saturday, Dec. 19 at Nippert Stadium, marked the latest date a game was played in Nippert since a matchup vs. Xavier on Dec. 7, 1918.

### CONFERENCE CHAMPIONSHIPS (16)

| YEAR | LEAGUE            | HC         | REC    |
|------|-------------------|------------|--------|
| 1933 | Buckeye *         | King       | 7-2-0  |
| 1934 | Buckeye           | King       | 6-2-1  |
| 1947 | Mid-American      | Nolting    | 7-3-0  |
| 1949 | Mid-American      | Gillman    | 7-4-0  |
| 1951 | Mid-American      | Gillman    | 10-1-0 |
| 1952 | Mid-American      | Gillman    | 8-1-1  |
| 1963 | Missouri Valley * | Studley    | 6-4-0  |
| 1964 | Missouri Valley   | Studley    | 8-2-0  |
| 2002 | Conference USA *  | Minter     | 7-7-0  |
| 2008 | BIG EAST          | Kelly      | 11-3-0 |
| 2009 | BIG EAST          | Kelly      | 12-1-0 |
| 2011 | BIG EAST *        | Jones      | 10-3-0 |
| 2012 | BIG EAST *        | Jones      | 10-3-0 |
| 2014 | American *        | Tuberville | 9-4-0  |
| 2020 | American          | Fickell    | 9-0-0  |
| 2021 | American          | Fickell    | 13-0-0 |

\* - Shared title

## INDOOR PRACTICE FACILITY IN 2024

- Cincinnati this summer broke ground on its new indoor facility. It includes a 120-yard football field, to also be used by other UC programs, scheduled for completion by Fall 2024, as well as a 96,000-square-foot performance center that includes football offices, nutrition stations, a weight room and mental health services, among many others, by Fall 2025.

## NEW FACES AT WIDE RECEIVER

- The Cincinnati wide receiver room returned just one scholarship receiver in redshirt junior Chris Scott. Here are the newcomers:
- **0 Braden Smith (Louisville)** — Appeared in 29 games as a wide receiver and kick specialist for Louisville, where he hauled in 59 receptions for 653 yards and two touchdowns from 2020-22 after transferring from Northwest Miss. CC.
- **2 Dee Wiggins (Louisville)** — Veteran who brings 22 games of starting experience during stints at Louisville and Miami. Spent four seasons at Miami from 2018 to 2021 where he appeared in 40 games at wide receiver. Totaled 791 receiving yards on 62 receptions for seven touchdowns as a Hurricane. Played three games at Louisville in 2022 before a season-ending injury.
- **3 Evan Prater (QB at UC)** — Started two games behind center for the Bearcats in 2022 and was previously a backup for Desmond Ridder. Moved to wide receiver this summer. Had 166 yards on the ground as a quarterback and is a natural athlete.
- **8 Xavier Henderson (Florida)** - Led Florida with 38 receptions in 2022, while also totaling 410 receiving yards and two touchdowns. He appeared in 35 games, recording 73 catches for 835 yards and five touchdowns with the Gators from 2020-22. Former teammate of UC starting quarterback Emory Jones.
- **9 Aaron Turner (UConn)** - Appeared in all 25 games for UConn from 2021-22, totaling 90 receptions for 759 yards and three touchdowns, in addition to 75 more yards on the ground. Led the Huskies in receptions, his second straight season with a team-high in catches, yards and touchdowns in 2022, finishing with 57 catches for 527 yards and three scores after hauling in in 33 catches for 232 yards in 2021.
- **11 Donovan Ollie (Washington St.)** - Experienced receiver who brings 24 career starts, 70 receptions, 807 yards, four touchdowns and two years of eligibility to the Bearcats following four seasons as a member of the Washington State program. Made 11 starts and appeared in 12 games in 2022, tallying 43 receptions for 491 yards and three scores. Overlapped one season with the late Mike Leach, whose Texas connections brought him to Pullman.
- **14 Barry Jackson (High School)** - Four-star recruit according to Rivals and one of the top 50 prospects in the state of Georgia according to 247Sports.
- **84 Sterling Berkhalter (NC A&T)** - Cincinnati native who played in 16 games with 13 starts over two seasons (2021-22) at North Carolina A&T. Totaled 35 receptions for 476 yards and two scores. Made 10 starts in 2022, tallying 28 receptions for 414 yards and both career touchdowns. Attended Georgia Prep Academy prior to college.

## POLLING DATA

| WEEK         | AP | COACHES | CFP |
|--------------|----|---------|-----|
| Preseason    | -  | -       | -   |
| Sept. 5      | -  | -       | -   |
| Sept. 12     | RV | RV      | -   |
| Sept. 19     | -  | -       | -   |
| Sept. 26     | -  | -       | -   |
| Oct. 3       | -  | -       | -   |
| Oct. 10      | -  | -       | -   |
| Oct. 17      | -  | -       | -   |
| Oct. 24      | -  | -       | -   |
| Oct. 31      | -  | -       | -   |
| Nov. 7       | -  | -       | -   |
| Nov. 14      | -  | -       | -   |
| Nov. 21      | -  | -       | -   |
| Nov. 28      | -  | -       | -   |
| Dec. 5       | -  | -       | -   |
| <b>FINAL</b> | -  | -       | -   |

## IN THE POLLS

| AP                 | COACHES            |
|--------------------|--------------------|
| 1. Georgia         | 1. Georgia         |
| 2. Ohio State      | 2. Ohio State      |
| 3. Michigan        | 3. Michigan        |
| 4. Washington      | 4. Florida State   |
| 5. Florida State   | 5. Washington      |
| 6. Oregon          | 6. Oregon          |
| 7. Texas           | 7. Texas           |
| 8. Alabama         | 8. Alabama         |
| 9. Louisville      | 9. Louisville      |
| 10. Missouri       | 10. Missouri       |
| 11. Penn State     | 11. Penn State     |
| 12. Ole Miss       | 12. Ole Miss       |
| 13. Oklahoma       | 13. Oklahoma       |
| 14. LSU            | 14. LSU            |
| 15. Oregon State   | 15. Oregon State   |
| 16. Arizona        | 16. Arizona        |
| 17. Notre Dame     | 17. Notre Dame     |
| 18. Tulane         | 18. Tulane         |
| 19. Kansas State   | 19. Iowa           |
| 20. Iowa           | 20. Kansas State   |
| 21. Oklahoma State | 21. Oklahoma State |
| 22. Liberty        | 22. Liberty        |
| 23. Toledo         | 23. Tennessee      |
| 24. James Madison  | 24. NC State       |
| 25. Tennessee      | 25. SMU            |

## NIPPERT STADIUM TOP CROWDS

| ATT           | OPPONENT          | DATE            | RESULT                |
|---------------|-------------------|-----------------|-----------------------|
| 40,140        | UConn             | 10/24/15        | W, 37-13*             |
| 40,121        | UCF               | 10/4/19         | W, 27-24*             |
| 40,101        | Miami (Fla.)      | 10/1/15         | W, 34-23*             |
| 40,015        | Houston           | 9/15/16         | L, 40-16*             |
| 39,095        | Alabama A&M       | 9/5/15          | W, 52-10              |
| 38,919        | UConn             | 11/9/19         | W, 48-3               |
| 38,557        | South Florida     | 10/8/22         | W, 28-24*             |
| 38,464        | Indiana           | 9/24/22         | W, 45-24*             |
| 38,461        | Navy              | 11/5/22         | W, 20-10*             |
| 38,199        | East Carolina     | 11/11/22        | W, 27-25*             |
| <b>38,193</b> | <b>EKU</b>        | <b>9/2/23</b>   | <b>W, 66-13*</b>      |
| <b>38,193</b> | <b>Miami (OH)</b> | <b>9/16/23</b>  | <b>L, 24-31 (OT)*</b> |
| <b>38,193</b> | <b>Oklahoma</b>   | <b>9/23/23</b>  | <b>L, 6-20*</b>       |
| <b>38,193</b> | <b>Iowa State</b> | <b>10/14/23</b> | <b>L, 10-30*</b>      |
| <b>38,193</b> | <b>Baylor</b>     | <b>10/21/23</b> | <b>L, 29-32</b>       |
| <b>38,193</b> | <b>UCF</b>        | <b>11/4/23</b>  | <b>L, 26-28</b>       |

\*-Sellouts



## CARSON FIELD AT NIPPERT STADIUM

CARSON FIELD AT NIPPERT STADIUM HAS BEEN THE VENERABLE HOME OF THE UNIVERSITY OF CINCINNATI FOOTBALL TEAM SINCE 1901 AND PROVIDES A PHENOMENAL HOME-FIELD ENVIRONMENT.

## HARD TICKET TO COME BY

- Cincinnati football officially sold out of season tickets for the first time ever prior to the 2022 football season, selling more than 23,500 to set a new school. The Bearcats accomplished the feat again in 2023.
- The Bearcats are currently on single-game sellout streak spanning 17 contests since 2021.

## A MODERN CLASSIC

- In 1915, construction was completed on the first sections of a brick and concrete structure to replace the wooden stands and continued for several seasons as funds were raised.
- In 1924, the completed structure was dedicated as James Gamble Nippert Memorial Stadium with a capacity of 12,000.
- UC has used the Nippert site as a playing field since 1901, making it the second-oldest playing site in the nation for college football behind Penn's Franklin Field (1895).
- Among NCAA FBS schools, Nippert is the third-oldest stadium still in use, behind Bobby Dodd Stadium (Georgia Tech - 1913), Davis Wade Stadium (Mississippi State - 1914) and ahead of Ole Miss' Vaught-Hemingway Stadium (1915) and Wisconsin's Camp Randall Stadium (1917).
- Through numerous renovations, the structure situated in the middle of the Clifton campus has retained its early-century brickwork, wrought-iron gates, and trim giving Nippert a comfortable old-time stadium charm and appeal, while remaining a classic showplace for college football.
- The third-oldest NCAA FBS stadium entered a new era in 2015 following the completion of a 20-month, \$86-million, privately funded renovation and expansion project.
- The post-renovation season in 2015 coincided with the 100th anniversary of the original 1915 construction.

## FOR THE FANS

- Both concourses were renovated and widened and now feature nearly 75 permanent point-of-sale concession locations are available on game days.
- Concession stands feature the usual stadium staples along with offerings from premium local vendors, including Frisch's, Montgomery Inn and Skyline Chili.
- Enhancements were added in 2019, including: new tailgating spots, social gathering spaces, fans-first pricing and a season-long DJ for in-game entertainment.

## WHAT'S IN A NAME?

- During the season-ending clash with rival Miami (OH) in 1923, Jimmy Nippert sustained a spike wound injury and died a month later from blood poisoning.
- His grandfather, James N. Gamble of Procter and Gamble, provided the funds needed to complete the horseshoe-shaped structure, and the James Gamble Nippert Memorial Stadium was dedicated on Nov. 8, 1924.
- The stadium's founder was Arch Carson, who as captain and principal organizer played a significant role in starting football on the UC campus in 1885. In 1901 as physical director of the university, Carson guided the construction of the field which was later named for him -- the playing surface is still called Carson Field.

## THE WEST PAVILION

- The most striking changes sit five stories above the west concourse. At 105,000 square feet and 130 yards long, the West Pavilion rises out of the stadium concourse in glass and angles which contain a host of new premium seating along with state-of-the-art press facilities.
- The curvature of the facility matches that of Herschede-Shank Pavilion on the east side of the stadium and contains four levels; the Margaret & Michael Valentine press and suite level, suite level, scholarship club level, and patio mezzanine level.
- UC went from having nearly no premium seating options to the addition of 1,100 scholarship club seats and 53 indoor and outdoor suites of varying sizes. A skywalk connects Tangeman University Center to the West Pavilion with premium area customers able to access the facility on gameday from the other side of campus.

## TQL PARTNERSHIP BOLSTERS NIPPERT STADIUM

- Total Quality Logistics (TQL), the second-largest freight brokerage firm in North America and Cincinnati's largest private company, and UC announced in January 2023 a long-term strategic partnership that will include field level and stadium signage and logo assets for TQL as well as specific investment to the Bearcats' indoor practice and performance facility project.
- TQL's logo will appear on Carson Field in two places.
- While field surface branding typically results in renaming the venue, as a Cincinnati company, TQL has chosen to not name the field. It will continue to be named Carson Field in honor of Dr. Arch Carson, who organized the first football team at the university in 1885 and is known as the Father of UC Football.



## 2023 CINCINNATI FOOTBALL ALPHABETICAL ROSTER

| #  | NAME                  | POS. | HT.  | WT. | CL.               | HOMETOWN / HIGH SCHOOL / LAST SCHOOL                    |
|----|-----------------------|------|------|-----|-------------------|---|
| 37 | Trevor Adams          | LB   | 6-2  | 236 | RSO. <sup>^</sup> | Loveland, Ohio / Goshen / Western Kentucky              |
| 14 | Rayquan Adkins        | CB   | 5-11 | 185 | Fr.               | Miami, Fla. / Northwestern                              |
| 7  | Sammy Anderson Jr.    | CB   | 6-0  | 185 | RJr.              | Dayton, Ohio / Trotwood-Madison                         |
| 86 | Lesley Andoh          | WR   | 6-0  | 190 | RFr. <sup>^</sup> | Dublin, Ohio / Scioto                                   |
| 17 | Joey Beljan           | TE   | 6-3  | 240 | RSr.              | Holland, NJ. / Delaware Valley / Western Kentucky       |
| 47 | Rory Bell             | K    | 5-10 | 185 | RJr. <sup>^</sup> | Wilmington, Ohio / Wilmington / Temple                  |
| 84 | Sterling Berkhalter   | WR   | 6-4  | 200 | Jr.               | Cincinnati, Ohio / Ga. Prep Academy / NC A&T            |
| 51 | Ben Blevins           | DL   | 6-2  | 270 | RJr. <sup>^</sup> | Cincinnati, Ohio / La Salle                             |
| 20 | Oliver Bridges        | DB   | 6-2  | 205 | RFr.              | Potomac, Md. / The Bullis School                        |
| 0  | Jowon Briggs          | DE   | 6-2  | 297 | Sr.*              | Cincinnati, Ohio / Walnut Hills / Virginia              |
| 33 | Carter Brown          | K    | 6-0  | 205 | So.               | Pearland, Texas / Dawson / Arizona State                |
| 50 | Jackson Brusciannelli | LB   | 5-11 | 240 | RSr. <sup>^</sup> | Chicago, Ill. / Montini Catholic                        |
| 56 | Deondre Buford        | OL   | 6-3  | 315 | RJr.              | Detroit, Mich. / Martin Luther King / Kentucky          |
| 24 | Todd Bumphis          | CB   | 6-0  | 198 | RJr.              | Toledo, Ohio / St. Francis De Sales                     |
| 40 | Kamari Burns          | DE   | 6-4  | 275 | Fr.               | Columbus, Ohio / Gahanna Lincoln                        |
| 39 | Bryce Burton          | H/K  | 5-10 | 200 | RSr. <sup>^</sup> | Cincinnati, Ohio / Princeton                            |
| 42 | Stephan Byrd          | RB   | 6-0  | 215 | RFr.              | Canal Winchester, Ohio / Canal Winchester               |
| 32 | James Camden          | LB   | 6-1  | 228 | RJr. <sup>^</sup> | Cincinnati, Ohio / Anderson                             |
| 21 | Kalen Carroll         | CB   | 6-1  | 185 | RFr.              | Indianapolis, Ind. / Center Grove                       |
| 18 | Trevor Carter         | LB   | 6-1  | 205 | Fr.               | Ironton, Ohio / Ironton                                 |
| 87 | Stanley Clyne         | WR   | 6-1  | 185 | Fr.               | Tipp City, Ohio / Tippecanoe                            |
| 2  | Dontay Corleone       | DL   | 6-2  | 318 | RSO.              | Cincinnati, Ohio / Colerain                             |
| 29 | Manny Covey           | RB   | 5-11 | 190 | Fr.               | Starke, Fla. / Bradford                                 |
| 8  | Isiah Cox             | S    | 6-2  | 200 | RSO.              | Alcoa, Tenn. / Alcoa                                    |
| 61 | Luke Dalton           | OL   | 6-5  | 308 | RFr.              | Crystal Lake, Ill. / Marian Central Catholic            |
| 11 | Jayden Davis          | S    | 6-2  | 190 | Fr.               | Suwanee, Ga. / Collins Hill                             |
| 36 | Victor Dawson         | RB   | 6-0  | 225 | RSO. <sup>^</sup> | Akron, Ohio / Hoban / Merrimack                         |
| 49 | Jack Dingle           | LB   | 6-4  | 238 | RSO.              | Louisville, Ky. / Trinity                               |
| 33 | CJ Doggette           | DE   | 6-2  | 270 | RFr.              | Pickerington, Ohio / Pickerington Central               |
| 12 | Brady Drogosh         | QB   | 6-4  | 215 | Fr.               | Warren, Mich. / De La Salle Collegiate                  |
| 78 | Grant Edgington       | OL   | 6-4  | 280 | Fr. <sup>^</sup>  | Madeira, Ohio / Madeira                                 |
| 45 | Barak Faulk           | TE   | 6-3  | 240 | RJr. <sup>^</sup> | Cincinnati, Ohio / Mason                                |
| 66 | Landon Fickell        | OL   | 6-4  | 290 | RSO.              | Cincinnati, Ohio / Moeller                              |
| 31 | Mason Fletcher        | P    | 6-7  | 215 | Jr.               | Melbourne, Australia / ProKick                          |
| 53 | Gavin Gerhardt        | OL   | 6-4  | 305 | RJr.              | Xenia, Ohio / Xenia                                     |
| 19 | Tyler Gillison        | OLB  | 6-4  | 242 | RFr.              | Pickerington, Ohio / Pickerington Central               |
| 55 | Mao Glynn II          | OL   | 6-3  | 300 | RSO.              | Cincinnati, Ohio / Walnut Hills                         |
| 79 | Ethan Green           | OL   | 6-7  | 305 | RFr.              | Fremont, Ohio / Fremont Ross                            |
| 9  | Daniel Grzesiak       | OLB  | 6-1  | 250 | RSr.*             | Los Angeles, Calif. / Crenshaw / Nevada / Utah State    |
| 77 | Jonathan Harder       | OL   | 6-5  | 320 | RFr.              | Delaware, Ohio / Olentangy Berlin                       |
| 12 | Justin Harris         | CB   | 6-0  | 195 | RSr.              | Dayton, Ohio / Wayne                                    |
| 63 | Nathan Hawks          | K    | 6-0  | 204 | Jr. <sup>^</sup>  | Enon, Ohio / Greenon / Wittenberg                       |
| 8  | Xzavier Henderson     | WR   | 6-3  | 200 | Sr.               | Miami, Fla. / Columbus / Florida                        |
| 13 | Jacob Hoying          | QB   | 6-2  | 205 | RSO. <sup>^</sup> | Columbus, Ohio / Bishop Watterson                       |
| 90 | Jalen Hunt            | DT   | 6-4  | 315 | RSr.              | Detroit, Mich. / Belleville / Michigan State            |
| 42 | Dion Hunter           | LB   | 6-2  | 235 | RJr.              | Albuquerque, N.M. / Cleveland / New Mexico              |
| 52 | Connor Ingram         | P    | 5-10 | 215 | So. <sup>^</sup>  | Powell, Ohio / Olentangy Liberty / Wittenberg           |
| 14 | Barry Jackson Jr.     | WR   | 5-11 | 195 | Fr.               | Ellenwood, Ga. / Cedar Grove                            |
| 99 | Rob Jackson           | DE   | 6-5  | 275 | RSO.              | Philadelphia, Pa. / Archbishop Wood                     |
| 69 | Cam Jones             | OL   | 6-8  | 330 | RSr.              | Knott County, Ky. / Fredrick Douglass                   |
| 23 | Daved Jones Jr.       | LB   | 6-1  | 228 | RJr.              | Cincinnati, Ohio / Lakota West                          |
| 6  | Dorian Jones          | LB   | 6-0  | 230 | Sr.               | Boynton Beach, Fla. / American Heritage / Louisville    |
| 5  | Emory Jones           | QB   | 6-3  | 212 | RSr.*             | La Grange, Ga. / Heard County / Florida / Arizona State |
| 67 | Luke Kandra           | OL   | 6-4  | 320 | RJr.              | Cincinnati, Ohio / Elder / Louisville                   |
| 21 | Corey Kiner           | RB   | 5-9  | 215 | Jr.               | Cincinnati, Ohio / Roger Bacon / LSU                    |
| 15 | Will Kocher           | QB   | 6-2  | 210 | Fr.               | Kings Mills, Ohio / Kings                               |
| 39 | Cincear Lewis         | LB   | 6-2  | 210 | RFr.              | Kalamazoo, Mich. / Kalamazoo Central                    |

| #  | NAME                | POS. | HT.  | WT. | CL.               | HOMETOWN / HIGH SCHOOL / LAST SCHOOL                               |
|----|---------------------|------|------|-----|-------------------|--|
| 16 | Brady Lichtenberg   | QB   | 6-1  | 208 | RSO.              | Toledo, Ohio / St. John's Jesuit                                   |
| 91 | Drew Logan          | DL   | 6-4  | 270 | RFr. <sup>^</sup> | North Canton, Ohio / Hoover  |
| 62 | Matt Mason          | OL   | 6-3  | 295 | RFr. <sup>^</sup> | Union, Ky. / Ryle  |
| 82 | Michael McCalmont   | TE   | 6-3  | 240 | RJr. <sup>^</sup> | Mason, Ohio / Mason  |
| 7  | Chamon Metayer      | TE   | 6-5  | 248 | RSO.              | Miami, Fla. / North Miami  |
| 89 | Jesse Meyer         | TE   | 6-4  | 235 | RFr. <sup>^</sup> | Coldwater, Ohio / Coldwater  |
| 30 | Au'braylen Million  | DB   | 5-10 | 164 | RFr. <sup>^</sup> | Middletown, Ohio / Middletown / Louisville                         |
| 71 | Judea Milon         | OL   | 6-4  | 290 | Jr.               | Killeen, Texas / Shoemaker / Tyler Junior College                  |
| 26 | Myles Montgomery    | RB   | 5-11 | 205 | RSO.              | Jacksonville, Fla. / Fletcher                                      |
| 22 | Ryan Montgomery     | RB   | 5-10 | 205 | Sr.*              | Franklin, Ohio / Franklin  |
| 38 | Nijal Mooney        | LB   | 6-0  | 230 | RSO. <sup>^</sup> | Cincinnati, Ohio / Roger Bacon / Findlay                           |
| 13 | Kyree Moyston       | DE   | 6-4  | 242 | So.               | Norfolk, Va. / Kings Fork / Virginia Tech                          |
| 57 | Ryan Mullaney       | DL   | 6-2  | 250 | RSr. <sup>^</sup> | Cincinnati, Ohio / Moeller   |
| 81 | Michael Mussari     | WR   | 6-1  | 188 | Fr. <sup>^</sup>  | Kings Mills, Ohio / Kings  |
| 85 | Triston O'Brien     | LS   | 6-3  | 225 | RSO. <sup>^</sup> | Jefferson, Ohio / NDCL   |
| 11 | Donovan Ollie       | WR   | 6-3  | 212 | RSr.              | Wylie, Texas / Wylie / Washington State                            |
| 3  | Deshawn Pace        | STAR | 6-2  | 212 | Sr.               | Cincinnati, Ohio / Colerain  |
| 46 | Antwan Peek Jr.     | S    | 6-2  | 205 | RFr. <sup>^</sup> | Cincinnati, Ohio / Indian Hill                                     |
| 83 | Ty Perkins          | WR   | 6-3  | 205 | Fr.               | Ironton, Ohio / Ironton  |
| 96 | Dominique Perry     | DL   | 6-2  | 290 | RJr.              | Germantown, Md. / Northwest  |
| 10 | Jack Perry          | QB   | 6-1  | 205 | RSr. <sup>^</sup> | Mountain View, Calif. / St. Francis / San Mateo / Western Illinois |
| 96 | Cayson Pfeiffer     | LS   | 6-0  | 220 | RSr.*             | Columbus, Ohio / Dublin Scioto                                     |
| 97 | Eric Phillips       | DE   | 6-3  | 260 | RSr.              | Cincinnati, Ohio / Colerain  |
| 3  | Evan Prater         | WR   | 6-4  | 208 | RJr.              | Cincinnati, Ohio / Wyoming   |
| 58 | Trevor Radosevich   | OL   | 6-4  | 310 | RSr.*             | Englishtown, N.J. / Manalapan / Penn                               |
| 76 | Mitch Raifsnider    | OL   | 6-8  | 285 | RSO. <sup>^</sup> | Castalia, Ohio / Margaretta / Army                                 |
| 34 | Caleb Schmitz       | TE   | 6-3  | 240 | RSO.              | Lancaster, Pa. / Warwick   |
| 80 | Chris Scott         | WR   | 6-2  | 205 | RJr.              | Columbus, Ohio / Pickerington North                                |
| 92 | Derrick Shepard Jr. | DL   | 6-3  | 305 | RFr.              | Dayton, Ohio / Archbishop Alter                                    |
| 48 | Weston Simmons      | LS   | 5-11 | 215 | Fr. <sup>^</sup>  | Mason, Ohio / Mason  |
| 17 | Brian Simms III     | LB   | 6-3  | 250 | Fr.               | Baltimore, Md. / St. Frances Academy                               |
| 88 | Payten Singletary   | TE   | 6-4  | 235 | RJr.              | Thomasville, Ga. / Thomasville                                     |
| 0  | Braden Smith        | WR   | 5-10 | 185 | RSr.*             | Flowood, Miss. / Northwest Rankin / NW Miss. CC / Louisville       |
| 94 | Keilan Smith        | DT   | 6-2  | 330 | Fr.               | Pickerington, Ohio / Pickerington Central                          |
| 41 | Quinn Staten        | LB   | 6-2  | 230 | Fr. <sup>^</sup>  | Toledo, Ohio / St. John's Jesuit                                   |
| 5  | D.J. Taylor         | S    | 5-10 | 192 | RJr.              | Tampa, Fla. / Tampa Catholic / Arizona State                       |
| 50 | Evan Tengesdahl     | OL   | 6-4  | 310 | Fr.               | Dayton, Ohio / Wayne   |
| 85 | Jiari Thomas        | WR   | 6-4  | 215 | RSr. <sup>^</sup> | Cincinnati, Ohio / Winton Woods                                    |
| 25 | Shaun Thomas        | RB   | 6-0  | 205 | RSO. <sup>^</sup> | Lima, Ohio / Central Catholic                                      |
| 22 | Jonathan Thompson   | LB   | 6-2  | 230 | RFr.              | Columbus, Ohio / St. Francis De Sales                              |
| 10 | Bryon Threats       | S    | 5-10 | 195 | Jr.               | Columbus, Ohio / Coffman   |
| 54 | Dartanyan Tinsley   | OL   | 6-5  | 315 | Sr.               | Owensboro, Ky. / Owensboro / Kentucky Christian                    |
| 9  | Aaron Turner        | WR   | 5-7  | 185 | Jr.               | Ellicott, Md. / Gonzaga College / UConn                            |
| 43 | George Udo          | S    | 6-1  | 200 | Sr.               | Antioch, Calif. / Berean Christian / BYU                           |
| 4  | Malik Vann          | DE   | 6-3  | 268 | RSr.*             | Cincinnati, Ohio / Fairfield                                       |
| 15 | Taj Ward            | DB   | 6-0  | 195 | RSr.*             | Solon, Ohio / Solon  |
| 16 | Jabril White        | DB   | 5-10 | 193 | Jr.               | Oakland, Calif. / McClymonds / Diablo Valley College               |
| 2  | Dee Wiggins         | WR   | 6-3  | 195 | RSr.*             | Miami, Fla. / Miami Southridge / Miami / Louisville                |
| 74 | Phillip Wilder      | OL   | 6-5  | 305 | RJr.              | Jonesboro, Ga. / Mt. Zion / Southeast Missouri State               |
| 44 | Jah-Mal Williams    | OLB  | 6-4  | 238 | RSO.              | Carver Ranches, Fla. / Cardinal Gibbons                            |
| 75 | John Williams       | OL   | 6-5  | 310 | RJr.              | Bolingbrook, Ill. / Bolingbrook                                    |
| 27 | Ken Willis          | STAR | 5-11 | 180 | RFr.              | Cincinnati, Ohio / Colerain  |
| 95 | Justin Wodtly       | DE   | 6-3  | 275 | RJr.              | Cleveland, Ohio / Cleveland Heights                                |
| 4  | Ethan Wright        | RB   | 6-1  | 212 | Sr.               | Akron, Ohio / Manchester   |
| 35 | Brady Young         | P    | 6-3  | 215 | RSO. <sup>^</sup> | Perrysburg, Ohio / Perrysburg                                      |
| 1  | Jordan Young        | CB   | 6-0  | 195 | RSO.              | Tampa, Fla. / Gaither / Florida                                    |

\* - Using extra year of eligibility from COVID-19 pandemic; ^ - Walk-On



## 2023 CINCINNATI FOOTBALL NUMERICAL ROSTER

| #  | NAME                | POS. | HT.  | WT. | CL.   | HOMETOWN / HIGH SCHOOL / LAST SCHOOL                               |
|----|---------------------|------|------|-----|-------|--|
| 0  | Jowon Briggs        | DE   | 6-2  | 297 | Sr.*  | Cincinnati, Ohio / Walnut Hills / Virginia                         |
| 0  | Braden Smith        | WR   | 5-10 | 185 | RSr.* | Flowood, Miss. / Northwest Rankin / NW Miss. CC / Louisville       |
| 1  | Jordan Young        | CB   | 6-0  | 195 | RSo.  | Tampa, Fla. / Gaither / Florida                                    |
| 2  | Dontay Corleone     | DL   | 6-2  | 318 | RSo.  | Cincinnati, Ohio / Colerain  |
| 2  | Dee Wiggins         | WR   | 6-3  | 195 | RSr.* | Miami, Fla. / Miami Southridge / Miami / Louisville                |
| 3  | Deshawn Pace        | STAR | 6-2  | 212 | Sr.   | Cincinnati, Ohio / Colerain  |
| 3  | Evan Prater         | WR   | 6-4  | 208 | RJr.  | Cincinnati, Ohio / Wyoming   |
| 4  | Malik Vann          | DE   | 6-3  | 268 | RSr.* | Cincinnati, Ohio / Fairfield                                       |
| 4  | Ethan Wright        | RB   | 6-1  | 212 | Sr.   | Akron, Ohio / Manchester   |
| 5  | Emory Jones         | QB   | 6-3  | 212 | RSr.* | La Grange, Ga. / Heard County / Florida / Arizona State            |
| 5  | D.J. Taylor         | S    | 5-10 | 192 | RJr.  | Tampa, Fla. / Tampa Catholic / Arizona State                       |
| 6  | Dorian Jones        | LB   | 6-0  | 230 | Sr.   | Boynton Beach, Fla. / American Heritage / Louisville               |
| 7  | Sammy Anderson Jr.  | CB   | 6-0  | 185 | RJr.  | Dayton, Ohio / Trotwood-Madison                                    |
| 7  | Chamon Metayer      | TE   | 6-5  | 248 | RSo.  | Miami, Fla. / North Miami  |
| 8  | Isiah Cox           | S    | 6-2  | 200 | RSo.  | Alcoa, Tenn. / Alcoa   |
| 8  | Xzavier Henderson   | WR   | 6-3  | 200 | Sr.   | Miami, Fla. / Columbus / Florida                                   |
| 9  | Daniel Grzesiak     | OLB  | 6-1  | 250 | RSr.* | Los Angeles, Calif. / Crenshaw / Nevada / Utah State               |
| 9  | Aaron Turner        | WR   | 5-7  | 185 | Jr.   | Ellicott, Md. / Gonzaga College / UConn                            |
| 10 | Jack Perry          | QB   | 6-1  | 205 | RSr.^ | Mountain View, Calif. / St. Francis / San Mateo / Western Illinois |
| 10 | Bryon Threats       | S    | 5-10 | 195 | Jr.   | Columbus, Ohio / Coffman   |
| 11 | Jayden Davis        | S    | 6-2  | 190 | Fr.   | Suwanee, Ga. / Collins Hill  |
| 11 | Donovan Ollie       | WR   | 6-3  | 212 | RSr.  | Wylie, Texas / Wylie / Washington State                            |
| 12 | Brady Drogosh       | QB   | 6-4  | 215 | Fr.   | Warren, Mich. / De La Salle Collegiate                             |
| 12 | Justin Harris       | CB   | 6-0  | 195 | RSr.  | Dayton, Ohio / Wayne   |
| 13 | Jacob Hoying        | QB   | 6-2  | 205 | RSo.^ | Columbus, Ohio / Bishop Watterson                                  |
| 13 | Kyree Moyston       | DE   | 6-4  | 242 | So.   | Norfolk, Va. / Kings Fork / Virginia Tech                          |
| 14 | Rayquan Adkins      | CB   | 5-11 | 185 | Fr.   | Miami, Fla. / Northwestern   |
| 14 | Barry Jackson Jr.   | WR   | 5-11 | 195 | Fr.   | Ellenwood, Ga. / Cedar Grove                                       |
| 15 | Will Kocher         | QB   | 6-2  | 210 | Fr.   | Kings Mills, Ohio / Kings  |
| 15 | Taj Ward            | DB   | 6-0  | 195 | RSr.* | Solon, Ohio / Solon  |
| 16 | Brady Lichtenberg   | QB   | 6-1  | 208 | RSo.  | Toledo, Ohio / St. John's Jesuit                                   |
| 16 | Jabril White        | DB   | 5-10 | 193 | Jr.   | Oakland, Calif. / McClymonds / Diablo Valley College               |
| 17 | Joey Beljan         | TE   | 6-3  | 240 | RSr.  | Holland, N.J. / Delaware Valley / Western Kentucky                 |
| 17 | Brian Simms III     | LB   | 6-3  | 250 | Fr.   | Baltimore, Md. / St. Frances Academy                               |
| 18 | Trevor Carter       | LB   | 6-1  | 205 | Fr.   | Ironton, Ohio / Ironton  |
| 19 | Tyler Gillison      | OLB  | 6-4  | 242 | RFr.  | Pickerington, Ohio / Pickerington Central                          |
| 20 | Oliver Bridges      | DB   | 6-2  | 205 | RFr.  | Potomac, Md. / The Bullis School                                   |
| 21 | Kalen Carroll       | CB   | 6-1  | 185 | RFr.  | Indianapolis, Ind. / Center Grove                                  |
| 21 | Corey Kiner         | RB   | 5-9  | 215 | Jr.   | Cincinnati, Ohio / Roger Bacon / LSU                               |
| 22 | Ryan Montgomery     | RB   | 5-10 | 205 | Sr.*  | Franklin, Ohio / Franklin  |
| 22 | Jonathan Thompson   | LB   | 6-2  | 230 | RFr.  | Columbus, Ohio / St. Francis De Sales                              |
| 23 | Daved Jones Jr.     | LB   | 6-1  | 228 | RJr.  | Cincinnati, Ohio / Lakota West                                     |
| 24 | Todd Bumphis        | CB   | 6-0  | 198 | RJr.  | Toledo, Ohio / St. Francis De Sales                                |
| 25 | Shaun Thomas        | RB   | 6-0  | 205 | RSo.^ | Lima, Ohio / Central Catholic                                      |
| 26 | Myles Montgomery    | RB   | 5-11 | 205 | RSo.  | Jacksonville, Fla. / Fletcher                                      |
| 27 | Ken Willis          | STAR | 5-11 | 180 | RFr.  | Cincinnati, Ohio / Colerain  |
| 29 | Manny Covey         | RB   | 5-11 | 190 | Fr.   | Starke, Fla. / Bradford  |
| 30 | Au'braylen Million  | DB   | 5-10 | 164 | RFr.^ | Middletown, Ohio / Middletown / Louisville                         |
| 31 | Mason Fletcher      | P    | 6-7  | 215 | Jr.   | Melbourne, Australia / ProKick                                     |
| 32 | James Camden        | LB   | 6-1  | 228 | RJr.^ | Cincinnati, Ohio / Anderson  |
| 33 | Carter Brown        | K    | 6-0  | 205 | So.   | Pearland, Texas / Dawson / Arizona State                           |
| 33 | CJ Doggette         | DE   | 6-2  | 270 | RFr.  | Pickerington, Ohio / Pickerington Central                          |
| 34 | Caleb Schmitz       | TE   | 6-3  | 240 | RSo.  | Lancaster, Pa. / Warwick   |
| 35 | Brady Young         | P    | 6-3  | 215 | RSo.^ | Perrysburg, Ohio / Perrysburg                                      |
| 36 | Victor Dawson       | RB   | 6-0  | 225 | RSo.^ | Akron, Ohio / Hoban / Merrimack                                    |
| 37 | Trevor Adams        | LB   | 6-2  | 236 | RSo.^ | Loveland, Ohio / Goshen / Western Kentucky                         |
| 38 | Nijal Mooney        | LB   | 6-0  | 230 | RSo.^ | Cincinnati, Ohio / Roger Bacon / Findlay                           |
| #  | NAME                | POS. | HT.  | WT. | CL.   | HOMETOWN / HIGH SCHOOL / LAST SCHOOL                               |
| 39 | Bryce Burton        | H/K  | 5-10 | 200 | RSr.^ | Cincinnati, Ohio / Princeton                                       |
| 39 | Cincear Lewis       | LB   | 6-2  | 210 | RFr.  | Kalamazoo, Mich. / Kalamazoo Central                               |
| 40 | Kamari Burns        | DE   | 6-4  | 275 | Fr.   | Columbus, Ohio / Gahanna Lincoln                                   |
| 41 | Quinn Staten        | LB   | 6-2  | 230 | Fr.^  | Toledo, Ohio / St. John's Jesuit                                   |
| 42 | Stephan Byrd        | RB   | 6-0  | 215 | RFr.  | Canal Winchester, Ohio / Canal Winchester                          |
| 42 | Dion Hunter         | LB   | 6-2  | 235 | RJr.  | Albuquerque, N.M. / Cleveland / New Mexico                         |
| 43 | George Udo          | S    | 6-1  | 200 | Sr.   | Antioch, Calif. / Berean Christian / BYU                           |
| 44 | Jah-Mal Williams    | OLB  | 6-4  | 238 | RSo.  | Carver Ranches, Fla. / Cardinal Gibbons                            |
| 45 | Barak Faulk         | TE   | 6-3  | 240 | RJr.^ | Cincinnati, Ohio / Mason   |
| 46 | Antwan Peek Jr.     | S    | 6-2  | 205 | RFr.^ | Cincinnati, Ohio / Indian Hill                                     |
| 47 | Rory Bell           | K    | 5-10 | 185 | RJr.^ | Wilmington, Ohio / Wilmington / Temple                             |
| 48 | Weston Simmons      | LS   | 5-11 | 215 | Fr.^  | Mason, Ohio / Mason  |
| 49 | Jack Dingle         | LB   | 6-4  | 238 | RSo.  | Louisville, Ky. / Trinity  |
| 50 | Jackson Bruscanelli | LB   | 5-11 | 240 | RSr.^ | Chicago, Ill. / Montini Catholic                                   |
| 50 | Evan Tengesdahl     | OL   | 6-4  | 310 | Fr.   | Dayton, Ohio / Wayne   |
| 51 | Ben Blevins         | DL   | 6-2  | 270 | RJr.^ | Cincinnati, Ohio / La Salle  |
| 52 | Connor Ingram       | P    | 5-10 | 215 | So.^  | Powell, Ohio / Olentangy Liberty / Wittenberg                      |
| 53 | Gavin Gerhardt      | OL   | 6-4  | 305 | RJr.  | Xenia, Ohio / Xenia  |
| 54 | Dartanyan Tinsley   | OL   | 6-5  | 315 | Sr.   | Owensboro, Ky. / Owensboro / Kentucky Christian                    |
| 55 | Mao Glynn II        | OL   | 6-3  | 300 | RSo.  | Cincinnati, Ohio / Walnut Hills                                    |
| 56 | Deondre Buford      | OL   | 6-3  | 315 | RJr.  | Detroit, Mich. / Martin Luther King / Kentucky                     |
| 57 | Ryan Mullaney       | DL   | 6-2  | 250 | RSr.^ | Cincinnati, Ohio / Moeller   |
| 58 | Trevor Radosevich   | OL   | 6-4  | 310 | RSr.* | Englishtown, N.J. / Manalapan / Penn                               |
| 61 | Luke Dalton         | OL   | 6-5  | 308 | RFr.  | Crystal Lake, Ill. / Marian Central Catholic                       |
| 62 | Matt Mason          | OL   | 6-3  | 295 | RFr.^ | Union, Ky. / Ryle  |
| 63 | Nathan Hawks        | K    | 6-0  | 204 | Jr.^  | Enon, Ohio / Greenon / Wittenberg                                  |
| 66 | Landon Fickell      | OL   | 6-4  | 290 | RSo.  | Cincinnati, Ohio / Moeller   |
| 67 | Luke Kandra         | OL   | 6-4  | 320 | RJr.  | Cincinnati, Ohio / Elder / Louisville                              |
| 69 | Cam Jones           | OL   | 6-8  | 330 | RSr.  | Knott County, Ky. / Fredrick Douglass                              |
| 71 | Judea Milon         | OL   | 6-4  | 290 | Jr.   | Killeen, Texas / Shoemaker / Tyler Junior College                  |
| 74 | Phillip Wilder      | OL   | 6-5  | 305 | RJr.  | Jonesboro, Ga. / Mt. Zion / Southeast Missouri State               |
| 75 | John Williams       | OL   | 6-5  | 310 | RJr.  | Bolingbrook, Ill. / Bolingbrook                                    |
| 76 | Mitch Raifsnider    | OL   | 6-8  | 285 | RSo.^ | Castalia, Ohio / Margaretta / Army                                 |
| 77 | Jonathan Harder     | OL   | 6-5  | 320 | RFr.  | Delaware, Ohio / Olentangy Berlin                                  |
| 78 | Grant Edgington     | OL   | 6-4  | 280 | Fr.^  | Madeira, Ohio / Madeira  |
| 79 | Ethan Green         | OL   | 6-7  | 305 | RFr.  | Fremont, Ohio / Fremont Ross                                       |
| 80 | Chris Scott         | WR   | 6-2  | 205 | RJr.  | Columbus, Ohio / Pickerington North                                |
| 81 | Michael Mussari     | WR   | 6-1  | 188 | Fr.^  | Kings Mills, Ohio / Kings  |
| 82 | Michael McCalmont   | TE   | 6-3  | 240 | RJr.^ | Mason, Ohio / Mason  |
| 83 | Ty Perkins          | WR   | 6-3  | 205 | Fr.   | Ironton, Ohio / Ironton  |
| 84 | Sterling Berkhalter | WR   | 6-4  | 200 | Jr.   | Cincinnati, Ohio / Ga. Prep Academy / NC A&T                       |
| 85 | Triston O'Brien     | LS   | 6-3  | 225 | RSo.^ | Jefferson, Ohio / NDCL   |
| 85 | Jaiir Thomas        | WR   | 6-4  | 215 | RSr.^ | Cincinnati, Ohio / Winton Woods                                    |
| 86 | Lesley Andoh        | WR   | 6-0  | 190 | RFr.^ | Dublin, Ohio / Scioto  |
| 87 | Stanley Clyne       | WR   | 6-1  | 185 | Fr.   | Tipp City, Ohio / Tippecanoe                                       |
| 88 | Payten Singletary   | TE   | 6-4  | 235 | RJr.  | Thomasville, Ga. / Thomasville                                     |
| 89 | Jesse Meyer         | TE   | 6-4  | 235 | RFr.^ | Coldwater, Ohio / Coldwater  |
| 90 | Jalen Hunt          | DT   | 6-4  | 315 | RSr.  | Detroit, Mich. / Belleville / Michigan State                       |
| 91 | Drew Logan          | DL   | 6-4  | 270 | RFr.^ | North Canton, Ohio / Hoover  |
| 92 | Derrick Shepard Jr. | DL   | 6-3  | 305 | RFr.  | Dayton, Ohio / Archbishop Alter                                    |
| 94 | Keilan Smith        | DT   | 6-2  | 330 | Fr.   | Pickerington, Ohio / Pickerington Central                          |
| 95 | Justin Wodtly       | DE   | 6-3  | 275 | RJr.  | Cleveland, Ohio / Cleveland Heights                                |
| 96 | Dominique Perry     | DL   | 6-2  | 290 | RJr.  | Germantown, Md. / Northwest  |
| 96 | Cayson Pfeiffer     | LS   | 6-0  | 220 | RSr.* | Columbus, Ohio / Dublin Scioto                                     |
| 97 | Eric Phillips       | DE   | 6-3  | 260 | RSr.  | Cincinnati, Ohio / Colerain  |
| 99 | Rob Jackson         | DE   | 6-5  | 275 | RSo.  | Philadelphia, Pa. / Archbishop Wood                                |

\* - Using extra year of eligibility from COVID-19 pandemic; ^ - Walk-On

## CINCINNATI UNOFFICIAL TWO-DEEP DEPTH CHART

## OFFENSE

|    |      |                   |                     |      |           |
|----|------|-------------------|---------------------|------|-----------|
| LT | 75   | John Williams     | 6-5                 | 310  | R-Jr.     |
|    | 74   | Phillip Wilder    | 6-5                 | 305  | R-Jr.     |
| LG | 54   | Dartanyan Tinsley | 6-5                 | 315  | Sr.       |
|    | 77   | Jonathan Harder   | 6-5                 | 320  | R-Fr.     |
| C  | 53   | Gavin Gerhardt    | 6-4                 | 305  | R-Jr.     |
|    | 58   | Trevor Radosevich | 6-4                 | 310  | R-Sr.*    |
| RG | 67   | Luke Kandra       | 6-4                 | 320  | R-Jr.     |
|    | 69   | Cam Jones         | 6-8                 | 330  | R-Sr.     |
| RT | 56   | Deondre Buford    | 6-3                 | 315  | R-Jr.     |
|    | 79   | Ethan Green       | 6-7                 | 305  | R-Fr.     |
| TE | 88   | Payten Singletary | 6-4                 | 235  | R-Jr.     |
|    | -OR- | 7                 | Chamon Metayer      | 6-5  | 248 R-So. |
|    |      | 34                | Caleb Schmitz       | 6-3  | 240 R-So. |
|    |      | 82                | Michael McCalmont   | 6-3  | 240 R-So. |
| WR | 2    | Dee Wiggins       | 6-3                 | 195  | R-Sr.*    |
|    |      | 3                 | Evan Prater         | 6-4  | 208 R-Jr. |
|    |      | 80                | Chris Scott         | 6-2  | 205 R-Jr. |
| WR | 0    | Braden Smith      | 5-10                | 185  | R-Sr.*    |
|    |      | 9                 | Aaron Turner        | 5-7  | 185 Jr.   |
|    |      | 14                | Barry Jackson Jr.   | 5-11 | 195 Fr.   |
| WR | 8    | Xzavier Henderson | 6-3                 | 200  | Sr.       |
|    |      | 11                | Donovan Ollie       | 6-3  | 212 R-Sr. |
|    |      | 84                | Sterling Berkhalter | 6-4  | 200 Jr.   |
| QB | 5    | Emory Jones       | 6-3                 | 212  | R-Sr.*    |
|    |      | 16                | Brady Lichtenberg   | 6-1  | 208 R-So. |
|    |      | 12                | Brady Drogosh       | 6-4  | 215 Fr.   |
| RB | 21   | Corey Kiner       | 5-9                 | 215  | Jr.       |
|    |      | 26                | Myles Montgomery    | 5-11 | 205 R-So. |
|    | -OR- | 22                | Ryan Montgomery     | 5-10 | 205 Sr.*  |
|    |      | 42                | Stephan Byrd        | 6-0  | 215 R-Fr. |
|    |      | 25                | Shaun Thomas        | 6-0  | 205 R-So. |

## DEFENSE

|         |    |                     |      |     |        |
|---------|----|---------------------|------|-----|--------|
| DE      | 0  | Jowon Briggs        | 6-2  | 297 | Sr.*   |
|         | 4  | Malik Vann          | 6-3  | 268 | R-Sr.* |
|         | 57 | Ryan Mullaney       | 6-2  | 250 | R-Sr.  |
| NT      | 2  | Dontay Corleone     | 6-2  | 318 | R-So.  |
|         | 90 | Jalen Hunt          | 6-4  | 315 | R-Sr.  |
|         | 92 | Derrick Shepard Jr. | 6-3  | 305 | R-Fr.  |
| DE      | 97 | Eric Phillips       | 6-3  | 260 | R-Sr.  |
|         | 99 | Rob Jackson         | 6-5  | 275 | R-So.  |
|         | 95 | Justin Wodtly       | 6-3  | 275 | R-Jr.  |
| DOG/OLB | 9  | Daniel Grzesiak     | 6-1  | 250 | R-Sr.* |
|         | 44 | Jah-Mal Williams    | 6-4  | 238 | R-So.  |
|         | 19 | Tyler Gillison      | 6-4  | 242 | R-Fr.  |
| LB      | 6  | Dorian Jones        | 6-0  | 230 | Sr.    |
|         | 22 | Jonathan Thompson   | 6-2  | 230 | R-Fr.  |
|         | 32 | James Camden        | 6-1  | 228 | R-Jr.  |
| LB      | 49 | Jack Dingle         | 6-4  | 238 | R-So.  |
|         | 42 | Dion Hunter         | 6-2  | 235 | R-Jr.  |
|         | 23 | Daved Jones Jr.     | 6-1  | 228 | R-Jr.  |
| STAR    | 3  | Deshawn Pace        | 6-2  | 212 | Sr.    |
|         | 27 | Ken Willis          | 5-11 | 180 | R-Fr.  |
| BCB     | 1  | Jordan Young        | 6-0  | 195 | R-So.  |
|         | 14 | Rayquan Adkins      | 5-11 | 185 | Fr.    |
|         | 24 | Todd Bumphis        | 6-0  | 198 | R-Jr.  |
| FS      | 10 | Bryon Threats       | 5-10 | 195 | Jr.    |
|         | 46 | Antwan Peek Jr.     | 6-2  | 205 | R-Fr.  |
|         | 8  | Isiah Cox           | 6-2  | 200 | R-So.  |
|         | 20 | Oliver Bridges      | 6-2  | 205 | R-Fr.  |
| SS      | 15 | Taj Ward            | 6-0  | 195 | R-Sr.* |
|         | 5  | D.J. Taylor         | 5-10 | 192 | R-Jr.  |
|         | 16 | Jabril White        | 5-10 | 193 | Jr.    |
| FCB     | 21 | Kalen Carroll       | 6-1  | 185 | R-Fr.  |
|         | 12 | Justin Harris       | 6-0  | 195 | R-Sr.  |

## SPECIAL TEAMS

|      |    |                   |      |     |        |
|------|----|-------------------|------|-----|--------|
| LS   | 96 | Cayson Pfeiffer   | 6-0  | 220 | R-Sr.* |
|      | 85 | Triston O'Brien   | 6-3  | 225 | R-So.  |
| H    | 39 | Bryce Burton      | 5-10 | 200 | R-Sr.  |
| K    | 33 | Carter Brown      | 6-0  | 205 | So.    |
|      | 47 | Rory Bell         | 5-10 | 185 | R-Jr.  |
| KO   | 63 | Nathan Hawks      | 6-0  | 204 | Jr.    |
|      | 47 | Rory Bell         | 5-10 | 185 | R-Jr.  |
|      | 39 | Bryce Burton      | 5-10 | 200 | R-Sr.  |
| P    | 31 | Mason Fletcher    | 6-7  | 215 | Jr.    |
|      | 35 | Brady Young       | 6-3  | 215 | R-So.  |
| PR   | 0  | Braden Smith      | 5-10 | 185 | R-Sr.* |
| -OR- | 22 | Ryan Montgomery   | 5-10 | 205 | Sr.*   |
| KR   | 8  | Xzavier Henderson | 6-3  | 200 | Sr.    |
|      | 0  | Braden Smith      | 5-10 | 185 | R-Sr.* |
|      | 22 | Ryan Montgomery   | 5-10 | 205 | Sr.*   |
|      | 5  | D.J. Taylor       | 5-10 | 192 | R-Jr.  |

\* - Using NCAA's extra year of eligibility

## PRONUNCIATION GUIDE

Lesley Andoh.....An-Doe  
 Joey Beljan.....Bell-Jan  
 Jowon Briggs.....Jah-Wan  
 Deondre Buford.....Dee-On-Dray  
 Jackson Brusciannelli.....Brew-Sha-Nell-Ee  
 Stephan Byrd.....Steff-in  
 Dontay Corleone.....Core-Lee-Own (like the Godfather)  
 Kalen Carroll.....Kay-Len  
 Barak Faulk.....Bare-Ak  
 Gavin Gerhardt.....Ga-Air-Hardt  
 Mao Glynn II.....Mah-Oh  
 Daniel Grzesiak.....Gresh-Ick  
 Xzavier Henderson.....Ex-Zave-Your  
 Dion Hunter.....Dee-On  
 Daved Jones Jr. ....David  
 Dorian Jones.....Door-Ee-An

Luke Kandra.....Can-Druh  
 Corey Kiner.....Kye-Ner  
 Brady Lichtenberg.....Lick-Ten-Burg  
 Chamon Metayer.....Sha-Mon Muh-Tay-Err  
 Deshawn Pace.....Dee-Shawn  
 Cayson Pfeiffer.....Ph-Eye-Fur  
 Trevor Radosevich.....Rah-Doe-Suh-Vitch  
 Braden Smith.....Bray-Den  
 Keilan Smith.....Key-Lan  
 Evan Tengesdahl.....Tang-Gess-Da-Hall  
 Dartanyan Tinsley.....Dar-Tan-Yan Tins-Lee  
 Jaiir Thomas.....Jye-Air  
 Malik Vann.....Muh-Leek  
 Justin Wodtly.....Watt-Lee

# HEAD COACH SCOTT SATTERFIELD | FIRST SEASON

## 2018 SUN BELT AND 2019 ACC COACH OF THE YEAR

Bringing a history of success as the leader of two programs, Scott Satterfield was hired as Cincinnati football's 43rd head coach on Dec. 5, 2022.

Satterfield holds a 76-48 record (.612) in 10 years as head coach at Louisville and Appalachian State, earning a winning mark in seven seasons and a 4-1 record in bowl games. He led the Mountaineers' transition to the Football Bowl Subdivision and to three straight conference titles and four bowl appearances from 2013 to 2018 before taking over the Cardinals in 2019.

Employing an explosive offensive attack, Satterfield led Louisville to three bowls in four seasons. He lifted the Cardinals from a 2-10 campaign in 2018 to an 8-5 record in his first season in 2019.

A Durham, N.C., native, Satterfield was the 2018 Sun Belt Coach of the Year at Appalachian State before earning 2019 ACC Coach of the Year honors after leading the Cardinals to a six-win improvement in his first year.

Satterfield, who is 50, led Appalachian State from the FCS into the FBS as the head coach after serving as an assistant coach (1998-08) and quarterback for the Mountaineers (1991-95), helping lead his alma mater to three NCAA Division I FCS national titles and eight conference championships along the way. Famously, Satterfield was the offensive play-caller and quarterbacks coach for App State's historic 34-32 upset of No. 5 Michigan to open the 2007 season.

Under Satterfield, Louisville was the only team in the country to average more than 200 yards rushing and 200 yards passing each year from 2019 to 2022.

Additionally, Satterfield's rushing attacks have averaged more than 200 yards and ranked in the nation's top 30 in all eight years he has been an FBS head coach.

While at Louisville, he compiled a 25-24 record and saw 32 players collect All-ACC honors. Six Cardinals were selected in the NFL Draft during Satterfield's tenure as well, including 2023 selections YaYa Diaby (third round), Yasir Abdullah (fifth round) and KeiTrel Clark (sixth round).

Louisville quarterback Malik Cunningham signed a guaranteed free-agent contract with the New England Patriots in 2023.

In 2022, Satterfield led Louisville to a 7-5 mark and saw 13 players collect all-conference accolades. The Cardinals appeared in the College Football Playoff Rankings and beat two Top-25 teams. Louisville led the nation in total sacks (50), finished third in takeaways (30) and ranked 11th nationally and tops in the ACC in scoring defense (19.2).

The 2021 Louisville squad was led by a potent offense that averaged 31.6 points per game and ranked 21st nationally with 446.2 yards of total offense per game. Cunningham proved to be one of the country's top dual-threat quarterbacks, rushing for 1,031 yards and an ACC-leading 20 touchdowns while passing for 2,940 yards and another 19 scores.

Louisville was also explosive in 2020, leading the nation with nine plays of 60+ yards and six plays of more than 70 yards while ranking fifth in the ACC in total offense (444.2).

In 2019, Satterfield guided Louisville to the biggest turnaround in college football, increasing the Cardinals' win total by six and vaulting UofL to the Top 25 in total offense and rushing in his first year. Individually, a pair of Cardinals posted the best statistical seasons in school history. Javian Hawkins broke the school record for rushing yards (1,525) by a running back, while wide receiver Tutu Atwell set the Louisville record for receiving yards (1,276) and tied the school mark with 12 TD catches.

Satterfield guided his alma mater to three consecutive Sun Belt



Conference Championships and an impressive 51-24 record from 2013 to 2018. The Mountaineers held a 38-10 conference mark over six seasons, including a 34-6 record over five seasons in the Sun Belt.

Along the way, he became the first coach to lead a school from the FCS level to FBS and immediately earn three-consecutive bowl wins. Satterfield directed Appalachian State to three-straight conference titles and led the program to four straight bowl appearances.

In 2018, Satterfield led Appalachian State to a 10-2 record and an in-season ranking of No. 25 in the AP poll, capping the season with a 30-19 victory over Louisiana to give the Mountaineers a win in the first-ever Sun Belt Conference Championship Game, securing a third-straight league title.

In 2017, during a 9-4 season that included a 7-1 run through the Sun Belt, the Mountaineers ranked among the Top 20 teams nationally in several categories, including No. 2 in fewest sacks allowed (eight).

The 2015 season saw the Mountaineers finish 11-2—the 11 wins marking the highest total ever by an FBS program in its first season of bowl eligibility. App State completed the transition from the FCS to FBS by ranking among the Sun Belt's top two in 19 statistical categories and defeating Ohio, 31-29, in its first-ever bowl game, the Camellia Bowl.

The 2015 campaign came on the heels of a breakout season in 2014, when Satterfield led the Mountaineers to an impressive 7-5 record in their first full season in the FBS ranks.

He took over the reins at his alma mater in 2013.

Satterfield helped Appalachian State win three consecutive FCS national championships in 2005, 2006 and 2007 as the quarterbacks coach and primary play-caller.

Among his many highlights as an assistant in Boone, N.C., he mentored two-time Walter Payton Player of the Year and FCS All-American Armanti Edwards. He helped lead the Mountaineers to the historic 34-32 upset at No. 5 Michigan to open the 2007 season.

Overall, he won six conference championships as an assistant and two as a player.

Satterfield started 27 games at quarterback for Appalachian State. He collected first-team all-conference honors in 1995 after passing for 1,461 yards and rushing for 649 more to help lead the Mountaineers to the only undefeated, untied regular season (11-0) in school history and a 12-1 final record. He graduated with a degree in physical education in 1996.

Satterfield and his wife, Beth, a former track & field athlete at App State, have a daughter, Alli, and two sons, Bryce and Isaac.



**PERSONAL INFORMATION**  
**Born:** December 21, 1972  
**Hometown:** Durham, N.C.  
**Wife:** Beth  
**Children:** Alli, Bryce, Isaac  
**Education:** Appalachian State ('96, B.S.)  
**Year in Coaching:** 26th

### PLAYING CAREER

| YEAR    | TEAM                            |
|---------|---------------------------------|
| 1991-95 | Appalachian State (Quarterback) |

### COACHING CAREER

| YEAR    | SCHOOL            | POSITION         |
|---------|-------------------|------------------|
| 1998    | Appalachian State | Wide Receivers   |
| 1999-02 | Appalachian State | Running Backs    |
| 2003-08 | Appalachian State | Quarterbacks     |
| 2009    | Toledo            | Passing Game/QBs |
| 2010-11 | FIU               | OC/QBs           |
| 2012    | Appalachian State | Asst. HC/OC/QBs  |
| 2013-18 | Appalachian State | Head Coach       |
| 2019-22 | Louisville        | Head Coach       |
| 2023-   | Cincinnati        | Head Coach       |

### SATTERFIELD POSTSEASONS

| YEAR | SCHOOL            | BOWL             |
|------|-------------------|------------------|
| 1998 | Appalachian State | FCS Playoffs     |
| 1999 | Appalachian State | FCS Playoffs     |
| 2000 | Appalachian State | FCS Playoffs     |
| 2001 | Appalachian State | FCS Playoffs     |
| 2002 | Appalachian State | FCS Playoffs     |
| 2005 | Appalachian State | FCS Nat'l Champs |
| 2006 | Appalachian State | FCS Nat'l Champs |
| 2007 | Appalachian State | FCS Nat'l Champs |
| 2008 | Appalachian State | FCS Playoffs     |
| 2010 | FIU               | Little Caesar's  |
| 2011 | FIU               | Beef O'Brady's   |
| 2012 | Appalachian State | FCS Playoffs     |
| 2015 | Appalachian State | Camellia         |
| 2016 | Appalachian State | Camellia         |
| 2017 | Appalachian State | Dollar General   |
| 2018 | Appalachian State | New Orleans      |
| 2019 | Louisville        | Music City       |
| 2021 | Louisville        | First Responder  |
| 2022 | Louisville        | Fenway           |

### SATTERFIELD'S HEAD COACHING RECORD

| YEAR         | SCHOOL                  | OVERALL             | CONFERENCE                |
|--------------|-------------------------|---------------------|---------------------------|
| 2013         | Appalachian State (FCS) | 4-8                 | 4-4 Southern (T4th)       |
| 2014         | Appalachian State       | 7-5                 | 6-2 Sun Belt (3rd)        |
| 2015         | Appalachian State       | 11-2                | 7-1 Sun Belt (2nd)        |
| 2016         | Appalachian State       | 10-3                | 7-1 Sun Belt (T1st)       |
| 2017         | Appalachian State       | 9-4                 | 7-1 Sun Belt (T1st)       |
| 2018         | Appalachian State       | 10-2                | 7-1 Sun Belt (T1st, East) |
| 2019         | Louisville              | 8-5                 | 5-3 ACC (2nd, Atlantic)   |
| 2020         | Louisville              | 4-7                 | 3-7 ACC (12th)            |
| 2021         | Louisville              | 6-7                 | 4-4 ACC (T4th, Atlantic)  |
| 2022         | Louisville              | 7-5                 | 4-4 ACC (T3rd, Atlantic)  |
| 2023         | Cincinnati              | 3-8                 | 1-7 Big 12                |
| <b>TOTAL</b> | <b>11 SEASONS</b>       | <b>79-56 (.585)</b> | <b>55-35 (.611)</b>       |

## SATTERFIELD ALL-TIME RESULTS



## SCOTT SATTERFIELD

11 YEARS - 79-56 (.585)

## 2023 (3-8, 1-7 BIG 12) (IN PROGRESS)

|          |                  |   |   |            |
|----------|------------------|---|---|------------|
| Sept. 2  | Eastern Kentucky | H | W | 66-13      |
| Sept. 9  | Pittsburgh       | A | W | 27-21      |
| Sept. 16 | Miami (OH)       | H | L | 24-31 [OT] |
| Sept. 23 | Oklahoma         | H | L | 6-20       |
| Sept. 29 | BYU              | A | L | 27-35      |
| Oct. 14  | Iowa State       | H | L | 10-30      |
| Oct. 21  | Baylor           | H | L | 29-32      |
| Oct. 28  | Oklahoma State   | A | L | 13-45      |
| Nov. 4   | UCF              | H | L | 26-28      |
| Nov. 11  | Houston          | A | W | 24-14      |
| Nov. 18  | West Virginia    | A | L | 21-42      |
| Nov. 25  | Kansas           | H |   | TBD        |

## 2022 (8-5\* OVERALL, 4-4 ACC)

|          |                  |   |   |       |
|----------|------------------|---|---|-------|
| Sept. 3  | Syracuse         | A | L | 7-31  |
| Sept. 9  | UCF              | A | W | 20-14 |
| Sept. 16 | Florida State    | H | L | 31-35 |
| Sept. 24 | South Florida    | H | W | 41-3  |
| Oct. 1   | Boston College   | A | L | 33-34 |
| Oct. 8   | Virginia         | A | W | 34-17 |
| Oct. 22  | Pittsburgh       | H | W | 24-10 |
| Oct. 29  | [10] Wake Forest | H | W | 48-21 |
| Nov. 5   | James Madison    | H | W | 34-10 |
| Nov. 12  | [10] Clemson     | A | L | 16-31 |
| Nov. 19  | [24] NC State    | H | W | 25-10 |
| Nov. 26  | Kentucky         | A | L | 13-26 |
| Dec. 17  | Cincinnati^^     | N | W | 24-7  |

^^Overall record indicates team record; did not coach in the Wasabi Fenway Bowl

## 2021 (6-7 OVERALL, 4-4 ACC)

|          |                  |   |   |       |
|----------|------------------|---|---|-------|
| Sept. 6  | Ole Miss         | N | L | 24-43 |
| Sept. 11 | Eastern Kentucky | H | W | 30-3  |
| Sept. 17 | UCF              | H | W | 42-35 |
| Sept. 25 | Florida State    | A | W | 31-23 |
| Oct. 2   | [24] Wake Forest | A | L | 34-37 |
| Oct. 9   | Virginia         | H | L | 33-34 |
| Oct. 23  | Boston College   | H | W | 28-14 |
| Oct. 30  | NC State         | A | L | 13-28 |
| Nov. 6   | Clemson          | H | L | 24-30 |
| Nov. 13  | Syracuse         | H | W | 41-3  |
| Nov. 18  | Duke             | A | W | 62-22 |
| Nov. 27  | Kentucky         | H | L | 21-52 |
| Dec. 28  | Air Force^       | N | L | 28-31 |

^ - ServPro First Responder Bowl, Dallas, Texas

## 2020 (4-7 OVERALL, 3-7 ACC)

|          |                   |   |   |       |
|----------|-------------------|---|---|-------|
| Sept. 12 | Western Kentucky  | H | W | 35-21 |
| Sept. 19 | [17] Miami (Fla.) | H | L | 34-47 |
| Sept. 26 | [21] Pittsburgh   | A | L | 20-23 |
| Oct. 9   | Georgia Tech      | A | L | 27-46 |
| Oct. 17  | [4] Notre Dame    | A | L | 7-12  |
| Oct. 24  | Florida State     | H | W | 48-16 |
| Oct. 31  | Virginia Tech     | H | L | 35-42 |
| Nov. 14  | Virginia          | A | L | 17-31 |
| Nov. 20  | Syracuse          | H | W | 30-0  |
| Nov. 28  | Boston College    | A | L | 27-34 |
| Dec. 12  | Wake Forest       | H | W | 45-21 |

## 2019 (8-5 OVERALL, 5-3 ACC)

|          |                    |   |   |       |
|----------|--------------------|---|---|-------|
| Sept. 2  | [9] Notre Dame     | H | L | 17-35 |
| Sept. 7  | Eastern Kentucky   | H | W | 42-0  |
| Sept. 14 | Western Kentucky   | N | W | 38-21 |
| Sept. 21 | Florida State      | A | L | 24-35 |
| Oct. 5   | Boston College     | H | W | 41-39 |
| Oct. 12  | [19] Wake Forest   | A | W | 62-59 |
| Oct. 19  | [3] Clemson        | H | L | 10-45 |
| Oct. 26  | Virginia           | H | W | 28-21 |
| Nov. 9   | Miami              | A | L | 27-52 |
| Nov. 16  | NC State           | A | W | 34-20 |
| Nov. 23  | Syracuse           | H | W | 56-34 |
| Nov. 30  | Kentucky           | A | L | 13-45 |
| Dec. 30  | Mississippi State^ | N | W | 38-28 |

^ - Music City Bowl, Nashville, Tenn.

## 2018 (11-2 OVERALL, 7-1 SUN BELT) • SUN BELT CHAMPS

|          |                   |   |   |            |
|----------|-------------------|---|---|------------|
| Sept. 1  | [10] Penn State   | A | L | 38-45 [OT] |
| Sept. 8  | Charlotte         | A | W | 45-9       |
| Sept. 15 | Southern Miss     |   |   | Canceled   |
| Sept. 22 | Gardner-Webb      | H | W | 72-7       |
| Sept. 29 | South Alabama     | H | W | 52-7       |
| Oct. 9   | Arkansas State    | A | W | 35-9       |
| Oct. 20  | Louisiana         | H | W | 27-17      |
| Oct. 25  | Georgia Southern  | A | L | 14-34      |
| Nov. 3   | NAVY *            | A | W | 42-0       |
| Nov. 10  | Texas State       | A | W | 38-7       |
| Nov. 17  | Georgia State     | H | W | 45-17      |
| Nov. 24  | Troy              | H | W | 21-10      |
| Dec. 1   | Louisiana%        | H | W | 30-19      |
| Dec. 15  | Middle Tennessee^ | N | W | 45-13      |

^ - did not coach in the R+L Carriers New Orleans Bowl

% - Sun Belt Championship Game

## 2017 (9-4 OVERALL, 7-1 SUN BELT) • SUN BELT CHAMPS

|          |                  |   |   |             |
|----------|------------------|---|---|-------------|
| Sept. 2  | [15] Georgia     | A | L | 10-31       |
| Sept. 9  | Savannah State   | H | W | 54-7        |
| Sept. 16 | Texas State      | A | W | 20-13       |
| Sept. 23 | Wake Forest      | H | L | 19-20       |
| Oct. 7   | New Mexico State | H | W | 45-31       |
| Oct. 14  | Idaho            | A | W | 23-20       |
| Oct. 21  | Coastal Carolina | H | W | 37-29       |
| Oct. 28  | Massachusetts    | A | L | 27-30 [2OT] |
| Nov. 4   | Louisiana Monroe | A | L | 45-52       |
| Nov. 9   | Georgia Southern | H | W | 27-6        |
| Nov. 25  | Georgia State    | A | W | 31-10       |
| Dec. 2   | Louisiana        | H | W | 63-14       |
| Dec. 23  | vs. Toledo^      | N | W | 34-0        |

^ - Dollar General Bowl

## 2016 (10-3 OVERALL, 7-1 SUN BELT) • SUN BELT CHAMPS

|          |                   |   |   |            |
|----------|-------------------|---|---|------------|
| Sept. 1  | [9] Tennessee     | A | L | 13-20 [OT] |
| Sept. 10 | Old Dominion      | H | W | 31-7       |
| Sept. 17 | [25] Miami (Fla.) | H | L | 10-45      |
| Sept. 24 | Akron             | A | W | 45-38      |
| Oct. 1   | Georgia State     | H | W | 17-3       |
| Oct. 12  | Louisiana         | A | W | 24-0       |
| Oct. 22  | Idaho             | H | W | 37-19      |
| Oct. 27  | Georgia Southern  | A | W | 34-10      |
| Nov. 5   | Texas State       | H | W | 35-10      |
| Nov. 12  | Troy              | A | L | 24-28      |
| Nov. 19  | Louisiana Monroe  | H | W | 42-17      |
| Nov. 26  | New Mexico State  | A | W | 37-7       |
| Dec. 17  | Toledo^           | N | W | 31-28      |

^ - Raycom Media Camellia Bowl

## 2015 (11-2 OVERALL, 7-1 SUN BELT)

|          |                  |   |   |             |
|----------|------------------|---|---|-------------|
| Sept. 5  | Howard           | H | W | 49-0        |
| Sept. 12 | [12] Clemson     | A | L | 10-41       |
| Sept. 26 | Old Dominion     | A | W | 49-0        |
| Oct. 3   | Wyoming          | W | W | 31-13       |
| Oct. 10  | Georgia State    | A | W | 37-3        |
| Oct. 17  | Louisiana Monroe | A | W | 59-14       |
| Oct. 22  | Georgia Southern | H | W | 31-13       |
| Oct. 31  | Troy             | H | W | 44-41 [3OT] |
| Nov. 5   | Arkansas State   | H | L | 27-40       |
| Nov. 14  | Idaho            | A | W | 47-20       |
| Nov. 28  | Louisiana        | H | W | 28-7        |
| Dec. 5   | South Alabama    | A | W | 34-27       |
| Dec. 19  | Ohio^            | N | W | 31-29       |

^ - Raycom Media Camellia Bowl

## 2014 (7-5 OVERALL, 6-2 SUN BELT)

|          |                  |   |   |            |
|----------|------------------|---|---|------------|
| Aug. 30  | Michigan         | A | L | 14-52      |
| Sept. 6  | Campbell         | H | W | 66-0       |
| Sept. 20 | Southern Miss    | A | L | 20-21      |
| Sept. 25 | Georgia Southern | A | L | 14-34      |
| Oct. 4   | South Alabama    | H | L | 21-47      |
| Oct. 11  | Liberty          | H | L | 48-55 [OT] |
| Oct. 18  | Troy             | A | W | 53-14      |
| Nov. 1   | Georgia State    | H | W | 44-0       |
| Nov. 8   | Louisiana Monroe | H | W | 31-29      |
| Nov. 15  | Arkansas State   | A | W | 37-32      |
| Nov. 22  | Louisiana        | A | W | 35-16      |
| Nov. 29  | Idaho            | H | W | 45-28      |

## 2013 (4-8 OVERALL, 4-4 SOCON)

|          |                     |   |   |       |
|----------|---------------------|---|---|-------|
| Aug. 31  | Montana             | A | L | 6-30  |
| Sept. 7  | North Carolina A&T  | H | L | 21-24 |
| Sept. 21 | Elon                | A | W | 31-21 |
| Sept. 28 | Charleston Southern | H | L | 24-27 |
| Oct. 5   | The Citadel         | A | L | 28-31 |
| Oct. 12  | Samford             | H | L | 10-34 |
| Oct. 19  | Furman              | A | L | 10-27 |
| Oct. 26  | Georgia Southern    | H | W | 38-14 |
| Nov. 2   | Chattanooga         | H | L | 28-35 |
| Nov. 9   | Georgia             | A | L | 6-45  |
| Nov. 16  | Wofford             | A | W | 33-21 |
| Nov. 23  | Western Carolina    | H | W | 48-27 |




## ASSISTANT COACHES & SUPPORT STAFF (IN-GAME LOCATION)



**BRYAN BROWN (F)**  
ASSOCIATE HEAD COACH / DEFENSIVE COORDINATOR  
FIRST SEASON • OLE MISS '06

- A multiple-time Broyles Award nominee (including 2023), Brown spent four seasons as the defensive coordinator at Louisville.
- He spent six seasons at Appalachian State, coaching cornerbacks from 2012 to 2018 and was also defensive coordinator in 2018.
- In 2022, Louisville lead the nation in sacks (50) and fourth down defense (.190) and ranked third in takeaways (30), eighth in tackles for loss (97) and No. 11 in scoring defense (19.2).
- He played defensive back at Ole Miss from 2003 to 2006. He also played point guard on the Ole Miss basketball team in 2002.
- He and his wife, Courtney, have a son, Bryson, and a daughter, Elle.



**NIC CARDWELL (F)**  
ASSISTANT COACH / OFFENSIVE LINE  
FIRST SEASON • APPALACHIAN STATE '08

- Cardwell coached the offensive line at Louisville in 2022 after two seasons in the same role at Appalachian State. He also coached tight ends for the Mountaineers.
- Louisville rank second in the ACC and No. 22 nationally in rushing offense (200.6). He developed offensive linemen Caleb Chandler and Bryan Hudson to All-ACC honors.
- App State's offensive line was one of 13 semifinalists for the Joe Moore Award in 2021, where the Mountaineers allowed an average of 1.21 sacks per game, which ranked 12th in the country.
- He and his wife, Kira, have three children: Kai, Blakely and Brewer.




**BRAD GLENN (PB)**  
OFFENSIVE COORDINATOR / WIDE RECEIVERS  
FIRST SEASON • CLEMSON '95

- A 29-year veteran of the coaching ranks who spent the 2022 season as the passing game coordinator and quarterbacks coach at Virginia Tech following a very successful run as the offensive coordinator and quarterbacks coach at Georgia State from 2019 to 21.
- GSU averaged a school-record 33.3 ppg in 2020 and set school records for total yards (439.8 ypg) and rushing (241.6 ypg) in 2019.
- Spent seven seasons as the associate head coach, offensive coordinator and quarterbacks coach at Western Carolina and 2005-11 as a position coach at Appalachian State.
- He and his wife, Anna, have a son, Hank, and daughters, Zoey and Landry.



**WALTER STEWART (F)**  
ASSISTANT COACH / DEFENSIVE LINE  
SECOND SEASON • CINCINNATI '12

- Stewart enters his second season after returning to UC in 2022.
- He has coached three All-Americans over his 10-year coaching career, including Cincinnati defensive lineman Dontay Corleone, who was PFF's top-rated defensive player in 2022.
- He has coached at UC, Temple, ECU, Florida A&M and Tennessee.
- He played for UC from 2008-12 as a defensive lineman. He was a team captain and second-team All-BIG EAST selection as a senior in 2012.
- He and his wife, Rebecca, have a daughter, Niya, and son, Nolan.



**KERRY COOMBS (F)**  
SPECIAL TEAMS COORDINATOR / CORNERBACKS  
SEVENTH SEASON (SECOND IN A ROW) • DAYTON '83

- Coombs rejoined the UC football staff in 2022 as the CB coach and special teams coordinator. He was on staff from 2007-11, too.
- Served as UC's interim head coach for the 2022 Wasabi Fenway Bowl.
- Coombs spent 2020 and 2021 as Ohio State's defensive coordinator, returning after coaching the Buckeyes for six seasons (2012-17), where he mentored five first-round picks.
- As the head coach at Colerain High School in Cincinnati, he went to 10 state playoffs and won a state title in 2004.
- He and his wife Holly are the parents of three children, Brayden, Courtney and Dylan.



**DE'RAIL SIMS (F)**  
ASSISTANT COACH / RUNNING BACKS  
FIRST SEASON • PIKEVILLE '10

- A running backs coach for over a decade, Sims coached the position at Louisville, East Carolina, James Madison, Western Carolina and Carson-Newman, among other stops.
- He helped JMU win the 2016 FCS national championship.
- Louisville in the national Top 25 in rushing in 2022 and 2021.
- The Union, S.C. native was a two-year starter at Pikeville (2006-08) before joining the coaching staff as a student assistant.
- Sims and his wife, Lauren, have two daughters, Amayah and Alivia.



**NATE FUQUA (PB)**  
CO-DEFENSIVE COORDINATOR / OLBs  
FIRST SEASON • WOFFORD '03

- Fuqua (pronounced FEW-quay) served as the defensive coordinator and outside linebackers coach at Georgia State for six seasons, from 2017-22.
- He led some of the top defenses in Panthers' history, including a 2021 squad that set school records with 38 sacks and 92 TFLs.
- Fuqua coached for 12 seasons at his alma mater Wofford where he was a two-time All-American. He led the defense for three seasons, helping the Terriers to the FCS quarterfinals in 2016.
- He and his wife, Tiffany, have a daughter, Natalie Marie, and a son, Webb Kirkland.



**JOSH STEPP (F)**  
ASSISTANT COACH / TIGHT ENDS  
FIRST SEASON • NEWBERRY '07

- Stepp comes from Louisville, where coached tight ends and served as the recruiting coordinator in 2022. He helped lead an offense that averaged more than 400 yards per game.
- Coached Marshon Ford to honorable mention All-ACC accolades. Ford led the team in receiving touchdowns and ranked second in receptions (33) and receiving yards (434).
- Spent six seasons at Georgia State, where he coached tight ends and running backs before he was promoted to offensive coordinator and quarterbacks coach in 2022.
- He and his wife Caryn have four daughters: Rilee Hope, Emma Paisley, Hadley James and Blakely Ryanne.



**CORTNEY BRASWELL (F)**  
ASSISTANT COACH / INSIDE LINEBACKERS  
FIRST SEASON • DALTON STATE '13

- Braswell spent the last two seasons coaching inside linebackers at Army following a year coaching outside linebackers at Appalachian State.
- Mentored Arik Smith, who posted 86 tackles and 10.5 tackles for loss, to be earn the Defender of the Nation Award, which honors the top defensive player on a service academy in the nation.
- Served as a defensive quality control coach on Scott Satterfield's first Louisville team that improved by six wins in 2019.
- Braswell has two sons, Cayden and Isaiah.



**PETE THOMAS (PB)**  
ASSISTANT COACH / QUARTERBACKS  
FIRST SEASON • NC STATE '14

- Thomas spent the last four seasons on at Louisville following two seasons at Appalachian State. He was elevated to quarterbacks coach in 2021.
- Developed Malik Cunningham to become the sixth FBS player to pass for 9,000 yards and rush for 3,000 yards in a career. Cunningham became the second quarterback in school history to rush for 1,000 yards and also passed for 2,941 yards and 19 touchdowns in Thomas' first year as quarterbacks coach.
- For his playing career, Thomas threw for more than 9,000 yards and 36 touchdowns, completing 61.7 percent of his passes.

## PLAYER PROFILES - OFFENSE



## 56 // DEONDRE BUFORD

OL / R-JR. / 6-3 / 315

DETROIT, MICH. / MARTIN LUTHER KING / KENTUCKY

- Has started all 11 games at RT for nation's sixth-ranked rushing offense.
- Played in 15 career games for Kentucky from 2020-22. Appeared in all 13 games for Kentucky in 2022, seeing action at both the guard and tackle spots with a pair of starts, including against No. 1 Georgia.
- Former four-star recruit by 247 Sports.



## 53 // GAVIN GERHARDT

OL / R-JR. / 6-4 / 305

XENIA, OHIO / XENIA

- Has started at center in 10 games and has 23 starts in his career.
- Team captain who is Big 12's third-highest graded center (70.3) according to PFF.
- Leader of nation's sixth-ranked rushing offense (215.8) and No. 31 total offense (433.7)
- Started all 13 games at center in 2022, snapped for two different quarterbacks and helped three different running backs to have 100-yard rushing games.
- Saw time as a first-team guard before a season-ending injury to incumbent starter Jake Renfro forced Gerhardt to move to center in 2022 fall camp.



## 8 // XZAVIER HENDERSON

WR / SR. / 6-3 / 200

MIAMI, FLA. / COLUMBUS / FLORIDA

- Ranks sixth in the Big 12 in both receiving ypg (68.4) and receptions (54 pg).
- Has three 100-yard games in 2023.
- Had six catches for 104 yards at WVU.
- Totaled four catches for 82 yards, including a season-long 53-yarder, at Oklahoma State.
- Finished with eight catches for 82 yards and two TDs vs. Baylor.
- Had 140 yards on a career-high 12 catches vs. Miami (OH)...The most catches since Kahlil Lewis in 2018 and the fourth-most receptions in a game in program history.
- Recorded a career-high 149 yards on seven receptions and a touchdown vs. ECU.
- Appeared in 35 games with 13 starts at Florida from 2020-22, totaling 73 receptions for 835 yards and five touchdowns.

## CAREER RECEIVING STATISTICS

| SEASON       | GP        | REC        | YDS         | TD       | LONG      | AVG/C       |
|--------------|-----------|------------|-------------|----------|-----------|-------------|
| 2020 (UF)    | 10        | 9          | 148         | 1        | 43        | 16.4        |
| 2021 (UF)    | 13        | 26         | 277         | 2        | 35        | 10.7        |
| 2022 (UF)    | 11        | 38         | 410         | 2        | 78        | 10.8        |
| 2023         | 11        | 54         | 752         | 3        | 55        | 13.9        |
| <b>TOTAL</b> | <b>45</b> | <b>127</b> | <b>1587</b> | <b>8</b> | <b>78</b> | <b>12.5</b> |

## CAREER KICK RETURN STATISTICS

| SEASON       | GP        | ATT       | YDS        | TD       | LONG      | AVG/R       |
|--------------|-----------|-----------|------------|----------|-----------|-------------|
| 2020 (UF)    | 10        | 0         | 0          | 0        | 0         | 0           |
| 2021 (UF)    | 13        | 3         | 26         | 0        | 14        | 8.6         |
| 2022 (UF)    | 11        | 7         | 111        | 0        | 23        | 15.9        |
| 2023         | 11        | 12        | 212        | 0        | 37        | 17.7        |
| <b>TOTAL</b> | <b>45</b> | <b>22</b> | <b>349</b> | <b>0</b> | <b>37</b> | <b>15.8</b> |

## CAREER HIGHS \*At Florida (2020-22)

RECEPTIONS: 12, vs. Miami (OH) 9/16/23

RECEIVING YARDS: 149, vs. ECU 9/2/23

RECEIVING TOUCHDOWNS: 2, vs. Baylor 10/21/23

LONG RECEPTION: 78, vs. Georgia 10/29/22\*

LONG PUNT RETURN: 48, vs. Missouri 10/8/22\*

LONG KICK RETURN: 37, vs. Baylor 10/21/23



## 67 // LUKE KANDRA

OL / R-JR. / 6-4 / 320

CINCINNATI, OHIO / ELDER / LOUISVILLE

- All-conference and All-America caliber right guard who has started all 11 games.
- No. 1-rated Power 5 right guard according to PFF.
- Has played the most snaps (821) of any Power 5 guard in the nation.
- No. 4-rated OL and No. 2 overall guard in Big 12 (78.5 rating) according to PFF.
- Leads UC with 67 knockdowns, has zero penalties and has allowed just two sacks.
- UC's highest-graded OL in nine of 11 games.
- Paves the way for nation's sixth-ranked rushing offense (215.8).
- Former Elder High School in Cincinnati standout who appeared in 21 games with two starts across the offensive line for Louisville from 2020-22.



## 21 // COREY KINER

RB / JR. / 5-9 / 215

CINCINNATI, OHIO / ROGER BACON / LSU

- Has five 100-yard rushing performances in 2023 and six for is career.
- Ranks eighth in the Big 12 with 85.6 rushing yards per game.
- Has three 100-yard games at home in 2023 (EKU, Baylor, UCF).
- Finished with 129 yards and career highs of two TDs and 23 carries at Houston. Had second-longest rush of his career (62 yards) in the 24-14 win.
- Totaled 114 yards and one TD on 19 carries against UCF.
- Totaled 79 yards on 17 carries before leaving due to injury at Oklahoma State.
- Had a 129-yard, 15-carry performance against Baylor.
- Tallied 19 attempts for 77 yards, in addition to three receptions for 12 yards at BYU.
- Added 33 yards and a rushing touchdown vs. Miami (OH).
- Recorded a career-high in yards and attempts at Pittsburgh, totaling 153 yards on 20 carries with a touchdown. He also broke a career-long 68 yard rush.
- Made his first career start and finished with 13 carries for 105 yards vs. ECU.
- Had rushing touchdown in each of his first five games in 2022.
- Recorded a 106-yard, one-touchdown performance on 12 carries at Tulsa, including a career-long 52 yard touchdown.
- Earned valuable reps as a true freshman at LSU, totaling 79 carries for 324 yards-4.1 per carry - and two touchdowns in 2021.

## CAREER RUSHING STATISTICS

| SEASON       | GP        | ATT        | YDS         | TD        | LONG      | AVG/C      |
|--------------|-----------|------------|-------------|-----------|-----------|------------|
| 2021 (LSU)   | 11        | 79         | 320         | 2         | 26        | 4.1        |
| 2022         | 10        | 81         | 362         | 5         | 52        | 4.5        |
| 2023         | 11        | 174        | 941         | 5         | 68        | 5.4        |
| <b>TOTAL</b> | <b>32</b> | <b>334</b> | <b>1632</b> | <b>12</b> | <b>68</b> | <b>4.9</b> |

## CAREER RECEIVING STATISTICS

| SEASON       | GP        | REC       | YDS       | TD       | LONG      | AVG/C      |
|--------------|-----------|-----------|-----------|----------|-----------|------------|
| 2021 (LSU)   | 11        | 2         | 10        | 0        | 6         | 5.0        |
| 2022         | 10        | 2         | 2         | 0        | 1         | 1.0        |
| 2023         | 11        | 14        | 51        | 0        | 16        | 4.1        |
| <b>TOTAL</b> | <b>32</b> | <b>16</b> | <b>61</b> | <b>0</b> | <b>16</b> | <b>3.8</b> |

## CAREER HIGHS \*At LSU (2021)

RUSH ATTEMPTS: 23, at Houston 11/11/23

RUSH YARDS: 153, at Pittsburgh 9/9/23

RUSH TOUCHDOWNS: 2, at Houston 11/11/23

LONG RUSH: 68, at Pittsburgh 9/9/23

RECEPTIONS: 3, at BYU 9/29/23, vs. Oklahoma 9/23/23

RECEIVING YARDS: 37, vs. Oklahoma 9/23/23

LONG RECEPTION: 16, vs. Oklahoma 9/23/23

TOTAL ATTEMPTS: 22, (19 rush, 3 receiving) at BYU 9/29/23, (20 rush, 2 receiving) at Pittsburgh 9/9/23

## PLAYER PROFILES - OFFENSE



## 5 // EMORY JONES

QB / R-SR.\* / 6-3 / 210

LA GRANGE, GA. / HEARD COUNTY / FLORIDA / ARIZONA STATE

Big 12 Offensive Player and Rookie of the Week (Week 1)

- Started first 10 games at QB for UC in 2023 and has 30 starts in his career.
- Ranks sixth in the Big 12 in total offense (237.6).
- Currently averaging 192.3 passing yards and 45.4 rushing yards per game - both career bests.
- Completed 13 of 16 passes for 131 yards and a score at Houston.
- Went 23-of-37 for 256 yards and three TDs with 94 rush yards on 14 atts. at BYU.
- Finished 18-of-35 for 265 yards and a season-high 101 rushing yards on a career-high 20 attempts vs. Miami (OH). The 101 yards were the second most of his career.
- Finished 19-of-23 for 345 yards and five passing touchdowns, in addition to 26 rushing yards on nine attempts and two rushing touchdowns vs. ECU.
- Set the single-game program record for total touchdowns by a quarterback with seven touchdowns — five passing and two rushing - and tied his single game record vs. ECU. He also became the first Bearcat quarterback to throw for five touchdowns since Gunner Kiel versus UCF on Oct. 31, 2015.
- Jones threw for 326 yards in the first half for his second career 300-yard game and was responsible for all six first-half touchdowns vs. ECU. He was named the Big 12 Offensive Player and Rookie of the Week following Week 1 action.
- Sixth-year veteran quarterback who brought 20 games of starting experience with stints at Arizona State (2022) and Florida (2018-21).
- Has completed 404-of-631 pass attempts (.640) for 4,880 yards and 33 touchdowns over 45 career games entering 2023 season.
- Completed 125-of-199 (.628) pass attempts for 1,533 yards and seven touchdowns, in addition to four rushing touchdowns, in eight games with seven starts for the Arizona State in 2022.
- Started 12 games at Florida in 2021 and finished with 2,734 yards passing and 19 touchdowns, in addition to 758 yards and four touchdowns on the ground.
- Had a 464-yard, six-touchdown passing game with Florida vs. Samford in 2021, in which he added 86 rushing yards and a score for a program-record 550 total yards.

## CAREER PASSING STATISTICS

| SEASON       | GP        | COMP       | ATT        | PCT         | YDS         | TD        | INT       | LONG      | AVG/P       |
|--------------|-----------|------------|------------|-------------|-------------|-----------|-----------|-----------|-------------|
| 2018 (UF)    | 4         | 12         | 16         | 75.0        | 125         | 2         | 0         | 35        | 10.4        |
| 2019 (UF)    | 11        | 25         | 38         | 65.8        | 267         | 3         | 0         | 48        | 10.7        |
| 2020 (UF)    | 9         | 18         | 32         | 56.3        | 221         | 2         | 1         | 30        | 12.3        |
| 2021 (UF)    | 13        | 224        | 346        | 64.7        | 2734        | 19        | 13        | 61        | 12.2        |
| 2022 (ASU)   | 8         | 125        | 199        | 62.8        | 1533        | 7         | 4         | 73        | 12.3        |
| 2023         | 11        | 182        | 295        | 61.7        | 2115        | 17        | 10        | 55        | 11.6        |
| <b>TOTAL</b> | <b>56</b> | <b>586</b> | <b>926</b> | <b>63.3</b> | <b>6995</b> | <b>50</b> | <b>28</b> | <b>73</b> | <b>11.9</b> |

## CAREER RUSHING STATISTICS

| SEASON       | GP        | ATT        | YDS         | TD        | LONG      | AVG/C      |
|--------------|-----------|------------|-------------|-----------|-----------|------------|
| 2018 (UF)    | 4         | 18         | 41          | 0         | 15        | 2.3        |
| 2019 (UF)    | 11        | 42         | 256         | 4         | 29        | 6.1        |
| 2020 (UF)    | 9         | 32         | 217         | 2         | 22        | 6.8        |
| 2021 (UF)    | 13        | 143        | 758         | 4         | 49        | 5.3        |
| 2022 (ASU)   | 8         | 59         | 31          | 4         | 23        | 0.5        |
| 2023         | 11        | 142        | 499         | 4         | 25        | 3.5        |
| <b>TOTAL</b> | <b>56</b> | <b>436</b> | <b>1802</b> | <b>18</b> | <b>49</b> | <b>4.1</b> |

**CAREER HIGHS:** !While at Arizona State (2022); \*While at Florida (2018-21)**PASSING ATTEMPTS:** 41, vs. Oklahoma 9/23/23**PASSING COMPLETIONS:** 28, vs. Samford 11/13/21\***PASSING YARDS:** 464, vs. Samford 11/13/21\***PASSING TOUCHDOWNS:** 6, vs. Samford 11/13/21\***LONGEST PASS:** 73, at Oklahoma State 9/10/22!**TOTAL ATTEMPTS:** 56 (41 pass, 15 rush), vs. Oklahoma 9/23/23**TOTAL YARDS:** 550, vs. Samford 11/13/21\***TOTAL TOUCHDOWNS:** 7 vs. ECU 9/2/23; vs. Samford 11/13/21\***RUSHING ATTEMPTS:** 20 vs. Miami (OH) 9/16/23**RUSHING YARDS:** 144, vs. Tennessee 9/25/21\***RUSHING TOUCHDOWNS:** 3 vs. Vanderbilt, 11/9/19\*

## 16 // BRADY LICHTENBERG

QB / R-SO. / 6-1 / 208

TOLEDO, OHIO / ST. JOHN'S JESUIT

- Made first start against WVU, going 2-for-3 for 25 yards.
- Saw action in three series at Houston, completing 4 of 7 passes for 33 yards.
- Played two first-half series against UCF, completing 3 of 5 passes for 50 yards.
- Played quarterback for most of the fourth quarter at Oklahoma State, finishing 5 of 9 for 48 yards with a 21-yard touchdown to Aaron Turner.
- Played against Iowa State - his second game with action this season.
- Saw action and scored his first two touchdowns vs. ECU on a four-yard rush and a 65-yard touchdown connection to Barry Jackson Jr.

## CAREER PASSING STATISTICS

| SEASON       | GP       | COMP      | ATT       | PCT         | YDS        | TD       | INT      | LONG      | AVG/P       |
|--------------|----------|-----------|-----------|-------------|------------|----------|----------|-----------|-------------|
| 2022         | 2        | 0         | 0         | 0           | 0          | 0        | 0        | 0         | 0           |
| 2023         | 6        | 19        | 31        | 61.3        | 252        | 2        | 0        | 65        | 13.3        |
| <b>TOTAL</b> | <b>8</b> | <b>19</b> | <b>31</b> | <b>61.3</b> | <b>252</b> | <b>2</b> | <b>0</b> | <b>65</b> | <b>13.3</b> |

## CAREER HIGHS

**PASSING ATTEMPTS:** 9, at Oklahoma State 10/28/23**PASSING COMPLETIONS:** 5, at Oklahoma State 10/28/23**PASSING YARDS:** 93, vs. ECU 9/2/23**PASSING TOUCHDOWNS:** 1, vs. ECU 9/2/23, at Oklahoma State 10/28/23**LONGEST PASS:** 65, vs. ECU 9/2/23

## PLAYER PROFILES - OFFENSE



## 26 // MYLES MONTGOMERY

RB / R-SO. / 5-11 / 205

JACKSONVILLE, FLA. / FLETCHER

- Provides gamebreaking speed and has two 100-yard games in his career.
- His 6.6 ypc average is the highest among the Big 12's top 30 rushers in 2023.
- Has the third-highest grade of any Big 12 RB (84.7).
- Totaled 90 yards on just eight carries, including a 63-yard first quarter touchdown, in the first half at Oklahoma State before he left the game due to injury.
- Recorded a 103-yard, two TD, 10-carry performance against Baylor.
- Totaled 61 yards on a career-high 12 attempts at BYU.
- Sprinted to a 76-yard touchdown in a five-carry, 104-yard rushing performance vs. Kennesaw State in 2022.

## CAREER RUSHING STATISTICS

| SEASON       | GP        | ATT       | YDS        | TD       | LNG       | AVG/C      |
|--------------|-----------|-----------|------------|----------|-----------|------------|
| 2021         | 2         | 0         | 0          | 0        | 0         | 0          |
| 2022         | 6         | 14        | 120        | 1        | 76        | 8.6        |
| 2023         | 11        | 63        | 413        | 3        | 63        | 6.6        |
| <b>TOTAL</b> | <b>19</b> | <b>77</b> | <b>533</b> | <b>4</b> | <b>76</b> | <b>6.9</b> |

## CAREER HIGHS

TOTAL ATTEMPTS: 14 (12 rush, 2 receiving), at BYU 9/29/23

TOTAL YARDS: 104, vs. Kennesaw State 9/10/22

RUSHING ATTEMPTS: 12, at BYU 9/29/23

RUSHING YARDS: 104, vs. Kennesaw State 9/10/22

RUSHING TOUCHDOWNS: 2, vs. Baylor 10/21/23



## 22 // RYAN MONTGOMERY

RB / SR.\* / 5-10 / 205

FRANKLIN, OHIO / FRANKLIN

- Veteran running back who has played in 53 career games. Has two 100-yard games in 2023.
- Returned from injury to rush for a career-best 113 yards and one TD on eight carries vs. UCF. Followed that with a 7-yard TD catch at Houston.
- Rushed for a career-high 104 yards on a career-high 20 attempts vs. Miami (OH).
- Tallied 11 rushing yards, 25 receiving yards and 12 punt return yards vs. EKU.
- Ranks third in UC history with 70 career punt returns and 684 punt return yards.
- Totaled 270 rushing yards and five touchdowns and added four receptions for 65 yards despite missing three games due to injury suffered in season opener in 2022.
- Added 95 yards and two touchdowns against Tulane in the 2022.
- Rushed for 312 yards on 46 attempts and three touchdowns and was named to Pro Football Focus' All-AAC Third Team as a punt returner in 2021.

## CAREER KICK RETURN STATISTICS

| SEASON       | GP        | ATT      | YDS        | TD       | LONG      | AVG/R       |
|--------------|-----------|----------|------------|----------|-----------|-------------|
| 2019         | 14        | 1        | 14         | 0        | 14        | 14.0        |
| 2020         | 10        | 4        | 87         | 0        | 32        | 21.8        |
| 2021         | 14        | 0        | 0          | 0        | 0         | 0.0         |
| 2022         | 9         | 2        | 19         | 0        | 11        | 9.5         |
| 2023         | 6         | 0        | 0          | 0        | 0         | 0           |
| <b>TOTAL</b> | <b>53</b> | <b>7</b> | <b>120</b> | <b>0</b> | <b>32</b> | <b>17.1</b> |

## CAREER PUNT RETURN STATISTICS

| SEASON       | GP        | ATT       | YDS        | TD       | LONG      | AVG/R      |
|--------------|-----------|-----------|------------|----------|-----------|------------|
| 2019         | 14        | 28        | 258        | 0        | 25        | 9.2        |
| 2020         | 10        | 14        | 110        | 0        | 21        | 7.9        |
| 2021         | 14        | 20        | 229        | 0        | 30        | 11.5       |
| 2022         | 9         | 7         | 75         | 0        | 31        | 10.7       |
| 2023         | 6         | 2         | 16         | 0        | 12        | 8.0        |
| <b>TOTAL</b> | <b>53</b> | <b>72</b> | <b>688</b> | <b>0</b> | <b>31</b> | <b>9.5</b> |

## CAREER RUSHING STATISTICS

| SEASON       | GP        | ATT        | YDS         | TD        | LONG      | AVG/C      |
|--------------|-----------|------------|-------------|-----------|-----------|------------|
| 2019         | 14        | 20         | 106         | 2         | 26        | 5.3        |
| 2020         | 10        | 15         | 41          | 0         | 7         | 2.7        |
| 2021         | 14        | 46         | 312         | 3         | 55        | 6.8        |
| 2022         | 9         | 63         | 270         | 5         | 39        | 4.3        |
| 2023         | 7         | 46         | 280         | 1         | 29        | 6.1        |
| <b>TOTAL</b> | <b>54</b> | <b>190</b> | <b>1009</b> | <b>11</b> | <b>55</b> | <b>5.3</b> |

## CAREER RECEIVING STATISTICS

| SEASON       | GP        | REC       | YDS        | TD       | LONG      | AVG/C      |
|--------------|-----------|-----------|------------|----------|-----------|------------|
| 2019         | 14        | 0         | 0          | 0        | 0         | 0.0        |
| 2020         | 10        | 4         | 16         | 0        | 10        | 4.0        |
| 2021         | 14        | 6         | 42         | 1        | 19        | 7.0        |
| 2022         | 9         | 4         | 65         | 0        | 30        | 16.3       |
| 2023         | 7         | 8         | 69         | 1        | 25        | 8.6        |
| <b>TOTAL</b> | <b>54</b> | <b>22</b> | <b>192</b> | <b>2</b> | <b>30</b> | <b>8.7</b> |

## CAREER HIGHS

RUSHING ATTEMPTS: 20, vs. Miami (OH) 9/16/23

RUSHING YARDS: 113, vs UCF 11/04/23

RUSHING TOUCHDOWNS: 2, vs. Tulane 11/25/22; at South Florida 11/12/21

LONGEST RUSH: 55, at South Florida 11/12/21

RECEPTIONS: 3, at West Virginia 11/18/23

RECEIVING YARDS: 30, at UCF 10/29/22

LONGEST RECEPTION: 30, at UCF 10/29/22

LONGEST PUNT RETURN: 31, at Tulsa 10/1/22

LONGEST KICK RETURN: 32, vs. Tulsa 12/19/20



## PLAYER PROFILES - OFFENSE



## 11 // DONOVAN OLLIE

WR / R-SR. / 6-3 / 212

WYLIE, TEXAS / WYLIE / WASHINGTON STATE

- Had a 40-yard reception against UCF.
- Experienced receiver who brings 24 career starts, 70 receptions, 807 yards, four touchdowns in four seasons at Washington State from 2019-22.
- Made 11 starts and appeared in 12 games in 2022, tallying 43 receptions for 491 yards and three scores.
- Set career-high in yards and touchdowns and tied in receptions with a seven-catch, 82-yard, two-touchdown game vs. Colorado State in 2022.
- Started all 13 games for Washington State in 2021, totaling 26 catches for 301 yards and a touchdown.

## CAREER RECEIVING STATISTICS

| SEASON       | GP        | REC       | YDS        | TD       | LONG      | AVG/C       |
|--------------|-----------|-----------|------------|----------|-----------|-------------|
| 2020 (WSU)   | 3         | 1         | 15         | 0        | 15        | 15.0        |
| 2021 (WSU)   | 13        | 26        | 301        | 1        | 56        | 11.6        |
| 2022 (WSU)   | 12        | 43        | 491        | 3        | 60        | 11.4        |
| 2023         | 10        | 2         | 50         | 0        | 40        | 25.0        |
| <b>TOTAL</b> | <b>38</b> | <b>72</b> | <b>857</b> | <b>4</b> | <b>60</b> | <b>11.9</b> |

CAREER HIGHS \*At Washington State (2019-22)

RECEPTIONS: 7, vs. Colorado State 9/17/22\*; vs. Idaho 9/3/22\*

RECEIVING YARDS: 82, vs. Colorado State 9/17/22\*

RECEIVING TOUCHDOWNS: 2, vs. Colorado State 9/17/22\*

LONGEST RECEPTION: 60, vs. Oregon 9/24/22\*



## 3 // EVAN PRATER

WR / R-JR. / 6-3 / 208

CINCINNATI, OHIO / WYOMING

- Former QB who has appeared at wide receiver in all 11 games, making first start at WVU where he had a career-long 22-yard catch.
- Caught a two-point conversion against Baylor and had two receptions at OSU.
- Hauled in two catches for 24 yards vs. Oklahoma; had three for 31 yards vs. ECU.
- Transitioned to wide receiver in the spring after totaling 461 passing yards and 275 rushing yards with six total touchdowns in 17 games at quarterback from 2020-22.
- Held a 40-2 record at Wyoming High School in Cincinnati and was a four-star recruit who was rated the No. 45 overall player in 2020 by 247Sports.
- Named the 33rd Ohio Mr. Football in 2019. Prater is the fourth winner of Ohio's Mr. Football award to play for Cincinnati, including Michael Warren II (2016), Ben Mauk (2002) and Akise Teague (2010).

## CAREER RECEIVING STATISTICS

| SEASON       | GP              | REC       | YDS        | TD       | LONG      | AVG/C      |
|--------------|-----------------|-----------|------------|----------|-----------|------------|
| 2023         | 10              | 12        | 114        | 0        | 22        | 9.5        |
| <b>TOTAL</b> | <b>10 (27)*</b> | <b>12</b> | <b>114</b> | <b>0</b> | <b>22</b> | <b>9.5</b> |

\*Has played in 27 career games - 17 at QB and 10 at WR.

## CAREER HIGHS

RECEPTIONS: 3, vs. ECU 9/2/23

RECEIVING YARDS: 31, vs. ECU 9/2/23

LONGEST RECEPTION: 22, at West Virginia 11/18/23




## 58 // TREVOR RADOSEVICH

OL / R-SR.\* / 6-4 / 310

ENGLISHTOWN, N.J. / MANALAPAN / PENN

- A versatile offensive lineman who started at center in the season opener vs. ECU and has appeared in eight games, including rotating at center vs. Baylor.
- Donned No. 87 as a sixth offensive linemen/tight end in short yardage situations at Houston.
- Spent five years on the Penn OL and was two-time team captain from 2018-22.
- Named First Team All-Ivy League in 2022 after earning Second-Team honors in 2021.
- Started all 10 games in 2022 - seven at center, three at right tackle - on a line that allowed only 15 sacks all season, tied for the fewest in the Ivy League, while also starting all 10 games in 2021 at center.
- Played in every game as a reserve for a line that ranked second in the Ivy League for fewest sacks allowed in 2019.



## 88 // PAYTEN SINGLETARY

TE / R-JR. / 6-4 / 235

THOMASVILLE, GA. / THOMASVILLE

- Started at tight end in eight games and totaled two touchdowns.
- Has three touchdowns on nine career receptions; UC is undefeated in those.
- Totaled three receptions for 31 yards at Houston before leaving with a season-ending injury.
- Hauled in a career-long 32-yard reception vs. Miami (OH).
- Tallied a career-high in receptions at Pittsburgh, finishing with four receptions for 24 yards and a touchdown.
- Appeared in 12 games and recorded one catch for 11 yards against Louisville in the 2022 Wasabi Fenway Bowl.
- Played in six games with one start in 2021, where he scored on his first-career catch via an 18-yard touchdown vs. Murray State.

## CAREER RECEIVING STATISTICS

| SEASON       | GP        | REC       | YDS        | TD       | LONG      | AVG/C      |
|--------------|-----------|-----------|------------|----------|-----------|------------|
| 2020         | 4         | 0         | 0          | 0        | 0         | 0.0        |
| 2021         | 6         | 2         | 22         | 1        | 18        | 11.0       |
| 2022         | 12        | 1         | 11         | 0        | 11        | 11.0       |
| 2023         | 10        | 12        | 115        | 2        | 32        | 9.6        |
| <b>TOTAL</b> | <b>32</b> | <b>15</b> | <b>148</b> | <b>3</b> | <b>32</b> | <b>9.9</b> |

## CAREER HIGHS

RECEPTIONS: 4, at Pittsburgh 9/9/23

RECEIVING YARDS: 32, vs. Miami (OH) 9/16/23

RECEIVING TOUCHDOWNS: 1, three times, last at Pittsburgh 9/9/23

LONGEST RECEPTION: 18, vs. Murray State 9/11/21

## PLAYER PROFILES - OFFENSE



## 0 // BRADEN SMITH

WR / R-SR.\* / 5-10 / 185

FLOWOOD, MISS. / NORTHWEST RANKIN /  
N.W. MISS COMMUNITY COLLEGE / LOUISVILLE

- Has started seven games and seen action in all 11 as the "starting" slot receiver.
- Leads UC with four TD receptions and ranks second in catches (38) and yards (538).
- A certified pilot, he transferred to UC following three seasons at Louisville.
- Hauled in five passes for 69 yards at Houston.
- Had six grabs for a career-best 114 yards and one TD vs. UCF.
- Recorded a team-high five receptions vs. Iowa State.
- Hauled in four catches for 72 yards and a touchdown at BYU - the fifth of his career.
- Made his first Cincinnati start vs. Miami (OH), finishing with a catch for 37 yards.
- Connected with Dee Wiggins on a 30-yard receiver pass and hauled in five receptions for 59 yards and a touchdown at Pittsburgh.
- Smith is 6-of-12 for 190 yards and two touchdowns as a passer for his career.
- Totaled four receptions for 72 yards and a touchdown vs. ECU.
- Appeared in 29 games as a wide receiver and return specialist for Louisville from 2020-22, totaling 59 receptions for 653 yards and two touchdowns after transferring from Northwest Mississippi Community College in Flowood, Miss.

## CAREER RECEIVING STATISTICS

| SEASON       | GP        | REC       | YDS         | TD       | LONG      | AVG/C       |
|--------------|-----------|-----------|-------------|----------|-----------|-------------|
| 2020 (LOU)   | 11        | 27        | 370         | 0        | 63        | 13.7        |
| 2021 (LOU)   | 4         | 11        | 68          | 1        | 15        | 6.2         |
| 2022 (LOU)   | 13        | 21        | 215         | 1        | 31        | 10.2        |
| 2023         | 11        | 40        | 542         | 4        | 48        | 13.6        |
| <b>TOTAL</b> | <b>39</b> | <b>99</b> | <b>1195</b> | <b>6</b> | <b>63</b> | <b>12.1</b> |

## CAREER PUNT RETURN STATISTICS

| SEASON       | GP        | ATT       | YDS        | TD       | LONG      | AVG/R      |
|--------------|-----------|-----------|------------|----------|-----------|------------|
| 2020         | 11        | 0         | 0          | 0        | 0         | 0          |
| 2021         | 4         | 5         | 60         | 1        | 49        | 12.0       |
| 2022         | 13        | 28        | 141        | 0        | 30        | 5.0        |
| 2023         | 11        | 13        | 36         | 0        | 12        | 3.0        |
| <b>TOTAL</b> | <b>39</b> | <b>46</b> | <b>237</b> | <b>1</b> | <b>49</b> | <b>5.3</b> |

## CAREER HIGHS \*At Louisville (2020-22)

RUSHING ATTEMPTS: 1, at Florida State 9/25/21\*

RUSHING YARDS: 6, vs. Cincinnati 12/17/22\*

LONGEST RUSH: 6, vs. Cincinnati 12/17/22\*

PASSING ATTEMPTS: 2, vs. Cincinnati 12/17/22\*

PASSING YARDS: 45, at Syracuse 9/3/22; vs. UCF 9/17/21\*

PASSING TOUCHDOWNS: 1 vs. UCF 9/17/21\*, vs. Wake Forest 10/29/22\*

LONGEST PASS: 45, at Syracuse 9/3/22; vs. UCF 9/17/21\*

RECEPTIONS: 7, vs. Syracuse 11/20/20\*

RECEPTIONS YARDS: 114, vs. UCF 11/04/23

RECEIVING TOUCHDOWNS: 1, six times, last vs. UCF 11/04/23

LONGEST RECEPTION: 63, vs. Western Ky. 9/12/20\*

LONGEST PUNT RETURN: 49, vs. Eastern Ky. 9/11/21\*

LONGEST KICK RETURN: 23, vs. Virginia Tech 10/31/20\*



## 54 // DARTANYAN TINSLEY

OL / SR. / 6-5 / 315

OWENSBORO, KY. / OWENSBORO / KENTUCKY CHRISTIAN

- Has started at left guard in all 11 games for nation's sixth-ranked rushing offense (215.8) and No. 31 total offense (433.7).
- NFL prospect who has the biggest hands on the team.
- Appeared in 10 games as a backup on the offensive line and a special teams contributor in 2022.
- Transferred to Cincinnati after he collected First Team All-National Christian College Athletic Association (NCCAA) honors in 2020-21 and First Team All-Mid-South Conference Appalachian Division accolades in back-to-back seasons for Kentucky Christian.



## 9 // AARON TURNER

WR / JR. / 5-7 / 185

ELLICOTT, MD. / GONZAGA COLLEGE / UCONN

- Has seen action at wide receiver and as a designed runner in all 11 games.
- Caught a 21-yard touchdown and had three rushes for 35 yards at Oklahoma State.
- Recorded one catch for 17 yards and a rush for six yards at BYU.
- Totaled three receptions for 14 yards and a touchdown - the fourth of his career - and added 31 yards on three rushes vs. ECU.
- Appeared in all 25 games for UConn from 2021-22, totaling 90 receptions for 759 yards and three touchdowns, in addition to 75 yards on the ground.
- Led the Huskies in receptions, yards and touchdowns in 2022, finishing with 57 catches for 527 yards and three scores after hauling in 33 catches for 232 yards in 2021. It marked his second straight season leading the team in receptions.

## CAREER RECEIVING STATISTICS

| SEASON       | GP        | REC        | YDS        | TD       | LONG      | AVG/C      |
|--------------|-----------|------------|------------|----------|-----------|------------|
| 2021 (CONN)  | 12        | 33         | 232        | 0        | 50        | 7.0        |
| 2022 (CONN)  | 13        | 57         | 527        | 3        | 56        | 9.2        |
| 2023         | 11        | 11         | 89         | 2        | 21        | 8.1        |
| <b>TOTAL</b> | <b>36</b> | <b>101</b> | <b>848</b> | <b>5</b> | <b>21</b> | <b>8.4</b> |

## CAREER RUSHING STATISTICS

| SEASON       | GP        | ATT       | YDS        | TD       | LONG      | AVG/C      |
|--------------|-----------|-----------|------------|----------|-----------|------------|
| 2021 (CONN)  | 12        | 1         | 22         | 0        | 22        | 22.0       |
| 2022 (CONN)  | 13        | 14        | 53         | 0        | 15        | 3.8        |
| 2023         | 11        | 11        | 97         | 0        | 26        | 8.8        |
| <b>TOTAL</b> | <b>36</b> | <b>26</b> | <b>172</b> | <b>0</b> | <b>26</b> | <b>6.6</b> |

## CAREER HIGHS \*At UConn (2021-22)

RECEPTIONS: 10, vs. Liberty, 11/12/22\*

RECEIVING YARDS: 71, vs. Syracuse 9/10/22\*

RECEIVING TOUCHDOWNS: 1, five times, last at Oklahoma State 10/28/23

LONGEST RECEPTION: 56, vs. Syracuse 9/10/22\*

RUSHING ATTEMPTS: 3, three times, last at Oklahoma State 10/28/23

RUSHING YARDS: 35, at Oklahoma State 10/28/23

LONGEST RUSH: 26, at Oklahoma State 10/28/23

## PLAYER PROFILES - OFFENSE



## 2 // DEE WIGGINS

WR / R-SR.\* / 6-3 / 195

MIAMI, FLA. / MIAMI SOUTHRIDGE / MIAMI / LOUISVILLE

- Has started at wide receiver in 10 games and played in 11 games
- Finished with six receptions - his most at Cincinnati - for 45 yards vs. Oklahoma.
- Hauled in three catches for 51 yards vs. Miami (OH).
- Recorded three receptions for 52 yards and one rush for 13 yards at Pittsburgh.
- Hauled in a 39-yard touchdown vs. EKU - the eighth of his career.
- Transferred with 22 games of starting experience at Louisville and Miami.
- Spent four seasons at Miami from 2018-21, where he appeared in 40 games and totaled 791 receiving yards on 62 receptions for seven touchdowns.
- Transferred to Louisville in 2022, where he played in three games and made four receptions for 67 yards before suffering a season-ending injury.
- Former four-star prospect by ESPN in 2018.

### CAREER RECEIVING STATISTICS

| SEASON       | GP        | REC       | YDS         | TD       | LONG      | AVG/R       |
|--------------|-----------|-----------|-------------|----------|-----------|-------------|
| 2018 (MIA)   | 13        | 7         | 73          | 0        | 24        | 10.4        |
| 2019 (MIA)   | 12        | 20        | 335         | 4        | 67        | 16.8        |
| 2020 (MIA)   | 11        | 31        | 358         | 3        | 40        | 11.5        |
| 2021 (MIA)   | 4         | 4         | 25          | 0        | 12        | 6.3         |
| 2022 (LOU)   | 3         | 4         | 67          | 0        | 23        | 16.8        |
| 2023         | 11        | 16        | 209         | 1        | 39        | 13.1        |
| <b>TOTAL</b> | <b>51</b> | <b>82</b> | <b>1067</b> | <b>8</b> | <b>67</b> | <b>13.0</b> |

### CAREER HIGHS \*At Miami (2018-21)

**RECEPTIONS:** 8, at Virginia Tech 11/14/20\*

**RECEIVING YARDS:** 106, at Virginia Tech 11/14/20\*

**RECEIVING TOUCHDOWNS:** 2, vs. Louisville 11/9/19\*

**LONGEST RECEPTION:** 67, vs. Louisville 11/9/19\*



## 75 // JOHN WILLIAMS

OL / R-JR. / 6-5 / 310

BOLINGBROOK, ILL. / BOLINGBROOK

- Has started at left tackle in all 11 games for nation's sixth-ranked rush offense (215.8).
- Appeared in 12 games in 2022, only missing the Indiana contest.
- Played in 12 games, including starting the first three against Miami (OH), Murray State and Indiana in 2021 after seeing action in four games and redshirting in 2020.
- Aerospace engineering major.

## PLAYER PROFILES - DEFENSE



## 7 // SAMMY ANDERSON JR.

CB / R-JR. / 6-0 / 185

DAYTON, OHIO / TROTWOOD-MADISON

- Starting cornerback who is out for the season following an injury in season opener.
- Appeared in 13 games in 2022, rotating with Taj Ward at nickelback and totaling 19 tackles, 2.5 TFLs and a forced fumble.
- Former four-star recruit in 2019.

## CAREER DEFENSE STATISTICS

| SEASON       | GP        | SOLO      | ASST     | TOTAL     | TFL        | SACKS    | INT      | PD       | FF       | FR       |
|--------------|-----------|-----------|----------|-----------|------------|----------|----------|----------|----------|----------|
| 2020         | 2         | 0         | 0        | 0         | 0          | 0        | 0        | 0        | 0        | 0        |
| 2021         | 3         | 1         | 0        | 1         | 1          | 0        | 0        | 0        | 0        | 0        |
| 2022         | 13        | 15        | 4        | 19        | 2.5        | 0        | 0        | 1        | 1        | 0        |
| 2023         | 1         | 0         | 0        | 0         | 0          | 0        | 0        | 0        | 0        | 0        |
| <b>TOTAL</b> | <b>19</b> | <b>16</b> | <b>4</b> | <b>20</b> | <b>3.5</b> | <b>0</b> | <b>0</b> | <b>1</b> | <b>1</b> | <b>0</b> |

## CAREER HIGHS

TACKLES: 4, vs. Louisville 12/17/22; vs. South Florida 10/8/22

TACKLES FOR LOSS: 2, vs. South Florida 10/8/22

PASSES DEFENDED: 1, vs. East Carolina 11/11/22



## 0 // JOWON BRIGGS

DE / SR.\* / 6-2 / 297

CINCINNATI, OHIO / WALNUT HILLS / VIRGINIA

2022 ALL-AAC FIRST TEAM

2023 PRESEASON ALL-BIG 12 BY ATHLON SPORTS AND PHIL STEELE

- One of four 2023 team captains who has started all 11 games at defensive end. Has 43 career starts, including 29 at Cincinnati.
- Married father of three - sons Jowon and Zane, daughter Reine. Wife Nyjae and Jowon welcomed their third kid, Zane, on August 25. He is also an accomplished singer and graduate, set to add a computer science certificate in December.
- One of three Bearcats on 2023 Bruce Feldman's annual "Freaks" List.
- Named to preseason watch lists for 2023 Wuerffel Trophy and AllState AFCA Good Works Team.
- Former Freshman All-American at Virginia where he played for two years following an Under Armor All-America prep career at Walnut Hills High School in Cincinnati.
- Finished with a sack, 1.5 TFLs and three stops versus Baylor.
- Added three tackles each vs. Oklahoma and at BYU.
- Recorded four tackles, a sack and tied a career-high two TFLs at Pittsburgh.
- Selected to PFF's Week 1 Team of the Week.
- Started 13 games at nose tackle with 61 tackles, 4.5 TFLs and three sacks in 2022.
- Former Under Armor All-American who was a Freshman All-American at Virginia in 2019, played for the Cavaliers from 2019-20.

## CAREER DEFENSE STATISTICS

| SEASON       | GP        | SOLO      | ASST       | TOTAL      | TFL       | SACKS     | INT      | PD       | FF       | FR       |
|--------------|-----------|-----------|------------|------------|-----------|-----------|----------|----------|----------|----------|
| 2019 (UVA)   | 13        | 5         | 14         | 19         | 3         | 1         | 0        | 0        | 0        | 0        |
| 2020 (UVA)   | 7         | 5         | 15         | 20         | 4         | 3         | 0        | 0        | 0        | 0        |
| 2021         | 14        | 9         | 34         | 43         | 4         | 3         | 0        | 0        | 0        | 0        |
| 2022         | 13        | 17        | 44         | 61         | 4.5       | 3         | 0        | 0        | 0        | 0        |
| 2023         | 11        | 9         | 16         | 25         | 5.5       | 2         | 0        | 0        | 0        | 0        |
| <b>TOTAL</b> | <b>58</b> | <b>45</b> | <b>123</b> | <b>168</b> | <b>21</b> | <b>12</b> | <b>0</b> | <b>0</b> | <b>0</b> | <b>0</b> |

CAREER HIGHS \*At Virginia (2019-20)

TACKLES: 9, vs. Navy 11/5/22

TACKLES FOR LOSS: 2, at Pittsburgh 9/9/23; at Wake Forest 10/17/20\*

SACKS: 2, at Wake Forest 10/17/20\*



## 2 // DONTAY CORLEONE

DT / R-SO. / 6-2 / 318

CINCINNATI, OHIO / COLERAIN

2023 PRESEASON ALL-BIG 12

2022 ALL-AAC FIRST TEAM, 2022 AP THIRD TEAM ALL-AMERICAN

- One of four 2023 team captains, he has started all 11 games at NT.
- Given the nickname "The Godfather" by fans when he committed to UC.
- Has his own pulled-pork-topper hamburger, "The Godfather", at Bucketheads in Cincinnati. Also has a "Godfather" pizza at Mio's right next to campus.
- No. 3-rated Big 12 interior defender (80.6).
- Had a sack and four tackles at Houston.
- Totaled four stops vs. Baylor and five tackles vs. Iowa State.
- Recorded six tackles with a sack and a career-high two TFLs vs. Oklahoma.
- Totaled three tackles, a sack and a quarterback hurry at Pittsburgh.
- Selected to preseason watch lists for 2023 Chuck Bednarik Award, Walter Camp Player of the Year Award, Outland Trophy and Bronko Nagurski Trophy.
- Named 2023 Preseason All-America by AP, *The Athletic*, Sporting News, Phil Steele, Athlon Sports and Walter Camp Football Foundation.
- One of three Bearcats on 2023 Bruce Feldman's annual "Freaks" List.
- Finished as the nation's highest-graded defensive player by PFF (93.8) in 2022 and recorded a single-season run defense grade (94.7) that was best since 2019.

## CAREER DEFENSE STATISTICS


| SEASON       | GP        | SOLO      | ASST      | TOTAL     | TFL       | SACKS    | INT      | PD       | FF       | FR       |
|--------------|-----------|-----------|-----------|-----------|-----------|----------|----------|----------|----------|----------|
| 2022         | 11        | 19        | 26        | 45        | 5.5       | 3        | 0        | 0        | 2        | 2        |
| 2023         | 11        | 21        | 16        | 37        | 5.5       | 3        | 0        | 1        | 0        | 0        |
| <b>TOTAL</b> | <b>22</b> | <b>40</b> | <b>42</b> | <b>82</b> | <b>11</b> | <b>6</b> | <b>0</b> | <b>1</b> | <b>2</b> | <b>2</b> |

## CAREER HIGHS

TACKLES: 11, vs. Navy 11/5/22

TACKLES FOR LOSS: 2, vs. Oklahoma 9/23/23

SACKS: 1, six times, last at Houston 11/11/23



## 49 // JACK DINGLE

LB / R-SO. / 6-4 / 238

LOUISVILLE, KY. / TRINITY

- Third member of his family to play at Cincinnati — Father Nate was a standout defensive lineman from 1990-93, a captain as a senior in 1993, who played in the NFL, and brother, Jacob, played safety from 2019-22.
- Has started all 10 games at linebacker.
- Made four stops with a TFL and PBU vs. UCF despite playing with cast on his hand.
- Tallied seven stops with a fumble recovery at Oklahoma State.
- Recorded six tackles vs. both Iowa State and Baylor.
- Recovered his first career fumble and added three tackles vs. Oklahoma.
- Tied a career-high seven tackles in back-to-back games vs. Miami (OH) and at Pitt.
- Totaled seven tackles, in addition to totaling a career-high two TFLs and first career sack on a pivotal fourth down stop at Pittsburgh.
- Backup linebacker and special teamer who played in 12 games and tallied 13 tackles with a half-TFL in 2022.

## CAREER DEFENSE STATISTICS

| SEASON       | GP        | SOLO      | ASST      | TOTAL     | TFL        | SACKS    | INT      | PD       | FF       | FR       |
|--------------|-----------|-----------|-----------|-----------|------------|----------|----------|----------|----------|----------|
| 2022         | 12        | 0         | 13        | 13        | 0.5        | 0        | 0        | 0        | 0        | 0        |
| 2023         | 11        | 27        | 24        | 51        | 5          | 1        | 0        | 1        | 0        | 2        |
| <b>TOTAL</b> | <b>23</b> | <b>27</b> | <b>37</b> | <b>64</b> | <b>5.5</b> | <b>1</b> | <b>0</b> | <b>1</b> | <b>0</b> | <b>2</b> |

## CAREER HIGHS

TACKLES: 7, four times, last at Oklahoma State 10/28/23

TACKLES FOR LOSS: 2, at Pittsburgh 9/9/23

SACKS: 1, at Pittsburgh 9/9/23



## PLAYER PROFILES - DEFENSE



## 9 // DANIEL GRZESIAK

OLB / R-SR.\* / 6-1 / 250

LOS ANGELES, CALIF. / CRENSHAW / NEVADA / UTAH STATE

- Has started all 11 games at outside linebacker "dog" position - one of three transfers in the first unit.
- Mother Faith Tubi moved to the United States from Nigeria when she was 16.
- Former walk-on-tight end at Nevada who became the nation's No. 20 transfer portal player this past offseason as an edge rusher from Utah State.
- Tied a career-high seven tackles with two sacks vs. Iowa State.
- Totaled a career-high seven tackles, with two TFLs, a sack and a forced fumble and fumble recovery vs. ECU.
- Sixth-year graduate transfer who led Utah State with 8.5 sacks and added 52 tackles, 13 TFLs and two forced fumbles in 2022.
- Former walk on who spent four seasons at Nevada from 2018-21, where he had 7.5 sacks and 42 tackles.
- Ranked the 20th-best available transfer prospect by *The Athletic's* Max Olson.

## CAREER DEFENSE STATISTICS

| SEASON       | GP        | SOLO      | ASST      | TOTAL      | TFL         | SACKS       | INT      | PD       | FF       | FR       |
|--------------|-----------|-----------|-----------|------------|-------------|-------------|----------|----------|----------|----------|
| 2019 (NEV)   | 13        | 4         | 3         | 7          | 0           | 0           | 0        | 0        | 0        | 0        |
| 2020 (NEV)   | 9         | 11        | 5         | 16         | 3           | 2           | 0        | 0        | 0        | 0        |
| 2021 (NEV)   | 12        | 14        | 5         | 19         | 6.5         | 5.5         | 0        | 1        | 1        | 1        |
| 2022 (USU)   | 13        | 24        | 28        | 52         | 13          | 8.5         | 0        | 2        | 2        | 1        |
| 2023         | 9         | 14        | 18        | 32         | 5           | 3.5         | 0        | 2        | 1        | 1        |
| <b>TOTAL</b> | <b>56</b> | <b>67</b> | <b>59</b> | <b>126</b> | <b>27.5</b> | <b>19.5</b> | <b>0</b> | <b>5</b> | <b>4</b> | <b>3</b> |

CAREER HIGHS \*At Utah State (2022)

TACKLES: 7, vs. Iowa State 10/14/23; vs. ECU 9/2/23

TACKLES FOR LOSS: 3.5, at Colorado State 10/15/22\*

SACKS: 3, at Colorado State 10/15/22\*



## 12 // JUSTIN HARRIS

CB / R-SR. / 6-0 / 195

DAYTON, OHIO / WAYNE

- Has started seven games at cornerback in Sammy Anderson Jr.'s absence.
- Added four tackles with a TFL vs. Iowa State.
- Had a career-high 10 tackles - seven solo - with a quarterback hurry vs. Oklahoma.
- Tied a school-record with four PBUs and added three tackles at Pittsburgh.
- Recorded his first career interception vs. ECU.
- Returned from a season-ending neck injury suffered in 2021.
- Has played in 39 career games as a special teamer and in the secondary.

## CAREER DEFENSE STATISTICS

| SEASON       | GP        | SOLO      | ASST      | TOTAL     | TFL        | SACKS    | INT      | PD       | FF       | FR       |
|--------------|-----------|-----------|-----------|-----------|------------|----------|----------|----------|----------|----------|
| 2019         | 14        | 7         | 3         | 10        | 0          | 0        | 0        | 1        | 0        | 0        |
| 2020         | 9         | 4         | 4         | 8         | 1          | 0        | 0        | 0        | 0        | 0        |
| 2021         | 2         | 0         | 0         | 0         | 0          | 0        | 0        | 0        | 0        | 0        |
| 2022         | 8         | 3         | 6         | 9         | 0          | 0        | 0        | 1        | 0        | 0        |
| 2023         | 11        | 19        | 12        | 31        | 3.0        | 0        | 1        | 6        | 0        | 0        |
| <b>TOTAL</b> | <b>44</b> | <b>33</b> | <b>25</b> | <b>58</b> | <b>4.0</b> | <b>0</b> | <b>1</b> | <b>8</b> | <b>0</b> | <b>0</b> |

## CAREER HIGHS

TACKLES: 10, vs. Oklahoma 9/23/23

TACKLES FOR LOSS: 1.5, vs. Baylor 10/21/23

INTERCEPTIONS: 1 vs. ECU 9/2/23

PASSES DEFENDED: 4, at Pittsburgh 9/9/23



## 90 // JALEN HUNT

DL / R-SR. / 6-4 / 315

DETROIT, MICH. / BELLEVILLE / MICHIGAN STATE

- Veteran rotational piece on the defensive front in nine games.
- Totaled 19 tackles in 23 games with five starts at Michigan State from 2020-22.
- Made three starts and played in seven games, totaling nine tackles despite battling injuries in 2022.

## CAREER DEFENSE STATISTICS

| SEASON       | GP        | SOLO      | ASST     | TOTAL     | TFL      | SACKS    | INT      | PD       | FF       | FR       |
|--------------|-----------|-----------|----------|-----------|----------|----------|----------|----------|----------|----------|
| 2020 (MSU)   | 5         | 4         | 1        | 5         | 2        | 0        | 0        | 0        | 0        | 0        |
| 2021 (MSU)   | 11        | 3         | 2        | 5         | 0        | 0        | 0        | 0        | 0        | 0        |
| 2022 (MSU)   | 7         | 5         | 4        | 9         | 0        | 0        | 0        | 0        | 0        | 0        |
| 2023         | 9         | 0         | 0        | 0         | 0        | 0        | 0        | 0        | 0        | 0        |
| <b>TOTAL</b> | <b>32</b> | <b>12</b> | <b>7</b> | <b>19</b> | <b>2</b> | <b>0</b> | <b>0</b> | <b>0</b> | <b>0</b> | <b>0</b> |

CAREER HIGHS \*At Michigan State (2019-22)

TACKLES: 4, vs. Rutgers 11/12/22\*

TACKLES FOR LOSS: 1, at Iowa 11/7/20\*; at Michigan 10/31/20\*



## 42 // DION HUNTER

LB / R-JR. / 6-2 / 235

ALBUQUERQUE, N.M. / CLEVELAND / NEW MEXICO

- Made four stops at Oklahoma State.
- Recorded a quarterback hurry vs. Oklahoma.
- Tallied six tackles vs. ECU.
- Appeared in 25 games with eight starts at New Mexico from 2020-22.
- Tallied 69 tackles and three TFLs at New Mexico in 2022.
- Selected in 2021 and 2022 to wear Bobby Santiago's No. 42 number - an honor in the New Mexico program.

## CAREER DEFENSE STATISTICS

| SEASON       | GP        | SOLO      | ASST      | TOTAL      | TFL      | SACKS    | INT      | PD       | FF       | FR       |
|--------------|-----------|-----------|-----------|------------|----------|----------|----------|----------|----------|----------|
| 2020 (UNM)   | 4         | 5         | 2         | 7          | 0.5      | 0        | 0        | 0        | 0        | 0        |
| 2021 (UNM)   | 12        | 15        | 23        | 38         | 2        | 1        | 0        | 0        | 0        | 0        |
| 2022 (UNM)   | 9         | 20        | 49        | 69         | 3        | 2        | 0        | 1        | 0        | 0        |
| 2023         | 7         | 3         | 7         | 10         | 0.5      | 0        | 0        | 0        | 0        | 0        |
| <b>TOTAL</b> | <b>32</b> | <b>43</b> | <b>81</b> | <b>124</b> | <b>6</b> | <b>3</b> | <b>0</b> | <b>1</b> | <b>0</b> | <b>0</b> |

CAREER HIGHS \*At New Mexico (2020-22)

TACKLES: 13, vs. Fresno State 10/22/22\*

TACKLES FOR LOSS: 1.5, at UNLV 9/30/22\*

SACKS: 1, three times, last at Utah State 11/5/22\*

## PLAYER PROFILES - DEFENSE



## 6 // DORIAN JONES

LB / SR. / 6-0 / 236

BOYNTON BEACH, FLA. / AMERICAN HERITAGE / LOUISVILLE

- Team leader who has started eight games at linebacker.
- Tallied an interception and made four tackles at Houston.
- Missed the OSU game to attend a funeral, but returned to tally seven tackles vs. UCF.
- Had a career day vs. Oklahoma with a career-high 13 tackles and a sack.
- Recorded six tackles vs. Miami (OH).
- Totaled five tackles and a TFL at Pittsburgh.
- Spent four years at Louisville from 2019-22, where he totaled 90 tackles, 10.5 TFLs and four sacks in 36 career games.

## CAREER DEFENSE STATISTICS

| SEASON       | GP        | SOLO      | ASST      | TOTAL      | TFL         | SACKS    | INT      | PD       | FF       | FR       |
|--------------|-----------|-----------|-----------|------------|-------------|----------|----------|----------|----------|----------|
| 2019 (LOU)   | 1         | 0         | 0         | 0          | 0           | 0        | 0        | 0        | 0        | 0        |
| 2020 (LOU)   | 9         | 3         | 6         | 9          | 0           | 0        | 0        | 0        | 0        | 0        |
| 2021 (LOU)   | 12        | 19        | 29        | 48         | 4           | 1        | 0        | 0        | 0        | 1        |
| 2022 (LOU)   | 13        | 20        | 14        | 34         | 6.5         | 3        | 0        | 0        | 1        | 2        |
| 2023         | 10        | 24        | 31        | 55         | 2.5         | 1        | 1        | 2        | 0        | 0        |
| <b>TOTAL</b> | <b>45</b> | <b>66</b> | <b>80</b> | <b>146</b> | <b>13.0</b> | <b>5</b> | <b>1</b> | <b>2</b> | <b>1</b> | <b>3</b> |

CAREER HIGHS \*At Louisville (2019-22)

TACKLES: 13, vs. Oklahoma 9/23/23

TACKLES FOR LOSS: 2, vs. South Florida 9/24/22\*

SACKS: 1, four times, last vs. Oklahoma 9/23/23

INTERCEPTIONS: 1, at Houston 11/11/23



## 3 // DESHAWN PACE

STAR / SR. / 6-2 / 212

CINCINNATI, OHIO / COLERAIN

2021 ALL-AAC HONORABLE MENTION

- Ranks sixth in the Big 12 in tackles per game (7.6) and eighth in TFLs (11.0).
- Had a career-best 12 tackles and a TFL at WVU.
- Led UC with an INT, TFL and team-high five stops in 24-14 win at Houston.
- Has started 10 games at the "star" position - missed Oklahoma contest.
- Coming off a nine-tackle, two TFL, 1 PBU, two QBH performance vs. UCF.
- Recorded six tackles with a half-TFL and forced a fumble on Oklahoma State star RB Ollie Gordon against the Cowboys.
- Tallied career highs in tackles (11) and TFLs (2.5) versus Baylor.
- Tied a then-career-high 10 tackles and a pair of pass breakups vs. Iowa State.
- Totaled a team-high nine tackles - 1.5 TFLs - with two pass breakups at BYU.
- Tallied five tackles, a pass defended and two quarterback hurries at Pittsburgh.
- One of three Bearcats named to 2023 Bruce Feldman's annual "Freaks" list.
- Named Preseason All-Big 12 by Phil Steele and Athlon Sports.
- Transitioned to the "star" linebacker/defensive back hybrid role in 2023.

## CAREER DEFENSE STATISTICS

| SEASON       | GP        | SOLO       | ASST       | TOTAL      | TFL         | SACKS    | INT      | PD       | FF       | FR       |
|--------------|-----------|------------|------------|------------|-------------|----------|----------|----------|----------|----------|
| 2020         | 8         | 3          | 7          | 10         | 0           | 0        | 0        | 0        | 1        | 0        |
| 2021         | 14        | 45         | 49         | 94         | 9.5         | 0.5      | 4        | 2        | 0        | 0        |
| 2022         | 13        | 31         | 31         | 62         | 5           | 1        | 1        | 1        | 0        | 1        |
| 2023         | 10        | 40         | 36         | 76         | 10          | 1.5      | 1        | 6        | 1        | 1        |
| <b>TOTAL</b> | <b>45</b> | <b>119</b> | <b>119</b> | <b>242</b> | <b>25.5</b> | <b>3</b> | <b>6</b> | <b>9</b> | <b>2</b> | <b>2</b> |

## CAREER HIGHS

TACKLES: 12, at West Virginia 11/18/23

TACKLES FOR LOSS: 2.5, vs. Baylor 10/21/23

SACKS: 1, twice, at Tulsa 10/1/22, vs. Baylor 10/21/23

INTERCEPTIONS: 1, six times, last Houston 11/11/23



## 97 // ERIC PHILLIPS

DE / R-SR. / 6-3 / 260

CINCINNATI, OHIO / COLERAIN

- Has started at defensive end and recorded 5.5 TFLs over 11 games.
- Tied his career high with seven tackles and added 1.5 TFLs vs. UCF.
- Finished with sack and a quarterback hurry at Pittsburgh.
- Totaled two TFLs, a forced fumble and a sack vs. ECU.
- Started the final 12 games at defensive end and appeared in all 13 contests in 2022, totaling 38 tackles, eight TFLs, three sacks, four passes defended, a forced fumble and a fumble recovery.
- Turned in five stops, 2.5 TFLs, 1.5 sacks and a forced fumble vs. Indiana in 2022.
- Recorded a TFL in each of the final three games in 2022 - at Temple, vs. Tulane and vs. Louisville in the 2022 Wasabi Bowl.

## CAREER DEFENSE STATISTICS

| SEASON       | GP        | SOLO      | ASST      | TOTAL     | TFL         | SACKS    | INT      | PD       | FF       | FR       |
|--------------|-----------|-----------|-----------|-----------|-------------|----------|----------|----------|----------|----------|
| 2019         | 1         | 0         | 0         | 0         | 0           | 0        | 0        | 0        | 0        | 0        |
| 2020         | 5         | 0         | 5         | 5         | 0           | 0        | 0        | 0        | 0        | 0        |
| 2021         | 9         | 3         | 2         | 5         | 0           | 0        | 0        | 0        | 0        | 0        |
| 2022         | 13        | 16        | 22        | 38        | 8           | 3        | 0        | 4        | 1        | 1        |
| 2023         | 11        | 8         | 6         | 14        | 5.5         | 2        | 0        | 1        | 1        | 0        |
| <b>TOTAL</b> | <b>39</b> | <b>27</b> | <b>35</b> | <b>62</b> | <b>13.5</b> | <b>5</b> | <b>0</b> | <b>5</b> | <b>2</b> | <b>1</b> |

## CAREER HIGHS

TACKLES: 7, twice, vs. Navy 11/5/22; vs UCF 11/04/23

TACKLES FOR LOSS: 2.5, vs. Indiana 9/24/22

SACKS: 1.5, vs. Indiana 9/24/22



## 10 // BRYON THREATS

S / JR. / 5-10 / 195

COLUMBUS, OHIO / COFFMAN

- Has started at safety in nine games and played in all 11.
- Has forced three turnovers - two interceptions and a forced fumble.
- Led UC with a career-high-tying nine stops at Oklahoma State.
- Had four stops and two PBUs vs. Baylor.
- Finished with four tackles, two PBUs and his first forced fumble vs. Oklahoma.
- Posted an interception - fourth of his career - and six tackles with a sack vs. Miami (OH).
- Added seven tackles and a pass defended at Pittsburgh.
- Recorded two tackles and an interception vs. ECU.
- Played in all 13 games with 10 starts, totaling 58 tackles, four TFLs and two interceptions in 2022.
- Tallied a career-high nine tackles and recorded first career interception vs. Indiana and added a red-zone interception at Temple in 2022.
- Made six tackles in his first career start at Arkansas in 2022.

## CAREER DEFENSE STATISTICS

| SEASON       | GP        | SOLO      | ASST      | TOTAL      | TFL      | SACKS      | INT      | PD       | FF       | FR       |
|--------------|-----------|-----------|-----------|------------|----------|------------|----------|----------|----------|----------|
| 2021         | 12        | 4         | 4         | 8          | 0        | 0          | 0        | 1        | 0        | 0        |
| 2022         | 13        | 37        | 21        | 58         | 4        | 1.5        | 2        | 2        | 0        | 0        |
| 2023         | 11        | 35        | 20        | 55         | 3        | 1          | 2        | 5        | 1        | 0        |
| <b>TOTAL</b> | <b>36</b> | <b>76</b> | <b>45</b> | <b>121</b> | <b>7</b> | <b>2.5</b> | <b>4</b> | <b>8</b> | <b>1</b> | <b>0</b> |

## CAREER HIGHS

TACKLES: 9, at Oklahoma State 10/28/23; vs. Indiana 9/24/22

TACKLES FOR LOSS: 1, five times, last vs. Baylor 10/21/23

SACKS: 1, vs. Miami (OH) 9/16/23, 9/17/22

INTERCEPTIONS: 1, four times, last vs. Miami (OH) 9/16/23

## PLAYER PROFILES - DEFENSE



## 22 // JONATHAN THOMPSON

LB / R- FR. / 6-2 / 230

COLUMBUS, OHIO / ST. FRANCIS DE SALES

- Has started three games at linebacker.
- Finished with five tackles and a TFL at Oklahoma State.
- Tallied a career-high eight tackles against Baylor and added four stops vs. ISU.
- Has played in all seven games, rotating with Dorian Jones at inside linebacker.
- Was a consensus three-star recruit coming out of power St. Francis De Sales High School in Columbus.

## CAREER DEFENSE STATISTICS

| SEASON       | GP        | SOLO      | ASST      | TOTAL     | TFL        | SACKS    | INT      | PD       | FF       | FR       |
|--------------|-----------|-----------|-----------|-----------|------------|----------|----------|----------|----------|----------|
| 2023         | 11        | 12        | 10        | 22        | 2.0        | 0        | 0        | 0        | 0        | 0        |
| <b>TOTAL</b> | <b>11</b> | <b>12</b> | <b>10</b> | <b>22</b> | <b>2.0</b> | <b>0</b> | <b>0</b> | <b>0</b> | <b>0</b> | <b>0</b> |

## CAREER HIGHS

TACKLES: 8, vs. Baylor 10/21/23

TACKLES FOR LOSS: 1, at Oklahoma State 10/28/23



## 4 // MALIK VANN

DE / R- SR.\* / 6-3 / 268

CINCINNATI, OHIO / FAIRFIELD

- The Big 12's third-highest-rated edge defender (77.1) according to PFF.
- Veteran defensive lineman who rotates on the first team at defensive end.
- Totaled two tackles both vs. Iowa State and at BYU.
- Tallied a pair of tackles with a sack vs. Miami (OH).
- Started in the first two games at defensive end before going down with a season-ending pectoral injury in 2022.
- Entered his sixth season in 2023 with 90 tackles, 22 TFLs and nine sacks in 49 career games.
- Appeared in 12 games, starting nine, including the first eight games until he was slowed by an ankle injury in 2021.
- Tallied 33 tackles, including 8.5 TFLs and 3.5 sacks with three pass breakups in

## CAREER DEFENSE STATISTICS

| SEASON       | GP        | SOLO      | ASST      | TOTAL      | TFL         | SACKS       | INT      | PD       | FF       | FR       |
|--------------|-----------|-----------|-----------|------------|-------------|-------------|----------|----------|----------|----------|
| 2018         | 12        | 1         | 7         | 8          | 1           | 1           | 0        | 0        | 0        | 0        |
| 2019         | 14        | 17        | 13        | 30         | 6.5         | 2.5         | 0        | 1        | 0        | 0        |
| 2020         | 9         | 12        | 4         | 16         | 5           | 2           | 0        | 0        | 0        | 0        |
| 2021         | 12        | 19        | 14        | 33         | 8.5         | 3.5         | 0        | 3        | 1        | 0        |
| 2022         | 2         | 3         | 0         | 3          | 1           | 0           | 0        | 0        | 0        | 0        |
| 2023         | 11        | 5         | 7         | 12         | 1.5         | 1.5         | 0        | 1        | 0        | 0        |
| <b>TOTAL</b> | <b>60</b> | <b>57</b> | <b>45</b> | <b>102</b> | <b>23.5</b> | <b>10.5</b> | <b>0</b> | <b>5</b> | <b>1</b> | <b>0</b> |

## CAREER HIGHS

TACKLES: 6, vs. Tulane 10/30/21; vs. Miami (OH) 9/4/21

TACKLES FOR LOSS: 2, vs. Tulane 10/30/21; vs. Miami (OH) 9/14/19

SACKS: 2, vs. Miami (OH) 9/14/19



## 15 // TAJ WARD

DB / R-SR.\* / 6-0 / 195

SOLON, OHIO / SOLON

- Sixth-year veteran who has started all 11 games at safety after starting at nickel back in 2022.
- Tallied a career-high nine tackles - six solo - with a career-high two TFLs vs. Oklahoma.
- Forced a fumble vs. Miami (OH) and at Pittsburgh - the first two of his career.
- Recorded four tackles with his first career forced fumble and recovery at Pittsburgh.
- Totaled a career-high six tackles with a half-sack vs. ECU.
- Played in 13 games and started in 11 at nickelback, totaling 20 tackles, an interception, four pass breakups and 2.5 TFLs in 2022.

## CAREER DEFENSE STATISTICS

| SEASON       | GP        | SOLO      | ASST      | TOTAL     | TFL      | SACKS      | INT      | PD       | FF       | FR       |
|--------------|-----------|-----------|-----------|-----------|----------|------------|----------|----------|----------|----------|
| 2018         | 4         | 1         | 0         | 1         | 0        | 0          | 0        | 0        | 0        | 0        |
| 2019         | 13        | 8         | 4         | 12        | 0        | 0          | 0        | 0        | 0        | 0        |
| 2020         | 9         | 5         | 2         | 7         | 0        | 0          | 0        | 0        | 0        | 0        |
| 2021         | 11        | 5         | 2         | 7         | 0        | 0          | 0        | 0        | 0        | 0        |
| 2022         | 13        | 12        | 8         | 20        | 2.5      | 0          | 1        | 4        | 0        | 0        |
| 2023         | 11        | 30        | 18        | 48        | 3.5      | 0.5        | 0        | 2        | 2        | 1        |
| <b>TOTAL</b> | <b>61</b> | <b>61</b> | <b>34</b> | <b>95</b> | <b>6</b> | <b>0.5</b> | <b>1</b> | <b>6</b> | <b>2</b> | <b>1</b> |

## CAREER HIGHS

TACKLES: 9, vs. Oklahoma 9/23/23

TACKLES FOR LOSS: 2, vs. Oklahoma 9/23/23

SACKS: 0.5, vs. ECU 9/2/23

INTERCEPTIONS: 1, vs. Indiana 9/24/22



## 1 // JORDAN YOUNG

CB / R-SO. / 6-0 / 195

TAMPA, FLA. / GAITHER / FLORIDA

- Has started 10 games at CB and appeared in all 11.
- Totaled five stops, a half-TFL and one PBU as UC held Houston to just 102 passing yards in the 24-14 win.
- Grabbed first career INT at Oklahoma State.
- Posted four tackles and two pass breakups vs. Iowa State.
- Totaled a career-high five tackles vs. Miami (OH).
- Appeared in 13 games over two seasons at Florida from 2021-22.

## CAREER DEFENSE STATISTICS

| SEASON       | GP        | SOLO      | ASST      | TOTAL     | TFL      | SACKS    | INT      | PD       | FF       | FR       |
|--------------|-----------|-----------|-----------|-----------|----------|----------|----------|----------|----------|----------|
| 2021 (UF)    | 3         | 1         | 0         | 1         | 0        | 0        | 0        | 0        | 0        | 0        |
| 2022 (UF)    | 10        | 4         | 6         | 10        | 0        | 0        | 0        | 1        | 0        | 0        |
| 2023         | 11        | 21        | 12        | 33        | 1        | 0        | 1        | 7        | 0        | 0        |
| <b>TOTAL</b> | <b>24</b> | <b>26</b> | <b>18</b> | <b>44</b> | <b>1</b> | <b>0</b> | <b>1</b> | <b>8</b> | <b>0</b> | <b>0</b> |

## CAREER HIGHS

TACKLES: 5, vs. Miami (OH) 9/16/23; at Houston 11/11/23

INTERCEPTIONS: 1, at Oklahoma State 10/28/23

## PLAYER PROFILES - SPECIAL TEAMS

**33 // CARTER BROWN**


K / SO. / 6-0 / 205

PEARLAND, TEXAS / DAWSON / ARIZONA STATE

- Made a 31-yard field goal in front of more than 50 friends and family at Houston.
- Drilled both of his field goals from 39 and 22 yards out vs. UCF.
- Made both of his attempts from 33 and 22 yards out at BYU.
- Connected on a career-long 54-yarder and a 40-yarder vs. Oklahoma. He is now 9-11 on field goal attempts of 40+ in his career - 4-4 at Cincinnati. His 54-yard FG against the Sooners was longest at UC since 2008 and tied for third longest overall in program history.
- Connected on 2-2 on field goal attempts and 3-3 on PATs at Pittsburgh.
- Nailed a 46-yard field goal and went 9-9 on PATs vs. EKU. The nine extra points made tied the second-most in a single game in program history.
- Made 11-of-14 field goal attempts, including a 5-of-7 from 40+, and connected on all 33 of his extra point attempts to finish with 61 points as a true freshman for Arizona State in 2022.
- Entered college as one of the nation's top kicking prospects, earning a three-star rating from 247Sports.

**CAREER FIELD GOAL STATISTICS**

| SEASON       | FG           | PCT.        | PAT          | 1-19       | 20-29       | 30-39      | 40-49      | 50+        | LG        | PTS        |
|--------------|--------------|-------------|--------------|------------|-------------|------------|------------|------------|-----------|------------|
| 2022 (ASU)   | 11-14        | 78.6        | 33-33        | 0-0        | 3-4         | 3-3        | 4-6        | 1-1        | 53        | 66         |
| 2023         | 14-17        | 82.4        | 29-29        | 0-0        | 5-7         | 4-5        | 3-3        | 1-1        | 54        | 71         |
| <b>TOTAL</b> | <b>25-31</b> | <b>80.6</b> | <b>62-62</b> | <b>0-0</b> | <b>9-12</b> | <b>7-8</b> | <b>7-9</b> | <b>2-2</b> | <b>54</b> | <b>134</b> |

**CAREER HIGHS** \*At Arizona State (2022)**FG MADE:** 4, vs. Northern Arizona 9/1/22\***LONGEST FG MADE:** 54, vs. Oklahoma 9/23/22**PAT MADE:** 9, vs. EKU 9/2/23**39 // BRYCE BURTON**

H/K / R-SR. / 5-10 / 200

CINCINNATI, OHIO / PRINCETON

- Starting holder for 37 career games.
- Has held for kicker Carter Brown through seven games in 2023, who is 29-29 on PATs and 14-17 on field goals.
- Special teams unit veteran and the primary holder for all 13 games in 2022.
- Kicked off twice vs. Louisville in the 2022 Wasabi Fenway Bowl for an average of 56.0 yard per attempt.
- Holder for all 14 games during 2021 College Football Playoff Championship run in 2021.

**31 // MASON FLETCHER**

P / JR. / 6-7 / 215

MELBOURNE, AUSTRALIA / PROKICK

**2022 RAY GUY AWARD FINALIST****2022 AAC SPECIAL TEAMS PLAYER OF THE YEAR, ALL-AAC FIRST TEAM****2022 AP THIRD TEAM ALL-AMERICAN**

- 22 of his 41 attempts (54%) this season have been downed inside the 20 - the highest percentage in the Power 5 - with seven inside the 10.
- Has only four touchbacks in 154 career punts.
- Put all three of his punts inside the 21-yard line (21, 17, 5) at Houston, including one that pinned the Cougars at the 5-yard line to seal the win in the fourth quarter.
- Posted a 46.8 average and had three of his five punts inside the 20 vs. Iowa State.
- Named to the "Ray Eight" Ray Guy Award weekly top punter list after Oklahoma performance.
- Punted four attempts vs. Oklahoma with a 48.3 average and a season-long 57 yarder. He had two punts of 50-plus and tied a career-high three attempts downed inside the 20.
- His two attempts vs. Miami (OH) were both downed inside the 20.
- Placed three punts inside the 20 at Pittsburgh.
- Named to the preseason watch list for the 2023 Ray Guy Award after being one of three finalists in 2022.
- Selected as preseason All-Big 12 and preseason All-America by Sporting News, Phil Steele and Athlon Sports.
- Ranked fourth with a 46.3 average in 2022 and boasts the top average from last season of any returning punter nationally.
- Named 2022 AAC Special Team Player of the Year and All-AAC First Team and helped Cincinnati rank second nationally in net punting at 44.35.

**CAREER PUNTING STATISTICS**

| SEASON       | NO         | YDS         | AVG         | LONG      | I20       | 50+       | BL       |
|--------------|------------|-------------|-------------|-----------|-----------|-----------|----------|
| 2021         | 50         | 2151        | 43.0        | 54        | 17        | 5         | 0        |
| 2022         | 62         | 2870        | 46.3        | 84        | 29        | 14        | 0        |
| 2023         | 41         | 1,780       | 43.4        | 57        | 22        | 5         | 0        |
| <b>TOTAL</b> | <b>154</b> | <b>6840</b> | <b>44.4</b> | <b>84</b> | <b>67</b> | <b>24</b> | <b>0</b> |

**CAREER HIGHS****PUNT ATTEMPTS:** 8, vs. Indiana 9/24/22**PUNT YARDS:** 373, vs. Indiana 9/24/22**LONGEST PUNT:** 84, at SMU 10/22/22**PUNT AVERAGE:** 65.0, at SMU 10/22/22**PUNTS INSIDE THE 20:** 3, 10 times, last at Oklahoma State 10/28/23**96 // CAYSON PFEIFFER**

LS / R-SR.\* / 6-0 / 220

COLUMBUS, OHIO / DUBLIN SCIOTO

- Starting long snapper for four straight seasons and 48 career games.
- Snapped in all 11 games.
- Played in all 13 games and snapped on all 45 PAT attempts, 23 field goal attempts and 62 punts as key part of one of the nation's top special teams units in 2022.
- Snapped for Ray Guy Finalist and AAC Special Teams Player of the Year Mason Fletcher and Second Team All-AAC kicker Ryan Coe in 2022.
- Primary long snapper for the second-straight AAC title and College Football Playoff run in 2021, playing all 14 games where he snapped on all 69 PATs, 19 field-goal attempts and 49 punts.



2023 CINCINNATI FOOTBALL

| STARTERS   |          |         |            |        |        |             |              |           |         |             |       |
|------------|----------|---------|------------|--------|--------|-------------|--------------|-----------|---------|-------------|-------|
| OFFENSE    | LT       | LG      | C          | RG     | RT     | TE          | WR           | WR        | WR      | QB          | RB    |
| EKU        | Williams | Tinsley | Radosevich | Kandra | Buford | Singletery  | Metayer (TE) | Henderson | Wiggins | Jones       | Kiner |
| PITT       | Williams | Tinsley | Gerhardt   | Kandra | Buford | Singletery  | Metayer (TE) | Henderson | Wiggins | Jones       | Kiner |
| MIAMI (OH) | Williams | Tinsley | Gerhardt   | Kandra | Buford | Singletery  | B. Smith     | Henderson | Wiggins | Jones       | Kiner |
| OKLAHOMA   | Williams | Tinsley | Gerhardt   | Kandra | Buford | Singletery  | B. Smith     | Henderson | Wiggins | Jones       | Kiner |
| BYU        | Williams | Tinsley | Gerhardt   | Kandra | Buford | Metayer     | Faulk (FB)   | Henderson | Wiggins | Jones       | Kiner |
| IOWA ST    | Williams | Tinsley | Gerhardt   | Kandra | Buford | Singletery  | Metayer (TE) | Henderson | Ollie   | Jones       | Kiner |
| BAYLOR     | Williams | Tinsley | Gerhardt   | Kandra | Buford | Metayer     | B. Smith     | Henderson | Ollie   | Jones       | Kiner |
| OK ST      | Williams | Tinsley | Gerhardt   | Kandra | Buford | Singletery  | B. Smith     | Henderson | Wiggins | Jones       | Kiner |
| UCF        | Williams | Tinsley | Gerhardt   | Kandra | Buford | Singletery  | B. Smith     | Henderson | Wiggins | Jones       | Kiner |
| HOUSTON    | Williams | Tinsley | Gerhardt   | Kandra | Buford | Singletery  | B. Smith     | Henderson | Wiggins | Jones       | Kiner |
| WVU        | Williams | Tinsley | Gerhardt   | Kandra | Buford | Prater (WR) | B. Smith     | Henderson | Wiggins | Lichtenberg | Kiner |
| KANSAS     |          |         |            |        |        |             |              |           |         |             |       |

| DEFENSE    | DE     | DT       | DE       | OLB      | ILB      | ILB    | STAR   | CB     | CB           | S    | S        |
|------------|--------|----------|----------|----------|----------|--------|--------|--------|--------------|------|----------|
| EKU        | Briggs | Corleone | Phillips | Grzesiak | Jones    | Dingle | Pace   | Young  | Anderson Jr. | Ward | Threats  |
| PITT       | Briggs | Corleone | Phillips | Grzesiak | Jones    | Dingle | Pace   | Young  | Harris       | Ward | Threats  |
| MIAMI (OH) | Briggs | Corleone | Phillips | Grzesiak | Jones    | Dingle | Pace   | Young  | Harris       | Ward | Threats  |
| OKLAHOMA   | Briggs | Corleone | Phillips | Grzesiak | Jones    | Dingle | Willis | Young  | Harris       | Ward | Threats  |
| BYU        | Briggs | Corleone | Phillips | Grzesiak | Jones    | Dingle | Pace   | Young  | Harris       | Ward | Threats  |
| IOWA ST    | Briggs | Corleone | Phillips | Grzesiak | Thompson | Dingle | Pace   | Young  | Harris       | Ward | Threats  |
| BAYLOR     | Briggs | Corleone | Phillips | Grzesiak | Thompson | Dingle | Pace   | Young  | Harris       | Ward | Threats  |
| OK ST      | Briggs | Corleone | Phillips | Grzesiak | Thompson | Dingle | Willis | Young  | Harris       | Ward | Peek Jr. |
| UCF        | Briggs | Corleone | Phillips | Grzesiak | Jones    | Dingle | Pace   | Young  | Carroll      | Ward | Threats  |
| HOUSTON    | Briggs | Corleone | Phillips | Grzesiak | Jones    | Dingle | Pace   | Adkins | Carroll      | Ward | Taylor   |
| WVU        | Briggs | Corleone | Phillips | Grzesiak | Jones    | Dingle | Pace   | Young  | Carroll      | Ward | Threats  |
| KANSAS     |        |          |          |          |          |        |        |        |              |      |          |

START CHART

|                         | 2023 | CAR. | CONS. |                       | 2023 | CAR. | CONS. |                       | 2023 | CAR. | CONS. |
|-------------------------|------|------|-------|-----------------------|------|------|-------|-----------------------|------|------|-------|
| Rayquan Adkins, DB      | 1    | 1    | 0     | Emory Jones, QB       | 10   | 30   | 0     | Braden Smith, WR      | 7    | 15   | 5     |
| Sammy Anderson Jr., CB  | 1    | 2    | 0     | Dorian Jones, LB      | 8    | 14   | 3     | DJ Taylor, DB         | 1    | 1    | 0     |
| Jowon Briggs, DL        | 11   | 43   | 28    | Luke Kandra, OL       | 11   | 13   | 11    | Jonathan Thompson, LB | 3    | 3    | 0     |
| Deondre Buford, OL      | 11   | 13   | 11    | Corey Kiner, RB       | 11   | 11   | 11    | Bryon Threats, DB     | 10   | 20   | 1     |
| Sterling Berkhalter, WR | 0    | 13   | 0     | Brady Lichtenberg, QB | 1    | 1    | 1     | Dartanyan Tinsley, OL | 11   | 11   | 11    |
| Kalen Carroll, DB       | 3    | 3    | 3     | Chamon Metayer, TE    | 5    | 5    | 0     | Malik Vann, DE        | 0    | 12   | 0     |
| Dontay Corleone, DL     | 11   | 11   | 11    | Ryan Montgomery, RB   | 0    | 1    | 0     | Taj Ward, DB          | 20   | 23   | 15    |
| Jack Dingle, LB         | 11   | 11   | 11    | Donovan Ollie, WR     | 2    | 26   | 0     | Phillip Wilder, OL    | 0    | 9    | 0     |
| Barak Faulk, TE/FB      | 1    | 1    | 0     | Deshawn Pace, DB      | 9    | 21   | 3     | John Williams, OL     | 11   | 14   | 11    |
| Gavin Gerhardt, OL      | 10   | 23   | 10    | Antwan Peek Jr., DB   | 1    | 1    | 0     | Ken Willis, DB        | 2    | 2    | 0     |
| Daniel Grzesiak, OLB    | 11   | 24   | 24    | Eric Phillips, DL     | 11   | 21   | 21    | Dee Wiggins, WR       | 9    | 31   | 4     |
| Justin Harris, CB       | 7    | 7    | 0     | Evan Prater, WR       | 1    | 3    | 1     | Ethan Wright, RB      | 0    | 1    | 0     |
| Xzavier Henderson, WR   | 11   | 24   | 11    | Trevor Radosevich, OL | 1    | 21   | 0     | Jordan Young, CB      | 10   | 10   | 1     |
| Jalen Hunt, DL          | 0    | 5    | 0     | Caleb Schmitz, TE     | 1    | 1    | 1     |                       |      |      |       |
| Dion Hunter, LB         | 0    | 6    | 0     | Payten Singletary, TE | 8    | 9    | 0     |                       |      |      |       |

## THE LAST TIME

## SCORING

|                          |                               |
|--------------------------|-------------------------------|
| Scored 30 or more points | 66 vs. ECU (09/02/23)         |
| Scored 40 or more points | 66 vs. ECU (09/02/23)         |
| Scored 50 or more points | 66 vs. ECU (09/02/23)         |
| Scored 60 or more points | 66 vs. ECU (09/02/23)         |
| Scored 70 or more points | 72 vs. Austin Peay (09/03/11) |

## TOTAL OFFENSE

|                               |                                |
|-------------------------------|--------------------------------|
| Had more than 400 total yards | 515 vs UCF (11/04/23)          |
| Had more than 450 total yards | 515 vs UCF (11/04/23)          |
| Had more than 500 total yards | 515 vs UCF (11/04/23)          |
| Had more than 550 total yards | 667 vs. ECU (09/02/23)         |
| Had more than 600 total yards | 667 vs. ECU (09/02/23)         |
| Had more than 650 total yards | 667 vs. ECU (09/02/23)         |
| Had more than 700 total yards | 741 vs. Alabama A&M (09/15/18) |

## RUSHING OFFENSE

|                              |                                  |
|------------------------------|----------------------------------|
| Rushed for 150 or more yards | 204 @ Houston (11/11/23)         |
| Rushed for 200 or more yards | 204 @ Houston (11/11/23)         |
| Rushed for 250 or more yards | 277 at Oklahoma State (10/28/23) |
| Rushed for 300 or more yards | 349 vs. UCF (10/14/21)           |
| Rushed for 350 or more yards | 409 vs. Alabama A&M (09/15/18)   |
| Rushed for 400 or more yards | 409 vs. Alabama A&M (09/15/18)   |

## PASSING OFFENSE

|                              |                          |
|------------------------------|--------------------------|
| Passed for 250 or more yards | 267 vs UCF (11/04/23)    |
| Passed for 300 or more yards | 438 vs. ECU (09/02/23)   |
| Passed for 350 or more yards | 438 vs. ECU (09/02/23)   |
| Passed for 400 or more yards | 438 vs. ECU (09/02/23)   |
| Passed for 450 or more yards | 523 @ Houston (11/07/15) |
| Passed for 500 or more yards | 523 @ Houston (11/07/15) |
| Passed for 600 or more yards | 620 @ Memphis (09/24/15) |

## SCORING DEFENSE

|                            |                         |
|----------------------------|-------------------------|
| Allowed 0 points           | 0 vs. Navy (11/03/18)   |
| Allowed 3 or fewer points  | 3 @ Temple (11/19/22)   |
| Allowed 7 or fewer points  | 3 @ Temple (11/19/22)   |
| Allowed 10 or fewer points | 3 @ Temple (11/19/22)   |
| Allowed 14 or fewer points | 14 @ Houston (11/11/23) |

## TOTAL DEFENSE

|                                    |                                   |
|------------------------------------|-----------------------------------|
| Allowed fewer than 75 total yards  | 53 vs. Kansas (09/20/97)          |
| Allowed fewer than 100 total yards | 87 @ Miami OH (09/21/13)          |
| Allowed fewer than 125 total yards | 87 @ Miami OH (09/21/13)          |
| Allowed fewer than 150 total yards | 129 @ UConn (11/22/14)            |
| Allowed fewer than 175 total yards | 164 vs. Boston College (01/02/20) |
| Allowed fewer than 200 total yards | 183 vs. Miami (OH) (09/17/22)     |
| Allowed fewer than 225 total yards | 202 @ Temple (11/19/22)           |
| Allowed fewer than 250 total yards | 241 @ Houston (11/11/23)          |

## RUSHING DEFENSE

|                            |                          |
|----------------------------|--------------------------|
| Allowed 0 or fewer yards   | -3 @ Miami OH (10/01/11) |
| Allowed 25 or fewer yards  | 5 vs. Memphis (10/31/20) |
| Allowed 50 or fewer yards  | 36 at Tulsa (10/01/22)   |
| Allowed 75 or fewer yards  | 70 at BYU (09/29/23)     |
| Allowed 100 or fewer yards | 80 vs. Baylor (10/21/23) |

## PASSING DEFENSE

|                            |                          |
|----------------------------|--------------------------|
| Allowed 0 passing yards    | -1 vs. Xavier (10/09/71) |
| Allowed 50 or fewer yards  | 47 vs. Navy (11/03/18)   |
| Allowed 100 or fewer yards | 84 vs. Navy (11/05/22)   |
| Allowed 150 or fewer yards | 102 @ Houston (11/11/23) |
| Allowed 175 or fewer yards | 102 @ Houston (11/11/23) |
| Allowed 200 or fewer yards | 102 @ Houston (11/11/23) |

## SPECIAL SITUATIONS

|  |  |
|--|--|
| Scored on the first play from scrimmage                  | Scott 53-yard pass from Ridder vs. SMU (11/20/21)  |
| Had a game-winning field goal                            | Ryan Coe, 21 yards vs. ECU (11/11/22)              |
| Kicked a 50-yard field goal                              | Carter Brown, 54 yards vs. Oklahoma (09/23/23)     |
| UC shutout its opponent                                  | vs. Navy (11/03/18, W, 42-0)                       |
| UC was shutout   | @ No. 5 Ohio State (09/07/19, L 42-0)              |
| Converted a 2-point play                                 | Evan Prater from Emory Jones vs. Baylor (10/21/23) |
| A player scored on a pass, rush and rec. TD in same game | Desmond Ridder vs. SMU (11/20/21)                  |

## INDIVIDUAL RUSHING

|  |  |
|--|--|
| Had a player rush for 100 or more yards    | 129 by Corey Kiner @ Houston (11/11/23)  |
| Had a player rush for 150 or more yards    | 153 by Corey Kiner @ Pitt (09/09/23)   |
| Had a player rush for 200 or more yards    | 212 by Mike Boone vs. USF (10/24/14)   |
| Had a player rush for 225 or more yards    | 238 by Richard Hall vs. Miami OH (09/11/04)  |
| Had two players rush for 100 or more yards | 114 (Kiner) & 113 (R. Montgomery) vs. UCF (11/04/23)<br>129 (Kiner) & 103 (M. Montgomery) vs. Baylor (10/21/23)<br>104 (R. Montgomery) & 101 (Jones) vs. Miami (OH) (09/16/23) |
| Had a player rush for 2 or more TDs        | 2 by Corey Kiner @ Houston (11/11/23)  |
| Had a player rush for 3 or more TDs        | 4 by Jerome Ford vs. UCF (10/14/21)  |
| Had a player rush for 4 or more TDs        | 4 by Jerome Ford vs. UCF (10/14/21)  |
| Had a player rush for 5 or more TDs        | 6 by Ike Stewart vs. Transylvania (10/05/1912)   |

## INDIVIDUAL PASSING

|   |  |
|---|--|
| Had a player pass for 200 or more yards               | 217 by Emory Jones vs UCF (11/04/23)             |
| Had a player pass for 250 or more yards               | 256 by Emory Jones at BYU (09/29/23)             |
| Had a player pass for 300 or more yards               | 345 by Emory Jones vs. ECU 09/02/23)             |
| Had a player pass for 350 or more yards               | 354 by Ben Bryant vs. Indiana (09/24/22)         |
| Had a player pass for 400 or more yards               | 523 by Gunner Kiel @ Houston (11/07/15)          |
| Had a player pass for 450 or more yards               | 523 by Gunner Kiel @ Houston (11/07/15)          |
| Had a player pass for 500 or more yards               | 523 by Gunner Kiel @ Houston (11/07/15)          |
| Had a player pass for 2 or more TDs                   | 2 by Emory Jones vs. Baylor (10/21/23)           |
| Had a player pass for 3 or more TDs                   | 3 by Emory Jones at BYU (09/29/23)               |
| Had a player pass for 4 or more TDs                   | 5 by Emory Jones vs. ECU 09/02/23)               |
| Had a player pass for 5 or more TDs                   | 5 by Emory Jones vs. ECU 09/02/23)               |
| Had a player pass for 6 or more TDs                   | 6 by Gunner Kiel vs. Toledo (09/12/14)           |
| Had a player complete 20 passes                       | 23 by Emory Jones at BYU (09/29/23)              |
| Had a player complete 30 passes                       | 31 by Desmond Ridder at South Florida (11/12/21) |
| Had a player complete 35 passes                       | 35 by Deontey Kenner @ Southern Miss (10/23/99)  |
| Had a player complete 10 straight passes              | 10 by Emory Jones vs. ECU (09/03/23)             |
| Had a player complete 12 straight passes              | 12 by Ben Bryant vs. Miami (OH) (09/17/22)       |
| Had a player complete 10 straight passes to open game | 10 by Emory Jones vs. ECU (09/03/23))            |
| Had a player complete 12 straight passes to open game | 12 by Ben Bryant vs. Miami (OH) (09/17/22)       |
| Had a player throw 30 passes                          | 30 by Emory Jones vs. Baylor (10/21/23)          |
| Had a player throw 35 passes                          | 37 by Emory Jones at BYU (09/29/23)              |
| Had a player throw 40 passes                          | 45 by Ben Bryant at UCF (10/29/22)               |
| Had a player throw 45 passes                          | 45 by Ben Bryant at UCF (10/29/22)               |
| Had a player throw 50 passes                          | 50 by Desmond Ridder @ SMU (10/27/18)            |

## INDIVIDUAL RECEIVING

|   |   |
|---|---|
| Had a player with 10 or more receptions in a game | 12 by Xzavier Henderson vs. Miami (Ohio) (09/16/23) |
| Had a player with 11 or more receptions in a game | 12 by Xzavier Henderson vs. Miami (Ohio) (09/16/23) |
| Had a player with 12 or more receptions in a game | 12 by Xzavier Henderson vs. Miami (Ohio) (09/16/23) |
| Had a player with 13 or more receptions in a game | 15 by Shaq Washington @ ECU (11/28/15)              |
| Had a player with 14 or more receptions in a game | 15 by Shaq Washington @ ECU (11/28/15)              |
| Had a player with 15 or more receptions in a game | 15 by Shaq Washington @ ECU (11/28/15)              |
| Had a player receive 100 or more yards            | Braden Smith (114) vs. UCF (11/04/23)               |
| Had a player receive 150 or more yards            | Tyler Scott (185) vs. Indiana (09/24/22)            |
| Had a player receive 200 or more yards            | 203 by Kahlil Lewis vs. ECU (11/23/18)              |
| Had a player receive 250 or more yards            | 254 by Tom Rossley vs. Louisville (11/09/68)        |
| Had a player receive for 2 or more TDs            | 2 by Chamon Metayer at West Virginia (11/18/23)     |
| Had a player receive for 3 or more TDs            | 3 by Tyler Scott vs. Indiana (09/24/22)             |

## GAMES AGAINST RANKED TEAMS

|   |   |
|---|---|
| Beat a top 25 team                      | No. 16 Houston, 35-20 (12/04/21)                    |
| Beat a top 10 team                      | @ No. 9 Notre Dame, 24-13 (10/02/21)                |
| Beat a ranked opponent @ home           | No. 16 Houston, 35-20 (12/04/21)                    |
| Beat a ranked opponent on the road      | @ No. 9 Notre Dame, 24-13 (10/02/21)                |
| Beat a ranked opponent @ a neutral site | vs. No. 25 vs. Virginia Tech (FedEx Field/09/29/12) |
| Beat back-to-back ranked opponents      | 10/30/08-11/08/08 #24 USF & @ #20 West Virginia     |
| Lost to a ranked opponent @ home        | No. 16 Oklahoma, 6-20 (09/23/23)                    |

## RETURNS/SPECIAL TEAMS/DEFENSE

|  |   |
|--|---|
| Returned a KO for a TD                 | Jaden Thompson, 100 yards vs. ECU (11/11/22)                  |
| Returned a Punt for a TD               | Mardy Gilyard, 53 yards (9/12/09 vs. SEMO)                    |
| Had Two Interceptions                  | 2 by Coby Bryant vs. USF (10/03/20)                           |
| Had Three Interceptions                | 3 by Mike Tyson @ Purdue (09/10/16)                           |
| Recorded a Safety                      | @ UCLA (09/01/18)   |
| Returned an INT for a TD               | Deshawn Pace, 18 yards at Tulsa (10/01/22)                    |
| Returned 2 INTs for TDs                | D. Battle-30 yards & C. Cheatham-53 yards vs. Akron (9/17/11) |
| Recovered a fumble in endzone for a TD | Josiah Deguara @ Marshall (09/28/19)                          |
| Returned a fumble for a TD             | Dominique Perry, 14 yards vs. Indiana (09/24/22)              |
| Executed a successful onside kick      | Kick by Miliano/Recovered by Morrison @ Rutgers (11/16/13)    |
| Blocked a FG                           | Jowon Briggs on 25-yard attempt vs. Navy (11/05/22)           |
| Blocked a PAT                          | Lorenz Metz vs. Temple (11/23/19 - fourth quarter)            |
| Returned a blocked PAT for 2 points    | Coby Bryant, 98 yards vs. Temple (11/23/19)                   |
| Blocked a punt                         | Ryan Royer at East Carolina (11/26/21)                        |

## SINGLE-GAME TEAM OFFENSE

|                            |  |
|----------------------------|--|
| Most Points                | 124 vs. Transylvania (1912)  |
| Most Touchdowns            | 14 vs. Transylvania (1912)   |
| Most Rushing Attempts      | 83 vs. Louisiana-Monroe (1977)   |
| Most Rushing Yards         | 464 vs. Case-Western Reserve (1953)  |
|                            | 464 vs. Virginia Military Institute (1953)   |
| Most Rushing Touchdowns    | 14 vs. Transylvania (1912)   |
| Most Passing Attempts      | 64 at Memphis (2015)   |
| Most Passes Completed      | 38 at Memphis (2015)   |
| Most Passing Yards         | 620 at Memphis (2015)  |
| Most Interceptions Thrown  | 6 vs. Xavier (1972)  |
| Most Touchdown Passes      | 6 vs. Toledo (2014); vs. Illinois (2009)   |
| Most Offensive Plays       | 100 at Memphis (2015)  |
| Most Yards Total Offense   | 752 at Memphis (2015)  |
| Most First Downs           | 38 at Memphis (2015); 38 vs. Austin Peay (2018)  |
| Most Fumbles               | 15 vs. Louisville (1970)   |
| Most Fumbles Lost          | 7 vs. Virginia Military Institute (1951)   |
| Most Turnovers             | 9 vs. Xavier (1955)  |
|                            | 9 vs. Hardin-Simmons (1955)  |
|                            | 9 vs. Virginia Military Institute (1951)   |
| Most Penalties             | 18 vs. Kansas State (1951)   |
| Most Penalty Yards         | 176 vs. Louisville (1968)  |
| Most Punts                 | 13 vs. Pittsburgh (1981)   |
|                            | 13 vs. Mississippi State (1948)  |
| Most Punting Yards         | 510 vs. Louisville (1996)  |
| Most Punt Return Yards     | 177 vs. Ohio (1949)  |
| Most Kickoff Return Yards  | 295 vs. Memphis (1971)   |
| Fewest Rushing Attempts    | 15 vs. Illinois (2009)   |
| Fewest Rushing Yards       | -23 vs. Rutgers (2005)   |
| Fewest Passes Completed    | 0 vs. Dayton (1970)  |
| Fewest Passing Yards       | 0 vs. Dayton (1970)  |
| Fewest Yards Total Offense | 46 vs. North Texas State (1959)  |
| Fewest First Downs         | 3 vs. West Virginia (1989)   |
| Fewest Penalties           | 1 five times   |
|                            | vs. Rutgers (1994), vs. Louisville (1966), vs. Memphis (1966), vs. Army (1963), vs. Hawai'i (1954) |
| Fewest Yards Penalized     | 4 vs. Memphis (1966)   |
| Fewest Punts               | 0 vs. Miami (OH) (2008)  |
|                            | 0 vs. Memphis (1998)   |
|                            | 0 vs. Miami (OH) (1954)  |

## SINGLE-GAME TEAM DEFENSE

|                                    |  |
|------------------------------------|--|
| Fewest Rushing Attempts Allowed    | 17 vs. Dayton (1961)   |
| Fewest Rushing Yards Allowed       | -46 vs. Kansas (1997)  |
| Fewest Passing Attempts            | 1 vs. Boston College (1964)  |
| Fewest Pass Completions Allowed    | 0 six times  |
|                                    | vs. Louisville (1974), vs. Ohio (1973), vs. Boston College (1964), vs. Indiana (1963), vs. Ohio (1949) |
| Fewest Passing Yards Allowed       | -1 vs. Xavier (1971)   |
| Fewest Yards Total Offense Allowed | 18 vs. Louisiana-Lafayette (1973)  |
| Most Points Allowed                | 81 vs. Penn State (1991)   |
| Most Rushing Attempts Allowed      | 86 vs. West Virginia (1969)  |
| Most Rushing Yards Allowed         | 539 vs. Northern Illinois (1989)   |
| Most Passing Attempts Allowed      | 67 vs. Louisville (1997)   |
| Most Pass Completions Allowed      | 37 vs. East Carolina (1997)  |
| Most Passing Yards Allowed         | 482 vs. Florida (2010)   |
| Most Yards Total Defense Allowed   | 742 vs. Louisville (1998)  |
| Most Passes Intercepted            | 7 vs. Kansas State (1951)  |
| Most Interception Return Yards     | 162 vs. Dayton (1956)  |
| Most Turnovers Forced              | 8 vs. Rice (1974)  |

## SINGLE-GAME INDIVIDUAL OFFENSE

|   |  |
|---|--|
| Rushing Attempts                        | 45 by Steve Cowan vs. Ohio (1970)                                  |
| Rushing Yards                           | 306 by Bob Hynes vs. Case Western Reserve (1923)                   |
| Yards Per Rush                          | 29.5 by Mike Boone at Miami (OH) (4 carries, 118 yards) (2015)     |
| Rushing Touchdowns                      | 6 by Ike Stewart vs. Transylvania (1912)                           |
|   | 6 by Bob Heuck vs. Transylvania (1912)                             |
| Passing Attempts                        | 59 by Deontey Kenner vs. Southern Miss (1999)                      |
| Passing Completions                     | 35 by Deontey Kenner vs. Southern Miss (1999)                      |
|   | 35 by Greg Cook vs. Ohio (1968)                                    |
| Passing Yards                           | 557 by Hayden Moore at Memphis (2015)                              |
| Passing Touchdowns                      | 6 by Gunner Kiel (2014); by Tony Pike vs. Illinois (2009)          |
| Interceptions Thrown                    | 6 by Mike Shoemaker vs. Xavier (1972)                              |
| Receptions                              | 15 by Shaq Washington at East Carolina (2015)                      |
| Receiving Yards                         | 254 by Tom Rossley vs. Louisville (1968)                           |
| Yards Per Reception                     | 73.7 by Chris Moore at Ohio State (3 receptions, 221 yards) (2014) |
| Receiving Touchdowns                    | 3 by nine players, last by Tyler Scott vs Indiana (2022)           |
| All-Purpose Yards (Rsh., Rec. and Ret.) | 381 by Mardy Gilyard at Pittsburgh (2009)                          |
| Total Yards                             | 564 by Hayden Moore at Memphis (2015)                              |
| Total Points                            | 51 by Ike Stewart vs. Transylvania (1912)                          |
| Touchdowns                              | 8 by Ike Stewart vs. Transylvania (1912)                           |
| Extra Points Made                       | 12 by Alonzo Weiss vs. Transylvania (1912)                         |
| Field Goals Made                        | 5 by Ryan Coe at SMU (2022)  |
| Punts                                   | 13 by Phil Peckich at Pittsburgh (1981)                            |
| Punting Yards                           | 510 by Steve Smith at Louisville (1996)                            |
| Punting Average                         | 65.0 by Mason Fletcher at SMU (3 punts) (2022)                     |
| Kickoff Returns                         | 8 by Mardy Gilyard at Pittsburgh (2009)                            |
|   | 8 by LaDaris Vann vs. East Carolina (1999)                         |
| Kickoff Return Yards                    | 256 by Mardy Gilyard at Pittsburgh (2009)                          |
| Kickoff Returns For Touchdowns          | 1 by 20 players  |
|   | last by Mardy Gilyard at Pittsburgh (2009)                         |
| Punt Returns                            | 7 by Mike Daniels vs. Western Carolina (2005)                      |
|   | 7 by Tinker Keck vs. Kansas (1997)                                 |
|   | 7 by Charley Bland vs. Villanova (1973)                            |
| Punt Return Yards                       | 161 by Gene Gibson vs. Ohio (1949)                                 |
| Punt Return Touchdowns                  | 2 by Tinker Keck vs. Louisville (1997)                             |
|   | 2 by Gene Gibson vs. Ohio (1949)                                   |

## SINGLE-GAME INDIVIDUAL DEFENSE

|                                     |   |
|-------------------------------------|---|
| Total Tackles                       | 19 by Greg Blair at Louisville (10/26/12) *       |
|                                     | Frank Callicott vs. UAB (11/30/02) *              |
|                                     | Jeff Luc vs. Miami (Ohio) (9/20/14) *             |
| Tackles For A Loss                  | 5.5 by Brandon Mills vs. Rutgers (11/20/10) *     |
| Sacks                               | 4.0 by Alex Daniels at Miami (Ohio) (10/3/09) *   |
|                                     | Antwan Peek vs. Louisiana-Monroe (12/1/01) *      |
| Forced Fumbles                      | 3 by Antwan Peek vs. Louisiana Monroe (12/1/01) * |
| Fumble Recoveries                   | 2 by Willis Edwards vs. Memphis (10/26/02) *      |
|                                     | Ivan Fields at Memphis (11/11/00) *               |
|                                     | Jeff Luc vs. USF (10/14/14) *                     |
|                                     | Wes Richardson at NC State (9/16/10) *            |
| Pass Break Ups                      | 4 by Justin Harris at Pittsburgh (09/09/23) *     |
|                                     | Linden Stephens at Miami (Ohio) (9/16/17)) *      |
|                                     | Mike Mickens vs. Rutgers (11/18/06) *             |
|                                     | Zach Norton vs. Louisville (10/27/01) *           |
| Interceptions                       | 4 by Bob Hynes vs. Ohio Northern (1923)           |
| Interception Return Yards           | 123 by Shawn Ferguson vs. Memphis (1998)          |
| Interception Returns for Touchdowns | 2 by Shawn Ferguson vs. Memphis (1998)            |
| Blocked Kicks                       | 2 by Connor Barwin at Marshall (10/3/08) *        |
|                                     | Antwan Peek vs. Miami (10/28/00) *                |

\* - Since 2000

## GAME-BY-GAME RECAPS

vs. EKU  
SEPTEMBER 2, 2023  
CINCINNATI, OHIO



|                  | 1  | 2  | 3  | 4  | F  |
|------------------|----|----|----|----|----|
| Eastern Kentucky | 0  | 7  | 3  | 3  | 13 |
| Cincinnati       | 21 | 21 | 10 | 14 | 66 |

## SCORING PLAYS

|     |       |     |  |
|-----|-------|-----|--|
| 1st | 11:45 | CIN | Henderson, Xzavier 49 yd pass from Jones, Emory (Brown, Carter kick)<br>7-71, 03:09, EKU 0 - CIN 7         |
| 1st | 06:52 | CIN | Wiggins, Dee 39 yd pass from Jones, Emory (Brown, Carter kick)<br>5-87, 02:07, EKU 0 - CIN 14              |
| 1st | 01:41 | CIN | Jones, Emory 1 yd run (Brown, Carter kick)<br>9-80, 03:46, EKU 0 - CIN 21                                  |
| 2nd | 11:47 | CIN | Singletary, Payten 1 yd pass from Jones, Emory (Brown, Carter kick)<br>4-77, 01:23, EKU 0 - CIN 28         |
| 2nd | 07:17 | CIN | Jones, Emory 12 yd run (Brown, Carter kick)<br>8-65, 03:04, EKU 0 - CIN 35                                 |
| 2nd | 05:08 | EKU | Brown, Hunter 17 yd pass from McKinney, Parker (Nations, Patrick kick)<br>4-74, 02:03, EKU 7 - CIN 35      |
| 2nd | 00:49 | CIN | Smith, Braden 48 yd pass from Jones, Emory (Brown, Carter kick)<br>10-84, 04:14, EKU 7 - CIN 42            |
| 3rd | 13:21 | CIN | Brown, Carter 46 yd field goal<br>4-(- 9), 01:27, EKU 7 - CIN 45   |
| 3rd | 08:12 | EKU | Nations, Patrick 42 yd field goal<br>4-(- 7), 01:44, EKU 10 - CIN 45                                       |
| 3rd | 02:42 | CIN | Turner, Aaron 6 yd pass from Jones, Emory (Brown, Carter kick)<br>11-75, 05:30, EKU 10 - CIN 52            |
| 4th | 13:39 | CIN | Lichtenberg, Brady 4 yd run (Brown, Carter kick)<br>6-37, 02:39, EKU 10 - CIN 59                           |
| 4th | 06:30 | EKU | Nations, Patrick 43 yd field goal<br>13-49, 07:09, EKU 13 - CIN 59   |
| 4th | 04:37 | CIN | Jackson Jr., Barry 65 yd pass from Lichtenberg, Brady (Brown, Carter kick)<br>4-75, 01:53, EKU 13 - CIN 66 |

|                            | CIN      | EKU     |
|----------------------------|----------|---------|
| FIRST DOWNS                | 30       | 15      |
| RUSHES-YARDS (NET)         | 44-229   | 32-125  |
| PASSING YDS (NET)          | 438      | 177     |
| Passes Att-Comp-Int.       | 23-27-0  | 13-25-2 |
| TOTAL OFFENSE PLAYS-YARDS  | 71-667   | 57-302  |
| Fumble Returns-Yards       | 0-0      | 0-0     |
| Punt Returns-Yards         | 4-34     | 0-0     |
| Kickoff Returns-Yards      | 2-42     | 6-118   |
| Interception Returns-Yards | 2-6      | 0-0     |
| Punts (Number-Avg)         | 4-47     | 1-45    |
| Fumbles-Lost               | 3-1      | 3-1     |
| Penalties-Yards            | 7-55     | 7-42    |
| Possession Time            | 31:46    | 28:14   |
| Third-Down Conversions     | 10 of 14 | 3 of 11 |
| Fourth-Down Conversions    | 2 of 2   | 0 of 1  |
| Red-Zone Scores-Chances    | 6-6      | 2-2     |
| Sacks By: Number-Yards     | 3-19     | 2-10    |

**RUSHING:** Cincinnati- KINER, Corey 13-105; MONTGOMERY, Myles 7-43; TURNER, Aaron 3-31; JONES, Emory 9-26; MONTGOMERY, Ryan 4-11; WRIGHT, Ethan 4-6; LICHTENBERG, Brady 1-4; DROGOSH, Brady 3-3  
EKU- CARTER, Joshua 7-68; HERGOTT, Cameron 6-40; LATHAM, Brayden 7-21; SLOAN, Braedon 4-12; MAGLOIRE, Kyeandre 3(-1); MCKINNEY, Parker 5(-15)

**PASSING:** Cincinnati- JONES, Emory 19-23-0-345; LICHTENBERG, Brady 4-4-0-93.  
EKU- MCKINNEY, Parker 13-24-2-177; HERGOTT, Cameron 0-1-0-0

**RECEIVING:** Cincinnati- HENDERSON, Xzavier 7-149; SMITH, Braden 4-72; JACKSON JR., Barry 1-65; WIGGINS, Dee 1-39; SCOTT, Chris 1-32; PRATER, Evan 3-31; MONTGOMERY, Ryan 1-25; TURNER, Aaron 3-14; WRIGHT, Ethan 1-10; SINGLETARY, Payten 1-1  
EKU- SMITH, Jaden 5-81; BURBAGE, Jalen 2-30; BROWN, Hunter 2-20; MANNAN, Mena 1-16; MAGLOIRE, Kyeandre 1-13; SLOAN, Braedon 1-9; HENSLEY, Jackson 1-8

at Pittsburgh  
SEPTEMBER 9, 2023  
PITTSBURGH, PA.



|            | 1  | 2  | 3 | 4  | F  |
|------------|----|----|---|----|----|
| Cincinnati | 10 | 10 | 7 | 0  | 27 |
| Pittsburgh | 7  | 0  | 0 | 14 | 21 |

## SCORING PLAYS

|     |       |      |   |
|-----|-------|------|---|
| 1st | 13:06 | CIN  | Singletary 12 yd pass from Jones (Brown kick)<br>4-64, 01:24, CIN 7 - PITT 0      |
| 1st | 8:57  | CIN  | Brown 22 yd field goal<br>5-74, 2:20, CIN 10 - PITT 0                             |
| 1st | 4:17  | PITT | Mumpfield 5 yd pass from Jurkovec (Sauls kick)<br>10-75, 4:40, CIN 10 - PITT 7    |
| 2nd | 13:20 | CIN  | Kiner 7 yd rush (Brown kick)<br>7-76, 3:07, CIN 17 - PITT 7                       |
| 2nd | 0:05  | CIN  | Brown 47 yd field goal<br>17-69, 8:11, CIN 20 - PITT 7                            |
| 3rd | 9:17  | CIN  | Smith 21 yd pass from Jones (Brown kick)<br>4-36, 1:44, CIN 27 - PITT 7           |
| 4th | 14:48 | PITT | Mumpfield 9 yd pass from Jurkovec (Sauls kick)<br>7-48, 2:06, CIN 27 - PITT 14    |
| 4th | 11:53 | PITT | Bartholomew 16 yd pass from Jurkovec (Sauls kick)<br>4-86, 0:45, CIN 27 - PITT 21 |

|                            | CIN     | PITT    |
|----------------------------|---------|---------|
| FIRST DOWNS                | 20      | 18      |
| RUSHES-YARDS (NET)         | 42-216  | 29-83   |
| PASSING YDS (NET)          | 155     | 179     |
| Passes Att-Comp-Int.       | 19-27-1 | 10-32-0 |
| TOTAL OFFENSE PLAYS-YARDS  | 69-371  | 61-262  |
| Fumble Returns-Yards       | 0-0     | 0-0     |
| Punt Returns-Yards         | 2-5     | 2-8     |
| Kickoff Returns-Yards      | 1-15    | 2-28    |
| Interception Returns-Yards | 0-0     | 1-2     |
| Punts (Number-Avg)         | 5-198   | 5-237   |
| Fumbles-Lost               | 0-0     | 2-1     |
| Penalties-Yards            | 7-90    | 5-35    |
| Possession Time            | 26:32   | 25:17   |
| Third-Down Conversions     | 6 of 16 | 5 of 14 |
| Fourth-Down Conversions    | 2 of 2  | 2 of 3  |
| Red-Zone Scores-Chances    | 3-3     | 3-3     |
| Sacks By: Number-Yards     | 5-38    | 2-7     |

**RUSHING:** Cincinnati- KINER, Corey 20-153; TURNER, Aaron 2-22; JONES, Emory 11-17; WIGGINS, Dee 1-13; MONTGOMERY, Myles 3-13; MONTGOMERY, Ryan 3-6.  
Pittsburgh- FLEMMISTER, C'Bo 6-38; CARTER, Daniel 6-25; HAMMOND JR., Rodney 6-21; JURKOVEC, Phil 10-38.

**PASSING:** Cincinnati- JONES, Emory 18-26-1-125; SMITH, Braden 1-1-0-30.  
Pittsburgh- JURKOVEC, Phil 10-32-0-179.

**RECEIVING:** Cincinnati- SMITH, Braden 5-59; SINGLETARY 4-24; WIGGINS, Dee 3-52; METAYER, Chamon 2-7; KINER, Corey 2-2; HENDERSON, Xzavier 1-10; TURNER, Aaron 1-1; MONTGOMERY, Ryan 1-0.  
Pittsburgh- MUMPFIELD, Konata 4-53; BARTHOLOMEW, Gavin 3-80; REYNOLDS, Daejon 2-36; JOHNSON, Karter 1-10.

vs. Miami (OH)  
SEPTEMBER 16, 2023  
CINCINNATI, OHIO



|            | 1  | 2 | 3 | 4 | OT | F  |
|------------|----|---|---|---|----|----|
| Miami (OH) | 7  | 7 | 7 | 3 | 7  | 31 |
| Cincinnati | 10 | 3 | 3 | 8 | 0  | 24 |

## SCORING PLAYS

|     |       |     |  |
|-----|-------|-----|--|
| 1st | 14:45 | MIA | Larvadain 79 yd pass from Gabbert (Nicholson kick)<br>1-79, 00:11, MIA 7 - CIN 0   |
| 1st | 11:47 | CIN | Kiner 4 yd rush (Brown kick)<br>6-75, 2:58, MIA 7 - CIN 7                          |
| 1st | 1:40  | CIN | Brown 23 yd field goal<br>11-72, 4:48, MIA 7 - CIN 10                              |
| 2nd | 9:22  | MIA | Larvadain 17 yd pass from Gabbert (Nicholson kick)<br>12-69, 7:12, MIA 14 - CIN 10 |
| 2nd | 1:52  | CIN | Brown 23 yd field goal<br>16-79, 7:23, MIA 14 - CIN 13                             |
| 3rd | 7:23  | CIN | Brown 23 yd field goal<br>11-62, 4:21, MIA 14 - CIN 16                             |
| 3rd | 3:01  | MIA | Davis 1 yd run (Nicholson kick)<br>9-75, 4:22, MIA 21 - CIN 16                     |
| 4th | 13:52 | CIN | Jones 17 yd run (Metayer pass)<br>11-75, 4:09, MIA 21 - CIN 24                     |
| 4th | 5:10  | MIA | Nicholson 20 yd field goal<br>7-88, 3:09, MIA 24 - CIN 24                          |
| OT  | 0:00  | MIA | Wilkins Jr. 8 yd pass from Gabbert (Nicholson kick)<br>2-25, 0:00, MIA 31 - CIN 24 |

|                            | CIN     | MIA     |
|----------------------------|---------|---------|
| FIRST DOWNS                | 30      | 16      |
| RUSHES-YARDS (NET)         | 57-273  | 29-121  |
| PASSING YDS (NET)          | 265     | 237     |
| Passes Att-Comp-Int.       | 18-34-2 | 12-20-1 |
| TOTAL OFFENSE PLAYS-YARDS  | 91-538  | 49-358  |
| Fumble Returns-Yards       | 0-0     | 0-0     |
| Punt Returns-Yards         | 2-0     | 0-0     |
| Kickoff Returns-Yards      | 2-31    | 3-48    |
| Interception Returns-Yards | 1-33    | 2-25    |
| Punts (Number-Avg)         | 2-88    | 4-208   |
| Fumbles-Lost               | 1-0     | 1-1     |
| Penalties-Yards            | 10-78   | 7-42    |
| Possession Time            | 36:18   | 23:42   |
| Third-Down Conversions     | 8 of 17 | 4 of 10 |
| Fourth-Down Conversions    | 1 of 3  | 1 of 1  |
| Red-Zone Scores-Chances    | 5-8     | 4-4     |
| Sacks By: Number-Yards     | 2-12    | 2-9     |

**RUSHING:** Cincinnati- MONTGOMERY, Ryan 20-104; JONES, Emory 20-101; KINER, Corey 14-31; METAYER, Chamon 1-27; MONTGOMERY, Myles 1-8; PRATER, Evan 1-2.

Miami (OH)- GABBERT, Brett 9-75; AMOS, Rashad 8-18; LARVADAIN, Gage 4-13; TRACY, Kenny 3-10; MOZEE, Keyon 1-4; DAVIS, Kevin 2-3.

**PASSING:** Cincinnati- JONES, Emory 18-34-2-265.  
Miami (OH)- GABBERT, Brett 12-20-1-237.

**RECEIVING:** Cincinnati- HENDERSON, Xzavier 12-140; WIGGINS, Dee 3-51; SMITH, Braden 1-37; SINGLETARY, Payten 1-32; PRATER, Evan 1-5  
Miami (OH)- LARVADAIN, Gage 2-96; MARSHALL, Miles 3-54; TRACY, Javon 2-45; WILKINS JR., Joe 3-29; TRACY, Kenny 1-8; DAVIS, Kevin 1-5.



## GAME-BY-GAME RECAPS

vs. Oklahoma  
SEPTEMBER 23, 2023  
CINCINNATI, OHIO



|            | 1 | 2 | 3 | 4 | F  |
|------------|---|---|---|---|----|
| Oklahoma   | 7 | 3 | 7 | 3 | 20 |
| Cincinnati | 3 | 0 | 3 | 0 | 6  |

## SCORING PLAYS

|     |       |     |   |
|-----|-------|-----|---|
| 1st | 7:39  | CIN | Brown, Carter 40 yd field goal                                    |
|     |       |     | 9-37, 03:45, OU 0 - CIN 3   |
| 1st | 00:34 | OU  | Anderson, Nick 5 yd pass from Gabriel, Dillon (Schmit, Zach kick) |
|     |       |     | 6-66, 01:47, OU 7 - CIN 3   |
| 2nd | 08:40 | OU  | Schmit, Zach 34 yd field goal                                     |
|     |       |     | 12-72, 04:51, OU 10 - CIN 3                                       |
| 3rd | 08:22 | CIN | Brown, Carter 54 yd field goal                                    |
|     |       |     | 12-49, 04:32, OU 10 - CIN 6                                       |
| 3rd | 05:23 | OU  | Gabriel, Dillon 1 yd rush (Schmit, Zach kick)                     |
|     |       |     | 9-75, 02:59, OU 17 - CIN 6  |
| 4th | 10:59 | OU  | Schmit, Zach 30 yd field goal                                     |
|     |       |     | 9-67, 04:33, OU 20 - CIN 6  |

|                            | CIN     | OU      |
|----------------------------|---------|---------|
| FIRST DOWNS                | 21      | 21      |
| RUSHES-YARDS (NET)         | 37-141  | 34-103  |
| PASSING YDS (NET)          | 235     | 322     |
| Passes Att-Comp-Int.       | 22-42-2 | 26-38-0 |
| TOTAL OFFENSE PLAYS-YARDS  | 79-376  | 72-425  |
| Fumble Returns-Yards       | 0-0     | 0-0     |
| Punt Returns-Yards         | 2-2     | 1-7     |
| Kickoff Returns-Yards      | 0-0     | 1-9     |
| Interception Returns-Yards | 0-0     | 2-0     |
| Punts (Number-Avg)         | 4-193   | 6-232   |
| Fumbles-Lost               | 0-0     | 3-1     |
| Penalties-Yards            | 2-20    | 8-53    |
| Possession Time            | 32:25   | 27:35   |
| Third-Down Conversions     | 3 of 15 | 6 of 16 |
| Fourth-Down Conversions    | 1 of 4  | 1 of 1  |
| Red-Zone Scores-Chances    | 0-2     | 4-5     |
| Sacks By: Number-Yards     | 2-14    | 2-14    |

**RUSHING:** Cincinnati- JONES, Emory 15-42; KINER, Corey 10-39; MONTGOMERY, Myles 6-37; MONTGOMERY, Ryan 3-14; WRIGHT, Ethan 2-9.

OU- MAJOR, Marcus 15-63; GABRIEL, Dillon 11-23; WALKER, Tawee 5-15; FAROOQ, Jalil 2-3.

**PASSING:** Cincinnati- JONES, Emory 22-41-2-235; SMITH, Braden 0-1-0.

OU- GABRIEL, Dillon 26-38-0-322;

**RECEIVING:** Cincinnati- METAYER, Chamon 3-50; WIGGINS, Dee 6-45; HENDERSON, Xzavier 3-41; KINER, Corey 3-37; SMITH, Braden 3-30; PRATER, Evan 2-24; TURNER, Aaron 1-11; MONTGOMERY, Myles 1-(-3)

OU- ANTHONY, Andre 7-117; STOOPS, Drake 6-45; FAROOQ, Jalil 2-45; ANDERSON, Nic 3-35; WALKER, Tawee 2-27; MAJOR, Marcus 2-18; FREEMAN, Gavin 2-9; GIBSON, Jayden 1-21; STOGNER, Austin 1-5.

at BYU  
September 29, 2023  
PROVO, UTAH



|            | 1 | 2  | 3  | 4 | F  |
|------------|---|----|----|---|----|
| Cincinnati | 0 | 10 | 10 | 7 | 27 |
| BYU        | 7 | 7  | 14 | 7 | 35 |

## SCORING PLAYS

|     |       |     |  |
|-----|-------|-----|--|
| 1st | 8:28  | BYU | Robinson, Jakob 42 yd interception (Ferrin, Will kick)             |
|     |       |     | CIN 0 - BYU 7  |
| 2nd | 10:59 | CIN | Metayer, Chamon 27 yd pass from Jones, Emory (Brown, Carter kick)  |
|     |       |     | 17-90, 06:49, CIN 7 - BYU 7  |
| 2nd | 00:44 | CIN | Brown, Carter 33 yd field goal                                     |
|     |       |     | 9-42, 02:49, CIN 10 - BYU 7  |
| 2nd | 00:06 | BYU | Lassiter, Darius 22 yd pass from Slovis, Kedon (Ferrin, Will kick) |
|     |       |     | 3-82, 00:30, CIN 10 - BYU 14                                       |
| 3rd | 11:38 | BYU | Martin, LJ 29 yd run (Ferrin, Will kick)                           |
|     |       |     | 5-73, 02:02, CIN 10 - BYU 21                                       |
| 3rd | 05:24 | CIN | Brown, Carter 22 yd field goal                                     |
|     |       |     | 14-71, 06:14, CIN 13 - BYU 21                                      |
| 3rd | 02:53 | BYU | Roberts, Chase 59 yd pass from Slovis, Kedon (Ferrin, Will kick)   |
|     |       |     | 4-75, 02:31, CIN 13 - BYU 28                                       |
| 3rd | 00:59 | CIN | Metayer, Chamon 23 yd pass from Jones, Emory (Brown, Carter kick)  |
|     |       |     | 5-75, 01:54, CIN 20 - BYU 28                                       |
| 4th | 12:41 | BYU | Martin, LJ 1 yd run (Ferrin, Will kick)                            |
|     |       |     | 5-15, 02:19, CIN 20 - BYU 35                                       |
| 4th | 00:26 | CIN | Smith, Braden 31 yd pass from Jones, Emory (Brown, Carter kick)    |
|     |       |     | 8-80, 01:10, CIN 27 - BYU 35                                       |

|                            | CIN     | BYU     |
|----------------------------|---------|---------|
| FIRST DOWNS                | 26      | 17      |
| RUSHES-YARDS (NET)         | 47-242  | 28-70   |
| PASSING YDS (NET)          | 256     | 225     |
| Passes Att-Comp-Int.       | 23-37-1 | 14-25-0 |
| TOTAL OFFENSE PLAYS-YARDS  | 84-498  | 53-295  |
| Fumble Returns-Yards       | 0-0     | 0-0     |
| Punt Returns-Yards         | 2-2     | 1-(-1)  |
| Kickoff Returns-Yards      | 0-0     | 2-18    |
| Interception Returns-Yards | 0-0-0   | 1-42-1  |
| Punts (Number-Avg)         | 3-125   | 6-306   |
| Fumbles-Lost               | 1-1     | 2-0     |
| Penalties-Yards            | 7-63    | 4-25    |
| Possession Time            | 35:01   | 24:59   |
| Third-Down Conversions     | 9 of 18 | 4 of 11 |
| Fourth-Down Conversions    | 1 of 3  | 0 of 0  |
| Red-Zone Scores-Chances    | 2-2     | 1-2     |
| Sacks By: Number-Yards     | 0-0     | 1-10    |

**RUSHING:** Cincinnati- JONES, Emory 14-94; KINER, Corey 19-77; MONTGOMERY, Myles 12-61; TURNER, Aaron 1-6; WRIGHT, Ethan 1-4. BYU- MARTIN, LJ 16-66; DAVIS, Miles 4-17; SLOVIS, Kedon 2-4; SMITH, Deion 2-1; ROBERTS, Chase 1-1; MARION, Keelan 1-0.

**PASSING:** Cincinnati- JONES, Emory 23-37-1-256. BYU- SLOVIS, Kedon 13-24-0-223; MARTIN, LJ 1-1-0-2.

**RECEIVING:** Cincinnati- HENDERSON, Xzavier 7-74; SMITH, Braden 4-72; METAYER, Chamon 3-59; KINER, Corey 3-12; PRATER, Evan 2-11; MONTGOMERY, Myles 2-5; TURNER, Aaron 1-17; WIGGINS, Dee 1-6.

BYU- ROBERTS, Chase 6-131; HILL, Keanu 3-41; LASSITER, Darius 1-22; REX, Issac 1-14; MARION, Keelan 1-13; MARTIN, LJ 1-2; SLOVIS, Kedon 1-2.

vs. Iowa State  
October 14, 2023  
CINCINNATI, OHIO



|            | 1 | 2  | 3 | 4 | F  |
|------------|---|----|---|---|----|
| Iowa State | 3 | 14 | 6 | 7 | 30 |
| Cincinnati | 7 | 0  | 3 | 0 | 10 |

## SCORING PLAYS

|     |       |     |  |
|-----|-------|-----|--|
| 1st | 05:31 | ISU | Contreras, Chase 30 yd field goal                                      |
|     |       |     | 6-23, 02:12, ISU 3 - CIN 0   |
| 1st | 00:42 | CIN | Metayer, Chamon 20 yd pass from Jones, Emory (Brown, Carter kick)      |
|     |       |     | 10-75, 04:49, ISU 3 - CIN 7  |
| 2nd | 07:48 | ISU | Becht, Rocco 2 yd rush (Contreras, Chase kick)                         |
|     |       |     | 15-59, 07:45, ISU 10 - CIN 7   |
| 2nd | 03:43 | ISU | Brahmer, Benjamin 14 yd pass from Becht, Rocco (Contreras, Chase kick) |
|     |       |     | 5-81, 01:39, ISU 17 - CIN 7  |
| 3rd | 10:45 | ISU | Contreras, Chase 34 yd field goal                                      |
|     |       |     | 7-12, 04:03, ISU 20 - CIN 7  |
| 3rd | 04:03 | CIN | Brown, Carter 36 yd field goal   |
|     |       |     | 14-56, 06:42, ISU 20 - CIN 10  |
| 3rd | 01:10 | ISU | Contreras, Chase 30 yd field goal                                      |
|     |       |     | 6-45, 02:53, ISU 23 - CIN 10   |
| 4th | 10:00 | ISU | Klotz, Stevo 13 yd pass from Becht, Rocco (Contreras, Chase kick)      |
|     |       |     | 7-69, 04:05, ISU 30 - CIN 10   |

|                            | CIN     | ISU     |
|----------------------------|---------|---------|
| FIRST DOWNS                | 15      | 17      |
| RUSHES-YARDS (NET)         | 33-115  | 38-123  |
| PASSING YDS (NET)          | 99      | 241     |
| Passes Att-Comp-Int.       | 15-29-2 | 15-25-0 |
| TOTAL OFFENSE PLAYS-YARDS  | 62-214  | 63-364  |
| Fumble Returns-Yards       | 0-0     | 0-0     |
| Punt Returns-Yards         | 0-0     | 3-3     |
| Kickoff Returns-Yards      | 2-38    | 2-110   |
| Interception Returns-Yards | 0-0-0   | 2-0-0   |
| Punts (Number-Avg)         | 5-234   | 3-126   |
| Fumbles-Lost               | 1-0     | 0-0     |
| Penalties-Yards            | 6-49    | 5-55    |
| Possession Time            | 26:20   | 33:40   |
| Third-Down Conversions     | 3 of 13 | 5 of 15 |
| Fourth-Down Conversions    | 1 of 3  | 3 of 3  |
| Red-Zone Scores-Chances    | 2-2     | 6-6     |
| Sacks By: Number-Yards     | 2-8     | 2-10    |

**RUSHING:** Cincinnati- JONES, Emory 15-72; KINER, Corey 11-29; MONTGOMERY, Myles 4-8; TURNER, Aaron 2-3; LICHTENBURG, Brady 1-3. ISU- SANDERS, Eli 16-52; NORTON, Cartevious 6-28; HANSEN, Carson 5-25; BECHT, Rocco 10-12; CONTRERAZ, Chase 1-6.

**PASSING:** Cincinnati- JONES, Emory 14-26-2-96; LICHTENBURG, Brady 1-3-0-3. ISU- BECHT, Rocco 15-25-0-241.

**RECEIVING:** Cincinnati- METAYER, Chamon 4-43; SMITH, Braden 5-37; WIGGINS, Dee 1-11; TURNER, Aaron 1-4; MONTGOMERY, Myles 2-3; KINER, Corey 2-1.

ISU- HIGGINS, Jayden 6-172; NOEL, Jaylin 3-24; BRAHMER, Benjamin 2-23; KLOTZ, Stevo 2-16; MOORE, Tyler 2-6.

vs. Baylor  
OCTOBER 21, 2023  
CINCINNATI, OHIO



## GAME-BY-GAME RECAPS

at Oklahoma St.  
October 28, 2023  
STILLWATER, OKLAHOMA



vs. UCF  
November 4, 2023  
CINCINNATI, OHIO



|            | 1 | 2  | 3 | 4  | F  |
|------------|---|----|---|----|----|
| Baylor     | 3 | 17 | 9 | 3  | 32 |
| Cincinnati | 0 | 14 | 0 | 15 | 29 |

### SCORING PLAYS

|     |       |     |  |
|-----|-------|-----|--|
| 1st | 05:55 | BAY | Hankins, Isaiah 54 yd field goal<br>4-3, 02:02, BAY 3 - CIN 0  |
| 2nd | 14:55 | CIN | Henderson, Xzavier 4 yd pass from Jones, Emory (Brown, Carter kick)<br>14-75, 06:00, BAY 3 - CIN 7                           |
| 2nd | 12:16 | BAY | Shapen, Blake 3 yd run (Hankins, Isaiah kick)<br>7-75, 02:39, BAY 10 - CIN 7   |
| 2nd | 12:09 | BAY | Vaughns, Byron 15 yd fumble return (Hankins, Isaiah kick)<br>0-0, 00:00, BAY 17 - CIN 7                                      |
| 2nd | 07:18 | BAY | Hankins, Isaiah 43 yd field goal<br>8-47, 02:44, BAY 20 - CIN 7  |
| 2nd | 05:59 | CIN | Montgomery, Myles 38 yd run (Brown, Carter kick)<br>4-75, 01:19, BAY 20 - CIN 14   |
| 3rd | 12:17 | BAY | Roberts, Jake 6 yd pass from Shapen, Blake (Baldwin, Monaray pass from Shapen, Blake failed)<br>6-75, 02:43, BAY 26 - CIN 14 |
| 3rd | 05:00 | BAY | Hankins, Isaiah 46 yd field goal<br>9-56, 04:34, BAY 29 - CIN 14   |
| 4th | 14:20 | CIN | Montgomery, Myles 1 yd run (Brown, Carter kick)<br>12-62, 05:32, BAY 29 - CIN 21   |
| 4th | 07:01 | BAY | Hankins, Isaiah 43 yd field goal<br>15-57, 07:14, BAY 32 - CIN 21  |
| 4th | 05:03 | CIN | Henderson, Xzavier 29 yd pass from Jones, Emory (Prater, Evan pass from Jones, Emory)<br>6-75, 01:58, BAY 32 - CIN 29        |

|                            | CIN     | BAY     |
|----------------------------|---------|---------|
| FIRST DOWNS                | 21      | 22      |
| RUSHES-YARDS (NET)         | 43-288  | 28-80   |
| PASSING YDS (NET)          | 162     | 316     |
| Passes Att-Comp-Int        | 19-31-0 | 25-42-0 |
| TOTAL OFFENSE PLAYS-YARDS  | 74-450  | 70-396  |
| Fumble Returns-Yards       | 0-0-0   | 1-15-1  |
| Punt Returns-Yards         | 0-0     | 4-52    |
| Kickoff Returns-Yards      | 3-66    | 1-17    |
| Interception Returns-Yards | 0-0     | 0-0     |
| Punts (Number-Avg)         | 4-182   | 2-99    |
| Fumbles-Lost               | 4-1     | 1-0     |
| Penalties-Yards            | 4-40    | 5-20    |
| Possession Time            | 28:47   | 31:13   |
| Third-Down Conversions     | 7 of 15 | 5 of 13 |
| Fourth-Down Conversions    | 1 of 4  | 0 of 2  |
| Red-Zone Scores-Chances    | 2-4     | 4-4     |
| Sacks By: Number-Yards     | 3-19    | 2-15    |

**RUSHING:** Cincinnati- KINER, Corey 15-129; MONTGOMERY, Myles 10-103; JONES, Emory 18-56;  
BAYLOR- RICHARDSON, Dominic 8-37; SHAPEN, Blake 9-12; BALDWIN, Monaray 1-12; REESE, Richard 3-12; PENDERGRASS, Dawson 4-12; CAMERON, Josh 1(-1)

**PASSING:** Cincinnati- JONES, Emory 19-30-0-162; SMITH, Braden 0-1-0-0.  
BAYLOR- SHAPEN, Blake 25-42-0-316.

**RECEIVING:** Cincinnati- HENDERSON, Xzavier 8-82; METAYER, Chamon 5-50; SMITH, Braden 3-24; TURNER, Aaron 2-7; KINER, Corey 1(-1)  
BAYLOR- JACKSON, JR., Ketron 5-130; BALDWIN, Monaray 7-49; DABNEY, Drake 2-48; CAMERON, Josh 3-46; ROBERTS, Jake 4-24; JOHNSON, Kelsey 2-17; RICHARDSON, Dominic 1-6; REESE, Richard 1(-4)

|              | 1 | 2 | 3  | 4  | F  |
|--------------|---|---|----|----|----|
| Cincinnati   | 7 | 0 | 0  | 6  | 13 |
| Oklahoma St. | 7 | 3 | 21 | 14 | 45 |

### SCORING PLAYS

|     |       |     |  |
|-----|-------|-----|--|
| 1st | 13:02 | OSU | Johnson, Josiah 29 yd pass from Bowman, Alan (Hale, Alex kick)<br>5-64, 01:52 CIN 0 - OSU 7                |
| 1st | 03:35 | CIN | Montgomery, Myles 63 yd run (Brown, Carter kick)<br>4-82, 01:41, CIN 7 - OSU 7                             |
| 2nd | 08:55 | OSU | Hale, Alex 28 yd field goal<br>6-77, 01:07, CIN 7 - OSU 10   |
| 3rd | 11:54 | OSU | Presley, Brennan 15 yd pass from Bowman, Alan (Hale, Alex kick)<br>4-82, 01:21, CIN 7 - OSU 17             |
| 3rd | 09:03 | OSU | Gordon, Ollie 9 yd run (Hale, Alex kick)<br>4-29, 01:33, CIN 7 - OSU 24                                    |
| 3rd | 03:15 | OSU | Presley, Brennan 1 yd run (Hale, Alex kick)<br>6-65, 02:41, CIN 7 - OSU 31                                 |
| 4th | 04:54 | CIN | Turner, Aaron 21 yd pass from Lichtenberg, Brady (Lichtenburg rush failed)<br>7-65, 01:47, CIN 13 - OSU 31 |
| 4th | 04:41 | OSU | Gordon, Ollie 75 yd run (Hale, Alex kick)<br>1-75, 00:13, CIN 13 - OSU 38                                  |
| 4th | 01:58 | OSU | Collins, Elijah 26 yd run (Hale, Alex kick)<br>3-34, 01:41, CIN 13 - OSU 45                                |

|                            | CIN     | OSU     |
|----------------------------|---------|---------|
| FIRST DOWNS                | 20      | 23      |
| RUSHES-YARDS (NET)         | 50-277  | 37-315  |
| PASSING YDS (NET)          | 165     | 286     |
| Passes Att-Comp-Int        | 11-25-1 | 17-34-1 |
| TOTAL OFFENSE PLAYS-YARDS  | 75-442  | 71-601  |
| Fumble Returns-Yards       | 0-0     | 0-0     |
| Punt Returns-Yards         | 1-5     | 2(-4)   |
| Kickoff Returns-Yards      | 1-20    | 2-53    |
| Interception Returns-Yards | 1-0-0   | 1-16-0  |
| Punts (Number-Avg)         | 6-41.6  | 3-44.3  |
| Fumbles-Lost               | 1-1     | 3-1     |
| Penalties-Yards            | 4-50    | 4-30    |
| Possession Time            | 30:33   | 29:27   |
| Third-Down Conversions     | 6 of 16 | 6 of 16 |
| Fourth-Down Conversions    | 0 of 2  | 1 of 1  |
| Red-Zone Scores-Chances    | 0-1     | 4-6     |
| Sacks By: Number-Yards     | 0-0     | 1-9     |

**RUSHING:** Cincinnati- MONTGOMERY, Myles 8-90; KINER, Corey 17-79; TURNER, Aaron 3-35; JONES, Emory 10-33; LICHTENBERG, Brady 3-27; THOMAS, Shaun 7-12; PRATER, Evan 1-1.  
OSU- GORDON, Ollie 25-271; COLLINS, Elijah 3-34; PRESLEY, Brennan 4-11; BOWMAN, Alan 2-9; NIXON, Jaden 2(-2).

**PASSING:** Cincinnati- JONES, Emory 6-16-1-117; LICHTENBERG, Brady 5-9-0-48  
OSU- BOWMAN, Alan 17-34-1-286.

**RECEIVING:** Cincinnati- HENDERSON, Xzavier 4-82; SMITH, Braden 2-24; TURNER, Aaron 1-21; PRATER, Evan 2-18; SINGLETARY, Payten 1-16 SCHMITZ, Caleb 1-4.  
OSU- JOHNSON III, Leon 5-149; OWENS, Rashod 3-45; PRESLEY, Brennan 3-39; JOHNSON, Josiah 1-29; GORDON, Ollie 4-21; CASSITY, Braden 1-3.

|            | 1 | 2 | 3 | 4 | F  |
|------------|---|---|---|---|----|
| UCF        | 7 | 7 | 7 | 7 | 28 |
| Cincinnati | 3 | 7 | 7 | 9 | 26 |

### SCORING PLAYS

|     |       |     |   |
|-----|-------|-----|---|
| 1st | 09:58 | CIN | Brown, Carter 39 yd field goal<br>10-53, 05:02, UCF 0 - CIN 3                                       |
| 1st | 00:20 | UCF | Plumlee, John Rhys 8 yd run (Boomer, Colton kick)<br>6-59, 02:47, UCF 7 - CIN 3                     |
| 2nd | 04:12 | UCF | Harvey, RJ 13 yd run (Boomer, Colton kick)<br>9-88, 03:39, UCF 14 - CIN 3                           |
| 2nd | 01:56 | CIN | Smith, Braden 11 yd pass from Jones, Emory (Brown, Carter kick)<br>6-73, 02:09, UCF 14 - CIN 10     |
| 3rd | 05:19 | CIN | Montgomery, Ryan 2 yd run (Brown, Carter kick)<br>7-75, 03:08, UCF 14 - CIN 17                      |
| 3rd | 00:31 | UCF | Harvey, RJ 25 yd run (Boomer, Colton kick)<br>10-85, 04:42, UCF 21 - CIN 17                         |
| 4th | 06:21 | CIN | Brown, Carter 28 yd field goal<br>15-65, 09:10, UCF 21 - CIN 20                                     |
| 4th | 02:41 | UCF | Harvey, RJ 1 yd run (Boomer, Colton kick)<br>9-75, 03:40, UCF 28 - CIN 20                           |
| 4th | 01:27 | CIN | Kiner, Corey 6 yd rush (Wiggins, Dee pass from Jones, Emory failed)<br>5-75, 01:14, UCF 28 - CIN 26 |

|                            | CIN     | UCF     |
|----------------------------|---------|---------|
| FIRST DOWNS                | 23      | 23      |
| RUSHES-YARDS (NET)         | 43-248  | 39-228  |
| PASSING YDS (NET)          | 267     | 165     |
| Passes Att-Comp-Int        | 19-27-1 | 13-23-0 |
| TOTAL OFFENSE PLAYS-YARDS  | 70-515  | 62-393  |
| Fumble Returns-Yards       | 0-0     | 0-0     |
| Punt Returns-Yards         | 1-0     | 0-0     |
| Kickoff Returns-Yards      | 2-23    | 1-14    |
| Interception Returns-Yards | 0-0-0   | 1-24-0  |
| Punts (Number-Avg)         | 2-44.5  | 4-43    |
| Fumbles-Lost               | 1-1     | 1-0     |
| Penalties-Yards            | 8-75    | 3-20    |
| Possession Time            | 32:57   | 27:03   |
| Third-Down Conversions     | 4 of 12 | 6 of 13 |
| Fourth-Down Conversions    | 2 of 4  | 1 of 1  |
| Red-Zone Scores-Chances    | 5-5     | 3-3     |
| Sacks By: Number-Yards     | 0-0     | 5-24    |

**RUSHING:** Cincinnati- KINER, Corey 19-114; MONTGOMERY, Ryan 8-113; MONTGOMERY, Myles 6-16; JONES, Emory 10-5.  
UCF- HARVEY, RJ 20-164; PLUMLEE, John Rhys 13-53; BAKER, Jarrad 2-9; RICHARDSON, Johnny 3-3

**PASSING:** Cincinnati- JONES, Emory 16-22-1-217; LICHTENBERG, Brady 3-5-0-50.  
UCF- PLUMLEE, John Rhys 13-23-0-165.

**RECEIVING:** Cincinnati- SMITH, Braden 6-114; HENDERSON, Xzavier 4-53; OLLIE, Donovan 1-40; JACKSON JR. Barry 1-25; SINGLETARY, Payten 2-11; METAYER, Chamon 2-11; MONTGOMERY, Ryan 1-10; WIGGINS, Dee 1-5; KINER, Corey 1(-2).  
UCF- BAKER, Javon 4-93; HUDSON, Kobe 2-45; RICHARDSON, Johnny 3-9; HARVEY, RJ 1-7; PITTMAN JR. Randy 1-5; HOLLER, Alec 1-3; BAKER, Jarrad 1-3.

at Houston  
NOVEMBER 11, 2023  
HOUSTON, TEXAS



## GAME-BY-GAME RECAPS

at West Virginia  
NOVEMBER 18, 2023  
MORGANTOWN, WEST VIRGINIA



|            | 1 | 2 | 3 | 4 | F  |
|------------|---|---|---|---|----|
| Cincinnati | 7 | 7 | 3 | 7 | 24 |
| Houston    | 0 | 7 | 0 | 7 | 14 |

### SCORING PLAYS

|               |  |                               |
|---------------|--|-------------------------------|
| 1st 08:43 CIN | Montgomery, Ryan 7 yd pass from Jones, Emory (Brown, Carter kick)    | 11-75, 06:17, CIN 7 - HOU 0   |
| 2nd 14:04 HOU | Manjack IV, Joseph 7 yd pass from Smith, Donovan (Martin, Jack kick) | 12-83, 04:57, CIN 7 - HOU 7   |
| 2nd 08:04 CIN | Kiner, Corey 1 yd run (Brown, Carter kick)                           | 6-93, 02:17, CIN 14 - HOU 7   |
| 3rd 08:25 CIN | Brown, Carter 31 yd field goal                                       | 12-37, 06:28, CIN 17 - HOU 7  |
| 4th 08:47 CIN | Kiner, Corey 5 yd run (Brown, Carter kick)                           | 6-52, 03:14, CIN 24 - HOU 7   |
| 4th 03:22 HOU | Manjack IV, Joseph 2 yd pass from Smith, Donovan (Martin, Jack kick) | 12-75, 05:25, CIN 24 - HOU 14 |

|                                  | CIN     | HOU     |
|----------------------------------|---------|---------|
| FIRST DOWNS .....                | 22      | 12      |
| RUSHES-YARDS (NET) .....         | 48-204  | 23-139  |
| PASSING YDS (NET) .....          | 164     | 102     |
| Passes Att-Comp-Int.....         | 17-23-0 | 16-28-3 |
| TOTAL OFFENSE PLAYS-YARDS .....  | 71-368  | 51-241  |
| Fumble Returns-Yards.....        | 0-0-0   | 0-0-0   |
| Punt Returns-Yards .....         | 1-4     | 1-7     |
| Kickoff Returns-Yards.....       | 0-0     | 1-11    |
| Interception Returns-Yards ..... | 3-45    | 0-0     |
| Punts (Number-Avg).....          | 3-43    | 5-46.2  |
| Fumbles-Lost.....                | 1-1     | 0-0     |
| Penalties-Yards.....             | 2-8     | 3-25    |
| Possession Time.....             | 36:55   | 23:05   |
| Third-Down Conversions.....      | 7 of 13 | 6 of 13 |
| Fourth-Down Conversions .....    | 0 of 2  | 0 of 1  |
| Red-Zone Scores-Chances.....     | 4-6     | 2-2     |
| Sacks By: Number-Yards.....      | 1-6     | 4-21    |

**RUSHING:** Cincinnati- KINER, Corey 23-129; MONTGOMERY, Myles 5-36; LICHTENBERG, Brady 4-19; MONTGOMERY, Ryan 5-13; JONES, Emory 10-9.

HOUSTON- SMITH, Donovan 13-88; JENKINS, Parker 8-50; MATHIS JR. , Tony 2-1

**PASSING:** Cincinnati- JONES, Emory 13-16-0-131; LICHTENBERG, Brady 4-7-0-33.

HOUSTON- SMITH, Donovan 16-28-3-102.

**RECEIVING:** Cincinnati- SMITH, Braden 5-69; SINGLETARY, Payten 3-31; HENDERSON, Xzavier 2-17; MONTGOMERY, Ryan 2-13 TURNER, Aaron 1-14; OLLIE, Donovan 1-10; MCCALMONT, Michael 1-6; JACKSON JR., Barry 1-3; METAYER, Chamon 1-1

HOUSTON- MANJACK IV, Joseph 4-22; O'LAUGHLIN, Mike 1-18 MATHIS JR. , Tony 2-16; BROWN, Samuel 5-12; CARNES, Dalton 1-11; JENKINS, Parker 1-10; JOHNSON JR. , Stephon 1-8; BYRNES, Matt 1-5.

|               | 1 | 2  | 3  | 4  | F  |
|---------------|---|----|----|----|----|
| Cincinnati    | 0 | 7  | 0  | 14 | 21 |
| West Virginia | 7 | 21 | 14 | 0  | 42 |

### SCORING PLAYS

|               |   |                               |
|---------------|---|-------------------------------|
| 1st 02:40 WVU | Greene, Garrett 3 yd run (Hayes, Michael kick)                      | 14-91, 06:42, CIN 0 - WVU 7   |
| 2nd 12:52 WVU | White, Jahiem 75 yd pass from Greene, Garrett (Hayes, Michael kick) | 4-85, 02:01, CIN 0 - WVU 14   |
| 2nd 06:07 WVU | Donaldson, CJ 13 yard run (Hayes, Michael kick)                     | 2-40, 00:50, CIN 0 - WVU 21   |
| 2nd 01:32 CIN | Jones, Emory 1 yd run (Brown, Carter kick)                          | 11-75, 04:35, CIN 7 - WVU 21  |
| 2nd 00:40 WVU | Greene, Garrett 26 yd run (Hayes, Michael kick)                     | 4-75, 00:52, CIN 7 - WVU 28   |
| 3rd 04:39 WVU | Greene, Garrett 18 yd run (Hayes, Michael kick)                     | 12-88, 07:09, CIN 7 - WVU 35  |
| 3rd 00:31 WVU | White, Jahiem 4 yd run (Hayes, Michael kick)                        | 6-74, 03:08, CIN 7 - WVU 42   |
| 4th 12:29 CIN | Metayer, Chamon 30 yd pass from Jones, Emory (Brown, Carter kick)   | 6-96, 03:02, CIN 14 - WVU 42  |
| 4th 05:11 CIN | Metayer, Chamon 7 yd pass from Jones, Emory (Brown, Carter kick)    | 10-83, 03:36, CIN 21 - WVU 42 |

|                                  | CIN     | WVU     |
|----------------------------------|---------|---------|
| FIRST DOWNS .....                | 18      | 31      |
| RUSHES-YARDS (NET) .....         | 31-141  | 46-424  |
| PASSING YDS (NET).....           | 191     | 210     |
| Passes Att-Comp-Int.....         | 16-27-0 | 12-19-1 |
| TOTAL OFFENSE PLAYS-YARDS .....  | 58-332  | 65-634  |
| Fumble Returns-Yards.....        | 0-0-0   | 0-0-0   |
| Punt Returns-Yards .....         | 0-0     | 2-0     |
| Kickoff Returns-Yards.....       | 2-14    | 1-21    |
| Interception Returns-Yards ..... | 1-16    | 0-0     |
| Punts (Number-Avg).....          | 6-41.8  | 1-56    |
| Fumbles-Lost.....                | 3-0     | 0-0     |
| Penalties-Yards.....             | 5-38    | 5-45    |
| Possession Time.....             | 25:11   | 34:49   |
| Third-Down Conversions.....      | 5 of 12 | 6 of 11 |
| Fourth-Down Conversions .....    | 1 of 1  | 2 of 2  |
| Red-Zone Scores-Chances.....     | 2-2     | 4-6     |
| Sacks By: Number-Yards.....      | 0-0     | 3-22    |

**RUSHING:** CINCINNATI- KINER, Corey 13-56; JONES, Emory 10-44; LICHTENBERG, Brady 3-27; MONTGOMERY, Ryan 3-19; MONTGOMERY, Myles 1-4.

WEST VIRGINIA- WHITE, Jahiem 21-204; GREENE, Garrett 11-154; JOHNSON JR. Justin 6-42; DONALDSON, CJ 5-20; MARCHICOL, Nicco 1-3; GALLAGHER, Rodney 1-2.

**PASSING:** CINCINNATI- JONES, Emory 14-24-0-166; LICHTENBERG, Brady 2-3-0-25.

WEST VIRGINIA- GREENE, Garrett 12-19-1-210.

**RECEIVING:** CINCINNATI- HENDERSON, Xzavier 6-104; METAYER, Chamon 3-37; MONTGOMERY, Ryan 3-21; PRATER, Evan 2-25; SMITH, Braden 2-4. WEST VIRGINIA- WHITE, Jahiem 1-75; TAYLOR, Kole 3-39; RAY, Traylon 1-28; GALLAGHER, Rodney 3-24; FOX, Preston 3-24; CARTER, Devin 1-20.

## COMBINED STATISTICS

## Rushing

| Player            | gp        | att        | gain        | loss       | net         | avg        | td        | lg        | avg/g        |
|-------------------|-----------|------------|-------------|------------|-------------|------------|-----------|-----------|--------------|
| Corey Kiner       | 11        | 174        | 972         | 31         | 941         | 5.4        | 5         | 68        | 85.5         |
| Emory Jones       | 11        | 142        | 659         | 160        | 499         | 3.5        | 4         | 25        | 45.4         |
| Myles Montgomery  | 11        | 63         | 422         | 9          | 413         | 6.6        | 3         | 63        | 37.5         |
| Ryan Montgomery   | 7         | 46         | 293         | 13         | 280         | 6.1        | 1         | 29        | 40.0         |
| Aaron Turner      | 11        | 11         | 103         | 6          | 97          | 8.8        | 0         | 26        | 8.8          |
| Brady Lichtenberg | 6         | 12         | 88          | 8          | 80          | 6.7        | 1         | 17        | 13.3         |
| Chamon Metayer    | 11        | 1          | 27          | 0          | 27          | 27.0       | 0         | 27        | 2.5          |
| Ethan Wright      | 4         | 7          | 19          | 0          | 19          | 2.7        | 0         | 9         | 4.8          |
| Dee Wiggins       | 11        | 1          | 13          | 0          | 13          | 13.0       | 0         | 13        | 1.2          |
| Shaun Thomas      | 6         | 7          | 14          | 2          | 12          | 1.7        | 0         | 5         | 2.0          |
| Evan Prater       | 10        | 2          | 3           | 0          | 3           | 1.5        | 0         | 2         | 0.3          |
| Brady Drogosh     | 1         | 3          | 8           | 5          | 3           | 1.0        | 0         | 8         | 3.0          |
| Braden Smith      | 11        | 2          | 0           | 0          | 0           | 0.0        | 0         | 0         | 0.0          |
| Team              | 11        | 4          | 0           | 13         | -13         | -3.3       | 0         | 0         | -1.2         |
| <b>Total</b>      | <b>11</b> | <b>475</b> | <b>2621</b> | <b>247</b> | <b>2374</b> | <b>5.0</b> | <b>14</b> | <b>68</b> | <b>215.8</b> |
| <b>Opponents</b>  | <b>11</b> | <b>363</b> | <b>2059</b> | <b>248</b> | <b>1811</b> | <b>5.0</b> | <b>19</b> | <b>75</b> | <b>164.6</b> |

## Passing

| Player            | gp        | effic        | comp-att-int      | pct         | yds         | td        | lg        | avg/g        |
|-------------------|-----------|--------------|-------------------|-------------|-------------|-----------|-----------|--------------|
| Emory Jones       | 11        | 134.2        | 182-295-10        | 61.7        | 2115        | 17        | 55        | 192.3        |
| Brady Lichtenberg | 6         | 150.9        | 19-31-0           | 61.3        | 252         | 2         | 65        | 42.0         |
| Braden Smith      | 11        | 117.3        | 1-3-0             | 33.3        | 30          | 0         | 30        | 2.7          |
| <b>Total</b>      | <b>11</b> | <b>135.6</b> | <b>202-329-10</b> | <b>61.4</b> | <b>2397</b> | <b>19</b> | <b>65</b> | <b>217.9</b> |
| <b>Opponents</b>  | <b>11</b> | <b>136.0</b> | <b>173-311-8</b>  | <b>55.6</b> | <b>2460</b> | <b>18</b> | <b>79</b> | <b>223.6</b> |

## Receiving

| Player            | gp        | no.        | yds         | avg         | td        | lg        | avg/g        |
|-------------------|-----------|------------|-------------|-------------|-----------|-----------|--------------|
| Xzavier Henderson | 11        | 54         | 752         | 13.9        | 3         | 55        | 68.4         |
| Braden Smith      | 11        | 40         | 542         | 13.6        | 4         | 48        | 49.3         |
| Chamon Metayer    | 11        | 23         | 258         | 11.2        | 5         | 35        | 23.5         |
| Dee Wiggins       | 11        | 16         | 209         | 13.1        | 1         | 39        | 19.0         |
| Evan Prater       | 10        | 12         | 114         | 9.5         | 0         | 22        | 11.4         |
| Payten Singletary | 10        | 12         | 115         | 9.6         | 2         | 32        | 11.5         |
| Corey Kiner       | 11        | 12         | 49          | 4.1         | 0         | 16        | 4.5          |
| Aaron Turner      | 11        | 11         | 89          | 8.1         | 2         | 21        | 8.1          |
| Ryan Montgomery   | 7         | 8          | 69          | 8.6         | 1         | 25        | 9.9          |
| Myles Montgomery  | 11        | 5          | 5           | 1.0         | 0         | 4         | 0.5          |
| Barry Jackson Jr. | 5         | 3          | 93          | 31.0        | 1         | 65        | 18.6         |
| Donovan Ollie     | 11        | 2          | 50          | 25.0        | 0         | 40        | 4.5          |
| Ethan Wright      | 4         | 1          | 10          | 10.0        | 0         | 10        | 2.5          |
| Chris Scott       | 5         | 1          | 32          | 32.0        | 0         | 32        | 6.4          |
| Caleb Schmitz     | 10        | 1          | 4           | 4.0         | 0         | 4         | 0.4          |
| Michael McCalmont | 7         | 1          | 6           | 6.0         | 0         | 6         | 0.9          |
| <b>Total</b>      | <b>11</b> | <b>202</b> | <b>2397</b> | <b>11.9</b> | <b>19</b> | <b>65</b> | <b>217.9</b> |
| <b>Opponents</b>  | <b>11</b> | <b>173</b> | <b>2460</b> | <b>14.2</b> | <b>18</b> | <b>79</b> | <b>223.6</b> |

## Punt Returns

| Player           | no.       | yds       | avg        | td       | lg        |
|------------------|-----------|-----------|------------|----------|-----------|
| Braden Smith     | 13        | 36        | 2.8        | 0        | 12        |
| Ryan Montgomery  | 2         | 16        | 8.0        | 0        | 12        |
| <b>Total</b>     | <b>15</b> | <b>52</b> | <b>3.5</b> | <b>0</b> | <b>12</b> |
| <b>Opponents</b> | <b>16</b> | <b>72</b> | <b>4.5</b> | <b>0</b> | <b>41</b> |

## Interceptions

| Player           | no.       | yds        | avg         | td       | lg        |
|------------------|-----------|------------|-------------|----------|-----------|
| Bryon Threats    | 2         | 39         | 19.5        | 0        | 33        |
| Ken Willis       | 2         | 36         | 18.0        | 0        | 20        |
| Justin Harris    | 1         | 0          | 0.0         | 0        | 0         |
| Dorian Jones     | 1         | 0          | 0.0         | 0        | 0         |
| Deshawn Pace     | 1         | 25         | 25.0        | 0        | 25        |
| Jordan Young     | 1         | 0          | 0.0         | 0        | 0         |
| <b>Total</b>     | <b>8</b>  | <b>100</b> | <b>12.5</b> | <b>0</b> | <b>33</b> |
| <b>Opponents</b> | <b>10</b> | <b>109</b> | <b>10.9</b> | <b>1</b> | <b>42</b> |

## Kick Returns

| Player            | no.       | yds        | avg         | td       | lg        |
|-------------------|-----------|------------|-------------|----------|-----------|
| Xzavier Henderson | 12        | 212        | 17.7        | 0        | 37        |
| Braden Smith      | 2         | 21         | 10.5        | 0        | 12        |
| D.J. Taylor       | 1         | 16         | 16.0        | 0        | 16        |
| <b>Total</b>      | <b>15</b> | <b>249</b> | <b>16.6</b> | <b>0</b> | <b>37</b> |
| <b>Opponents</b>  | <b>22</b> | <b>447</b> | <b>20.3</b> | <b>0</b> | <b>72</b> |

## Fumble Returns

| Player           | no.      | yds       | avg        | td       | lg        |
|------------------|----------|-----------|------------|----------|-----------|
| Jack Dingle      | 2        | 0         | 0.0        | 0        | 0         |
| Taj Ward         | 1        | 0         | 0.0        | 0        | 0         |
| Daniel Grzesiak  | 1        | 0         | 0.0        | 0        | 0         |
| Deshawn Pace     | 1        | 0         | 0.0        | 0        | 0         |
| <b>Total</b>     | <b>5</b> | <b>0</b>  | <b>0.0</b> | <b>0</b> | <b>0</b>  |
| <b>Opponents</b> | <b>6</b> | <b>15</b> | <b>2.5</b> | <b>1</b> | <b>15</b> |



## COMBINED STATISTICS

## Scoring

|                   |    |       | PAT   |      |     |      |     |     |     |
|-------------------|----|-------|-------|------|-----|------|-----|-----|-----|
| Player            | td | fg    | kick  | rush | rcv | pass | dxp | saf | pts |
| Carter Brown      | -  | 14-17 | 29-29 | -    | -   | -    | -   | -   | 71  |
| Chamon Metayer    | 5  | -     | -     | -    | 1   | -    | -   | -   | 32  |
| Corey Kiner       | 5  | -     | -     | -    | -   | -    | -   | -   | 30  |
| Emory Jones       | 4  | -     | -     | -    | -   | 2    | -   | -   | 24  |
| Braden Smith      | 4  | -     | -     | -    | -   | -    | -   | -   | 24  |
| Xzavier Henderson | 3  | -     | -     | -    | -   | -    | -   | -   | 18  |
| Myles Montgomery  | 3  | -     | -     | -    | -   | -    | -   | -   | 18  |
| Ryan Montgomery   | 2  | -     | -     | -    | -   | -    | -   | -   | 12  |
| Payten Singletary | 2  | -     | -     | -    | -   | -    | -   | -   | 12  |
| Aaron Turner      | 2  | -     | -     | -    | -   | -    | -   | -   | 12  |
| Brady Lichtenberg | 1  | -     | -     | -    | -   | -    | -   | -   | 6   |
| Dee Wiggins       | 1  | -     | -     | -    | -   | -    | -   | -   | 6   |
| Barry Jackson Jr. | 1  | -     | -     | -    | -   | -    | -   | -   | 6   |
| Evan Prater       | -  | -     | -     | -    | 1   | -    | -   | -   | 2   |
| Total             | 33 | 14-17 | 29-29 | 0    | 2   | 2    | 0   | 0   | 273 |
| Opponents         | 39 | 13-19 | 38-38 | 0    | 0   | 0    | 0   | 0   | 311 |

## Total Offense

| Player            | g         | plays      | rush        | pass        | total       | avg/g        |
|-------------------|-----------|------------|-------------|-------------|-------------|--------------|
| Emory Jones       | 11        | 437        | 499         | 2115        | 2614        | 237.6        |
| Corey Kiner       | 11        | 174        | 941         | 0           | 941         | 85.5         |
| Myles Montgomery  | 11        | 63         | 413         | 0           | 413         | 37.5         |
| Brady Lichtenberg | 6         | 43         | 80          | 252         | 332         | 55.3         |
| Ryan Montgomery   | 7         | 46         | 280         | 0           | 280         | 40.0         |
| Aaron Turner      | 11        | 11         | 97          | 0           | 97          | 8.8          |
| Braden Smith      | 11        | 5          | 0           | 30          | 30          | 2.7          |
| Chamon Metayer    | 11        | 1          | 27          | 0           | 27          | 2.5          |
| Ethan Wright      | 4         | 7          | 19          | 0           | 19          | 4.8          |
| Dee Wiggins       | 11        | 1          | 13          | 0           | 13          | 1.2          |
| Shaun Thomas      | 6         | 7          | 12          | 0           | 12          | 2.0          |
| Evan Prater       | 10        | 2          | 3           | 0           | 3           | 0.3          |
| Brady Drogosh     | 1         | 3          | 3           | 0           | 3           | 3.0          |
| Team              | 11        | 0          | -13         | 0           | -13         | -1.2         |
| <b>Total</b>      | <b>11</b> | <b>804</b> | <b>2374</b> | <b>2397</b> | <b>4771</b> | <b>433.7</b> |
| <b>Opponents</b>  | <b>11</b> | <b>674</b> | <b>1811</b> | <b>2460</b> | <b>4271</b> | <b>388.3</b> |

## Field Goals

| Player           | fg           | pct.        | 01-19      | 20-29      | 30-39      | 40-49      | 50-99      | lg        | blk      |
|------------------|--------------|-------------|------------|------------|------------|------------|------------|-----------|----------|
| Carter Brown     | 14-17        | 82.4        | 0-0        | 6-8        | 4-5        | 3-3        | 1-1        | 54        | 1        |
| <b>Opponents</b> | <b>13-19</b> | <b>68.4</b> | <b>0-0</b> | <b>2-2</b> | <b>5-5</b> | <b>5-9</b> | <b>1-3</b> | <b>54</b> | <b>0</b> |

## Punting

| Player           | no.       | yds         | avg         | lg        | tb       | fc        | i20       | 50+       | blk      |
|------------------|-----------|-------------|-------------|-----------|----------|-----------|-----------|-----------|----------|
| Mason Fletcher   | 41        | 1780        | 43.4        | 57        | 0        | 17        | 22        | 5         | 0        |
| <b>Total</b>     | <b>41</b> | <b>1780</b> | <b>43.4</b> | <b>57</b> | <b>0</b> | <b>17</b> | <b>22</b> | <b>5</b>  | <b>0</b> |
| <b>Opponents</b> | <b>43</b> | <b>1988</b> | <b>46.2</b> | <b>66</b> | <b>5</b> | <b>8</b>  | <b>18</b> | <b>14</b> | <b>0</b> |

## FG Sequence

| Team Name     | Cincinnati        | Opponents           |
|---------------|-------------------|---------------------|
| Eastern Ky.   | (46)              | (42),(43)           |
| Pittsburgh    | (22),(47)         | 42                  |
| Miami (OH)    | (28),(23),(23),35 | (20)                |
| Oklahoma      | (40),26,(54)      | (34),(30)           |
| BYU           | (33),(22)         | 44                  |
| Iowa St.      | (36)              | (30),(34),(30)      |
| Oklahoma St.  | 23                | (28),40,52          |
| UCF           | (39),(28)         | 47                  |
| Houston       | (31)              |                     |
| Baylor        |                   | (54),(43),(46),(43) |
| West Virginia |                   | 52                  |

## Kickoffs

| Player           | no.       | yds         | avg         | tb        | ob       | retn      | net         | ydl       |
|------------------|-----------|-------------|-------------|-----------|----------|-----------|-------------|-----------|
| Rory Bell        | 31        | 1828        | 59.0        | 14        | 1        |           |             |           |
| Nathan Hawks     | 26        | 1643        | 63.2        | 11        | 0        |           |             |           |
| <b>Total</b>     | <b>57</b> | <b>3471</b> | <b>60.9</b> | <b>25</b> | <b>1</b> | <b>22</b> | <b>38.3</b> | <b>26</b> |
| <b>Opponents</b> | <b>61</b> | <b>3805</b> | <b>62.4</b> | <b>30</b> | <b>0</b> | <b>14</b> | <b>41.1</b> | <b>23</b> |

Numbers in (parentheses) indicate field goal was made

## TEAM STATISTICS

|                                  | UC             | OPP            |
|----------------------------------|----------------|----------------|
| <b>Scoring</b>                   | <b>273</b>     | <b>311</b>     |
| Points per game                  | 24.8           | 28.3           |
| Points Off Turnovers             | 31             | 31             |
| <b>First Downs</b>               | <b>246</b>     | <b>215</b>     |
| Rushing                          | 122            | 98             |
| Passing                          | 113            | 95             |
| Penalty                          | 11             | 22             |
| <b>Rushing Yardage</b>           | <b>2374</b>    | <b>1811</b>    |
| Yards gained rushing             | 2621           | 2059           |
| Yards lost rushing               | 247            | 248            |
| Rushing attempts                 | 475            | 363            |
| Average per rush                 | 5.0            | 5.0            |
| Average per game                 | 215.8          | 164.6          |
| TDs Rushing                      | 14             | 19             |
| <b>Passing Yardage</b>           | <b>2397</b>    | <b>2460</b>    |
| Comp-Att-Int                     | 202-329-10     | 173-311-8      |
| Average per pass                 | 7.3            | 7.9            |
| Average per catch                | 11.9           | 14.2           |
| Average per game                 | 217.9          | 223.6          |
| TDs Passing                      | 19             | 18             |
| <b>Total offense</b>             | <b>4771</b>    | <b>4271</b>    |
| Total plays                      | 804            | 674            |
| Average per play                 | 5.9            | 6.3            |
| Average per game                 | 433.7          | 388.3          |
| <b>Kick returns: #-Yards</b>     | <b>15-249</b>  | <b>22-447</b>  |
| <b>Punt returns: #-Yards</b>     | <b>15-52</b>   | <b>16-72</b>   |
| <b>Int returns: #-Yards</b>      | <b>8-100</b>   | <b>10-109</b>  |
| <b>Kick return average</b>       | <b>16.6</b>    | <b>20.3</b>    |
| <b>Punt return average</b>       | <b>3.5</b>     | <b>4.5</b>     |
| <b>Int return average</b>        | <b>12.5</b>    | <b>10.9</b>    |
| <b>Fumbles-Lost</b>              | <b>16-6</b>    | <b>16-5</b>    |
| <b>Penalties-Yards</b>           | <b>62-566</b>  | <b>56-392</b>  |
| Average per game                 | 51.5           | 35.6           |
| <b>Punts-Yards</b>               | <b>41-1780</b> | <b>43-1988</b> |
| Average per punt                 | 43.4           | 46.2           |
| Net punt average                 | 41.3           | 42.7           |
| <b>Kickoffs-Yards</b>            | <b>57-3471</b> | <b>61-3805</b> |
| Average per kick                 | 60.9           | 62.4           |
| Net kick average                 | 38.3           | 41.1           |
| <b>Time of possession / game</b> | <b>31:54</b>   | <b>28:06</b>   |
| <b>3rd-down conversion</b>       | <b>68/161</b>  | <b>56/141</b>  |
| 3rd-down pct                     | 42%            | 40%            |
| <b>4rd-down conversion</b>       | <b>12/29</b>   | <b>11/16</b>   |

|                                    | UC                  | OPP                 |
|------------------------------------|---------------------|---------------------|
| 4rd-down pct                       | 41%                 | 69%                 |
| <b>Sacks by-Yards</b>              | <b>18-116</b>       | <b>27-150</b>       |
| <b>Misc Yards</b>                  | <b>0</b>            | <b>0</b>            |
| <b>Touchdowns scored</b>           | <b>33</b>           | <b>39</b>           |
| <b>Field goals - attempts</b>      | <b>14-17</b>        | <b>13-19</b>        |
| <b>On-Side kicks</b>               | <b>0-2</b>          | <b>0-1</b>          |
| <b>Red-zone scores</b>             | <b>(31-41) 76%</b>  | <b>(37-43) 86%</b>  |
| <b>Red-zone touchdowns</b>         | <b>(20-41) 49%</b>  | <b>(27-43) 63%</b>  |
| <b>PAT-attempts</b>                | <b>(29-29) 100%</b> | <b>(38-38) 100%</b> |
| <b>2-point conversion-attempts</b> | <b>(2-4) 50%</b>    | <b>(0-1) 0%</b>     |
| <b>Attendance</b>                  | <b>229158</b>       | <b>244987</b>       |
| Games / Avg per game               | 6/38193             | 5/48997             |
| Neutral site games                 | -                   | 0/0                 |

## Score by Periods

| Team       | 1st | 2nd | 3rd | 4th | OT | TOT |
|------------|-----|-----|-----|-----|----|-----|
| Cincinnati | 68  | 79  | 46  | 80  | 0  | 273 |
| Opponents  | 55  | 93  | 88  | 68  | 7  | 311 |

## PARTICIPATION

| ## | Player             | GP-GS | EKU   | UP    | Miami | OU    | BYU   | IowaSt | Baylor | OSU   | UCF   | UH    | WVU   |
|----|--------------------|-------|-------|-------|-------|-------|-------|--------|--------|-------|-------|-------|-------|
| 0  | Jowon Briggs       | 11/11 | START | START | START | START | START | START  | START  | START | START | START | START |
| 0  | Braden Smith       | 11/7  | XXX   | XXX   | START | START | XXX   | XXX    | START  | START | START | START | START |
| 1  | Jordan Young       | 11/10 | START | START | START | START | START | START  | START  | START | XXX   | START | START |
| 2  | Dontay Corleone    | 11/11 | START | START | START | START | START | START  | START  | START | START | START | START |
| 2  | Dee Wiggins        | 11/10 | START | START | START | START | START | XXX    | START  | START | START | START | START |
| 3  | Evan Prater        | 10/1  | XXX   | XXX   | XXX   | XXX   | XXX   | XXX    | XXX    | XXX   | XXX   | XXX   | START |
| 3  | Deshawn Pace       | 10/9  | START | START | START | ...   | START | START  | START  | XXX   | START | START | START |
| 4  | Malik Vann         | 11/0  | XXX   | XXX   | XXX   | XXX   | XXX   | XXX    | XXX    | XXX   | XXX   | XXX   | XXX   |
| 4  | Ethan Wright       | 4/0   | XXX   | ...   | XXX   | XXX   | XXX   | ...    | ...    | ...   | ...   | ...   | ...   |
| 5  | Emory Jones        | 11/10 | START | START | START | START | START | START  | START  | START | START | START | XXX   |
| 5  | D.J. Taylor        | 11/1  | XXX   | XXX   | XXX   | XXX   | XXX   | XXX    | XXX    | XXX   | XXX   | START | XXX   |
| 6  | Dorian Jones       | 10/8  | START | START | START | START | START | XXX    | XXX    | ...   | START | START | START |
| 7  | Sammy Anderson Jr. | 2/1   | START | ...   | ...   | ...   | ...   | ...    | XXX    | ...   | ...   | ...   | ...   |
| 7  | Chamon Metayer     | 11/4  | START | START | XXX   | XXX   | START | START  | XXX    | XXX   | XXX   | XXX   | XXX   |
| 8  | Xzavier Henderson  | 11/11 | START | START | START | START | START | START  | START  | START | START | START | START |
| 8  | Isiah Cox          | 11/0  | XXX   | XXX   | XXX   | XXX   | XXX   | XXX    | XXX    | XXX   | XXX   | XXX   | XXX   |
| 9  | Daniel Grzesiak    | 11/11 | START | START | START | START | START | START  | START  | START | START | START | START |
| 9  | Aaron Turner       | 11/0  | XXX   | XXX   | XXX   | XXX   | XXX   | XXX    | XXX    | XXX   | XXX   | XXX   | XXX   |
| 10 | Jack Perry         | 0/0   | ...   | ...   | ...   | ...   | ...   | ...    | ...    | ...   | ...   | ...   | ...   |
| 10 | Bryon Threats      | 11/9  | START | START | START | START | START | START  | XXX    | START | XXX   | START | START |
| 11 | Donovan Ollie      | 11/2  | XXX   | XXX   | XXX   | XXX   | XXX   | START  | START  | XXX   | XXX   | XXX   | XXX   |
| 11 | Jayden Davis       | 2/0   | ...   | ...   | ...   | ...   | ...   | ...    | ...    | ...   | XXX   | XXX   | XXX   |
| 12 | Justin Harris      | 11/7  | XXX   | START | START | START | START | START  | START  | START | XXX   | XXX   | XXX   |
| 12 | Brady Drogosh      | 1/0   | XXX   | ...   | ...   | ...   | ...   | ...    | ...    | ...   | ...   | ...   | ...   |
| 13 | Jacob Hoying       | 0/0   | ...   | ...   | ...   | ...   | ...   | ...    | ...    | ...   | ...   | ...   | ...   |
| 13 | Kyree Moyston      | 0/0   | ...   | ...   | ...   | ...   | ...   | ...    | ...    | ...   | ...   | ...   | ...   |
| 14 | Rayquan Adkins     | 8/1   | ...   | XXX   | XXX   | XXX   | XXX   | ...    | XXX    | XXX   | START | XXX   | XXX   |
| 14 | Barry Jackson Jr.  | 5/0   | XXX   | ...   | XXX   | XXX   | ...   | ...    | ...    | XXX   | XXX   | XXX   | XXX   |
| 15 | Taj Ward           | 11/11 | START | START | START | START | START | START  | START  | START | START | START | START |
| 15 | Will Kocher        | 0/0   | ...   | ...   | ...   | ...   | ...   | ...    | ...    | ...   | ...   | ...   | ...   |
| 16 | Brady Lichtenberg  | 6/1   | XXX   | ...   | ...   | ...   | XXX   | ...    | XXX    | XXX   | XXX   | START | XXX   |
| 16 | Jabril White       | 3/0   | XXX   | ...   | ...   | ...   | XXX   | ...    | ...    | ...   | ...   | ...   | XXX   |
| 17 | Joey Beljan        | 0/0   | ...   | ...   | ...   | ...   | ...   | ...    | ...    | ...   | ...   | ...   | ...   |
| 17 | Brian Simms III    | 2/0   | ...   | ...   | ...   | ...   | ...   | ...    | XXX    | ...   | XXX   | ...   | ...   |
| 18 | Trevor Carter      | 0/0   | ...   | ...   | ...   | ...   | ...   | ...    | ...    | ...   | ...   | ...   | ...   |
| 19 | Tyler Gillison     | 9/0   | XXX   | XXX   | ...   | XXX   | XXX   | XXX    | XXX    | XXX   | ...   | XXX   | XXX   |
| 20 | Oliver Bridges     | 8/0   | XXX   | XXX   | XXX   | XXX   | XXX   | XXX    | ...    | XXX   | ...   | XXX   | XXX   |
| 21 | Corey Kiner        | 11/11 | START | START | START | START | START | START  | START  | START | START | START | START |
| 21 | Kalen Carroll      | 7/3   | XXX   | ...   | ...   | ...   | XXX   | XXX    | ...    | XXX   | START | START | START |
| 22 | Ryan Montgomery    | 7/0   | XXX   | XXX   | XXX   | XXX   | ...   | ...    | ...    | XXX   | XXX   | XXX   | XXX   |
| 22 | Jonathan Thompson  | 11/3  | XXX   | XXX   | XXX   | XXX   | XXX   | START  | START  | START | XXX   | XXX   | XXX   |
| 23 | Daved Jones Jr.    | 6/0   | XXX   | XXX   | XXX   | XXX   | XXX   | XXX    | ...    | ...   | ...   | ...   | ...   |
| 24 | Todd Bumphis       | 10/0  | XXX   | ...   | XXX   | XXX   | XXX   | XXX    | XXX    | XXX   | XXX   | XXX   | XXX   |
| 25 | Shaun Thomas       | 6/0   | XXX   | ...   | ...   | ...   | XXX   | ...    | XXX    | XXX   | XXX   | XXX   | XXX   |
| 26 | Myles Montgomery   | 11/0  | XXX   | XXX   | XXX   | XXX   | XXX   | XXX    | XXX    | XXX   | XXX   | XXX   | XXX   |
| 27 | Ken Willis         | 11/2  | XXX   | XXX   | XXX   | START | XXX   | XXX    | XXX    | START | XXX   | XXX   | XXX   |
| 29 | Manny Covey        | 0/0   | ...   | ...   | ...   | ...   | ...   | ...    | ...    | ...   | ...   | ...   | ...   |
| 30 | Au'braylen Million | 0/0   | ...   | ...   | ...   | ...   | ...   | ...    | ...    | ...   | ...   | ...   | ...   |
| 31 | Mason Fletcher     | 11/0  | XXX   | XXX   | XXX   | XXX   | XXX   | XXX    | XXX    | XXX   | XXX   | XXX   | XXX   |
| 32 | James Camden       | 11/0  | XXX   | XXX   | XXX   | XXX   | XXX   | XXX    | XXX    | XXX   | XXX   | XXX   | XXX   |
| 33 | Carter Brown       | 11/0  | XXX   | XXX   | XXX   | XXX   | XXX   | XXX    | XXX    | XXX   | XXX   | XXX   | XXX   |
| 33 | CJ Doggette        | 1/0   | XXX   | ...   | ...   | ...   | ...   | ...    | ...    | ...   | ...   | ...   | ...   |
| 34 | Caleb Schmitz      | 10/0  | ...   | XXX   | XXX   | XXX   | XXX   | XXX    | XXX    | XXX   | XXX   | XXX   | XXX   |
| 35 | Brady Young        | 0/0   | ...   | ...   | ...   | ...   | ...   | ...    | ...    | ...   | ...   | ...   | ...   |
| 36 | Victor Dawson      | 0/0   | ...   | ...   | ...   | ...   | ...   | ...    | ...    | ...   | ...   | ...   | ...   |
| 37 | Trevor Adams       | 1/0   | XXX   | ...   | ...   | ...   | ...   | ...    | ...    | ...   | ...   | ...   | ...   |
| 38 | Nijal Mooney       | 0/0   | ...   | ...   | ...   | ...   | ...   | ...    | ...    | ...   | ...   | ...   | ...   |
| 39 | Bryce Burton       | 11/0  | XXX   | XXX   | XXX   | XXX   | XXX   | XXX    | XXX    | XXX   | XXX   | XXX   | XXX   |
| 39 | Cincear Lewis      | 0/0   | ...   | ...   | ...   | ...   | ...   | ...    | ...    | ...   | ...   | ...   | ...   |
| 40 | Kamari Burns       | 1/1   | ...   | ...   | ...   | ...   | ...   | ...    | START  | ...   | ...   | ...   | ...   |

| ## | Player                | GP-GS | EKU   | UP    | Miami | OU    | BYU   | IowaSt | Baylor | OSU   | UCF   | UH    | WVU   |
|----|-----------------------|-------|-------|-------|-------|-------|-------|--------|--------|-------|-------|-------|-------|
| 41 | Quinn Staten          | 0/0   | ...   | ...   | ...   | ...   | ...   | ...    | ...    | ...   | ...   | ...   | ...   |
| 42 | Dion Hunter           | 9/0   | XXX   | XXX   | ...   | XXX   | ...   | XXX    | XXX    | XXX   | XXX   | XXX   | XXX   |
| 42 | Stephan Byrd          | 1/0   | XXX   | ...   | ...   | ...   | ...   | ...    | ...    | ...   | ...   | ...   | ...   |
| 43 | George Udo            | 3/0   | ...   | ...   | ...   | ...   | ...   | ...    | XXX    | XXX   | XXX   | ...   | ...   |
| 44 | Jah-Mal Williams      | 9/0   | XXX   | XXX   | XXX   | XXX   | XXX   | XXX    | ...    | XXX   | XXX   | XXX   | ...   |
| 45 | Barak Faulk           | 5/1   | XXX   | XXX   | ...   | XXX   | START | ...    | XXX    | ...   | ...   | ...   | ...   |
| 46 | Antwan Peek Jr.       | 11/1  | XXX   | XXX   | XXX   | XXX   | XXX   | XXX    | XXX    | START | XXX   | XXX   | XXX   |
| 47 | Rory Bell             | 7/0   | XXX   | XXX   | XXX   | XXX   | XXX   | XXX    | ...    | ...   | XXX   | ...   | ...   |
| 48 | Weston Simmons        | 0/0   | ...   | ...   | ...   | ...   | ...   | ...    | ...    | ...   | ...   | ...   | ...   |
| 49 | Jack Dingle           | 11/10 | START | START | START | START | START | START  | START  | XXX   | START | START | START |
| 50 | Jackson Brusciannelli | 0/0   | ...   | ...   | ...   | ...   | ...   | ...    | ...    | ...   | ...   | ...   | ...   |
| 50 | Evan Tengesdahl       | 0/0   | ...   | ...   | ...   | ...   | ...   | ...    | ...    | ...   | ...   | ...   | ...   |
| 51 | Ben Blevins           | 0/0   | ...   | ...   | ...   | ...   | ...   | ...    | ...    | ...   | ...   | ...   | ...   |
| 52 | Connor Ingram         | 0/0   | ...   | ...   | ...   | ...   | ...   | ...    | ...    | ...   | ...   | ...   | ...   |
| 53 | Gavin Gerhardt        | 11/10 | XXX   | START | START | START | START | START  | START  | START | START | START | START |
| 54 | Dartanyan Tinsley     | 11/11 | START | START | START | START | START | START  | START  | START | START | START | START |
| 55 | Mao Glynn II          | 0/0   | ...   | ...   | ...   | ...   | ...   | ...    | ...    | ...   | ...   | ...   | ...   |
| 56 | Deondre Buford        | 11/11 | START | START | START | START | START | START  | START  | START | START | START | START |
| 57 | Ryan Mullaney         | 11/0  | XXX   | XXX   | XXX   | XXX   | XXX   | XXX    | XXX    | XXX   | XXX   | XXX   | XXX   |
| 58 | Trevor Radosevich     | 7/1   | START | ...   | ...   | ...   | XXX   | ...    | XXX    | XXX   | XXX   | XXX   | XXX   |
| 61 | Luke Dalton           | 0/0   | ...   | ...   | ...   | ...   | ...   | ...    | ...    | ...   | ...   | ...   | ...   |
| 62 | Matt Mason            | 1/0   | XXX   | ...   | ...   | ...   | ...   | ...    | ...    | ...   | ...   | ...   | ...   |
| 63 | Nathan Hawks          | 6/0   | XXX   | ...   | ...   | ...   | ...   | ...    | XXX    | XXX   | XXX   | XXX   | XXX   |
| 66 | Landon Fickell        | 0/0   | ...   | ...   | ...   | ...   | ...   | ...    | ...    | ...   | ...   | ...   | ...   |
| 67 | Luke Kandra           | 11/11 | START | START | START | START | START | START  | START  | START | START | START | START |
| 69 | Cam Jones             | 11/0  | XXX   | XXX   | XXX   | XXX   | XXX   | XXX    | XXX    | XXX   | XXX   | XXX   | XXX   |
| 71 | Judea Milon           | 0/0   | ...   | ...   | ...   | ...   | ...   | ...    | ...    | ...   | ...   | ...   | ...   |
| 74 | Phillip Wilder        | 6/0   | XXX   | XXX   | ...   | XXX   | XXX   | ...    | ...    | ...   | ...   | XXX   | XXX   |
| 75 | John Williams         | 11/11 | START | START | START | START | START | START  | START  | START | START | START | START |
| 76 | Mitch Raifsnider      | 1/0   | XXX   | ...   | ...   | ...   | ...   | ...    | ...    | ...   | ...   | ...   | ...   |
| 77 | Jonathan Harder       | 11/0  | XXX   | XXX   | XXX   | XXX   | XXX   | XXX    | XXX    | XXX   | XXX   | XXX   | XXX   |
| 78 | Grant Edgington       | 0/0   | ...   | ...   | ...   | ...   | ...   | ...    | ...    | ...   | ...   | ...   | ...   |
| 79 | Ethan Green           | 1/0   | XXX   | ...   | ...   | ...   | ...   | ...    | ...    | ...   | ...   | ...   | ...   |
| 80 | Chris Scott           | 5/0   | XXX   | XXX   | XXX   | XXX   | XXX   | ...    | ...    | ...   | ...   | ...   | ...   |
| 81 | Michael Mussari       | 0/0   | ...   | ...   | ...   | ...   | ...   | ...    | ...    | ...   | ...   | ...   | ...   |
| 82 | Michael McCalmont     | 7/0   | XXX   | ...   | XXX   | ...   | XXX   | ...    | ...    | XXX   | XXX   | XXX   | XXX   |
| 83 | Ty Perkins            | 0/0   | ...   | ...   | ...   | ...   | ...   | ...    | ...    | ...   | ...   | ...   | ...   |
| 84 | Sterling Berkhalter   | 1/0   | XXX   | ...   | ...   | ...   | ...   | ...    | ...    | ...   | ...   | ...   | ...   |
| 85 | Jair Thomas           | 1/0   | XXX   | ...   | ...   | ...   | ...   | ...    | ...    | ...   | ...   | ...   | ...   |
| 85 | Triston O'Brien       | 0/0   | ...   | ...   | ...   | ...   | ...   | ...    | ...    | ...   | ...   | ...   | ...   |
| 86 | Lesley Andoh          | 1/0   | XXX   | ...   | ...   | ...   | ...   | ...    | ...    | ...   | ...   | ...   | ...   |
| 87 | Stanley Clyne         | 0/0   | ...   | ...   | ...   | ...   | ...   | ...    | ...    | ...   | ...   | ...   | ...   |
| 88 | Payten Singletary     | 10/8  | START | START | START | START | XXX   | START  | XXX    | START | START | START | ...   |
| 89 | Jesse Meyer           | 0/0   | ...   | ...   | ...   | ...   | ...   | ...    | ...    | ...   | ...   | ...   | ...   |
| 90 | Jalen Hunt            | 11/0  | XXX   | XXX   | XXX   | XXX   | XXX   | XXX    | XXX    | XXX   | XXX   | XXX   | XXX   |
| 91 | Drew Logan            | 0/0   | ...   | ...   | ...   | ...   | ...   | ...    | ...    | ...   | ...   | ...   | ...   |
| 92 | Derrick Shepard Jr.   | 6/0   | XXX   | ...   | ...   | XXX   | XXX   | ...    | XXX    | XXX   | ...   | XXX   | ...   |
| 94 | Keilan Smith          | 0/0   | ...   | ...   | ...   | ...   | ...   | ...    | ...    | ...   | ...   | ...   | ...   |
| 95 | Justin Wodtly         | 10/0  | XXX   | XXX   | XXX   | XXX   | XXX   | XXX    | XXX    | XXX   | XXX   | XXX   | XXX   |
| 96 | Cayson Pfeiffer       | 11/0  | XXX   | XXX   | XXX   | XXX   | XXX   | XXX    | XXX    | XXX   | XXX   | XXX   | XXX   |
| 96 | Dominique Perry       | 2/0   | XXX   | ...   | ...   | XXX   | ...   | ...    | ...    | ...   | ...   | ...   | ...   |
| 97 | Eric Phillips         | 11/11 | START | START | START | START | START | START  | START  | START | START | START | START |
| 99 | Rob Jackson           | 8/0   | XXX   | ...   | XXX   | XXX   | XXX   | XXX    | ...    | XXX   | ...   | XXX   | XXX   |

## PASSING

| #0 Braden Smith | Comp     | Att      | Int      | Pct         | Yards     | TD       | Long      | Sacked     | Effic.       |
|-----------------|----------|----------|----------|-------------|-----------|----------|-----------|------------|--------------|
| Pittsburgh      | 1        | 1        | 0        | 100.0       | 30        | 0        | 30        | 0-0        | 352.0        |
| Oklahoma        | 0        | 1        | 0        | 0.0         | 0         | 0        | 0         | 0-0        | 0.0          |
| Baylor          | 0        | 1        | 0        | 0.0         | 0         | 0        | 0         | 0-0        | 0.0          |
| <b>Totals</b>   | <b>1</b> | <b>3</b> | <b>0</b> | <b>33.3</b> | <b>30</b> | <b>0</b> | <b>30</b> | <b>0-0</b> | <b>117.3</b> |

| #5 Emory Jones | Comp       | Att        | Int       | Pct         | Yards       | TD        | Long      | Sacked        | Effic.       |
|----------------|------------|------------|-----------|-------------|-------------|-----------|-----------|---------------|--------------|
| Eastern Ky.    | 19         | 23         | 0         | 82.6        | 345         | 5         | 49        | 2-10          | 280.3        |
| Pittsburgh     | 18         | 26         | 1         | 69.2        | 125         | 2         | 21        | 3-8           | 127.3        |
| Miami (OH)     | 18         | 34         | 2         | 52.9        | 265         | 0         | 37        | 2-9           | 106.6        |
| Oklahoma       | 22         | 41         | 2         | 53.7        | 235         | 0         | 35        | 2-14          | 92.0         |
| BYU            | 23         | 37         | 1         | 62.2        | 256         | 3         | 31        | 1-10          | 141.6        |
| Iowa St.       | 14         | 26         | 2         | 53.8        | 96          | 1         | 20        | 2-10          | 82.2         |
| Baylor         | 19         | 30         | 0         | 63.3        | 162         | 2         | 30        | 2-15          | 130.7        |
| Oklahoma St.   | 6          | 16         | 1         | 37.5        | 117         | 0         | 53        | 1-9           | 86.4         |
| UCF            | 16         | 22         | 1         | 72.7        | 217         | 1         | 40        | 4-19          | 161.5        |
| Houston        | 13         | 16         | 0         | 81.3        | 131         | 1         | 19        | 4-21          | 170.7        |
| West Virginia  | 14         | 24         | 0         | 58.3        | 166         | 2         | 55        | 2-17          | 143.9        |
| <b>Totals</b>  | <b>182</b> | <b>295</b> | <b>10</b> | <b>61.7</b> | <b>2115</b> | <b>17</b> | <b>55</b> | <b>25-142</b> | <b>134.2</b> |

| #16 Brady Lichtenberg | Comp      | Att       | Int      | Pct         | Yards      | TD       | Long      | Sacked     | Effic.       |
|-----------------------|-----------|-----------|----------|-------------|------------|----------|-----------|------------|--------------|
| Eastern Ky.           | 4         | 4         | 0        | 100.0       | 93         | 1        | 65        | 0-0        | 377.8        |
| Iowa St.              | 1         | 3         | 0        | 33.3        | 3          | 0        | 3         | 0-0        | 41.7         |
| Oklahoma St.          | 5         | 9         | 0        | 55.6        | 48         | 1        | 21        | 0-0        | 137.0        |
| UCF                   | 3         | 5         | 0        | 60.0        | 50         | 0        | 35        | 0-0        | 144.0        |
| Houston               | 4         | 7         | 0        | 57.1        | 33         | 0        | 20        | 1-3        | 96.7         |
| West Virginia         | 2         | 3         | 0        | 66.7        | 25         | 0        | 22        | 1-5        | 136.7        |
| <b>Totals</b>         | <b>19</b> | <b>31</b> | <b>0</b> | <b>61.3</b> | <b>252</b> | <b>2</b> | <b>65</b> | <b>2-8</b> | <b>150.9</b> |

## RUSHING & RECEIVING

### Rushing

| Player            | No-Yds/TD | EKU      | UP       | Miami    | OU      | BYU     | IowaSt  | Baylor   | OSU     | UCF      | UH       | WVU     |
|-------------------|-----------|----------|----------|----------|---------|---------|---------|----------|---------|----------|----------|---------|
| Corey Kiner       | 174-941/5 | 13-105/0 | 20-153/1 | 14-31/1  | 10-39/0 | 19-77/0 | 11-29/0 | 15-129/0 | 17-79/0 | 19-114/1 | 23-129/2 | 13-56/0 |
| Emory Jones       | 142-499/4 | 9-26/2   | 11-17/0  | 20-101/1 | 15-42/0 | 14-94/0 | 15-72/0 | 18-56/0  | 10-33/0 | 10-5/0   | 10-9/0   | 10-44/1 |
| Myles Montgomery  | 63-413/3  | 7-43/0   | 3-7/0    | 1-8/0    | 6-37/0  | 12-61/0 | 4-8/0   | 10-103/2 | 8-90/1  | 6-16/0   | 5-36/0   | 1-4/0   |
| Ryan Montgomery   | 46-280/1  | 4-11/0   | 3-6/0    | 20-104/0 | 3-14/0  | DNP     | DNP     | DNP      | DNP     | 8-113/1  | 5-13/0   | 3-19/0  |
| Brady Lichtenberg | 12-80/1   | 1-4/1    | DNP      | DNP      | DNP     | DNP     | 1-3/0   | DNP      | 3-27/0  | -        | 4-19/0   | 3-27/0  |
| Aaron Turner      | 11-97/0   | 3-31/0   | 2-22/0   | -        | -       | 1-6/0   | 2-3/0   | -        | 3-35/0  | -        | -        | -       |
| Ethan Wright      | 7-19/0    | 4-6/0    | DNP      | -        | 2-9/0   | 1-4/0   | DNP     | DNP      | DNP     | DNP      | DNP      | DNP     |
| Shaun Thomas      | 7-12/0    | -        | DNP      | DNP      | DNP     | DNP     | -       | DNP      | 7-12/0  | -        | -        | -       |
| Brady Drogosh     | 3-3/0     | 3-3/0    | DNP      | DNP      | DNP     | DNP     | DNP     | DNP      | DNP     | DNP      | DNP      | DNP     |
| Evan Prater       | 2-3/0     | -        | -        | 1-2/0    | -       | -       | -       | -        | 1-1/0   | DNP      | -        | -       |
| Braden Smith      | 2-0/0     | -        | -        | -        | 1-0/0   | -       | -       | -        | 1-0/0   | -        | -        | -       |
| Chamon Metayer    | 1-27/0    | -        | -        | 1-27/0   | -       | -       | -       | -        | -       | -        | -        | -       |
| Dee Wiggins       | 1-13/0    | -        | 1-13/0   | -        | -       | -       | -       | -        | -       | -        | -        | -       |

### Receiving

| Player            | No-Yds/TD | EKU     | UP     | Miami    | OU     | BYU    | IowaSt | Baylor | OSU    | UCF     | UH     | WVU     |
|-------------------|-----------|---------|--------|----------|--------|--------|--------|--------|--------|---------|--------|---------|
| Xzavier Henderson | 54-752/3  | 7-149/1 | 1-10/0 | 12-140/0 | 3-41/0 | 7-74/0 | -      | 8-82/2 | 4-82/0 | 4-53/0  | 2-17/0 | 6-104/0 |
| Braden Smith      | 40-542/4  | 4-72/1  | 5-59/1 | 1-37/0   | 3-30/0 | 4-72/1 | 5-37/0 | 3-24/0 | 2-24/0 | 6-114/1 | 5-69/0 | 2-4/0   |
| Chamon Metayer    | 23-258/5  | -       | 2-7/0  | -        | 3-50/0 | 3-59/2 | 4-43/1 | 5-50/0 | -      | 2-11/0  | 1-1/0  | 3-37/2  |
| Dee Wiggins       | 16-209/1  | 1-39/1  | 3-52/0 | 3-51/0   | 6-45/0 | 1-6/0  | 1-11/0 | -      | -      | 1-5/0   | -      | -       |
| Payten Singletary | 12-115/2  | 1-1/1   | 4-24/1 | 1-32/0   | -      | -      | -      | -      | 1-16/0 | 2-11/0  | 3-31/0 | DNP     |
| Evan Prater       | 12-114/0  | 3-31/0  | -      | 1-5/0    | 2-24/0 | 2-11/0 | -      | -      | 2-18/0 | DNP     | -      | 2-25/0  |
| Corey Kiner       | 12-49/0   | -       | 2-2/0  | -        | 3-37/0 | 3-12/0 | 2-1/0  | 1--1/0 | -      | 1--2/0  | -      | -       |
| Aaron Turner      | 11-89/2   | 3-14/1  | 1-1/0  | -        | 1-11/0 | 1-17/0 | 1-4/0  | 2-7/0  | 1-21/1 | -       | 1-14/0 | -       |
| Ryan Montgomery   | 8-69/1    | 1-25/0  | 1-0/0  | -        | -      | DNP    | DNP    | DNP    | DNP    | 1-10/0  | 2-13/1 | 3-21/0  |
| Myles Montgomery  | 5-5/0     | -       | -      | -        | 1--3/0 | 2-5/0  | 2-3/0  | -      | -      | -       | -      | -       |
| Barry Jackson Jr. | 3-93/1    | 1-65/1  | DNP    | -        | -      | DNP    | DNP    | DNP    | DNP    | 1-25/0  | 1-3/0  | DNP     |
| Donovan Ollie     | 2-50/0    | -       | -      | -        | -      | -      | -      | -      | -      | 1-40/0  | 1-10/0 | -       |
| Chris Scott       | 1-32/0    | 1-32/0  | -      | -        | -      | -      | DNP    | DNP    | DNP    | DNP     | DNP    | DNP     |
| Ethan Wright      | 1-10/0    | 1-10/0  | DNP    | -        | -      | -      | DNP    | DNP    | DNP    | DNP     | DNP    | DNP     |
| Michael McCalmont | 1-6/0     | -       | DNP    | -        | DNP    | -      | DNP    | DNP    | -      | -       | 1-6/0  | -       |
| Caleb Schmitz     | 1-4/0     | DNP     | -      | -        | -      | -      | -      | -      | 1-4/0  | -       | -      | -       |



## DEFENSE

| ##            | Player              | gp        | ua         | a          | tot        | tfl/yds       | no-yds        | int-yds      | brup      | qbh       | fr-yds     | ff       | kick     | saf      |
|---------------|---------------------|-----------|------------|------------|------------|---------------|---------------|--------------|-----------|-----------|------------|----------|----------|----------|
| 3             | Deshawn Pace        | 10        | 40         | 36         | 76         | 11-18         | 1.5-4         | 1-25         | 6         | 6         | 1-0        | 1        | .        | .        |
| 6             | Dorian Jones        | 10        | 24         | 31         | 55         | 2.5-10        | 1-6           | 1-0          | 2         | 1         | .          | .        | .        | .        |
| 10            | Bryon Threats       | 11        | 35         | 20         | 55         | 3-8           | 1-5           | 2-39         | 6         | 1         | .          | 1        | .        | .        |
| 49            | Jack Dingle         | 11        | 27         | 24         | 51         | 5-16          | 1-11          | .            | 1         | 2         | 2-0        | .        | .        | .        |
| 15            | Taj Ward            | 11        | 30         | 18         | 48         | 3.5-5         | 0.5-1         | .            | 2         | .         | 1-0        | 2        | .        | .        |
| 9             | Daniel Grzesiak     | 11        | 22         | 23         | 45         | 6.5-28        | 3.5-18        | .            | 3         | 3         | 1-0        | 1        | .        | .        |
| 2             | Dontay Corleone     | 11        | 21         | 16         | 37         | 5.5-31        | 3-24          | .            | 1         | 2         | .          | .        | .        | .        |
| 1             | Jordan Young        | 11        | 21         | 12         | 33         | 1-2           | .             | 1-0          | 7         | .         | .          | .        | .        | .        |
| 12            | Justin Harris       | 11        | 19         | 12         | 31         | 3-8           | .             | 1-0          | 6         | 1         | .          | .        | .        | .        |
| 0             | Jowon Briggs        | 11        | 9          | 16         | 25         | 5.5-14        | 2-5           | .            | .         | 1         | .          | .        | .        | .        |
| 22            | Jonathan Thompson   | 11        | 12         | 10         | 22         | 2-3           | .             | .            | .         | 3         | .          | .        | .        | .        |
| 27            | Ken Willis          | 11        | 10         | 10         | 20         | 1-1           | .             | 2-36         | .         | .         | .          | .        | .        | .        |
| 46            | Antwan Peek Jr.     | 11        | 9          | 7          | 16         | .             | .             | .            | .         | .         | .          | .        | .        | .        |
| 97            | Eric Phillips       | 11        | 8          | 6          | 14         | 5.5-34        | 2-18          | .            | 1         | 5         | .          | 1        | .        | .        |
| 95            | Justin Wodtly       | 10        | 4          | 9          | 13         | 1.5-14        | 1-13          | .            | 1         | 3         | .          | .        | .        | .        |
| 19            | Tyler Gillison      | 9         | 5          | 8          | 13         | 2.5-10        | .             | .            | 1         | .         | .          | .        | .        | .        |
| 4             | Malik Vann          | 11        | 5          | 7          | 12         | 1.5-11        | 1.5-11        | .            | 1         | .         | .          | .        | .        | .        |
| 5             | D.J. Taylor         | 11        | 5          | 7          | 12         | .             | .             | .            | .         | .         | .          | .        | .        | .        |
| 42            | Dion Hunter         | 9         | 3          | 8          | 11         | 0.5-0         | .             | .            | .         | 1         | .          | .        | .        | .        |
| 99            | Rob Jackson         | 8         | 1          | 7          | 8          | 2-4           | .             | .            | .         | .         | .          | .        | .        | .        |
| 21            | Kalen Carroll       | 7         | 4          | 4          | 8          | .             | .             | .            | 4         | .         | .          | .        | .        | .        |
| 32            | James Camden        | 11        | 1          | 6          | 7          | .             | .             | .            | .         | .         | .          | .        | .        | .        |
| 9             | Aaron Turner        | 11        | 4          | 2          | 6          | .             | .             | .            | .         | .         | .          | .        | .        | .        |
| 44            | Jah-Mal Williams    | 9         | 3          | 3          | 6          | .             | .             | .            | .         | .         | .          | .        | .        | .        |
| 24            | Todd Bumphis        | 10        | 4          | .          | 4          | .             | .             | .            | .         | .         | .          | .        | .        | .        |
| 4             | Ethan Wright        | 4         | 2          | 2          | 4          | .             | .             | .            | .         | .         | .          | .        | .        | .        |
| 57            | Ryan Mullaney       | 11        | .          | 3          | 3          | .             | .             | .            | .         | .         | .          | .        | .        | .        |
| 96            | Cayson Pfeiffer     | 11        | 1          | 2          | 3          | .             | .             | .            | .         | .         | .          | .        | .        | .        |
| 92            | Derrick Shepard Jr. | 6         | 1          | 2          | 3          | 0.5-1         | .             | .            | .         | .         | .          | .        | .        | .        |
| 20            | Oliver Bridges      | 8         | 2          | 1          | 3          | .             | .             | .            | .         | .         | .          | .        | .        | .        |
| 8             | Isiah Cox           | 11        | 1          | 1          | 2          | .             | .             | .            | .         | .         | .          | .        | .        | .        |
| 43            | George Udo          | 3         | .          | 1          | 1          | .             | .             | .            | .         | .         | .          | .        | .        | .        |
| 22            | Ryan Montgomery     | 7         | .          | 1          | 1          | .             | .             | .            | .         | .         | .          | .        | .        | .        |
| 5             | Emory Jones         | 11        | 1          | .          | 1          | .             | .             | .            | .         | .         | .          | .        | .        | .        |
| 0             | Braden Smith        | 11        | 1          | .          | 1          | .             | .             | .            | .         | .         | .          | .        | .        | .        |
| 90            | Jalen Hunt          | 11        | 1          | .          | 1          | .             | .             | .            | .         | 1         | .          | .        | .        | .        |
| 7             | Sammy Anderson Jr.  | 2         | 1          | .          | 1          | .             | .             | .            | .         | .         | .          | .        | .        | .        |
| 45            | Barak Faulk         | 5         | .          | 1          | 1          | 0.5-1         | .             | .            | .         | .         | .          | .        | .        | .        |
| 53            | Gavin Gerhardt      | 11        | .          | 1          | 1          | .             | .             | .            | .         | .         | .          | .        | .        | .        |
| 8             | Xzavier Henderson   | 11        | 1          | .          | 1          | .             | .             | .            | .         | .         | .          | .        | .        | .        |
| 67            | Luke Kandra         | 11        | .          | 1          | 1          | .             | .             | .            | .         | .         | .          | .        | .        | .        |
| 26            | Myles Montgomery    | 11        | 1          | .          | 1          | .             | .             | .            | .         | .         | .          | .        | .        | .        |
| 33            | CJ Doggette         | 1         | 1          | .          | 1          | .             | .             | .            | .         | .         | .          | .        | .        | .        |
| 37            | Trevor Adams        | 1         | .          | 1          | 1          | .             | .             | .            | .         | .         | .          | .        | .        | .        |
| 16            | Jabril White        | 3         | .          | 1          | 1          | .             | .             | .            | .         | .         | .          | .        | .        | .        |
| 33            | Carter Brown        | 11        | .          | .          | .          | .             | .             | .            | .         | .         | .          | .        | .        | .        |
| <b>Totals</b> |                     | <b>11</b> | <b>340</b> | <b>320</b> | <b>660</b> | <b>64-219</b> | <b>18-116</b> | <b>8-100</b> | <b>42</b> | <b>30</b> | <b>5-0</b> | <b>6</b> | <b>0</b> | <b>0</b> |
| Opponents     |                     | 11        | 402        | 482        | 884        | 68-245        | 27-150        | 10-109       | 30        | 33        | 6-15       | 8        | 1        | 0        |

# GAME-BY-GAME COMPARISON

| Opponent      | Score          | Total            | First Downs     |                 |                | Pen | Rushing<br>Number-Yards    | Passing                       |  | Yards              | Total Offense<br>Plays-Yards | Return<br>Yards  | Turn-<br>Overs |
|---------------|----------------|------------------|-----------------|-----------------|----------------|-----|----------------------------|-------------------------------|--|--------------------|------------------------------|------------------|----------------|
|               |                |                  | Rush            | Pass            |                |     |                            | Comp-Att-Int                  |  |                    |                              |                  |                |
| Eastern Ky.   | 66-13          | 30 / 15          | 13 / 8          | 17 / 7          | 0 / 0          |     | 44-229 / 32-125            | 23-27-0 / 13-25-2             |  | 438 / 177          | 71-667 / 57-302              | 82 / 118         | 1 / 3          |
| Pittsburgh    | 27-21          | 20 / 18          | 9 / 6           | 10 / 6          | 1 / 6          |     | 42-216 / 29-83             | 19-27-1 / 10-32-0             |  | 155 / 179          | 69-371 / 61-262              | 20 / 38          | 1 / 1          |
| Miami (OH)    | 24-31          | 30 / 16          | 13 / 6          | 14 / 8          | 3 / 2          |     | 57-273 / 29-121            | 18-34-2 / 12-20-1             |  | 265 / 237          | 91-538 / 49-358              | 64 / 73          | 2 / 2          |
| Oklahoma      | 6-20           | 21 / 21          | 8 / 4           | 12 / 16         | 1 / 1          |     | 37-141 / 34-103            | 22-42-2 / 26-38-0             |  | 235 / 322          | 79-376 / 72-425              | 2 / 16           | 2 / 1          |
| BYU           | 27-35          | 26 / 17          | 13 / 5          | 13 / 10         | 0 / 2          |     | 47-242 / 28-70             | 23-37-1 / 14-25-0             |  | 256 / 225          | 84-498 / 53-295              | 2 / 59           | 2 / 0          |
| Iowa St.      | 10-30          | 15 / 17          | 7 / 8           | 5 / 7           | 3 / 2          |     | 33-115 / 38-123            | 15-29-2 / 15-25-0             |  | 99 / 241           | 62-214 / 63-364              | 38 / 113         | 2 / 0          |
| Baylor        | 29-32          | 21 / 22          | 12 / 7          | 9 / 14          | 0 / 1          |     | 43-288 / 28-80             | 19-31-0 / 25-42-0             |  | 162 / 316          | 74-450 / 70-396              | 66 / 84          | 1 / 0          |
| Oklahoma St.  | 13-45          | 20 / 23          | 12 / 10         | 7 / 10          | 1 / 3          |     | 50-277 / 37-315            | 11-25-1 / 17-34-1             |  | 165 / 286          | 75-442 / 71-601              | 25 / 65          | 2 / 2          |
| UCF           | 26-28          | 23 / 23          | 14 / 13         | 9 / 7           | 0 / 3          |     | 43-248 / 39-228            | 19-27-1 / 13-23-0             |  | 267 / 165          | 70-515 / 62-393              | 23 / 38          | 2 / 0          |
| Houston       | 24-14          | 22 / 12          | 11 / 8          | 10 / 3          | 1 / 1          |     | 48-204 / 23-139            | 17-23-0 / 16-28-3             |  | 164 / 102          | 71-368 / 51-241              | 49 / 18          | 1 / 3          |
| West Virginia | 21-42          | 18 / 31          | 10 / 23         | 7 / 7           | 1 / 1          |     | 31-141 / 46-424            | 16-27-0 / 12-19-1             |  | 191 / 210          | 58-332 / 65-634              | 30 / 21          | 0 / 1          |
| <b>Totals</b> | <b>273-311</b> | <b>246 / 215</b> | <b>122 / 98</b> | <b>113 / 95</b> | <b>11 / 22</b> |     | <b>475-2374 / 363-1811</b> | <b>202-329-10 / 173-311-8</b> |  | <b>2397 / 2460</b> | <b>804-4771 / 674-4271</b>   | <b>401 / 643</b> | <b>16 / 13</b> |

| Opponents     | 3rd Down<br>Conversion | 4th Down<br>Conversion | Time of<br>Possession  | TOP<br>Margin | Avg<br>Yds/Rush  | Avg<br>Yds/Pass  | Avg<br>Yds/Play  | Punting<br>Number-Avg    | Penalties<br>Number-Yards  | Sacks          |
|---------------|------------------------|------------------------|------------------------|---------------|------------------|------------------|------------------|--------------------------|----------------------------|----------------|
| Eastern Ky.   | 10-14 / 3-11           | 2-2 / 0-1              | 31:46 / 28:14          | 03:32         | 5.2 / 3.9        | 16.2 / 7.1       | 9.4 / 5.3        | 1-45.0 / 4-47.0          | 7-55.0 / 7-42.0            | 3 / 2          |
| Pittsburgh    | 6-16 / 5-14            | 2-2 / 2-3              | 34:43 / 25:17          | 09:26         | 5.1 / 2.9        | 5.7 / 5.6        | 5.4 / 4.3        | 5-39.6 / 5-47.4          | 7-90.0 / 5-35.0            | 5 / 3          |
| Miami (OH)    | 8-17 / 4-10            | 1-3 / 1-1              | 36:18 / 23:42          | 12:36         | 4.8 / 4.2        | 7.8 / 11.9       | 5.9 / 7.3        | 2-44.0 / 4-52.0          | 10-78.0 / 7-42.0           | 2 / 2          |
| Oklahoma      | 3-15 / 6-16            | 1-4 / 1-1              | 32:25 / 27:35          | 04:50         | 3.8 / 3.0        | 5.6 / 8.5        | 4.8 / 5.9        | 4-48.3 / 6-38.7          | 2-20.0 / 8-53.0            | 2 / 2          |
| BYU           | 9-18 / 4-11            | 1-3 / 0-0              | 35:01 / 24:59          | 10:02         | 5.1 / 2.5        | 6.9 / 9.0        | 5.9 / 5.6        | 3-41.7 / 6-51.0          | 7-63.0 / 4-25.0            | 0 / 1          |
| Iowa St.      | 3-13 / 5-15            | 1-3 / 3-3              | 26:20 / 33:40          | -07:20        | 3.5 / 3.2        | 3.4 / 9.6        | 3.5 / 5.8        | 5-46.8 / 3-42.0          | 6-49.0 / 5-55.0            | 2 / 2          |
| Baylor        | 7-15 / 5-13            | 1-4 / 0-2              | 28:47 / 31:13          | -02:26        | 6.7 / 2.9        | 5.2 / 7.5        | 6.1 / 5.7        | 4-45.5 / 2-49.5          | 4-40.0 / 5-20.0            | 3 / 2          |
| Oklahoma St.  | 6-16 / 6-15            | 0-2 / 1-1              | 30:33 / 29:27          | 01:06         | 5.5 / 8.5        | 6.6 / 8.4        | 5.9 / 8.5        | 6-41.0 / 3-44.3          | 4-50.0 / 4-30.0            | 0 / 1          |
| UCF           | 4-12 / 6-12            | 2-3 / 1-1              | 32:57 / 27:03          | 05:54         | 5.8 / 5.8        | 9.9 / 7.2        | 7.4 / 6.3        | 2-44.5 / 4-43.0          | 8-75.0 / 3-20.0            | 0 / 4          |
| Houston       | 7-13 / 6-13            | 0-2 / 0-1              | 36:55 / 23:05          | 13:50         | 4.3 / 6.0        | 7.1 / 3.6        | 5.2 / 4.7        | 3-43.0 / 5-46.2          | 2-8.0 / 3-25.0             | 1 / 5          |
| West Virginia | 5-12 / 6-11            | 1-1 / 2-2              | 25:11 / 34:49          | -09:38        | 4.5 / 9.2        | 7.1 / 11.1       | 5.7 / 9.8        | 6-41.8 / 1-56.0          | 5-38.0 / 5-45.0            | 0 / 3          |
| <b>Totals</b> | <b>68-161 / 56-141</b> | <b>12-29 / 11-16</b>   | <b>350:56 / 309:04</b> | <b>41:52</b>  | <b>5.0 / 5.0</b> | <b>7.3 / 7.9</b> | <b>5.9 / 6.3</b> | <b>41-43.4 / 43-46.2</b> | <b>62-566.0 / 56-392.0</b> | <b>18 / 27</b> |

## TEAM GAME-BY-GAME

|            |                  | Rushing |      |    |    | Receiving |      |    |    | Passing     |      |    |    | Kick Returns |     |    | Punt Returns |     |     | tot |    |      |
|------------|------------------|---------|------|----|----|-----------|------|----|----|-------------|------|----|----|--------------|-----|----|--------------|-----|-----|-----|----|------|
| Date       | Opponent         | no.     | yds  | td | lg | no.       | yds  | td | lg | cmp-att-int | yds  | td | lg | no.          | yds | td | lg           | no. | yds | td  | lg | off  |
| 09/02/2023 | Eastern Ky.      | 44      | 229  | 3  | 54 | 23        | 438  | 6  | 65 | 23-27-0     | 438  | 6  | 65 | 2            | 42  | 0  | 26           | 4   | 34  | 0   | 12 | 667  |
| 09/09/2023 | at Pittsburgh    | 42      | 216  | 1  | 68 | 19        | 155  | 2  | 30 | 19-27-1     | 155  | 2  | 30 | 1            | 15  | 0  | 15           | 2   | 5   | 0   | 3  | 371  |
| 09/16/2023 | Miami (OH)       | 57      | 273  | 2  | 27 | 18        | 265  | 0  | 37 | 18-34-2     | 265  | 0  | 37 | 2            | 31  | 0  | 16           | 2   | 0   | 0   | 0  | 538  |
| 09/23/2023 | Oklahoma         | 37      | 141  | 0  | 20 | 22        | 235  | 0  | 35 | 22-42-2     | 235  | 0  | 35 | 0            | 0   | 0  | 0            | 2   | 2   | 0   | 2  | 376  |
| 09/29/2023 | at BYU           | 47      | 242  | 0  | 20 | 23        | 256  | 3  | 31 | 23-37-1     | 256  | 3  | 31 | 0            | 0   | 0  | 0            | 2   | 2   | 0   | 12 | 498  |
| 10/14/2023 | Iowa St.         | 33      | 115  | 0  | 14 | 15        | 99   | 1  | 20 | 15-29-2     | 99   | 1  | 20 | 2            | 38  | 0  | 20           | 0   | 0   | 0   | 0  | 214  |
| 10/21/2023 | Baylor           | 43      | 288  | 2  | 40 | 19        | 162  | 2  | 30 | 19-31-0     | 162  | 2  | 30 | 3            | 66  | 0  | 37           | 0   | 0   | 0   | 0  | 450  |
| 10/28/2023 | at Oklahoma St.  | 50      | 277  | 1  | 63 | 11        | 165  | 1  | 53 | 11-25-1     | 165  | 1  | 53 | 1            | 20  | 0  | 20           | 1   | 5   | 0   | 5  | 442  |
| 11/04/2023 | UCF              | 43      | 248  | 2  | 29 | 19        | 267  | 1  | 40 | 19-27-1     | 267  | 1  | 40 | 2            | 23  | 0  | 15           | 1   | 0   | 0   | 0  | 515  |
| 11/11/2023 | at Houston       | 48      | 204  | 2  | 62 | 17        | 164  | 1  | 20 | 17-23-0     | 164  | 1  | 20 | 0            | 0   | 0  | 0            | 1   | 4   | 0   | 4  | 368  |
| 11/18/2023 | at West Virginia | 31      | 141  | 1  | 25 | 16        | 191  | 2  | 55 | 16-27-0     | 191  | 2  | 55 | 2            | 14  | 0  | 14           | 0   | 0   | 0   | 0  | 332  |
| Cincinnati |                  | 475     | 2374 | 14 | 68 | 202       | 2397 | 19 | 65 | 202-329-10  | 2397 | 19 | 65 | 15           | 249 | 0  | 37           | 15  | 52  | 0   | 12 | 4771 |
| Opponents  |                  | 363     | 1811 | 19 | 75 | 173       | 2460 | 18 | 79 | 173-311-8   | 2460 | 18 | 79 | 22           | 447 | 0  | 72           | 16  | 72  | 0   | 41 | 4271 |

### Cincinnati Averages

| Games | Avg/ rush | Avg/ catch | Pass effc | KR avg | PR avg | All purpose avg/game | Total offense avg/game |
|-------|-----------|------------|-----------|--------|--------|----------------------|------------------------|
| 11    | 5.0       | 11.9       | 135.6     | 16.6   | 3.5    | 470.2                | 433.7                  |

|            |                  | Tackles |         |     |          | Sacks  | Fumble | Pass Defense |         |     |      | blkd | PAT attempts |      |     | off |     |     |
|------------|------------------|---------|---------|-----|----------|--------|--------|--------------|---------|-----|------|------|--------------|------|-----|-----|-----|-----|
| Date       | Opponent         | ua      | a total |     | tfl-yds  | no-yds | ff     | fr-yds       | int-yds | qbh | brup | kick | kick         | rush | rcv | saf | t/o | pts |
| 09/02/2023 | Eastern Ky.      | 32      | 36      | 68  | 7.0-32   | 3-19   | 2      | 1-0          | 2-6     | 1   | 2    | 0    | 9-9          | 0    | 0   | 0   | 14  | 66  |
| 09/09/2023 | at Pittsburgh    | 26      | 24      | 50  | 8.0-46   | 5-38   | 1      | 1-0          | 0-0     | 6   | 9    | 0    | 3-3          | 0    | 0   | 0   | 7   | 27  |
| 09/16/2023 | Miami (OH)       | 23      | 28      | 51  | 5.0-19   | 2-12   | 1      | 1-0          | 1-33    | 2   | 1    | 0    | 1-1          | 0    | 1   | 0   | 0   | 24  |
| 09/23/2023 | Oklahoma         | 32      | 42      | 74  | 6.0-22   | 2-14   | 1      | 1-0          | 0-0     | 3   | 5    | 0    | 0-0          | 0    | 0   | 0   | 0   | 6   |
| 09/29/2023 | at BYU           | 21      | 30      | 51  | 7.0-12   | 0-0    | 0      | 0-0          | 0-0     | 5   | 3    | 0    | 3-3          | 0    | 0   | 0   | 0   | 27  |
| 10/14/2023 | Iowa St.         | 30      | 34      | 64  | 4.0-11   | 2-8    | 0      | 0-0          | 0-0     | 1   | 3    | 0    | 1-1          | 0    | 0   | 0   | 0   | 10  |
| 10/21/2023 | Baylor           | 33      | 34      | 67  | 10.0-36  | 3-19   | 0      | 0-0          | 0-0     | 3   | 5    | 0    | 3-3          | 0    | 1   | 0   | 0   | 29  |
| 10/28/2023 | at Oklahoma St.  | 36      | 26      | 62  | 3.0-8    | 0-0    | 1      | 1-0          | 1-0     | 3   | 5    | 0    | 1-1          | 0    | 0   | 0   | 0   | 13  |
| 11/04/2023 | UCF              | 35      | 26      | 61  | 6.0-14   | 0-0    | 0      | 0-0          | 0-0     | 4   | 4    | 0    | 2-2          | 0    | 0   | 0   | 0   | 26  |
| 11/11/2023 | at Houston       | 30      | 16      | 46  | 4.0-10   | 1-6    | 0      | 0-0          | 3-45    | 2   | 4    | 0    | 3-3          | 0    | 0   | 0   | 3   | 24  |
| 11/18/2023 | at West Virginia | 42      | 24      | 66  | 4.0-9    | 0-0    | 0      | 0-0          | 1-16    | 0   | 1    | 0    | 3-3          | 0    | 0   | 0   | 7   | 21  |
| Cincinnati |                  | 340     | 320     | 660 | 64.0-219 | 18-116 | 6      | 5-0          | 8-100   | 30  | 42   | 0    | 29-29        | 0    | 2   | 0   | 31  | 273 |
| Opponents  |                  | 402     | 482     | 884 | 68.0-245 | 27-150 | 8      | 6-15         | 10-109  | 33  | 30   | 1    | 38-38        | 0    | 0   | 0   | 31  | 311 |

|            |                  | Punting |      |      |      |      |    |    |     |     | Field Goals |      |      |     | Kickoffs |      |    |    |  |
|------------|------------------|---------|------|------|------|------|----|----|-----|-----|-------------|------|------|-----|----------|------|----|----|--|
| Date       | Opponent         | no.     | yds  | avg  | long | blkd | tb | fc | 50+ | i20 | md-att      | long | blkd | no. | yds      | avg  | tb | ob |  |
| 09/02/2023 | Eastern Ky.      | 1       | 45   | 45.0 | 45   | 0    | 0  | 1  | 0   | 1   | 1-1         | 46   | 0    | 11  | 692      | 62.9 | 4  | 0  |  |
| 09/09/2023 | at Pittsburgh    | 5       | 198  | 39.6 | 47   | 0    | 0  | 2  | 0   | 2   | 2-2         | 47   | 0    | 6   | 357      | 59.5 | 4  | 0  |  |
| 09/16/2023 | Miami (OH)       | 2       | 88   | 44.0 | 52   | 0    | 0  | 2  | 1   | 2   | 3-4         | 28   | 1    | 6   | 365      | 60.8 | 3  | 0  |  |
| 09/23/2023 | Oklahoma         | 4       | 193  | 48.3 | 57   | 0    | 0  | 2  | 2   | 3   | 2-3         | 54   | 0    | 3   | 185      | 61.7 | 2  | 0  |  |
| 09/29/2023 | at BYU           | 3       | 125  | 41.7 | 46   | 0    | 0  | 2  | 0   | 1   | 2-2         | 33   | 0    | 6   | 333      | 55.5 | 3  | 1  |  |
| 10/14/2023 | Iowa St.         | 5       | 234  | 46.8 | 50   | 0    | 0  | 2  | 1   | 3   | 1-1         | 36   | 0    | 3   | 149      | 49.7 | 0  | 0  |  |
| 10/21/2023 | Baylor           | 4       | 182  | 45.5 | 50   | 0    | 0  | 0  | 1   | 1   | 0-0         | 0    | 0    | 5   | 320      | 64.0 | 3  | 0  |  |
| 10/28/2023 | at Oklahoma St.  | 6       | 246  | 41.0 | 48   | 0    | 0  | 3  | 0   | 3   | 0-1         | 0    | 0    | 3   | 193      | 64.3 | 0  | 0  |  |
| 11/04/2023 | UCF              | 2       | 89   | 44.5 | 45   | 0    | 0  | 0  | 0   | 1   | 2-2         | 39   | 0    | 5   | 313      | 62.6 | 3  | 0  |  |
| 11/11/2023 | at Houston       | 3       | 129  | 43.0 | 48   | 0    | 0  | 1  | 0   | 2   | 1-1         | 31   | 0    | 5   | 304      | 60.8 | 1  | 0  |  |
| 11/18/2023 | at West Virginia | 6       | 251  | 41.8 | 48   | 0    | 0  | 2  | 0   | 3   | 0-0         | 0    | 0    | 4   | 260      | 65.0 | 2  | 0  |  |
| Cincinnati |                  | 41      | 1780 | 43.4 | 57   | 0    | 0  | 17 | 5   | 22  | 14-17       | 54   | 1    | 57  | 3471     | 60.9 | 25 | 1  |  |
| Opponents  |                  | 43      | 1988 | 46.2 | 66   | 0    | 5  | 8  | 14  | 18  | 13-19       | 54   | 0    | 61  | 3805     | 62.4 | 30 | 0  |  |

# OPPONENT GAME-BY-GAME

| Date              | Opponent         | Rushing    |             |           |           | Receiving  |             |           |           | Passing           |             |           |           | Kick Returns |            |          |           | Punt Returns |           |          |           | tot<br>off  |
|-------------------|------------------|------------|-------------|-----------|-----------|------------|-------------|-----------|-----------|-------------------|-------------|-----------|-----------|--------------|------------|----------|-----------|--------------|-----------|----------|-----------|-------------|
|                   |                  | no.        | yds         | td        | lg        | no.        | yds         | td        | lg        | cmp-att-int       | yds         | td        | lg        | no.          | yds        | td       | lg        | no.          | yds       | td       | lg        |             |
| 09/02/2023        | Eastern Ky.      | 32         | 125         | 0         | 34        | 13         | 177         | 1         | 23        | 13-25-2           | 177         | 1         | 23        | 6            | 118        | 0        | 26        | 0            | 0         | 0        | 0         | 302         |
| 09/09/2023        | at Pittsburgh    | 29         | 83          | 0         | 38        | 10         | 179         | 3         | 60        | 10-32-0           | 179         | 3         | 60        | 2            | 28         | 0        | 20        | 2            | 8         | 0        | 11        | 262         |
| 09/16/2023        | Miami (OH)       | 29         | 121         | 1         | 26        | 12         | 237         | 3         | 79        | 12-20-1           | 237         | 3         | 79        | 3            | 48         | 0        | 29        | 0            | 0         | 0        | 0         | 358         |
| 09/23/2023        | Oklahoma         | 34         | 103         | 1         | 19        | 26         | 322         | 1         | 49        | 26-38-0           | 322         | 1         | 49        | 1            | 9          | 0        | 9         | 1            | 7         | 0        | 7         | 425         |
| 09/29/2023        | at BYU           | 28         | 70          | 2         | 29        | 14         | 225         | 2         | 59        | 14-25-0           | 225         | 2         | 59        | 2            | 18         | 0        | 18        | 1            | -1        | 0        | 0         | 295         |
| 10/14/2023        | Iowa St.         | 38         | 123         | 1         | 20        | 15         | 241         | 2         | 75        | 15-25-0           | 241         | 2         | 75        | 2            | 110        | 0        | 72        | 3            | 3         | 0        | 2         | 364         |
| 10/21/2023        | Baylor           | 28         | 80          | 1         | 20        | 25         | 316         | 1         | 55        | 25-42-0           | 316         | 1         | 55        | 1            | 17         | 0        | 17        | 4            | 52        | 0        | 41        | 396         |
| 10/28/2023        | at Oklahoma St.  | 37         | 315         | 4         | 75        | 17         | 286         | 2         | 67        | 17-34-1           | 286         | 2         | 67        | 2            | 53         | 0        | 35        | 2            | -4        | 0        | 0         | 601         |
| 11/04/2023        | UCF              | 39         | 228         | 4         | 27        | 13         | 165         | 0         | 40        | 13-23-0           | 165         | 0         | 40        | 1            | 14         | 0        | 14        | 0            | 0         | 0        | 0         | 393         |
| 11/11/2023        | at Houston       | 23         | 139         | 0         | 35        | 16         | 102         | 2         | 18        | 16-28-3           | 102         | 2         | 18        | 1            | 11         | 0        | 11        | 1            | 7         | 0        | 7         | 241         |
| 11/18/2023        | at West Virginia | 46         | 424         | 5         | 47        | 12         | 210         | 1         | 75        | 12-19-1           | 210         | 1         | 75        | 1            | 21         | 0        | 21        | 2            | 0         | 0        | 0         | 634         |
| <b>Opponents</b>  |                  | <b>363</b> | <b>1811</b> | <b>19</b> | <b>75</b> | <b>173</b> | <b>2460</b> | <b>18</b> | <b>79</b> | <b>173-311-8</b>  | <b>2460</b> | <b>18</b> | <b>79</b> | <b>22</b>    | <b>447</b> | <b>0</b> | <b>72</b> | <b>16</b>    | <b>72</b> | <b>0</b> | <b>41</b> | <b>4271</b> |
| <b>Cincinnati</b> |                  | <b>475</b> | <b>2374</b> | <b>14</b> | <b>68</b> | <b>202</b> | <b>2397</b> | <b>19</b> | <b>65</b> | <b>202-329-10</b> | <b>2397</b> | <b>19</b> | <b>65</b> | <b>15</b>    | <b>249</b> | <b>0</b> | <b>37</b> | <b>15</b>    | <b>52</b> | <b>0</b> | <b>12</b> | <b>4771</b> |

## Opponents Averages

| Games | Avg/ rush | Avg/ catch | Pass effic | KR avg | PR avg | All purpose avg/game | Total offense avg/game |
|-------|-----------|------------|------------|--------|--------|----------------------|------------------------|
| 11    | 5.0       | 14.2       | 136.0      | 20.3   | 4.5    | 445.4                | 388.3                  |

| Date              | Opponent         | ua         | Tackles    |            | tfl-yds         | Sacks<br>no-yds | Fumble<br>ff fr-yds | Pass Defense |               |           | blkd<br>kick | PAT attempts |              |          | off      |          |            |
|-------------------|------------------|------------|------------|------------|-----------------|-----------------|---------------------|--------------|---------------|-----------|--------------|--------------|--------------|----------|----------|----------|------------|
|                   |                  |            | a          | total      |                 |                 |                     | int-yds      | qbh           | brup      |              | kick         | rush         | rcv      | saf      | t/o      | pts        |
| 09/02/2023        | Eastern Ky.      | 33         | 60         | 93         | 6.0-20          | 2-10            | 2                   | 1-0          | 0-0           | 0         | 1            | 0            | 1-1          | 0        | 0        | 0        | 13         |
| 09/09/2023        | at Pittsburgh    | 34         | 44         | 78         | 6.0-20          | 3-8             | 0                   | 0-0          | 1-2           | 8         | 1            | 0            | 3-3          | 0        | 0        | 0        | 21         |
| 09/16/2023        | Miami (OH)       | 40         | 70         | 110        | 6.0-18          | 2-9             | 0                   | 0-0          | 2-25          | 3         | 5            | 1            | 4-4          | 0        | 0        | 0        | 31         |
| 09/23/2023        | Oklahoma         | 33         | 42         | 75         | 7.0-23          | 2-14            | 0                   | 0-0          | 2-0           | 2         | 3            | 0            | 2-2          | 0        | 0        | 0        | 20         |
| 09/29/2023        | at BYU           | 38         | 54         | 92         | 2.0-11          | 1-10            | 0                   | 1-0          | 1-42          | 1         | 3            | 0            | 5-5          | 0        | 0        | 0        | 35         |
| 10/14/2023        | Iowa St.         | 27         | 38         | 65         | 6.0-21          | 2-10            | 1                   | 0-0          | 2-0           | 3         | 3            | 0            | 3-3          | 0        | 0        | 0        | 30         |
| 10/21/2023        | Baylor           | 39         | 38         | 77         | 7.0-25          | 2-15            | 2                   | 1-15         | 0-0           | 1         | 6            | 0            | 2-2          | 0        | 0        | 0        | 32         |
| 10/28/2023        | at Oklahoma St.  | 41         | 34         | 75         | 6.0-17          | 1-9             | 1                   | 1-0          | 1-16          | 7         | 2            | 0            | 6-6          | 0        | 0        | 0        | 45         |
| 11/04/2023        | UCF              | 40         | 40         | 80         | 9.0-34          | 4-19            | 1                   | 1-0          | 1-24          | 2         | 1            | 0            | 4-4          | 0        | 0        | 0        | 28         |
| 11/11/2023        | at Houston       | 46         | 34         | 80         | 9.0-33          | 5-24            | 1                   | 1-0          | 0-0           | 4         | 1            | 0            | 2-2          | 0        | 0        | 0        | 14         |
| 11/18/2023        | at West Virginia | 31         | 28         | 59         | 4.0-23          | 3-22            | 0                   | 0-0          | 0-0           | 2         | 4            | 0            | 6-6          | 0        | 0        | 0        | 42         |
| <b>Opponents</b>  |                  | <b>402</b> | <b>482</b> | <b>884</b> | <b>68.0-245</b> | <b>27-150</b>   | <b>8</b>            | <b>6-15</b>  | <b>10-109</b> | <b>33</b> | <b>30</b>    | <b>1</b>     | <b>38-38</b> | <b>0</b> | <b>0</b> | <b>0</b> | <b>311</b> |
| <b>Cincinnati</b> |                  | <b>340</b> | <b>320</b> | <b>660</b> | <b>64.0-219</b> | <b>18-116</b>   | <b>6</b>            | <b>5-0</b>   | <b>8-100</b>  | <b>30</b> | <b>42</b>    | <b>0</b>     | <b>29-29</b> | <b>0</b> | <b>2</b> | <b>0</b> | <b>273</b> |

| Date              | Opponent         | no.       | yds         | Punting     |           |          |          |           |           | Field Goals |              |           |          | Kickoffs  |             |             |           |
|-------------------|------------------|-----------|-------------|-------------|-----------|----------|----------|-----------|-----------|-------------|--------------|-----------|----------|-----------|-------------|-------------|-----------|
|                   |                  |           |             | avg         | long      | blkd     | tb       | fc        | 50+       | i20         | md-att       | long      | blkd     | no.       | yds         | avg         | tb        |
| 09/02/2023        | Eastern Ky.      | 4         | 188         | 47.0        | 52        | 0        | 0        | 0         | 1         | 1           | 2-2          | 43        | 0        | 4         | 257         | 64.3        | 2         |
| 09/09/2023        | at Pittsburgh    | 5         | 237         | 47.4        | 59        | 0        | 1        | 0         | 2         | 1           | 0-1          | 0         | 0        | 4         | 253         | 63.3        | 3         |
| 09/16/2023        | Miami (OH)       | 4         | 208         | 52.0        | 63        | 0        | 0        | 1         | 2         | 3           | 1-1          | 20        | 0        | 5         | 325         | 65.0        | 3         |
| 09/23/2023        | Oklahoma         | 6         | 232         | 38.7        | 45        | 0        | 0        | 1         | 0         | 2           | 2-2          | 34        | 0        | 5         | 322         | 64.4        | 3         |
| 09/29/2023        | at BYU           | 6         | 306         | 51.0        | 66        | 0        | 2        | 1         | 3         | 3           | 0-1          | 0         | 0        | 6         | 390         | 65.0        | 6         |
| 10/14/2023        | Iowa St.         | 3         | 126         | 42.0        | 55        | 0        | 1        | 1         | 1         | 1           | 3-3          | 34        | 0        | 7         | 447         | 63.9        | 5         |
| 10/21/2023        | Baylor           | 2         | 99          | 49.5        | 51        | 0        | 0        | 1         | 1         | 1           | 4-4          | 54        | 0        | 8         | 488         | 61.0        | 3         |
| 10/28/2023        | at Oklahoma St.  | 3         | 133         | 44.3        | 52        | 0        | 0        | 0         | 1         | 3           | 1-3          | 28        | 0        | 8         | 494         | 61.8        | 2         |
| 11/04/2023        | UCF              | 4         | 172         | 43.0        | 64        | 0        | 0        | 3         | 1         | 1           | 0-1          | 0         | 0        | 5         | 277         | 55.4        | 2         |
| 11/11/2023        | at Houston       | 5         | 231         | 46.2        | 61        | 0        | 0        | 0         | 1         | 2           | 0-0          | 0         | 0        | 2         | 125         | 62.5        | 1         |
| 11/18/2023        | at West Virginia | 1         | 56          | 56.0        | 56        | 0        | 1        | 0         | 1         | 0           | 0-1          | 0         | 0        | 7         | 427         | 61.0        | 0         |
| <b>Opponents</b>  |                  | <b>43</b> | <b>1988</b> | <b>46.2</b> | <b>66</b> | <b>0</b> | <b>5</b> | <b>8</b>  | <b>14</b> | <b>18</b>   | <b>13-19</b> | <b>54</b> | <b>0</b> | <b>61</b> | <b>3805</b> | <b>62.4</b> | <b>30</b> |
| <b>Cincinnati</b> |                  | <b>41</b> | <b>1780</b> | <b>43.4</b> | <b>57</b> | <b>0</b> | <b>0</b> | <b>17</b> | <b>5</b>  | <b>22</b>   | <b>14-17</b> | <b>54</b> | <b>1</b> | <b>57</b> | <b>3471</b> | <b>60.9</b> | <b>25</b> |

## TEAM GAME HIGHS

### Cincinnati - Game Highs

|                  |      |                               |
|------------------|------|-------------------------------|
| RUSHES           | 57   | Miami (OH) (09/16/2023)       |
| YARDS RUSHING    | 288  | Baylor (10/21/2023)           |
| YARDS PER RUSH   | 6.7  | Baylor (10/21/2023)           |
| TD RUSHES        | 3    | Eastern Ky. (09/02/2023)      |
| PASS ATTEMPTS    | 42   | Oklahoma (09/23/2023)         |
| PASS COMPLETIONS | 23   | at BYU (09/29/2023)           |
|                  | 23   | Eastern Ky. (09/02/2023)      |
| YARDS PASSING    | 438  | Eastern Ky. (09/02/2023)      |
| YARDS PER PASS   | 16.2 | Eastern Ky. (09/02/2023)      |
| TD PASSES        | 6    | Eastern Ky. (09/02/2023)      |
| TOTAL PLAYS      | 91   | Miami (OH) (09/16/2023)       |
| TOTAL OFFENSE    | 667  | Eastern Ky. (09/02/2023)      |
| YARDS PER PLAY   | 9.4  | Eastern Ky. (09/02/2023)      |
| POINTS           | 66   | Eastern Ky. (09/02/2023)      |
| SACKS BY         | 5    | at Pittsburgh (09/09/2023)    |
| FIRST DOWNS      | 30   | Miami (OH) (09/16/2023)       |
|                  | 30   | Eastern Ky. (09/02/2023)      |
| PENALTIES        | 10   | Miami (OH) (09/16/2023)       |
| PENALTY YARDS    | 90   | at Pittsburgh (09/09/2023)    |
| TURNOVERS        | 2    | UCF (11/04/2023)              |
|                  | 2    | at Oklahoma St. (10/28/2023)  |
|                  | 2    | Iowa St. (10/14/2023)         |
|                  | 2    | at BYU (09/29/2023)           |
|                  | 2    | Oklahoma (09/23/2023)         |
|                  | 2    | Miami (OH) (09/16/2023)       |
| PUNTS            | 6    | at West Virginia (11/18/2023) |
|                  | 6    | at Oklahoma St. (10/28/2023)  |
| PUNTING AVG      | 48.3 | Oklahoma (09/23/2023)         |
| LONG PUNT        | 57   | Oklahoma (09/23/2023)         |
| PUNTS INSIDE 20  | 3    | at West Virginia (11/18/2023) |
|                  | 3    | at Oklahoma St. (10/28/2023)  |
|                  | 3    | Iowa St. (10/14/2023)         |
|                  | 3    | Oklahoma (09/23/2023)         |
| LONG PUNT RETURN | 12   | at BYU (09/29/2023)           |
|                  | 12   | Eastern Ky. (09/02/2023)      |

## OPPONENT GAME HIGHS

### Opponent - Game Highs

|                  |      |                               |
|------------------|------|-------------------------------|
| RUSHES           | 46   | at West Virginia (11/18/2023) |
| YARDS RUSHING    | 424  | at West Virginia (11/18/2023) |
| YARDS PER RUSH   | 9.2  | at West Virginia (11/18/2023) |
| TD RUSHES        | 5    | at West Virginia (11/18/2023) |
| PASS ATTEMPTS    | 42   | Baylor (10/21/2023)           |
| PASS COMPLETIONS | 26   | Oklahoma (09/23/2023)         |
| YARDS PASSING    | 322  | Oklahoma (09/23/2023)         |
| YARDS PER PASS   | 11.9 | Miami (OH) (09/16/2023)       |
| TD PASSES        | 3    | Miami (OH) (09/16/2023)       |
|                  | 3    | at Pittsburgh (09/09/2023)    |
| TOTAL PLAYS      | 72   | Oklahoma (09/23/2023)         |
| TOTAL OFFENSE    | 634  | at West Virginia (11/18/2023) |
| YARDS PER PLAY   | 9.8  | at West Virginia (11/18/2023) |
| POINTS           | 45   | at Oklahoma St. (10/28/2023)  |
| SACKS BY         | 5    | at Houston (11/11/2023)       |
| FIRST DOWNS      | 31   | at West Virginia (11/18/2023) |
| PENALTIES        | 8    | Oklahoma (09/23/2023)         |
| PENALTY YARDS    | 55   | Iowa St. (10/14/2023)         |
| TURNOVERS        | 3    | at Houston (11/11/2023)       |
|                  | 3    | Eastern Ky. (09/02/2023)      |
| PUNTS            | 6    | at BYU (09/29/2023)           |
|                  | 6    | Oklahoma (09/23/2023)         |
| PUNTING AVG      | 56.0 | at West Virginia (11/18/2023) |
| LONG PUNT        | 66   | at BYU (09/29/2023)           |
| PUNTS INSIDE 20  | 3    | at Oklahoma St. (10/28/2023)  |
|                  | 3    | at BYU (09/29/2023)           |
|                  | 3    | Miami (OH) (09/16/2023)       |
| LONG PUNT RETURN | 41   | Baylor (10/21/2023)           |



## SCORING DRIVES

## SEPT. 2 EKU

## SCORING PLAY

|   | QTR | CLOCK | PLAYS | YDS | TIME |
|---|-----|-------|-------|-----|------|
| Henderson 49-yard pass from Jones         | 1   | 11:45 | 7     | 71  | 3:09 |
| Wiggins 39-yard pass from Jones           | 1   | 6:52  | 5     | 87  | 2:07 |
| Jones 1-yard run                          | 1   | 1:41  | 9     | 80  | 3:46 |
| Singletery 1-yard pass from Jones         | 2   | 11:47 | 4     | 77  | 1:23 |
| Jones 12-yard run                         | 2   | 7:17  | 8     | 65  | 3:04 |
| Smith 48-yard pass from Jones             | 2   | 0:49  | 10    | 84  | 4:14 |
| Brown 46-yard field goal                  | 3   | 13:21 | 4     | -9  | 1:27 |
| Turner 6-yard pass from Jones             | 3   | 2:42  | 11    | 75  | 5:30 |
| Lichtenberg 4-yard run                    | 4   | 13:39 | 6     | 37  | 2:39 |
| Jackson Jr. 65-yard pass from Lichtenberg | 4   | 4:37  | 4     | 75  | 1:53 |

## SEPT. 9 PITTSBURGH

## SCORING PLAY

|                                    | QTR | CLOCK | PLAYS | YDS | TIME |
|------------------------------------|-----|-------|-------|-----|------|
| Singletery 12-yard pass from Jones | 1   | 13:06 | 4     | 64  | 1:24 |
| Brown 22-yard field goal           | 1   | 8:57  | 5     | 74  | 2:20 |
| Kiner 7-yard run                   | 2   | 13:20 | 7     | 76  | 3:07 |
| Brown 47-yard field goal           | 2   | 0:05  | 17    | 69  | 8:11 |
| Smith 21-yard pass from Jones      | 3   | 9:17  | 4     | 36  | 1:44 |

## SEPT. 16 MIAMI (OH)

## SCORING PLAY

|                          | QTR | CLOCK | PLAYS | YDS | TIME |
|--------------------------|-----|-------|-------|-----|------|
| Kiner 4-yard run         | 1   | 11:47 | 6     | 75  | 2:58 |
| Brown 28-yard field goal | 1   | 1:40  | 11    | 72  | 4:48 |
| Brown 23-yard field goal | 2   | 1:52  | 16    | 79  | 7:23 |
| Brown 23-yard field goal | 3   | 7:23  | 11    | 62  | 4:21 |
| Jones 17-yard run        | 4   | 13:52 | 11    | 75  | 4:09 |

## SEPT. 23 OKLAHOMA

## SCORING PLAY

|                          | QTR | CLOCK | PLAYS | YDS | TIME |
|--------------------------|-----|-------|-------|-----|------|
| Brown 40-yard field goal | 1   | 7:39  | 9     | 37  | 3:45 |
| Brown 54-yard field goal | 3   | 8:22  | 12    | 49  | 4:32 |

## SEP. 29 BYU

## SCORING PLAY

|                                 | QTR | CLOCK | PLAYS | YDS | TIME |
|---------------------------------|-----|-------|-------|-----|------|
| Metayer 27-yard pass from Jones | 2   | 10:59 | 17    | 90  | 6:49 |
| Brown 33-yard field goal        | 2   | 0:44  | 9     | 42  | 2:49 |
| Brown 22-yard field goal        | 3   | 5:24  | 14    | 71  | 6:14 |
| Metayer 23-yard pass from Jones | 3   | 0:59  | 5     | 75  | 1:54 |
| Smith 31-yard pass from Jones   | 4   | 0:26  | 8     | 80  | 1:10 |

## OCT. 14 IOWA STATE

## SCORING PLAY

|                                 | QTR | CLOCK | PLAYS | YDS | TIME |
|---------------------------------|-----|-------|-------|-----|------|
| Metayer 20-yard pass from Jones | 1   | 0:42  | 10    | 75  | 4:49 |
| Brown 36-yard field goal        | 3   | 4:03  | 14    | 56  | 6:42 |

## OCT. 21 BAYLOR

## SCORING PLAY

|                                   | QTR | CLOCK | PLAYS | YDS | TIME |
|-----------------------------------|-----|-------|-------|-----|------|
| Henderson 4-yard pass from Jones  | 2   | 14:55 | 14    | 75  | 6:00 |
| Montgomery M. 38-yard run         | 2   | 5:59  | 4     | 75  | 1:19 |
| Montgomery M. 1-yard run          | 4   | 14:20 | 12    | 62  | 5:32 |
| Henderson 29-yard pass from Jones | 4   | 5:03  | 6     | 75  | 1:58 |

## OCT. 28 OKLAHOMA STATE

## SCORING PLAY

|                                      | QTR | CLOCK | PLAYS | YDS | TIME |
|--------------------------------------|-----|-------|-------|-----|------|
| Montgomery M. 63-yard run            | 1   | 3:35  | 4     | 82  |      |
| 1:41                                 |     |       |       |     |      |
| Turner 21-yard pass from Lichtenberg | 4   | 4:54  | 7     | 65  |      |
| 1:47                                 |     |       |       |     |      |

## NOV. 4 UCF

## SCORING PLAY

|                               | QTR | CLOCK | PLAYS | YDS | TIME |
|-------------------------------|-----|-------|-------|-----|------|
| Brown 39-yard field goal      | 1   | 9:58  | 10    | 53  | 5:02 |
| Smith 11-yard pass from Jones | 2   | 1:56  | 6     | 73  | 2:09 |
| Montgomery R. 2-yard run      | 3   | 5:19  | 7     | 75  | 3:08 |
| Brown 28-yard field goal      | 4   | 6:21  | 15    | 65  | 9:10 |
| Kiner 6-yard run              | 4   | 1:27  | 5     | 75  | 1:14 |

## NOV. 11 HOUSTON

## SCORING PLAY

|                                      | QTR | CLOCK | PLAYS | YDS | TIME |
|--------------------------------------|-----|-------|-------|-----|------|
| Montgomery R. 7-yard pass from Jones | 1   | 8:43  | 11    | 75  | 6:17 |
| Kiner 1-yard run                     | 2   | 8:04  | 6     | 93  | 2:17 |
| Brown 31-yard field goal             | 3   | 8:25  | 12    | 37  | 6:28 |
| Kiner 5-yard run                     | 4   | 8:47  | 6     | 52  | 3:14 |

## NOV. 18 WEST VIRGINIA

## SCORING PLAY

|                                 | QTR | CLOCK | PLAYS | YDS | TIME |
|---------------------------------|-----|-------|-------|-----|------|
| Jones 1-yard run                | 2   | 1:32  | 11    | 75  | 4:35 |
| Metayer 30-yard pass from Jones | 4   | 12:29 | 6     | 96  | 3:02 |
| Metayer 7-yard pass from Jones  | 4   | 5:11  | 10    | 83  | 3:36 |

## LONG PLAYS

## LONG PLAYS (20-YARDS OR MORE)

| YDS. | TYPE | PLAYER(S)                    | OPP.           |
|------|------|------------------------------|----------------|
| 68   | Rush | Kiner rush middle            | Pittsburgh     |
| 65*  | Pass | Jackson Jr. from Lichtenberg | EKU            |
| 63*  | Rush | Montgomery M. rush left      | Oklahoma State |
| 62   | Rush | Kiner rush middle            | Houston        |
| 55   | Pass | Henderson from Jones         | West Virginia  |
| 54   | Rush | Kiner rush middle            | EKU            |
| 53   | Pass | Henderson from Jones         | Oklahoma State |
| 49*  | Pass | Henderson from Jones         | EKU            |
| 48*  | Pass | Smith from Jones             | EKU            |
| 40   | Rush | Kiner rush middle            | Baylor         |
| 40   | Pass | Ollie from Jones             | UCF            |
| 39*  | Pass | Wiggins from Jones           | EKU            |
| 38*  | Rush | Montgomery M. rush middle    | Baylor         |
| 38   | Rush | Kiner rush right             | Baylor         |
| 37   | Pass | Smith from Jones             | UCF            |
| 37   | Pass | Smith from Jones             | Miami (OH)     |
| 35   | Pass | Henderson from Lichtenberg   | UCF            |
| 35   | Pass | Smith from Jones             | UCF            |
| 35   | Rush | Montgomery M. rush right     | Baylor         |
| 35   | Pass | Metayer from Jones           | Oklahoma       |
| 32   | Pass | Singletery from Jones        | Miami (OH)     |
| 32   | Pass | Scott from Jones             | EKU            |
| 31   | Pass | Henderson from Jones         | EKU            |
| 31*  | Pass | Smith from Jones             | BYU            |
| 30*  | Pass | Metayer from Jones           | West Virginia  |
| 30   | Pass | Henderson from Jones         | Baylor         |
| 30   | Pass | Wiggins from Smith           | Pittsburgh     |
| 29   | Pass | Henderson from Jones         | EKU            |
| 29*  | Pass | Henderson from Jones         | Baylor         |
| 29   | Rush | Montgomery R. rush middle    | UCF            |
| 27*  | Pass | Metayer from Jones           | BYU            |
| 27   | Rush | Metayer rush left            | Miami (OH)     |
| 26   | Rush | Turner rush right            | Oklahoma State |
| 26   | Rush | Montgomery R. rush middle    | Miami (OH)     |
| 25   | Rush | Jones rush middle            | West Virginia  |
| 25   | Pass | Jackson Jr. from Jones       | UCF            |
| 25   | Pass | Montgomery R. from Jones     | EKU            |
| 25   | Rush | Turner jet sweep left        | Pittsburgh     |
| 25   | Rush | Montgomery R. rush middle    | UCF            |
| 25   | Rush | Kiner rush middle            | UCF            |
| 24   | Rush | Montgomery R. rush left      | UCF            |
| 23   | Pass | Henderson from Jones         | BYU            |
| 23   | Pass | Smith from Jones             | BYU            |
| 23*  | Pass | Metayer from Jones           | BYU            |
| 23   | Rush | Kiner rush middle            | UCF            |
| 22   | Pass | Prater from Lichtenberg      | West Virginia  |
| 22   | Pass | Henderson from Jones         | Oklahoma       |
| 22   | Pass | Henderson from Jones         | Miami (OH)     |
| 21   | Pass | Henderson from Jones         | Miami (OH)     |
| 21*  | Pass | Smith from Jones             | Pittsburgh     |
| 21*  | Pass | Turner from Lichtenberg      | Oklahoma State |
| 20*  | Pass | Metayer from Jones           | Iowa State     |
| 20   | Pass | Singletery from Lichtenberg  | Houston        |
| 20   | Pass | Smith from Jones             | Pittsburgh     |
| 20   | Pass | Wiggins from Jones           | Miami (OH)     |
| 20   | Rush | Jones rush right             | Oklahoma       |
| 20   | Rush | Jones rush right             | BYU            |

\* Touchdown scored on play

# MILESTONE GAMES / LONGEST PLAYS ALL-TIME

## CURRENT PLAYERS SUPERLATIVES

### 300 YARDS PASSING

| YDS        | NAME               | OPPONENT   | DATE          |
|------------|--------------------|------------|---------------|
| 464        | Emory Jones*       | Samford    | 11/13/21      |
| <b>345</b> | <b>Emory Jones</b> | <b>EKU</b> | <b>9/2/23</b> |

\*While at Florida

### 100 YARDS RUSHING

| YDS        | NAME                    | OPPONENT             | DATE            |
|------------|-------------------------|----------------------|-----------------|
| <b>153</b> | <b>Corey Kiner</b>      | <b>at Pittsburgh</b> | <b>9/10/23</b>  |
| 144        | Emory Jones*            | Tennessee            | 9/25/21         |
| <b>129</b> | <b>Corey Kiner</b>      | <b>at Houston</b>    | <b>11/11/23</b> |
| <b>129</b> | <b>Corey Kiner</b>      | <b>Baylor</b>        | <b>10/21/23</b> |
| <b>114</b> | <b>Corey Kiner</b>      | <b>UCF</b>           | <b>11/4/23</b>  |
| <b>113</b> | <b>Ryan Montgomery</b>  | <b>UCF</b>           | <b>11/4/23</b>  |
| 106        | Corey Kiner             | at Tulsa             | 10/1/23         |
| <b>105</b> | <b>Corey Kiner</b>      | <b>EKU</b>           | <b>9/2/23</b>   |
| 104        | Myles Montgomery        | Kennesaw State       | 9/10/22         |
| <b>104</b> | <b>Ryan Montgomery</b>  | <b>Miami (OH)</b>    | <b>9/17/23</b>  |
| <b>103</b> | <b>Myles Montgomery</b> | <b>Baylor</b>        | <b>10/21/23</b> |
| <b>101</b> | <b>Emory Jones</b>      | <b>Miami (OH)</b>    | <b>9/17/23</b>  |

\*While at Florida

### 100 YARDS RECEIVING

| YDS        | NAME                     | OPPONENT                | DATE            |
|------------|--------------------------|-------------------------|-----------------|
| <b>149</b> | <b>Xzavier Henderson</b> | <b>EKU</b>              | <b>9/2/23</b>   |
| <b>140</b> | <b>Xzavier Henderson</b> | <b>Miami (OH)</b>       | <b>9/17/23</b>  |
| <b>115</b> | <b>Braden Smith</b>      | <b>UCF</b>              | <b>11/04/23</b> |
| 110        | Xzavier Henderson*       | vs. Georgia             | 10/29/22        |
| <b>104</b> | <b>Xzavier Henderson</b> | <b>at West Virginia</b> | <b>11/18/23</b> |

\*While at Florida

## LONGEST PLAYS

### ALL PLAYS

|     |          |   |       |
|-----|----------|---|-------|
| 1.  | 100 (KR) | Jadon Thompson vs. ECU (TD).....                  | 2022  |
|     | 100 (KR) | Darrin Williams vs. SEMO (TD).....                | 2009  |
|     | 100 (KR) | Mardy Gilyard at West Virginia (TD).....          | 2008  |
|     | 100 (KR) | Walter Heuck vs. Denison (TD).....                | 1910  |
| 5.  | 99 (KR)  | Tre Tucker at Indiana (TD).....                   | 2021  |
|     | 99 (KR)  | Mardy Gilyard at Pittsburgh (TD).....             | 2009  |
|     | 99 (KR)  | Keith Jenkins vs. Houston (TD).....               | 1975  |
| 8.  | 98 (PR)  | Errol Prisby vs. North Texas State (TD).....      | 1963  |
|     | 96 (I)   | Bob Del Rosa vs. Oklahoma State (TD).....         | 19589 |
| 10. | 95 (P)   | Greg Cook to Tom Rossley vs. Louisville (TD)..... | 1968  |
| 11. | 92 (FdB) | DeJuan Gossett vs. Tulane (TD).....               | 1998  |
| 12. | 91 (R)   | Desmond Ridder at SMU (TD).....                   | 2020  |
|     | 91 (P)   | Eric Vibberts to James Scott vs. ECU (TD).....    | 1994  |
|     | 91 (R)   | Joe Miller vs. Xavier (TD).....                   | 1953  |

### RUSHING

|    |    |  |      |
|----|----|--|------|
| 1. | 91 | Desmond Ridder @ SMU (TD).....           | 2020 |
|    | 91 | Joe Miller vs. Xavier (TD).....          | 1953 |
| 2. | 84 | Hosey Williams vs. UConn.....            | 2015 |
| 3. | 81 | Michael Warren II (TD) vs. Tulane.....   | 2018 |
|    | 80 | Isaiah Pead vs. Miami (OH) (TD).....     | 2010 |
|    | 80 | Allen Harvin vs. Miami (OH).....         | 1982 |
|    | 80 | Art Bailey vs. Southern Miss (TD).....   | 1977 |
|    | 80 | Bill Bailey vs. Kansas State (TD).....   | 1965 |
|    | 80 | Dick Goist vs. William & Mary (TD).....  | 1953 |
| 8. | 79 | Jerome Ford vs. Houston (TD).....        | 2021 |
|    | 79 | Jerome Ford vs. UCF (TD).....            | 2021 |
|    | 79 | Kahlil Lewis at Purdue.....              | 2016 |
|    | 79 | Richard Hall vs. Miami (OH).....         | 2004 |
|    | 79 | Reggie Harrison vs. Louisville (TD)..... | 1972 |

### PASSING

|     |    |  |      |
|-----|----|--|------|
| 1.  | 95 | Greg Cook to Tom Rossley vs. Louisville (TD).....      | 1968 |
| 2.  | 91 | Eric Vibberts to James Scott vs. ECU (TD).....         | 1994 |
| 3.  | 88 | Gunner Kiel to Mekale McKay vs. Temple (TD).....       | 2015 |
| 4.  | 83 | Gunner Kiel to Chris Moore at Ohio State (TD).....     | 2014 |
|     | 83 | Brendon Kay to Travis Kelce vs. Duke (TD).....         | 2012 |
|     | 83 | Nick Davila to Brent Celek vs. Rutgers (TD).....       | 2006 |
| 7.  | 82 | Hayden Moore to Devin Gray at Tulsa (TD).....          | 2016 |
|     | 82 | Eric Vibberts to Robert Tate vs. Kansas (TD).....      | 1995 |
|     | 82 | Brig Owens to Errol Prisby vs. Dayton (TD).....        | 1964 |
| 10. | 81 | Desmond Ridder to Tyler Scott vs. Miami (OH) (TD)..... | 2021 |
|     | 81 | Zach Collaros to Armon Binns at Syracuse (TD).....     | 2009 |

### FIELD GOALS

|     |           |  |             |
|-----|-----------|--|-------------|
| 1.  | 58        | Jon Bacon vs. Miami (OH).....          | 1994        |
| 2.  | 55        | Jake Rogers vs. Oregon State.....      | 2007        |
| 3.  | <b>54</b> | <b>Carter Brown vs. Oklahoma</b> ..... | <b>2023</b> |
|     | 54        | Jake Rogers at Connecticut.....        | 2008        |
|     | 54        | Dan Shepherd vs. Tulsa.....            | 1975        |
| 6.  | 53        | Jake Rogers at Hawai'i.....            | 2008        |
|     | 53        | Sal Casola vs. Memphis.....            | 1973        |
| 8.  | 52        | Ryan Coe at SMU.....                   | 2022        |
|     | 52        | Alex Bales vs. Navy.....               | 2021        |
| 10. | 51        | Andrew Gantz vs. Miami (Fla.).....     | 2015        |
|     | 51        | Steve Schultz vs. Miami (OH).....      | 1976        |
| 12. | 50        | Cole Smith vs. Tulsa.....              | 2019        |
|     | 50        | Andrew Gantz at East Carolina.....     | 2015        |
|     | 50        | Jake Rogers vs. Rutgers.....           | 2008        |
|     | 50        | Eric Richards vs. Southern Miss.....   | 1997        |
|     | 50        | Phil Insalaco vs. Miami (OH).....      | 1988        |

### KICKOFF RETURN

|    |     |  |      |
|----|-----|--|------|
| 1. | 100 | Jadon Thompson vs. ECU (TD).....         | 2022 |
|    | 100 | Darrin Williams vs. SEMO (TD).....       | 2009 |
|    | 100 | Mardy Gilyard at West Virginia (TD)..... | 2008 |
|    | 100 | Walter Heuck vs. Denison (TD).....       | 1910 |
| 3. | 99  | Tre Tucker vs. Indiana (TD).....         | 2021 |
|    | 99  | Mardy Gilyard at Pittsburgh (TD).....    | 2009 |
|    | 99  | Keith Jenkins vs. Houston (TD).....      | 1975 |

### PUNT RETURN

|    |    |  |      |
|----|----|--|------|
| 1. | 98 | Errol Prisby vs. North Texas State (TD)..... | 1963 |
| 2. | 85 | Dom Del Bene vs. Hardin-Simmons (TD).....    | 1951 |
| 3. | 84 | Joe Morrison vs. Marquette (TD).....         | 1956 |
| 4. | 78 | Tinker Keck vs. Louisville (TD).....         | 1997 |
|    | 78 | Tony Jackson vs. Dayton (TD).....            | 1967 |

### PUNTS

|    |           |  |             |
|----|-----------|--|-------------|
| 1. | <b>84</b> | <b>Mason Fletcher at SMU</b> .....           | <b>2022</b> |
| 2. | 78        | Mike Connell vs. Louisiana-Lafayette.....    | 1976        |
| 3. | 76        | Pat O'Donnell vs. NC State.....              | 2011        |
| 4. | 75        | Clem Fennell at Louisville.....              | 1971        |
| 5. | 72        | James Smith at Temple.....                   | 2018        |
|    | 72        | Doug Johnson vs. Memphis.....                | 1997        |
| 7. | 69        | Adam Wulfeck at Army.....                    | 2001        |
| 8. | 68        | Jeff Blaylock at Tulsa.....                  | 1993        |
| 9. | <b>67</b> | <b>Mason Fletcher vs. Miami (Ohio)</b> ..... | <b>2022</b> |
|    | 67        | Shaun Burdick vs. Virginia Tech.....         | 1985        |
|    | 67        | Dave Ritchie at Houston.....                 | 1959        |

### INTERCEPTION RETURN

|     |    |   |      |
|-----|----|---|------|
| 1.  | 96 | Bob Del Rosa vs. Oklahoma State (TD).....   | 1958 |
| 2.  | 88 | Joe Morrison vs. Dayton (TD).....           | 1956 |
| 3.  | 87 | Joe Morrison vs. Wichita State (TD).....    | 1956 |
| 4.  | 84 | DeAngelo Smith vs. Rutgers (TD).....        | 2006 |
| 5.  | 83 | Shawn Ferguson vs. Memphis (TD).....        | 1998 |
|     | 83 | Art Sheffield vs. Indiana State (TD).....   | 1988 |
| 7.  | 80 | Gene Gibson vs. Mississippi State (TD)..... | 1949 |
| 8.  | 79 | Mike Mickens vs. South Florida (TD).....    | 2007 |
| 9.  | 78 | Barry Maroney vs. Dayton (TD).....          | 1956 |
| 10. | 77 | Greg Butler vs. Villanova (TD).....         | 1972 |

### FUMBLE RETURN

|     |    |  |      |
|-----|----|--|------|
| 1.  | 92 | DeJuan Gossett vs. Tulane (TD).....      | 1998 |
| 2.  | 82 | Ivan Fields @ Memphis (TD).....          | 2000 |
| 3.  | 76 | Deven Drane vs. Fordham (TD).....        | 2012 |
| 4.  | 75 | John Viltro vs. Richmond (TD).....       | 1975 |
| 5.  | 54 | Maalik Bomar vs. Akron (TD).....         | 2011 |
| 6.  | 53 | Grant Coleman vs. Houston.....           | 2016 |
| 7.  | 43 | Fran Callicott vs. North Texas (TD)..... | 2002 |
| 8.  | 39 | Kevin McCullough vs. USF (TD).....       | 2006 |
| 9.  | 39 | Antwan Peek @ Temple.....                | 2002 |
| 10. | 32 | Jim O'Connell @ Ohio (TD).....           | 1977 |

## OFFENSIVE RECORDS - RUSHING

## RUSHING

## GAME RECORDS

## Rushing Attempts

|    |    |                                    |      |
|----|----|------------------------------------|------|
| 1. | 45 | Steve Cowan vs. Ohio.....          | 1970 |
| 2. | 41 | DeMarco McCleskey vs. ECU.....     | 1998 |
| 3. | 39 | Lloyd Pate vs. Wichita State.....  | 1967 |
| 4. | 37 | Robert Cooper vs. Miami (OH).....  | 1999 |
| 5. | 36 | Robert Cooper vs. Memphis.....     | 1999 |
|    | 36 | Daryl Royal vs. Miami (OH).....    | 1996 |
|    | 36 | Reggie Taylor vs. Miami (OH).....  | 1986 |
|    | 36 | David Small vs. Toledo.....        | 1993 |
| 9. | 35 | Reggie Harrison at Ohio.....       | 1973 |
|    | 35 | DeMarco McCleskey vs. Houston..... | 1998 |
|    | 35 | Michael Warren II at UCLA.....     | 2018 |

## Rushing Yards

|     |     |   |      |
|-----|-----|---|------|
| 1.  | 306 | Bob Hynes vs. Case Western Reserve.....     | 1923 |
| 2.  | 282 | Daryl Royal vs. Miami (OH).....             | 1996 |
| 3.  | 267 | Clem Turner vs. Kansas State.....           | 1966 |
| 4.  | 266 | Steve Cowan vs. Ohio.....                   | 1970 |
| 5.  | 259 | Reggie Taylor vs. Miami (OH).....           | 1986 |
| 6.  | 238 | Richard Hall vs. Miami (OH).....            | 2004 |
| 7.  | 234 | DeMarco McCleskey vs. ECU.....              | 1998 |
| 8.  | 233 | David Small vs. Kent State.....             | 1992 |
| 9.  | 219 | David Small vs. Middle Tennessee State..... | 1991 |
| 10. | 213 | Isaiah Pead vs. Rutgers.....                | 2010 |

## Rushing Touchdowns

|    |   |   |      |
|----|---|---|------|
| 1. | 6 | Ike Stewart vs. Transylvania.....           | 1912 |
|    | 6 | Bob Heuck vs. Transylvania.....             | 1912 |
| 3. | 4 | six times, last by Jerome Ford vs. UCF..... | 2021 |
|    |   | and Isaiah Pead vs. Rutgers.....            | 2010 |

## Three Backs with 100+ Yards in a Game

|      |            |                     |     |
|------|------------|---------------------|-----|
| 1970 | vs. Xavier | Albert Johnson..... | 130 |
|      |            | Dick James.....     | 119 |
|      |            | Steve Cowan.....    | 105 |

## Two Backs with 100+ Yards in a Game

|      |                  |                         |     |
|------|------------------|-------------------------|-----|
| 2023 | vs. UCF          | Corey Kiner.....        | 114 |
|      |                  | Ryan Montgomery.....    | 113 |
|      | vs. Baylor       | Corey Kiner.....        | 129 |
|      |                  | Myles Montgomery.....   | 103 |
|      | vs. Miami (Ohio) | Ryan Montgomery.....    | 104 |
|      |                  | Emory Jones.....        | 101 |
| 2018 | vs. ECU          | Charles McClelland..... | 114 |
|      |                  | Tavion Thomas.....      | 106 |
|      | vs. AAMU         | Tavion Thomas.....      | 141 |
|      |                  | Charles McClelland..... | 121 |
| 2015 | vs. UConn        | Hosey Williams.....     | 140 |
|      |                  | Mike Boone.....         | 117 |
| 2014 | at Tulane        | Rod Moore.....          | 124 |
|      |                  | Mike Boone.....         | 113 |
| 2003 | vs. ECU          | Derrick Eddington.....  | 138 |
|      |                  | Richard Hall.....       | 117 |
| 1991 | at Kent State    | Vince Powell.....       | 121 |
|      |                  | David Small.....        | 118 |
| 1991 | at Louisville    | Vince Powell.....       | 140 |
|      |                  | David Small.....        | 111 |
| 1985 | at Louisville    | Reggie Taylor.....      | 126 |
|      |                  | Robert Williams.....    | 100 |
| 1977 | vs. Tulsa        | Gus Tucker.....         | 143 |
|      |                  | Bob Massong.....        | 101 |
| 1966 | vs. Kansas State | Clem Turner.....        | 267 |
|      |                  | Tony Jackson.....       | 118 |
| 1964 | vs. Tulsa        | Brig Owens.....         | 163 |
|      |                  | Al Nelson.....          | 106 |

## RUSHING

## SEASON RECORDS

## Rushing Attempts

|     |     |                        |      |
|-----|-----|------------------------|------|
| 1.  | 315 | DeMarco McCleskey..... | 2002 |
| 2.  | 264 | Reggie Taylor.....     | 1985 |
| 3.  | 261 | Michael Warren II..... | 2019 |
| 4.  | 256 | Reggie Taylor.....     | 1986 |
| 5.  | 246 | James Bettis.....      | 1981 |
| 6.  | 244 | Michael Warren II..... | 2018 |
| 7.  | 243 | George Winn.....       | 2012 |
| 8.  | 239 | Steve Cowan.....       | 1970 |
| 9.  | 237 | Isaiah Pead.....       | 2011 |
| 10. | 233 | Allen Harvin.....      | 1978 |

## Rushing Yards

|     |       |                        |      |
|-----|-------|------------------------|------|
| 1.  | 1,361 | DeMarco McCleskey..... | 2002 |
| 2.  | 1,334 | George Winn.....       | 2012 |
| 3.  | 1,329 | Michael Warren II..... | 2018 |
| 4.  | 1,325 | Reggie Taylor.....     | 1986 |
| 5.  | 1,319 | Jerome Ford.....       | 2021 |
| 6.  | 1,283 | Allen Harvin.....      | 1978 |
| 7.  | 1,265 | Michael Warren II..... | 2019 |
| 8.  | 1,259 | Isaiah Pead.....       | 2011 |
| 9.  | 1,245 | Robert Cooper.....     | 1999 |
| 10. | 1,226 | James Bettis.....      | 1981 |
| --  | 941   | Corey Kiner.....       | 2023 |

## Rushing Average (Minimum 50 Attempts)

|     |      |   |      |
|-----|------|---|------|
| 1.  | 8.77 | Dick Goist.....                         | 1953 |
| 2.  | 7.70 | Charles McClelland.....                 | 2018 |
| 3.  | 7.62 | Joe Miller.....                         | 1953 |
| 4.  | 7.54 | Jim Niemann.....                        | 1954 |
| 5.  | 7.20 | Mike Boone.....                         | 2015 |
| 6.  | 7.05 | Roger Stephens.....                     | 1947 |
| 7.  | 6.70 | Isaiah Pead.....                        | 2010 |
| 8.  | 6.60 | Isaiah Pead.....                        | 2010 |
|     | 6.60 | Myles Montgomery (63-413, current)..... | 2023 |
| 10. | 6.40 | Mike Boone.....                         | 2014 |
| 11. | 6.34 | Dolph Banks.....                        | 1965 |

## Rushing Touchdowns

|    |    |   |      |
|----|----|---|------|
| 1. | 19 | Jerome Ford.....                          | 2021 |
|    | 19 | Michael Warren II.....                    | 2018 |
| 3. | 17 | David Small.....                          | 1993 |
| 4. | 15 | DeMarco McCleskey.....                    | 2002 |
| 5. | 14 | Michael Warren II.....                    | 2019 |
| 6. | 13 | George Winn.....                          | 2012 |
|    | 13 | Al Nelson.....                            | 1964 |
| 8. | 12 | Isaiah Pead.....                          | 2011 |
| 9. | 11 | six times, last by DeMarco McCleskey..... | 1998 |

## 100-Yard Games

|    |   |                                       |             |
|----|---|---------------------------------------|-------------|
| 1. | 8 | Reggie Taylor.....                    | 1986        |
| 2. | 7 | Michael Warren II.....                | 2018 / 2019 |
|    | 7 | James Bettis.....                     | 1981        |
|    | 7 | Allen Harvin.....                     | 1978        |
| 5. | 6 | seven times, last by George Winn..... | 2012        |
| -- | 5 | Corey Kiner.....                      | 2023        |

## Consecutive 100-Yard Games

|    |   |   |      |
|----|---|---|------|
| 1. | 5 | Allen Harvin.....                         | 1978 |
|    | 5 | James Bettis.....                         | 1980 |
|    | 5 | Reggie Taylor.....                        | 1986 |
|    | 5 | David Small.....                          | 1993 |
| 5. | 4 | six times, last by Michael Warren II..... | 2018 |

## RUSHING

## CAREER RECORDS

## Rushing Attempts

|     |     |                        |               |
|-----|-----|------------------------|---------------|
| 1.  | 876 | Reggie Taylor.....     | 1983-86       |
| 2.  | 777 | DeMarco McCleskey..... | 1998, 2000-02 |
| 3.  | 630 | David Small.....       | 1991-93       |
| 4.  | 593 | Allen Harvin.....      | 1978-82       |
| 5.  | 561 | Robert Cooper.....     | 1996-99       |
| 6.  | 559 | Michael Warren II..... | 2017-19       |
| 7.  | 545 | Isaiah Pead.....       | 2008-11       |
| 8.  | 533 | James Bettis.....      | 1978-81       |
| 9.  | 502 | Desmond Ridder.....    | 2018-21       |
| 10. | 495 | Al Johnson.....        | 1969-71       |

## Rushing Yards

|     |       |                        |               |
|-----|-------|------------------------|---------------|
| 1.  | 4,242 | Reggie Taylor.....     | 1983-86       |
| 2.  | 3,487 | DeMarco McCleskey..... | 1998, 2000-02 |
| 3.  | 3,288 | Isaiah Pead.....       | 2008-11       |
| 4.  | 2,998 | Allen Harvin.....      | 1978-82       |
| 5.  | 2,963 | David Small.....       | 1991-93       |
| 6.  | 2,918 | Michael Warren II..... | 2017-19       |
| 7.  | 2,786 | Robert Cooper.....     | 1996-99       |
| 8.  | 2,498 | James Bettis.....      | 1978-81       |
| 9.  | 2,250 | Mike Boone.....        | 2014-17       |
| 10. | 2,223 | Al McKinney.....       | 1985-88       |

## Rushing Average (Min. 150 Attempts)

|     |      |   |              |
|-----|------|---|--------------|
| 1.  | 6.65 | Roger Stephens.....                       | 1946-48      |
| 2.  | 6.28 | Jerome Ford.....                          | 2020-21      |
| 3.  | 6.12 | Charles McClelland.....                   | 2018-22      |
| 4.  | 6.07 | Dom Del Bene.....                         | 1951-53      |
| 5.  | 6.00 | Isaiah Pead.....                          | 2008-11      |
| 6.  | 5.72 | Joe Miller.....                           | 1953-55      |
| 7.  | 5.60 | Gerrid Doaks.....                         | 2016-        |
| 8.  | 5.52 | Bill Bailey.....                          | 1963-65      |
| 9.  | 5.40 | Mike Boone.....                           | 2014-17      |
| 10. | 5.33 | George Winn.....                          | 2009-12      |
| --  | 5.31 | Ryan Montgomery (190-1,009, current)..... | 2019-present |
| --  | 5.11 | Corey Kiner (255-1,303, current).....     | 2022-present |

## Rushing Touchdowns

|     |    |                        |               |
|-----|----|------------------------|---------------|
| 1.  | 37 | DeMarco McCleskey..... | 1998, 2000-02 |
| 2.  | 34 | Michael Warren II..... | 2017-19       |
| 3.  | 31 | David Small.....       | 1991-93       |
| 4.  | 28 | Desmond Ridder.....    | 2018-21       |
| 5.  | 27 | Jerome Ford.....       | 2020-21       |
| 6.  | 27 | Isaiah Pead.....       | 2008-11       |
| 7.  | 25 | Reggie Harrison.....   | 1971-73       |
| 8.  | 24 | Mike Boone.....        | 2014-17       |
|     | 24 | Reggie Taylor.....     | 1983-86       |
| 10. | 22 | Bob Heuck.....         | 1910-12       |

## 300-Yard Games

|    |   |                |      |
|----|---|----------------|------|
| 1. | 1 | Bob Hynes..... | 1923 |
|----|---|----------------|------|

## 200-Yard Games

|    |   |  |         |
|----|---|--|---------|
| 1. | 4 | David Small.....                       | 1991-93 |
| 2. | 2 | Robert Cooper.....                     | 1999    |
| 3. | 1 | 10 tied, last by Mike Boone (212)..... | 2014    |

## 100-Yard Games

|    |    |                        |               |
|----|----|------------------------|---------------|
| 1. | 21 | Reggie Taylor.....     | 1983-86       |
| 2. | 14 | Michael Warren II..... | 2017-19       |
|    | 14 | DeMarco McCleskey..... | 1998, 2000-02 |
|    | 14 | David Small.....       | 1991-93       |
| 5. | 13 | James Bettis.....      | 1978-81       |
| 6. | 12 | Allen Harvin.....      | 1978-82       |
| 7. | 11 | Isaiah Pead.....       | 2008-11       |
| 8. | 9  | Robert Cooper.....     | 1996-99       |

## OFFENSIVE RECORDS - PASSING

PASSING  
GAME RECORDS

## Passing Attempts

|    |    |                                   |      |
|----|----|-----------------------------------|------|
| 1. | 59 | Deontey Kenner vs. Southern Miss. | 1999 |
| 2. | 57 | Gunner Kiel at Miami (Fla.)       | 2014 |
| 3. | 56 | Hayden Moore at UConn             | 2016 |
|    | 56 | Greg Cook vs. Ohio                | 1968 |
| 5. | 53 | Hayden Moore at Memphis           | 2015 |
|    | 53 | Zach Collaros vs. USF             | 2010 |

## Passing Completions

|    |    |                                   |      |
|----|----|-----------------------------------|------|
| 1. | 35 | Deontey Kenner vs. Southern Miss. | 1999 |
|    | 35 | Greg Cook vs. Ohio                | 1968 |
| 3. | 33 | Desmond Ridder at SMU             | 2018 |
| 4. | 32 | Tony Pike vs. Illinois            | 2009 |
| 5. | 31 | Desmond Ridder at USF             | 2021 |
|    | 31 | Hayden Moore at Memphis           | 2015 |
|    | 31 | Gunner Kiel at Miami (Fla.)       | 2014 |
|    | 31 | Gino Guidugli vs. Army            | 2001 |
|    | 31 | Greg Cook vs. Miami (OH)          | 1968 |

## Passing Yards

|     |     |                                   |      |
|-----|-----|-----------------------------------|------|
| 1.  | 557 | Hayden Moore at Memphis           | 2015 |
| 2.  | 554 | Greg Cook vs. Ohio                | 1968 |
| 3.  | 523 | Gunner Kiel at Houston            | 2015 |
| 4.  | 480 | Zach Collaros vs. Connecticut     | 2009 |
| 5.  | 463 | Zach Collaros vs. USF             | 2010 |
| 6.  | 436 | Gunner Kiel vs. ECU               | 2014 |
| 7.  | 431 | Ben Mauk vs. Syracuse             | 2007 |
| 8.  | 427 | Gunner Kiel vs. Temple            | 2015 |
|     | 418 | Gunner Kiel vs. Toledo            | 2014 |
| 10. | 407 | Deontey Kenner vs. Southern Miss. | 1999 |
|     | 407 | Greg Cook vs. Miami (OH)          | 1968 |

## Passing Touchdowns

|    |   |   |             |
|----|---|---|-------------|
| 1. | 6 | Gunner Kiel vs. Toledo                          | 2014        |
|    | 6 | Tony Pike vs. Illinois                          | 2009        |
| 3. | 5 | <b>Emory Jones vs. ECU</b>                      | <b>2023</b> |
|    | 5 | Gunner Kiel vs. UCF                             | 2015        |
|    | 5 | Zach Collaros at Louisville                     | 2010        |
|    | 5 | Gino Guidugli vs. Southern Miss.                | 2004        |
| 7. | 4 | 25 times, last by Desmond Ridder vs. Miami (OH) | 2021        |

## Pass Interceptions

|    |   |                           |      |
|----|---|---------------------------|------|
| 1. | 6 | Mike Shoemaker vs. Xavier | 1972 |
|----|---|---------------------------|------|

PASSING  
SEASON RECORDS

## Passing Attempts

|     |     |                |      |
|-----|-----|----------------|------|
| 1.  | 472 | Gino Guidugli  | 2002 |
| 2.  | 425 | Gino Guidugli  | 2003 |
| 3.  | 411 | Greg Cook      | 1968 |
| 4.  | 390 | Gunner Kiel    | 2014 |
| 5.  | 386 | Ben Mauk       | 2007 |
| 6.  | 383 | Zach Collaros  | 2010 |
| 7.  | 379 | Deontey Kenner | 1999 |
| 8.  | 369 | Danny McCoin   | 1986 |
| 9.  | 360 | Brendon Kay    | 2013 |
| 10. | 350 | Troy Bodine    | 1984 |

## Passing Completions

|     |     |                |      |
|-----|-----|----------------|------|
| 1.  | 258 | Gino Guidugli  | 2002 |
| 2.  | 251 | Desmond Ridder | 2021 |
| 3.  | 247 | Brendon Kay    | 2013 |
| 4.  | 237 | Danny McCoin   | 1986 |
| 5.  | 235 | Ben Mauk       | 2007 |
| 6.  | 233 | Gunner Kiel    | 2014 |
| 7.  | 227 | Gino Guidugli  | 2003 |
| 8.  | 225 | Zach Collaros  | 2010 |
| 9.  | 219 | Greg Cook      | 1968 |
| 10. | 213 | Ben Bryant     | 2022 |

PASSING  
SEASON RECORDS (CONT.)

## Passing Yards

|     |       |                |      |
|-----|-------|----------------|------|
| 1.  | 3,543 | Gino Guidugli  | 2002 |
| 2.  | 3,334 | Desmond Ridder | 2021 |
| 3.  | 3,272 | Greg Cook      | 1968 |
| 4.  | 3,254 | Gunner Kiel    | 2014 |
| 5.  | 3,121 | Brendon Kay    | 2013 |
|     | 3,121 | Ben Mauk       | 2007 |
| 7.  | 2,902 | Zach Collaros  | 2010 |
| 8.  | 2,831 | Danny McCoin   | 1986 |
| 9.  | 2,777 | Gunner Kiel    | 2015 |
| 10. | 2,731 | Ben Bryant     | 2022 |

## Passing Completion Percentage (Min. 100 Att.)

|     |      |                              |             |
|-----|------|------------------------------|-------------|
| 1.  | .750 | Zach Collaros                | 2009        |
| 2.  | .686 | Brendon Kay                  | 2013        |
| 3.  | .652 | Gunner Kiel                  | 2015        |
| 4.  | .649 | Desmond Ridder               | 2021        |
| 5.  | .642 | Danny McCoin                 | 1986        |
| 6.  | .630 | Brendon Kay                  | 2012        |
| 7.  | .626 | Eric Vibberts                | 1994        |
| 8.  | .624 | Desmond Ridder               | 2018        |
| 9.  | .624 | Tony Pike                    | 2009        |
| 10. | .617 | <b>Emory Jones (current)</b> | <b>2023</b> |
| 11. | .614 | Gino Guidugli                | 2004        |
|     | .614 | Tony Pike                    | 2008        |

## Passing Yards per Completion (Min. 50 Completions)

|     |       |                |      |
|-----|-------|----------------|------|
| 1.  | 18.74 | Albert Johnson | 1969 |
| 2.  | 16.22 | Gene Rossi     | 1951 |
| 3.  | 15.59 | Gene Rossi     | 1952 |
| 4.  | 15.42 | Zach Collaros  | 2009 |
| 5.  | 15.07 | Greg Cook      | 1967 |
| 6.  | 14.98 | Mike Murphy    | 1954 |
| 7.  | 14.97 | Tom O'Malley   | 1949 |
| 8.  | 14.94 | Greg Cook      | 1968 |
| 9.  | 14.92 | Brendon Kay    | 2012 |
| 10. | 14.71 | Gene Rossi     | 1950 |

## Passing Efficiency (Min. 100 Attempts)

|     |        |                |      |
|-----|--------|----------------|------|
| 1.  | 195.53 | Zach Collaros  | 2009 |
| 2.  | 163.07 | Brendon Kay    | 2012 |
| 3.  | 158.70 | Desmond Ridder | 2021 |
| 4.  | 155.50 | Brendon Kay    | 2013 |
| 5.  | 151.89 | Gunner Kiel    | 2015 |
| 6.  | 151.85 | Nick Davila    | 2006 |
| 7.  | 150.64 | Ben Mauk       | 2007 |
| 8.  | 149.82 | Tony Pike      | 2009 |
| 9.  | 149.74 | Gene Rossi     | 1952 |
| 10. | 149.39 | Gunner Kiel    | 2014 |

## Passing Touchdowns

|     |    |                |      |
|-----|----|----------------|------|
| 1.  | 31 | Gunner Kiel    | 2014 |
|     | 31 | Ben Mauk       | 2007 |
| 3.  | 30 | Desmond Ridder | 2021 |
| 4.  | 29 | Tony Pike      | 2009 |
| 5.  | 26 | Zach Collaros  | 2010 |
|     | 26 | Gino Guidugli  | 2004 |
| 7.  | 25 | Greg Cook      | 1968 |
| 8.  | 22 | Brendon Kay    | 2013 |
|     | 22 | Gino Guidugli  | 2002 |
| 10. | 21 | Ben Bryant     | 2022 |

## Pass Interceptions

|    |    |               |      |
|----|----|---------------|------|
| 1. | 21 | Gino Guidugli | 2002 |
| 2. | 20 | Troy Bodine   | 1984 |
| 3. | 19 | Eric Vibberts | 1995 |
| 4. | 17 | Greg Cook     | 1968 |
| 5. | 16 | Lance Harp    | 1992 |

PASSING  
SEASON RECORDS (CONT.)

## Passing Touchdown-Interception Margin

|    |     |                |      |
|----|-----|----------------|------|
| 1. | +23 | Tony Pike      | 2009 |
| 2. | +22 | Desmond Ridder | 2021 |
|    | +22 | Ben Mauk       | 2007 |
| 4. | +18 | Gunner Kiel    | 2014 |
|    | +18 | Gino Guidugli  | 2004 |

PASSING  
CAREER RECORDS

## Passing Attempts

|     |       |                |           |
|-----|-------|----------------|-----------|
| 1.  | 1,556 | Gino Guidugli  | 2001-04   |
| 2.  | 1,304 | Desmond Ridder | 2018-21   |
| 3.  | 954   | Hayden Moore   | 2015-18   |
| 4.  | 922   | Deontey Kenner | 1997-2000 |
| 5.  | 899   | Danny McCoin   | 1984-87   |
| 6.  | 833   | Gunner Kiel    | 2014-16   |
| 7.  | 788   | Lance Harp     | 1991-93   |
| 8.  | 783   | Zach Collaros  | 2008-11   |
| 9.  | 682   | Tony Pike      | 2007-09   |
| 10. | 658   | Danny Barrett  | 1980-82   |

## Passing Completions

|     |     |                |           |
|-----|-----|----------------|-----------|
| 1.  | 880 | Gino Guidugli  | 2001-04   |
| 2.  | 810 | Desmond Ridder | 2018-21   |
| 3.  | 545 | Hayden Moore   | 2015-18   |
| 4.  | 544 | Danny McCoin   | 1984-87   |
| 5.  | 505 | Gunner Kiel    | 2014-16   |
| 6.  | 498 | Deontey Kenner | 1997-2000 |
| 7.  | 485 | Zach Collaros  | 2008-11   |
| 8.  | 421 | Tony Pike      | 2007-09   |
| 9.  | 397 | Lance Harp     | 1991-93   |
| 10. | 388 | Dustin Grutza  | 2005-08   |

## Completion Percentage (Min. 200 Att.)

|     |      |                              |               |
|-----|------|------------------------------|---------------|
| 1.  | .654 | Brendon Kay                  | 2009-13       |
| 2.  | .624 | Zach Collaros                | 2008-10       |
| 3.  | .621 | Desmond Ridder               | 2018-21       |
| 4.  | .617 | <b>Emory Jones (current)</b> | <b>2023</b>   |
|     | .617 | Tony Pike                    | 2007-09       |
| 6.  | .615 | Ben Bryant                   | 2018-20, 2022 |
| 7.  | .609 | Ben Mauk                     | 2007          |
| 8.  | .606 | Gunner Kiel                  | 2014-16       |
| 9.  | .605 | Danny McCoin                 | 1984-87       |
| 10. | .601 | Dustin Grutza                | 2005-08       |
| 11. | .571 | Hayden Moore                 | 2015-18       |

## Passing Yards

|     |        |                |           |
|-----|--------|----------------|-----------|
| 1.  | 11,453 | Gino Guidugli  | 2001-04   |
| 2.  | 10,239 | Desmond Ridder | 2018-21   |
| 3.  | 6,835  | Gunner Kiel    | 2014-16   |
| 4.  | 6,801  | Danny McCoin   | 1984-87   |
| 5.  | 6,518  | Hayden Moore   | 2015-18   |
| 6.  | 6,278  | Zach Collaros  | 2008-11   |
|     | 6,278  | Deontey Kenner | 1997-2000 |
| 8.  | 5,018  | Tony Pike      | 2007-09   |
| 9.  | 4,906  | Greg Cook      | 1966-68   |
| 10. | 4,803  | Lance Harp     | 1991-93   |

## Passing Yards Per Completion (Min. 100 Comp.)

|     |       |                 |         |
|-----|-------|-----------------|---------|
| 1.  | 16.18 | Mike Murphy     | 1953-55 |
| 2.  | 15.86 | Albert Johnson  | 1969-71 |
| 3.  | 15.58 | Gene Rossi      | 1949-52 |
| 4.  | 14.78 | Greg Cook       | 1966-68 |
| 5.  | 14.38 | Tom O'Malley    | 1947-49 |
| 6.  | 14.33 | Brig Owens      | 1963-64 |
| 7.  | 13.84 | Tony Kapetanias | 1977-79 |
| 8.  | 13.82 | Chad Plummer    | 1995-98 |
| 9.  | 13.59 | Zach Collaros   | 2008-10 |
| 10. | 13.53 | Gunner Kiel     | 2014-16 |



# OFFENSIVE RECORDS - PASSING & RECEIVING

## PASSING

### CAREER RECORDS (CONT.)

#### Touchdown Passes

|     |    |                |         |
|-----|----|----------------|---------|
| 1.  | 87 | Desmond Ridder | 2018-21 |
| 2.  | 78 | Gino Guidugli  | 2001-04 |
| 3.  | 56 | Gunner Kiel    | 2014-16 |
| 4.  | 51 | Zach Collaros  | 2008-10 |
| 5.  | 49 | Tony Pike      | 2007-09 |
| 6.  | 42 | Hayden Moore   | 2015-18 |
| 7.  | 39 | Danny McCain   | 1984-87 |
| 8.  | 37 | Gene Rossi     | 1949-52 |
| 9.  | 34 | Greg Cook      | 1966-68 |
| 10. | 32 | Brendon Kay    | 2009-13 |

#### Pass Interceptions

|    |    |                 |           |
|----|----|-----------------|-----------|
| 1. | 48 | Gino Guidugli   | 2001-04   |
| 2. | 37 | Deontey Kenner  | 1997-2000 |
|    | 37 | Danny Barrett   | 1979-82   |
| 4. | 35 | Greg Cook       | 1966-68   |
| 5. | 34 | Gene Rossi      | 1949-52   |
|    | 34 | Tony Kapetanias | 1977-79   |
| 7. | 33 | Lance Harp      | 1991-93   |
| 8. | 28 | Desmond Ridder  | 2018-21   |
|    | 28 | Hayden Moore    | 2015-18   |
|    | 28 | Troy Bodine     | 1983-84   |
|    | 28 | Henry Miller    | 1973-76   |

#### Passing Touchdown-Interception Margin

|    |     |                |         |
|----|-----|----------------|---------|
| 1. | +59 | Desmond Ridder | 2018-21 |
| 2. | +30 | Gino Guidugli  | 2001-04 |
|    | +30 | Gunner Kiel    | 2014-16 |
| 4. | +29 | Tony Pike      | 2007-09 |
| 5. | +22 | Ben Mauk       | 2007    |
| 6. | +20 | Zach Collaros  | 2008-10 |

#### Consecutive 250+ Yard Passing Games

|    |   |             |      |
|----|---|-------------|------|
| 1. | 8 | Greg Cook   | 1968 |
| 2. | 7 | Brendon Kay | 2013 |

## RECEIVING

### GAME RECORDS

#### Receptions

|    |    |   |      |
|----|----|---|------|
| 1. | 15 | Shaq Washington at ECU                            | 2015 |
| 2. | 13 | Tom Rossley vs. Wichita State                     | 1968 |
|    | 13 | Jon Olinger vs. Miami (OH)                        | 2002 |
| 4. | 12 | 8 times, last by Xzavier Henderson vs. Miami (OH) | 2023 |

#### Receiving Yards

|    |     |                                  |      |
|----|-----|----------------------------------|------|
| 1. | 254 | Tom Rossley vs. Louisville       | 1968 |
| 2. | 240 | Jon Olinger vs. Miami (OH)       | 2002 |
| 3. | 221 | Chris Moore at Ohio State        | 2014 |
|    | 212 | Jim O'Brien vs. Ohio             | 1968 |
| 4. | 210 | Marcus Barnett vs. West Virginia | 2007 |
| 5. | 203 | Kahlil Lewis vs. ECU             | 2018 |
| 6. | 196 | Jim O'Brien vs. Tampa            | 1968 |

#### Receiving Touchdowns

|    |   |                                    |      |
|----|---|------------------------------------|------|
| 1. | 3 | Tyler Scott vs. Indiana            | 2022 |
|    | 3 | Kahlil Lewis vs. ECU               | 2016 |
|    | 3 | Chris Moore at Ohio State          | 2014 |
|    | 3 | Armon Binns at Louisville          | 2010 |
|    | 3 | Marcus Barnett vs. Syracuse        | 2007 |
|    | 3 | Hannibal Thomas vs. Southern Miss. | 2004 |
|    | 3 | Jon Olinger at ECU                 | 2002 |
|    | 3 | Deno Foster at Louisville          | 1983 |
|    | 3 | Jim O'Brien vs. Tampa              | 1968 |

## RECEIVING

### SEASON RECORDS

#### Receptions

|     |    |                  |       |
|-----|----|------------------|-------|
| 1.  | 90 | Shaq Washington  | 2015  |
| 2.  | 87 | Mardy Gilyard    | 2009  |
| 3.  | 84 | Dominick Goodman | 2008  |
| 4.  | 81 | Mardy Gilyard    | 2008  |
| 5.  | 80 | Tom Rossley      | 1968* |
| 6.  | 75 | Armon Binns      | 2010  |
|     | 75 | Shaq Washington  | 2013  |
| 8.  | 73 | LaDaris Vann     | 2001  |
| 9.  | 71 | LaDaris Vann     | 2002  |
| 10. | 68 | Dominick Goodman | 2007  |

\*-10 game season

#### Receiving Yards

|    |       |                  |       |
|----|-------|------------------|-------|
| 1. | 1,276 | Mardy Gilyard    | 2008  |
| 2. | 1,191 | Mardy Gilyard    | 2009  |
| 3. | 1,114 | Jon Olinger      | 2002  |
| 4. | 1,107 | Jim O'Brien      | 1968* |
| 5. | 1,101 | Armon Binns      | 2010  |
| 6. | 1,072 | Tom Rossley      | 1968* |
| 7. | 1,028 | Dominick Goodman | 2008  |
|    | 1,028 | Hannibal Thomas  | 2004  |
| 9. | 982   | Shaq Washington  | 2015  |
|    | 908   | Anthony McClung  | 2013  |

\*-10 game season

#### Yards Per Reception (Min. 20 Rec.)

|     |       |               |       |
|-----|-------|---------------|-------|
| 1.  | 25.16 | Jim O'Brien   | 1968* |
| 2.  | 22.40 | Chris Moore   | 2014  |
| 3.  | 21.80 | Chris Moore   | 2015  |
| 4.  | 21.75 | Jason Stargel | 1985  |
| 5.  | 21.25 | Jason Stargel | 1983  |
| 6.  | 21.04 | Jim O'Brien   | 1969  |
| 7.  | 20.62 | Jon Olinger   | 2002  |
| 8.  | 19.67 | Aaron Hagans  | 1979  |
| 9.  | 19.48 | Anthony Ladd  | 1996  |
| 10. | 19.46 | Robert Tate   | 1995  |

\*-10 game season

## RECEIVING

### SEASON RECORDS (CONT.)

#### Touchdown Receptions

|    |    |                 |       |
|----|----|-----------------|-------|
| 1. | 13 | Marcus Barnett  | 2007  |
| 2. | 12 | Jim O'Brien     | 1968* |
| 3. | 11 | Armon Binns     | 2009  |
|    | 11 | Mardy Gilyard   | 2009  |
|    | 11 | Mardy Gilyard   | 2008  |
| 6. | 10 | Armon Binns     | 2010  |
| 7. | 9  | Tyler Scott     | 2022  |
|    | 9  | Kahlil Lewis    | 2018  |
|    | 9  | Chris Moore     | 2013  |
|    | 9  | Hannibal Thomas | 2004  |
|    | 9  | Jim Kelly       | 1950  |

\*-10 game season

## RECEIVING

### CAREER RECORDS

#### Receptions

|     |     |                  |               |
|-----|-----|------------------|---------------|
| 1.  | 240 | Shaq Washington  | 2010-15       |
| 2.  | 204 | Mardy Gilyard    | 2005; 2007-09 |
|     | 204 | Dominick Goodman | 2005-08       |
|     | 204 | LaDaris Vann     | 1999-2002     |
| 5.  | 168 | Kahlil Lewis     | 2015-18       |
| 6.  | 159 | D.J. Woods       | 2008-11       |
| 7.  | 138 | Armon Binns      | 2007-10       |
| 8.  | 135 | Tye Keith        | 1999-2002     |
| 9.  | 127 | Marcus Barnett   | 2007-10       |
| 10. | 125 | Marlon Pearce    | 1990-92       |

#### Receiving Yards

|     |       |                  |               |
|-----|-------|------------------|---------------|
| 1.  | 3,003 | Mardy Gilyard    | 2005; 2007-09 |
| 2.  | 2,563 | Shaq Washington  | 2010-15       |
| 3.  | 2,512 | Dominick Goodman | 2005-08       |
| 4.  | 2,483 | LaDaris Vann     | 1999-2002     |
| 5.  | 2,301 | Chris Moore      | 2012-15       |
| 6.  | 2,285 | Jim O'Brien      | 1967-69       |
| 7.  | 2,156 | D.J. Woods       | 2008-11       |
| 8.  | 2,116 | Kahlil Lewis     | 2018          |
| 9.  | 2,096 | Marlon Pearce    | 1990-92       |
| 10. | 2,088 | Jason Stargel    | 1982-86       |

#### Yards Per Reception (Min. 50 Rec.)

|     |      |               |           |
|-----|------|---------------|-----------|
| 1.  | 21.9 | Jim O'Brien   | 1967-69   |
| 2.  | 19.7 | Mekale McKay  | 2013-15   |
|     | 19.7 | Jason Stargel | 1982-86   |
| 4.  | 19.3 | Chris Moore   | 2012-15   |
| 5.  | 18.7 | Jon Olinger   | 1999-2002 |
| 6.  | 18.4 | Glen Dillhoff | 1951-54   |
| 7.  | 18.1 | Denny Jackson | 1968-69   |
| 8.  | 17.5 | Alec Pierce   | 2018-21   |
| 9.  | 17.1 | Deno Foster   | 1981-84   |
| 10. | 16.9 | Dick Jarvis   | 1950-51   |

#### Touchdown Receptions

|    |    |                  |               |
|----|----|------------------|---------------|
| 1. | 26 | Chris Moore      | 2012-15       |
| 2. | 25 | Mardy Gilyard    | 2005; 2007-09 |
| 3. | 22 | Dominick Goodman | 2005-08       |
| 4. | 21 | Kahlil Lewis     | 2015-18       |
|    | 21 | Armon Binns      | 2007-10       |
|    | 21 | Jim O'Brien      | 1967-69       |

#### Consecutive Games With A Reception

|    |    |                  |           |
|----|----|------------------|-----------|
| 1. | 46 | LaDaris Vann     | 1999-2002 |
| 2. | 39 | Shaq Washington  | 2010-15   |
| 3. | 33 | Jason Stargel    | 1982-86   |
| 4. | 32 | Dominick Goodman | 2005-08   |
| 5. | 27 | Tye Keith        | 2000-02   |
|    | 26 | Jon Olinger      | 2001-02   |

# OFFENSIVE RECORDS - ALL-PURPOSE & SCORING

## ALL-PURPOSE YARDS (Rushing, Receiving and Returns) GAME RECORDS

### Game

|     |     |   |      |
|-----|-----|---|------|
| 1.  | 381 | Mardy Gilyard at Pittsburgh.....        | 2009 |
| 2.  | 365 | Mardy Gilyard at Oklahoma.....          | 2008 |
| 3.  | 333 | Robert Tate at Kansas.....              | 1995 |
| 4.  | 316 | Robert Tate vs. Toledo.....             | 1995 |
| 5.  | 306 | Bob Hynes vs. Case-Western Reserve..... | 1923 |
| 6.  | 303 | Mardy Gilyard vs. Connecticut.....      | 2009 |
| 7.  | 294 | Clem Turner vs. Kansas State.....       | 1966 |
| 8.  | 291 | D.J. Woods vs. Rutgers.....             | 2010 |
|     | 288 | Reggie Taylor vs. Miami (OH).....       | 1986 |
| 10. | 283 | D.J. Woods, vs. Oklahoma.....           | 2010 |
|     | 283 | LaDaris Vann at ECU.....                | 1999 |

### Season

|     |       |                        |      |
|-----|-------|------------------------|------|
| 1.  | 2,690 | Mardy Gilyard.....     | 2009 |
| 2.  | 2,280 | Mardy Gilyard.....     | 2008 |
| 3.  | 1,859 | D.J. Woods.....        | 2010 |
| 4.  | 1,729 | DeMarco McCleskey..... | 2002 |
| 5.  | 1,685 | Robert Tate.....       | 1995 |
| 6.  | 1,652 | Isaiah Pead.....       | 2011 |
| 7.  | 1,643 | Reggie Taylor.....     | 1986 |
| 8.  | 1,572 | Roger Stephens.....    | 1947 |
| 9.  | 1,561 | Kahlil Lewis.....      | 2018 |
| 10. | 1,539 | Jerome Ford.....       | 2021 |

### Career

|     |       |                        |               |
|-----|-------|------------------------|---------------|
| 1.  | 5,945 | Mardy Gilyard.....     | 2005-09       |
| 2.  | 5,322 | Reggie Taylor.....     | 1983-86       |
| 3.  | 4,113 | DeMarco McCleskey..... | 1998, 2000-02 |
| 4.  | 4,104 | Isaiah Pead.....       | 2008-11       |
| 5.  | 4,036 | Al McKinney.....       | 1985-88       |
| 6.  | 3,799 | Michael Warren II..... | 2017-19       |
| 7.  | 3,738 | Dominick Goodman.....  | 2005-08       |
| 8.  | 3,663 | Allen Harvin.....      | 1978-82       |
| 9.  | 3,542 | Robert Cooper.....     | 1996-99       |
| 10. | 3,405 | DJ Woods.....          | 2008-11       |

## TOTAL OFFENSE (Passing and Rushing) GAME RECORDS

### Total Plays

|    |    |                                      |      |
|----|----|--------------------------------------|------|
| 1. | 67 | Desmond Ridder at SMU.....           | 2018 |
| 2. | 65 | Zach Collaros vs. Connecticut.....   | 2010 |
| 3. | 64 | Ben Mauk vs. Southern Miss.....      | 2007 |
|    | 64 | Greg Cook vs. Ohio.....              | 1968 |
| 5. | 63 | Zach Collaros vs. USF.....           | 2010 |
| 6. | 62 | Deontey Kenner at Southern Miss..... | 1999 |
| 7. | 60 | Deontey Kenner at Ohio State.....    | 1999 |
| 8. | 59 | Gino Guidugli vs. UAB.....           | 2004 |
| 9. | 58 | Gino Guidugli vs. Ohio State.....    | 2002 |
|    | 58 | Deontey Kenner vs. Troy.....         | 1999 |

### Total Yards

|     |     |   |      |
|-----|-----|---|------|
| 1.  | 564 | Hayden Moore at Memphis.....            | 2015 |
| 2.  | 555 | Zach Collaros vs. Connecticut.....      | 2009 |
| 3.  | 525 | Greg Cook vs. Ohio.....                 | 1968 |
| 4.  | 490 | Zach Collaros vs. USF.....              | 2010 |
| 5.  | 436 | Ben Mauk vs. Syracuse.....              | 2007 |
| 6.  | 426 | Deontey Kenner at Southern Miss.....    | 1999 |
| 7.  | 410 | Zach Collaros at USF.....               | 2011 |
| 8.  | 412 | Bob Hynes vs. Case-Western Reserve..... | 1923 |
| 9.  | 407 | Deontey Kenner at Ohio State.....       | 1999 |
| 10. | 404 | Gino Guidugli vs. Louisville.....       | 2003 |

## ALL-PURPOSE YARDS (Rushing, Receiving and Returns) SEASON RECORDS

### Total Plays

|     |     |                     |      |
|-----|-----|---------------------|------|
| 1.  | 541 | Gino Guidugli.....  | 2002 |
| 2.  | 507 | Greg Cook.....      | 1968 |
| 3.  | 504 | Zach Collaros.....  | 2011 |
| 4.  | 501 | Gino Guidugli.....  | 2003 |
| 5.  | 497 | Desmond Ridder..... | 2021 |
| 6.  | 486 | Ben Mauk.....       | 2007 |
| 7.  | 469 | Desmond Ridder..... | 2019 |
| 8.  | 460 | Desmond Ridder..... | 2018 |
| 9.  | 453 | Gunner Kiel.....    | 2014 |
| 10. | 439 | Danny McCain.....   | 1986 |

### Total Yards

|     |       |                     |      |
|-----|-------|---------------------|------|
| 1.  | 3,699 | Desmond Ridder..... | 2021 |
| 2.  | 3,570 | Gino Guidugli.....  | 2002 |
| 3.  | 3,498 | Ben Mauk.....       | 2008 |
| 4.  | 3,396 | Gunner Kiel.....    | 2014 |
| 5.  | 3,210 | Greg Cook.....      | 1968 |
| 6.  | 3,104 | Zach Collaros.....  | 2011 |
| 7.  | 3,028 | Desmond Ridder..... | 2018 |
| 8.  | 2,874 | Hayden Moore.....   | 2017 |
| 9.  | 2,870 | Gino Guidugli.....  | 2003 |
| 10. | 2,814 | Desmond Ridder..... | 2019 |

## ALL-PURPOSE YARDS (Rushing, Receiving and Returns) CAREER RECORDS

### Total Plays

|     |       |                     |           |
|-----|-------|---------------------|-----------|
| 1.  | 1,806 | Desmond Ridder..... | 2018-21   |
| 2.  | 1,791 | Gino Guidugli.....  | 2001-04   |
| 3.  | 1,179 | Hayden Moore.....   | 2015-18   |
| 4.  | 1,091 | Danny McCain.....   | 1984-87   |
| 5.  | 1,051 | Zach Collaros.....  | 2008-11   |
| 6.  | 1,035 | Deontey Kenner..... | 1997-2000 |
| 7.  | 955   | Lance Harp.....     | 1991-93   |
| 8.  | 935   | Gunner Kiel.....    | 2014-16   |
| 9.  | 892   | Danny Barrett.....  | 1979-82   |
| 10. | 869   | Dustin Grutza.....  | 2005-08   |

### Total Yards

|     |        |                     |           |
|-----|--------|---------------------|-----------|
| 1.  | 12,418 | Desmond Ridder..... | 2018-21   |
| 2.  | 11,661 | Gino Guidugli.....  | 2001-04   |
| 3.  | 7,000  | Gunner Kiel.....    | 2014-16   |
| 4.  | 7,087  | Zach Collaros.....  | 2008-11   |
| 5.  | 7,021  | Hayden Moore.....   | 2015-18   |
| 6.  | 6,558  | Deontey Kenner..... | 1997-2000 |
| 7.  | 6,210  | Danny McCain.....   | 1984-87   |
| 8.  | 5,018  | Tony Pike.....      | 2007-09   |
| 9.  | 4,909  | Lance Harp.....     | 1991-93   |
| 10. | 4,760  | Greg Cook.....      | 1965-68   |

## TOUCHDOWNS GAME RECORDS

### Touchdowns

|    |   |  |      |
|----|---|--|------|
| 1. | 8 | Ike Stewart vs. Transylvania.....        | 1912 |
| 2. | 6 | Bob Heuck vs. Transylvania.....          | 1912 |
| 3. | 5 | Isaiah Pead vs. Rutgers.....             | 2010 |
| 4. | 4 | Jerome Ford vs. UCF.....                 | 2021 |
|    | 4 | Michael Warren II vs. USF.....           | 2018 |
|    | 4 | DeMarco McCleskey at Arkansas State..... | 1998 |
|    | 4 | DeMarco McCleskey vs. Houston.....       | 1998 |
|    | 4 | David Small vs. Houston.....             | 1993 |
|    | 4 | David Small vs. Kent State.....          | 1993 |

## TOUCHDOWNS SEASON RECORDS

### Touchdowns

|    |    |                        |      |
|----|----|------------------------|------|
| 1. | 20 | Jerome Ford.....       | 2021 |
|    | 20 | Michael Warren II..... | 2018 |
| 3. | 17 | DeMarco McCleskey..... | 2002 |
|    | 17 | David Small.....       | 1993 |
| 5. | 16 | Michael Warren II..... | 2019 |
| 6. | 15 | Isaiah Pead.....       | 2011 |
|    | 15 | Ed Kovac.....          | 1959 |
| 8. | 14 | Marcus Barnett.....    | 2007 |
| 9. | 13 | George Winn.....       | 2012 |
|    | 13 | Mardy Gilyard.....     | 2009 |
|    | 13 | Mardy Gilyard.....     | 2008 |
|    | 13 | Al Nelson.....         | 1964 |

## TOUCHDOWNS CAREER RECORDS

### Touchdowns

|    |    |                        |               |
|----|----|------------------------|---------------|
| 1. | 41 | DeMarco McCleskey..... | 1998, 2000-02 |
| 2. | 37 | Michael Warren II..... | 2017-19       |
| 3. | 33 | David Small.....       | 1991-93       |
| 4. | 27 | Reggie Harrison.....   | 1971-73       |
| 5. | 33 | Isaiah Pead.....       | 2008-11       |
| 6. | 31 | Mardy Gilyard.....     | 2005-09       |
| 7. | 28 | Desmond Ridder.....    | 2018-21       |
| 8. | 27 | Jerome Ford.....       | 2020-21       |
| 9. | 26 | Chris Moore.....       | 2012-15       |
|    | 26 | Reggie Taylor.....     | 1983-86       |
|    | 26 | Bob Heuck.....         | 1910-12       |

## POINTS GAME RECORDS

### Total Points

|    |    |                                   |      |
|----|----|-----------------------------------|------|
| 1. | 51 | Ike Stewart vs. Transylvania..... | 1912 |
| 2. | 36 | Bob Heuck vs. Transylvania.....   | 1912 |
| 3. | 25 | Jim O'Brien vs. Louisville.....   | 1968 |

## POINTS SEASON RECORDS

### Total Points

|     |     |                        |      |
|-----|-----|------------------------|------|
| 1.  | 142 | Jim O'Brien.....       | 1968 |
| 2.  | 120 | Jerome Ford.....       | 2021 |
|     | 120 | Michael Warren II..... | 2018 |
| 4.  | 112 | Andrew Gantz.....      | 2015 |
| 5.  | 104 | Jonathan Ruffin.....   | 2000 |
| 6.  | 102 | Tony Miliano.....      | 2012 |
|     | 102 | Jacob Rogers.....      | 2009 |
|     | 102 | DeMarco McCleskey..... | 2002 |
|     | 102 | David Small.....       | 1993 |
| 10. | 101 | Ryan Coe.....          | 2022 |
|     | 101 | Jonathan Ruffin.....   | 2002 |

## POINTS CAREER RECORDS

### Total Points

|     |     |                        |               |
|-----|-----|------------------------|---------------|
| 1.  | 339 | Jacob Rogers.....      | 2007-10       |
| 2.  | 315 | Jonathan Ruffin.....   | 1999-2002     |
| 3.  | 248 | DeMarco McCleskey..... | 1998, 2000-02 |
| 4.  | 247 | Jim O'Brien.....       | 1967-69       |
| 5.  | 226 | Andrew Gantz.....      | 2014-17       |
| 6.  | 222 | Michael Warren II..... | 2017-19       |
|     | 203 | Steve Schultz.....     | 1976-79       |
| 8.  | 202 | Eric Richards.....     | 1994-97       |
| 9.  | 200 | Tony Miliano.....      | 2011-14       |
| 10. | 198 | Isaiah Pead.....       | 2008-11       |
|     | 198 | David Small.....       | 1991-93       |

## SPECIAL TEAMS RECORDS - KICKING

## KICKING

## GAME RECORDS

## Extra Points Made

|           |          |  |             |
|-----------|----------|--|-------------|
| 1.        | 12       | Alonzo Weiss vs. Transylvania.....       | 1912        |
| <b>2.</b> | <b>9</b> | <b>Carter Brown vs. ECU.....</b>         | <b>2023</b> |
|           | 9        | Ryan Coe vs. Kennesaw State.....         | 2022        |
|           | 9        | Cole Smith vs. Alabama A&M.....          | 2018        |
|           | 9        | Jacob Rogers vs. Rutgers.....            | 2010        |
|           | 9        | Steve Schultz vs. Louisiana-Monroe ..... | 1977        |
| 7.        | 8        | Cole Smith vs. UCF.....                  | 2021        |
|           | 8        | Cole Smith vs. ECU.....                  | 2018        |

## Field Goals Made

|    |   |  |      |
|----|---|--|------|
| 1. | 5 | Ryan Coe at SMU.....                           | 2022 |
|    | 4 | 10 times, last by Andrew Gantz at Memphis..... | 2015 |

## KICKING

## SEASON RECORDS

## Extra Points Made

|    |    |                      |      |
|----|----|----------------------|------|
| 1. | 63 | Jacob Rogers.....    | 2009 |
| 2. | 54 | Cole Smith.....      | 2018 |
| 3. | 52 | Andrew Gantz.....    | 2014 |
| 4. | 51 | Sam Crosa.....       | 2019 |
|    | 51 | Tony Miliano.....    | 2012 |
|    | 51 | Jacob Rogers.....    | 2007 |
| 7. | 49 | Andrew Gantz.....    | 2015 |
| 8. | 47 | Tony Miliano.....    | 2011 |
| 9. | 44 | Ryan Coe.....        | 2022 |
|    | 44 | Jonathan Ruffin..... | 2002 |

## Extra Points Attempted

|     |    |                      |      |
|-----|----|----------------------|------|
| 1.  | 68 | Jacob Rogers.....    | 2009 |
| 2.  | 56 | Cole Smith.....      | 2018 |
| 3.  | 54 | Andrew Gantz.....    | 2014 |
|     | 54 | Jacob Rogers.....    | 2007 |
| 5.  | 53 | Tony Miliano.....    | 2012 |
| 6.  | 51 | Sam Crosa.....       | 2019 |
| 7.  | 50 | Andrew Gantz.....    | 2015 |
|     | 50 | Tony Miliano.....    | 2011 |
| 9.  | 46 | Jonathan Ruffin..... | 2002 |
| 10. | 44 | Ryan Coe.....        | 2022 |

## Extra Point Percentage (min. 20 att.)

|    |       |   |      |
|----|-------|---|------|
| 1. | 1.000 | 11 times, last by Carter Brown (29-of-29, current)..... | 2023 |
|----|-------|---|------|

## Field Goals Made

|    |    |                      |      |
|----|----|----------------------|------|
| 1. | 26 | Jonathan Ruffin..... | 2000 |
| 2. | 21 | Andrew Gantz.....    | 2015 |
| 3. | 19 | Ryan Coe.....        | 2022 |
|    | 19 | Jonathan Ruffin..... | 2002 |
| 5. | 18 | Kevin Lovell.....    | 2006 |
| 6. | 17 | Tony Miliano.....    | 2012 |
|    | 17 | Tony Miliano.....    | 2011 |
|    | 17 | Tom Dallen.....      | 1993 |
| 9. | 16 | Andrew Gantz.....    | 2014 |
|    | 16 | Jacob Rogers.....    | 2008 |
|    | 16 | Eric Richards.....   | 1995 |

## Field Goals Attempted

|     |    |                      |      |
|-----|----|----------------------|------|
| 1.  | 29 | Jonathan Ruffin..... | 2000 |
| 2.  | 28 | Steve Schultz.....   | 1976 |
| 3.  | 27 | Andrew Gantz.....    | 2015 |
|     | 25 | Tony Miliano.....    | 2011 |
|     | 25 | Jim O'Brien.....     | 1968 |
| 6.  | 24 | Eric Richards.....   | 1995 |
| 7.  | 23 | Ryan Coe.....        | 2022 |
|     | 23 | Jake Rogers.....     | 2008 |
|     | 23 | Kevin Lovell.....    | 2006 |
| 10. | 22 | Tony Miliano.....    | 2012 |
|     | 22 | Jonathan Ruffin..... | 2002 |
|     | 22 | Tom Dallen.....      | 1993 |
|     | 22 | Dan Shepherd.....    | 1975 |

## KICKING

## SEASON RECORDS (CONT.)

## Field Goal Percentage

|           |             |  |             |
|-----------|-------------|--|-------------|
| 1.        | .909        | Chris Manfredini (10-of-11).....                 | 2003        |
| 2.        | .897        | Jonathan Ruffin (26-of-29).....                  | 2000        |
| 3.        | .864        | Jonathan Ruffin (19-of-22).....                  | 2002        |
| 4.        | .826        | Ryan Coe (19-of-23).....                         | 2022        |
| <b>5.</b> | <b>.824</b> | <b>Carter Brown (in progress, 14-of-17).....</b> | <b>2023</b> |
| 6.        | .800        | Andrew Gantz (16-of-20).....                     | 2014        |

## Consecutive Games with a Field Goal

|    |    |                      |      |
|----|----|----------------------|------|
| 1. | 11 | Jonathan Ruffin..... | 2000 |
| 2. | 10 | David Rowe.....      | 1991 |
| 3. | 8  | Andrew Gantz.....    | 2015 |
|    | 8  | Jonathan Ruffin..... | 2002 |

## Points Scored By Kicking

|    |     |                      |      |
|----|-----|----------------------|------|
| 1. | 112 | Andrew Gantz.....    | 2015 |
|    | 104 | Jonathan Ruffin..... | 2000 |
| 3. | 102 | Tony Miliano.....    | 2012 |
|    | 102 | Jacob Rogers.....    | 2009 |
| 5. | 101 | Ryan Coe.....        | 2022 |
|    | 101 | Jonathan Ruffin..... | 2002 |
| 6. | 100 | Andrew Gantz.....    | 2014 |

## KICKING

## CAREER RECORDS

## Extra Points Made

|     |     |                      |           |
|-----|-----|----------------------|-----------|
| 1.  | 186 | Jacob Rogers.....    | 2007-10   |
| 2.  | 136 | Cole Smith.....      | 2018-21   |
| 3.  | 129 | Jonathan Ruffin..... | 1999-2002 |
| 4.  | 109 | Andrew Gantz.....    | 2014-17   |
| 5.  | 98  | Tony Miliano.....    | 2011-14   |
|     | 98  | Steve Schultz.....   | 1976-79   |
| 7.  | 85  | Kevin Lovell.....    | 2004-06   |
| 8.  | 79  | Eric Richards.....   | 1994-97   |
| 9.  | 76  | Phil Insalaco.....   | 1986-88   |
| 10. | 61  | Jim O'Brien.....     | 1967-69   |

## Extra Points Attempted

|     |     |                      |           |
|-----|-----|----------------------|-----------|
| 1.  | 195 | Jacob Rogers.....    | 2007-10   |
| 2.  | 141 | Cole Smith.....      | 2018-21   |
| 3.  | 134 | Jonathan Ruffin..... | 1999-2002 |
| 4.  | 113 | Andrew Gantz.....    | 2014-17   |
| 5.  | 103 | Tony Miliano.....    | 2011-14   |
|     | 103 | Steve Schultz.....   | 1976-79   |
| 7.  | 86  | Kevin Lovell.....    | 2004-06   |
| 8.  | 81  | Eric Richards.....   | 1994-97   |
| 9.  | 79  | Phil Insalaco.....   | 1986-88   |
| 10. | 68  | Jim O'Brien.....     | 1967-69   |

## Extra Point Percentage (Min. 30 Att.)

|    |       |                               |         |
|----|-------|-------------------------------|---------|
| 1. | 1.000 | Ryan Coe (44-of-44).....      | 2022    |
|    | 1.000 | Sam Crosa (51-of-51).....     | 2019    |
| 3. | .988  | Kevin Lovell (85-of-86).....  | 2004-06 |
| 4. | .978  | Eric Richards (89-of-91)..... | 1994-97 |
| 5. | .974  | Mike Morton (37-of-38).....   | 1983-84 |

## Consecutive Extra Points Made

|     |    |                      |           |
|-----|----|----------------------|-----------|
| 1.  | 82 | Kevin Lovell.....    | 2004-06   |
| 2.  | 78 | Andrew Gantz.....    | 2014-15   |
|     | 65 | Jonathan Ruffin..... | 2000-2002 |
| 4.  | 64 | Jacob Rogers.....    | 2008-09   |
| 5.  | 63 | Eric Richards.....   | 1994-97   |
| 6.  | 51 | Sam Crosa.....       | 2019      |
| 7.  | 44 | Ryan Coe.....        | 2022      |
| 8.  | 38 | Phil Insalaco.....   | 1986-88   |
| 9.  | 37 | Jacob Rogers.....    | 2007      |
| 10. | 36 | Mike Morton.....     | 1983-84   |

## KICKING

## CAREER RECORDS (CONT.)

## Field Goals Made

|     |    |                      |           |
|-----|----|----------------------|-----------|
| 1.  | 62 | Jonathan Ruffin..... | 1999-2002 |
| 2.  | 51 | Jacob Rogers.....    | 2007-10   |
| 3.  | 41 | Eric Richards.....   | 1994-97   |
| 4.  | 39 | Andrew Gantz.....    | 2014-17   |
| 5.  | 35 | Steve Schultz.....   | 1976-79   |
| 6.  | 34 | Tony Miliano.....    | 2011-14   |
| 7.  | 33 | Kevin Lovell.....    | 2004-06   |
| 8.  | 28 | Phil Insalaco.....   | 1986-88   |
| 9.  | 25 | Dan Shepherd.....    | 1973-75   |
| 10. | 23 | Tom Dallen.....      | 1993-94   |

## Field Goals Attempted

|    |    |                      |           |
|----|----|----------------------|-----------|
| 1. | 79 | Jonathan Ruffin..... | 1999-2002 |
| 2. | 75 | Jacob Rogers.....    | 2007-10   |
| 3. | 68 | Steve Schultz.....   | 1976-79   |
| 4. | 62 | Eric Richards.....   | 1994-97   |
| 5. | 49 | Andrew Gantz.....    | 2014-17   |
| 6. | 47 | Tony Miliano.....    | 2011-14   |
|    | 47 | Kevin Lovell.....    | 2004-06   |
| 8. | 44 | Jim O'Brien.....     | 1967-69   |
| 9. | 41 | Phil Insalaco.....   | 1986-88   |
|    | 41 | Sal Casola.....      | 1972-73   |

## Field Goal Percentage (min. 20 attempts)

|     |      |                                 |           |
|-----|------|---------------------------------|-----------|
| 1.  | .826 | Ryan Coe (19-of-23).....        | 2022      |
| 2.  | .785 | Jonathan Ruffin (62-of-79)..... | 1999-2002 |
| 3.  | .780 | Andrew Gantz (39-of-50).....    | 2014-17   |
| 4.  | .731 | David Rowe (19-of-26).....      | 1990-91   |
| 5.  | .723 | Tony Miliano (34-of-47).....    | 2011-14   |
| 6.  | .714 | Dan Shepherd (25-of-35).....    | 1973-75   |
| 7.  | .702 | Kevin Lovell (33-of-47).....    | 2004-06   |
| 8.  | .683 | Phil Insalaco (28-of-41).....   | 1986-88   |
| 9.  | .680 | Jacob Rogers (51-of-75).....    | 2007-10   |
| 10. | .677 | Jim Fogler (21-of-31).....      | 1981-83   |

## Consecutive Field Goals Made

|    |    |                      |         |
|----|----|----------------------|---------|
| 1. | 13 | Jake Rogers.....     | 2007-08 |
|    | 13 | Jonathan Ruffin..... | 2002    |
| 3. | 12 | Andrew Gantz.....    | 2012    |
|    | 12 | Jonathan Ruffin..... | 2000    |
| 5. | 11 | Kevin Lovell.....    | 2006    |
| 6. | 10 | Ryan Coe.....        | 2022    |
| 7. | 8  | Jonathan Ruffin..... | 2001    |
|    | 8  | Eric Richards.....   | 1997    |
| 9. | 7  | Jonathan Ruffin..... | 2000    |
|    | 7  | Phil Insalaco.....   | 1987    |
|    | 7  | Kevin Lovell.....    | 2005-06 |

## Points Scored By Kicking

|     |     |                      |           |
|-----|-----|----------------------|-----------|
| 1.  | 339 | Jacob Rogers.....    | 2007-10   |
| 2.  | 315 | Jonathan Ruffin..... | 1999-2002 |
| 3.  | 224 | Andrew Gantz.....    | 2014-17   |
| 4.  | 203 | Steve Schultz.....   | 1976-79   |
| 5.  | 202 | Eric Richards.....   | 1994-97   |
| 6.  | 200 | Tony Miliano.....    | 2011-14   |
| 7.  | 193 | Cole Smith.....      | 2018-21   |
| 8.  | 184 | Kevin Lovell.....    | 2004-06   |
| 9.  | 160 | Phil Insalaco.....   | 1986-88   |
| 10. | 121 | Jim O'Brien.....     | 1967-69   |

## Consecutive Games Scored In

|    |    |                      |           |
|----|----|----------------------|-----------|
| 1. | 47 | Jonathan Ruffin..... | 1999-2002 |
| 2. | 37 | Jacob Rogers.....    | 2007-10   |
| 3. | 28 | Andrew Gantz.....    | 2014-15   |
| 4. | 26 | Tony Miliano.....    | 2011-2012 |
| 5. | 24 | Jim O'Brien.....     | 1968-69   |

# SPECIAL TEAMS RECORDS - PUNTING & RETURNS

## PUNTING GAME RECORDS

### Punts

|    |    |  |      |
|----|----|--|------|
| 1. | 13 | Phil Peckich at Pittsburgh.....                    | 1981 |
| 2. | 12 | four times, last by Steve Smith at Louisville..... | 1996 |

### Punting Yards

|    |     |  |      |
|----|-----|--|------|
| 1. | 510 | Steve Smith at Louisville.....         | 1996 |
| 2. | 502 | Mike Connell vs. Arizona State.....    | 1976 |
| 3. | 460 | Clem Fennell at North Texas State..... | 1970 |
| 4. | 456 | Doug Johnson at Boston College.....    | 1997 |
| 5. | 452 | Steve Smith at Virginia Tech.....      | 1995 |

### Punting Average

|    |      |  |      |
|----|------|--|------|
| 1. | 65.0 | Mason Fletcher at SMU (3 punts).....     | 2022 |
| 2. | 59.7 | Pat O'Donnell vs NC State (3 punts)..... | 2011 |
|    | 59.7 | Kevin Huber vs. Marshall (3 punts).....  | 2007 |
| 4. | 57.5 | John Lloyd vs. USF (2 punts).....        | 2013 |
|    | 55.0 | John Lloyd vs. Temple (2 punts).....     | 2012 |

## PUNTING SEASON RECORDS

### Punts

|    |    |                   |      |
|----|----|-------------------|------|
| 1. | 80 | Phil Peckich..... | 1981 |
| 2. | 77 | Jeff West.....    | 1974 |
| 3. | 73 | Jeff Jones.....   | 1990 |
| 4. | 72 | James Smith.....  | 2019 |
|    | 72 | Mike Connell..... | 1976 |
| 5. | 71 | Clem Fennell..... | 1972 |

### Punting Yards

|    |       |                     |      |
|----|-------|---------------------|------|
| 1. | 3,192 | Jeff West.....      | 1974 |
| 2. | 3,155 | Phil Peckich.....   | 1981 |
| 3. | 3,095 | Mike Connell.....   | 1976 |
|    | 3,053 | James Smith.....    | 2019 |
| 4. | 2,913 | Mason Fletcher..... | 2022 |
| 5. | 2,821 | Jeff Jones.....     | 1990 |

### Punting Average (Min. 25 Punts)

|    |       |                     |      |
|----|-------|---------------------|------|
| 1. | 46.90 | Kevin Huber.....    | 2007 |
| 2. | 46.60 | James Smith.....    | 2018 |
| 3. | 46.30 | Sam Geraci.....     | 2015 |
| 4. | 46.23 | Mason Fletcher..... | 2022 |
| 5. | 45.00 | Kevin Huber.....    | 2008 |

## PUNTING CAREER RECORDS

### Punts

|    |     |                    |         |
|----|-----|--------------------|---------|
| 1. | 241 | Chet Ervin.....    | 2002-05 |
| 2. | 236 | Jeff Blaylock..... | 1991-94 |
| 3. | 235 | James Smith.....   | 2017-20 |
|    | 235 | Shaun Burdick..... | 1983-86 |
| 5. | 216 | Jeff Jones.....    | 1987-90 |

### Punting Yards

|    |        |                    |           |
|----|--------|--------------------|-----------|
| 1. | 10,245 | James Smith.....   | 2017-20   |
| 2. | 9,446  | Chet Ervin.....    | 2002-05   |
| 3. | 9,244  | Shaun Burdick..... | 1983-86   |
| 4. | 9,008  | Adam Wulfleck..... | 1998-2001 |
| 5. | 8,711  | Jeff Blaylock..... | 1991-94   |

### Punting Average (Min. 50 Punts)

|    |       |                     |              |
|----|-------|---------------------|--------------|
| 1. | 45.47 | Kevin Huber.....    | 2005-08      |
| 2. | 44.45 | Mason Fletcher..... | 2021-present |
| 3. | 43.60 | James Smith.....    | 2017-20      |
| 4. | 42.60 | Pat O'Donnell.....  | 2010-12      |
| 5. | 42.51 | Mike Connell.....   | 1974-77      |

## RETURNS GAME RECORDS

### Kickoff Returns

|    |   |                                  |      |
|----|---|----------------------------------|------|
| 1. | 8 | Mardy Gilyard at Pittsburgh..... | 2009 |
|    | 8 | LaDaris Vann vs. ECU.....        | 1999 |

### Kickoff Return Yards

|    |     |                                  |      |
|----|-----|----------------------------------|------|
| 1. | 256 | Mardy Gilyard at Pittsburgh..... | 2009 |
| 2. | 246 | Mardy Gilyard at Oklahoma.....   | 2008 |
| 3. | 218 | Roger Stephens vs. Dayton.....   | 1947 |
| 4. | 207 | Mardy Gilyard vs. Florida.....   | 2010 |
| 5. | 192 | Keith Jenkins vs. Houston.....   | 1975 |

### Kickoff Returns For Touchdowns

|    |   |   |  |
|----|---|---|--|
| 1. | 1 | Accomplished 23 times; last by Thompson vs ECU (2022) |  |
|----|---|---|--|

### Punt Returns

|    |   |  |      |
|----|---|--|------|
| 1. | 7 | three times, last by Mike Daniels vs. WCU..... | 2005 |
|----|---|--|------|

### Punt Return Yards

|    |     |   |      |
|----|-----|---|------|
| 1. | 161 | Gene Gibson vs. Ohio.....               | 1949 |
| 2. | 122 | Tinker Keck vs. Louisville.....         | 1997 |
| 3. | 103 | Gene Gibson vs. Western Michigan.....   | 1949 |
| 4. | 98  | Errol Prisyb vs. North Texas State..... | 1963 |
| 5. | 97  | Tinker Keck vs. Miami (OH).....         | 1997 |

### Punt Return Touchdowns

|    |   |                                 |      |
|----|---|---------------------------------|------|
| 1. | 2 | Tinker Keck vs. Louisville..... | 1997 |
|    | 2 | Gene Gibson vs. Ohio.....       | 1949 |

## RETURNS SEASON RECORDS

### Kickoff Returns

|    |    |                               |      |
|----|----|-------------------------------|------|
| 1. | 42 | Mardy Gilyard.....            | 2009 |
| 2. | 39 | Ralph David Abernathy IV..... | 2011 |
| 3. | 36 | Mardy Gilyard.....            | 2008 |
| 4. | 33 | Donald McKnight.....          | 1998 |
| 5. | 32 | Ralph David Abernathy IV..... | 2012 |

### Kickoff Return Yards

|    |       |                               |      |
|----|-------|-------------------------------|------|
| 1. | 1,281 | Mardy Gilyard.....            | 2009 |
| 2. | 1,034 | Ralph David Abernathy IV..... | 2011 |
| 3. | 994   | Mardy Gilyard.....            | 2008 |
| 4. | 801   | Ralph David Abernathy IV..... | 2012 |
| 5. | 652   | Russell Cooper.....           | 1980 |

### Kickoff Return Average (Min. 1.5 KOR/G)

|    |       |                    |      |
|----|-------|--------------------|------|
| 1. | 34.33 | Robert Tate.....   | 1995 |
| 2. | 31.50 | Chris Hewitt.....  | 1993 |
| 3. | 30.50 | Mardy Gilyard..... | 2009 |
| 4. | 29.13 | Keith Jenkins..... | 1975 |
| 5. | 27.73 | Tom Marvaso.....   | 1974 |

### Kickoff Returns For Touchdowns

|    |   |                    |      |
|----|---|--------------------|------|
| 1. | 2 | Mardy Gilyard..... | 2008 |
|----|---|--------------------|------|

### Punt Returns

|    |    |                    |      |
|----|----|--------------------|------|
| 1. | 38 | Tinker Keck.....   | 1997 |
|    | 38 | Charley Bland..... | 1973 |
| 3. | 37 | Tom Marvaso.....   | 1975 |
| 4. | 36 | Tye Keith.....     | 2002 |
| 5. | 35 | LaDaris Vann.....  | 2001 |

### Punt Return Yards

|    |     |                    |      |
|----|-----|--------------------|------|
| 1. | 577 | Tinker Keck.....   | 1997 |
| 2. | 438 | Gene Gibson.....   | 1949 |
| 3. | 342 | Tom Marvaso.....   | 1974 |
| 4. | 322 | Gene Gibson.....   | 1950 |
| 5. | 302 | Charley Bland..... | 1973 |

## RETURNS SEASON RECORDS (CONT.)

### Punt Return Average (Min. 10 Returns)

|    |       |                   |      |
|----|-------|-------------------|------|
| 1. | 20.86 | Gene Gibson.....  | 1949 |
| 2. | 20.12 | Gene Gibson.....  | 1950 |
| 3. | 19.82 | Jack Delaney..... | 1951 |
| 4. | 17.36 | Billy Hunter..... | 1972 |
| 5. | 16.23 | Dom Del Bene..... | 1951 |

### Punt Return Touchdowns

|    |   |                  |      |
|----|---|------------------|------|
| 1. | 4 | Tinker Keck..... | 1997 |
| 2. | 3 | Gene Gibson..... | 1949 |

## RETURNS CAREER RECORDS

### Kickoff Returns

|    |    |                               |         |
|----|----|-------------------------------|---------|
| 1. | 93 | Mardy Gilyard.....            | 2005-09 |
| 2. | 87 | Ralph David Abernathy IV..... | 2011-14 |
| 3. | 67 | Tre Tucker.....               | 2019-22 |
| 4. | 62 | Brian Jenkins.....            | 1990-93 |
| 5. | 55 | Dominick Goodman.....         | 2005-07 |

### Kickoff Returns Yards

|    |       |                               |         |
|----|-------|-------------------------------|---------|
| 1. | 2,657 | Mardy Gilyard.....            | 2005-09 |
| 2. | 2,186 | Ralph David Abernathy IV..... | 2011-14 |
| 3. | 1,670 | Tre Tucker.....               | 2019-22 |
| 4. | 1,506 | Brian Jenkins.....            | 1990-93 |
| 5. | 1,199 | Dominick Goodman.....         | 2005-07 |

### Kickoff Returns Average (Min. 25 KOR)

|    |       |                               |         |
|----|-------|-------------------------------|---------|
| 1. | 28.60 | Mardy Gilyard.....            | 2005-09 |
| 2. | 28.54 | Chris Hewitt.....             | 1993-95 |
| 3. | 26.41 | Robert Tate.....              | 1993-95 |
| 4. | 25.10 | Ralph David Abernathy IV..... | 2011-14 |
| 5. | 24.93 | Tre Tucker.....               | 2019-22 |

### Kickoff Returns For Touchdowns

|    |   |                    |         |
|----|---|--------------------|---------|
| 1. | 4 | Mardy Gilyard..... | 2005-09 |
| 2. | 2 | Tre Tucker.....    | 2019-22 |
|    | 2 | Mel Riggins.....   | 1970-71 |

### Punt Returns

|    |    |                       |              |
|----|----|-----------------------|--------------|
| 1. | 73 | Robert Tate.....      | 1993-96      |
|    | 73 | Tom Marvaso.....      | 1974-75      |
| 3. | 71 | Ryan Montgomery.....  | 2019-present |
| 4. | 68 | Tinker Keck.....      | 1997-99      |
| 5. | 60 | Lamont Patterson..... | 1979-82      |

### Punt Return Yards

|    |     |                      |              |
|----|-----|----------------------|--------------|
| 1. | 804 | Tinker Keck.....     | 1997-99      |
| 2. | 760 | Gene Gibson.....     | 1949-50      |
| 3. | 688 | Ryan Montgomery..... | 2019-present |
| 4. | 637 | Robert Tate.....     | 1993-96      |
| 5. | 575 | Tom Marvaso.....     | 1974-75      |

### Punt Return Average

|    |       |                    |         |
|----|-------|--------------------|---------|
| 1. | 20.54 | Gene Gibson.....   | 1949-50 |
| 2. | 14.33 | Jack Delaney.....  | 1950-52 |
| 3. | 11.82 | Tinker Keck.....   | 1997-99 |
| 4. | 11.80 | Mardy Gilyard..... | 2005-09 |
| 5. | 10.57 | Brian Jenkins..... | 1990-92 |

### Punt Return Touchdowns

|    |   |  |         |
|----|---|--|---------|
| 1. | 5 | Gene Gibson.....                             | 1949-50 |
| 2. | 4 | Tinker Keck.....                             | 1997-99 |
| 3. | 3 | Joe Morrison.....                            | 1956-58 |
| 4. | 2 | Tom Marvaso.....                             | 1974-75 |
| 5. | 1 | Accomplished 16 times last by Gilyard (2009) |         |



## DEFENSIVE RECORDS - TACKLES

## TACKLES

## GAME RECORDS

## Total Tackles

|    |    |   |      |
|----|----|---|------|
| 1. | 31 | Karl Woods at South Carolina .....        | 1980 |
| 2. | 24 | Vaughn Booker vs. ECU .....               | 1987 |
| 3. | 23 | Brad Jackson vs. Boston College .....     | 1997 |
|    | 23 | Jerome Brinson vs. Oklahoma State .....   | 1987 |
| 5. | 22 | Sam Garnes vs. Vanderbilt .....           | 1994 |
|    | 22 | Jason Coppess vs. Bowling Green .....     | 1993 |
|    | 22 | Alex Gordon vs. Miami (OH) .....          | 1986 |
|    | 22 | Brad Nothacker vs. Penn State .....       | 1985 |
| 9. | 21 | Jack Bruscianelli vs. West Virginia ..... | 1989 |
|    | 21 | Mike Kelly vs. Rutgers .....              | 1987 |

## Solo Tackles (Since 2001)

|     |    |                                     |      |
|-----|----|-------------------------------------|------|
| 1.  | 12 | Zach Edwards vs. ECU .....          | 2014 |
|     | 12 | Mike Mickens at Akron .....         | 2008 |
|     | 12 | Jamar Enzor at Memphis .....        | 2003 |
|     | 12 | Ivan Fields vs. Tulane .....        | 2001 |
| 5.  | 11 | Walter Stewart vs. Syracuse .....   | 2010 |
| 6.  | 11 | Haruki Nakamura at USF .....        | 2007 |
| 7.  | 11 | Ryan Manalac at USF .....           | 2007 |
| 8.  | 11 | Jamar Enzor vs. Rhode Island .....  | 2003 |
| 9.  | 11 | Ivan Fields vs. West Virginia ..... | 2002 |
| 10. | 11 | Lewis Carter vs. Purdue .....       | 2001 |

## Assisted Tackles (Since 2001)

|    |    |  |             |
|----|----|--|-------------|
| 1. | 12 | Andre Revels at Miami (OH) .....       | 2009        |
|    | 12 | Corey Smith vs. Louisville .....       | 2007        |
|    | 12 | Jamar Enzor at UAB .....               | 2003        |
| 4. | 11 | Kevin Brown vs. Memphis .....          | 2014        |
|    | 11 | Zach Edwards vs. Memphis .....         | 2014        |
|    | 11 | Jeff Luc vs. Miami (OH) .....          | 2014        |
| 7. | 10 | <b>Dorian Jones vs. Oklahoma .....</b> | <b>2023</b> |
|    | 10 | Eric Wilson vs. UT Martin .....        | 2016        |
|    | 10 | Jeff Luc vs. Memphis .....             | 2014        |
|    | 10 | Nick Temple vs. Memphis .....          | 2014        |
|    | 10 | Greg Blair at Louisville .....         | 2012        |
|    | 10 | JK Schaffer at NC State .....          | 2010        |
|    | 10 | JK Schaffer vs. Illinois .....         | 2009        |

## Tackles For A Loss (Since 2001)

|    |     |  |      |
|----|-----|--|------|
| 1. | 5.5 | Brandon Mills vs. Rutgers .....        | 2010 |
| 2. | 5.0 | Antwan Peek at Southern Miss .....     | 2002 |
|    | 5.0 | Antwan Peek vs. Louisiana-Monroe ..... | 2001 |
|    | 5.0 | Derek Wolfe vs. Connecticut .....      | 2011 |
| 5. | 4.5 | Ivan Pace Jr. vs. Indiana .....        | 2022 |
|    | 4.5 | Trevor Anderson at Connecticut .....   | 2006 |
|    | 4.5 | Cortez Broughton at UCLA .....         | 2018 |

## TACKLES

## SEASON RECORDS

## Total Tackles

|     |     |                           |      |
|-----|-----|---------------------------|------|
| 1.  | 186 | Mike Brookins .....       | 1979 |
| 2.  | 168 | Brad Jackson .....        | 1997 |
| 3.  | 161 | Karl Woods .....          | 1980 |
| 4.  | 158 | Jerome Brinson .....      | 1983 |
| 5.  | 155 | Karl Woods .....          | 1978 |
| 6.  | 147 | Dwayne Berry .....        | 1978 |
| 7.  | 145 | Muhammed El-Mubarak ..... | 1995 |
| 8.  | 143 | Linwood Marshall .....    | 1983 |
| 9.  | 140 | Howie Kurnick .....       | 1978 |
| 10. | 138 | Greg Blair .....          | 2012 |
|     | 138 | Phillip Curry .....       | 1997 |
|     | 138 | Antonio Gibson .....      | 1982 |

## Solo Tackles

|     |     |                           |      |
|-----|-----|---------------------------|------|
| 1.  | 101 | Howie Kurnick .....       | 1978 |
| 2.  | 94  | Linwood Marshall .....    | 1983 |
| 3.  | 93  | Brad Jackson .....        | 1997 |
|     | 93  | Mike Brookins .....       | 1979 |
| 5.  | 90  | Muhammed El-Mubarak ..... | 1995 |
|     | 90  | Jerome Brinson .....      | 1983 |
| 7.  | 88  | Sam Garnes .....          | 1994 |
| 8.  | 83  | Phillip Curry .....       | 1997 |
| 9.  | 82  | Deluan Gossett .....      | 1999 |
| 10. | 80  | Jack Bruscianelli .....   | 1988 |

## Assisted Tackles

|     |    |                      |      |
|-----|----|----------------------|------|
| 1.  | 99 | Karl Woods .....     | 1980 |
| 2.  | 93 | Mike Brookins .....  | 1979 |
| 3.  | 83 | Karl Woods .....     | 1978 |
| 4.  | 82 | Alex Gordon .....    | 1985 |
| 5.  | 81 | Ivan Pace Jr. .....  | 2022 |
| 6.  | 78 | Dwayne Berry .....   | 1978 |
| 7.  | 75 | Brad Jackson .....   | 1997 |
|     | 75 | Richard Rhodes ..... | 1985 |
| 9.  | 74 | Antonio Gibson ..... | 1982 |
| 10. | 73 | Alex Gordon .....    | 1986 |

## Tackles For A Loss

|    |      |                      |      |
|----|------|----------------------|------|
| 1. | 28.0 | Mike Gates .....     | 1980 |
| 2. | 22.0 | Trent Cole .....     | 2004 |
|    | 22.0 | Antwan Peek .....    | 2001 |
| 4. | 21.5 | Ivan Pace Jr. .....  | 2022 |
|    | 21.5 | Derek Wolfe .....    | 2011 |
| 6. | 21.0 | Antwan Peek .....    | 2002 |
|    | 21.0 | Phil Poirier .....   | 1989 |
| 8. | 20.0 | Nate Dingle .....    | 1992 |
| 9. | 18.0 | Tyjuan Hagler .....  | 2002 |
|    | 18.0 | Andrew Stewart ..... | 1988 |

## TACKLES

## CAREER RECORDS

## Total Tackles

|     |     |                       |           |
|-----|-----|-----------------------|-----------|
| 1.  | 502 | Karl Woods .....      | 1977-80   |
| 2.  | 487 | Phillip Curry .....   | 1994-97   |
| 3.  | 392 | Brad Jackson .....    | 1994-97   |
| 4.  | 381 | Zach Edwards .....    | 2013-16   |
| 5.  | 356 | Mike Brookins .....   | 1979-81   |
| 6.  | 352 | Alex Gordon .....     | 1983-86   |
| 7.  | 351 | Hassan Champion ..... | 1995-98   |
|     | 351 | Joe Olding .....      | 1979-82   |
| 9.  | 338 | Doug Monaghan .....   | 2001-04   |
| 10. | 337 | JK Schaffer .....     | 2008-11   |
|     | 327 | Deluan Gossett .....  | 1997-2000 |

## Solo Tackles

|     |     |                       |           |
|-----|-----|-----------------------|-----------|
| 1.  | 268 | Phillip Curry .....   | 1994-97   |
| 2.  | 229 | Zach Edwards .....    | 2013-16   |
| 3.  | 222 | Deluan Gossett .....  | 1997-2000 |
| 4.  | 216 | Brad Jackson .....    | 1994-97   |
| 5.  | 211 | Karl Woods .....      | 1977-80   |
| 6.  | 208 | Ivan Fields .....     | 1999-2002 |
| 7.  | 206 | Sam Garnes .....      | 1993-96   |
| 8.  | 200 | Doug Monaghan .....   | 2001-04   |
| 9.  | 190 | Mike Brookins .....   | 1979-81   |
| 10. | 184 | Hassan Champion ..... | 1995-98   |

## Assisted Tackles

|     |     |                       |         |
|-----|-----|-----------------------|---------|
| 1.  | 291 | Karl Woods .....      | 1979-81 |
| 2.  | 219 | Phillip Curry .....   | 1994-97 |
| 3.  | 192 | Alex Gordon .....     | 1983-86 |
| 4.  | 176 | Brad Jackson .....    | 1994-97 |
| 5.  | 175 | Joe Olding .....      | 1979-82 |
| 6.  | 168 | Howie Kurnick .....   | 1975-78 |
| 7.  | 167 | Hassan Champion ..... | 1995-98 |
| 8.  | 166 | Mike Brookins .....   | 1979-81 |
| 9.  | 155 | JK Schaffer .....     | 2008-11 |
| 10. | 152 | Zach Edwards .....    | 2014-16 |

## Tackles For A Loss

|     |      |                      |           |
|-----|------|----------------------|-----------|
| 1.  | 56.0 | Antwan Peek .....    | 1998-2002 |
| 2.  | 48.0 | Trent Cole .....     | 2002-04   |
| 3.  | 46.0 | Nate Dingle .....    | 1990-93   |
| 4.  | 45.0 | Phillip Curry .....  | 1994-97   |
| 5.  | 44.5 | Andre Frazier .....  | 2001-04   |
| 6.  | 42.0 | Terrill Byrd .....   | 2005-08   |
| 7.  | 38.0 | Alex Gordon .....    | 1983-86   |
| 8.  | 37.0 | Derek Wolfe .....    | 2008-11   |
|     | 37.0 | George Jamison ..... | 1980-83   |
| 9.  | 36.0 | Andrew Stewart ..... | 1986-88   |
| 10. | 34.5 | Tyjuan Hagler .....  | 2002-04   |

DEFENSIVE RECORDS - **SACKS & MISC.****SACKS****GAME RECORDS****Quarterback Sacks (Since 2001)**

|    |     |                                       |      |
|----|-----|---------------------------------------|------|
| 1. | 4.0 | Alex Daniels at Miami (OH).....       | 2009 |
|    | 4.0 | Antwan Peek vs. Louisiana-Monroe..... | 2001 |
| 3. | 3.5 | Cortez Broughton at UCLA.....         | 2018 |
| 4. | 3.0 | Connor Barwin vs. Pittsburgh.....     | 2008 |
|    | 3.0 | Trent Cole at ECU.....                | 2004 |
|    | 3.0 | Anthony Hoke vs. UConn.....           | 2007 |
|    | 3.0 | Anthony Hoke at Syracuse.....         | 2007 |
|    | 3.0 | Brandon Mills vs. Rutgers.....        | 2010 |
|    | 3.0 | Lamonte Nelms at Syracuse.....        | 2007 |

**SACKS****SEASON RECORDS****Quarterback Sacks (Since 2001)**

|    |      |                         |      |
|----|------|-------------------------|------|
| 1. | 13.0 | Anthony Hoke.....       | 2007 |
| 2. | 12.5 | Antwan Peek.....        | 2001 |
| 3. | 11.0 | Connor Barwin.....      | 2008 |
| 4. | 10.0 | Ivan Pace Jr. ....      | 2022 |
| 5. | 9.5  | Derek Wolfe.....        | 2011 |
|    | 9.5  | Silverberry Mouhon..... | 2013 |
| 7. | 9.0  | Terrell Hartsfield..... | 2014 |
|    | 9.0  | Antwan Peek.....        | 2000 |
| 9. | 8.5  | Trent Cole.....         | 2004 |
|    | 8.5  | Alex Daniels.....       | 2009 |

**SACKS****CAREER RECORDS****Quarterback Sacks (Since 2001)**

|     |      |                         |           |
|-----|------|-------------------------|-----------|
| 1.  | 28.0 | Antwan Peek.....        | 1998-2002 |
| 2.  | 22.0 | Anthony Hoke.....       | 2004-07   |
| 3.  | 21.5 | Andre Frazier.....      | 2000-04   |
| 4.  | 19.5 | Derek Wolfe.....        | 2008-11   |
| 5.  | 19.0 | Trent Cole.....         | 2002-04   |
|     | 19.0 | Silverberry Mouhon..... | 2012-15   |
| 7.  | 18.0 | Nate Dingle.....        | 1990-93   |
|     | 18.0 | George Jamison.....     | 1980-83   |
| 9.  | 17.5 | Walter Stewart.....     | 2009-12   |
| 10. | 16.5 | Dan Giordano.....       | 2008-12   |
|     | 16.5 | Terrill Byrd.....       | 2005-08   |

**FUMBLES****GAME RECORDS****Fumbles Forced (Since 2000)**

|    |   |  |      |
|----|---|--|------|
| 1. | 3 | Antwan Peek vs. Louisiana-Monroe.....        | 2001 |
| 2. | 2 | Seven times, last by J. White vs. Tulsa..... | 2019 |

**Fumbles Recovered (Since 2000)**

|    |   |                                       |      |
|----|---|---------------------------------------|------|
| 1. | 2 | Willis Edwards vs. Memphis.....       | 2002 |
|    | 2 | Ivan Fields at Memphis.....           | 2000 |
|    | 2 | Jeff Luc vs. USF.....                 | 2014 |
|    | 2 | Kevin McCullough vs. Connecticut..... | 2005 |
|    | 2 | Wesley Richardson at NC State.....    | 2010 |

**FUMBLES****SEASON RECORDS****Fumbles Forced (Since 2000)**

|    |   |                     |      |
|----|---|---------------------|------|
| 1. | 7 | Antwan Peek.....    | 2002 |
| 2. | 6 | Jeff Luc.....       | 2014 |
| 3. | 5 | Antwan Peek.....    | 2001 |
| 4. | 4 | Bryan Wright.....   | 2019 |
|    | 4 | Walter Stewart..... | 2011 |
|    | 4 | Willis Edwards..... | 2001 |
|    | 4 | Troy Evans.....     | 2000 |

**Fumbles Recovered (Since 2000)**

|    |   |  |      |
|----|---|--|------|
| 1. | 5 | Antwan Peek.....                             | 2002 |
| 2. | 4 | JaVon Hicks.....                             | 2019 |
|    | 4 | Jeff Luc.....                                | 2014 |
| 4. | 3 | Nine times, last by Hartsfield & Wilson..... | 2014 |

**FUMBLES****CAREER RECORDS****Forced Fumbles (Since 1999)**

|    |    |                       |         |
|----|----|-----------------------|---------|
| 1. | 17 | Antwan Peek.....      | 1998-02 |
| 2. | 8  | Jeff Luc.....         | 2013-14 |
|    | 8  | Walter Stewart.....   | 2009-12 |
| 3. | 6  | JK Schaffer.....      | 2008-11 |
|    | 6  | Andre Frazier.....    | 2000-04 |
|    | 6  | Zach Norton.....      | 2000-03 |
| 6. | 5  | Coby Bryant.....      | 2017-21 |
|    | 5  | Willis Edwards.....   | 2000-02 |
|    | 5  | Anthony Hoke.....     | 2004-07 |
|    | 5  | Jason Russel.....     | 2001-04 |
|    | 5  | Anthony Williams..... | 2005-07 |
|    | 5  | Tyrell Gilbert.....   | 2014-18 |

**Fumble Recoveries**

|    |    |                      |           |
|----|----|----------------------|-----------|
| 1. | 12 | John Vitro.....      | 1973-75   |
| 2. | 10 | Antwan Peek.....     | 1998-2002 |
|    | 10 | Howie Kurnick.....   | 1975-77   |
| 4. | 9  | Ronnie Shannon.....  | 1988-91   |
|    | 9  | David Mann.....      | 1975-77   |
| 6. | 7  | Eric Wilson.....     | 2014-16   |
|    | 7  | Marion Ford.....     | 1972-73   |
|    | 7  | Charlie Stovall..... | 1971-72   |

**BLOCKED KICKS****GAME RECORDS****Blocked Kicks (Since 2000)**

|    |   |  |      |
|----|---|--|------|
| 1. | 2 | Connor Barwin at Marshall.....               | 2008 |
|    | 2 | Antwan Peek vs. Miami.....                   | 2000 |
| 3. | 1 | 41 times, last by Jowon Briggs vs. Navy..... | 2022 |

**BLOCKED KICKS****SEASON RECORDS****Blocked Kicks (Since 2000)**

|    |   |                    |      |
|----|---|--------------------|------|
| 1. | 3 | Antwan Peek.....   | 2000 |
|    | 3 | Connor Barwin..... | 2008 |
|    | 3 | Ethan Tucky.....   | 2019 |
| 4. | 2 | Arquon Bush.....   | 2021 |
|    | 2 | Mardy Gilyard..... | 2007 |
|    | 2 | Antwan Peek.....   | 2001 |
|    | 2 | Wilson Huber.....  | 2019 |
|    | 2 | Andre Frazier..... | 2003 |
|    | 2 | Tyjuan Hagler..... | 2004 |
|    | 2 | Antwan Peek.....   | 2002 |

**BLOCKED KICKS****CAREER RECORDS****Blocked Kicks (Since 2000)**

|    |   |                    |              |
|----|---|--------------------|--------------|
| 1. | 7 | Antwan Peek.....   | 2000-02      |
| 2. | 5 | Ethan Tucky.....   | 2018-20      |
| 3. | 4 | Connor Barwin..... | 2005-08      |
| 4. | 3 | Wilson Huber.....  | 2018-22      |
| 5. | 2 | Deshawn Pace.....  | 2020-present |
|    | 2 | Arquon Bush.....   | 2018-22      |
|    | 2 | Tyjuan Hagler..... | 2001-04      |
|    | 2 | Mardy Gilyard..... | 2005,07-09   |
|    | 2 | Andre Frazier..... | 2000-04      |

**HURRIES****SEASON RECORDS****Quarterback Hurries (Since 2000)**

|    |    |                      |      |
|----|----|----------------------|------|
| 1. | 13 | Myjai Sanders.....   | 2021 |
|    | 13 | Trevor Anderson..... | 2006 |
|    | 13 | Trent Cole.....      | 2004 |
| 4. | 12 | Dan Giordano.....    | 2012 |
| 5. | 11 | Angelo Craig.....    | 2007 |

**HURRIES****CAREER RECORDS****Quarterback Hurries (Since 2000)**

|    |    |                         |         |
|----|----|-------------------------|---------|
| 1. | 26 | Dan Giordano.....       | 2008-12 |
| 2. | 25 | Myjai Sanders.....      | 2018-21 |
| 3. | 16 | Silverberry Mouhon..... | 2012-15 |
| 4. | 15 | Angelo Craig.....       | 2003-07 |
| 5. | 14 | Andre Frazier.....      | 2000-04 |

# DEFENSIVE RECORDS - INTERCEPTIONS AND SCORES

## INTERCEPTIONS GAME RECORDS

### Interceptions

1. 4 Bob Hynes vs. Ohio Northern..... 1923
2. 3 accomplished six times, last by D. Smith (2007)

### Interception Return Yards

1. 123 Shawn Ferguson vs. Memphis..... 1998
2. 96 Jocelyn Borgella vs. Rutgers..... 1992
- 96 Bob Del Rosa vs. Oklahoma State ..... 1958
4. 88 Joe Morrison vs. Dayton ..... 1956
5. 87 Joe Morrison vs. Wichita State..... 1956

### Interception Returns for Touchdowns

1. 2 Shawn Ferguson vs. Memphis..... 1998
2. 1 accomplished 61 times, last by Bryant (2021)

## INTERCEPTIONS SEASON RECORDS

### Interceptions

1. 8 DeAngelo Smith ..... 2007
2. 6 seven times, last by Mike Mickens..... 2007

### Interception Return Yards

1. 175 Joe Morrison..... 1956
2. 171 Jocelyn Borgella ..... 1992
3. 159 John Mooth..... 1951
4. 158 Mike Mickens ..... 2008
5. 136 Mike Mickens ..... 2007

### Interception Returns for Touchdowns

1. 2 Ahmad Gardner..... 2019
- 2 Mike Mickens ..... 2007
- 2 Blue Adams ..... 2002
- 2 Shawn Ferguson..... 1998
- 2 Joe Morrison ..... 1956

## INTERCEPTIONS CAREER RECORDS

### Interceptions

1. 14 Mike Mickens ..... 2005-08
2. 12 DeAngelo Smith ..... 2005-08
- 12 Blue Adams ..... 1998-2002
- 12 Jocelyn Borgella ..... 1990-93
5. 11 Ed Bolis..... 1970-72
6. 10 Ja'Von Hicks..... 2018-22
- 10 Coby Bryant ..... 2017-21

### Interception Return Yards

1. 296 Mike Mickens ..... 2005-08
2. 263 Jocelyn Borgella ..... 1990-93
- 263 Joe Morrison ..... 1956-58
4. 254 Gene Gibson..... 1949-50
5. 222 Aaron Webster ..... 2006-09

### Interception Returns for Touchdowns

1. 3 Mike Mickens ..... 2005-08
- 3 Shawn Ferguson..... 1995-98
2. 2 four times, last by Ahmad Gardner ..... 2019-21

## PASSES BROKEN UP GAME RECORDS

### Most Pass Breakups (Since 2000)

1. 4 Justin Harris at Pitt ..... 2023
- 4 Mike Mickens vs. Rutgers ..... 2006
- 4 Zach Norton vs. Louisville ..... 2001
- 4 Linden Stephens at Miami (OH)..... 2017
5. 3 Ja'Von Hicks at Tulsa ..... 2022
- 3 Coby Bryant at Notre Dame ..... 2021
- 3 Blue Adams at Temple ..... 2002
- 3 Coby Bryant at Temple..... 2018
- 3 Coby Bryant at ECU..... 2019
- 3 Zach Edwards vs. North Carolina ..... 2013
- 3 Ivan Fields vs. Houston..... 2002
- 3 Tyrell Gilbert at Miami (OH) ..... 2018
- 3 Andre Jones vs. ECU..... 2014
- 3 Mike Mickens at Akron..... 2008
- 3 Mike Mickens vs. UConn..... 2005
- 3 Mike Mickens vs. Louisville ..... 2005
- 3 Mike Mickens vs. Pittsburgh ..... 2006
- 3 Mike Mickens at Miami (OH)..... 2005
- 3 Haruki Nakamura vs. USF..... 2006
- 3 Zach Norton vs. UAB..... 2002
- 3 Antwan Peek at Tulane ..... 2000

## PASSES DEFENDED (PBU+INT) SEASON RECORDS

### Most Passes Defended (Since 2000)

1. 23 Blue Adams (17 PBU, 6 INT) ..... 2002
2. 18 Mike Mickens (15 PBU, 3 INT)..... 2006
3. 16 Lavar Glover (15 PBU, 1 INT)..... 2001
- 16 Zach Norton (14 PBU, 2 INT) ..... 2002
- 16 Deangelo Smith (8 PBU, 8 INT)..... 2007
6. 15 Mike Mickens (14 PBU, 1 INT)..... 2005
- 15 Daven Holly (9 PBU, 6 INT)..... 2003
8. 14 Coby Bryant (11 PBU, 3 INT)..... 2021
9. 13 Ivan Fields (10 PBU, 3 INT)..... 2002
- 13 Zach Norton (10 PBU, 3 INT) ..... 2001
- 13 Mike Mickens (10 PBU, 3 INT)..... 2008

## PASSES DEFENDED (PBU+INT) CAREER RECORDS

### Most Passes Defended (Since 2000)

1. 58 Mike Mickens (45 Brup, 13 Int)..... 2005-08
2. 45 Coby Bryant (35 Brup, 10 Int)..... 2017-21
3. 41 Zach Norton (31 Brup, 10 Int)..... 2000-03
4. 34 Blue Adams (26 Brup, 8 Int)..... 2000-02
- 34 Zach Edwards (26 Brup, 8 Int)..... 2013-16
6. 32 Arquon Bush (23 Brup, 9 Int) ..... 2018-22
7. 30 Deangelo Smith (19 Brup, 11 Int)..... 2004-08
8. 29 Doug Monaghan (20 Brup, 9 Int)..... 2001-04
- 29 Deven Drane (21 Brup, 8 Int) ..... 2010-13
10. 28 Drew Frey (20 Brup, 8 Int) ..... 2008-12
11. 27 Ahmad "Sauce" Gardner (18 Brup, 9 INT)..... 2019-21

## DEFENSIVE SCORES GAME RECORDS

### Fumble Return TDs - Defense (Since 2000)

1. 1 19 times, last by Dominique Perry ..... 2022

### Blocked PAT Return (Two Points) (Since 2000)

1. 1 Coby Bryant vs. Temple..... 2019
- 1 Daven Holly vs. Miami (OH)..... 2004

### Blocked FG Return TDs (Since 2000)

1. 1 Ahmad "Sauce" Gardner at ECU..... 2021

## DEFENSIVE SCORES SEASON RECORDS

### Fumble return TDs (Since 2000)

1. 2 Antwan Peek ..... 2002
2. 1 16 times, last by Jabari Taylor..... 2022

### Blocked PAT Return (Two Points) (Since 2000)

1. 1 Coby Bryant ..... 2019
- 1 Daven Holley..... 2004

## DEFENSIVE SCORES CAREER RECORDS

### Fumble return TDs (Since 2000)

1. 2 Antwan Peek..... 2000-02
- 2 Kevin McCullough..... 2005-06
3. 1 **Dominique Perry**..... **2020-pres.**
- 1 Nick Temple..... 2011-14
- 1 Eric Wilson..... 2014-16
- 1 Fran Callicott..... 2002-03
- 1 JK Schaffer ..... 2008-11
- 1 Walter Stewart ..... 2009-12
- 1 Daven Holly ..... 2000-04
- 1 Maalik Bomar..... 2009-12
- 1 Deven Drane ..... 2010-13
- 1 Ivan Fields..... 2000-02
- 1 Angelo Craig..... 2003-07
- 1 Tyjuan Hagler ..... 2001-04
- 1 Carter Jacobs ..... 2014-17
- 1 Kimoni Fitz..... 2014-18
- 1 Terrell Hartsfield ..... 2013-14

### Blocked PAT Return (Two Points) (Since 2000)

1. 1 Coby Bryant ..... 2017-21
- 1 Daven Holley..... 2001-04

### Blocked FG Return TDs (Since 2000)

1. 1 Ahmad "Sauce" Gardner at ECU..... 2019-21

# SINGLE GAME TEAM RECORDS

## Most Points

|     |     |                                  |      |
|-----|-----|----------------------------------|------|
| 1.  | 124 | Transylvania.....                | 1912 |
| 2.  | 115 | Kentucky Wesleyan.....           | 1921 |
| 3.  | 72  | Austin Peay.....                 | 2011 |
| 4.  | 70  | Southeast Missouri State.....    | 2009 |
| 5.  | 69  | Rutgers.....                     | 2010 |
| 6.  | 69  | Case-Western Reserve.....        | 1923 |
| 7.  | 67  | Virginia Military Institute..... | 1953 |
|     | 67  | Baltimore.....                   | 1935 |
| 9.  | 66  | EKU.....                         | 2023 |
|     | 66  | Northwestern State.....          | 2013 |
|     | 66  | Case-Western Reserve.....        | 1953 |
| 12. | 63  | Kennesaw State.....              | 2022 |
|     | 63  | Alabama A&M.....                 | 2018 |
|     | 63  | Louisiana-Monroe.....            | 1977 |

## Most Touchdowns

|    |    |                   |      |
|----|----|-------------------|------|
| 1. | 14 | Transylvania..... | 1912 |
| 2. | 10 | Four Times        |      |

## Most Rushing Attempts

|    |    |                        |      |
|----|----|------------------------|------|
| 1. | 83 | Louisiana-Monroe.....  | 1977 |
| 2. | 82 | Miami (OH).....        | 1996 |
| 3. | 77 | Miami (OH).....        | 1951 |
| 4. | 74 | North Texas State..... | 1970 |
| 5. | 73 | Miami (OH).....        | 1970 |

## Most Rushing Yards

|     |     |                                  |      |
|-----|-----|----------------------------------|------|
| 1.  | 464 | Case-Western Reserve.....        | 1953 |
|     | 464 | Virginia Military Institute..... | 1953 |
| 3.  | 422 | Kansas State.....                | 1966 |
| 4.  | 421 | Marshall.....                    | 1946 |
| 5.  | 419 | Xavier.....                      | 1970 |
| 6.  | 409 | Alabama A&M.....                 | 2018 |
|     | 405 | Miami (OH).....                  | 1996 |
| 7.  | 402 | North Texas State.....           | 1970 |
| 8.  | 389 | Xavier.....                      | 1946 |
| 9.  | 387 | Austin Peay.....                 | 2011 |
| 10. | 383 | South Dakota.....                | 1965 |

## Most Rushing Touchdowns

|    |    |                                  |      |
|----|----|----------------------------------|------|
| 1. | 14 | Transylvania.....                | 1912 |
| 2. | 10 | Case-Western Reserve.....        | 1953 |
|    | 10 | Virginia Military Institute..... | 1953 |

## Most Passing Attempts

|    |    |                     |      |
|----|----|---------------------|------|
| 1. | 64 | @ Memphis.....      | 2015 |
| 2. | 61 | USF.....            | 2010 |
| 3. | 60 | @ Miami (Fla.)..... | 2014 |
| 4. | 59 | Southern Miss.....  | 1999 |
| 5. | 57 | Ohio.....           | 1968 |

## Most Passes Completed

|    |    |                    |      |
|----|----|--------------------|------|
| 1. | 38 | @ Memphis.....     | 2015 |
|    | 36 | Ohio.....          | 1968 |
| 3. | 35 | Southern Miss..... | 1999 |
| 4. | 34 | USF.....           | 2010 |
| 5. | 33 | @ SMU.....         | 2018 |

## Most Passing Yards

|     |     |                 |      |
|-----|-----|-----------------|------|
| 1.  | 620 | @ Memphis.....  | 2015 |
| 2.  | 584 | Ohio.....       | 1968 |
| 3.  | 512 | USF.....        | 2010 |
| 4.  | 507 | @ Rutgers.....  | 2013 |
| 5.  | 480 | UConn.....      | 2009 |
| 6.  | 438 | EKU.....        | 2023 |
| 7.  | 436 | ECU.....        | 2014 |
|     | 436 | Toledo.....     | 2014 |
|     | 436 | Louisville..... | 1968 |
| 10. | 431 | Syracuse.....   | 2007 |

## Most Interceptions Thrown

|    |   |                  |      |
|----|---|------------------|------|
| 1. | 6 | Xavier.....      | 1972 |
| 2. | 5 | North Texas..... | 2002 |
|    | 5 | Toledo.....      | 1995 |
|    | 5 | Houston.....     | 1968 |
|    | 5 | North Texas..... | 1967 |
|    | 5 | Xavier.....      | 1955 |
|    | 5 | Xavier.....      | 1951 |

## Most Touchdown Passes

|    |   |                         |      |
|----|---|-------------------------|------|
| 1. | 6 | EKU.....                | 2023 |
|    | 6 | UCF.....                | 2015 |
|    | 6 | Toledo.....             | 2014 |
|    | 6 | @ Rutgers.....          | 2013 |
|    | 6 | Illinois.....           | 2009 |
| 6. | 5 | SMU.....                | 2021 |
|    | 5 | ECU.....                | 2018 |
|    | 5 | UConn.....              | 2013 |
|    | 5 | Northwestern State..... | 2013 |
|    | 5 | @ Louisville.....       | 2010 |
|    | 5 | @ Rutgers.....          | 2009 |
|    | 5 | Southern Miss.....      | 2004 |

## Most Offensive Plays

|    |     |                    |      |
|----|-----|--------------------|------|
| 1. | 100 | @ Memphis.....     | 2015 |
| 2. | 99  | Miami (OH).....    | 1996 |
| 3. | 96  | Southern Miss..... | 1999 |
| 4. | 95  | ECU.....           | 1998 |
| 5. | 94  | @ Miami (OH).....  | 2015 |
|    | 94  | Tulsa.....         | 1978 |

## Most Yards Total Offense

|     |     |                         |      |
|-----|-----|-------------------------|------|
| 1.  | 752 | @ Memphis.....          | 2015 |
| 2.  | 741 | Alabama A&M.....        | 2018 |
| 3.  | 726 | UCF.....                | 2015 |
| 4.  | 711 | UConn.....              | 2009 |
| 5.  | 684 | Ohio.....               | 1968 |
| 6.  | 669 | Northwestern State..... | 2013 |
| 7.  | 667 | EKU.....                | 2023 |
| 8.  | 661 | Rutgers.....            | 2010 |
| 9.  | 659 | @ UConn.....            | 2018 |
| 10. | 653 | ECU.....                | 2020 |

## Most First Downs

|    |    |                  |      |
|----|----|------------------|------|
| 1. | 38 | Alabama A&M..... | 2018 |
|    | 38 | @ Memphis.....   | 2015 |
| 3. | 36 | Ohio.....        | 1968 |
| 4. | 34 | Temple.....      | 2015 |
|    | 34 | Alabama A&M..... | 2015 |

## Most Fumbles

|    |    |                        |      |
|----|----|------------------------|------|
| 1. | 15 | Louisville.....        | 1970 |
| 2. | 9  | North Texas State..... | 1968 |
| 3. | 8  | Wichita State.....     | 1960 |

## Most Fumbles Lost

|    |   |                                  |      |
|----|---|----------------------------------|------|
| 1. | 7 | Virginia Military Institute..... | 1951 |
| 2. | 6 | Louisville.....                  | 1970 |
|    | 6 | Hardin-Simmons.....              | 1955 |

## Most Turnovers

|    |   |                                  |      |
|----|---|----------------------------------|------|
| 1. | 9 | Xavier.....                      | 1955 |
|    | 9 | Hardin-Simmons.....              | 1955 |
|    | 9 | Virginia Military Institute..... | 1951 |
| 4. | 8 | Houston.....                     | 1968 |
|    | 8 | Western Michigan.....            | 1949 |

## Most Penalties

|    |    |                   |      |
|----|----|-------------------|------|
| 1. | 18 | Kansas State..... | 1951 |
| 2. | 15 | Xavier.....       | 1958 |
| 3. | 14 | at Hawai'i.....   | 2002 |
|    | 14 | Louisville.....   | 1968 |

## Most Penalty Yards

|    |     |                   |      |
|----|-----|-------------------|------|
| 1. | 176 | Louisville.....   | 1968 |
| 2. | 170 | Kentucky.....     | 1945 |
| 3. | 161 | Dayton.....       | 1957 |
| 4. | 159 | ECU.....          | 2020 |
|    | 142 | Toledo.....       | 1953 |
| 5. | 140 | Kansas State..... | 1951 |

## Most Punts

|    |    |                        |      |
|----|----|------------------------|------|
| 1. | 13 | Pittsburgh.....        | 1981 |
|    | 13 | Mississippi State..... | 1948 |
| 3. | 12 | Louisville.....        | 1996 |
|    | 12 | Virginia Tech.....     | 1995 |
| 5. | 11 | Boston College.....    | 1997 |
|    | 11 | Central Michigan.....  | 1990 |
|    | 11 | North Texas State..... | 1970 |
|    | 11 | Tulsa.....             | 1958 |
|    | 11 | Mississippi State..... | 1949 |

## Most Punting Yards

|     |     |                        |      |
|-----|-----|------------------------|------|
| 1.  | 510 | Louisville.....        | 1996 |
| 2.  | 502 | Arizona State.....     | 1976 |
| 3.  | 475 | Mississippi State..... | 1948 |
| 4.  | 460 | North Texas State..... | 1968 |
| 5.  | 456 | Boston College.....    | 1997 |
| 6.  | 452 | Virginia Tech.....     | 1995 |
| 7.  | 451 | Central Michigan.....  | 1990 |
| 8.  | 425 | West Virginia.....     | 2003 |
| 9.  | 418 | Rutgers.....           | 2008 |
| 10. | 407 | Iowa.....              | 1990 |

## Most Punt Return Yards

|    |     |                       |      |
|----|-----|-----------------------|------|
| 1. | 177 | Ohio.....             | 1949 |
| 2. | 156 | Western Reserve.....  | 1951 |
| 3. | 150 | Western Michigan..... | 1950 |
| 4. | 122 | Louisville.....       | 1997 |
| 5. | 116 | UTEP.....             | 1950 |

## Most Kickoff Return Yards

|    |     |                     |      |
|----|-----|---------------------|------|
| 1. | 295 | Memphis.....        | 1971 |
| 2. | 278 | at Pittsburgh.....  | 2009 |
| 3. | 265 | at Oklahoma.....    | 2008 |
| 4. | 226 | Florida.....        | 2010 |
|    | 219 | Hardin-Simmons..... | 1955 |

## Fewest Rushing Attempts

|    |    |                       |      |
|----|----|-----------------------|------|
| 1. | 15 | Illinois.....         | 2009 |
| 2. | 16 | at West Virginia..... | 2010 |
|    | 16 | Fresno State.....     | 2009 |
| 4. | 19 | Ohio State.....       | 2014 |
|    | 19 | at UConn.....         | 2008 |
|    | 19 | Miami (OH).....       | 1968 |
| 7. | 18 | at Houston.....       | 2015 |
|    | 18 | at Pittsburgh.....    | 2009 |

## Fewest Rushing Yards

|    |     |                         |      |
|----|-----|-------------------------|------|
| 1. | -23 | Rutgers.....            | 2005 |
| 2. | -20 | Northwestern State..... | 1977 |

## Fewest Passes Completed

|    |   |                    |      |
|----|---|--------------------|------|
| 1. | 0 | Dayton.....        | 1970 |
| 2. | 1 | Wichita State..... | 1965 |
|    | 1 | South Dakota.....  | 1965 |
|    | 1 | Wichita State..... | 1962 |
|    | 1 | Tulsa.....         | 1959 |

## Fewest Passing Yards

|    |    |                    |      |
|----|----|--------------------|------|
| 1. | 0  | Dayton.....        | 1970 |
| 2. | 6  | Wichita State..... | 1965 |
| 3. | 8  | South Dakota.....  | 1965 |
| 4. | 11 | Wichita State..... | 1962 |
| 5. | 14 | Ohio.....          | 1970 |

## Fewest Yards Total Offense

|    |     |                       |      |
|----|-----|-----------------------|------|
| 1. | 46  | North Texas.....      | 1959 |
| 2. | 48  | Central Michigan..... | 1989 |
| 3. | 69  | Iowa.....             | 1990 |
| 4. | 97  | Houston.....          | 1957 |
| 5. | 100 | Tulsa.....            | 1958 |

## Fewest First Downs

|    |   |                    |      |
|----|---|--------------------|------|
| 1. | 3 | West Virginia..... | 1989 |
| 2. | 5 | Pacific.....       | 1949 |
| 3. | 6 | Tulsa.....         | 1958 |
|    | 6 | Xavier.....        | 1956 |
|    | 6 | @ Navy.....        | 1956 |

## Fewest Penalties

|    |   |                 |      |
|----|---|-----------------|------|
| 1. | 1 | Houston.....    | 2014 |
|    | 1 | Rutgers.....    | 1994 |
|    | 1 | Louisville..... | 1966 |
|    | 1 | Memphis.....    | 1966 |
|    | 1 | Army.....       | 1963 |
|    | 1 | Hawai'i.....    | 1954 |

## Fewest Yards Penalized

|    |    |                    |      |
|----|----|--------------------|------|
| 1. | 4  | Memphis.....       | 1966 |
| 2. | 5  | Army.....          | 1963 |
| 3. | 10 | Houston.....       | 2014 |
|    | 10 | Temple.....        | 2003 |
|    | 10 | Rutgers.....       | 1994 |
| 5. | 12 | Wichita State..... | 1965 |
| 6. | 13 | South Dakota.....  | 1965 |

## Fewest Punts

|    |   |                   |      |
|----|---|-------------------|------|
| 1. | 0 | UCF.....          | 2015 |
|    | 0 | Miami (OH).....   | 2008 |
|    | 0 | Memphis.....      | 1998 |
|    | 0 | Miami (OH).....   | 1954 |
| 3. | 1 | Seven Times       |      |
|    |   | Last vs. SMU..... | 2021 |



# OPPONENT SINGLE GAME TEAM RECORDS & OVERTIME RESULTS

## Fewest Rushing Attempts

|    |    |                 |      |
|----|----|-----------------|------|
| 1. | 17 | Dayton          | 1961 |
| 2. | 18 | @ East Carolina | 2015 |
| 3. | 19 | Miami (OH)      | 2012 |
|    | 19 | Xavier          | 1954 |
|    | 19 | Akron           | 2006 |

## Fewest Rushing Yards

|    |     |                     |      |
|----|-----|---------------------|------|
| 1. | -46 | Kansas              | 1997 |
| 2. | -37 | Wichita State       | 1974 |
| 3. | -22 | NC State            | 2011 |
| 4. | -20 | Northwestern State  | 1977 |
| 5. | -19 | Louisiana-Monroe    | 1996 |
| 6. | -17 | Louisville          | 1968 |
| 7. | -16 | Louisiana-Lafayette | 1975 |
| 8. | -15 | Syracuse            | 2007 |
| 9. | -14 | Louisville          | 1981 |
|    | -14 | Wichita State       | 1965 |

## Fewest Passing Attempts

|    |   |                |      |
|----|---|----------------|------|
| 1. | 1 | Boston College | 1964 |
| 2. | 2 | Louisville     | 1953 |
| 3. | 3 | Miami (OH)     | 1971 |
|    | 3 | Wichita State  | 1955 |
|    | 3 | Miami (OH)     | 1957 |

## Fewest Pass Completions

|    |   |                    |      |
|----|---|--------------------|------|
| 1. | 0 | vs. Louisville     | 1974 |
|    | 0 | vs. Ohio           | 1973 |
|    | 0 | vs. Boston College | 1964 |
|    | 0 | vs. Indiana        | 1963 |
|    | 0 | vs. Ohio           | 1949 |

## Fewest Passing Yards

|    |    |                |      |
|----|----|----------------|------|
| 1. | -1 | Xavier         | 1971 |
| 2. | 0  | Louisville     | 1974 |
|    | 0  | Ohio           | 1973 |
|    | 0  | Boston College | 1964 |
|    | 0  | Indiana        | 1963 |
|    | 0  | Ohio           | 1949 |

## Fewest Yards Total Offense

|    |    |                     |      |
|----|----|---------------------|------|
| 1. | 18 | Louisiana-Lafayette | 1973 |
| 2. | 22 | Ohio                | 1950 |
| 3. | 32 | Xavier              | 1954 |
| 4. | 53 | Kansas              | 1997 |
| 5. | 70 | Louisville          | 1976 |

## Most Points

|    |    |               |      |
|----|----|---------------|------|
| 1. | 81 | Penn State    | 1991 |
| 2. | 71 | Houston       | 1968 |
|    | 71 | Ohio Wesleyan | 1928 |
| 4. | 70 | Louisville    | 2004 |
|    | 70 | Florida State | 1990 |
| 6. | 69 | West Virginia | 1989 |

## Most Rushing Attempts

|    |    |               |      |
|----|----|---------------|------|
| 1. | 86 | West Virginia | 1969 |
| 2. | 79 | Houston       | 1974 |
|    | 79 | Miami (OH)    | 1972 |
| 4. | 76 | Miami (OH)    | 1967 |
| 5. | 74 | Miami (OH)    | 1968 |

## Most Rushing Yards

|    |     |                   |      |
|----|-----|-------------------|------|
| 1. | 569 | @ Navy            | 2017 |
| 2. | 539 | Northern Illinois | 1989 |
| 3. | 500 | ECU               | 1987 |
| 4. | 484 | Penn State        | 1991 |
| 5. | 483 | West Virginia     | 1969 |

## Most Passing Yards

|    |     |             |      |
|----|-----|-------------|------|
| 1. | 535 | @ ECU       | 2019 |
| 2. | 482 | vs. Florida | 2010 |
| 3. | 464 | @ ECU       | 2017 |
| 4. | 460 | Louisville  | 1998 |
| 5. | 451 | Tulsa       | 1965 |

## Most Passing Attempts

|    |    |            |      |
|----|----|------------|------|
| 1. | 67 | Louisville | 1997 |
| 2. | 66 | Indiana    | 2022 |
|    | 66 | Houston    | 1993 |
| 4. | 62 | ECU        | 2014 |
|    | 62 | ECU        | 1997 |

## Most Pass Completions

|    |    |             |      |
|----|----|-------------|------|
| 1. | 38 | Duke        | 2012 |
| 2. | 37 | ECU         | 1997 |
| 3. | 36 | Oklahoma    | 2010 |
|    | 36 | Houston     | 1992 |
| 5. | 35 | ECU         | 2014 |
| 6. | 34 | @ ECU       | 2015 |
|    | 34 | @ Tennessee | 2011 |

## Most Yards Total Defense

|    |     |              |      |
|----|-----|--------------|------|
| 1. | 742 | Louisville   | 1998 |
| 2. | 710 | @ Ohio State | 2014 |
|    | 706 | Penn State   | 1991 |
| 4. | 696 | Houston      | 1968 |
| 5. | 662 | Iowa         | 1990 |

## Most Passes Intercepted

|    |   |                   |      |
|----|---|-------------------|------|
| 1. | 7 | Kansas State      | 1951 |
| 2. | 6 | Oregon State      | 2007 |
|    | 6 | North Texas       | 1966 |
|    | 6 | UTEP              | 1951 |
|    | 6 | Mississippi State | 1949 |

## Most Interception Return Yards

|    |     |              |      |
|----|-----|--------------|------|
| 1. | 162 | Dayton       | 1956 |
| 2. | 138 | UTEP         | 1951 |
| 3. | 123 | Memphis      | 1998 |
| 4. | 117 | Memphis      | 1995 |
| 5. | 110 | Oregon State | 2007 |

## Most Turnovers Forced

|    |   |              |      |
|----|---|--------------|------|
| 1. | 8 | Rice         | 1974 |
| 2. | 7 | Oregon State | 2007 |
|    | 7 | Memphis      | 2000 |
|    | 7 | ECU          | 1990 |
|    | 7 | Rutgers      | 1983 |

## OVERTIME RECORDS

| YEAR | OPPONENT                  | W/L | LENGTH | REGULATION | FINAL |
|------|---------------------------|-----|--------|------------|-------|
| 1996 | Miami (OH)                | W   | 3OT    | 17-17      | 30-23 |
| 1997 | at Houston *              | L   | 2OT    | 31-31      | 41-38 |
|      | at Miami (OH)             | W   | 2OT    | 24-24      | 34-31 |
| 1999 | UAB *                     | L   | OT     | 21-21      | 24-21 |
| 2000 | at Wisconsin              | L   | OT     | 22-22      | 28-25 |
|      | at Memphis *              | W   | OT     | 10-10      | 13-10 |
| 2002 | TCU *                     | W   | OT     | 29-29      | 36-29 |
| 2003 | Temple                    | W   | 3OT    | 24-24      | 30-24 |
|      | at USF *                  | L   | 2OT    | 10-10      | 24-17 |
| 2008 | at No. 20 West Virginia * | W   | OT     | 20-20      | 26-23 |
| 2012 | at No. 16/14 Louisville * | L   | OT     | 31-31      | 34-31 |
| 2013 | No. 19/16 Louisville *    | L   | OT     | 24-24      | 31-24 |
| 2016 | at Tulsa *                | L   | OT     | 34-34      | 40-37 |
| 2017 | SMU *                     | L   | OT     | 28-28      | 31-28 |
| 2018 | at Temple *               | L   | OT     | 17-17      | 24-17 |
|      | at SMU *                  | W   | OT     | 20-20      | 26-20 |
| 2023 | Miami (OH)                | L   | OT     | 24-24      | 31-24 |

\* - Conference Game

## CINCINNATI'S RECORD WHEN ...

|                               |      |
|-------------------------------|------|
| All Overtime Games            | 7-10 |
| One Overtime:                 | 4-8  |
| Two Overtimes:                | 1-2  |
| Three Overtimes:              | 2-0  |
| Overtime at Home              | 3-4  |
| Overtime on the Road          | 4-6  |
| Overtime Conference Games     | 4-8  |
| Overtime Non-Conference Games | 3-2  |
| Overtime Coin Toss            | 9-8  |

| POSSESSION RESULT  | CINCINNATI | OPP. |
|--------------------|------------|------|
| Touchdowns         | 8          | 8    |
| Field Goals        | 6          | 7    |
| Missed Field Goals | 0          | 3    |
| Turnovers          | 6          | 5    |