

2009-10 CINCINNATI BEARCATS BASKETBALL

MEN'S BASKETBALL CONTACT: **MICHAEL HARRIS**

michael.harris@uc.edu

(C) 513.240.8884

GoBEARCATS.com

SCHEDULE/RESULTS

| DATE | OPPONENT | TV | TIME/RESULT |
|---|---------------------------------------|------------|--------------|
| Nov. 16 | PRAIRIE VIEW A&M | | W, 69-62 |
| Nov. 18 | TOLEDO | BEN/FSO | W, 92-68 |
| EA Sports Maui Invitational — Lahaina Civic Center, Maui | | | |
| Nov. 23 | vs. No. 24/24 Vanderbilt | ESPN2 | W, 67-58 |
| Nov. 24 | vs. No. 21/22 Maryland | ESPN | W, 69-57 |
| Nov. 25 | vs. Gonzaga | ESPN | L OT, 61-59 |
| Dec. 1 | TEXAS SOUTHERN | BEN/FSO | W, 94-57 |
| Dec. 10 | MIAMI (OH) ^ | ESPN2 | W, 63-59 |
| Dec. 13 | at Xavier | ESPNU | L 2OT, 83-79 |
| Dec. 16 | at UAB | CBS CS | L, 64-47 |
| Dec. 19 | LIPSCOMB | BEN/FSO | W, 80-52 |
| Dec. 22 | WINTHROP | BEN/FSO | W, 74-57 |
| Dec. 30 | CONNECTICUT * | ESPN2 | 7 p.m. |
| Jan. 2 | at Rutgers * | BEN/FSO | 8 p.m. |
| Jan. 4 | PITTSBURGH * | ESPN | 7 p.m. |
| Jan. 6 | CAL STATE BAKERSFIELD | BEN/FSO | 7:30 p.m. |
| Jan. 9 | at Seton Hall * | BEN/FSO | 6 p.m. |
| Jan. 13 | at St. John's * % | ESPNU | 7 p.m. |
| Jan. 16 | NOTRE DAME * | ESPNU | 4 p.m. |
| Jan. 20 | USF * | ESPN2 | 7 p.m. |
| Jan. 24 | at Louisville * | BEN/FSO | Noon |
| Jan. 30 | PROVIDENCE * | ESPNU | 8 p.m. |
| Feb. 4 | at Notre Dame * | ESPN/ESPN2 | 9 p.m. |
| Feb. 7 | SYRACUSE * | BEN/FSO | 2 p.m. |
| Feb. 13 | at Connecticut * ! | BEN/WKRC | Noon |
| Feb. 16 | at USF * | ESPNU | 7 p.m. |
| Feb. 21 | MARQUETTE * | BEN/FSO | 2 p.m. |
| Feb. 24 | DEPAUL * | BEN/FSO | 7 p.m. |
| Feb. 27 | at West Virginia * | BEN/WKRC | 2 p.m. |
| March 2 | VILLANOVA * | ESPN2 | 7 p.m. |
| March 6 | at Georgetown * | ESPN360 | Noon |
| BIG EAST Championship (New York, N.Y.) | | | |
| March 9 | BIG EAST Tournament (First Round) % | | TBA |
| March 10 | BIG EAST Tournament (Second Round) % | | TBA |
| March 11 | BIG EAST Tournament (Quarterfinals) % | | TBA |
| March 12 | BIG EAST Tournament (Semifinals) % | | TBA |
| March 13 | BIG EAST Championship % | | TBA |
| March 18-21 NCAA Tournament (First and Second Rounds) | | | |
| March 25-28 NCAA Tournament (Regionals) | | | |
| April 3-5 NCAA Final Four (Indianapolis, IN) | | | |

^ - U.S. Bank Arena (Cincinnati, OH)

% - Madison Square Garden (New York, NY)

! - XL Center (Hartford, CT)

* - BIG EAST Conference game.

All game times are Eastern and subject to change.

FSO - FOX Sports Ohio

BEN - BIG EAST Network (check local listings for other markets)

SPORTS COMMUNICATIONS OFFICE

Richard E. Lindner Center Suite 860
2751 O'Varsity Way Cincinnati, OH 45221-0021
Phone: 513.556.5191 Fax: 513.556.0619
Website: www.GoBEARCATS.com

Michael Harris Assistant A.D./MBK Primary Contact
513.240.8884 michael.harris@uc.edu

John Berry Assistant Director/MBK Secondary Contact
513.556.0618 john.berry@uc.edu

GAME 12: CONNECTICUT AT CINCINNATI

Wednesday, Dec. 30 ► 7 p.m. ► Fifth Third Arena (13,176) ► Cincinnati, Ohio ► TV: ESPN2 ► Radio: 700 WLW



CINCINNATI BEARCATS

Record: 8-3, 0-0 BIG EAST

Rankings (AP/Coaches): rv/rv

Last Game: Dec. 22, 2009

W, 74-57 vs. Winthrop

Head Coach: Mick Cronin

Alma Mater: Cincinnati '97

Career Record: 119-79 (7th season)

Record at UC: 50-55 (4th season)

Cronin vs. Connecticut: 0-3

2009-10 STATISTICAL LEADERS

| | | |
|-----------------|--------------------------|----------|
| Points | Lance Stephenson, Fr., G | 12.5 ppg |
| Rebounds | Yancy Gates, So., F | 6.6 rpg |
| Assists | Deonta Vaughn, Sr., G | 4.0 apg |

GAME INFORMATION

THE SERIES VS. CONNECTICUT

Series: Connecticut leads 5-0

Current Streak: Connecticut — 5

Last Meeting: UConn 82, Cincinnati 71

Jan. 10, 2009 • Fifth Third Arena

Television: ESPN2

Terry Gannon (PXP)

Fran Fraschilla (ANA)

Doris Burke (ANA)

Radio: 700 WLW

Dan Hoard (PXP)

Chuck Machock (ANA)

Mo Egger (Host)

Satellite Radio: Sirius 130

Pay-Per-View: None

Streaming Video: ESPN360.com

Streaming Audio: GoBEARCATS.com



CONNECTICUT HUSKIES

Record: 9-2, 0-0 BIG EAST

Rankings (AP/Coaches): 10/10

Last Game: Dec. 27, 2009

W, 93-74 vs. Iona

Head Coach: Jim Calhoun

Alma Mater: Amer. International '68

Career Record: 814-344 (38th season)

Record at UConn: 566-207 (24th season)

Calhoun vs. UC: 5-0

2009-10 STATISTICAL LEADERS

| | | |
|-----------------|------------------------|----------|
| Points | Jerome Dyson, Sr., G | 19.8 ppg |
| Rebounds | Alex Oriakhi, Fr., F/C | 8.5 rpg |
| Assists | Kemba Walker, So., G | 6.4 apg |

CINCINNATI PROBABLE STARTERS AND ROSTER

| No. | Name | Pos. | Ht. | Wt. | Cl. | Hometown | GP/GS | PPG | RPG | APG | MIN. |
|----------------------|-------------------|------|------|-----|-------|------------------------|-------|------|-----|-----|------|
| 1 | Cashmere Wright ^ | G | 6-0 | 175 | R-Fr. | Savannah, Ga. | 11/8 | 5.2 | 2.0 | 2.3 | 20.9 |
| 5 | Deonta Vaughn | G | 6-1 | 190 | Sr. | Indianapolis, Ind. | 11/10 | 9.8 | 4.4 | 4.0 | 28.7 |
| 22 | Rashad Bishop | F | 6-6 | 225 | Jr. | Newark, N.J. | 11/7 | 8.0 | 5.5 | 1.8 | 24.5 |
| 33 | Lance Stephenson | G | 6-5 | 210 | Fr. | Brooklyn, N.Y. | 11/11 | 12.5 | 5.0 | 2.9 | 29.3 |
| 34 | Yancy Gates | F | 6-9 | 260 | So. | Cincinnati, Ohio | 11/7 | 11.1 | 6.6 | 0.6 | 25.4 |
| Off the Bench | | | | | | | | | | | |
| 2 | Eddie Tyree \$ | G | 5-10 | 175 | Jr. | Canal Winchester, Ohio | 2/0 | 1.0 | 0.0 | 0.0 | 2.0 |
| 3 | Dion Dixon | G | 6-3 | 195 | So. | Chicago, Ill. | 11/1 | 8.5 | 3.0 | 1.3 | 21.1 |
| 10 | Alex Eppenstein | G | 6-3 | 210 | Fr. | Cincinnati, Ohio | 3/0 | 0.0 | 0.0 | 0.7 | 2.7 |
| 11 | Larry Davis | G | 6-3 | 195 | Jr. | Houston, Texas | 10/2 | 4.5 | 2.0 | 0.5 | 15.4 |
| 15 | Darnell Wilks | F | 6-7 | 205 | Jr. | Nashville, Tenn. | 11/0 | 3.5 | 1.8 | 0.3 | 9.0 |
| 30 | Anthony McClain | C | 7-0 | 255 | Jr. | Trenton, N.J. | 5/0 | 0.4 | 1.6 | 0.0 | 5.2 |
| 32 | Ibrahima Thomas ! | F | 6-11 | 238 | Jr. | Dakar, Senegal | 4/2 | 5.8 | 2.8 | 0.3 | 11.0 |
| 42 | Steve Toyloy | C | 6-8 | 255 | Sr. | West Palm Beach, Fla. | 11/6 | 4.2 | 4.5 | 0.5 | 17.6 |
| 44 | Jaquon Parker | G | 6-3 | 210 | Fr. | Suffolk, Va. | 10/1 | 3.0 | 2.6 | 0.9 | 9.8 |

! - Transfer from Oklahoma State and was eligible following completion of fall quarter; \$ - Sat out 2008-09 after transferring; ^ - Sat out 2008-09 season with injury.

THE FAST BREAK

THE MATCH-UP

After starting the season 8-3 in non-conference games, the Cincinnati Bearcats (8-3, 0-0 BIG EAST) open their fifth season in the BIG EAST Conference with a home game in Fifth Third Arena vs. No. 10/10 Connecticut (9-2, 0-0 BIG EAST) at 7 p.m. The game will be broadcast nationally on ESPN2 with Terry Gannon (pxp), Fran Fraschilla (analyst), Doris Burke (analyst) handling the call. Dan Hoard (pxp) and Chuck Machock (analyst) will call the game on 700 WLW. Cincinnati is riding a two-game winning streak heading into the contest, while the Huskies are playing their first official road game of the season (eight home games, three neutral site).

THE SERIES

This game will be the sixth meeting between Cincinnati and Connecticut and the fifth as members of the BIG EAST Conference and the Huskies are 5-0 all-time. The two first met in the second round of the 1995 NCAA West Regional in Salt Lake City with UConn winning, 96-91. Last season, Connecticut won the only match-up, 82-71, in Fifth Third Arena on Jan. 10, 2009 as A.J. Price scored 22 for the Huskies and UC's Deonta Vaughn posted 19 points and six assists.

SCOUTING THE HUSKIES

- Connecticut is 9-2 overall heading into Cincinnati with a three-game winning streak. The wins have come against Central Florida (60-51), Maine (71-54), and Iona (93-74).
- The game at Cincinnati will be the Huskies first road game of the season after playing eight games at home and three at neutral sites.
- UConn is ranked ninth overall in the BIG EAST averaging 74.9 points per game with four players averaging in double figures.
- Senior guard Jerome Dyson leads the team and is third in the BIG EAST with a 19.8 points per game average, followed by senior forward Stanley Robinson (17.0 ppg), sophomore guard Kemba Walker (13.3 ppg), and senior forward Gavin Edwards (10.8 ppg).
- The Huskies are a team built around defense and rebounding, ranking first in the BIG EAST in field goal percentage defense (.364) and fifth in rebounding offense (41.2 rpg).
- UConn allows its opponents 63.5 points per game, which ranks ninth overall in the league.
- Freshman forward/center Alex Oriakhi and Robinson lead the Huskies on the glass with 8.5 and 7.4 rebounds per game, respectively.
- Walker leads the conference in assists with 6.4 per game, more than half an assist higher than Eugene Harvey of Seton Hall who is in second (5.82 apg).
- Despite only having scored 46 3-pointers this season, the Huskies are fifth in the league converting 37.1 percent from behind the arc.
- Going into last week, UConn was ranked first in the nation in blocked shots. They post 10.3 blocks per game, led by Gavin Edwards at 3.6 bpg.

DEC. 22 - WINTHROP GAME NOTES

- Cincinnati defeated Winthrop, 74-57, to improve to 2-0 all-time against the Eagles.
- UC shot 51.0 percent from the field compared 37.5 percent for Winthrop. UC has now shot over 50 percent from the field in the past two games, marking the first time since Feb. 11 and Feb. 14, 2009, the Bearcats shot better than 50 percent from the field – St. John's (64.8 percent - Feb. 11, 2009), and against Pittsburgh (51.9 percent - Feb. 14, 2009).
- The Bearcats outrebounded the Eagles, 40-28, and moved to 8-1 on the season when outrebounding their opponent.
- After shooting 1-of-10 from three in the first half, UC hit 5-of-9 treys in the second half to finish 6-of-19 (31.6 percent) from behind-the-arc.
- Just as the Eagles cut the Bearcats lead to nine points, 58-49, with 7:43 to play, UC used a 9-0 run over the next 2:45 stretch to take 67-49 lead with 3:44 to play. Eight of the nine Cincinnati points were scored by senior Deonta Vaughn (two 3-pointers, two free throws).
- Cincinnati shot 50 percent (15-of-30) from the field in the opening half and took a 39-23 lead into halftime.
- The Bearcats made an effort to work the ball inside in the first half as 30 of UC's 39 first-half points were scored by frontcourt players.
- An 18-3 run from the 12:57 to the 6:47 mark of the first half widened Cincinnati's lead to 30-14.
- Sophomore Yancy Gates scored 10 of his 14 first-half points from the 14:22 mark to the 9:45 mark of the first half. Gates finished with a game-high 16 points and added seven rebounds.
- Three second-half 3-point field goals by senior guard Deonta Vaughn moved him past Steve Logan and tied

TEAM COMPARISONS

CINCINNATI (8-3; 0-0 BIG EAST)

| Team Statistics | UC | OPP |
|-----------------|------|------|
| Points/Game | 72.1 | 61.6 |
| Field Goal Pct. | .438 | .374 |
| 3-Pt. Pct. | .279 | .304 |
| Free Throw Pct. | .611 | .667 |
| Rebounds/Game | 42.8 | 33.9 |
| Assists/Game | 15.3 | 10.7 |
| Turnovers/Game | 14.2 | 14.0 |
| Steals/Game | 6.6 | 6.9 |

INDIVIDUAL LEADERS

| SCORING | Gm. | Pts. | PPG |
|------------------|-----|------|------|
| Lance Stephenson | 11 | 138 | 12.5 |
| Yancy Gates | 11 | 122 | 11.1 |
| Deonta Vaughn | 11 | 108 | 9.8 |
| Dion Dixon | 11 | 93 | 8.5 |
| Rashad Bishop | 11 | 88 | 8.0 |

| REBOUNDS | Gm. | Reb. | RPG |
|---------------|-----|------|-----|
| Yancy Gates | 11 | 73 | 6.6 |
| Rashad Bishop | 11 | 61 | 5.5 |

| ASSISTS | Gm. | Asst. | APG |
|------------------|-----|-------|-----|
| Deonta Vaughn | 11 | 44 | 4.0 |
| Lance Stephenson | 11 | 32 | 2.9 |

CONNECTICUT (9-3; 0-0 BIG EAST)

| Team Statistics | UConn | OPP |
|-----------------|-------|------|
| Points/Game | 74.9 | 63.5 |
| Field Goal Pct. | .468 | .364 |
| 3-Pt. Pct. | .371 | .311 |
| Free Throw Pct. | .667 | .728 |
| Rebounds/Game | 41.2 | 36.5 |
| Assists/Game | 16.2 | 11.9 |
| Turnovers/Game | 13.6 | 13.2 |
| Steals/Game | 7.1 | 7.0 |

INDIVIDUAL LEADERS

| SCORING | Gm. | Pts. | PPG |
|------------------|-----|------|------|
| Jerome Dyson | 11 | 218 | 19.8 |
| Stanley Robinson | 11 | 187 | 17.0 |
| Kemba Walker | 11 | 146 | 13.3 |
| Gavin Edwards | 11 | 119 | 10.8 |
| Alex Oriakhi | 11 | 60 | 5.5 |

| REBOUNDS | Gm. | Reb. | RPG |
|------------------|-----|------|-----|
| Alex Oriakhi | 11 | 93 | 8.5 |
| Stanley Robinson | 11 | 81 | 7.4 |

| ASSISTS | Gm. | Asst. | APG |
|--------------|-----|-------|-----|
| Kemba Walker | 11 | 70 | 6.4 |
| Jerome Dyson | 11 | 52 | 4.7 |



NCAA TEAM RANKINGS (through Dec. 20, 2009)

| Category | UC | UConn |
|----------------------|-----|-------|
| Scoring Offense | 136 | 120 |
| Scoring Defense | 66 | 79 |
| Scoring Margin | 69 | 68 |
| Field Goal Pct. | 198 | 85 |
| Field Goal Pct. Def. | 21 | 11 |
| 3-Point FG/Game | 179 | 323 |
| 3-Point FG Pct. | 262 | — |
| 3-Point FG Pct. Def. | 72 | 104 |
| Free Throw Pct. | 318 | 185 |
| Rebounding Margin | 18 | 87 |
| Assists/Game | 82 | 64 |
| Blocked Shots/Game | 100 | 1 |
| Steals/Game | 222 | 177 |
| Turnovers/Game | 133 | 156 |
| Personal Fouls/Game | 117 | 15 |



2009-10 QUICK FACTS

| | |
|------------------------|-------------------------|
| Location | Cincinnati, OH 45221 |
| Founded | 1819 |
| Enrollment | 39,667 |
| Affiliation | NCAA Division I |
| Conference | BIG EAST |
| Nickname | Bearcats |
| Colors | Red & Black |
| Arena | Fifth Third Arena |
| Capacity | 13,176 |
| President | Dr. Gregory H. Williams |
| Alma Mater, Year | Ball State, 1966 |
| Athletics Director | Mike Thomas |
| Alma Mater, Year | Colorado State, 1983 |
| Faculty Representative | Dr. Fritz Russ |

HISTORY

| | |
|---------------------------------|---|
| First Year of Basketball | 1901-02 |
| All-time Record | 1,570-923 (.630)/2,493 games |
| NCAA appearances/last | 24/2005 |
| All-time Record | 40-23 (.635) |
| Postseason NIT appearances/last | 9/2006 |
| Last Postseason Opponent | Bradley |
| | (College Basketball Invitational, 2008) |
| Result | at Bradley 70, UC 67 (1st Round) |

2008-09 TEAM INFORMATION

| | |
|------------------------|-----------------------------|
| Overall Record | 18-14 |
| BIG EAST Record/Finish | 8-10 (1-9th) |
| Leading Scorer | Deonta Vaughn, G (15.3 ppg) |
| Leading Rebounder | Yancy Gates, F (6.1 rpg) |
| Leading Assists | Deonta Vaughn, G (4.7 apg) |

2009-10 TEAM INFORMATION

| | |
|---------------------------------|------|
| Starters Returning/Lost | 4/1 |
| Letterwinners Returning/Lost | 8/3 |
| Percent of scoring returning | .768 |
| Percent of rebounding returning | .676 |

COACHING STAFF

| | |
|--------------------------------|--|
| Head Coach | Mick Cronin (Cincinnati '97) |
| Record at UC/Years | 50-55/4 years |
| Career Record/Years | 119-79/7 years |
| Basketball Office Phone | (513) 556-5847 |
| Best time to reach coach | Weekday mornings |
| Associate Head Coach | Larry Davis (Asbury '78) |
| Assistant Coach | George Jackson (Wittenberg '79) |
| Assistant Coach | Tony Stubblefield (Nebraska-Omaha '95) |
| Dir. of Operations | Chris Goggin (Toledo '98) |
| Dir. of Student-Athlete Devel. | Chris Shumate (Murray State '04) |
| Athletics Trainer | David Fluker (Wilmington '86) |
| Strength Coach | Dave Andrews (Ohio State '04) |
| Administrative Assistant | Winona Shaw-Gunn |

BREAKING DOWN THE RECORD

► Below are the records and streaks for Cincinnati

| | 2009-10 | STREAK | CRONIN |
|---------------|---------|--------|--------|
| Overall | 8-3 | W2 | 119-79 |
| Home | 6-0 | W6 | 78-26 |
| Road/Neut. | 2-3 | L3 | 41-53 |
| BIG EAST | — | L3 | 18-34 |
| BIG EAST Home | — | L1 | 12-14 |
| BIG EAST Road | — | L3 | 6-20 |

SERIES VS. CONNECTICUT

| | |
|-------------------------------|--------------------------------|
| Series Record | UConn leads 5-0 |
| At Cincinnati | UConn leads 2-0 |
| At Storrs | UConn leads 2-0 |
| At Neutral | UConn leads 1-0 |
| Current Streak | Connecticut — 5 |
| Most UC Points | 91 (96-91) in 1995 |
| Most Connecticut Points | 96, twice (last 96-51) in 2008 |
| Combined Points | 187 (UConn, 96-91) in 1995 |
| Biggest UC win | — |
| Biggest Connecticut win | 45 (96-51) in 2008 |

Series Game-by-Game

| Date | Site | Score | Winner |
|---------------|----------|-------------|--------|
| 3/18/95 | N | 96-91 | UConn |
| 1/9/06 | A | 70-59 | UConn |
| 1/23/08 | SC | 84-83 | UConn |
| 3/9/08 | A | 96-51 | UConn |
| 1/10/09 | SC | 82-71 | UConn |

THE LAST MEETING VS. CONNECTICUT

| | | |
|--------------------|--------------------------------------|-----------|
| Game No. 16 | No. 5/5 Connecticut | 81 |
| | Cincinnati | 72 |
| Jan. 10, 2009 | Fifth Third Arena • Cincinnati, Ohio | |

Final: Connecticut used a run midway through the second half to take their lead from three to 12 and knocked off UC, 81-72.

Defining Moment: After the Bearcats cut the UConn lead to three, 55-52, with 10:18 remaining, UConn went on a 13-4 run over the next 4:04 to take a 12-point lead, 68-56.

Key Stats: UC allowed the Huskies to shoot over 50 percent from the field (.580) and from behind the 3-point line (.533).

Performance Leaders: Mike Williams - 14 points, 7 rebounds, career-high 5 assists; Deonta Vaughn - 19 points, 6 assists; Yancy Gates - 12 points, 9 rebounds.

| CONNECTICUT | min | fg-a | 3fg-a | ft-a | reb | ast | to | bk | st | pf | pts |
|---------------------|-----|-------|-------|-------|-----|-----|----|----|----|----|-----|
| Jeff Adrien, f | 38 | 5-8 | 0-0 | 3-5 | 12 | 3 | 1 | 0 | 0 | 1 | 13 |
| Stanley Robinson, f | 16 | 3-5 | 0-0 | 0-0 | 1 | 0 | 2 | 0 | 1 | 2 | 6 |
| Hasheem Thabeet, c | 29 | 4-5 | 0-0 | 0-2 | 3 | 0 | 1 | 2 | 0 | 2 | 8 |
| Jerome Dyson, g | 36 | 3-7 | 1-2 | 5-7 | 6 | 5 | 2 | 0 | 2 | 0 | 12 |
| A.J. Price, g | 34 | 8-12 | 5-8 | 1-2 | 2 | 5 | 2 | 0 | 1 | 1 | 22 |
| Kemba Walker | 18 | 2-6 | 0-2 | 3-5 | 3 | 5 | 2 | 0 | 1 | 1 | 7 |
| Craig Austrie | 16 | 3-5 | 2-3 | 3-4 | 1 | 0 | 0 | 0 | 0 | 0 | 11 |
| Jonathan Mandel | 5 | 0-0 | 0-0 | 0-0 | 1 | 0 | 0 | 0 | 0 | 1 | 0 |
| Gavin Edwards | 8 | 1-2 | 0-0 | 0-0 | 0 | 0 | 0 | 0 | 0 | 2 | 2 |
| Team | | | | | 2 | | | | | | |
| Totals | 200 | 29-50 | 8-15 | 15-25 | 31 | 18 | 10 | 2 | 5 | 10 | 81 |
| | | .580 | .533 | .600 | | | | | | | |

| CINCINNATI | min | fg-a | 3fg-a | ft-a | reb | ast | to | bk | st | pf | pts |
|------------------|-----|-------|-------|------|-----|-----|----|----|----|----|-----|
| Mike Williams, f | 36 | 6-13 | 0-0 | 2-2 | 7 | 5 | 1 | 1 | 0 | 3 | 14 |
| Rashad Bishop, f | 38 | 4-7 | 1-2 | 0-0 | 4 | 4 | 0 | 0 | 1 | 0 | 9 |
| Yancy Gates, f | 30 | 4-14 | 0-1 | 4-4 | 9 | 0 | 0 | 0 | 1 | 2 | 12 |
| Deonta Vaughn, g | 39 | 8-15 | 2-5 | 1-2 | 1 | 6 | 4 | 0 | 1 | 4 | 19 |
| Larry Davis, g | 19 | 2-2 | 2-2 | 0-0 | 0 | 1 | 0 | 0 | 0 | 2 | 6 |
| Dion Dixon | 21 | 3-6 | 1-2 | 0-0 | 2 | 0 | 1 | 2 | 1 | 5 | 7 |
| Darnell Wilks | +0 | 0-0 | 0-0 | 0-0 | 0 | 0 | 0 | 0 | 0 | 0 | 0 |
| Alvin Mitchell | 5 | 1-3 | 1-3 | 0-0 | 1 | 0 | 1 | 0 | 0 | 0 | 3 |
| Anthony McClain | 3 | 1-1 | 0-0 | 0-0 | 0 | 0 | 0 | 0 | 1 | 0 | 2 |
| Steve Toyloy | 9 | 0-0 | 0-0 | 0-0 | 1 | 0 | 0 | 0 | 0 | 3 | 0 |
| Team | | | | | 1 | | | | | | |
| Totals | 200 | 29-61 | 7-15 | 7-8 | 26 | 15 | 8 | 4 | 4 | 19 | 72 |
| | | .475 | .467 | .875 | | | | | | | |

Halftime: Connecticut 38, Cincinnati 34. Dead Ball Rebounds: Connecticut 4, Cincinnati 3. Technical: Connecticut - None, Cincinnati - None. Officials: John Cahill, Ray Perone, Doug Simmons. Attendance: 9,029.

him with LaZelle Durden for third place on UC's career 3-point made field goals chart. Vaughn has made 260 three's in his career and it marked the first time in the past four games that he has connected on multiple 3-pointers in a game.

- Vaughn finished with 11 points, tying Darnell Burton for 10th on UC's career scoring list with 1,584 points.
- Junior Ibrahima Thomas scored 11 points, his second double-figure scoring game of the season. It also is the first time in his career that he has had consecutive double-figure scoring efforts.
- Junior Rashad Bishop tied his season high with eight rebounds.

FIFTH THIRD ADVANTAGE

- The Bearcats are 272-55 (.832) in games at Fifth Third Arena since the building opened in 1989-90.
- Under Mick Cronin, UC is 36-21 in Fifth Third (.632).
- UC is 6-0 at home and 5-0 in Fifth Third Arena this season. The Miami (OH) game is considered a home game despite being played at U.S. Bank Arena.
- The Bearcats are averaging 81.8 points per game in Fifth Third Arena led by Rashad Bishop's 11.8 points per game.
- Bishop's 11.8 ppg at home is seven points higher than his road average of 4.8 ppg.

UC VS. RANKED OPPONENTS

- Cincinnati is 113-168 (.402) all-time vs. opponents ranked in the *Associated Press* Top 25, including a 22-20 (.524) record in Fifth Third Arena.
- UC is 2-0 vs. teams ranked in both the AP and ESPN/*USA Today* Coaches Poll this season after knocking off No. 24/24 Vanderbilt and No. 21/22 Maryland in the first and second rounds of the 2009 EA Sports Maui Invitational, respectively.
- The wins vs. Vanderbilt and Maryland marked the first time since the 1999-00 season that Cincinnati defeated ranked opponents in consecutive games. That year, UC defeated No. 25 Gonzaga 75-68 on Dec. 4, 1999, before defeating No. 7 North Carolina 77-68 on Dec. 8, 1999.
- UC is 5-16 vs. ranked opponents under Cronin.
- The Bearcats are 7-5 vs. team's ranked No. 10 in the AP rankings, including a 66-61 overtime win over Louisville on Feb. 21, 2004 in its last victory over a top 10 team.

TALE OF THE TAPE — LAST FIVE GAMES

- In the Bearcats last five games, freshman guard Lance Stephenson leads the team in scoring averaging 14.8 points per game. During the stretch, he has scored in double figures three times, including a season-high 22 points vs. Xavier on Dec. 13.
- The UC defense is limiting opponents to 63.0 points per game on 37.5 percent shooting (114-of-304) from the field.
- Cincinnati shooting 42.5 percent (128-of-301) from the field during the stretch, but that number climbs to 51.3 percent if you remove the Bearcats 26.2 percent (26-of-

102) shooting from behind the arc.

- The Bearcats, who are one of the nation's top teams in terms of rebounding margin (+8.9 rpg), are pulling down 40.8 boards a contest during the last five games. They are allowing opponents 36.6 rebounds per game during this latest stretch for a +4.2 margin.
- Despite the team's 40.2 rebounds per game in the last five, no UC player is averaging more than Deonta Vaughn's 5.2 rebounds per game. Nine players are averaging two or more rebounds per game.
- Senior guard Deonta Vaughn was three for his last 23 3-point attempts (13 percent) before knocking down all three of his attempts vs. Winthrop. He is now 6-for-26 (.231) from three in his last five games.

UC VS. NON-CONFERENCE OPPONENTS

- Since Mick Cronin took over the program in 2006-07, Cincinnati is 32-18 (.640) vs. non-conference opponents, including a record of 27-6 (.818) at home.
- UC has won 14 of its last 16 non-conference games at home with the losses coming vs. Xavier and Memphis the last two seasons. During the stretch, the Bearcats have outscored their opponents by an average margin of 18.9 points per game in the 14 wins.

Mick Cronin vs. Non-Conference Opponents

| Year | Home | Away | Neutral | Total |
|---------------|-------------|------------|------------|--------------|
| 2006-07 | 8-2 | 0-1 | 1-2 | 9-5 |
| 2007-08 | 5-3 | 0-4 | — | 5-7 |
| 2008-09 | 8-1 | 1-1 | 1-1 | 10-3 |
| 2009-10 | 6-0 | 0-2 | 2-1 | 8-3 |
| Totals | 27-6 | 1-8 | 4-4 | 32-18 |

DEFENSIVE STOPPERS ...

- One of the major reasons for Cincinnati's success in the early part of the season has been its defense, which has held its opponents to 61.6 points per game.
- Nine of UC's 11 opponents this season have scored 64 points or less. Despite giving up 83 points to Xavier, Cincinnati limited XU to 61 points in regulation.
- Opponents are shooting 37.4 percent (236-of-631) vs. UC.
- Even in UC's three losses, UC's defense has been solid holding its opponents to 41.1 percent shooting overall and 27.8 percent from 3-point range.
- The Bearcats rank 17th in field-goal percentage defense and 58th in the nation in scoring defense.
- In the three games during the EA Sports Maui Invitational, UC held each opponents' top scorer coming into the game below their season average:

| Opponent | Player | Avg.* Pts. vs. UC |
|------------|------------------|-------------------|
| Vanderbilt | Jeffery Taylor | 19.5 11 |
| Maryland | Sean Mosley | 15.0 9 |
| | Landon Milbourne | 15.0 7 |

INSIDE THE POLLS

Associated Press Poll

Dec. 28, 2009

| No. | Team (First Place) | Record | Votes |
|-----|--------------------|--------|-------|
| 1. | Kansas (52) | 11-0 | 1,607 |
| 2. | Texas (11) | 11-0 | 1,556 |
| 3. | Kentucky (1) | 13-0 | 1,476 |
| 4. | Purdue | 11-0 | 1,407 |
| 5. | Syracuse (1) | 12-0 | 1,398 |
| 6. | West Virginia | 10-0 | 1,309 |
| 7. | Duke | 9-1 | 1,241 |
| 8. | Villanova | 11-1 | 1,177 |
| 9. | North Carolina | 9-3 | 1,033 |
| 10. | Connecticut | 9-2 | 1,002 |
| 11. | Michigan State | 9-3 | 910 |
| 12. | Kansas State | 11-1 | 892 |
| 13. | Georgetown | 9-1 | 813 |
| 14. | Tennessee | 9-2 | 664 |
| 15. | Ohio State | 10-2 | 605 |
| 16. | Mississippi | 10-2 | 544 |
| 17. | Washington | 9-2 | 490 |
| 18. | Temple | 9-2 | 403 |
| 19. | New Mexico | 12-1 | 352 |
| 20. | Texas Tech | 10-1 | 334 |
| 21. | Clemson | 11-2 | 300 |
| 22. | Florida State | 11-2 | 252 |
| 23. | Wisconsin | 10-2 | 180 |
| 24. | UAB | 11-1 | 178 |
| 25. | Northwestern | 10-1 | 144 |

Others Receiving Votes

Gonzaga 129, Georgia Tech 102, Dayton 94, Texas A&M 91, Florida 76, Miami (FL) 60, Brigham Young 55, Oklahoma State 37, Wichita State 35, USC 27, UNLV 26, Butler 19, Memphis 16, Mississippi State 13, Wake Forest 12, St. John's 10, Virginia Tech 7, California 7, Cincinnati 7, Baylor 7, Cornell 5, Missouri State 5, Northern Iowa 5, Rhode Island 5, William & Mary 5, Seton Hall 2, Army 1.

ESPN/USA Today Coaches' Poll

Dec. 28, 2009

| No. | Team | Record | Votes |
|-----|----------------|--------|-------|
| 1. | Kansas (28) | 11-0 | 772 |
| 2. | Texas (3) | 11-0 | 743 |
| 3. | Kentucky | 13-0 | 702 |
| 4. | Purdue | 11-0 | 677 |
| 5. | Syracuse | 12-0 | 657 |
| 6. | West Virginia | 10-0 | 630 |
| 7. | Duke | 9-1 | 585 |
| 8. | Villanova | 11-1 | 553 |
| 9. | North Carolina | 9-3 | 489 |
| 10. | Connecticut | 9-2 | 471 |
| 11. | Michigan State | 9-3 | 436 |
| 12. | Kansas State | 11-1 | 409 |
| 13. | Georgetown | 9-1 | 407 |
| 14. | Tennessee | 9-2 | 313 |
| 15. | Ohio State | 10-2 | 290 |
| 16. | Washington | 9-2 | 274 |
| 17. | New Mexico | 12-1 | 241 |
| 18. | Clemson | 11-2 | 192 |
| 19. | Temple | 9-2 | 164 |
| 20. | Georgia Tech | 9-2 | 140 |
| 21. | Mississippi | 10-2 | 137 |
| 22. | Gonzaga | 8-3 | 96 |
| 23. | Butler | 8-4 | 85 |
| 24. | Texas Tech | 10-1 | 68 |
| 25. | Florida State | 11-2 | 67 |

Others Receiving Votes

Florida 60, UNLV 51, Wisconsin 49, Brigham Young 49, Northwestern 43, UAB 33, Dayton 25, Oklahoma State 22, Texas A&M 16, William & Mary 13, USC 12, Saint Mary's 12, Illinois 12, Cincinnati 11, Washington State 11, Wake Forest 8, Cornell 8, Northern Iowa 8, Richmond 6, St. John's 6, California 5, Louisville 5, Old Dominion 4, Arizona State 2, Charlotte 2, Virginia Tech 2, Wichita State 1, Minnesota 1.

Gonzaga Matt Bouldin 18.2 6

* - Average points heading into game vs. UC.

... AND REBOUNTING FIENDS

- Besides defense, the other main characteristic of UC basketball over the last 20 years has been rebounding.
- The Bearcats are ranked 12th in the nation in rebounding margin at +8.9 per game.
- Cincinnati is pulling down 42.8 boards per game, while limiting opponents to 33.9 rebounds.
- Five times this season UC has posted 45 or more rebounds in a game (Prairie View A&M - 47, Vanderbilt - 53, Maryland - 47, Texas Southern - 47, Xavier - 52).
- On the offensive glass, UC is 31st in the nation, posting 14.6 offensive rebounds per game.
- Sophomore Yancy Gates has posted double-digit rebounds three times this season and UC is undefeated in those games (Prairie View A&M, Vanderbilt, Maryland).
- Dion Dixon and Lance Stephenson have Cincinnati's other two double-figure rebounding performances.

SLOW STARTS

- Over the last three games against Winthrop, Lipscomb and UAB, the Bearcats have gotten off to slow starts offensively.
- During the first 10 minutes of the opening half of the Lipscomb and UAB games, sophomore Dion Dixon has single-handedly kept UC in the game during its struggles. In that time frame, Dixon has gone 5-of-7 from the field and combined to score 13 points. While Dixon has thrived, the rest of the Bearcats have combined to shoot 2-of-17 from the floor scoring four points.

- Yancy Gates was the go-to player in the first half of the Winthrop game, posting 14 of his game-high 16 points.

DEEP THREAT

- Coming into the season, junior Rashad Bishop had a career three-point shooting percentage of 27.9 percent.
- While UC has struggled from behind-the-arc to start the season (27.9 percent), Bishop has thrived from long range this season.
- Bishop has made a 3-pointer in seven of 11 games this season and is shooting 37.5 percent (9-of-24) from three, ranking second on the team.
- Against Lipscomb on Dec. 19, Bishop went 5-for-5 from the field, including a career-best 3-of-3 from 3-point range.

UC'S SIXTH MAN

- After providing UC with a key cog off the bench the first five games of the season, sophomore Dion Dixon earned his first start of the year and the sixth of his career vs. Texas Southern. It was his first start since Dec. 29, 2008 against Memphis. Dixon finished with a season-high 13 points.
- As the Bearcats "sixth man," Dixon averages 8.5 points, 3.0 rebounds and 1.4 assist per contest.
- He posted his first double-double of the year coming off the bench vs. No. 24/24 Vanderbilt in the opening round of the Maui Invitational with 12 points, 10 rebounds, and an assist as Cincinnati knocked off the Commodores, 67-58.
- Dixon notched his third double-figure scoring performance at UAB with 13 points. He was the only Bearcat in double-figures vs. the Blazers.

2009-10 BIG EAST STANDINGS

| Team | BIG EAST | | | | | | All Games | | | | | |
|---------------|----------|-------|------|------|------|--|-----------|-------|------|------|-------|------|
| | Record | Pct. | Home | Away | Stk. | | Record | Pct. | Home | Away | Neut. | Stk. |
| West Virginia | 1-0 | 1.000 | 0-0 | 1-0 | W1 | | 10-0 | 1.000 | 5-0 | 5-0 | 0-0 | W10 |
| Pittsburgh | 1-0 | 1.000 | 1-0 | 0-0 | W1 | | 11-2 | .846 | 9-0 | 2-2 | 0-0 | W4 |
| Syracuse | 0-0 | .000 | 0-0 | 0-0 | - | | 12-0 | 1.000 | 9-0 | 3-0 | 0-0 | W12 |
| Villanova | 0-0 | .000 | 0-0 | 0-0 | - | | 11-1 | .917 | 5-0 | 6-1 | 0-0 | W2 |
| Georgetown | 0-0 | .000 | 0-0 | 0-0 | - | | 9-1 | .900 | 5-1 | 3-0 | 1-0 | W1 |
| Notre Dame | 0-0 | .000 | 0-0 | 0-0 | - | | 11-2 | .846 | 10-1 | 1-1 | 0-0 | W2 |
| St. John's | 0-0 | .000 | 0-0 | 0-0 | - | | 10-2 | .833 | 7-0 | 3-1 | 0-1 | W1 |
| USF | 0-0 | .000 | 0-0 | 0-0 | - | | 10-2 | .833 | 5-1 | 5-1 | 0-0 | W3 |
| Connecticut | 0-0 | .000 | 0-0 | 0-0 | - | | 9-2 | .818 | 8-0 | 1-2 | 0-0 | W3 |
| Louisville | 0-0 | .000 | 0-0 | 0-0 | - | | 9-3 | .750 | 8-2 | 1-1 | 0-0 | W4 |
| Marquette | 0-0 | .000 | 0-0 | 0-0 | - | | 9-3 | .750 | 7-1 | 2-2 | 0-0 | W2 |
| Rutgers | 0-0 | .000 | 0-0 | 0-0 | - | | 9-3 | .750 | 8-1 | 1-2 | 0-0 | L1 |
| Cincinnati | 0-0 | .000 | 0-0 | 0-0 | - | | 8-3 | .727 | 6-0 | 1-3 | 1-0 | W2 |
| Providence | 0-0 | .000 | 0-0 | 0-0 | - | | 8-4 | .667 | 6-2 | 2-2 | 0-0 | W1 |
| Seton Hall | 0-1 | .000 | 0-1 | 0-0 | L1 | | 9-2 | .818 | 7-2 | 2-0 | 0-0 | L1 |
| DePaul | 0-1 | .000 | 0-0 | 0-1 | L1 | | 7-6 | .538 | 5-1 | 2-5 | 0-0 | L2 |

through games on Dec. 28, 2009

MEDIA INFORMATION

UC SPORTS COMMUNICATIONS

Richard E. Lindner Center, Suite 860
2751 O'Varsity Way
Cincinnati, OH 45221-0021
Phone: 513-556-5191
Fax: 513-556-0619

Mike Harris..... Assistant AD/MBK Contact
(513) 240-8884..... michael.harris@uc.edu

John Berry..... Assistant Director/Secondary MBK
(513) 556-0618..... john.berry@uc.edu

Lara Thornton..... Associate Director
(513) 295-4520..... lara.thornton@uc.edu

Ryan Koslen Associate Director
(513) 497-3132..... ryan.koslen@uc.edu

Jeremy Martin..... Assistant Director
(513) 556-5191..... jeremy.martin@uc.edu

IMG/CINCINNATI RADIO NETWORK

- Cincinnati men's basketball can be heard in 38 states and in a third of Canada, thanks to its 15-year partnership with ClearChannel and its signature station 700 WLW, which is based in Cincinnati.
- 700 WLW provides in-depth coverage, live play-by-play, and postgame reaction from head coach Mick Cronin. The broadcasts also include a 30-minute pregame show.
- **Dan Hoard:** Play-by-Play; **Chuck Machock:** Color Analyst; **Mo Egger:** Host/Engineer

THE MICK CRONIN RADIO SHOW

- Starting Wednesday, Dec. 2, head coach Mick Cronin will begin his weekly radio show on 700 WLW.
- The show airs weekly mostly on Monday nights from 8-9 p.m. from the original Montgomery Inn on Montgomery Road.
- Coach Cronin is joined weekly by the Voice of the Bearcats, Dan Hoard, color analyst, Chuck Machock, and 1530 HOMER radio show host, Mo Egger. The hour-long call-in show provides in-depth analysis of Bearcats basketball.

BEARCATS SPORTS WEEKLY WITH MICK CRONIN

- Bearcats Sports Weekly with Mick Cronin, a weekly magazine-formatted show on the University of Cincinnati basketball program begins this season on FS Ohio. The first show airs Thursday, Dec. 17 at 6 p.m.
- The half-hour show, hosted by UC's Tom Gelehrter, will feature UC head basketball coach Mick Cronin and selected players weekly throughout the season.
- The program will be replayed on FS Ohio and Fox College Sports throughout the year.



- Dixon followed the UAB game with a 15-point scoring effort against Lipscomb and 13 of those points came in the first half. He is averaging 9.8 points per game in UC's last five games.
- Now in his fourth year, Coach Cronin has developed a bench that has nine players averaging 10 minutes or more a game and two more averaging 9.0 or more.
- UC is outscoring its opponents bench 30.4-13.5 per night (334-148).

HIS TIME HAS COME

- After transferring to UC following the first quarter last year and sitting out the first seven games this season, junior forward Ibrahima (ib-bruh-HEE-muh) Thomas made his debut in a Bearcats uniform at Xavier in the Crosstown Shootout.
- Thomas scored two points, grabbed two rebounds, and blocked a shot in seven minutes of action vs. the Musketeers.
- Thomas made his first start as a Bearcat against Lipscomb on Dec. 19 and recorded his first double-digit scoring effort with 10 points and added six boards.
- Thomas followed up Lipscomb with 11 points vs. Winthrop. It is the first time in his career that he has had consecutive double-figure scoring efforts.
- Thomas transferred to Cincinnati from Oklahoma State last season at the end of the fall quarter after starting seven games for the Cowboys and averaging 8.3 points and 3.9 rebounds. He also blocked eight shots.
- Thomas is a native of Dakar, Senegal.

VAUGHN IN SEARCH OF HISTORY

- Senior guard Deonta Vaughn has started all four years at Cincinnati for head coach Mick Cronin where he has twice been named all-BIG EAST Conference (1st team in 2007-08; 3rd team in 2008-09) and led the team in points and assists all three years.
- In UC's game vs. Toledo he became the 12th player in school history to score 1,500 points in his career and the fifth to post 400 or more career assists. Only Oscar Robertson, Steve Logan, and now Deonta Vaughn have scored 1,500 points and dished out 400 assists in their career in Clifton.
- Currently Vaughn is climbing several career lists at UC and needs:
 - Two 3-pointers to tie Field Williams (2000-04) for second on the career 3-point field goals made list.
 - One point to tie Lloyd Batts (1972-74) for ninth on the career scoring list with 1,585 points.
 - 14 points to tie Jack Twyman (1952-55) for eighth on the career scoring list with 1,598 points.
 - 24 assists to tie Steve Logan (1998-02) for second on the career assists list with 456.
 - Four starts to tie Steve Collier for fourth all-time in career starts with 104.
 - Four steals to tie Tarrance Gibson (1989-93) for fifth on the career steals list with 150.

- 43 minutes to tie Jason Maxiell (2001-05) for fifth in career minutes played with 3,563.

SAND, SUN, AND HOOPS

- After opening up with Prairie View A&M (Nov. 16) and Toledo (Nov. 18), the Bearcats made their first appearance in the EA Sports Maui Invitational hosted by Chaminade University on Nov. 23-25 at the Lahaina Civic Center.
- In the first two rounds, the Bearcats knocked off nationally-ranked opponents No. 24/24 Vanderbilt, 67-58, and No. 21/22 Maryland, 69-57, marking the first time since the 1999-00 season UC has beaten ranked opponents in back-to-back games.
- The wins propelled UC into the championship game of the Maui Invitational vs. Gonzaga. With UC leading by as many as 10 points midway through the second half, Gonzaga rallied and forced UC into overtime for the first time this season where the Bulldogs came away with a 61-59 victory.
- Sophomore forward Yancy Gates and senior guard Deonta Vaughn were named to the all-tournament team. Gates was the Bearcats top scorer and rebounder in the tournament, averaging 14.7 points and 10 rebounds per game. Vaughn averaged 10.7 points, 4.0 rebounds, and 4.3 assists.
- The Maui Invitational was Cincinnati's fifth trip to the Hawaiian Islands for an early-season tournament. They played in the 1975-76, 1989-90 and 1994-95 Rainbow Classics hosted by the University of Hawaii and won the 1999-00 Big Island Invitational tournament.
- UC now owns a record of 9-6 in the islands.

ALL-AROUND EFFORT

- The maturation of junior forward Rashad Bishop and his move to the four spot on the floor has given Coach Cronin many options, offensively and defensively.
- After averaging 5.4 points per game as both a freshman and sophomore, Bishop has become a solid scoring option for UC, posting 8.4 points per game.
- He scored a career-high 20 points vs. Toledo on Nov. 18 and has a combined 39 points in UC's last five games.
- With 13 points on a perfect 5-of-5 shooting from the floor against Lipscomb on Dec. 19, Bishop picked up his third double-figure scoring effort of the season, matching his double-figure scoring performances from 2008-09.
- Bishop has a keen sense for shot selection and is the Bearcats second best shooter, converting 53.7 percent of his shots (36-of-67).
- Bishop is also second on the team in rebounds (5.5) and is fourth in assists (1.8 apg).
- On defense, Bishop is considered the Bearcats top defender and typically draws the opponent's toughest assignment.

STEPHENSON PRESEASON ROOKIE OF THE YEAR

- Freshman Lance Stephenson, a 6-foot-5, 210-pound guard who was named the 2009 BIG EAST Conference Preseason Rookie of the Year, committed to the Bearcats on June 30 after a highly-decorated prep career at Lincoln High School (Brooklyn, N.Y.), where he averaged 28.9 points, 10.2 rebounds, and 3.9 assists to earn Class AA New York State Sports Writers Association (NYSSWA) Player of the Year honors his senior year.
- He graduated high school as the all-time leading scorer in the history of the state of New York with 2,946 points, passing fellow Lincoln High grad Sebastian Telfair, who was the 13th overall pick in the 2004 NBA Draft and now plays for the Minnesota Timberwolves.
- Stephenson made his college debut starting the season opener vs. Prairie View A&M. He scored seven points, pulling down four rebounds and dishing out two assists vs. the Panthers.
- Stephenson earned BIG EAST Rookie of the Week honors for the second time this season after leading the Bearcats in scoring against local foes Miami (OH) and Xavier. He scored 11 points in a 63-59 win over the RedHawks. In an 83-79 double-overtime loss at Xavier, Stephenson scored a collegiate-high 22 points and grabbed six boards.

BEARCATS INK TWO IN EARLY SIGNING PERIOD

- The University of Cincinnati men's basketball program has signed Justin Jackson (Jacksonville, Fla./Arlington Country Day) and Kelvin Gaines (Ocala, Fla./Arlington Country Day) to a National Letters of intent for the 2010-2011 season during the early signing period.
- Jackson is ranked No. 92 among the top ESPN 100 recruits and was the first player to sign during the early period with the Bearcats.
- Jackson, a 6-foot-8, 210-pound power forward with strong defensive and rebounding skills, starred last season for Montverde Academy and head coach Kevin Sutton where he posted 15.0 points, 12.3 rebounds, and 3.1 blocked shots per game as a junior. He was named to the Florida Association of Basketball Coaches (FABC) and Florida Sports Writer's Association (FSWA) State All-Independent team (for players not participating in district competition).
- Gaines, a 6-foot-10, 225 pound center, averaged 10.1 points, 9.9 rebounds and 6.2 blocks in 2008-09 playing for Jason Niblett at Heat Academy in Martinsville, Va. The Heat finished the season with a record of 50-8 and was ranked as high as No. 12 in the national prep school polls.
- This season, Gaines transferred to Arlington Country Day in Jacksonville, Fla., where he will team with fellow Bearcat signee Justin Jackson. The Indians were ranked No. 31 in country in ESPN's Preseason poll.

KILPATRICK TO REDSHIRT

- In his pregame radio interview prior to the season opener vs. Prairie View A&M, head coach Mick Cronin announced that he is planning to redshirt 6-foot-4, 215 pound, freshman guard Sean Kilpatrick (White Plains, N.Y./Notre Dame Prep).
- Kilpatrick averaged 28.4 points, 7.0 rebounds, and 6.0 assists over his four-year high school career at White Plains High School and finished as the school's all-time leading scorer.
- Three times he earned all-state, all-section, all-league and all-county honors.
- He played one season of prep ball at Notre Dame Prep for Ryan Hurd.

BEARCATS PICKED SEVENTH IN BIG EAST

- For the first time since joining the BIG EAST Conference in 2005-06, the University of Cincinnati was picked to finish in the upper division of the league in the preseason poll being selected to finish seventh by the coaches.
- The Bearcats also earned individual preseason honors as senior guard Deonta Vaughn earned first-team All-BIG EAST plaudits and freshman Lance Stephenson was named the league's Rookie of the Year.

2009-10 BIG EAST Preseason Coach's Poll

| Rk. | Team | Result |
|-----|-------------------|--------|
| 1. | Villanova (10) | 218 |
| 2. | West Virginia (5) | 215 |
| 3. | Connecticut (1) | 185 |
| 4. | Louisville | 179 |
| 5. | Georgetown | 161 |
| 6. | Syracuse | 152 |
| 7. | Cincinnati | 135 |
| 8. | Notre Dame | 132 |
| 9. | Pittsburgh | 119 |
| 10. | Seton Hall | 110 |
| 11. | St. John's | 82 |
| 12. | Marquette | 78 |
| 13. | Providence | 52 |
| 14. | USF | 44 |
| 15. | Rutgers | 43 |
| 16. | DePaul | 15 |

2009-10 BIG EAST Preseason Player of the Year

Luke Harangody, Notre Dame

2009-10 BIG EAST Preseason Rookie of the Year

Lance Stephenson, Cincinnati, F

2009-10 Preseason All-BIG EAST First Team

Luke Harangody, Notre Dame, F, Sr.
 Deonta Vaughn, Cincinnati, G, Sr.
 Greg Monroe, Georgetown, C, So.
 Lazar Hayward, Marquette, F, Sr.
 Scottie Reynolds, Villanova, G, Sr.
 Da'Sean Butler, West Virginia, F, Sr.

CINCINNATI BASKETBALL TRADITION

National Championships (2)

1961, 1962

Final Four Appearances (6)

1959, 1960, 1961, 1962, 1963, 1992

Conference Championships (31)

Ohio Collegiate – 1908

Buckeye Athletics Association – 1926, 1928, 1929, 1930

Mid-American – 1947, 1948, 1949, 1950, 1951

Missouri Valley Conference – 1958, 1959, 1960, 1961, 1962, 1963, 1966

Metro Conference – 1976 (t), 1977 (t),

Great Midwest – 1992 (r/t), 1993 (r/t), 1994 (t), 1995 (t),

Conference USA – 1996 (r/t), 1997 (r), 1998 (r/t), 1999 (r), 2000 (r), 2001 (r), 2002 (r/t), 2004 (r/t)

Note: r - regular season; t - tournament

National Player of the Year (5)

Oscar Robertson (1958, 1959, 1960)

Paul Hogue (1962)

Kenyon Martin (2000)

All-Americans (35)

Jim Ard (1970), Lloyd Batts (1973, 1974), Ron Bonham (1963, 1964), Bobby Brannen (1998), Steve Collier (1976), Pat Cummings (1979), Dick Dallmer (1948, 1949, 1950), Ralph Davis (1960), Connie Dierking (1958), Danny Fortson (1996, 1997), Paul Hogue (1961, 1962), Steve Logan (2001, 2002), Kenyon Martin (1999, 2000), Pete Mickeal (2000), Robert Miller (1978), Ruben Patterson (1998), Oscar Robertson (1958, 1959, 1960), Tom Thacker (1963), Jack Twyman (1955), Nick Van Exel (1993), Bob Wisenhahn (1961), George Wilson (1963), Tony Yates (1962, 1963), Gary Yoder (1977).

Conference Player of the Year (7)

Metro Conference – Gary Yoder (1977),

Pat Cummings (1979)

Conference USA – Danny Fortson (1996, 1997), Kenyon Martin (2000), Steve Logan (2001, 2002)

Conference Rookie of the Year (2)

Great Midwest – Dantonio Wingfield (1994)

Conference USA – DerMarr Johnson (2000)

BEARCATS IN THE NBA

| Player, Team (Seasons in NBA) | 2009-10 Stats |
|-------------------------------|-------------------------|
| Kenyon Martin, DEN (10th) | 28 G, 10.3 ppg, 8.0 rpg |
| Jason Maxiell, DET (5th) | 29 G, 5.2 ppg, 4.0 rpg |

- 30 Bearcats have played in the NBA since Jack Twyman made his debut in the league 1955 for Rochester.
- 13 UC basketball players have been taken in the NBA Draft in the last 18 years.
- In 2000, UC teammates Kenyon Martin and DerMarr Johnson made NBA history becoming the highest drafted college teammates in NBA history, going first and sixth overall, respectively.
- Four Bearcats have been selected All-Stars in their careers led by 12 appearances by Oscar Robertson, 6 by Jack Twyman and once each by Kenyon Martin and Nick Van Exel.

ROSTER/TEAM INFORMATION

NUMERICAL ROSTER

| No. | Name | Pos. | Ht. | Wt. | Cl./Elig. | Hometown (HS/Last School) |
|-----|--------------------|------|------|-----|-----------|--|
| 1 | Cashmere Wright ^ | G | 6-0 | 175 | So./Fr. | Savannah, Ga. (Urban Christian Academy) |
| 2 | Eddie Tyree \$ | G | 5-10 | 175 | Jr./Jr. | Canal Winchester, Ohio (Groveport Madison/Thomas More) |
| 3 | Dion Dixon * | G | 6-3 | 195 | So./So. | Chicago, Ill. (Crane Technical Prep Common) |
| 5 | Deonta Vaughn *** | G | 6-1 | 190 | Sr./Sr. | Indianapolis, Ind. (Arlington/Harmony Community) |
| 10 | Alex Eppensteiner | G | 6-3 | 210 | Fr./Fr. | Cincinnati, Ohio (Elder) |
| 11 | Larry Davis ** | G | 6-3 | 195 | Jr./Jr. | Houston, Texas (Alief-Hastings) |
| 15 | Darnell Wilks ** | F | 6-7 | 205 | Jr./Jr. | Nashville, Tenn. (Pioneer Christian Academy) |
| 22 | Rashad Bishop ** | F | 6-6 | 225 | Jr./Jr. | Newark, N.J. (Kennedy) |
| 23 | Sean Kilpatrick | G | 6-4 | 215 | Fr./Fr. | White Plains, N.Y. (Notre Dame Prep) |
| 25 | Anthony McBride | G | 6-2 | 176 | Fr./Fr. | Cincinnati, Ohio (Withrow) |
| 30 | Anthony McClain ** | C | 7-0 | 255 | Jr./Jr. | Trenton, N.J. (National Christian Acad.) |
| 32 | Ibrahima Thomas ! | F | 6-11 | 238 | Jr./Jr. | Dakar, Senegal (Stoneridge Prep/Oklahoma State) |
| 33 | Lance Stephenson | G | 6-5 | 210 | Fr./Fr. | Brooklyn, N.Y. (Abraham Lincoln) |
| 34 | Yancy Gates * | F | 6-9 | 260 | So./So. | Cincinnati, Ohio (Withrow) |
| 42 | Steve Toyloy * | C | 6-8 | 255 | Sr./Sr. | West Palm Beach, Fla. (Palm Beach Lakes/Miami-Dade CC) |
| 44 | Jaquon Parker | G | 6-3 | 210 | Fr./Fr. | Suffolk, Va. (King's Fork) |

* - Letters earned at Cincinnati.

ALPHABETICAL ROSTER

| No. | Name | Pos. | Ht. | Wt. | Cl./Elig. | Hometown (HS/Last School) |
|-----|--------------------|------|------|-----|-----------|--|
| 22 | Rashad Bishop ** | F | 6-6 | 225 | Jr./Jr. | Newark, N.J. (Kennedy) |
| 11 | Larry Davis ** | G | 6-3 | 195 | Jr./Jr. | Houston, Texas (Alief-Hastings) |
| 3 | Dion Dixon * | G | 6-3 | 195 | So./So. | Chicago, Ill. (Crane Technical Prep Common) |
| 10 | Alex Eppensteiner | G | 6-3 | 210 | Fr./Fr. | Cincinnati, Ohio (Elder) |
| 34 | Yancy Gates * | F | 6-9 | 260 | So./So. | Cincinnati, Ohio (Withrow) |
| 23 | Sean Kilpatrick | G | 6-4 | 215 | Fr./Fr. | White Plains, N.Y. (Notre Dame Prep) |
| 25 | Anthony McBride | G | 6-2 | 176 | Fr./Fr. | Cincinnati, Ohio (Withrow) |
| 30 | Anthony McClain ** | C | 7-0 | 255 | Jr./Jr. | Trenton, N.J. (National Christian Acad.) |
| 44 | Jaquon Parker | G | 6-3 | 210 | Fr./Fr. | Suffolk, Va. (King's Fork) |
| 33 | Lance Stephenson | G | 6-5 | 210 | Fr./Fr. | Brooklyn, N.Y. (Abraham Lincoln) |
| 32 | Ibrahima Thomas ! | F | 6-11 | 238 | Jr./Jr. | Dakar, Senegal (Stoneridge Prep/Oklahoma State) |
| 42 | Steve Toyloy * | C | 6-8 | 255 | Sr./Sr. | West Palm Beach, Fla. (Palm Beach Lakes/Miami-Dade CC) |
| 2 | Eddie Tyree \$ | G | 5-10 | 175 | Jr./Jr. | Canal Winchester, Ohio (Groveport Madison/Thomas More) |
| 5 | Deonta Vaughn *** | G | 6-1 | 190 | Sr./Sr. | Indianapolis, Ind. (Arlington/Harmony Community) |
| 15 | Darnell Wilks ** | F | 6-7 | 205 | Jr./Jr. | Nashville, Tenn. (Pioneer Christian Academy) |
| 1 | Cashmere Wright ^ | G | 6-0 | 175 | So./Fr. | Savannah, Ga. (Urban Christian Academy) |

* - Letters earned at Cincinnati

! - Will be eligible following the completion of fall quarter after transferring.

\$ - Sat out 2008-09 after transferring

^ - Sat out 2008-09 after missing season with injury.

Head Coach: Mick Cronin (4th at UC; 7th season overall)

Associate Head Coach: Larry Davis

Assistant Coaches: Tony Stubblefield, George Jackson

Director of Basketball Operations: Chris Goggins

Director of Student-Athlete Devel.: Chris Shumate

Athletics Trainer: David Fluker

Strength and Conditioning Coach: Dave Andrews

PRONUNCIATION GUIDE

| | |
|-----------------------|-----------------|
| Dion Dixon | DEE-on |
| Jaquon Parker | JA-kwon |
| Ibrahima Thomas | ih-bruh-HEE-muh |
| Steve Toyloy | TOY-loi |
| Deonta Vaughn | dee-ON-tay VONN |
| Eddie Tyree | TIE-ree |

ROSTER BREAKDOWN

By Height:

| | |
|-------------------|------|
| Anthony McClain | 7-0 |
| Ibrahima Thomas | 6-11 |
| Yancy Gates | 6-9 |
| Steve Toyloy | 6-8 |
| Darnell Wilks | 6-7 |
| Rashad Bishop | 6-6 |
| Lance Stephenson | 6-5 |
| Sean Kilpatrick | 6-4 |
| Larry Davis | 6-3 |
| Dion Dixon | 6-3 |
| Alex Eppensteiner | 6-3 |
| Jaquon Parker | 6-3 |
| Anthony McBride | 6-2 |
| Deonta Vaughn | 6-1 |
| Cashmere Wright | 6-0 |
| Eddie Tyree | 5-10 |

Returns:

| | |
|--------------------|---|
| Rashad Bishop, F | 5.4 ppg/4.0 rpg/2.5 apg |
| Larry Davis, G | 6.8 ppg/1.8 rpg |
| Dion Dixon, G | 7.3 ppg/3.1 rpg |
| Yancy Gates, F | 10.8 ppg/6.1 rpg |
| Anthony McClain, C | 2.4 ppg/1.8 rpg |
| Steve Toyloy, C | 3.9 ppg/3.8 rpg |
| Deonta Vaughn, G | 3rd-team All-BIG EAST; 15.3 ppg/4.6 apg |
| Darnell Wilks, F | 2.1 ppg/1.4 rpg |

Newcomers:

| | |
|-------------------|---------------|
| Alex Eppensteiner | Fr., G, 6-3 |
| Sean Kilpatrick | Fr., G, 6-4 |
| Anthony McBride | Fr., G, 6-2 |
| Jaquon Parker | Fr., G, 6-3 |
| Lance Stephenson | Fr., F, 6-5 |
| Ibrahima Thomas | Jr., F, 6-11 |
| Eddie Tyree | Jr., G, 5-10 |
| Cashmere Wright | R-Fr., G, 6-0 |

By Position:

| | |
|---------|----|
| Guard | 10 |
| Forward | 4 |
| Center | 2 |

By Class:

| | |
|-------------------|---|
| Freshman | 5 |
| Redshirt Freshman | 1 |
| Sophomore | 2 |
| Junior | 6 |
| Senior | 2 |

By State:

| | |
|--|---|
| Ohio | 4 |
| New Jersey, New York | 2 |
| Florida, Georgia, Illinois, Indiana, Tennessee, Texas, Senegal, Virginia | 1 |



Cincinnati head basketball coach Mick Cronin is a hometown guy who grew up in the neighborhoods of Cincinnati and is now coaching the hometown team. He was a part of the success in the past and is now putting his signature on one of college basketball's all-time great programs as the school's 26th head coach.

Since taking the reins of the program in late March of 2006, Cronin has been busy assembling his program piece by piece, recruiting the likes of UC's first back-to-back all-BIG EAST guard Deonta Vaughn and 2008-09 BIG EAST All-Rookie forward and Cincinnati native Yancy Gates. Over Cronin's three years at Cincinnati, the team has shown improvement each step of the way posting more overall victories each season (11 in 2006-07, 13 in 2007-08, and 18 in 2008-09). Last year, the program won 18 games, finished ninth in the BIG EAST Conference, and posted its first winning season since Cronin took over.

HEAD COACH MICK CRONIN

For Cronin, the idea of becoming the head coach at the University of Cincinnati started when he was just a child following his father Harold (Hep), a highly-successful local high school coach, around the gyms of Cincinnati. A product of LaSalle High School, Cronin had his coaching career start sooner than expected when a promising playing career ended due to a knee injury in high school.

That did not stop his desire to find his place in basketball. He punched his own ticket coaching varsity and junior varsity high school basketball, spending time as a video coordinator, and then as an assistant coach for the likes of Rick Pitino and Bob Huggins. His hard work and dedication made him one of the nation's top recruiters and one of the most highly-sought coaches when he accepted his first head coaching position in 2003 at Murray State University.

Cronin honed his skills as a head coach for three years at Murray State, compiling a 69-24 record and earning a pair of berths to the NCAA Tournament.

In his debut season as head coach, Cronin directed the Racers to a school-best 28-6 record, the Ohio Valley Conference Tournament championship, and an NCAA Tournament appearance. His 28 wins are the sixth most in NCAA history for a first-year head coach.

Before coming to Cincinnati, Cronin led Murray State to another OVC crown with a 24-6 overall record and 17-3 conference mark in 2005-06. The Racers laid claim to their second NCAA Tournament appearance in three years as they won the conference tournament and earned Cronin OVC Coach of the Year honors.

In 12 short years as an assistant and head coach,

Cronin has built a reputation for his ability to evaluate and recruit top talent.

In his stint at UC as an assistant coach from 1997-2001, Cronin made an immediate impact by recruiting several top players, including Steve Logan, a two-time Conference USA Player of the Year and possibly one of the five greatest players in the program's history. Those players helped build a recruiting base that included two Top 5- and a Top 10-rated classes over his final three seasons.

Following the 2000-01 season, Cronin was offered the opportunity to coach and gain new experiences with another of college basketball's greats, Rick Pitino, as the associate head coach and recruiting coordinator at Louisville.

In his very first year, he helped attract a Top 10 recruiting class, including Francisco Garcia, who went on to earn C-USA Freshman of the Year in 2003 and eventually was drafted by Sacramento.

While completing his undergraduate degree at UC, Cronin served as assistant varsity coach and head junior varsity coach at Woodward High. He compiled a 57-3 record as junior varsity mentor and helped the varsity claim three city championships.

Cronin made the jump from high school to college coaching during the 1996-97 season, serving as the Bearcats' video coordinator.

THE CRONIN COACHING FILE

| Season | School (Conf.) | Position | Record/Conf. | Postseason (Record) |
|---------|------------------------------|-------------------|--------------|---------------------------------|
| 1996-97 | Cincinnati (C-USA) | Video Coordinator | | |
| 1997-98 | Cincinnati (C-USA) | Assistant Coach | 27-6/14-2 | NCAA West Regional (1-1) |
| 1998-99 | Cincinnati (C-USA) | Assistant Coach | 27-6/12-4 | NCAA East Regional (1-1) |
| 1999-00 | Cincinnati (C-USA) | Assistant Coach | 29-4/16-0 | NCAA South Regional (1-1) |
| 2000-01 | Cincinnati (C-USA) | Assistant Coach | 25-10/11-5 | NCAA West Regional (2-1) |
| 2001-02 | Louisville (C-USA) | Assoc. Head Coach | 19-13/8-8 | NIT (1-1) |
| 2002-03 | Louisville (C-USA) | Assoc. Head Coach | 25-7/11-5 | NCAA East Reg. (1-1) |
| 2003-04 | Murray State (OVC) | Head Coach | 28-6/14-2 | NCAA Atlanta Reg. (0-1) |
| 2004-05 | Murray State (OVC) | Head Coach | 17-11/11-5 | |
| 2005-06 | Murray State (OVC) | Head Coach | 24-7/17-3 | NCAA Washington Reg. (0-1) |
| | Totals | 3 years | 69-24/42-10 | .742/.808 |
| 2006-07 | Cincinnati (BIG EAST) | Head Coach | 11-19/2-14 | |
| 2007-08 | Cincinnati (BIG EAST) | Head Coach | 13-19/8-10 | College Basketball Invitational |
| 2008-09 | Cincinnati (BIG EAST) | Head Coach | 18-14/8-10 | |
| 2009-10 | Cincinnati (BIG EAST) | Head Coach | 7-3/0-0 | |
| | Totals | 4 years | 50-55/18-34 | .476/.346 |
| | Overall Record as Head Coach | 7 years | 119-79/60-44 | .601/.577 |

CRONIN VS. 2009-10 OPPONENTS

| School | W-L | Last Meeting |
|----------------------------|-----|---------------|
| Cal State Bakersfield..... | — | First Meeting |
| Connecticut..... | 0-3 | 2008-09 |
| DePaul..... | 1-3 | 2008-09 |
| Georgetown..... | 2-3 | 2008-09 |
| Gonzaga..... | 0-1 | 2009-10 |
| Lipscomb..... | 1-0 | 2009-10 |
| Louisville..... | 1-3 | 2008-09 |
| Marquette..... | 0-2 | 2008-09 |
| Maryland..... | 1-0 | 2009-10 |
| Miami (OH)..... | 3-0 | 2009-10 |
| Notre Dame..... | 1-2 | 2008-09 |
| Pittsburgh..... | 1-5 | 2008-09 |
| Prairie View A&M..... | 1-0 | 2009-10 |
| Providence..... | 0-4 | 2008-09 |
| Rutgers..... | 2-2 | 2008-09 |
| Seton Hall..... | 1-2 | 2007-08 |
| St. John's..... | 3-2 | 2008-09 |
| Syracuse..... | 1-2 | 2008-09 |
| Texas Southern..... | 2-0 | 2009-10 |
| Toledo..... | 1-0 | 2009-10 |
| UAB..... | 1-4 | 2009-10 |
| USF..... | 1-2 | 2008-09 |
| Vanderbilt..... | 1-0 | 2009-10 |
| Villanova..... | 1-2 | 2008-09 |
| West Virginia..... | 3-1 | 2008-09 |
| Winthrop..... | — | First Meeting |
| Xavier..... | 1-3 | 2009-10 |

STARTING LINEUPS

| Opponent | W/L | Forward/Guard | Forward | Center/Forward | Guard | Guard | Lineup | Record |
|--------------------------|--------------|----------------|---------|----------------|--------|--------|--------|--------|
| Prairie View A&M | W, 69-62 | Stephenson (G) | Gates | Toyloy (C) | Wright | Vaughn | 1 | 1-0 |
| Toledo | W, 92-68 | Stephenson (G) | Gates | Toyloy (C) | Wright | Vaughn | 1 | 2-0 |
| vs. No. 24/24 Vanderbilt | W, 67-58 | Stephenson (G) | Gates | Bishop (F) | Wright | Vaughn | 2 | 1-0 |
| vs. No. 21/22 Maryland | W, 69-57 | Stephenson (G) | Gates | Bishop (F) | Wright | Vaughn | 2 | 2-0 |
| vs. Gonzaga | L OT, 61-59 | Stephenson (G) | Gates | Bishop (F) | Wright | Vaughn | 2 | 2-1 |
| Texas Southern | W, 94-57 | Stephenson (G) | Gates | Bishop (F) | Wright | Dixon | 3 | 1-0 |
| Miami (OH) | W, 63-59 | Stephenson (G) | Bishop | Toyloy (C) | Parker | Vaughn | 4 | 1-0 |
| at Xavier | L 2OT, 83-79 | Stephenson (G) | Bishop | Toyloy (C) | Wright | Vaughn | 5 | 1-0 |
| at UAB | L, 64-47 | Stephenson (G) | Gates | Bishop (F) | Wright | Vaughn | 2 | 2-2 |
| Lipscomb | W, 80-52 | Stephenson (G) | Thomas | Toyloy (C) | Davis | Vaughn | 6 | 1-0 |
| Winthrop | W, 74-57 | Stephenson (G) | Thomas | Toyloy (C) | Davis | Vaughn | 6 | 2-0 |
| Connecticut | — | — | — | — | — | — | — | — |
| at Rutgers | — | — | — | — | — | — | — | — |
| Pittsburgh | — | — | — | — | — | — | — | — |
| Cal State Bakersfield | — | — | — | — | — | — | — | — |
| at Seton Hall | — | — | — | — | — | — | — | — |
| at St. John's | — | — | — | — | — | — | — | — |
| Notre Dame | — | — | — | — | — | — | — | — |
| USF | — | — | — | — | — | — | — | — |
| at Louisville | — | — | — | — | — | — | — | — |
| Providence | — | — | — | — | — | — | — | — |
| at Notre Dame | — | — | — | — | — | — | — | — |
| Syracuse | — | — | — | — | — | — | — | — |
| at Connecticut | — | — | — | — | — | — | — | — |
| at USF | — | — | — | — | — | — | — | — |
| Marquette | — | — | — | — | — | — | — | — |
| DePaul | — | — | — | — | — | — | — | — |
| at West Virginia | — | — | — | — | — | — | — | — |
| Villanova | — | — | — | — | — | — | — | — |
| at Georgetown | — | — | — | — | — | — | — | — |

THE START CHART

| Player | 2009-10 | Career | Consec. |
|------------------|---------|--------|---------|
| Deonta Vaughn | 10 | 100 | 5 |
| Rashad Bishop | 7 | 57 | — |
| Larry Davis | 2 | 30 | 2 |
| Yancy Gates | 7 | 25 | — |
| Steve Toyloy | 6 | 19 | 2 |
| Lance Stephenson | 11 | 11 | 11 |
| Cashmere Wright | 8 | 8 | — |
| Dion Dixon | 1 | 6 | — |
| Anthony McClain | 0 | 2 | — |
| Darnell Wilks | 0 | 2 | — |
| Jaquon Parker | 1 | 1 | — |
| Ibrahima Thomas | 2 | 2 | 2 |

BEARCATS RECORDS ...

| | 2006-07 | 2007-08 | 2008-09 | 2009-10 | Cronin |
|----------------------------------|---------|---------|---------|---------|--------|
| Home games..... | 10-8 | 10-7 | 13-5 | 6-0 | 39-20 |
| Away games..... | 0-9 | 3-11 | 4-7 | 0-2 | 7-29 |
| Neutral site games..... | 1-2 | 0-1 | 1-2 | 2-1 | 4-6 |
| BIG EAST games..... | 2-14 | 8-10 | 8-10 | — | 18-34 |
| vs. Top 25 teams..... | 0-4 | 2-5 | 1-7 | 2-0 | 5-16 |
| vs. RPI Top 100 teams..... | 2-13 | 7-12 | 5-11 | 2-3 | 15-39 |
| Overtime games..... | 2-0 | 1-1 | 2-1 | 0-2 | 5-4 |
| Lead at halftime..... | 6-1 | 10-3 | 11-3 | 7-1 | 34-8 |
| Trail at halftime..... | 4-17 | 3-15 | 6-11 | 1-2 | 14-45 |
| Tied at halftime..... | 1-1 | 0-1 | 1-0 | — | 2-2 |
| Lead with 10:00 remaining..... | 10-1 | 9-1 | 14-1 | 6-1 | 39-4 |
| Trail with 10:00 remaining..... | 1-18 | 1-18 | 3-13 | 2-2 | 7-51 |
| Tied with 10:00 remaining..... | 0-0 | 3-0 | 1-0 | — | 4-0 |
| Lead with 5:00 remaining..... | 9-3 | 11-1 | 17-1 | 8-2 | 45-7 |
| Trail with 5:00 remaining..... | 0-16 | 2-17 | 1-13 | 0-1 | 3-47 |
| Tied with 5:00 remaining..... | 2-0 | 0-1 | 0-0 | — | 2-1 |
| Lead with 2:00 remaining..... | 10-2 | 11-1 | 16-0 | 8-1 | 45-4 |
| Trail with 2:00 remaining..... | 0-17 | 1-17 | 2-14 | 0-2 | 3-50 |
| Tied with 2:00 remaining..... | 1-0 | 1-1 | 0-0 | — | 2-1 |
| Shoot better from the field..... | 8-2 | 8-3 | 13-1 | 8-0 | 37-6 |
| Shoot worse from the field..... | 3-17 | 5-16 | 5-13 | 0-3 | 13-49 |
| Shoot 50% or better..... | 0-2 | — | 4-1 | 4-0 | 8-3 |
| Shoot below 50%..... | 11-17 | 13-19 | 14-13 | 4-3 | 42-52 |
| Opp. shoots 50% or better..... | 1-9 | 0-6 | 0-6 | — | 1-21 |
| Opp. shoots below 50%..... | 10-10 | 13-13 | 18-8 | 8-3 | 49-34 |
| Opp. shoots below 40%..... | 7-1 | 6-1 | 9-3 | 6-1 | 29-6 |
| Make 7 or fewer 3-pointers..... | 10-12 | 8-12 | 7-11 | 5-2 | 30-37 |
| Make more than 7 3-pointers..... | 1-7 | 5-7 | 11-3 | 3-1 | 20-18 |
| Shoot more FTs than opp..... | 7-3 | 6-3 | 12-1 | 6-0 | 31-7 |

| | 2006-07 | 2007-08 | 2008-09 | 2009-10 | Cronin |
|-------------------------------------|---------|---------|---------|---------|--------|
| Out-rebound the opponent | 9-5 | 10-11 | 13-4 | 8-1 | 40-21 |
| Opponent out-rebounds UC | 2-14 | 3-7 | 2-9 | 0-2 | 7-32 |
| Same number of rebounds | 0-0 | 0-1 | 3-1 | — | 3-2 |
| Commit fewer turnovers | 7-11 | 4-5 | 9-3 | 3-3 | 23-22 |
| Commit the same or more TOs | 4-8 | 9-14 | 9-11 | 5-0 | 27-33 |
| Commit 12 or fewer turnovers..... | 7-9 | 4-7 | 5-4 | 1-2 | 17-22 |
| Outscore opponents' bench | 6-8 | 8-6 | 15-9 | 8-3 | 37-26 |
| 1-3 point games | 1-4 | 5-5 | 2-0 | 0-1 | 8-10 |
| 4-5 point games | 0-1 | 2-1 | 2-1 | 1-1 | 5-4 |
| 6-10 point games | 5-2 | 2-6 | 5-6 | 2-0 | 14-14 |
| 11-19 point games | 4-10 | 3-5 | 4-4 | 2-1 | 13-20 |
| 20-plus point games | 1-2 | 1-2 | 5-3 | 3-0 | 10-7 |
| Score 59 or fewer points | 0-9 | 3-7 | 1-6 | 0-2 | 4-24 |
| Score 60-69 points | 6-7 | 8-7 | 4-6 | 4-0 | 22-20 |
| Score over 70 points | 5-3 | 2-5 | 13-2 | 4-1 | 24-11 |
| Hold opp. to 50 or fewer points ... | 3-0 | 3-0 | 4-0 | — | 10-0 |
| Hold opp. to 51-60 points | 3-4 | 5-1 | 6-2 | 6-0 | 20-7 |
| Hold opp. to 61-70 points | 3-2 | 5-5 | 5-3 | 2-2 | 15-12 |
| Opp. scores 70-plus points | 2-13 | 0-13 | 3-9 | 0-1 | 5-36 |
| November | 5-1 | 4-2 | 5-1 | 4-1 | 18-5 |
| December | 4-3 | 1-5 | 5-2 | 4-2 | 14-12 |
| January | 1-7 | 5-4 | 4-4 | — | 10-15 |
| February | 1-7 | 3-3 | 4-3 | — | 8-13 |
| March | 0-1 | 0-5 | 0-4 | — | 0-10 |
| Monday | 0-0 | 1-0 | 3-2 | 2-0 | 6-2 |
| Tuesday | 0-2 | 1-1 | 1-2 | 3-0 | 5-5 |
| Wednesday | 4-5 | 4-5 | 4-1 | 1-2 | 13-13 |
| Thursday | 0-1 | 0-2 | 3-0 | 1-0 | 4-3 |
| Friday | 1-0 | 1-1 | 0-1 | — | 2-2 |
| Saturday | 5-7 | 6-5 | 6-5 | 1-0 | 18-17 |
| Sunday | 1-4 | 0-5 | 1-3 | 0-1 | 2-13 |

2009-10 WIN/LOSS MARGIN

| | 1 | 2 | 3 | 4 | 5 | 6 | 7 | 8 | 9 | 10 | 11-15 | 16-29 | 30+ |
|------------|---|---|---|---|---|---|---|---|---|----|-------|-------|-----|
| Wins (8) | — | — | — | 1 | — | — | 1 | — | 1 | — | 1 | 3 | 1 |
| Losses (3) | — | 1 | — | 1 | — | — | — | — | — | — | — | 1 | — |

THE LAST TIME ...

Team

100 Points by a Team

By UC..... 105 vs. North Carolina State, 12/30/05
 By Opponent..... 105 by UCLA (20T), 3/17/02

90 Points by a Team

By UC..... 94 vs. Texas Southern, 12/1/09
 By Opponent..... 96 by Connecticut, 3/9/08

30-Point Win

By UC..... 37 (94-57) vs. Texas Southern, 12/1/09
 By Opponent..... 34 (84-50) at Marquette, 1/4/09

60 Percent Shooting by a Team

By UC..... .628 vs. St. John's, 2/11/09
 By Opponent..... .674 vs. Pittsburgh, 2/14/09

50 Percent Shooting by a Team

By UC..... .510 vs. Winthrop, 12/19/09
 By Opponent..... .500 at Syracuse, 3/1/09

Cincinnati Played a Ranked Opponent

UC Win 69-57 vs. No. 21/22 Maryland, 11/24/09
 UC Loss..... 72-63 vs. No. 7 Louisville, 2/21/09

Overtime Game

UC Win 64-62 at Georgetown, 2/7/09
 UC Loss..... 83-79 (20T) at Xavier, 12/13/09

Double Overtime Game

UC Win 76-70 vs. Northern Iowa, 11/24/04
 UC Loss..... 83-79 (20T) at Xavier, 12/13/09

Triple Overtime Game

UC Win 75-73 (70T*) vs. Bradley, 12/21/81
 UC Loss..... 89-85 (40T) vs. Memphis, 1/31/81
 * - NCAA record.

Individual

40 Points by a Player

By UC... 41, Steve Logan vs. Southern Mississippi, 2/15/02
 By Opponent..... 41, Dell Curry, Virginia Tech, 1985-86

30 Points by a Player

By UC..... 34, Deonta Vaughn vs. Notre Dame, 2/4/09
 By Opponent..... 30, Dominique Jones, at USF, 3/3/09

20 Rebounds by a Player

By UC..... 20, Cedric McGowan vs. DePaul, 1/4/06
 By Opponent..... four times

15 Rebounds by a Player

By UC..... 16, Mike Williams, 12/20/08
 By Opponent..... 15, Elijah Millsap, at UAB, 12/16/09

Two Players with 20 or More Points in Same Game

By UC..... Deonta Vaughn (34) and Larry Davis (21)
 vs. Notre Dame, 2/4/09
 By Opponent..... Brian Laing (23) and Jamar Nutter (20)
 at Seton Hall, 1/27/08

Two Players with 10 or More Reb. in Same Game

By UC..... Yancy Gates (10) and Dion Dixon (10)
 vs. Vanderbilt, 11/23/09
 By Opponent... Jamarr Sanders (11) and Elijah Millsap (15)
 at UAB, 12/16/09

10 Assists by a Player

By UC..... 10, Deonta Vaughn at Marquette, 1/4/09
 By Opponent..... 10, Chris Howard, at USF, 2/14/09

Five Steals by a Player

By UC..... 5, Deonta Vaughn vs. Notre Dame, 2/18/07
 By Opponent..... 5, Greg Monroe, Georgetown, 2/7/09

Five Blocked Shots by a Player

By UC..... 6, Eric Hicks vs. USF, 1/31/06
 By Opponent..... 5, Jason Love, at Xavier, 12/13/09

Double-Double by a UC Player

UC Win Yancy Gates (17 pts., 13 reb.)
 vs. Maryland, 11/24/09
 UC Loss Mike Williams (11 pts., 11 reb.)
 vs. Florida State, 11/28/08

Triple-Double by a UC Player

By UC..... Eric Hicks (22 pts., 12 reb., 10 blks.)
 vs. Marquette, 1/7/06

UC Player Led Team in Points, Reb., Assists

By UC..... Lance Stephenson (17 pts., 8 reb., 3 asst.)
 vs. Miami (OH), 12/10/09

A Player Won a Game in the Final Seconds

By UC..... Marcus Sikes dunk with 0.3 seconds remaining
 UC defeated Western Carolina, 66-64, 11/10/07
 By Opponent..... A.J. Price two free throws with 9 sec. left
 Connecticut defeated UC, 84-83, 1/23/08

Four Players Scored in Double Figures

By UC..... Rashad Bishop (20), Lance Stephenson (16)
 Yancy Gates (14), Deonta Vaughn (13)
 vs. Toledo, 11/18/09

Five Players Scored in Double Figures

By UC..... Lance Stephenson (19), Dion Dixon (15)
 Rashad Bishop (13), Larry Davis (10),
 Ibrahima Thomas (10)
 vs. Lipscomb, 12/19/09

Six Players Scored in Double Figures

By UC..... Eric Hicks (24), James White (23),
 Cedric McGowan (12), Devan Downey (13),
 Ronald Allen (11), Armein Kirkland (11)
 vs. North Carolina A&T, 12/30/05

Seven Players Scored in Double Figures

By UC..... Rashad Bishop (14), Dion Dixon (13),
 Steve Toyloy (13), Deonta Vaughn (12),
 ... Darnell Wilks (12), Jaquon Parker (10), Yancy Gates (10)
 vs. Texas Southern, 12/1/09

CRONIN ERA UC BESTS

Most Points Scored

96 (W, 96-83) vs. West Virginia 1/20/07
 94 (W, 94-57) vs. Texas Southern 12/1/09

Most Points Scored (Half)

56 (W, 93-83) vs. Notre Dame (2nd) 2/4/09
 51 (W, 82-61) vs. Texas Southern (1st) 11/18/08

Highest FG Percentage

.628 (27-43) vs. St. John's 2/11/09
 .574 (35-61) vs. Texas Southern 12/1/09

Highest 3-Pt. Percentage

.600 (6-10) vs. St. John's 2/11/09
 .583 (7-12) at Georgetown 1/27/07
 .583 (14-24) vs. Central Michigan 11/25/06

Most Rebounds

54 vs. Western Illinois 11/22/08
 53 vs. Vanderbilt 11/23/09

Most Assists

27 vs. Toledo 11/18/09
 24 vs. Texas Southern 12/1/09

Most Blocked Shots

10 vs. Western Illinois 11/22/08
 8 vs. Lipscomb 12/19/09

Most Steals

15 vs. Arkansas-Pine Bluff 12/22/09
 13 at Providence 2/6/07
 13 vs. North Carolina State 12/23/06

Most Forced Turnovers

32 vs. North Carolina State 12/23/06
 24 vs. Arkansas-Pine Bluff 12/22/08

Fewest Points Allowed

39 vs. Howard 11/10/06
 at West Virginia 1/30/08

Fewest Points Allowed (Half)

15 Western Illinois (1st) 11/22/08
 15 vs. Howard (1st) 11/10/06
 16 at West Virginia (2nd) 1/30/08
 16 vs. Arkansas-Pine Bluff (1st) 12/22/08

Lowest FG Percentage Allowed

.200 (10-50) at West Virginia 1/30/08
 .214 (12-56) vs. Howard 11/10/06

Lowest 3-Pt. FG Percentage Allowed

.000 (0-4) vs. Texas Southern 11/18/08
 .045 (1-22) at West Virginia 1/30/08
 .111 (2-18) at Memphis 12/29/08

Biggest Win

37 (94-57) vs. Texas Southern 12/1/09
 31 (77-46) vs. South Dakota 11/16/08
 31 (82-51) vs. Texas Southern 11/18/08
 31 (70-39) vs. Howard 11/10/06

SPECIALTY STATISTICS

| Opponent | Result | In Paint | Off TO | 2nd Chance | Fast Break | Bench |
|--------------------------|--------------|-------------|-------------|-------------|------------|-------------|
| Prairie View A&M | W, 69-62 | 18 | 17 | 7 | 2 | 14 |
| Cincinnati | | 26 | 19 | 14 | 8 | 28 |
| Toledo | W, 92-68 | 20 | 3 | 7 | 12 | 11 |
| Cincinnati | | 48 | 21 | 19 | 21 | 38 |
| vs. No. 24/24 Vanderbilt | W, 67-58 | 12 | 16 | 14 | 0 | 14 |
| Cincinnati | | 36 | 22 | 20 | 8 | 22 |
| vs. No. 21/22 Maryland | W, 69-57 | 30 | 15 | 9 | 16 | 13 |
| Cincinnati | | 34 | 8 | 14 | 12 | 14 |
| vs. Gonzaga | L OT, 61-59 | 20 | 9 | 3 | 4 | 3 |
| Cincinnati | | 30 | 14 | 12 | 6 | 16 |
| Texas Southern | W, 94-57 | 20 | 14 | 13 | 6 | 6 |
| Cincinnati | | 46 | 19 | 18 | 16 | 49 |
| Miami (OH) | W, 63-59 | 18 | 13 | 8 | 6 | 19 |
| Cincinnati | | 22 | 13 | 10 | 8 | 33 |
| at Xavier | L 2OT, 83-79 | 30 | 16 | 8 | 9 | 29 |
| Cincinnati | | 42 | 15 | 18 | 14 | 35 |
| at UAB | L, 64-47 | 32 | 20 | 14 | 6 | 4 |
| Cincinnati | | 24 | 19 | 8 | 0 | 23 |
| Lipscomb | W, 80-52 | 20 | 11 | 9 | 2 | 15 |
| Cincinnati | | 32 | 21 | 9 | 6 | 34 |
| Winthrop | W, 74-57 | 24 | 21 | 8 | 8 | 20 |
| Cincinnati | | 36 | 14 | 18 | 6 | 42 |
| Connecticut | — | - | - | - | - | - |
| Cincinnati | | - | - | - | - | - |
| at Rutgers | — | - | - | - | - | - |
| Cincinnati | | - | - | - | - | - |
| Pittsburgh | — | - | - | - | - | - |
| Cincinnati | | - | - | - | - | - |
| Cal State Bakersfield | — | - | - | - | - | - |
| Cincinnati | | - | - | - | - | - |
| at Seton Hall | — | - | - | - | - | - |
| Cincinnati | | - | - | - | - | - |
| at St. John's | — | - | - | - | - | - |
| Cincinnati | | - | - | - | - | - |
| Notre Dame | — | - | - | - | - | - |
| Cincinnati | | - | - | - | - | - |
| USF | — | - | - | - | - | - |
| Cincinnati | | - | - | - | - | - |
| at Louisville | — | - | - | - | - | - |
| Cincinnati | | - | - | - | - | - |
| Providence | — | - | - | - | - | - |
| Cincinnati | | - | - | - | - | - |
| at Notre Dame | — | - | - | - | - | - |
| Cincinnati | | - | - | - | - | - |
| Syracuse | — | - | - | - | - | - |
| Cincinnati | | - | - | - | - | - |
| at Connecticut | — | - | - | - | - | - |
| Cincinnati | | - | - | - | - | - |
| at USF | — | - | - | - | - | - |
| Cincinnati | | - | - | - | - | - |
| Marquette | — | - | - | - | - | - |
| Cincinnati | | - | - | - | - | - |
| DePaul | — | - | - | - | - | - |
| Cincinnati | | - | - | - | - | - |
| at West Virginia | — | - | - | - | - | - |
| Cincinnati | | - | - | - | - | - |
| Villanova | — | - | - | - | - | - |
| Cincinnati | | - | - | - | - | - |
| at Georgetown | — | - | - | - | - | - |
| Cincinnati | | - | - | - | - | - |
| Cincinnati Totals | | 376 | 185 | 160 | 105 | 334 |
| Average | | 34.2 | 16.8 | 14.5 | 9.5 | 30.4 |
| Opponents Totals | | 244 | 155 | 100 | 71 | 148 |
| Average | | 22.2 | 14.1 | 9.1 | 6.5 | 13.5 |

COMPARATIVE STATISTICS

| Category | Wins | Losses | Home | Away | Neutral |
|----------------|-------|--------|-------|------|---------|
| Record | 8 | 3 | 6-0 | 0-2 | 2-1 |
| Offense | 76.0 | 61.7 | 78.7 | 63.0 | 65.0 |
| Defense | 58.8 | 69.3 | 59.2 | 73.5 | 58.7 |
| Offense FG % | .475 | .352 | .496 | .352 | .397 |
| Defense FG % | .361 | .411 | .373 | .405 | .351 |
| 3-Pt. FG % | .311 | .211 | .333 | .178 | .238 |
| Opp. 3-Pt FG % | .312 | .278 | .336 | .256 | .250 |
| FT % | .636 | .512 | .621 | .533 | .634 |
| Opp. FT % | .615 | .764 | .594 | .796 | .652 |
| Reb. Margin | +13.4 | -3.0 | +12.0 | -2.0 | +10.0 |
| Turnover Mar. | -1.5 | +3.3 | -0.7 | +1.5 | -0.3 |

DOUBLE-DIGIT LEADERS

Double-Figure Scoring Games

| | 2009-10 | | Career | |
|------------------|---------|--------|--------|--------|
| | No. | Record | No. | Record |
| Deonta Vaughn | 6 | 6-0 | 76 | 39-37 |
| Yancy Gates | 7 | 5-2 | 25 | 18-7 |
| Larry Davis | 2 | 2-0 | 16 | 10-6 |
| Dion Dixon | 4 | 3-1 | 14 | 8-6 |
| Rashad Bishop | 3 | 3-0 | 12 | 7-5 |
| Lance Stephenson | 6 | 4-2 | 6 | 4-2 |
| Steve Toyloy | 1 | 1-0 | 5 | 3-2 |
| Anthony McClain | 0 | 0-0 | 2 | 2-0 |
| Cashmere Wright | 2 | 2-0 | 2 | 2-0 |
| Jaquon Parker | 1 | 1-0 | 1 | 1-0 |
| Darnell Wilks | 1 | 1-0 | 1 | 1-0 |
| Ibrahima Thomas | 2 | 2-0 | 2 | 2-0 |

Double-Figure Rebounding Games

| | | | | |
|------------------|---|-----|---|-----|
| Yancy Gates | 3 | 3-0 | 5 | 5-0 |
| Dion Dixon | 1 | 1-0 | 2 | 2-0 |
| Lance Stephenson | 1 | 1-0 | 1 | 1-0 |

Double-Doubles

| | | | | |
|-------------|---|-----|---|-----|
| Yancy Gates | 2 | 2-0 | 4 | 4-0 |
| Dion Dixon | 1 | 1-0 | 1 | 1-0 |

Games

| | | | | |
|------------------|---|-----|----|------|
| Deonta Vaughn | 0 | 0-0 | 20 | 11-9 |
| Yancy Gates | 0 | 0-0 | 2 | 2-0 |
| Rashad Bishop | 1 | 1-0 | 1 | 1-0 |
| Lance Stephenson | 1 | 0-1 | 1 | 0-1 |

30-Point Games

| | | | | |
|---------------|---|-----|---|-----|
| Deonta Vaughn | 0 | 0-0 | 5 | 2-3 |
|---------------|---|-----|---|-----|

FREE THROW SHOOTING
FINAL THREE MINUTES AND OT

Games decided by 10 points or less or in overtime

| Player | FT-FTA | PCT. |
|------------------|--------|-------|
| Dion Dixon | 6-6 | 1.000 |
| Yancy Gates | 5-6 | .833 |
| Deonta Vaughn | 4-6 | .750 |
| Cashmere Wright | 2-4 | .500 |
| Rashad Bishop | 2-4 | .500 |
| Lance Stephenson | 2-5 | .400 |
| Steve Toyloy | 1-7 | .143 |

| | | |
|------------|-------|------|
| Cincinnati | 22-38 | .579 |
| Opponents | 15-21 | .714 |

*Players not listed have not shot free throws during the final three minutes or

OVERTIME GAMES

| Date | Result | No. OT | Site |
|-------------------------------|-----------------------------|--------|------|
| Boyd Chambers: 3-0 | | | |
| 12/13/1922 | W UC 33, Maine 32 | 1 | Sch |
| 12/19/1927 | W UC 40, L.B. Harrison 37 | 1 | A |
| 1/14/1928 | W UC 36, Miami (OH) 35 | 1 | A |
| Frank Rice: 1-3 | | | |
| 1/3/1929 | L Wittenberg 45, UC 40 | 1 | A |
| 1/4/1930 | L Central YMCA 34, UC 30 | 1 | A |
| 2/19/1930 | W UC 37, Dayton 35 | 1 | Sch |
| 1/12/1932 | L Ohio Wesleyan 26, UC 24 | 1 | Sch |
| John Halliday: 0-1 | | | |
| 1/21/1933 | L Ohio 32, UC 28 | 1 | Sch |
| Tay Brown: 0-2 | | | |
| 12/28/1933 | L Wilmington 25, UC 22 | 1 | Sch |
| 1/22/1935 | L Ohio Wesleyan 41, UC 39 | 2 | Sch |
| Walter Van Winkle: 0-0 | | | |
| Clark Ballard: 2-0 | | | |
| 12/22/1939 | W UC 40, Wilmington 36 | 2 | Sch |
| 1/25/1940 | W UC 38, Wilmington 37 | 1 | A |
| Bob Reuss: 0-1 | | | |
| 2/12/1943 | L West. Reserve 55, UC 52 | 1 | XS |
| Ray Farnham: 0-0 | | | |
| John Wiethe: 1-4 | | | |
| 1/10/1948 | L Valparaiso 75, UC 69 | 1 | MH |
| 2/17/1948 | L Ohio 64, UC 62 | 1 | A |
| 2/7/1950 | L DePaul 67, UC 59 | 2 | A |
| 2/11/1950 | W UC 69, West Virginia 64 | 1 | A |
| 3/11/1951 | L St. Bonaventure 70, UC 67 | 2 | N |
| George Smith: 3-1 | | | |
| 3/14/1955 | W UC 85, Niagara 83 | 2 | N |
| 2/8/1956 | L Xavier 79, UC 72 | 1 | FH |
| 1/5/1959 | W UC 85, Bradley 84 | 2 | FH |
| 1/12/1959 | W UC 64, N. Texas State 56 | 1 | A |
| Ed Jucker: 4-5 | | | |
| 1/5/1961 | W UC 74, Houston 71 | 1 | FH |
| 3/25/1961 | W UC 70, Ohio State 65 | 1 | N |
| 1/10/1962 | L Bradley 70, UC 68 | 1 | A |
| 1/31/1963 | W UC 65, Drake 60 | 1 | FH |
| 3/23/1963 | L Loyola (Ill.) 60, UC 58 | 1 | N |
| 1/18/1964 | L Drake 76, UC 66 | 1 | A |
| 2/10/1964 | W UC 66, Houston 59 | 1 | A |
| 2/15/1964 | L Wichita State 59, UC 58 | 1 | FH |
| 1/19/1965 | L Louisville 82, UC 80 | 3 | A |
| Tay Baker: 7-2 | | | |
| 12/3/1966 | W UC 77, Wisconsin 70 | 1 | A |
| 12/10/1966 | W UC 45, Miami (OH) 44 | 1 | CG |
| 12/22/1966 | W UC 89, TCU 88 | 1 | FH |
| 1/7/1967 | W UC 74, N. Texas State 71 | 2 | FH |
| 3/3/1967 | W UC 79, Xavier 69 | 1 | CG |
| 12/5/1967 | L Tulsa 65, UC 64 | 1 | FH |
| 12/16/1967 | W UC 58, Kansas State 56 | 1 | A |
| 12/17/1970 | W UC 73, Iowa 70 | 1 | A |
| 2/5/1972 | L Toledo 89, UC 87 | 1 | FH |
| Gale Catlett: 2-2 | | | |
| 12/23/1972 | L Tulsa 92, UC 86 | 1 | A |
| 1/8/1973 | L La.-Lafayette 94, UC 88 | 1 | N |
| 3/21/1975 | W UC 95, Notre Dame 87 | 1 | N |
| 1/23/1978 | W UC 87, Pittsburgh 80 | 1 | RC |

| Date | Result | No. OT | Site |
|---------------------------|------------------------------|--------|------|
| Ed Badger: 3-4 | | | |
| 1/10/1979 | W UC 78, Pittsburgh 75 | 1 | A |
| 12/29/1979 | L Duke 87, UC 75 | 1 | A |
| 12/10/1980 | L Miami (OH) 91, UC 87 | 1 | A |
| 1/31/1981 | L Memphis 89, UC 85 | 4 | RC |
| 12/21/1981 | W UC 75, Bradley 73 | 7 | A |
| 2/6/1982 | L Boston Univ. 52, UC 50 | 1 | A |
| 12/21/1982 | W UC 88, Marshall 81 | 1 | RC |
| Tony Yates: 2-5 | | | |
| 1/18/1986 | W UC 107, Virginia Tech 104 | 2 | RC |
| 2/20/1986 | L Loyola (Ill.) 74, UC 72 | 1 | A |
| 1/20/1988 | L Louisville 91, UC 89 | 1 | CG |
| 1/25/1988 | L Memphis 75, UC 70 | 1 | A |
| 1/30/1988 | W UC 76, Dayton 74 | 1 | CG |
| 3/5/1988 | L South Carolina 78, UC 76 | 1 | A |
| 1/9/1989 | L Southern Miss 85, UC 84 | 1 | CG |
| Bob Huggins: 14-11 | | | |
| 1/31/1990 | L Xavier 90, UC 89 | 1 | A |
| 3/8/1990 | W UC 65, Florida State 64 | 1 | N |
| 2/16/1991 | L Virginia Tech 85, UC 81 | 1 | A |
| 3/18/1991 | L Oklahoma 89, UC 81 | 1 | A |
| 2/1/1993 | W UC 74, Miami (OH) 68 | 1 | A |
| 3/29/1993 | L North Carolina 75, UC 68 | 1 | N |
| 1/19/1994 | L Xavier 82, UC 76 | 1 | A |
| 2/13/1994 | W UC 89, Marquette 82 | 2 | A |
| 12/13/1994 | W UC 91, Minnesota 88 | 1 | A |
| 2/3/1995 | L Memphis 74, UC 69 | 1 | A |
| 3/9/1995 | W UC 96, DePaul 95 | 1 | N |
| 3/7/1996 | W UC 62, Saint Louis 59 | 1 | N |
| 3/9/1996 | W UC 85, Marquette 84 | 1 | N |
| 12/27/1997 | W UC 74, Massachusetts 66 | 1 | N |
| 1/22/1998 | L Marquette 66, UC 63 | 1 | A |
| 12/16/1998 | W UC 62, Minnesota 61 | 1 | A |
| 3/6/1999 | L DePaul 61, UC 60 | 1 | A |
| 12/22/2000 | W UC 77, Alabama 74 | 1 | N |
| 1/21/2001 | L Saint Louis 71, UC 62 | 1 | A |
| 1/28/2001 | W UC 78, Wake Forest 72 | 1 | SC |
| 2/18/2001 | L Marquette 66, UC 63 | 1 | SC |
| 3/3/2002 | W UC 80, Memphis 75 | 1 | SC |
| 3/17/2002 | L UCLA 105, UC 101 | 2 | N |
| 2/21/2004 | W UC 66, Louisville 61 | 1 | SC |
| 11/24/04 | W UC 76, Northern Iowa 70 | 2 | SC |
| Andy Kennedy: 1-1 | | | |
| 11/19/05 | W UC 79, Murray St. 75 | 1 | SC |
| 1/19/06 | L Xavier 73, UC 71 | 1 | A |
| Mick Cronin: 5-4 | | | |
| 1/20/07 | W UC 96, West Virginia 83 | 1 | SC |
| 2/28/07 | W UC 70, Seton Hall 67 | 1 | SC |
| 2/9/08 | W UC 72, Rutgers 68 | 1 | SC |
| 3/2/08 | L Providence 81, UC 79 | 1 | A |
| 12/20/08 | W UC 85, Eastern Kentucky 77 | 1 | SC |
| 2/7/09 | W UC 64, Georgetown 62 | 1 | SC |
| 3/7/09 | L Seton Hall 67, UC 63 | 1 | SC |
| 11/25/09 | L Gonzaga 61, UC 59 | 1 | N |
| 12/13/09 | L Xavier 83, UC 79 | 2 | A |

NOTES ON OVERTIME GAMES

| | |
|-----------------------------------|-------|
| UC's Overall Record: | 48-46 |
| 1 OT Games: | 40-39 |
| 2 OT Games: | 7-5 |
| 3 OT Games: | 0-1 |
| 4 OT Games: | 0-1 |
| 7 OT Games: | 1-0 |

Records in Overtime Games

| | | |
|--------------------------|--------------------|-------------|
| Home | 24-15 | .611 |
| Schmidlapp Gym..... | 3-4..... | .429 |
| Schmidt Fieldhouse | 0-1..... | .000 |
| Music Hall | 0-1..... | .000 |
| Armory Fieldhouse..... | 5-4..... | .556 |
| Cincinnati Gardens..... | 3-2..... | .600 |
| U.S. Bank Arena | 3-1..... | .750 |
| Fifth Third Arena | 10-2..... | .833 |

| | | |
|----------------------|--------------------|-------------|
| Away | 15-25 | .375 |
| Neutral | 9-6 | .600 |

Current Streak: Lost —3

Longest Winning Streak: 5 (Tay Baker - 1966-67)

Longest Losing Streak: 4 (Bob Reuss, 1943 - John Wiethe, 1950)

- On Dec. 21, 1981 Cincinnati and Bradley played an NCAA-record 7-overtime game which UC won, 75-73.
- Cincinnati has been involved in two of the five NCAA tournament championship games to go into overtime. The Bearcats defeated Ohio State, 70-65, in 1961 but lost to Loyola (Ill.), 60-58, in 1963.
- In 1966-67, Cincinnati played six overtime games, winning five.
- Most Frequent Overtime Opponents

| | |
|------------------|-----|
| Xavier..... | 1-5 |
| Marquette..... | 2-2 |
| Miami (OH) | 3-1 |
| Memphis..... | 1-3 |

UC Coaches in Overtime Games

| Coach (Years) | No. | Record | Pct. |
|---------------------------------------|----------------|------------------|-------------|
| Bob Huggins (1989-2005) | 25..... | 14-11..... | .560 |
| Tay Baker (1965-72) | 9..... | 7-2..... | .778 |
| Mick Cronin (2006-pres.) | 9 | 5-4 | .556 |
| Ed Jucker (1960-65) | 9..... | 4-5..... | .444 |
| Ed Badger (1978-83) | 7..... | 3-4..... | .429 |
| Tony Yates (1983-89) | 7..... | 2-5..... | .286 |
| John Wiethe (1946-52) | 5..... | 1-4..... | .200 |
| George Smith (1952-60) | 4..... | 3-1..... | .750 |
| Gale Catlett (1972-78)..... | 4..... | 2-2..... | .500 |
| Frank Rice (1928-32)..... | 4..... | 1-3..... | .250 |
| Boyd Chambers (1918-28) | 3..... | 3-0..... | 1.000 |
| Clark Ballard (1939-42) | 2..... | 2-0..... | 1.000 |
| Andy Kennedy (2005-06) | 2..... | 1-1..... | .250 |
| Tay Brown (1933-37)..... | 2..... | 0-2..... | .000 |
| John Halliday (1932-33) | 1..... | 0-1..... | .000 |
| Bob Reuss (1942-44) | 1..... | 0-1..... | .000 |
| Walter Van Winkle (1937-39) | 0..... | —..... | — |
| Ray Farnham (1944-46) | 0..... | —..... | — |

INDIVIDUAL CAREER RECORDS

POINTS

| Rk. | Points | Player | Seasons |
|-----|--------------|---------------------------|-----------------------|
| 1. | 2,973 | Oscar Robertson..... | (3) 1957-60 |
| 2. | 1,985 | Steve Logan | (4) 1998-02 |
| 3. | 1,881 | Danny Fortson..... | (3) 1994-97 |
| 4. | 1,789 | Roger McClendon..... | (4) 1984-88 |
| 5. | 1,762 | Pat Cummings..... | (4) 1974-79 |
| 6. | 1,666 | Ron Bohnam | (3) 1962-64 |
| 7. | 1,644 | Louis Banks..... | (4) 1988-91 |
| 8. | 1,598 | Jack Twyman..... | (4) 1952-55 |
| 9. | 1,585 | Lloyd Batts..... | (3) 1972-74 |
| 10. | 1,584 | Darnell Burton | (4) 1994-97 |
| | 1,584 | Deonta Vaughn..... | (4) 2006-pres. |
| 12. | 1,566 | Jason Maxiell | (4) 2001-05 |
| 13. | 1,498 | Robert Miller..... | (3) 1975-78 |
| 14. | 1,451 | Dwight Jones..... | (4) 1979-82 |
| 15. | 1,391 | Paul Hogue..... | (3) 1960-62 |
| 16. | 1,385 | Bobby Austin | (4) 1979-82 |
| 17. | 1,328 | Derrek Dickey..... | (3) 1971-73 |
| 18. | 1,320 | Levertis Robinson..... | (4) 1988-91 |
| 19. | 1,318 | Leonard Stokes..... | (4) 2000-03 |
| 20. | 1,316 | Damon Flint | (4) 1994-97 |

GAMES PLAYED

| Rk. | Games | Player | Seasons |
|-----|------------|---------------------------|-------------------|
| 1. | 135 | Steve Logan | 1998-02 |
| 2. | 131 | Keith Gregor..... | 1992-96 |
| 3. | 130 | Darnell Burton | 1993-97 |
| 4. | 129 | Bobby Brannen | 1994-98 |
| | | Leonard Stokes..... | 1999-03 |
| | | Jason Maxiell | 2001-05 |
| - | 105 | Deonta Vaughn..... | 2006-pres. |

GAMES STARTED

| Rk. | Starts | Player | Seasons |
|-----|------------|---------------------------|-------------------|
| 1. | 112 | Dwight Jones..... | 1979-83 |
| 2. | 108 | Roger McClendon..... | 1984-88 |
| 3. | 106 | Steve Logan | 1998-02 |
| 4. | 104 | Steve Collier | 1974-78 |
| - | 100 | Deonta Vaughn..... | 2006-pres. |

MINUTES PLAYED

| Rk. | Min. | Player | Seasons |
|-----|--------------|---------------------------|-------------------|
| 1. | 3,946 | Dwight Jones | 1979-83 |
| 2. | 3,902 | Steve Logan | 1998-02 |
| 3. | 3,631 | Louis Banks..... | 1987-91 |
| 5. | 3,619 | Damon Flint | 1993-97 |
| 6. | 3,563 | Jason Maxiell | 2001-05 |
| - | 3,520 | Deonta Vaughn..... | 2006-pres. |

FIELD GOALS MADE

| Rk. | FGM | Player | Seasons |
|-----|------------|---------------------------|-------------------|
| 1. | 1,052 | Oscar Robertson..... | 1957-60 |
| 2. | 756 | Pat Cummings..... | 1974-79 |
| 3. | 709 | Roger McClendon..... | 1984-88 |
| 4. | 676 | Lloyd Batts..... | 1971-74 |
| 5. | 655 | Danny Fortson..... | 1994-97 |
| - | 520 | Deonta Vaughn..... | 2006-pres. |

FIELD GOALS ATTEMPTED

| Rk. | FGA | Player | Seasons |
|-----|--------------|---------------------------|-------------------|
| 1. | 1,968 | Oscar Robertson..... | 1957-60 |
| 2. | 1,477 | Jack Twyman..... | 1951-55 |
| 3. | 1,475 | Steve Logan | 1998-02 |
| 4. | 1,476 | Roger McClendon..... | 1984-88 |
| 5. | 1,456 | Lloyd Batts..... | 1971-74 |
| — | 1,312 | Deonta Vaughn..... | 2006-pres. |

3-POINT FIELD GOALS MADE

| Rk. | 3FG | Player | Seasons |
|-----|------------|---------------------------|-------------------|
| 1. | 306 | Darnell Burton | 1993-97 |
| 2. | 262 | Field Williams | 2000-04 |
| 3. | 260 | LaZelle Durden | 1992-95 |
| | 260 | Deonta Vaughn..... | 2006-pres. |
| 4. | 258 | Steve Logan | 1998-02 |

3-POINT FIELD GOALS ATTEMPTED

| Rk. | 3FGA | Player | Seasons |
|-----|------------|---------------------------|-------------------|
| 1. | 777 | Darnell Burton | 1993-97 |
| 2. | 765 | Deonta Vaughn..... | 2006-pres. |
| 3. | 682 | Steve Logan | 1998-02 |
| 4. | 675 | LaZelle Durden | 1992-95 |
| 5. | 654 | Field Williams | 2000-04 |
| 6. | 593 | Damon Flint | 1993-97 |

3-POINT FIELD GOAL PCT (min. 100 made)

| Rk. | Pct. | Player | Seasons |
|-----|-------------|--------------------------------|-------------------|
| 1. | .401 | Field Williams (262-654)..... | 2000-04 |
| 2. | .394 | Darnell Burton (306-777) | 1993-97 |
| 3. | .385 | LaZelle Durden (260-675) | 1992-95 |
| 4. | .378 | Steve Logan (258-682)..... | 1998-02 |
| 5. | .358 | Nick Van Exel (147-411) | 1991-93 |
| - | .340 | Deonta Vaughn..... | 2006-pres. |

FREE THROW PCT (min. 200 made)

| Rk. | Pct. | Player | Seasons |
|-----|-------------|-------------------------------------|-------------------|
| 1. | .861 | Steve Logan (445-517)..... | 1998-02 |
| 2. | .831 | Ron Bonham (458-551) | 1961-64 |
| 3. | .818 | James White (274-335)..... | 2003-06 |
| 4. | .793 | Bobby Brannen (275-347) | 1994-98 |
| 5. | .787 | Deonta Vaughn (265-337)..... | 2006-pres. |

ASSISTS

| Rk. | Assists | Player | Seasons |
|-----|------------|---------------------------|-------------------|
| 1. | 500 | Eddie Lee | 1976-80 |
| 2. | 456 | Steve Logan | 1998-02 |
| 3. | 432 | Deonta Vaughn..... | 2006-pres. |
| 4. | 425 | Oscar Robertson..... | 1957-60 |
| 5. | 407 | Damon Flint | 1993-97 |

STEALS

| Rk. | Steals | Player | Seasons |
|-----|------------|---------------------------|-------------------|
| 1. | 189 | David Kennedy..... | 1977-81 |
| 2. | 184 | Darnell Burton | 1993-97 |
| 3. | 163 | Eddie Lee | 1976-80 |
| 4. | 153 | Louis Banks..... | 1987-91 |
| 5. | 150 | Tarrance Gibson | 1989-93 |
| - | 146 | Deonta Vaughn..... | 2006-pres. |

Game No. 1

Prairie View A&M 62
Cincinnati 69

Nov. 16, 2009 Fifth Third Arena • Cincinnati, OH

Final: Trailing by eight at halftime, the Bearcats rallied in the second half to knock off Prairie View A&M, 69-62.

Defining Moment: UC held PVAMU without a field goal from the 16:37 mark of the second half to the 7:53 mark and went on a 14-0 run during that span to take a 50-46 advantage and never looked back.

Key Stats: After shooting 28.6 percent from the field in the first half, UC shot 53.8 percent from the field in the second half.

Performance Leaders: Deonta Vaughn - 15 pts., 5 reb., 3 ast.; Cashmere Wright - 12 pts., 5 reb.; Yancy Gates - 10 reb.

| PRairie View A&M | min | fg-a | 3fg-a | ft-a | reb | ast | to | bk | st | pf | pts |
|----------------------|-----|-------|-------|------|-----|-----|----|----|----|----|-----|
| Darnell Huggie, f | 33 | 7-13 | 1-2 | 1-6 | 4 | 1 | 3 | 2 | 2 | 5 | 16 |
| Dorian McDaniel, f | 33 | 4-8 | 3-4 | 0-0 | 5 | 1 | 1 | 0 | 0 | 3 | 11 |
| Michael Griffin, g | 26 | 3-16 | 3-12 | 2-2 | 3 | 1 | 3 | 0 | 1 | 2 | 11 |
| Christopher Jones, g | 37 | 4-7 | 1-1 | 1-2 | 9 | 7 | 2 | 0 | 3 | 2 | 10 |
| Tim Meadows, g | 31 | 0-5 | 0-3 | 0-0 | 3 | 4 | 3 | 0 | 1 | 1 | 0 |
| Phillip Gates | +0 | 0-0 | 0-0 | 0-0 | 0 | 0 | 0 | 0 | 0 | 1 | 0 |
| Alex Richman | 5 | 1-1 | 1-1 | 0-0 | 0 | 0 | 0 | 0 | 0 | 1 | 3 |
| Chris Sights | 3 | 0-0 | 0-0 | 0-0 | 0 | 0 | 0 | 0 | 0 | 1 | 0 |
| Duwan Kornegay | 18 | 4-6 | 3-5 | 0-0 | 1 | 0 | 2 | 0 | 0 | 3 | 11 |
| Grady Green | 5 | 0-4 | 0-1 | 0-0 | 0 | 0 | 0 | 0 | 0 | 1 | 0 |
| Tarrence Garrison | 6 | 0-1 | 0-0 | 0-0 | 0 | 0 | 0 | 0 | 0 | 0 | 0 |
| Brandon Webb | 3 | 0-1 | 0-0 | 0-0 | 2 | 0 | 0 | 0 | 0 | 0 | 0 |
| Team | | | | | 5 | | | | | | |
| Totals | 200 | 23-62 | 12-29 | 4-10 | 32 | 14 | 14 | 2 | 7 | 20 | 62 |

| CINCINNATI | min | fg-a | 3fg-a | ft-a | reb | ast | to | bk | st | pf | pts |
|---------------------|-----|-------|-------|-------|-----|-----|----|----|----|----|-----|
| Lance Stephenson, g | 22 | 2-10 | 0-3 | 3-5 | 4 | 2 | 1 | 0 | 0 | 0 | 7 |
| Yancy Gates, f | 22 | 2-5 | 0-0 | 1-2 | 10 | 1 | 2 | 2 | 1 | 2 | 5 |
| Steve Toyloy, c | 29 | 1-3 | 0-0 | 0-0 | 9 | 4 | 4 | 0 | 0 | 3 | 2 |
| Cashmere Wright, g | 22 | 4-9 | 2-5 | 2-7 | 5 | 1 | 2 | 0 | 2 | 1 | 12 |
| Deonta Vaughn, g | 27 | 4-14 | 2-10 | 5-6 | 5 | 3 | 3 | 0 | 1 | 4 | 15 |
| Dion Dixon | 22 | 2-5 | 1-4 | 0-0 | 3 | 1 | 0 | 0 | 2 | 1 | 5 |
| Larry Davis | 20 | 5-8 | 2-5 | 1-1 | 0 | 1 | 3 | 0 | 0 | 0 | 13 |
| Darnell Wilks | 12 | 1-3 | 0-1 | 0-0 | 5 | 2 | 2 | 0 | 0 | 1 | 2 |
| Rashad Bishop | 21 | 3-4 | 1-2 | 1-2 | 3 | 2 | 0 | 0 | 0 | 1 | 8 |
| Jaquon Parker | 3 | 0-0 | 0-0 | 0-0 | 0 | 0 | 0 | 0 | 0 | 0 | 0 |
| Team | | | | | 3 | | | | | | |
| Totals | 200 | 24-61 | 8-30 | 13-23 | 47 | 17 | 17 | 2 | 6 | 13 | 69 |

Halftime: Prairie View A&M 38, Cincinnati 30. Dead Ball Rebounds: Cincinnati 7, Prairie View A&M 6. Technical: Cincinnati - None, Prairie View A&M - None. Officials: Mike Roberts, Todd Williams, Lamar Simpson. Attendance: 6,777.

Game No. 2

Toledo 68
Cincinnati 92

Nov. 18, 2009 Fifth Third Arena • Cincinnati, OH

Final: Cincinnati went on a 17-3 run to open the game and cruised to a 92-68 win over Toledo.

Defining Moment: With the Bearcats leading, 57-49, with 13:56 left in the game, UC went on a 14-0 run over the next 2:13 to put the game out of reach.

Key Stats: UC shot 52.1 percent (37-of-71) from the field and dished out 27 assists vs. Toledo, the most assists in a game under head coach Mick Cronin at Cincinnati.

Performance Leaders: Rashad Bishop - career-high 20 pts., 8 reb., 5 ast.; Lance Stephenson - 16 pts., 3 reb., 2 ast.

| TOLEDO | min | fg-a | 3fg-a | ft-a | reb | ast | to | bk | st | pf | pts |
|---------------------|-----|-------|-------|------|-----|-----|----|----|----|----|-----|
| Jordan Dressler, f | 12 | 1-3 | 1-1 | 0-0 | 2 | 0 | 2 | 0 | 0 | 2 | 3 |
| Justin Anyjong, c | 32 | 6-8 | 0-0 | 0-0 | 4 | 0 | 4 | 0 | 0 | 2 | 10 |
| Larry Bastfield, g | 32 | 1-2 | 0-1 | 2-6 | 3 | 7 | 1 | 0 | 0 | 2 | 4 |
| Stephen Albrecht, g | 36 | 7-11 | 5-9 | 0-0 | 1 | 2 | 3 | 0 | 0 | 0 | 19 |
| Jake Barnett, g | 35 | 8-15 | 3-4 | 2-3 | 4 | 2 | 4 | 0 | 3 | 1 | 21 |
| Josh Freelove | 17 | 4-7 | 0-0 | 0-0 | 1 | 0 | 2 | 0 | 0 | 0 | 8 |
| Mouhammed Lo | 15 | 1-8 | 0-0 | 1-2 | 6 | 1 | 0 | 0 | 0 | 2 | 3 |
| Ian Salter | 20 | 0-0 | 0-0 | 0-0 | 3 | 0 | 0 | 0 | 0 | 3 | 0 |
| Team | | | | | 4 | | | | | | |
| Totals | 200 | 26-54 | 11-21 | 5-11 | 28 | 12 | 16 | 0 | 3 | 12 | 68 |

| CINCINNATI | min | fg-a | 3fg-a | ft-a | reb | ast | to | bk | st | pf | pts |
|---------------------|-----|-------|-------|------|-----|-----|----|----|----|----|-----|
| Lance Stephenson, g | 28 | 6-13 | 2-4 | 2-2 | 3 | 2 | 3 | 0 | 0 | 2 | 16 |
| Yancy Gates, f | 27 | 6-8 | 0-0 | 2-3 | 3 | 4 | 3 | 0 | 1 | 14 | |
| Steve Toyloy, c | 17 | 2-3 | 0-0 | 0-0 | 5 | 0 | 0 | 0 | 0 | 1 | 4 |
| Cashmere Wright, g | 24 | 3-6 | 1-3 | 0-0 | 0 | 3 | 1 | 0 | 2 | 3 | 7 |
| Deonta Vaughn, g | 24 | 5-9 | 2-6 | 1-2 | 4 | 9 | 1 | 0 | 4 | 1 | 13 |
| Eddie Tyree | 1 | 1-1 | 0-0 | 0-0 | 0 | 0 | 0 | 0 | 0 | 1 | 2 |
| Dion Dixon | 15 | 1-3 | 0-2 | 0-0 | 0 | 0 | 1 | 0 | 1 | 0 | 2 |
| Alex Eppenstein | 1 | 0-1 | 0-0 | 0-0 | 0 | 0 | 0 | 0 | 0 | 0 | 0 |
| Larry Davis | 15 | 2-8 | 2-6 | 0-0 | 5 | 2 | 0 | 0 | 0 | 1 | 6 |
| Darnell Wilks | 8 | 1-2 | 0-0 | 1-1 | 0 | 0 | 1 | 1 | 0 | 2 | 3 |
| Rashad Bishop | 24 | 8-13 | 1-3 | 3-4 | 8 | 5 | 0 | 1 | 1 | 0 | 20 |
| Anthony McClain | 3 | 0-1 | 0-0 | 0-0 | 1 | 0 | 0 | 0 | 0 | 1 | 0 |
| Jaquon Parker | 13 | 2-3 | 1-2 | 0-0 | 5 | 2 | 0 | 0 | 1 | 0 | 5 |
| Team | | | | | 4 | | | | | | |
| Totals | 200 | 37-71 | 9-26 | 9-12 | 38 | 27 | 10 | 5 | 9 | 13 | 92 |

Halftime: Cincinnati 49, Toledo 33. Dead Ball Rebounds: Cincinnati 2, Toledo 3. Technical: Cincinnati - None, Toledo - None. Officials: Gene Steratore, Brent Barnaky, Les Jones. Attendance: 7,010.

Game No. 3

Cincinnati 67
No. 24/24 Vanderbilt 58

Nov. 23, 2009 Maui Invitational • Lahaina Civic Center • Lahaina, HI

Final: Yancy Gates and Dion Dixon each posted double-doubles for Cincinnati as the Bearcats scored a first half scoring burst to move past No. 24/24 Vanderbilt, 67-58, in the first round of the EA Sports Maui Invitational.

Defining Moment: Midway through the first half, Yancy Gates led UC on an 18-2 run, scoring 12 of his game-high tying 16 points, to put the Bearcats away for good.

Key Stats: UC dominated the glass vs. the Commodores, out-rebounding Vanderbilt, 53-32.

Performance Leaders: Yancy Gates - 16 pts, 10 reb.; Dion Dixon - 12 pts., 10 reb., 2 ast.

| CINCINNATI | min | fg-a | 3fg-a | ft-a | reb | ast | to | bk | st | pf | pts |
|---------------------|-----|-------|-------|-------|-----|-----|----|----|----|----|-----|
| Rashad Bishop, f | 24 | 4-6 | 1-2 | 0-0 | 6 | 3 | 0 | 1 | 1 | 4 | 9 |
| Lance Stephenson, g | 32 | 4-10 | 0-4 | 0-0 | 5 | 0 | 2 | 0 | 3 | 1 | 8 |
| Yancy Gates, f | 25 | 7-13 | 0-0 | 2-2 | 10 | 1 | 4 | 1 | 0 | 4 | 16 |
| Cashmere Wright, g | 24 | 2-13 | 0-1 | 0-0 | 1 | 3 | 1 | 0 | 1 | 1 | 4 |
| Deonta Vaughn, g | 15 | 1-3 | 1-2 | 5-6 | 2 | 2 | 4 | 0 | 1 | 4 | 8 |
| Dion Dixon | 30 | 5-12 | 1-4 | 1-1 | 10 | 1 | 2 | 1 | 0 | 3 | 12 |
| Larry Davis | 12 | 0-2 | 0-1 | 0-0 | 3 | 0 | 0 | 0 | 2 | 1 | 0 |
| Darnell Wilks | 6 | 1-3 | 0-1 | 0-0 | 1 | 0 | 1 | 0 | 1 | 2 | 2 |
| Steve Toyloy | 24 | 1-4 | 0-0 | 2-4 | 6 | 0 | 1 | 1 | 0 | 3 | 4 |
| Jaquon Parker | 8 | 2-2 | 0-0 | 0-0 | 1 | 1 | 1 | 0 | 0 | 0 | 4 |
| Team | | | | | 8 | | | | | | |
| Totals | 200 | 27-68 | 3-15 | 10-13 | 53 | 11 | 18 | 4 | 9 | 23 | 67 |

| VANDERBILT | min | fg-a | 3fg-a | ft-a | reb | ast | to | bk | st | pf | pts |
|--------------------|-----|-------|-------|-------|-----|-----|----|----|----|----|-----|
| Andre Walker, f | 29 | 1-5 | 0-0 | 2-2 | 9 | 1 | 3 | 1 | 0 | 4 | 4 |
| Jeffery Taylor, f | 32 | 2-8 | 0-1 | 7-9 | 6 | 2 | 4 | 0 | 3 | 3 | 11 |
| A.J. Ogilvy, c | 22 | 3-8 | 0-0 | 7-9 | 6 | 1 | 0 | 2 | 0 | 2 | 13 |
| Jermaine Beal, g | 35 | 4-11 | 2-7 | 6-7 | 0 | 0 | 2 | 0 | 4 | 0 | 16 |
| Brad Tinsley, g | 18 | 0-5 | 0-3 | 0-0 | 0 | 0 | 2 | 0 | 0 | 1 | 0 |
| Charles Hinkle | 2 | 0-0 | 0-0 | 0-0 | 0 | 0 | 0 | 0 | 0 | 0 | 0 |
| Festus Ezeli | 15 | 0-0 | 0-0 | 2-4 | 1 | 0 | 1 | 3 | 0 | 1 | 2 |
| Lance Goulbourne | 6 | 0-2 | 0-1 | 0-0 | 0 | 0 | 0 | 0 | 0 | 0 | 0 |
| Darshawn McClellan | 10 | 0-2 | 0-1 | 0-2 | 2 | 0 | 1 | 0 | 0 | 1 | 0 |
| John Jenkins | 25 | 4-9 | 3-6 | 0-0 | 1 | 1 | 1 | 0 | 0 | 2 | 11 |
| Steve Kchiengang | 6 | 0-1 | 0-0 | 1-2 | 2 | 0 | 2 | 0 | 0 | 2 | 1 |
| Team | | | | | 5 | | | | | | |
| Totals | 200 | 14-51 | 5-19 | 25-35 | 32 | 5 | 16 | 6 | 7 | 16 | 58 |

Halftime: Cincinnati 36, Vanderbilt 24. Dead Ball Rebounds: Cincinnati 3, Vanderbilt 3. Technical: Cincinnati - None, Vanderbilt - Coach. Officials: Dick Cartmell, Zeltan Steed, Joseph Lindsay. Attendance: 2,400.

Game No. 4

No. 21/22 Maryland 57
Cincinnati 69

Nov. 24, 2009 Maui Invitational • Lahaina Civic Center • Lahaina, HI

Final: Cincinnati knocked off its second straight nationally-ranked opponent, Maryland, 69-57, to advance to the championship game of the EA Sports Maui Invitational.

Defining Moment: Maryland came out of halftime and clawed their way within eight after four straight points from Sean Mosley. UC's Rashad Bishop halted the momentum with a long-distance 3-pointer to stretch the lead to 42-31 with 13:20 to play.

Key Stats: UC held the Terrapins to 35.4 percent shooting, including 14.3 percent from 3-point range, and outrebounded Maryland, 47-33.

Performance Leaders: Yancy Gates - 17 pts., 13 reb., 1 blk.; Deonta Vaughn - 16 pts., 3 reb., 5 ast.

| MARYLAND | min | fg-a | 3fg-a | ft-a | reb | ast | to | bk | st | pf | pts |
|---------------------|-----|-------|-------|-------|-----|-----|----|----|----|----|-----|
| Landon Milbourne, f | 22 | 3-4 | 0-0 | 1-2 | 0 | 0 | 1 | 0 | 0 | 4 | 7 |
| Jordan Williams, f | 22 | 2-5 | 0-0 | 0-2 | 9 | 0 | 0 | 1 | 1 | 4 | 4 |
| Eric Hayes, g | 31 | 2-5 | 1-4 | 0-0 | 1 | 1 | 0 | 1 | 0 | 3 | 5 |
| Sean Mosley, g | 32 | 2-8 | 1-1 | 4-6 | 4 | 1 | 3 | 0 | 1 | 1 | 9 |
| Greivis Vasquez, g | 34 | 5-17 | 0-5 | 9-12 | 5 | 4 | 3 | 0 | 3 | 0 | 19 |
| Jin Soo Choi | 11 | 0-2 | 0-0 | 0-0 | 3 | 0 | 0 | 0 | 1 | 1 | 0 |
| Adrian Bowie | 13 | 0-4 | 0-3 | 0-0 | 1 | 2 | 0 | 0 | 1 | 2 | 0 |
| Cliff Tucker | 17 | 1-2 | 0-1 | 2-4 | 3 | 2 | 1 | 0 | 1 | 1 | 4 |
| Steve Goins | 1 | 0-0 | 0-0 | 0-0 | 0 | 0 | 0 | 0 | 1 | 0 | 0 |
| James Padgett | 17 | 4-6 | 0-0 | 1-5 | 25 | 0 | 1 | 0 | 0 | 2 | 9 |
| Team | | | | | 2 | | | | | | |
| Totals | 200 | 19-53 | 2-14 | 17-31 | 33 | 10 | 9 | 2 | 9 | 18 | 57 |

| CINCINNATI | min | fg-a | 3fg-a | ft-a | reb | ast | to | bk | st | pf | pts |
|---------------------|-----|-------|-------|-------|-----|-----|----|----|----|----|-----|
| Rashad Bishop, f | 34 | 2-6 | 1-3 | 0-1 | 7 | 1 | 3 | 2 | 2 | 4 | 5 |
| Lance Stephenson, g | 29 | 5-9 | 1-2 | 0-0 | 8 | 4 | 3 | 1 | 2 | 3 | 11 |
| Yancy Gates, f | 29 | 7-11 | 0-0 | 3-6 | 13 | 0 | 2 | 1 | 0 | 1 | 17 |
| Cashmere Wright, g | 16 | 1-6 | 0-2 | 4-5 | 0 | 0 | 1 | 0 | 0 | 4 | 6 |
| Deonta Vaughn, g | 36 | 5-13 | 2-7 | 4-4 | 3 | 5 | 2 | 0 | 3 | 16 | |
| Dion Dixon | 16 | 4-7 | 0-1 | 0-0 | 5 | 1 | 1 | 0 | 0 | 1 | 8 |
| Larry Davis | 10 | 0-0 | 0-0 | 0-0 | 0 | 0 | 0 | 0 | 0 | 1 | 0 |
| Darnell Wilks | 3 | 1-1 | 0-0 | 0-0 | 1 | 0 | 1 | 0 | 0 | 2 | 2 |
| Steve Toyloy | 11 | 1-5 | 0-0 | 0-0 | 4 | 0 | 0 | 0 | 0 | 1 | 2 |
| Jaquon Parker | 16 | 1-3 | 0-2 | 0-1 | 4 | 1 | 1 | 0 | 1 | 4 | 2 |
| Team | | | | | 2 | | | | | | |
| Totals | 200 | 27-61 | 4-17 | 11-17 | 47 | 12 | 15 | 4 | 5 | 24 | 69 |

Halftime: Cincinnati 30, Maryland 18. Dead Ball Rebounds: Cincinnati 1, Maryland 7. Technical: Cincinnati - None, Maryland - None. Officials: Mike Stuart, Earl Walton, Dick Cartmell. Attendance: 2,400.

Game No. 5

Cincinnati 59
Gonzaga 61

Nov. 25, 2009 Maui Invitational • Lahaina Civic Center • Lahaina, HI

Final: After leading most of the game, Cincinnati allowed Gonzaga to tie the game with 15 seconds and lost, 61-59, to the Bulldogs in the championship game of the Maui Invitational.

Defining Moment: Down by two, Cashmere Wright drove to the basket and missed a contested lay-up as time expired in overtime.

Key Stats: UC was outrebounded for the first time in 2009-10, 40-35, and shot just 35.4 percent from the field and 45.

Game No. 7

Miami (OH)
No. 19/19 Cincinnati 63

Dec. 10, 2009 U.S. Bank Arena • Cincinnati, OH

Final: After a close first half, Cincinnati shot 55 percent from the field in the second half and held on for a 63-59 victory over Miami.

Defining Moment: After Miami cut the lead to two points with 5:00 remaining at 49-47, the Bearcats went on an 8-0 run to extend its lead to 10, its largest lead of the game, with 1:00 left.

Key Stats: After shooting 32.1 percent from the field in the first half, UC shot 55.0 percent from the field in the second half, including 2-for-5 from 3-point range.

Performance Leaders: Lance Stephenson - 17 pts., 8 reb., 3 ast. (led team in all three categories); Cashmere Wright - 12 pts.

| MIAMI (OH) | min | fg-a | 3fg-a | ft-a | reb | ast | to | bk | st | pf | pts |
|----------------------|-----|-------|-------|-------|-----|-----|----|----|----|----|-----|
| Nick Winbush, f | 34 | 5-10 | 3-8 | 0-0 | 7 | 2 | 0 | 0 | 3 | 5 | 13 |
| Antonio Ballard, f | 16 | 1-6 | 0-2 | 0-0 | 4 | 1 | 1 | 0 | 1 | 1 | 2 |
| Adam Fletcher, c | 29 | 2-6 | 0-0 | 0-0 | 4 | 1 | 2 | 1 | 1 | 3 | 4 |
| Rodney Haddix, g | 16 | 1-5 | 0-0 | 0-1 | 3 | 4 | 2 | 0 | 1 | 4 | 2 |
| Kenny Hayes, g | 37 | 7-13 | 3-7 | 2-2 | 3 | 2 | 0 | 0 | 0 | 1 | 19 |
| Allen Roberts | 3 | 0-2 | 0-1 | 0-0 | 0 | 0 | 1 | 2 | 0 | 0 | 0 |
| Julian Mavunga | 27 | 6-9 | 1-1 | 0-0 | 5 | 0 | 1 | 1 | 0 | 2 | 13 |
| Kramer Soderberg | 31 | 1-5 | 1-4 | 0-0 | 0 | 3 | 0 | 0 | 0 | 4 | 3 |
| Orlando Williams | 7 | 1-2 | 1-2 | 0-0 | 2 | 0 | 0 | 0 | 0 | 1 | 3 |
| Team | | | | | 1 | | | | | | |
| Totals | 200 | 24-58 | 9-27 | 2-3 | 29 | 14 | 14 | 4 | 6 | 21 | 59 |
| | | .414 | .333 | .667 | | | | | | | |
| CINCINNATI | min | fg-a | 3fg-a | ft-a | reb | ast | to | bk | st | pf | pts |
| Rashad Bishop, f | 23 | 2-5 | 0-1 | 1-2 | 1 | 1 | 0 | 0 | 0 | 0 | 5 |
| Steve Toyloy, c | 13 | 3-4 | 0-0 | 2-6 | 4 | 0 | 3 | 0 | 0 | 3 | 8 |
| Deonta Vaughn, g | 26 | 0-2 | 0-1 | 0-0 | 4 | 1 | 1 | 0 | 2 | 3 | 0 |
| Stephenson, Lance, g | 26 | 6-11 | 0-1 | 5-6 | 8 | 3 | 2 | 0 | 3 | 0 | 17 |
| Jaquon Parker, g | 6 | 0-1 | 0-1 | 0-0 | 2 | 0 | 1 | 0 | 1 | 0 | 0 |
| Cashmere Wright | 29 | 4-8 | 1-4 | 3-4 | 1 | 1 | 1 | 0 | 1 | 1 | 12 |
| Dion Dixon | 21 | 2-5 | 0-2 | 4-6 | 4 | 2 | 1 | 0 | 1 | 1 | 8 |
| Larry Davis | 12 | 1-4 | 1-1 | 2-2 | 3 | 0 | 1 | 0 | 0 | 1 | 5 |
| Darnell Wilks | 15 | 0-1 | 0-1 | 0-0 | 2 | 0 | 2 | 0 | 0 | 0 | 0 |
| Anthony McClain | 2 | 0-1 | 0-0 | 0-0 | 1 | 0 | 0 | 0 | 0 | 0 | 0 |
| Yancy Gates | 27 | 2-6 | 0-0 | 4-6 | 4 | 0 | 1 | 4 | 0 | 1 | 8 |
| Team | | | | | 4 | | | | | | |
| Totals | 200 | 20-48 | 2-12 | 21-32 | 38 | 8 | 13 | 4 | 8 | 10 | 63 |
| | | .417 | .167 | .656 | | | | | | | |

Halftime: Cincinnati 24, Miami 23. Dead Ball Rebounds: Cincinnati 6, Miami 1. Technical: Cincinnati - None, Miami - None. Officials: Gene Steratore, Clarence Armstrong, Karl Hess. Attendance: 6,280.

Game No. 8

No. 19/19 Cincinnati 79
Xavier 20783

Dec. 13, 2009 Cintas Center • Cincinnati, OH

Final: In the first double overtime game in the history of the Crosstown Shootout, Xavier pulled out a thrilling 83-79 win.

Defining Moment: After the Bearcats got up by three points with 3:03 left in the second overtime, Xavier scored the final seven points of the game to pull out the victory.

Key Stats: Xavier outscored UC 28-10 from the free throw line. UC was 10-for-22 (.455) from the charity stripe, while the Musketeers were 28-for-36 (.778).

Performance Leaders: Lance Stephenson - career high 22 pts., 6 reb.; Yancy Gates - 18 points, 6 reb.; Deonta Vaughn - 13 pts., career-high tying 9 reb.

| CINCINNATI | min | fg-a | 3fg-a | ft-a | reb | ast | to | bk | st | pf | pts |
|---------------------|-----|-------|-------|-------|-----|-----|----|----|----|----|-----|
| Rashad Bishop, f | 26 | 2-3 | 0-1 | 1-2 | 3 | 2 | 1 | 1 | 0 | 3 | 5 |
| Steve Toyloy, c | 10 | 0-2 | 0-0 | 2-2 | 2 | 0 | 0 | 0 | 0 | 4 | 0 |
| Cashmere Wright, g | 32 | 1-4 | 0-0 | 2-4 | 3 | 4 | 2 | 0 | 0 | 1 | 4 |
| Deonta Vaughn, g | 42 | 6-19 | 1-7 | 0-0 | 9 | 2 | 3 | 0 | 1 | 4 | 13 |
| Lance Stephenson, g | 42 | 9-19 | 2-4 | 2-4 | 6 | 1 | 1 | 1 | 0 | 4 | 22 |
| Dion Dixon | 12 | 0-2 | 0-1 | 3-4 | 1 | 1 | 0 | 0 | 1 | 4 | 3 |
| Larry Davis | 21 | 2-8 | 0-3 | 0-0 | 5 | 1 | 1 | 0 | 1 | 1 | 4 |
| Darnell Wilks | 14 | 3-5 | 2-4 | 0-0 | 5 | 0 | 2 | 0 | 0 | 2 | 8 |
| Anthony McClain | 1 | 0-0 | 0-0 | 0 | 0 | 0 | 0 | 0 | 0 | 0 | 0 |
| Ibrahima Thomas | 7 | 1-6 | 0-2 | 0-0 | 2 | 0 | 0 | 1 | 0 | 2 | 2 |
| Yancy Gates | 40 | 8-16 | 0-1 | 2-6 | 6 | 0 | 1 | 2 | 0 | 2 | 18 |
| Jaquon Parker | 3 | 0-0 | 0-0 | 0-0 | 0 | 0 | 0 | 0 | 0 | 1 | 0 |
| Team | | | | | 9 | | | | | | |
| Totals | 250 | 32-85 | 5-23 | 10-22 | 52 | 11 | 12 | 6 | 3 | 28 | 79 |
| | | .376 | .217 | .455 | | | | | | | |
| XAVIER | min | fg-a | 3fg-a | ft-a | reb | ast | to | bk | st | pf | pts |
| Jamel McLean, f | 19 | 0-3 | 0-0 | 1-2 | 5 | 0 | 1 | 3 | 0 | 2 | 1 |
| Jason Love, c | 41 | 3-9 | 0-0 | 1-4 | 19 | 0 | 2 | 5 | 1 | 3 | 7 |
| Mark Lyons, g | 31 | 3-6 | 1-2 | 4-5 | 3 | 2 | 3 | 0 | 1 | 1 | 11 |
| Dante Jackson, g | 28 | 2-5 | 2-4 | 3-4 | 3 | 1 | 0 | 0 | 0 | 4 | 9 |
| Terrell Holloway, g | 42 | 7-13 | 1-5 | 11-11 | 1 | 4 | 3 | 0 | 1 | 1 | 26 |
| Brad Redford | 15 | 0-0 | 0-0 | 0 | 0 | 0 | 0 | 0 | 0 | 1 | 0 |
| Andrew Taylor | 14 | 2-3 | 0-0 | 0-0 | 1 | 0 | 0 | 0 | 2 | 2 | 4 |
| Kenny Frease | 22 | 3-5 | 0-1 | 3-4 | 5 | 0 | 2 | 3 | 0 | 3 | 9 |
| Jordan Crawford | 38 | 5-16 | 1-6 | 5-6 | 6 | 2 | 2 | 0 | 1 | 2 | 16 |
| Team | | | | | 0 | | | | | | |
| Totals | 250 | 25-60 | 5-18 | 28-36 | 43 | 9 | 13 | 11 | 6 | 19 | 83 |
| | | .417 | .278 | .778 | | | | | | | |

Halftime: Xavier 31, Cincinnati 26. Dead Ball Rebounds: Cincinnati 9, Xavier 4. Technical: Cincinnati - Rashad Bishop, Xavier - Jordan Crawford. Officials: John Cahill, Pat Driscoll, Bryan Kersey. Attendance: 10,250.

Game No. 9

No. 25/- Cincinnati 47
UAB 64

Dec. 16, 2009 Bartow Arena • Birmingham, Ala.

Final: UAB sprinted out to an 11-2 lead in the first five minutes of the game and UC never recovered losing 64-47.

Defining Moment: After cutting UAB's lead from 15 to eight at the beginning of the second half, UAB scored the next four points and never let its lead drop below 10 the rest of the game.

Key Stats: The Bearcats shot a season-low 31.7 percent from the floor, including 13.6 percent from 3-point range, and UAB owned the glass with a 47-34 advantage.

Performance Leaders: Dion Dixon - 13 pts.; Rashad Bishop - team-high 8 rebs.; Yancy Gates - 7 points, 6 reb.

| CINCINNATI | min | fg-a | 3fg-a | ft-a | reb | ast | to | bk | st | pf | pts |
|---------------------|-----|-------|-------|-------|-----|-----|----|----|----|----|-----|
| Rashad Bishop, f | 29 | 1-6 | 0-2 | 0-0 | 8 | 2 | 2 | 1 | 1 | 1 | 2 |
| Yancy Gates, f | 29 | 3-8 | 0-0 | 1-2 | 6 | 0 | 0 | 0 | 2 | 2 | 7 |
| Cashmere Wright, g | 15 | 0-5 | 0-2 | 0-0 | 3 | 2 | 3 | 0 | 0 | 2 | 0 |
| Deonta Vaughn, g | 35 | 2-9 | 1-7 | 2-2 | 4 | 2 | 5 | 0 | 1 | 2 | 7 |
| Lance Stephenson, g | 24 | 4-8 | 0-1 | 0-0 | 1 | 2 | 3 | 0 | 1 | 5 | 8 |
| Dion Dixon | 26 | 4-11 | 2-6 | 3-4 | 3 | 0 | 1 | 1 | 0 | 0 | 13 |
| Larry Davis | 20 | 1-7 | 0-3 | 0-0 | 0 | 0 | 1 | 0 | 2 | 1 | 2 |
| Darnell Wilks | 6 | 1-1 | 0-0 | 0-0 | 0 | 0 | 1 | 0 | 0 | 3 | 2 |
| Ibrahima Thomas | 4 | 0-1 | 0-1 | 0-0 | 0 | 0 | 0 | 0 | 1 | 0 | 0 |
| Steve Toyloy | 12 | 3-4 | 0-0 | 0-0 | 4 | 0 | 1 | 0 | 0 | 1 | 6 |
| Team | | | | | 5 | | | | | | |
| Totals | 200 | 19-60 | 3-22 | 6-8 | 34 | 8 | 17 | 3 | 9 | 15 | 47 |
| | | .317 | .136 | .750 | | | | | | | |
| UAB | min | fg-a | 3fg-a | ft-a | reb | ast | to | bk | st | pf | pts |
| Howard Crawford, f | 26 | 6-12 | 0-3 | 2-2 | 5 | 1 | 1 | 1 | 0 | 3 | 14 |
| Aaron Johnson, g | 29 | 1-3 | 0-0 | 5-6 | 2 | 3 | 3 | 0 | 3 | 2 | 7 |
| Jamarr Sanders, g | 37 | 3-10 | 1-6 | 0-0 | 11 | 4 | 4 | 0 | 3 | 1 | 7 |
| Elijah Millsap, g | 37 | 8-15 | 2-5 | 4-5 | 15 | 3 | 6 | 2 | 4 | 3 | 22 |
| George Drake, g | 35 | 4-14 | 2-6 | 0-0 | 4 | 0 | 0 | 0 | 0 | 2 | 10 |
| Karl Moton | 1 | 0-0 | 0-0 | 0-0 | 0 | 0 | 0 | 0 | 0 | 0 | 0 |
| Kenneth Cooper | 18 | 2-4 | 0-0 | 0-0 | 3 | 1 | 2 | 1 | 0 | 2 | 4 |
| Cameron Moore | 12 | 0-1 | 0-0 | 0-0 | 3 | 1 | 1 | 3 | 0 | 1 | 0 |
| Dexter Fields | 4 | 0-1 | 0-0 | 0-0 | 1 | 0 | 0 | 0 | 0 | 0 | 0 |
| Ovie Soko | 1 | 0-1 | 0-1 | 0-0 | 0 | 0 | 0 | 0 | 0 | 0 | 0 |
| Team | | | | | 3 | | | | | | |
| Totals | 200 | 24-61 | 5-21 | 11-13 | 47 | 13 | 19 | 7 | 10 | 14 | 64 |
| | | .393 | .238 | .846 | | | | | | | |

Halftime: UAB 34, Cincinnati 19. Dead Ball Rebounds: Cincinnati 0, UAB 1. Technical: Cincinnati - Stephenson, UAB - None. Officials: Jim Burr, James Breeding, Tim Clougherty. Attendance: 6,939.

Game No. 10

Lipscomb 52
No. 25/- Cincinnati 80

Dec. 19, 2009 Fifth Third Arena • Cincinnati, OH

Final: Cincinnati defeated Lipscomb, 80-52, after outscoring the Bisons 45-28 in the second half on 62.1 percent shooting.


Defining Moment: After starting the game 0-of-6 from the field, Cincinnati hit eight of its next 13 shots to take a 21-19 lead with 7:32 to play in the opening half.

Key Stats: Cincinnati shot 54.4 (31-of-57) percent from the field compared to just 29.0 (20-of-69) percent for Lipscomb. The Bisons are the second team to shoot below 30 percent vs. UC.

Performance Leaders: Lance Stephenson - 19 pts., 3 reb., 5 ast..

| LIPSCOMB | min | fg-a | 3fg-a | ft-a | reb | ast | to | bk | st | pf | pts |
|---------------------|-----|-------|-------|-------|-----|-----|----|----|----|----|-----|
| Brian Wright, f | 31 | 3-12 | 2-8 | 0-0 | 5 | 4 | 2 | 1 | 1 | 3 | 8 |
| Michael Teller, f | 19 | 1-4 | 0-3 | 0-0 | 6 | 0 | 0 | 0 | 0 | 3 | 2 |
| Brandon Brown, f | 32 | 2-7 | 0-2 | 0-0 | 5 | 3 | 3 | 0 | 1 | 1 | 4 |
| Adnan Hodzic, c | 31 | 7-19 | 0-0 | 4-4 | 6 | 3 | 1 | 0 | 2 | 1 | 18 |
| Josh Slater, g | 18 | 1-9 | 1-3 | 2-2 | 1 | 2 | 4 | 0 | 1 | 4 | 5 |
| Johnny Lee | 13 | 1-3 | 1-2 | 0-0 | 1 | 0 | 2 | 0 | 1 | 0 | 3 |
| Jacob Arnett | 9 | 0-2 | 0-0 | 0-0 | 1 | 1 | 0 | 0 | 0 | 0 | 0 |
| Jordan Burgason | 25 | 3-9 | 2-6 | 0-0 | 3 | 0 | 1 | 0 | 1 | 0 | 8 |
| Justin Glenn | 7 | 0-1 | 0-1 | 0-0 | 1 | 0 | 1 | 0 | 2 | 0 | 0 |
| Zach Brown | 6 | 0-1 | 0-1 | 0-0 | 2 | 0 | 1 | 0 | 0 | 0 | 0 |
| Milos Kleut | 9 | 2-2 | 0-0 | 0-0 | 1 | 0 | 0 | 0 | 0 | 1 | 4 |
| Team | | | | | 4 | | | | | | |
| Totals | 200 | 20-69 | 6-26 | 6-6 | 36 | 13 | 15 | 1 | 9 | 13 | 52 |
| | | .290 | .231 | 1.000 | | | | | | | |
| CINCINNATI | min | fg-a | 3fg-a | ft-a | reb | ast | to | bk | st | pf | pts |
| Ibrahima Thomas, f | 18 | 4-5 | 0-0 | 2-6 | 6 | 0 | 0 | 2 | 0 | 1 | 10 |
| Steve Toyloy, c | 27 | 1-4 | 0-0 | 0-0 | 5 | 1 | 1 | 2 | 0 | 2 | 2 |
| Deonta Vaughn, g | 28 | 2-9 | 1-8 | 0-0 | 5 | 7 | 4 | 0 | 1 | 1 | 5 |
| Larry Davis, g | 13 | 4-6 | 2-3 | 0-0 | 2 | 0 | 1 | 0 | 1 | 3 | 10 |
| Lance Stephenson, g | 30 | 7-11 | 1-3 | 4-4 | 3 | 5 | 0 | 1 | 1 | 0 | 19 |
| Cashmere Wright | 9 | 0-0 | 0-0 | 0-0 | 2 | 4 | 2 | 0 | 0 | 0 | 0 |
| Dion Dixon | 22 | 6-11 | 1-4 | 2-2 | 2 | 1 | 2 | 0 | 1 | 2 | 15 |
| Alex Eppensteiner | 2 | 0-0 | 0-0 | 0-0 | 0 | 0 | 0 | 0 | 0 | 0 | 0 |
| Darnell Wilks | +0 | 0-0 | 0-0 | 0-0 | 0 | 0 | 0 | 0 | 0 | 0 | 0 |
| Rashad Bishop | 22 | 5-5 | 3-3 | 0-0 | 5 | 1 | 1 | 0 | 1 | 3 | 13 |
| Anthony McClain | 9 | 0-1 | 0-0 | 0-0 | 3 | 0 | 1 | 3 | 0 | 0 | 0 |
| Yancy Gates | 4 | 0-0 | 0-0 | 0-0 | 0 | 0 | 0 | 0 | 0 | 1 | 0 |
| Jaquon Parker | 16 | 2-5 | 2-5 | 0-0 | 3 | 2 | 2 | 0 | 0 | 0 | 6 |
| Team | | | | | 4 | | | | | | |
| Totals | 200 | 31-57 | 10-26 | 8-12 | 40 | 21 | 14 | 8 | 5 | 13 | 80 |
| | | .544 | .385 | .667 | | | | | | | |

Halftime: Cincinnati 35, Lipscomb 24. Dead Ball Rebounds: Cincinnati 2, Lipscomb 1. Technical: Cincinnati - None, Lipscomb - None. Officials: Bob Danato, John Gaffney, Larm



FRESHMAN • GUARD

CASHMERE WRIGHT

6-0 • 175

Hometown: Savannah, Ga.

High School/Previous: Urban Christian Academy

1

Highs

| Season | Career |
|---|-----------------|
| 12, twice (last vs. Miami (OH), 12/10/09) | Points |
| 2, twice (last vs. Gonzaga, 11/25/09) | 3-Pointers Made |
| 5, vs. Prairie View A&M, 11/16/09 | Rebounds |
| 4, twice (last vs. Lipscomb, 12/19/09) | Assists |
| 2, three times, (last at UAB, 12/16/09) | Steals |
| — | Blocked Shots |
| 32, at Xavier, 12/13/09 | Minutes |

2009-10 Season:

Tied a season high with four assists vs. Lipscomb (12/19) ... tied a season-high with 12 points against Miami (OH) (12/10) ... put in six points in games against Maryland (11/24) and Gonzaga (11/25) at the Maui Invitational ... scored 12 points and grabbed five rebounds in collegiate debut against Prairie View A&M (11/16).

2008-09 Season:

Redshirted.

Prior to Cincinnati:

Highly-regarded recruit who was ranked among many of the recruiting services as a Top 100 player ... ranked as the No. 12 recruited point guard in 2007-08 by Rivals.com ... attended the NBA Top 100 Camp for the nation's elite basketball players ... was a candidate for the McDonald's All-America team ... averaged 32.3 points, 6.8 assists, and 3.4 rebounds per game over his four years in high school ... also played football in high school.

Personal:

Full name is Cashmere A'keem Wright ... born January 9, 1990 in Savannah, Ga. ... son of Gene and Patricia Wright ... has a brother, Antonio ... his uncle Derrick Miller played for Kentucky from 1986-90 and was a 1,000-point scorer for the Wildcats ... major is undecided.

2009-10 Game-by-Game Statistics

| Opponent | Date | GS | Min | FG-FGA | Pct. | 3FG-FGA | Pct. | FT-FTA | Pct. | O-D-T | A | TO | BLK | Stl | Pts. |
|-----------------------|-------|----------|------------|--------------|-------------|-------------|-------------|--------------|-------------|----------------|-----------|-----------|----------|----------|-----------|
| PRAIRIE VIEW | 11/16 | * | 22 | 4-9 | .444 | 2-5 | .400 | 2-7 | .286 | 3-2-5 | 1 | 2 | 0 | 2 | 12 |
| TOLEDO | 11/18 | * | 24 | 3-6 | .500 | 1-3 | .333 | 0-0 | .000 | 0-0-0 | 3 | 1 | 0 | 2 | 7 |
| vs. Vanderbilt | 11/23 | * | 24 | 2-13 | .154 | 0-1 | .000 | 0-0 | .000 | 0-1-1 | 3 | 1 | 0 | 1 | 4 |
| vs. Maryland | 11/24 | * | 16 | 1-6 | .167 | 0-2 | .000 | 4-5 | .800 | 0-0-0 | 0 | 1 | 0 | 0 | 6 |
| vs. Gonzaga | 11/25 | * | 21 | 2-8 | .250 | 2-4 | .500 | 0-0 | .000 | 1-2-3 | 1 | 1 | 0 | 0 | 6 |
| TEXAS SOUTHERN | 12/1 | * | 16 | 0-4 | .000 | 0-2 | .000 | 1-4 | .250 | 1-0-1 | 3 | 3 | 0 | 0 | 1 |
| MIAMI (OH) | 12/10 | * | 29 | 4-8 | .500 | 1-4 | .250 | 3-4 | .750 | 0-1-1 | 1 | 1 | 0 | 1 | 12 |
| at Xavier | 12/13 | * | 32 | 1-4 | .250 | 0-0 | .000 | 2-4 | .500 | 0-3-3 | 4 | 2 | 0 | 0 | 4 |
| at UAB | 12/16 | * | 15 | 0-5 | .000 | 0-2 | .000 | 0-0 | .000 | 1-2-3 | 2 | 3 | 0 | 2 | 0 |
| LIPSCOMB | 12/19 | * | 9 | 0-0 | .000 | 0-0 | .000 | 0-0 | .000 | 1-1-2 | 4 | 2 | 0 | 0 | 0 |
| WINTHROP | 12/22 | * | 22 | 2-4 | .500 | 1-3 | .333 | 0-0 | .000 | 1-2-3 | 3 | 0 | 0 | 1 | 5 |
| CONNECTICUT | 12/30 | - | - | - | - | - | - | - | - | - | - | - | - | - | - |
| at Rutgers | 1/2 | - | - | - | - | - | - | - | - | - | - | - | - | - | - |
| PITTSBURGH | 1/4 | - | - | - | - | - | - | - | - | - | - | - | - | - | - |
| CAL STATE BAKERSFIELD | 1/6 | - | - | - | - | - | - | - | - | - | - | - | - | - | - |
| at Seton Hall | 1/9 | - | - | - | - | - | - | - | - | - | - | - | - | - | - |
| at St. John's | 1/13 | - | - | - | - | - | - | - | - | - | - | - | - | - | - |
| NOTRE DAME | 1/16 | - | - | - | - | - | - | - | - | - | - | - | - | - | - |
| USF | 1/20 | - | - | - | - | - | - | - | - | - | - | - | - | - | - |
| at Louisville | 1/24 | - | - | - | - | - | - | - | - | - | - | - | - | - | - |
| PROVIDENCE | 1/30 | - | - | - | - | - | - | - | - | - | - | - | - | - | - |
| at Notre Dame | 2/4 | - | - | - | - | - | - | - | - | - | - | - | - | - | - |
| SYRACUSE | 2/7 | - | - | - | - | - | - | - | - | - | - | - | - | - | - |
| at Connecticut | 2/13 | - | - | - | - | - | - | - | - | - | - | - | - | - | - |
| at USF | 2/16 | - | - | - | - | - | - | - | - | - | - | - | - | - | - |
| MARQUETTE | 2/21 | - | - | - | - | - | - | - | - | - | - | - | - | - | - |
| DEPAUL | 2/24 | - | - | - | - | - | - | - | - | - | - | - | - | - | - |
| at West Virginia | 2/27 | - | - | - | - | - | - | - | - | - | - | - | - | - | - |
| VILLANOVA | 3/2 | - | - | - | - | - | - | - | - | - | - | - | - | - | - |
| at Georgetown | 3/6 | - | - | - | - | - | - | - | - | - | - | - | - | - | - |
| Totals | | 8 | 230 | 19-67 | .284 | 7-26 | .269 | 12-24 | .500 | 8-14-22 | 25 | 17 | 0 | 9 | 57 |

Career Statistics

| Season | GP-GS | MIN | FG | FGA | PCT. | 3P | 3PA | PCT. | FT | FTA | PCT | OFF | DEF | REB | AVG | PF-D | A | TO | BL | ST | PTS | AVG |
|---------|-------|-----|----|-----|------|----|-----|------|----|-----|------|-----|-----|-----|-----|------|----|----|----|----|-----|-----|
| 2009-10 | 11-8 | 230 | 19 | 67 | .284 | 7 | 26 | .269 | 12 | 24 | .500 | 8 | 14 | 22 | 2.0 | 16-0 | 25 | 17 | 0 | 9 | 57 | 5.2 |



JUNIOR • GUARD

EDDIE TYREE

5-10 • 175

Hometown: Canal Winchester, Ohio

High School/Previous: Groveport Madison/Thomas More

2

Highs

| Season | Career |
|--------------------------------|-----------------|
| 2, vs. Toledo, 11/18/09 | Points |
| — | 3-Pointers Made |
| — | Rebounds |
| — | Assists |
| — | Steals |
| — | Blocked Shots |
| 3, vs. Texas Southern, 12/1/09 | Minutes |
| — | Same |

2009-10 Season:

Played a season-best three minutes in win over Texas Southern (12/1) ... scored two points in Bearcats' debut against Toledo (11/18).

Prior to Cincinnati:

Transferred to Cincinnati after two seasons at Thomas More College in Northern Kentucky ... played in 41 games for the Saints over two seasons ... averaged 3.4 points per game and dished out 28 assists ... scored a career-high 10 points against Defiance to open the 2006-07 season ... lettered in basketball three times at Groveport Madison High School for head coach Ken Braun ... helped team to Ohio Capital Conference and district championships in 2005 ... averaged 10 points and five assists as a senior.

Personal:


Full name is Edward Lamont Tyree, II ... pronounced TIE-ree ... born April 2, 1988 ... son of Jennifer Lawson and Edward Tyree, Sr. ... has a brother, Steven, and sister, Tequila ... majoring in communications.

2009-10 Game-by-Game Statistics

| Opponent | Date | GS | Min | FG-FGA | Pct. | 3FG-FGA | Pct. | FT-FTA | Pct. | O-D-T | A | TO | BLK | Stl | Pts. |
|-----------------------|-------|----------|-----|------------|--------------|------------|-------------|------------|-------------|--------------|----------|----------|----------|----------|----------|
| PRAIRIE VIEW | 11/16 | | | | | | | | | | | | | | |
| TOLEDO | 11/18 | 1 | | 1-1 | 1.000 | 0-0 | .000 | 0-0 | .000 | 0-0-0 | 0 | 0 | 0 | 0 | 2 |
| vs. Vanderbilt | 11/23 | | | | | | | | | | | | | | |
| vs. Maryland | 11/24 | | | | | | | | | | | | | | |
| vs. Gonzaga | 11/25 | | | | | | | | | | | | | | |
| TEXAS SOUTHERN | 12/1 | 3 | | 0-0 | .000 | 0-0 | .000 | 0-0 | .000 | 0-0-0 | 0 | 0 | 0 | 0 | 0 |
| MIAMI (OH) | 12/10 | | | | | | | | | | | | | | |
| at Xavier | 12/13 | | | | | | | | | | | | | | |
| at UAB | 12/16 | | | | | | | | | | | | | | |
| LIPSCOMB | 12/19 | | | | | | | | | | | | | | |
| WINTHROP | 12/22 | | | | | | | | | | | | | | |
| CONNECTICUT | 12/30 | - | | - | - | - | - | - | - | - | - | - | - | - | - |
| at Rutgers | 1/2 | - | | - | - | - | - | - | - | - | - | - | - | - | - |
| PITTSBURGH | 1/4 | - | | - | - | - | - | - | - | - | - | - | - | - | - |
| CAL STATE BAKERSFIELD | 1/6 | - | | - | - | - | - | - | - | - | - | - | - | - | - |
| at Seton Hall | 1/9 | - | | - | - | - | - | - | - | - | - | - | - | - | - |
| at St. John's | 1/13 | - | | - | - | - | - | - | - | - | - | - | - | - | - |
| NOTRE DAME | 1/16 | - | | - | - | - | - | - | - | - | - | - | - | - | - |
| USF | 1/20 | - | | - | - | - | - | - | - | - | - | - | - | - | - |
| at Louisville | 1/24 | - | | - | - | - | - | - | - | - | - | - | - | - | - |
| PROVIDENCE | 1/30 | - | | - | - | - | - | - | - | - | - | - | - | - | - |
| at Notre Dame | 2/4 | - | | - | - | - | - | - | - | - | - | - | - | - | - |
| SYRACUSE | 2/7 | - | | - | - | - | - | - | - | - | - | - | - | - | - |
| at Connecticut | 2/13 | - | | - | - | - | - | - | - | - | - | - | - | - | - |
| at USF | 2/16 | - | | - | - | - | - | - | - | - | - | - | - | - | - |
| MARQUETTE | 2/21 | - | | - | - | - | - | - | - | - | - | - | - | - | - |
| DEPAUL | 2/24 | - | | - | - | - | - | - | - | - | - | - | - | - | - |
| at West Virginia | 2/27 | - | | - | - | - | - | - | - | - | - | - | - | - | - |
| VILLANOVA | 3/2 | - | | - | - | - | - | - | - | - | - | - | - | - | - |
| at Georgetown | 3/6 | - | | - | - | - | - | - | - | - | - | - | - | - | - |
| Totals | | 4 | | 1-1 | 1.000 | 0-0 | .000 | 0-0 | .000 | 0-0-0 | 0 | 0 | 0 | 0 | 2 |

Career Statistics

| Season | GP-GS | MIN | FG | FGA | PCT. | 3P | 3PA | PCT. | FT | FTA | PCT | OFF | DEF | REB | AVG | PF-D | A | TO | BL | ST | PTS | AVG |
|---------|-------|-----|----|-----|-------|----|-----|------|----|-----|------|-----|-----|-----|-----|------|---|----|----|----|-----|-----|
| 2009-10 | 2-0 | 4 | 1 | 1 | 1.000 | 0 | 0 | .000 | 0 | 0 | .000 | 0 | 0 | 0 | 0.0 | 1-0 | 0 | 0 | 0 | 0 | 2 | 1.0 |



SOPHOMORE • GUARD

DION DIXON

6-3 • 195

Hometown: Chicago, Ill.

High School/Previous: Crane Technical Prep Common

3

Highs

| Season | Career |
|--|---|
| 15 vs. Lipscomb, 12/19/09 | Points 18 at Syracuse, 3/1/09 |
| 2, twice (last at UAB, 12/16/09) | 3-Pointers Made 4, twice (last at Syracuse, 3/1/09) |
| 10, vs. Vanderbilt, 11/23/09 | Rebounds 10, twice (last vs. Vanderbilt, 11/23/09) |
| 3, twice (last vs. Winthrop, 12/22/09) | Assists 5, twice (last vs. St. John's, 2/11/09) |
| 2, twice (last vs. Winthrop, 12/22/09) | Steals 2, six times (last vs. PVAMU, 11/16/09) |
| 1, twice (last at UAB, 12/16/09) | Blocked Shots 2, twice (last vs. Connecticut, 1/10/09) |
| 30, vs. Vanderbilt, 11/23/09 | Minutes 36 vs. Eastern Kentucky, 12/20/08 |

2009-10 Season:

Averaging 12.3 ppg over last three games ... scored 13 of 15 points in the first half of UC's win over Lipscomb (12/19) ... poured in a team-high 13 points at UAB (12/16) ... scored 13 points and added three boards and three assists in first start of the season vs. Texas Southern (12/1) ... notched first career double-double with 12 points and a career-high tying 10 rebounds against Vanderbilt (11/23) ... scored five points, added three rebounds and two steals in win over PVAMU (11/16).

2008-09 Season:

Team's top scorer off the bench averaging 7.3 ppg ... recorded fourth double-figure scoring game in a five-game stretch with a career-high 18 points at Syracuse (3/1) ... scored 10 points for the third straight game on 4-of-5 shooting vs. No. 7/7 Louisville (2/21) ... poured in 10 points at No. 4/4 Pittsburgh (2/14) ... added 10 points off the bench and tied a season-high with five assists vs. St. John's (2/11) ... scored nine points on 3-of-5 shooting vs. Notre Dame (2/4) ... added eight points in 10 minutes at No. 21/21 Villanova (2/1) ... poured in all of his 10 points in the second half in win over No. 25/23 Georgetown ... scored seven points, including a key four-point play, in UC's win over St. John's (1/22) ... tied a then career-high with 14 points on a career-high four 3-pointers at Providence (1/19) ... recorded five points, three rebounds and two assists in 31 minutes off the bench at DePaul (1/17) ... added seven points, grabbed five rebounds, and tied season-high with two steals vs. Rutgers (1/14) ... scored seven points and tied season-high with two blocks vs. No. 5/5 Connecticut (1/10) ... added eight points and five rebounds in BIG EAST home opener vs. Providence (1/7) ... notched fourth double-figure scoring effort of the season with 11 points off the bench against Arkansas-Pine Bluff (12/22) ... scored eight points, grabbed eight rebounds, and dished out four assists vs. E. Kentucky (12/20) ... posted second double-digit scoring game in three-game stretch, notching 14 points vs. Mississippi State (12/18) ... also equalled his season-high with two steals vs. the Bulldogs ... registered second double-figure scoring game of the season with 11 points vs. Xavier (12/13) ... scored five points and grabbed five rebounds in first career start against UAB (12/6) ... posted first double-figure scoring game with 13 points (5-of-7), including three 3-pointers in win over UNLV (11/29) ... grabbed a season-high 10 rebounds vs. Texas Southern (11/18) ... scored eight points in collegiate debut vs. South Dakota, including two 3-pointers.

2009-10 Game-by-Game Statistics

| Opponent | Date | GS | Min | FG-FGA | Pct. | 3FG-FGA | Pct. | FT-FTA | Pct. | O-D-T | A | TO | BLK | Stl | Pts. |
|-----------------------|-------|----|------|--------|------|---------|------|--------|--------|----------|----|----|-----|-----|------|
| PRAIRIE VIEW | 11/16 | 22 | 2-5 | .400 | 1-4 | .250 | 0-0 | .000 | 1-2-3 | 1 | 0 | 0 | 2 | 5 | |
| TOLEDO | 11/18 | 15 | 1-3 | .333 | 0-2 | .000 | 0-0 | .000 | 0-0-0 | 0 | 1 | 0 | 1 | 2 | |
| vs. Vanderbilt | 11/23 | 30 | 5-12 | .417 | 1-4 | .250 | 1-1 | 1.000 | 3-7-10 | 1 | 2 | 1 | 0 | 0 | 12 |
| vs. Maryland | 11/24 | 16 | 4-7 | .571 | 0-1 | .000 | 0-0 | .000 | 4-1-5 | 1 | 1 | 0 | 0 | 0 | 8 |
| vs. Gonzaga | 11/25 | 25 | 2-8 | .250 | 1-6 | .167 | 0-0 | .000 | 0-1-1 | 2 | 0 | 0 | 0 | 0 | 5 |
| TEXAS SOUTHERN | 12/1 | 20 | 5-7 | .714 | 2-3 | .667 | 1-1 | 1.000 | 1-2-3 | 3 | 3 | 0 | 0 | 0 | 13 |
| MIAMI (OH) | 12/10 | 21 | 2-5 | .400 | 0-2 | .000 | 4-6 | .667 | 3-1-4 | 2 | 1 | 0 | 1 | 1 | 8 |
| at Xavier | 12/13 | 12 | 0-3 | .000 | 0-1 | .000 | 3-4 | .750 | 1-0-1 | 1 | 0 | 0 | 1 | 3 | |
| at UAB | 12/16 | 26 | 4-11 | .364 | 2-6 | .333 | 3-4 | .750 | 1-2-3 | 0 | 1 | 1 | 0 | 0 | 13 |
| LIPSCOMB | 12/19 | 22 | 6-11 | .545 | 1-4 | .250 | 2-2 | 1.000 | 2-0-2 | 1 | 2 | 0 | 1 | 1 | 15 |
| WINTHROP | 12/22 | 23 | 2-7 | .286 | 0-3 | .000 | 5-6 | .833 | 0-1-1 | 3 | 2 | 0 | 2 | 9 | |
| CONNECTICUT | 12/30 | - | - | - | - | - | - | - | - | - | - | - | - | - | - |
| at Rutgers | 1/2 | - | - | - | - | - | - | - | - | - | - | - | - | - | - |
| PITTSBURGH | 1/4 | - | - | - | - | - | - | - | - | - | - | - | - | - | - |
| CAL STATE BAKERSFIELD | 1/6 | - | - | - | - | - | - | - | - | - | - | - | - | - | - |
| at Seton Hall | 1/9 | - | - | - | - | - | - | - | - | - | - | - | - | - | - |
| at St. John's | 1/13 | - | - | - | - | - | - | - | - | - | - | - | - | - | - |
| NOTRE DAME | 1/16 | - | - | - | - | - | - | - | - | - | - | - | - | - | - |
| USF | 1/20 | - | - | - | - | - | - | - | - | - | - | - | - | - | - |
| at Louisville | 1/24 | - | - | - | - | - | - | - | - | - | - | - | - | - | - |
| PROVIDENCE | 1/30 | - | - | - | - | - | - | - | - | - | - | - | - | - | - |
| at Notre Dame | 2/4 | - | - | - | - | - | - | - | - | - | - | - | - | - | - |
| SYRACUSE | 2/7 | - | - | - | - | - | - | - | - | - | - | - | - | - | - |
| at Connecticut | 2/13 | - | - | - | - | - | - | - | - | - | - | - | - | - | - |
| at USF | 2/16 | - | - | - | - | - | - | - | - | - | - | - | - | - | - |
| MARQUETTE | 2/21 | - | - | - | - | - | - | - | - | - | - | - | - | - | - |
| DEPAUL | 2/24 | - | - | - | - | - | - | - | - | - | - | - | - | - | - |
| at West Virginia | 2/27 | - | - | - | - | - | - | - | - | - | - | - | - | - | - |
| VILLANOVA | 3/2 | - | - | - | - | - | - | - | - | - | - | - | - | - | - |
| at Georgetown | 3/6 | - | - | - | - | - | - | - | - | - | - | - | - | - | - |
| Totals | | 1 | 232 | 33-79 | .418 | 8-36 | .222 | 19-24 | .792 | 16-17-33 | 15 | 13 | 2 | 8 | 93 |

Prior to Cincinnati:


Played his prep career at Crane Technical Prep in Chicago ... averaged 21.8 points, 5.6 rebounds, and 2.2 steals per game as a senior ... led the city in scoring ... earned special mention all-state from the Associated Press in 2008 ... named to the honor roll while in school.

Personal:

Full name is Diontae Dwayne Dixon ... born Dec. 24, 1989 in Chicago, Ill. ... son of Toni Dixon and Donnie Harris ... has a twin sister D'Anna ... his favorite hobby is swimming ... major is undecided.

Career Statistics

| Season | GP-GS | MIN | FG | FGA | PCT. | 3P | 3PA | PCT. | FT | FTA | PCT | OFF | DEF | REB | AVG | PF-D | A | TO | BL | ST | PTS | AVG |
|--------------|-------------|------------|------------|------------|-------------|-----------|------------|-------------|-----------|-----------|-------------|-----------|-----------|------------|------------|-------------|-----------|-----------|----------|-----------|------------|------------|
| 2008-09 | 32-5 | 700 | 76 | 207 | .367 | 36 | 118 | .305 | 46 | 69 | .667 | 40 | 59 | 99 | 3.1 | 52-1 | 44 | 36 | 5 | 16 | 234 | 7.3 |
| 2009-10 | 11-1 | 232 | 33 | 79 | .418 | 8 | 36 | .222 | 19 | 24 | .792 | 16 | 17 | 33 | 3.0 | 18-0 | 15 | 13 | 2 | 8 | 93 | 8.5 |
| TOTAL | 43-6 | 932 | 109 | 286 | .381 | 44 | 154 | .286 | 65 | 93 | .699 | 56 | 76 | 132 | 3.1 | 70-1 | 59 | 49 | 7 | 24 | 327 | 7.6 |



SENIOR • GUARD

DEONTA VAUGHN

6-1 • 190

Hometown: Indianapolis, Ind.

High School/Previous: Arlington/Harmony Community

5

Highs

Season

| | | |
|--------------------------------|------------------------|---|
| 16, vs. Maryland, 11/24/09 | Points | 36 vs. Coastal Carolina, 11/16/07 |
| 4, vs. Texas Southern, 12/1/09 | 3-Pointers Made | 9, twice (last vs. C. Carolina, 11/16/07) |
| 9, at Xavier, 12/13/09 | Rebounds | 9, twice, (last at Xavier, 12/13/09) |
| 9, vs. Toledo, 11/18/09 | Assists | 10 at Marquette, 1/4/09 |
| 4, vs. Toledo, 11/18/09 | Steals | 6 vs. North Carolina State, 12/23/06 |
| — | Blocked Shots | 1, twice (last vs. Pittsburgh, 1/19/08) |
| 42, at Xavier, 12/13/09 | Minutes | 44, twice (last at Georgetown, 2/7/09) |

Career

2009-10 Season:

Tied Darnell Burton for 10th on UC career scoring list with 11 points vs. Winthrop (12/22) ... also hit three 3-pointers against the Eagles, tying him with LaZelle Durden for third on UC's career made three-pointers list with 260 ... surpassed Oscar Robertson for third on UC's career assists list with seven assists against Lipscomb (12/19) ... scored all 13 points after halftime and tied a career-high with nine rebounds in a season-high 42 minutes in the Crosstown Shootout against Xavier (12/13) ... named to the EA Sports Maui Invitational All-Tournament team ... hit a season-best four three-pointers in win over Texas Southern (12/1) ... scored a season-high 16 points against Maryland (11/24) ... surpassed 1,500 career points with 13 points vs. Toledo (11/18) ... also fell one assist short of career high with nine against the Rockets ... led UC in scoring with 15 points and added five rebounds in season-opener vs. Prairie View A&M (11/16).

2008-09 Season:

Third-team all-BIG EAST performer ... ranked among the BIG EAST's Top 20 in scoring (15.3/17th), assists (4.7/8th), free throw percentage (.808/7th), 3-point FG made (2.5/6th), and minutes played (35.8/6th) ... finished 20th in scoring (15.3 ppg), eighth in assists (4.7 apg), 11th in free throw percentage (.785), seventh in 3-point field goals made (2.6), and sixth in minutes played (37.3) in BIG EAST-only contests ... scored in double-figures in 25 of 32 games ... paced UC with a team-high 15 points and collected a season-high four steals vs. DePaul in the BIG EAST Tournament ... had a team-high 18 points, along with six rebounds and two assists against Seton Hall (3/7) ... dished out seven assists and scored 13 points at USF (3/3) ... notched 13 points and five assists in a win over West Virginia (2/26) ... scored nine points and dished out eight assists vs. No. 7/7 Louisville (2/21) ... held below 10 points for the sixth time of the season with nine points at Pittsburgh (2/14) ... poured in 12 of 14 points in first half in win over St. John's (2/11) ... scored 16 points, grabbed a career-high nine rebounds, and dished out six assists in a career-high tying 44 minutes at Georgetown (2/7) ... scored a season-high 34 points and made 19-of-22 free throw attempts in 36 minutes vs. Notre Dame (2/4) ... notched back-to-back 20-plus point contests with 20 points vs. Georgetown (1/28) ... poured in 20 of game-high 23 points in second-half comeback at St. John's (1/22), his fifth 20-plus point outing of the season ... held to just six points at Providence (1/19), but grabbed five rebounds and dished out five assists ... tallied a game-high 18 points at DePaul (1/17) and added four assists and three rebounds ... became fifth player in UC history to eclipse 200 made 3-pointers with two three's vs. Rutgers ... notched sec-


2009-10 Game-by-Game Statistics

| Opponent | Date | GS | Min | FG-FGA | Pct. | 3FG-FGA | Pct. | FT-FTA | Pct. | O-D-T | A | TO | BLK | Stl | Pts. |
|-----------------------|-------|----|-----------|------------|--------------|-------------|--------------|-------------|--------------|-------------|----------------|-----------|-----------|----------|---------------|
| PRAIRIE VIEW | 11/16 | * | 27 | 4-14 | .286 | 2-10 | .200 | 5-6 | .833 | 0-5-5 | 3 | 3 | 0 | 1 | 15 |
| TOLEDO | 11/18 | * | 24 | 5-9 | .556 | 2-6 | .333 | 1-2 | .500 | 1-3-4 | 9 | 1 | 0 | 4 | 13 |
| vs. Vanderbilt | 11/23 | * | 15 | 1-3 | .333 | 1-2 | .500 | 5-6 | .833 | 0-2-2 | 2 | 4 | 0 | 1 | 8 |
| vs. Maryland | 11/24 | * | 36 | 5-13 | .385 | 2-7 | .286 | 4-4 | 1.000 | 0-3-3 | 5 | 2 | 0 | 0 | 16 |
| vs. Gonzaga | 11/25 | * | 37 | 3-9 | .333 | 2-8 | .250 | 0-2 | .000 | 0-7-7 | 6 | 1 | 0 | 3 | 8 |
| TEXAS SOUTHERN | 12/1 | * | 22 | 4-7 | .571 | 4-6 | .667 | 0-0 | .000 | 0-1-1 | 4 | 0 | 0 | 1 | 12 |
| MIAMI (OH) | 12/10 | * | 26 | 0-2 | .000 | 0-1 | .000 | 0-0 | .000 | 0-4-4 | 1 | 1 | 0 | 2 | 0 |
| at Xavier | 12/13 | * | 42 | 6-19 | .316 | 1-7 | .143 | 0-0 | .000 | 0-9-9 | 2 | 3 | 0 | 1 | 13 |
| at UAB | 12/16 | * | 35 | 2-9 | .222 | 1-7 | .143 | 2-2 | 1.000 | 3-1-4 | 2 | 5 | 0 | 1 | 7 |
| LIPSCOMB | 12/19 | * | 28 | 2-9 | .222 | 1-8 | .125 | 0-0 | .000 | 0-5-5 | 7 | 4 | 0 | 1 | 5 |
| WINTHROP | 12/22 | * | 24 | 3-4 | .750 | 3-3 | 1.000 | 2-2 | 1.000 | 0-4-4 | 3 | 3 | 0 | 2 | 11 |
| CONNECTICUT | 12/30 | - | - | - | - | - | - | - | - | - | - | - | - | - | - |
| at Rutgers | 1/2 | - | - | - | - | - | - | - | - | - | - | - | - | - | - |
| PITTSBURGH | 1/4 | - | - | - | - | - | - | - | - | - | - | - | - | - | - |
| CAL STATE BAKERSFIELD | 1/6 | - | - | - | - | - | - | - | - | - | - | - | - | - | - |
| at Seton Hall | 1/9 | - | - | - | - | - | - | - | - | - | - | - | - | - | - |
| at St. John's | 1/13 | - | - | - | - | - | - | - | - | - | - | - | - | - | - |
| NOTRE DAME | 1/16 | - | - | - | - | - | - | - | - | - | - | - | - | - | - |
| USF | 1/20 | - | - | - | - | - | - | - | - | - | - | - | - | - | - |
| at Louisville | 1/24 | - | - | - | - | - | - | - | - | - | - | - | - | - | - |
| PROVIDENCE | 1/30 | - | - | - | - | - | - | - | - | - | - | - | - | - | - |
| at Notre Dame | 2/4 | - | - | - | - | - | - | - | - | - | - | - | - | - | - |
| SYRACUSE | 2/7 | - | - | - | - | - | - | - | - | - | - | - | - | - | - |
| at Connecticut | 2/13 | - | - | - | - | - | - | - | - | - | - | - | - | - | - |
| at USF | 2/16 | - | - | - | - | - | - | - | - | - | - | - | - | - | - |
| MARQUETTE | 2/21 | - | - | - | - | - | - | - | - | - | - | - | - | - | - |
| DEPAUL | 2/24 | - | - | - | - | - | - | - | - | - | - | - | - | - | - |
| at West Virginia | 2/27 | - | - | - | - | - | - | - | - | - | - | - | - | - | - |
| VILLANOVA | 3/2 | - | - | - | - | - | - | - | - | - | - | - | - | - | - |
| at Georgetown | 3/6 | - | - | - | - | - | - | - | - | - | - | - | - | - | - |
| Totals | | | 10 | 316 | 35-98 | .357 | 19-65 | .292 | 19-24 | .792 | 4-44-48 | 44 | 27 | 0 | 17 108 |

ond 20-plus point performance in three games with 24 points vs. Rutgers (1/14) ... scored 19 points and dished out six assists vs. No. 5/5 Connecticut (1/10) ... notched third 20-plus scoring game of the season with 20 points vs. Providence (1/7) ... also grabbed seven rebounds vs. the Friars ... became first UC player since Devan Downey on Dec. 30, 2005, to record 10-plus assists in a game with 10 assists at Marquette (1/4) ... lone UC player to score in double figures vs. Memphis with 17 points ... poured in game-high tying 14 points against Arkansas-Pine Bluff (12/22) ... scored 20 points, his second 20-plus point effort of the season, and dished out a seven assists in a career-high 44 minutes vs. Eastern Kentucky (12/20) ... scored 14 of his team-high 16 points in the final 4:06 of the first half vs. Mississippi State (12/18), including 11 straight, and pulled down seven rebounds and made six assists ... was held below 10 points for second time this season vs. Charleston Southern (12/15), but dished out five assists and grabbed four rebounds ... knocked down 27 points on a season-best tying five 3-pointers against Xavier (12/13) ... scored 16 points off the bench vs. UAB ... led UC in scoring with 16 points in games versus Florida State (11/28) and at UNLV (11/29) ... scored 17 points and hit four 3-pointers in a 26-point win over Coastal Carolina (11/24) ... put in 12 points in the season-opener to become the 45th player in UC basketball history to reach 1,000 points for his career ... named a preseason honorable mention all-American by *Athlon Sports*.

Career Statistics

| Season | GP-GS | MIN | FG | FGA | PCT. | 3P | 3PA | PCT. | FT | FTA | PCT | OFF | DEF | REB | AVG | PF-D | A | TO | BL | ST | PTS | AVG |
|--------------|----------------|-------------|------------|-------------|-------------|------------|------------|-------------|------------|------------|-------------|-----------|------------|------------|------------|--------------|------------|------------|----------|------------|-------------|-------------|
| 2006-07 | 30-27 | 989 | 152 | 407 | .373 | 63 | 216 | .292 | 67 | 89 | .753 | 27 | 76 | 103 | 3.4 | 81-1 | 106 | 73 | 1 | 55 | 434 | 14.5 |
| 2007-08 | 32-32 | 1069 | 178 | 408 | .436 | 97 | 244 | .398 | 101 | 128 | .789 | 16 | 78 | 94 | 2.9 | 90-1 | 133 | 101 | 2 | 31 | 554 | 17.3 |
| 2008-09 | 32-31 | 1146 | 155 | 399 | .388 | 81 | 240 | .338 | 97 | 120 | .808 | 19 | 108 | 127 | 4.0 | 82-0 | 149 | 107 | 0 | 43 | 488 | 15.3 |
| 2009-10 | 11-10 | 316 | 35 | 98 | .357 | 19 | 65 | .292 | 19 | 24 | .792 | 4 | 44 | 48 | 4.4 | 28-0 | 44 | 27 | 0 | 17 | 108 | 9.8 |
| TOTAL | 105-100 | 3560 | 520 | 1312 | .396 | 260 | 765 | .340 | 284 | 361 | .787 | 66 | 306 | 372 | 3.5 | 281-2 | 432 | 308 | 3 | 146 | 1584 | 15.1 |



FRESHMAN • GUARD

ALEX EPPENSTEINER

6-3 • 210

Hometown: Cincinnati, Ohio

High School/Previous: Elder

10

Highs

Season

Career

| | | |
|--------------------------------|-----------------|------|
| — | Points | — |
| — | 3-Pointers Made | — |
| — | Rebounds | — |
| 2, vs. Texas Southern, 12/1/09 | Assists | Same |
| — | Steals | — |
| — | Blocked Shots | — |
| 5, vs. Texas Southern, 12/1/09 | Minutes | Same |

2009-10 Season:

Dished out a season-high two assists on Dec. 1 against Texas Southern ... made collegiate debut in win over Toledo (11/18).

Prior to Cincinnati:

Two-year letterwinner at Elder High School ... averaged 14.0 ppg and led Elder team in free throw percentage and blocked shots during senior season ... coached by Joe Schoenfeld ... helped 2008 squad to an 18-5 overall record.

Personal:

Full name is Alex Joseph Eppensteiner ... born Dec. 26, 1990 ... son of John and Janis Eppensteiner ... has two brothers and one sister ... majoring in business.

2009-10 Game-by-Game Statistics

| Opponent | Date | GS | Min | FG-FGA | Pct. | 3FG-FGA | Pct. | FT-FTA | Pct. | O-D-T | A | TO | BLK | Stl | Pts. |
|-----------------------|-------|----------|-----|------------|-------------|------------|-------------|------------|-------------|--------------|----------|----------|----------|----------|----------|
| PRAIRIE VIEW | 11/16 | | | | | | | | | | | | | | |
| TOLEDO | 11/18 | 1 | | 0-1 | .000 | 0-0 | .000 | 0-0 | .000 | 0-0-0 | 0 | 0 | 0 | 0 | 0 |
| vs. Vanderbilt | 11/23 | | | | | | | | | | | | | | |
| vs. Maryland | 11/24 | | | | | | | | | | | | | | |
| vs. Gonzaga | 11/25 | | | | | | | | | | | | | | |
| TEXAS SOUTHERN | 12/1 | 5 | | 0-1 | .000 | 0-0 | .000 | 0-0 | .000 | 0-0-0 | 2 | 1 | 0 | 0 | 0 |
| MIAMI (OH) | 12/10 | | | | | | | | | | | | | | |
| at Xavier | 12/13 | | | | | | | | | | | | | | |
| at UAB | 12/16 | | | | | | | | | | | | | | |
| LIPSCOMB | 12/19 | 2 | | 0-0 | .000 | 0-0 | .000 | 0-0 | .000 | 0-0-0 | 0 | 0 | 0 | 0 | 0 |
| WINTHROP | 12/22 | | | | | | | | | | | | | | |
| CONNECTICUT | 12/30 | - | | - | - | - | - | - | - | - | - | - | - | - | - |
| at Rutgers | 1/2 | - | | - | - | - | - | - | - | - | - | - | - | - | - |
| PITTSBURGH | 1/4 | - | | - | - | - | - | - | - | - | - | - | - | - | - |
| CAL STATE BAKERSFIELD | 1/6 | - | | - | - | - | - | - | - | - | - | - | - | - | - |
| at Seton Hall | 1/9 | - | | - | - | - | - | - | - | - | - | - | - | - | - |
| at St. John's | 1/13 | - | | - | - | - | - | - | - | - | - | - | - | - | - |
| NOTRE DAME | 1/16 | - | | - | - | - | - | - | - | - | - | - | - | - | - |
| USF | 1/20 | - | | - | - | - | - | - | - | - | - | - | - | - | - |
| at Louisville | 1/24 | - | | - | - | - | - | - | - | - | - | - | - | - | - |
| PROVIDENCE | 1/30 | - | | - | - | - | - | - | - | - | - | - | - | - | - |
| at Notre Dame | 2/4 | - | | - | - | - | - | - | - | - | - | - | - | - | - |
| SYRACUSE | 2/7 | - | | - | - | - | - | - | - | - | - | - | - | - | - |
| at Connecticut | 2/13 | - | | - | - | - | - | - | - | - | - | - | - | - | - |
| at USF | 2/16 | - | | - | - | - | - | - | - | - | - | - | - | - | - |
| MARQUETTE | 2/21 | - | | - | - | - | - | - | - | - | - | - | - | - | - |
| DEPAUL | 2/24 | - | | - | - | - | - | - | - | - | - | - | - | - | - |
| at West Virginia | 2/27 | - | | - | - | - | - | - | - | - | - | - | - | - | - |
| VILLANOVA | 3/2 | - | | - | - | - | - | - | - | - | - | - | - | - | - |
| at Georgetown | 3/6 | - | | - | - | - | - | - | - | - | - | - | - | - | - |
| Totals | | 8 | | 0-2 | .000 | 0-0 | .000 | 0-0 | .000 | 0-0-0 | 2 | 1 | 0 | 0 | 0 |

Career Statistics

| Season | GP-GS | MIN | FG | FGA | PCT. | 3P | 3PA | PCT. | FT | FTA | PCT | OFF | DEF | REB | AVG | PF-D | A | TO | BL | ST | PTS | AVG |
|---------|-------|-----|----|-----|------|----|-----|------|----|-----|------|-----|-----|-----|-----|------|---|----|----|----|-----|-----|
| 2009-10 | 3-0 | 8 | 0 | 2 | .000 | 0 | 0 | .000 | 0 | 0 | .000 | 0 | 0 | 0 | 0.0 | 0-0 | 2 | 1 | 0 | 0 | 0 | 0.0 |



JUNIOR • GUARD

LARRY DAVIS

6-3 • 195

Hometown: Houston, Texas

High School/Previous: Alief-Hastings

11

Highs

| Season | Career |
|--|---|
| 13, vs. Prairie View A&M, 11/16/09 | Points 21, vs. Notre Dame, 2/4/09 |
| 2, three times (last vs. Lipscomb, 12/19/09) | 3-Pointers Made 5, vs. Mississippi State, 12/18/08 |
| 5, twice (last at Xavier, 12/13/09) | Rebounds 6, vs. West Virginia, 2/26/09 |
| 2, vs. Toledo, 11/18/09 | Assists 6, vs. Seton Hall, 3/7/09 |
| 2, twice (last at UAB, 12/16/09) | Steals 4, vs. Seton Hall, 3/7/09 |
| — | Blocked Shots 1, five times (vs. Notre Dame, 2/4/09) |
| 21, at Xavier, 12/13/09 | Minutes 33, at Georgetown, 2/7/09 |

2009-10 Season:

Scored all 10 points in the second half after earning first start of the season vs. Lipscomb (12/19) ... came off the bench and scored four points and tied a season-high with five rebounds against Xavier (12/13) ... added five points and grabbed three boards off the bench in a four-point win over Miami (OH) (12/10) ... put in five points off the bench against Gonzaga (11/25) ... hit two 3-pointers en route to six points and grabbed five boards against Toledo (11/18) ... tacked on 13 points off the bench against Prairie View A&M (11/16).

2008-09 Season:

Tied for 15th in 3-point field goal percentage (.379) in conference-only games ... tallied 11 points and dished out a career-best six assists while recording a career-high four steals against Seton Hall (3/7) ... scored seven points and grabbed a career-high six rebounds vs. West Virginia (2/26) ... recorded double-figure points for the third time in four games with 13 points at Pittsburgh (2/14) ... put in all 11 of his points in the second half in a come-from-behind win at Georgetown (2/7) ... scored a career-high 21 points on 8-of-14 shooting from the floor vs. Notre Dame (2/4) ... put in five points and added two steals at St. John's (1/22) ... scored six points on a perfect 2-of-2 shooting from three against Connecticut (1/10) ... registered fifth double-figure scoring game of the season with 11 points at Marquette (11/4) ... put Cincinnati ahead late in regulation vs. Eastern Kentucky (12/20) with a three-point play followed by a 3-pointer ... scored 14 points vs. Eastern Kentucky, his fourth double-figuring scoring game of the season ... tallied his third double-digit scoring night of the season with 12 points vs. Mississippi State (12/18), hitting on 4-of-5 3-pointers ... scored nine points, knocking down 3-of-5 3-pointers vs. Charleston Southern (12/15) ... six points, three assists, and two rebounds vs. Xavier (12/13) ... played a career-high 31 minutes and scored 14 points, including four 3-pointers, against Coastal Carolina (11/24) ... added 11 points in vs. Texas Southern ... one of the team's top on-ball defenders.

2007-08 Season:

Played in all 32 games, starting the first two of the season ... averaged 4.3 points per game ... equaled his season high, knocking down two 3-pointers vs. DePaul (3/6) and accounting for all six of his points in the game ... scored in double-digits five times during the year, including a season-best 16 points vs. Providence (3/2) ... played a season-high 29 minutes vs. the Friars ... posted a pair of steals and an assist at Georgetown (2/23) ... notched 10 points on 5-of-7 shooting in a 17-point win over St. John's (2/13) ... was 2-for-2 from the field and 1-for-1 from the free throw line for five points in six minutes at West Virginia (1/30) ...

2009-10 Game-by-Game Statistics

| Opponent | Date | GS | Min | FG-FGA | Pct. | 3FG-FGA | Pct. | FT-FTA | Pct. | O-D-T | A | TO | BLK | Stl | Pts. |
|-----------------------|-------|---------|-----|--------|------|---------|------|--------|--------------|---------|---|----|-----|-----|------|
| PRAIRIE VIEW | 11/16 | 20 | 5-8 | .625 | 2-5 | .400 | 1-1 | 1.000 | 0-0-0 | 1 | 3 | 0 | 0 | 0 | 13 |
| TOLEDO | 11/18 | 15 | 2-8 | .250 | 2-6 | .333 | 0-0 | .000 | 3-2-5 | 2 | 0 | 0 | 0 | 0 | 6 |
| vs. Vanderbilt | 11/23 | 12 | 0-2 | .000 | 0-1 | .000 | 0-0 | .000 | 1-2-3 | 0 | 0 | 0 | 0 | 2 | 0 |
| vs. Maryland | 11/24 | 10 | 0-0 | .000 | 0-0 | .000 | 0-0 | .000 | 0-0-0 | 0 | 0 | 0 | 0 | 0 | 0 |
| vs. Gonzaga | 11/25 | 16 | 2-3 | .667 | 1-2 | .500 | 0-0 | .000 | 1-0-1 | 0 | 2 | 0 | 0 | 0 | 5 |
| TEXAS SOUTHERN | 12/1 | | | | | | | | Did Not Play | | | | | | |
| MIAMI (OH) | 12/10 | 12 | 1-4 | .250 | 1-1 | 1.000 | 2-2 | 1.000 | 1-2-3 | 0 | 1 | 0 | 0 | 0 | 5 |
| at Xavier | 12/13 | 21 | 2-8 | .250 | 0-3 | .000 | 0-0 | .000 | 1-4-5 | 1 | 1 | 0 | 1 | 0 | 4 |
| at UAB | 12/16 | 20 | 1-7 | .143 | 0-3 | .000 | 0-0 | .000 | 0-0-0 | 0 | 1 | 0 | 0 | 2 | 2 |
| LIPSCOMB | 12/19 | * 13 | 4-6 | .667 | 2-3 | .667 | 0-0 | .000 | 1-1-2 | 0 | 1 | 0 | 0 | 1 | 10 |
| WINTHROP | 12/22 | * 15 | 0-2 | .000 | 0-2 | .000 | 0-0 | .000 | 0-1-1 | 1 | 1 | 0 | 0 | 1 | 0 |
| CONNECTICUT | 12/30 | - | - | - | - | - | - | - | - | - | - | - | - | - | - |
| at Rutgers | 1/2 | - | - | - | - | - | - | - | - | - | - | - | - | - | - |
| PITTSBURGH | 1/4 | - | - | - | - | - | - | - | - | - | - | - | - | - | - |
| CAL STATE BAKERSFIELD | 1/6 | - | - | - | - | - | - | - | - | - | - | - | - | - | - |
| at Seton Hall | 1/9 | - | - | - | - | - | - | - | - | - | - | - | - | - | - |
| at St. John's | 1/13 | - | - | - | - | - | - | - | - | - | - | - | - | - | - |
| NOTRE DAME | 1/16 | - | - | - | - | - | - | - | - | - | - | - | - | - | - |
| USF | 1/20 | - | - | - | - | - | - | - | - | - | - | - | - | - | - |
| at Louisville | 1/24 | - | - | - | - | - | - | - | - | - | - | - | - | - | - |
| PROVIDENCE | 1/30 | - | - | - | - | - | - | - | - | - | - | - | - | - | - |
| at Notre Dame | 2/4 | - | - | - | - | - | - | - | - | - | - | - | - | - | - |
| SYRACUSE | 2/7 | - | - | - | - | - | - | - | - | - | - | - | - | - | - |
| at Connecticut | 2/13 | - | - | - | - | - | - | - | - | - | - | - | - | - | - |
| at USF | 2/16 | - | - | - | - | - | - | - | - | - | - | - | - | - | - |
| MARQUETTE | 2/21 | - | - | - | - | - | - | - | - | - | - | - | - | - | - |
| DEPAUL | 2/24 | - | - | - | - | - | - | - | - | - | - | - | - | - | - |
| at West Virginia | 2/27 | - | - | - | - | - | - | - | - | - | - | - | - | - | - |
| VILLANOVA | 3/2 | - | - | - | - | - | - | - | - | - | - | - | - | - | - |
| at Georgetown | 3/6 | - | - | - | - | - | - | - | - | - | - | - | - | - | - |
| Totals | | 2 | 154 | 17-48 | .354 | 8-26 | .308 | 3-3 | 1.000 | 8-12-20 | 5 | 10 | 0 | 6 | 45 |

knocked down a pair of 3-pointers on his way to 10 points at Notre Dame (1/15) ... had seven points in 19 minutes of action at North Carolina State (12/23) ... tallied nine points on 3-of-8 shooting in his first Crosstown Shootout vs. Xavier (12/12) ... was one of three Bearcats to score in double-digits vs. USC Upstate (11/26) with 15 points on 6-of-11 shooting ... scored seven points and added an assist and a steal in UC's first win of the year vs. Western Carolina (11/10) in the Peggy Cronin Classic ... scored 11 points in the season opener vs. Belmont (11/9).

High School:


Helped Alief-Hastings to a combined record of 56-16 over his junior and senior seasons ... team made it to the state regional semifinals as a senior ... averaged 14.8 points, 6.2 rebounds, 4.1 assists and 4.3 steals as a junior ... team finished with a 31-6 record and a district title ... spent the summer on the AAU circuit with T-Mac and coach Chris Walker.

Personal:

Full name is Larry P. Davis ... born June 6, 1989 in Lufkin, Texas ... son of Larry and Sonia Davis ... father played college basketball at SMU ... major is undecided.

Career Statistics

| Season | GP-GS | MIN | FG | FGA | PCT. | 3P | 3PA | PCT. | FT | FTA | PCT | OFF | DEF | REB | AVG | PF-D | A | TO | BL | ST | PTS | AVG |
|--------------|--------------|-------------|------------|------------|-------------|-----------|------------|-------------|-----------|-----------|-------------|-----------|-----------|------------|------------|--------------|-----------|-----------|----------|-----------|------------|------------|
| 2007-08 | 32-2 | 367 | 52 | 125 | .416 | 21 | 70 | .300 | 13 | 19 | .684 | 6 | 16 | 22 | 0.7 | 42-0 | 18 | 24 | 2 | 7 | 138 | 4.3 |
| 2008-09 | 32-26 | 691 | 80 | 218 | .367 | 43 | 122 | .352 | 13 | 21 | .619 | 25 | 34 | 59 | 1.8 | 62-2 | 48 | 35 | 4 | 20 | 216 | 6.8 |
| 2009-10 | 10-2 | 154 | 17 | 48 | .354 | 8 | 26 | .308 | 3 | 3 | 1.000 | 8 | 12 | 20 | 2.0 | 10-0 | 5 | 10 | 0 | 6 | 45 | 4.5 |
| TOTAL | 74-30 | 1252 | 149 | 391 | .381 | 72 | 218 | .330 | 29 | 43 | .674 | 39 | 62 | 101 | 1.4 | 114-2 | 71 | 69 | 6 | 33 | 399 | 5.4 |



JUNIOR • FORWARD

DARNELL WILKS

6-7 • 205

Hometown: Nashville, Tenn.

High School/Previous: Pioneer Christian Academy

15

Highs

| Season | | Career |
|---|------------------------|--|
| 12, vs. Texas Southern, 12/1/09 | Points | 12, vs. Texas Southern, 12/1/09 |
| 2, twice (last at Xavier, 12/13/09) | 3-Pointers Made | 2, four times (last at Xavier, 12/13/09) |
| 6, vs. Texas Southern, 12/1/09 | Rebounds | 7 at USF, 3/3/09 |
| 2, vs. Prairie View A&M, 11/16/09 | Assists | 3, twice (last vs. DePaul, 3/10/09) |
| 2, vs. Texas Southern, 12/1/09 | Steals | 3 vs. UAPB, 12/22/08 |
| 1, twice (last vs. Texas Southern, 12/1/09) | Blocked Shots | 2, twice (last vs. Notre Dame, 2/4/09) |
| 22, vs. Texas Southern, 12/1/09 | Minutes | 22, twice (last vs. Texas Southern, 12/1/09) |

2009-10 Season:

Was a spark plug off the bench with eight points, including a career-high tying two three pointers, at Xavier (12/13) ... scored a career-high 12 points and grabbed six rebounds in a win over Texas Southern (12/1) ... came off the bench to grab five rebounds and block two shots in win over Prairie View A&M (11/16).

2008-09 Season:

Team's second leading scorer with eight points on 3-of-7 shooting vs. DePaul in the BIG EAST Tournament ... also tied career highs in assists (3) and 3-point field goals (2) vs. Blue Demons ... scored a career-high nine points, grabbed a career-high seven rebounds, and added an assist and a block in a career-high 22 minutes in second career start at USF (3/3) ... came off the bench and scored three points, grabbed two rebounds, and dished out a career-high tying three assists vs. Notre Dame (2/4) ... after going scoreless in three previous games, scored four points in six minutes vs. Rutgers (1/14) ... collected a career-high three steals vs. Arkansas-Pine Bluff (12/22) ... pulled down two rebounds, blocked two shots, and made an assist in his first career start vs. Charleston Southern (12/15) ... scored a career-high eight points on a career-best tying two 3-pointers vs. UAB (12/6) after combining for three points in previous four games ... scored a career-best seven points vs. Texas Southern on 3-of-3 shooting from the field (11/18) ... grabbed at least two rebounds in 12 of 29 games.

2007-08 Season:

Played in 17 games as a reserve wing ... averaged 4.5 minutes per game ... put up his second straight six-point contest against USC Upstate (11/26) and added two rebounds and a blocked shot ... scored six points in 17 minutes vs. Fairfield (11/24) ... posted two points and a rebound in his first Crosstown Shootout vs. Xavier (12/12).

High School:

Averaged 17.6 points, 11.2 rebounds, and 7.1 assists per game during senior season helping Pioneer to a conference championship and the school's ninth state title ... played for head coach Carl Reed ... earned all-state and all-conference accolades as a junior ... was recognized as one of the Top 60 players in the nation as a senior ... invited to participate in the prestigious Reebok U camp and the NBA Players Camp ... played for Mark Komara and the Southeast Elite on the summer AAU circuit.

2009-10 Game-by-Game Statistics

| Opponent | Date | GS | Min | FG-FGA | Pct. | 3FG-FGA | Pct. | FT-FTA | Pct. | O-D-T | A | TO | BLK | Stl | Pts. |
|-----------------------|-------|-----------|--------------|-------------|-------------|-------------|------------|-------------|----------------|----------|-----------|----------|----------|-----------|------|
| PRAIRIE VIEW | 11/16 | 12 | 1-3 | .333 | 0-1 | .000 | 0-0 | .000 | 1-4-5 | 2 | 2 | 0 | 0 | 0 | 2 |
| TOLEDO | 11/18 | 8 | 1-2 | .500 | 0-0 | .000 | 1-1 | 1.000 | 0-0-0 | 0 | 1 | 1 | 0 | 0 | 3 |
| vs. Vanderbilt | 11/23 | 6 | 1-3 | .333 | 0-1 | .000 | 0-0 | .000 | 1-0-1 | 0 | 1 | 0 | 0 | 1 | 2 |
| vs. Maryland | 11/24 | 3 | 1-1 | 1.000 | 0-0 | .000 | 0-0 | .000 | 0-1-1 | 0 | 1 | 0 | 0 | 0 | 2 |
| vs. Gonzaga | 11/25 | 5 | 1-2 | .500 | 1-2 | .500 | 0-0 | .000 | 0-0-0 | 0 | 0 | 0 | 0 | 0 | 3 |
| TEXAS SOUTHERN | 12/1 | 22 | 5-8 | .625 | 2-2 | 1.000 | 0-0 | .000 | 4-2-6 | 1 | 1 | 1 | 2 | 12 | |
| MIAMI (OH) | 12/10 | 15 | 0-1 | .000 | 0-1 | .000 | 0-0 | .000 | 0-2-2 | 0 | 2 | 0 | 0 | 0 | 0 |
| at Xavier | 12/13 | 14 | 3-5 | .600 | 2-4 | .500 | 0-0 | .000 | 2-3-5 | 0 | 2 | 0 | 0 | 0 | 8 |
| at UAB | 12/16 | 6 | 1-1 | 1.000 | 0-0 | .000 | 0-0 | .000 | 0-0-0 | 0 | 1 | 0 | 0 | 0 | 2 |
| LIPSCOMB | 12/19 | 0 | 0-0 | .000 | 0-0 | .000 | 0-0 | .000 | 0-0-0 | 0 | 0 | 0 | 0 | 0 | 0 |
| WINTHROP | 12/22 | 8 | 2-2 | 1.000 | 0-0 | .000 | 1-2 | .500 | 0-0-0 | 0 | 0 | 0 | 0 | 1 | 5 |
| CONNECTICUT | 12/30 | - | - | - | - | - | - | - | - | - | - | - | - | - | - |
| at Rutgers | 1/2 | - | - | - | - | - | - | - | - | - | - | - | - | - | - |
| PITTSBURGH | 1/4 | - | - | - | - | - | - | - | - | - | - | - | - | - | - |
| CAL STATE BAKERSFIELD | 1/6 | - | - | - | - | - | - | - | - | - | - | - | - | - | - |
| at Seton Hall | 1/9 | - | - | - | - | - | - | - | - | - | - | - | - | - | - |
| at St. John's | 1/13 | - | - | - | - | - | - | - | - | - | - | - | - | - | - |
| NOTRE DAME | 1/16 | - | - | - | - | - | - | - | - | - | - | - | - | - | - |
| USF | 1/20 | - | - | - | - | - | - | - | - | - | - | - | - | - | - |
| at Louisville | 1/24 | - | - | - | - | - | - | - | - | - | - | - | - | - | - |
| PROVIDENCE | 1/30 | - | - | - | - | - | - | - | - | - | - | - | - | - | - |
| at Notre Dame | 2/4 | - | - | - | - | - | - | - | - | - | - | - | - | - | - |
| SYRACUSE | 2/7 | - | - | - | - | - | - | - | - | - | - | - | - | - | - |
| at Connecticut | 2/13 | - | - | - | - | - | - | - | - | - | - | - | - | - | - |
| at USF | 2/16 | - | - | - | - | - | - | - | - | - | - | - | - | - | - |
| MARQUETTE | 2/21 | - | - | - | - | - | - | - | - | - | - | - | - | - | - |
| DEPAUL | 2/24 | - | - | - | - | - | - | - | - | - | - | - | - | - | - |
| at West Virginia | 2/27 | - | - | - | - | - | - | - | - | - | - | - | - | - | - |
| VILLANOVA | 3/2 | - | - | - | - | - | - | - | - | - | - | - | - | - | - |
| at Georgetown | 3/6 | - | - | - | - | - | - | - | - | - | - | - | - | - | - |
| Totals | | 99 | 16-28 | .571 | 5-11 | .455 | 2-3 | .667 | 8-12-20 | 3 | 11 | 2 | 4 | 39 | |

Personal:

Full name is Darnell D. Wilks ... born Nov. 8, 1988 in Junction City, Kansas ... son of Burnell and Sherma Wilks ... majoring in communications.

Career Statistics

| Season | GP-GS | MIN | FG | FGA | PCT. | 3P | 3PA | PCT. | FT | FTA | PCT | OFF | DEF | REB | AVG | PF-D | A | TO | BL | ST | PTS | AVG |
|--------------|-------------|------------|-----------|-----------|-------------|-----------|-----------|-------------|----------|-----------|-------------|-----------|-----------|-----------|------------|-------------|-----------|-----------|-----------|-----------|------------|------------|
| 2007-08 | 17-0 | 76 | 8 | 17 | .471 | 0 | 6 | .000 | 0 | 3 | .000 | 2 | 5 | 7 | 0.4 | 12-0 | 2 | 6 | 1 | 1 | 16 | 0.9 |
| 2008-09 | 30-2 | 253 | 23 | 50 | .460 | 10 | 21 | .476 | 7 | 17 | .412 | 13 | 30 | 43 | 1.4 | 49-1 | 20 | 25 | 9 | 16 | 63 | 2.1 |
| 2009-10 | 11-0 | 99 | 16 | 28 | .571 | 5 | 11 | .455 | 2 | 3 | .667 | 8 | 12 | 20 | 1.8 | 19-0 | 3 | 11 | 2 | 4 | 39 | 3.5 |
| TOTAL | 58-2 | 428 | 47 | 95 | .495 | 15 | 38 | .395 | 9 | 23 | .391 | 23 | 47 | 70 | 1.2 | 80-1 | 25 | 42 | 12 | 21 | 118 | 2.0 |



JUNIOR • FORWARD

RASHAD BISHOP

6-6 • 225

Hometown: Newark, N.J.

High School/Previous: Kennedy

22

Highs

| Season | | Career |
|--|------------------------|---|
| 20, vs. Toledo, 11/18/09 | Points | 20, vs. Toledo, 11/18/09 |
| 3, vs. Lipscomb, 12/19/09 | 3-Pointers Made | 3, vs. Lipscomb, 12/19/09 |
| 8, three times (last vs. Winthrop, 12/22/09) | Rebounds | 9, vs. Xavier, 12/13/08 |
| 5, vs. Toledo, 11/18/09 | Assists | 9, vs. Georgetown, 1/28/09 |
| 2, vs. Maryland, 11/24/09 | Steals | 3, four times (last at DePaul, 1/17/09) |
| 2, twice (last vs. Texas Southern, 12/1/09) | Blocked Shots | 2, seven times (last vs. Texas Southern, 12/1/09) |
| 29, at UAB, 12/16/09 | Minutes | 39, vs. Pittsburgh, 3/12/08 |

2009-10 Season:

Tied a season-high with eight rebounds against Winthrop (12/22) ... hit all five shots, including a career-high three 3-pointers, en route to 13 points vs. Lipscomb (12/19) ... tied a season-high with eight boards at UAB (12/16) ... led UC with 14 points and grabbed six boards in a 37-point win over Texas Southern (12/1) ... put together solid all-around performances at the EA Sports Maui Invitational, including a nine-point, six-rebound, and three assist contest against Vanderbilt (11/23) ... had a career-high 20 points on 8-of-13 vs. Toledo (11/18) ... also added eight boards, five assists, a steal and a block against the Rockets ... posted eight points, three rebounds, and two assists Prairie View A&M (11/16).

2008-09 Season:

Matched a career-best with two blocks vs. DePaul (3/10) at the BIG EAST Tournament ... tied a career-high with nine rebounds against Seton Hall (3/7) ... scored nine points against West Virginia (2/26) after scoring six points in previous two games combined ... after scoring one point in previous three games, scored seven points on a perfect 3-of-3 shooting vs. St. John's (2/11) ... put in terrific all-around performance vs. No. 25/23 Georgetown (1/28) with six points, six rebounds, and a career-high nine assists ... scored a career-high 15 points on 7-of-12 shooting from the floor at St. John's (1/22) ... collected back-to-back double-figure scoring games after scoring 11 points vs. Providence (1/7) ... also added six rebounds and six assists ... recorded first double-figure scoring game of the season with 11 points at Marquette (1/4) ... also added seven rebounds, including career-high six offensive rebounds against the Golden Eagles ... tied career-best with two 3-pointers vs. Eastern Kentucky (12/20) ... scored four points and grabbed a career-high tying nine rebounds vs. Xavier (12/13) ... turned in impressive all-around performance vs. UAB (12/6) with nine points, eight rebounds, two blocks, two steals, and an assist ... added six points on 2-of-5 shooting from the field vs. UNLV (11/29) ... scored nine points on 4-of-5 shooting vs. Coastal Carolina (11/24) ... had solid all-around game vs. South Dakota with six points, five assists, and four rebounds.

2007-08 Season:

Finished as the team's sixth-leading scorer and the highest scoring freshman, averaging 5.4 points per game ... scored in double digits six times during the season ... posted 3.4 rebounds and 1.3 assists per game, ranking fifth and third on the team, respectively ... started 20 of 32 games ... netted 11 points, had five rebounds and added an assist in UC's 70-64 loss to Pittsburgh (3/12) in the first round of the BIG EAST Tournament while playing


2009-10 Game-by-Game Statistics

| Opponent | Date | GS | Min | FG-FGA | Pct. | 3FG-FGA | Pct. | FT-FTA | Pct. | O-D-T | A | TO | BLK | Stl | Pts. |
|-----------------------|-------|----------|------------|--------------|-------------|-------------|-------------|-------------|-------------|-----------------|-----------|-----------|----------|----------|-----------|
| PRAIRIE VIEW | 11/16 | | 21 | 3-4 | .750 | 1-2 | .500 | 1-2 | .500 | 0-3-3 | 2 | 0 | 0 | 0 | 8 |
| TOLEDO | 11/18 | | 24 | 8-13 | .615 | 1-3 | .333 | 3-4 | .750 | 4-4-8 | 5 | 0 | 1 | 1 | 20 |
| vs. Vanderbilt | 11/23 | * | 24 | 4-6 | .667 | 1-2 | .500 | 0-0 | .000 | 3-3-6 | 3 | 0 | 1 | 1 | 9 |
| vs. Maryland | 11/24 | * | 34 | 2-6 | .333 | 1-3 | .333 | 0-1 | .000 | 2-5-7 | 1 | 3 | 2 | 2 | 5 |
| vs. Gonzaga | 11/25 | * | 30 | 1-6 | .167 | 1-4 | .250 | 0-0 | .000 | 2-4-6 | 1 | 0 | 0 | 1 | 3 |
| TEXAS SOUTHERN | 12/1 | * | 21 | 6-7 | .857 | 1-1 | 1.000 | 1-1 | 1.000 | 3-3-6 | 1 | 2 | 2 | 1 | 14 |
| MIAMI (OH) | 12/10 | * | 23 | 2-5 | .400 | 0-1 | .000 | 1-2 | .500 | 0-1-1 | 1 | 0 | 0 | 0 | 5 |
| at Xavier | 12/13 | * | 26 | 2-3 | .667 | 0-1 | .000 | 1-2 | .500 | 1-2-3 | 2 | 1 | 1 | 0 | 5 |
| at UAB | 12/16 | * | 29 | 1-6 | .167 | 0-2 | .000 | 0-0 | .000 | 1-7-8 | 2 | 2 | 1 | 1 | 2 |
| LIPSCOMB | 12/19 | | 22 | 5-5 | 1.000 | 3-3 | 1.000 | 0-0 | .000 | 1-4-5 | 1 | 1 | 0 | 1 | 13 |
| WINTHROP | 12/22 | | 15 | 2-6 | .333 | 0-2 | .000 | 0-0 | .000 | 3-5-8 | 1 | 4 | 1 | 0 | 4 |
| CONNECTICUT | 12/30 | | - | - | - | - | - | - | - | - | - | - | - | - | - |
| at Rutgers | 1/2 | | - | - | - | - | - | - | - | - | - | - | - | - | - |
| PITTSBURGH | 1/4 | | - | - | - | - | - | - | - | - | - | - | - | - | - |
| CAL STATE BAKERSFIELD | 1/6 | | - | - | - | - | - | - | - | - | - | - | - | - | - |
| at Seton Hall | 1/9 | | - | - | - | - | - | - | - | - | - | - | - | - | - |
| at St. John's | 1/13 | | - | - | - | - | - | - | - | - | - | - | - | - | - |
| NOTRE DAME | 1/16 | | - | - | - | - | - | - | - | - | - | - | - | - | - |
| USF | 1/20 | | - | - | - | - | - | - | - | - | - | - | - | - | - |
| at Louisville | 1/24 | | - | - | - | - | - | - | - | - | - | - | - | - | - |
| PROVIDENCE | 1/30 | | - | - | - | - | - | - | - | - | - | - | - | - | - |
| at Notre Dame | 2/4 | | - | - | - | - | - | - | - | - | - | - | - | - | - |
| SYRACUSE | 2/7 | | - | - | - | - | - | - | - | - | - | - | - | - | - |
| at Connecticut | 2/13 | | - | - | - | - | - | - | - | - | - | - | - | - | - |
| at USF | 2/16 | | - | - | - | - | - | - | - | - | - | - | - | - | - |
| MARQUETTE | 2/21 | | - | - | - | - | - | - | - | - | - | - | - | - | - |
| DEPAUL | 2/24 | | - | - | - | - | - | - | - | - | - | - | - | - | - |
| at West Virginia | 2/27 | | - | - | - | - | - | - | - | - | - | - | - | - | - |
| VILLANOVA | 3/2 | | - | - | - | - | - | - | - | - | - | - | - | - | - |
| at Georgetown | 3/6 | | - | - | - | - | - | - | - | - | - | - | - | - | - |
| Totals | | 7 | 269 | 36-67 | .537 | 9-24 | .375 | 7-12 | .583 | 20-41-61 | 20 | 13 | 9 | 8 | 88 |

a career-high 39 minutes ... made his first start in six games and posted nine points on 4-of-5 shooting and four rebounds vs. Connecticut in the regular-season finale (3/9) ... collected seven rebounds and scored five points as UC lost to DePaul, 60-54 (3/6) ... came off the bench and recorded his fifth double-digit scoring game of the year at Georgetown (2/23) with 10 points ... also added three rebounds, two assists and two steals vs. the Hoyas ... for the second time in three games, he keyed the Bearcats as they upset a nationally-ranked team, scoring 11 points, posting six rebounds, and blocked shot in the closing seconds vs. then-No. 15 Pittsburgh (1/19) ... scored his only basket of the game vs. then-No. 19 Villanova (1/12), a 3-pointer, with 22 seconds left to give UC a 68-66 lead ... turned in an all-around performance as UC knocked off Syracuse (1/9) at home, 74-66, with five points, seven rebounds, an assist, a steal, and a blocked shot ... helped UC win its BIG EAST opener at Louisville (1/1) with eight points, three rebounds, and two assists ... recorded nine points, seven rebounds, and three assists as UC lost to then No. 2 Memphis, 79-69 ... led the Bearcats to a 69-64 win vs. Fairfield (11/24) equaling his career high with 12 points ... dished out a career-high six assists vs. Coastal Carolina (11/16) ... posted career bests of 12 points and eight rebounds vs. Bowling Green (11/11) in the final game of the Peggy Cronin Classic ... tallied his first career double-digit game vs. Western Carolina (11/10), posting 11 points and added five rebounds and a season-high three steals ... scored his first point, a free throw, in the season opener vs. Belmont (11/9).

Career Statistics

| Season | GP-GS | MIN | FG | FGA | PCT. | 3P | 3PA | PCT. | FT | FTA | PCT. | OFF | DEF | REB | AVG | PF-D | A | TO | BL | ST | PTS | AVG |
|--------------|--------------|-------------|------------|------------|-------------|-----------|------------|-------------|-----------|-----------|-------------|-----------|------------|------------|------------|--------------|------------|------------|-----------|-----------|------------|------------|
| 2007-08 | 32-20 | 748 | 60 | 152 | .395 | 19 | 65 | .292 | 34 | 49 | .694 | 35 | 73 | 108 | 3.4 | 55-1 | 43 | 39 | 11 | 21 | 173 | 5.4 |
| 2008-09 | 32-30 | 879 | 71 | 171 | .415 | 15 | 57 | .263 | 15 | 29 | .517 | 37 | 91 | 128 | 4.0 | 62-4 | 81 | 50 | 8 | 37 | 172 | 5.4 |
| 2009-10 | 11-7 | 254 | 34 | 61 | .557 | 9 | 22 | .409 | 7 | 12 | .583 | 17 | 36 | 53 | 5.3 | 19-0 | 19 | 9 | 8 | 8 | 84 | 8.4 |
| TOTAL | 75-57 | 1896 | 167 | 390 | .428 | 43 | 146 | .295 | 56 | 90 | .622 | 92 | 205 | 297 | 4.0 | 136-5 | 144 | 102 | 28 | 66 | 433 | 5.8 |



FRESHMAN • GUARD

SEAN KILPATRICK

6-4 • 215

Hometown: White Plains, N.Y.

High School/Previous: Notre Dame Prep

23

Highs

Season

Career

| | | |
|---|-----------------|---|
| — | Points | — |
| — | 3-Pointers Made | — |
| — | Rebounds | — |
| — | Assists | — |
| — | Steals | — |
| — | Blocked Shots | — |
| — | Minutes | — |

2009-10 Season:

Redshirting.

Prior to Cincinnati:

Averaged 28.4 points, 7.0 rebounds, and 6.0 assists over four-year prep career at White Plains High School ... finished as the leading scorer in White Plains High School history ... a candidate for the McDonald's High School All-American Game ... participated in the Jordan Classic ... a three-time all-state, all-section, all-league, and all-county selection ... helped Notre Dame Prep to a 100-69 win over Apex (N.J.) in the 2009 Big Apple Invitational and was named the game's MVP with 21 points, seven assists, and four steals ... was coached by Ryan Hurd at Notre Dame Prep ... helped ND Prep to Top 10 ranking.

Personal:

Full name is Sean Redell Kilpatrick ... born January 6, 1990 in Yonkers, New York ... son of Regina Williams and Sean Kilpatrick, Sr. ... has one brother and one sister ... major is undecided.

2009-10 Game-by-Game Statistics

| Opponent | Date | GS | Min | FG-FGA | Pct. | 3FG-FGA | Pct. | FT-FTA | Pct. | O-D-T | A | TO | BLK | Stl | Pts. |
|-----------------------|-------|----|-----|--------|------|---------|------|--------|------|-------|---|----|-----|-----|------|
| PRAIRIE VIEW | 11/16 | | | | | | | | | | | | | | |
| TOLEDO | 11/18 | | | | | | | | | | | | | | |
| vs. Vanderbilt | 11/16 | | | | | | | | | | | | | | |
| vs. Maryland | 11/16 | | | | | | | | | | | | | | |
| vs. Gonzaga | 11/16 | | | | | | | | | | | | | | |
| TEXAS SOUTHERN | 12/1 | | | | | | | | | | | | | | |
| MIAMI (OH) | 12/10 | | | | | | | | | | | | | | |
| at Xavier | 12/13 | | | | | | | | | | | | | | |
| at UAB | 12/16 | | | | | | | | | | | | | | |
| LIPSCOMB | 12/19 | | | | | | | | | | | | | | |
| WINTHROP | 12/22 | | | | | | | | | | | | | | |
| CONNECTICUT | 12/30 | | | | | | | | | | | | | | |
| at Rutgers | 1/2 | | | | | | | | | | | | | | |
| PITTSBURGH | 1/4 | | | | | | | | | | | | | | |
| CAL STATE BAKERSFIELD | 1/6 | | | | | | | | | | | | | | |
| at Seton Hall | 1/9 | | | | | | | | | | | | | | |
| at St. John's | 1/13 | | | | | | | | | | | | | | |
| NOTRE DAME | 1/16 | | | | | | | | | | | | | | |
| USF | 1/20 | | | | | | | | | | | | | | |
| at Louisville | 1/24 | | | | | | | | | | | | | | |
| PROVIDENCE | 1/30 | | | | | | | | | | | | | | |
| at Notre Dame | 2/4 | | | | | | | | | | | | | | |
| SYRACUSE | 2/7 | | | | | | | | | | | | | | |
| at Connecticut | 2/13 | | | | | | | | | | | | | | |
| at USF | 2/16 | | | | | | | | | | | | | | |
| MARQUETTE | 2/21 | | | | | | | | | | | | | | |
| DEPAUL | 2/24 | | | | | | | | | | | | | | |
| at West Virginia | 2/27 | | | | | | | | | | | | | | |
| VILLANOVA | 3/2 | | | | | | | | | | | | | | |
| at Georgetown | 3/6 | | | | | | | | | | | | | | |
| Totals | | | | | | | | | | | | | | | |

Career Statistics

| Season | GP-GS | MIN | FG | FGA | PCT. | 3P | 3PA | PCT. | FT | FTA | PCT | OFF | DEF | REB | AVG | PF-D | A | TO | BL | ST | PTS | AVG |
|---------|-------|-----|----|-----|------|----|-----|------|----|-----|-----|-----|-----|-----|-----|------|---|----|----|----|-----|-----|
| 2009-10 | - | - | - | - | - | - | - | - | - | - | - | - | - | - | - | - | - | - | - | - | - | - |



FRESHMAN • GUARD

ANTHONY MCBRIDE

6-2 • 176

Hometown: Cincinnati, Ohio

High School/Previous: Withrow

25

Highs

| Season | Career |
|--------|-----------------|
| — | Points |
| — | 3-Pointers Made |
| — | Rebounds |
| — | Assists |
| — | Steals |
| — | Blocked Shots |
| — | Minutes |

2009-10 Season:

Redshirting.

Prior to Cincinnati:

Three-year letterwinner at Withrow High School ... helped Withrow to a league and district title ... a three-time all-league selection, including first-team honors during sophomore and junior campaigns.

Personal:

Full name is Anthony McBride ... born October 12, 1988 ... son of Tony Dees and Wyseca McBride ... brother is current UC Yancy Gates ... majoring in criminal justice.

2009-10 Game-by-Game Statistics

| Opponent | Date | GS | Min | FG-FGA | Pct. | 3FG-FGA | Pct. | FT-FTA | Pct. | O-D-T | A | TO | BLK | Stl | Pts. |
|-----------------------|-------|----|-----|--------|------|---------|------|--------|------|-------|---|----|-----|-----|------|
| PRAIRIE VIEW | 11/16 | | | | | | | | | | | | | | |
| TOLEDO | 11/18 | | | | | | | | | | | | | | |
| vs. Vanderbilt | 11/16 | | | | | | | | | | | | | | |
| vs. Maryland | 11/16 | | | | | | | | | | | | | | |
| vs. Gonzaga | 11/16 | | | | | | | | | | | | | | |
| TEXAS SOUTHERN | 12/1 | | | | | | | | | | | | | | |
| MIAMI (OH) | 12/10 | | | | | | | | | | | | | | |
| at Xavier | 12/13 | | | | | | | | | | | | | | |
| at UAB | 12/16 | | | | | | | | | | | | | | |
| LIPSCOMB | 12/19 | | | | | | | | | | | | | | |
| WINTHROP | 12/22 | | | | | | | | | | | | | | |
| CONNECTICUT | 12/30 | | | | | | | | | | | | | | |
| at Rutgers | 1/2 | | | | | | | | | | | | | | |
| PITTSBURGH | 1/4 | | | | | | | | | | | | | | |
| CAL STATE BAKERSFIELD | 1/6 | | | | | | | | | | | | | | |
| at Seton Hall | 1/9 | | | | | | | | | | | | | | |
| at St. John's | 1/13 | | | | | | | | | | | | | | |
| NOTRE DAME | 1/16 | | | | | | | | | | | | | | |
| USF | 1/20 | | | | | | | | | | | | | | |
| at Louisville | 1/24 | | | | | | | | | | | | | | |
| PROVIDENCE | 1/30 | | | | | | | | | | | | | | |
| at Notre Dame | 2/4 | | | | | | | | | | | | | | |
| SYRACUSE | 2/7 | | | | | | | | | | | | | | |
| at Connecticut | 2/13 | | | | | | | | | | | | | | |
| at USF | 2/16 | | | | | | | | | | | | | | |
| MARQUETTE | 2/21 | | | | | | | | | | | | | | |
| DEPAUL | 2/24 | | | | | | | | | | | | | | |
| at West Virginia | 2/27 | | | | | | | | | | | | | | |
| VILLANOVA | 3/2 | | | | | | | | | | | | | | |
| at Georgetown | 3/6 | | | | | | | | | | | | | | |
| Totals | | | | | | | | | | | | | | | |

Career Statistics

| Season | GP-GS | MIN | FG | FGA | PCT. | 3P | 3PA | PCT. | FT | FTA | PCT | OFF | DEF | REB | AVG | PF-D | A | TO | BL | ST | PTS | AVG |
|---------|-------|-----|----|-----|------|----|-----|------|----|-----|-----|-----|-----|-----|-----|------|---|----|----|----|-----|-----|
| 2009-10 | - | - | - | - | - | - | - | - | - | - | - | - | - | - | - | - | - | - | - | - | - | - |



JUNIOR • CENTER

ANTHONY McCLAIN

7-0 • 255

Hometown: Trenton, N.J.

High School/Previous: National Christian Academy

30

Highs

| Season | | Career |
|---------------------------------|------------------------|--|
| 2, vs. Texas Southern, 12/1/09 | Points | 11 vs. Coastal Carolina, 11/24/08 |
| — | 3-Pointers Made | — |
| 3, vs. Lipscomb, 12/19/09 | Rebounds | 9 at Louisville, 1/1/08 |
| — | Assists | 2, twice (last at Syracuse, 3/1/09) |
| — | Steals | 1, four times (last vs. Florida St., 11/28/08) |
| 3, vs. Lipscomb, 12/19/09 | Blocked Shots | 4, twice (last vs. Coastal Carolina, 11/24/08) |
| 11, vs. Texas Southern, 12/1/09 | Minutes | 25 at Louisville, 1/1/08 |

2009-10 Season:

Came off the bench and blocked three shots and grabbed three board against Lipscomb (12/19) ... scored first points of the season with two points against Texas Southern (12/1) ... saw first action of the season against Toledo (11/18) and grabbed a rebound in three minutes of play.

2008-09 Season:

Scored six points, grabbed four rebounds, and tied a career-high with two assists in a season-high 17 minutes at Syracuse (3/1) ... came off the bench and provided a defensive spark with two blocks at St. John's (1/22) ... after combining for just four points and one rebound in the previous four games, scored five points and grabbed two boards in a season-high 16 minutes of action vs. Arkansas-Pine Bluff (12/22) ... recorded a block in 11 of 24 games ... scored two points and blocked two shots in four minutes vs. Mississippi State (12/18) ... earned first career start at UNLV (11/29) and scored two points with one blocked shot ... scored a career-high 11 points with seven rebounds and four blocks vs. Coastal Carolina (11/24) ... added eight points, seven rebounds, and four blocks vs. Texas Southern (11/22).

2007-08 Season:

Played in 31 games as a back-up center ... played 9.5 minutes per game and averaged 2.7 points and 3.0 rebounds ... led the team with 26 blocked shots ... was third on the team with a .442 shooting percentage ... scored seven points and hauled in six rebounds in the regular-season finale at Connecticut (3/9) ... poured in six points and made six rebounds in an overtime win at Rutgers (2/9) ... had back-to-back six-point performances vs. Notre Dame (1/15) and Pittsburgh (1/19) ... played an important role in a 74-66 win over Syracuse (1/9), pumping in seven points and pulling down seven rebounds ... posted his only double-figure scoring night against area rival Miami (OH) (12/29), posting 10 points (5-of-7 shooting) and adding seven rebounds, three blocks, and two assists ... had six rebounds at Illinois State (12/8) ... scored in each of his first eight games of the season ... racked up eight points and seven rebounds in the final game of the Peggy Cronin Classic vs. Bowling Green (11/11) ... posted the first three blocks of his career against Western Carolina (11/10) ... tallied his first career points and rebound in the season opener vs. Belmont (11/9).

High School:

Averaged 13 points, 11 rebounds and four blocked shots per game playing for coach Trevor

2009-10 Game-by-Game Statistics

| Opponent | Date | GS | Min | FG-FGA | Pct. | 3FG-FGA | Pct. | FT-FTA | Pct. | O-D-T | A | TO | BLK | Stl | Pts. |
|-----------------------|-------|-----------|------------|-------------|------------|-------------|------------|-------------|--------------|----------|----------|----------|----------|----------|------|
| PRAIRIE VIEW | 11/16 | | | | | | | | | | | | | | |
| TOLEDO | 11/18 | 3 | | 0-1 | .000 | 0-0 | .000 | 0-0 | .000 | 0-1-1 | 0 | 0 | 0 | 0 | 0 |
| vs. Vanderbilt | 11/16 | | | | | | | | | | | | | | |
| vs. Maryland | 11/16 | | | | | | | | | | | | | | |
| vs. Gonzaga | 11/16 | | | | | | | | | | | | | | |
| TEXAS SOUTHERN | 12/1 | 11 | 1-1 | 1.000 | 0-0 | .000 | 0-2 | .000 | 0-2-2 | 0 | 1 | 1 | 0 | 2 | |
| MIAMI (OH) | 12/10 | 2 | 0-1 | .000 | 0-0 | .000 | 0-0 | .000 | 1-0-1 | 0 | 0 | 0 | 0 | 0 | |
| at Xavier | 12/13 | 1 | 0-0 | .000 | 0-0 | .000 | 0-0 | .000 | 1-0-1 | 0 | 0 | 0 | 0 | 0 | |
| at UAB | 12/16 | | | | | | | | | | | | | | |
| LIPSCOMB | 12/19 | 9 | 0-1 | .000 | 0-0 | .000 | 0-0 | .000 | 0-3-3 | 0 | 1 | 3 | 0 | 0 | |
| WINTHROP | 12/22 | | | | | | | | | | | | | | |
| CONNECTICUT | 12/30 | | | | | | | | | | | | | | |
| at Rutgers | 1/2 | | | | | | | | | | | | | | |
| PITTSBURGH | 1/4 | | | | | | | | | | | | | | |
| CAL STATE BAKERSFIELD | 1/6 | | | | | | | | | | | | | | |
| at Seton Hall | 1/9 | | | | | | | | | | | | | | |
| at St. John's | 1/13 | | | | | | | | | | | | | | |
| NOTRE DAME | 1/16 | | | | | | | | | | | | | | |
| USF | 1/20 | | | | | | | | | | | | | | |
| at Louisville | 1/24 | | | | | | | | | | | | | | |
| PROVIDENCE | 1/30 | | | | | | | | | | | | | | |
| at Notre Dame | 2/4 | | | | | | | | | | | | | | |
| SYRACUSE | 2/7 | | | | | | | | | | | | | | |
| at Connecticut | 2/13 | | | | | | | | | | | | | | |
| at USF | 2/16 | | | | | | | | | | | | | | |
| MARQUETTE | 2/21 | | | | | | | | | | | | | | |
| DEPAUL | 2/24 | | | | | | | | | | | | | | |
| at West Virginia | 2/27 | | | | | | | | | | | | | | |
| VILLANOVA | 3/2 | | | | | | | | | | | | | | |
| at Georgetown | 3/6 | | | | | | | | | | | | | | |
| Totals | | 26 | 1-4 | .250 | 0-0 | .000 | 0-2 | .000 | 2-6-8 | 0 | 2 | 4 | 0 | 0 | |

Brown ... helped the Eagles to a 20-2 mark as a senior and a No. 4 ranking in the MAXPREPS State Power Rankings.

Personal:

Full name is Anthony Daquise McClain ... nicknamed "Biggie" ... born Nov. 28, 1988 in Trenton, N.J. ... son of Vivian Allen-Blakely ... majoring in criminal justice.

Career Statistics

| Season | GP-GS | MIN | FG | FGA | PCT. | 3P | 3PA | PCT. | FT | FTA | PCT | OFF | DEF | REB | AVG | PF-D | A | TO | BL | ST | PTS | AVG |
|--------------|-------------|------------|-----------|------------|-------------|----------|----------|-------------|-----------|-----------|-------------|-----------|-----------|------------|------------|-------------|----------|-----------|-----------|----------|------------|------------|
| 2007-08 | 31-0 | 295 | 34 | 77 | .442 | 0 | 0 | .000 | 15 | 32 | .469 | 43 | 49 | 92 | 3.0 | 47-2 | 4 | 19 | 26 | 3 | 83 | 2.7 |
| 2008-09 | 24-2 | 159 | 22 | 37 | .595 | 0 | 0 | .000 | 14 | 26 | .538 | 18 | 25 | 43 | 1.8 | 17-0 | 5 | 9 | 20 | 1 | 58 | 2.4 |
| 2009-10 | 5-0 | 26 | 1 | 4 | .250 | 0 | 0 | .000 | 0 | 2 | .000 | 2 | 6 | 8 | 1.6 | 4-0 | 0 | 2 | 4 | 0 | 2 | 0.4 |
| TOTAL | 60-2 | 480 | 57 | 118 | .483 | 0 | 0 | .000 | 29 | 60 | .483 | 63 | 80 | 143 | 2.4 | 68-2 | 9 | 30 | 50 | 4 | 143 | 2.4 |



JUNIOR • FORWARD

IBRAHIMA THOMAS

6-11 • 230

Hometown: Dakar, Senegal

High School/Previous: Stoneridge Prep/Oklahoma State

32

Highs

| Season | | Career |
|----------------------------|-----------------|---|
| 11, vs. Winthrop, 12/22/09 | Points | 19 at Texas, 3/14/08 |
| 1, vs. Winthrop, 12/22/09 | 3-Pointers Made | 2 at Texas, 3/14/08 |
| 6, vs. Lipscomb, 12/19/09 | Rebounds | 10, twice (last vs. Colorado, 2/6/08) |
| 1, vs. Winthrop, 12/22/09 | Assists | 2, twice (last vs. North Texas, 11/17/08) |
| — | Steals | 2 vs. Texas Tech, 1/12/08 |
| 2, vs. Lipscomb, 12/19/09 | Blocked Shots | 3 vs. Texas-San Antonio, 11/14/08 |
| 18, vs. Lipscomb, 12/19/09 | Minutes | 33 at Texas Tech, 2/2/08 |

2009-10 Season:

Scored a season-high 11 points in win over Winthrop (12/22), marking the first time in his career he has put together back-to-back double-figure scoring performances ... registered first double-figure scoring game as a Bearcat with 10 points against Lipscomb (12/19) in first career start at UC ... scored first two points in a Bearcats uniform on a two-handed slam in Crosstown Shootout against Xavier (12/13).

Prior to Cincinnati:

Played at Stoneridge Preparatory School in Simi Valley, Calif. ... received a three-star ranking from Rivals.com and was considered one of the Top-20 players in the state of California ... was also rated as the No. 81 player nationally according to Clark Francis ... was nominated for the McDonald's All-American game in 2007 ... was named the Athlete of the Year at Stoneridge Prep in 2007 ... participated in the Top-100 African prospect (NBA Camp) in 2004 ... shot 50.5 percent from the floor and 30.8 percent from beyond the three-point arc ... scored 14 points and grabbed 15 rebounds in an early season game against The Patterson School ... averaged 3.9 points and 2.7 rebounds per game his junior season ... had his best performance against Philadelphia Lutheran in December of 2005, scoring 19 points on 9-of-12 shooting ... attended the adidas Superstar Camp during the summer of 2006 in Atlanta and was rated the No. 7 center in the camp ... played soccer for 10 years ... scored a career-high 19 points in a quarter-final game of the Big 12 Championship against Texas ... recorded seven double-figure scoring games, including 16 points and a career-high 10 rebounds at Texas Tech on Feb. 2 for his first-career double-double ... grabbed 10 boards the following game against Colorado, giving him back-to-back double-figure rebounding games ... shot 60 percent or better from the floor on 10 occasions with three or more makes ... started 27 games during his rookie season.

Personal:

Pronounced ih-bruh-HEE-muh ... born Feb. 7, 1987 in Dakar, Senegal ... son of Ouseynou Thomas and Anta Camara ... has a younger brother and sister ... majoring in French.


2009-10 Game-by-Game Statistics

| Opponent | Date | GS | Min | FG-FGA | Pct. | 3FG-FGA | Pct. | FT-FTA | Pct. | O-D-T | A | TO | BLK | Stl | Pts. |
|-----------------------|-------|----------|-----------|-------------|-------------|------------|-------------|-------------|-------------|---------------|----------|----------|----------|----------|-----------|
| PRAIRIE VIEW | 11/16 | | | | | | | | | | | | | | |
| TOLEDO | 11/18 | | | | | | | | | | | | | | |
| vs. Vanderbilt | 11/16 | | | | | | | | | | | | | | |
| vs. Maryland | 11/16 | | | | | | | | | | | | | | |
| vs. Gonzaga | 11/16 | | | | | | | | | | | | | | |
| TEXAS SOUTHERN | 12/1 | | | | | | | | | | | | | | |
| MIAMI (OH) | 12/10 | | | | | | | | | | | | | | |
| at Xavier | 12/13 | | 7 | 1-6 | .167 | 0-2 | .000 | 0-0 | .000 | 1-1-2 | 0 | 0 | 1 | 0 | 2 |
| at UAB | 12/16 | | 4 | 0-1 | .000 | 0-1 | .000 | 0-0 | .000 | 0-0-0 | 0 | 0 | 1 | 0 | 0 |
| LIPSCOMB | 12/19 | * | 18 | 4-5 | .800 | 0-0 | .000 | 2-6 | .333 | 3-3-6 | 0 | 0 | 2 | 0 | 10 |
| WINTHROP | 12/22 | * | 15 | 3-7 | .429 | 1-4 | .250 | 4-6 | .667 | 2-1-3 | 1 | 1 | 0 | 0 | 11 |
| CONNECTICUT | 12/30 | | | | | | | | | | | | | | |
| at Rutgers | 1/2 | | | | | | | | | | | | | | |
| PITTSBURGH | 1/4 | | | | | | | | | | | | | | |
| CAL STATE BAKERSFIELD | 1/6 | | | | | | | | | | | | | | |
| at Seton Hall | 1/9 | | | | | | | | | | | | | | |
| at St. John's | 1/13 | | | | | | | | | | | | | | |
| NOTRE DAME | 1/16 | | | | | | | | | | | | | | |
| USF | 1/20 | | | | | | | | | | | | | | |
| at Louisville | 1/24 | | | | | | | | | | | | | | |
| PROVIDENCE | 1/30 | | | | | | | | | | | | | | |
| at Notre Dame | 2/4 | | | | | | | | | | | | | | |
| SYRACUSE | 2/7 | | | | | | | | | | | | | | |
| at Connecticut | 2/13 | | | | | | | | | | | | | | |
| at USF | 2/16 | | | | | | | | | | | | | | |
| MARQUETTE | 2/21 | | | | | | | | | | | | | | |
| DEPAUL | 2/24 | | | | | | | | | | | | | | |
| at West Virginia | 2/27 | | | | | | | | | | | | | | |
| VILLANOVA | 3/2 | | | | | | | | | | | | | | |
| at Georgetown | 3/6 | | | | | | | | | | | | | | |
| Totals | | 2 | 44 | 8-19 | .421 | 1-7 | .143 | 6-12 | .500 | 6-5-11 | 1 | 1 | 4 | 0 | 23 |

Career Statistics

| Season | GP-GS | MIN | FG | FGA | PCT. | 3P | 3PA | PCT. | FT | FTA | PCT | OFF | DEF | REB | AVG | PF-D | A | TO | BL | ST | PTS | AVG |
|--------------|--------------|------------|------------|------------|-------------|-----------|-----------|-------------|-----------|-----------|-------------|-----------|------------|------------|------------|--------------|-----------|-----------|-----------|-----------|------------|------------|
| *2007-08 | 33-27 | 575 | 78 | 155 | .503 | 11 | 34 | .324 | 32 | 55 | .582 | 50 | 86 | 136 | 4.1 | 102-7 | 7 | 37 | 16 | 13 | 199 | 6.0 |
| *2008-09 | 7-7 | 144 | 24 | 49 | .490 | 2 | 7 | .286 | 8 | 20 | .400 | 9 | 18 | 27 | 3.9 | 28-2 | 3 | 8 | 8 | 2 | 58 | 8.3 |
| 2009-10 | 4-2 | 44 | 8 | 19 | .421 | 1 | 7 | .143 | 6 | 12 | .500 | 6 | 5 | 11 | 2.8 | 6-0 | 1 | 1 | 4 | 0 | 23 | 5.8 |
| TOTAL | 44-36 | 763 | 110 | 223 | .493 | 14 | 48 | .292 | 46 | 87 | .529 | 65 | 109 | 174 | 4.0 | 136-9 | 11 | 46 | 28 | 15 | 280 | 6.4 |

* = AT OKLAHOMA STATE



FRESHMAN • FORWARD

LANCE STEPHENSON

6-5 • 210

Hometown: Brooklyn, N.Y.

High School/Previous: Abraham Lincoln

33

Highs

| Season | Career |
|---|-----------------|
| 22, at Xavier, 12/13/09 | Points |
| 2, twice (last at Xavier, 12/10/09) | 3-Pointers Made |
| 11, vs. Texas Southern, 12/1/09 | Rebounds |
| 7, vs. Texas Southern, 12/1/09 | Assists |
| 3, twice (last vs. Miami (OH), 12/10/09) | Steals |
| 1, four times (last vs. Lipscomb, 12/19/09) | Blocked Shots |
| 42, at Xavier, 12/13/09 | Minutes |

2009-10 Season:

Leads the team in scoring averaging 12.5 ppg ... scored a team-best 19 points and dished out five assists in win over Lipscomb (12/19) ... collected a team-high 22 points, the first 20-point performance of his career, on a season-high nine made field goals in first Crosstown Shootout against Xavier (12/13) ... poured in a game-high and season-high 17 points and tacked on eight rebounds, three assists, and three steals against Miami (OH) (12/10) ... put together a terrific all-around performance with seven points, a career-high seven assists, and a career-high 11 rebounds against Texas Southern (12/1) ... scored a team-high 15 points in EA Sports Maui Invitational Championship against Gonzaga (11/25) ... fell just shy of first double-double with 11 points and eight boards against Maryland (11/24) ... scored 16 points on 6-of-13 shooting in win over Toledo (11/18) ... scored seven points, grabbed four boards and dished out two assists in collegiate debut against Prairie View A&M (11/16) ... named BIG EAST Freshman of the Week on Nov. 23.

Prior to Cincinnati:

2009 McDonald's High School All-American ... averaged 28.9 points, 10.2 rebounds, and 3.9 assists at Abraham Lincoln High School in Brooklyn, N.Y., to earn Class AA New York State Sports Writers Association (NYSSWA) Player of the Year honors his senior year ... a three-time NYSSWA first-team selection ... graduated high school as the all-time leading scorer in the history of the state of New York with 2,946 points, passing fellow Lincoln High grad Sebastian Telfair, who was the 13th overall pick in the 2004 NBA Draft and now plays for the Minnesota Timberwolves ... led Lincoln to an overall record of 22-11 and an unprecedented fourth consecutive Public School Athletic League (PSAL) Class AA championship ... scored 24 points and grabbed 10 rebounds in a 78-56 victory over John F. Kennedy in the league championship game ... led the Railsplitters to state semifinals appearances his final three seasons, including Federation Tournament championships in 2007 and 2008.

Personal:


Full name is Lance Stephenson, Jr. ... born Sept. 5, 1990 ... son of Lance, Sr. and Bernadette Stephenson ... has one brother ... majoring in exploratory studies.

2009-10 Game-by-Game Statistics

| Opponent | Date | GS | Min | FG-FGA | Pct. | 3FG-FGA | Pct. | FT-FTA | Pct. | O-D-T | A | TO | BLK | Stl | Pts. |
|-----------------------|-------|-----------|------------|---------------|-------------|-------------|-------------|--------------|-------------|-----------------|-----------|-----------|----------|-----------|------------|
| PRAIRIE VIEW | 11/16 | * | 22 | 2-10 | .200 | 0-3 | .000 | 3-5 | .600 | 2-2-4 | 2 | 1 | 0 | 0 | 7 |
| TOLEDO | 11/18 | * | 28 | 6-13 | .462 | 2-4 | .500 | 2-2 | 1.000 | 2-1-3 | 2 | 3 | 0 | 0 | 16 |
| vs. Vanderbilt | 11/23 | * | 32 | 4-10 | .400 | 0-4 | .000 | 0-0 | .000 | 2-3-5 | 0 | 2 | 0 | 3 | 8 |
| vs. Maryland | 11/24 | * | 29 | 5-9 | .556 | 1-2 | .500 | 0-0 | .000 | 2-6-8 | 4 | 3 | 1 | 2 | 11 |
| vs. Gonzaga | 11/25 | * | 34 | 7-14 | .500 | 0-4 | .000 | 1-2 | .500 | 0-2-2 | 1 | 1 | 0 | 0 | 15 |
| TEXAS SOUTHERN | 12/1 | * | 27 | 3-9 | .333 | 0-2 | .000 | 1-3 | .333 | 2-9-11 | 7 | 4 | 1 | 0 | 7 |
| MIAMI (OH) | 12/10 | * | 26 | 6-11 | .545 | 0-1 | .000 | 5-6 | .833 | 3-5-8 | 3 | 2 | 0 | 3 | 17 |
| at Xavier | 12/13 | * | 42 | 9-19 | .474 | 2-4 | .500 | 2-4 | .500 | 4-2-6 | 1 | 1 | 1 | 0 | 22 |
| at UAB | 12/16 | * | 24 | 4-8 | .500 | 0-1 | .000 | 0-0 | .000 | 0-1-1 | 2 | 3 | 0 | 1 | 8 |
| LIPSCOMB | 12/19 | * | 30 | 7-11 | .636 | 1-3 | .333 | 4-4 | 1.000 | 0-3-3 | 5 | 0 | 1 | 1 | 19 |
| WINTHROP | 12/22 | * | 28 | 4-7 | .571 | 0-1 | .000 | 0-4 | .000 | 1-3-4 | 5 | 3 | 0 | 1 | 8 |
| CONNECTICUT | 12/30 | - | - | - | - | - | - | - | - | - | - | - | - | - | - |
| at Rutgers | 1/2 | - | - | - | - | - | - | - | - | - | - | - | - | - | - |
| PITTSBURGH | 1/4 | - | - | - | - | - | - | - | - | - | - | - | - | - | - |
| CAL STATE BAKERSFIELD | 1/6 | - | - | - | - | - | - | - | - | - | - | - | - | - | - |
| at Seton Hall | 1/9 | - | - | - | - | - | - | - | - | - | - | - | - | - | - |
| at St. John's | 1/13 | - | - | - | - | - | - | - | - | - | - | - | - | - | - |
| NOTRE DAME | 1/16 | - | - | - | - | - | - | - | - | - | - | - | - | - | - |
| USF | 1/20 | - | - | - | - | - | - | - | - | - | - | - | - | - | - |
| at Louisville | 1/24 | - | - | - | - | - | - | - | - | - | - | - | - | - | - |
| PROVIDENCE | 1/30 | - | - | - | - | - | - | - | - | - | - | - | - | - | - |
| at Notre Dame | 2/4 | - | - | - | - | - | - | - | - | - | - | - | - | - | - |
| SYRACUSE | 2/7 | - | - | - | - | - | - | - | - | - | - | - | - | - | - |
| at Connecticut | 2/13 | - | - | - | - | - | - | - | - | - | - | - | - | - | - |
| at USF | 2/16 | - | - | - | - | - | - | - | - | - | - | - | - | - | - |
| MARQUETTE | 2/21 | - | - | - | - | - | - | - | - | - | - | - | - | - | - |
| DEPAUL | 2/24 | - | - | - | - | - | - | - | - | - | - | - | - | - | - |
| at West Virginia | 2/27 | - | - | - | - | - | - | - | - | - | - | - | - | - | - |
| VILLANOVA | 3/2 | - | - | - | - | - | - | - | - | - | - | - | - | - | - |
| at Georgetown | 3/6 | - | - | - | - | - | - | - | - | - | - | - | - | - | - |
| Totals | | 11 | 322 | 57-121 | .471 | 6-29 | .207 | 18-30 | .600 | 18-37-55 | 32 | 23 | 4 | 11 | 138 |

Career Statistics

| Season | GP-GS | MIN | FG | FGA | PCT. | 3P | 3PA | PCT. | FT | FTA | PCT | OFF | DEF | REB | AVG | PF-D | A | TO | BL | ST | PTS | AVG |
|---------|-------|-----|----|-----|------|----|-----|------|----|-----|------|-----|-----|-----|-----|------|----|----|----|----|-----|------|
| 2009-10 | 11-11 | 322 | 57 | 121 | .471 | 6 | 29 | .207 | 18 | 30 | .600 | 18 | 37 | 55 | 5.0 | 24-1 | 32 | 23 | 4 | 11 | 138 | 12.5 |



SOPHOMORE • FORWARD

YANCY GATES

6-9 • 260

Hometown: Cincinnati, Ohio

High School/Previous: Withrow

34

Highs

| Season | Career |
|--|---|
| 18, at Xavier, 12/13/09 | Points 22 vs. West Virginia, 2/26/09 |
| — | 3-Pointers Made 1 vs. UAB, 12/6/08 |
| 13, vs. Maryland, 11/25/09 | Rebounds 13, vs. Maryland, 11/25/09 |
| 4, vs. Toledo, 11/18/09 | Assists 4 vs. Toledo, 11/18/09 |
| 2, twice (last vs. Winthrop, 12/22/09) | Steals 2, four times (last vs. Winthrop, 12/23/09) |
| 4, vs. Miami (OH), 12/10/09 | Blocked Shots 4, twice (last vs. Miami (OH), 12/10/09) |
| 40, at Xavier, 12/13/09 | Minutes 40, at Xavier, 12/13/09 |

2009-10 Season:

Ranks 18th in the conference in rebounds (6.6 rpg) and is tied for 11th in offensive rebounds (2.73) ... top rebounder on the squad ... scored 10 of his game-high 16 points in a 4:37 stretch in the first half in a 17-point win over Winthrop (12/22) ... came off the bench to score a season-high 18 points and grab six boards at Xavier (12/13) ... hit all five shots en route to a 10-point, seven-rebound performance against Texas Southern (12/1) ... named to the EA Sports Maui Invitational All-Tournament team ... put together back-to-back double-doubles for the first time in his career against Maryland (17 points, 13 rebounds) and Vanderbilt (16 points, 10 rebounds) ... scored 14 points and dished out a career-high four assists in a win over Toledo (11/18).

2008-09 Season:

Named to BIG EAST All-Rookie squad ... Ranked 10th in offensive rebounds (2.8) ... ranked 12th in BIG EAST-only play in offensive rebounds (2.47) ... grabbed nine rebounds against Seton Hall (3/7) ... poured in a team-high 14 points and grabbed a game-high tying seven rebounds at USF (3/3) ... collected second double-double of the season with a career-high 22 points and a career-high tying 11 rebounds vs. West Virginia (2/26) ... went 9-of-11 from the field against the Mountaineers and his nine defensive rebounds were a season-high ... recorded 16th double-figuring scoring game vs. No. 7/7 Louisville with 10 second-half points ... scored a then season-high 21 points on 8-of-11 shooting vs. St. John's (2/11) and added six rebounds ... named BIG EAST Rookie of the Week for second time on Feb. 9 after averaging 13.0 ppg and 7.5 rpg in wins over Notre Dame and Georgetown ... notched 14th double-figure scoring game of the season with 11 points at Georgetown (2/7) ... came off the bench and scored 15 points and grabbed eight rebounds in 21 minutes of action vs. Notre Dame (2/4) ... scored nine points, snatched seven rebounds, and had two assists at Villanova (2/1) ... added nine points, four rebounds, and had a season-best four blocks vs. No. 25/23 Georgetown (1/28) ... poured in 11 points, his 12th double-figure scoring performance of the season, at St. John's (1/22) ... put in 14 points off the bench, added seven rebounds, and a season-high three assists at Providence (1/19) ... fell one rebound shy of a double-double after scoring 12 points and grabbing nine rebounds vs. No. 5/5 Connecticut (1/10) ... scored 10 points in BIG EAST debut at Marquette (1/4), his fifth double-figure scoring game in the last six contests ... named BIG EAST Rookie of the Week on Dec. 22 after averaging 15.7 ppg and 8.0 rpg in wins over Charleston Southern (12/15), Mississippi State (12/18), and Eastern Kentucky (12/20) ... scored 14 points and snatched eight boards in win over Arkansas-Pine Bluff (12/22) ... put down game-tying dunk with one-tenth of a second left in regulation to send UC to overtime

2009-10 Game-by-Game Statistics

| Opponent | Date | GS | Min | FG-FGA | Pct. | 3FG-FGA | Pct. | FT-FTA | Pct. | O-D-T | A | TO | BLK | Stl | Pts. |
|-----------------------|-------|----------|------------|--------------|-------------|------------|-------------|--------------|-------------|-----------------|----------|-----------|-----------|----------|------------|
| PRAIRIE VIEW | 11/16 | * | 22 | 2-5 | .400 | 0-0 | .000 | 1-2 | .500 | 5-5-10 | 1 | 2 | 2 | 1 | 5 |
| TOLEDO | 11/18 | * | 27 | 6-8 | .750 | 0-0 | .000 | 2-3 | .667 | 1-2-3 | 4 | 3 | 3 | 0 | 14 |
| vs. Vanderbilt | 11/23 | * | 25 | 7-13 | .538 | 0-0 | .000 | 2-2 | 1.000 | 5-5-10 | 1 | 4 | 1 | 0 | 16 |
| vs. Maryland | 11/24 | * | 29 | 7-11 | .636 | 0-0 | .000 | 3-6 | .500 | 4-9-13 | 0 | 2 | 1 | 0 | 17 |
| vs. Gonzaga | 11/25 | * | 36 | 4-12 | .333 | 0-0 | .000 | 3-5 | .600 | 3-4-7 | 0 | 0 | 0 | 1 | 11 |
| TEXAS SOUTHERN | 12/1 | * | 15 | 5-5 | 1.000 | 0-0 | .000 | 0-0 | .000 | 2-5-7 | 0 | 0 | 0 | 0 | 10 |
| MIAMI (OH) | 12/10 | | 27 | 2-6 | .333 | 0-0 | .000 | 4-6 | .667 | 1-3-4 | 0 | 1 | 4 | 0 | 8 |
| at Xavier | 12/13 | | 40 | 8-16 | .500 | 0-1 | .000 | 2-6 | .333 | 3-3-6 | 0 | 1 | 2 | 0 | 18 |
| at UAB | 12/16 | * | 29 | 3-8 | .375 | 0-0 | .000 | 1-2 | .500 | 2-4-6 | 0 | 0 | 0 | 2 | 7 |
| LIPSCOMB | 12/19 | | 4 | 0-0 | .000 | 0-0 | .000 | 0-0 | .000 | 0-0-0 | 0 | 0 | 0 | 0 | 0 |
| WINTHROP | 12/22 | | 25 | 6-10 | .600 | 0-0 | .000 | 4-5 | .800 | 4-3-7 | 1 | 3 | 2 | 2 | 16 |
| CONNECTICUT | 12/30 | | - | - | - | - | - | - | - | - | - | - | - | - | - |
| at Rutgers | 1/2 | | - | - | - | - | - | - | - | - | - | - | - | - | - |
| PITTSBURGH | 1/4 | | - | - | - | - | - | - | - | - | - | - | - | - | - |
| CAL STATE BAKERSFIELD | 1/6 | | - | - | - | - | - | - | - | - | - | - | - | - | - |
| at Seton Hall | 1/9 | | - | - | - | - | - | - | - | - | - | - | - | - | - |
| at St. John's | 1/13 | | - | - | - | - | - | - | - | - | - | - | - | - | - |
| NOTRE DAME | 1/16 | | - | - | - | - | - | - | - | - | - | - | - | - | - |
| USF | 1/20 | | - | - | - | - | - | - | - | - | - | - | - | - | - |
| at Louisville | 1/24 | | - | - | - | - | - | - | - | - | - | - | - | - | - |
| PROVIDENCE | 1/30 | | - | - | - | - | - | - | - | - | - | - | - | - | - |
| at Notre Dame | 2/4 | | - | - | - | - | - | - | - | - | - | - | - | - | - |
| SYRACUSE | 2/7 | | - | - | - | - | - | - | - | - | - | - | - | - | - |
| at Connecticut | 2/13 | | - | - | - | - | - | - | - | - | - | - | - | - | - |
| at USF | 2/16 | | - | - | - | - | - | - | - | - | - | - | - | - | - |
| MARQUETTE | 2/21 | | - | - | - | - | - | - | - | - | - | - | - | - | - |
| DEPAUL | 2/24 | | - | - | - | - | - | - | - | - | - | - | - | - | - |
| at West Virginia | 2/27 | | - | - | - | - | - | - | - | - | - | - | - | - | - |
| VILLANOVA | 3/2 | | - | - | - | - | - | - | - | - | - | - | - | - | - |
| at Georgetown | 3/6 | | - | - | - | - | - | - | - | - | - | - | - | - | - |
| Totals | | 7 | 279 | 50-94 | .532 | 0-1 | .000 | 22-37 | .595 | 30-43-73 | 7 | 16 | 15 | 6 | 122 |


vs. Eastern Kentucky (12/20) ... scored 17 points and grabbed eight rebounds in overtime win vs. Colonels ... scored 12 points and grabbed a game-high nine rebounds vs. Mississippi State (12/18) ... scored a game-high 18 points on 8-of-10 shooting and pulled down seven rebounds vs. Charleston Southern (12/15) ... hit first career 3-pointer vs. the Blazers ... scored 16 points on 7-of-10 shooting and added seven rebounds at UNLV (11/29) ... notched 10 points and six rebounds in win over Western Illinois (11/22) ... registered first career double-double with 16 points and 11 rebounds in collegiate debut vs. South Dakota (11/16), becoming the first freshman to record a double-double in first collegiate game since Dontonio Wingfield (1994-95).

Prior to Cincinnati:

Played his final two years of high school at Withrow, posting a combined record of 40-10 after transferring from Hughes ... was coached at Withrow by Walt McBride and led the team to back-to-back district championships ... was a McDonald's All-America nominee ... four-year varsity starter ... earned fourth-team Parade Magazine All-America honors ... 2008 Associated Press Division I Player of the Year ... was the Southwest Ohio Player of the Year as a junior and senior ... averaged a double-double his last two years of high school posting 21.2 points and 10.5 rebounds per game as a senior and 19.0 points and 10.0 rebounds as a junior ... earned first-team all-Ohio accolades his final season after earning second-team status as a junior.

Career Statistics

| Season | GP-GS | MIN | FG | FGA | PCT. | 3P | 3PA | PCT. | FT | FTA | PCT | OFF | DEF | REB | AVG | PF-D | A | TO | BL | ST | PTS | AVG |
|--------------|--------------|-------------|------------|------------|-------------|----------|----------|-------------|-----------|------------|-------------|------------|------------|------------|------------|-------------|-----------|-----------|-----------|-----------|------------|-------------|
| 2008-09 | 32-18 | 745 | 145 | 303 | .479 | 1 | 5 | .200 | 48 | 82 | .585 | 90 | 105 | 195 | 6.1 | 75-0 | 14 | 41 | 32 | 15 | 339 | 10.6 |
| 2009-10 | 11-7 | 279 | 50 | 94 | .532 | 0 | 1 | .000 | 22 | 37 | .595 | 30 | 43 | 73 | 6.6 | 24-0 | 7 | 16 | 15 | 6 | 122 | 11.1 |
| TOTAL | 43-25 | 1064 | 195 | 397 | .491 | 1 | 6 | .167 | 70 | 119 | .588 | 120 | 148 | 268 | 6.2 | 99-0 | 21 | 57 | 47 | 21 | 461 | 10.7 |



SENIOR • FORWARD

STEVE TOYLOY

6-8 • 255

Hometown: West Palm Beach, Fla.

High School/Previous: Palm Beach Lakes

42

Highs

| Season | | Career |
|-----------------------------------|------------------------|--|
| 13, vs. Texas Southern, 12/1/09 | Points | 14 vs. UAPB, 12/22/08 |
| — | 3-Pointers Made | — |
| 9 vs. Prairie View A&M, 11/16/09 | Rebounds | 9, twice (last vs. PVAMU, 11/16/09) |
| 4 vs. Toledo, 11/18/09 | Assists | 4, three times (last vs. Toledo, 11/18/09) |
| — | Steals | 3 at DePaul, 1/17/09 |
| 2, vs. Lipscomb, 12/19/09 | Blocked Shots | 2, twice (last vs. Lipscomb, 12/19/09) |
| 29 vs. Prairie View A&M, 11/16/09 | Minutes | 29 vs. Prairie View A&M, 11/16/09 |

2009-10 Season:

Made only attempt from the field and pulled down six rebounds vs. Winthrop (12/22) ... tied a career high with two blocks against Lipscomb (12/19) ... scored eight points and grabbed four board against Miami (OH) (12/2) ... fell one point shy of career-high with 13 points against Texas Southern (12/1) ... posted a solid performance with four points and five rebounds against Toledo (11/18) ... tied a career-high with nine rebounds in a career-high 29 minutes against Prairie View A&M (11/16).

2008-09 Season:

Notched fourth double-figure scoring game of the season with 10 points at Syracuse (3/1) ... added six rebounds, one assist, one block and two steals vs. the Orange ... scored three points and grabbed a solid six boards vs. West Virginia (2/26) ... grabbed four boards and had a season-high two blocks vs. St. John's (2/11) ... scored five points and grabbed five rebounds vs. Notre Dame (2/4) ... had solid performance at St. John's (1/22) with four points, four rebounds, and four assists ... made his second start of the season at DePaul (1/17) scoring seven points, pulling down six rebounds, and making a career-high three steals ... collected five rebounds and scored four points in season-high 25 minutes vs. Rutgers (1/14) ... scored five points and added four rebounds at Marquette (1/4) ... went a perfect 4-of-4 from the floor en route to a career-high 14 points and grabbed a career-best nine rebounds vs. Arkansas-Pine Bluff (12/22) ... scored six points, grabbed four rebounds and dished out a season-high tying four assists in the Bearcats' 75-63 win over Mississippi State (12/18) ... pulled down five rebounds vs. Charleston Southern (12/15) in his first career start, playing seven minutes ... scored 11 points in 23 minutes vs. Xavier (12/13) after combining to score eight points in previous five games ... scored in double-figures for first time as a Bearcat with 11 points vs. Texas Southern (11/18) on 5-of-5 shooting from the field.

Prior to Cincinnati:

Spent the last two years at Miami-Dade where he played for head coach Matt Eisele ... averaged a double-double (12.0 points and 11.7 rebounds) in 2007-08, including 4.5 offensive rebounds per game ... earned 2006-07 Florida Community College Activities Association (FCCAA) all-Southern Conference honors for leading the NJCAA in rebounding (12.9 rpg) and adding 9.8 points a game as a freshman ... played his high school basketball at Palm Beach Lakes for Lorenzo Hands ... was a two-year varsity letterwinner at Lakes.

2009-10 Game-by-Game Statistics


| Opponent | Date | GS | Min | FG-FGA | Pct. | 3FG-FGA | Pct. | FT-FTA | Pct. | O-D-T | A | TO | BLK | Stl | Pts. |
|-----------------------|-------|----------|------------|--------------|-------------|------------|-------------|--------------|-------------|-----------------|----------|-----------|----------|----------|-----------|
| PRAIRIE VIEW | 11/16 | * | 29 | 1-3 | .333 | 0-0 | .000 | 0-0 | .000 | 3-6-9 | 4 | 4 | 0 | 0 | 2 |
| TOLEDO | 11/18 | * | 17 | 2-3 | .667 | 0-0 | .000 | 0-0 | .000 | 2-3-5 | 0 | 0 | 0 | 0 | 4 |
| vs. Vanderbilt | 11/23 | | 24 | 1-4 | .250 | 0-0 | .000 | 2-4 | .500 | 2-4-6 | 0 | 1 | 1 | 0 | 4 |
| vs. Maryland | 11/24 | | 11 | 1-5 | .200 | 0-0 | .000 | 0-0 | .000 | 3-1-4 | 0 | 0 | 0 | 0 | 2 |
| vs. Gonzaga | 11/25 | | 19 | 1-2 | .500 | 0-0 | .000 | 1-2 | .500 | 1-2-3 | 0 | 0 | 0 | 0 | 3 |
| TEXAS SOUTHERN | 12/1 | | 15 | 4-6 | .667 | 0-0 | .000 | 5-6 | .833 | 1-1-2 | 0 | 1 | 0 | 0 | 13 |
| MIAMI (OH) | 12/10 | * | 13 | 3-4 | .750 | 0-0 | .000 | 2-6 | .333 | 2-2-4 | 0 | 3 | 0 | 0 | 8 |
| at Xavier | 12/13 | * | 10 | 0-2 | .000 | 0-0 | .000 | 0-2 | .000 | 2-0-2 | 0 | 0 | 1 | 0 | 0 |
| at UAB | 12/16 | | 12 | 3-4 | .750 | 0-0 | .000 | 0-0 | .000 | 2-2-4 | 0 | 1 | 0 | 0 | 6 |
| LIPSCOMB | 12/19 | * | 27 | 1-4 | .250 | 0-0 | .000 | 0-0 | .000 | 0-5-5 | 1 | 1 | 2 | 0 | 2 |
| WINTHROP | 12/22 | * | 17 | 1-1 | 1.000 | 0-0 | .000 | 0-2 | .000 | 2-4-6 | 0 | 0 | 0 | 0 | 2 |
| CONNECTICUT | 12/30 | | - | - | - | - | - | - | - | - | - | - | - | - | - |
| at Rutgers | 1/2 | | - | - | - | - | - | - | - | - | - | - | - | - | - |
| PITTSBURGH | 1/4 | | - | - | - | - | - | - | - | - | - | - | - | - | - |
| CAL STATE BAKERSFIELD | 1/6 | | - | - | - | - | - | - | - | - | - | - | - | - | - |
| at Seton Hall | 1/9 | | - | - | - | - | - | - | - | - | - | - | - | - | - |
| at St. John's | 1/13 | | - | - | - | - | - | - | - | - | - | - | - | - | - |
| NOTRE DAME | 1/16 | | - | - | - | - | - | - | - | - | - | - | - | - | - |
| USF | 1/20 | | - | - | - | - | - | - | - | - | - | - | - | - | - |
| at Louisville | 1/24 | | - | - | - | - | - | - | - | - | - | - | - | - | - |
| PROVIDENCE | 1/30 | | - | - | - | - | - | - | - | - | - | - | - | - | - |
| at Notre Dame | 2/4 | | - | - | - | - | - | - | - | - | - | - | - | - | - |
| SYRACUSE | 2/7 | | - | - | - | - | - | - | - | - | - | - | - | - | - |
| at Connecticut | 2/13 | | - | - | - | - | - | - | - | - | - | - | - | - | - |
| at USF | 2/16 | | - | - | - | - | - | - | - | - | - | - | - | - | - |
| MARQUETTE | 2/21 | | - | - | - | - | - | - | - | - | - | - | - | - | - |
| DEPAUL | 2/24 | | - | - | - | - | - | - | - | - | - | - | - | - | - |
| at West Virginia | 2/27 | | - | - | - | - | - | - | - | - | - | - | - | - | - |
| VILLANOVA | 3/2 | | - | - | - | - | - | - | - | - | - | - | - | - | - |
| at Georgetown | 3/6 | | - | - | - | - | - | - | - | - | - | - | - | - | - |
| Totals | | 6 | 194 | 18-38 | .474 | 0-0 | .000 | 10-22 | .455 | 20-30-50 | 5 | 11 | 4 | 0 | 46 |

Personal:

Full name is Steve A. Toyloy ... born October 6, 1987 in Florida ... son of Chester and Karlene ... has a sister ... has a vertical jump over 30 inches ... majoring in criminal justice.

Career Statistics

| Season | GP-GS | MIN | FG | FGA | PCT. | 3P | 3PA | PCT. | FT | FTA | PCT | OFF | DEF | REB | AVG | PF-D | A | TO | BL | ST | PTS | AVG |
|--------------|--------------|------------|-----------|------------|-------------|----------|----------|-------------|-----------|-----------|-------------|-----------|------------|------------|------------|-------------|-----------|-----------|-----------|----------|------------|------------|
| 2008-09 | 32-13 | 512 | 46 | 78 | .590 | 0 | 0 | .000 | 33 | 62 | .532 | 39 | 81 | 120 | 3.8 | 68-0 | 23 | 36 | 8 | 6 | 125 | 3.9 |
| 2009-10 | 11-6 | 194 | 18 | 38 | .474 | 0 | 0 | .000 | 10 | 22 | .455 | 20 | 30 | 50 | 4.5 | 21-0 | 5 | 11 | 4 | 0 | 46 | 4.2 |
| TOTAL | 43-19 | 706 | 64 | 116 | .552 | 0 | 0 | .000 | 43 | 84 | .512 | 59 | 111 | 170 | 4.0 | 89-0 | 28 | 47 | 12 | 6 | 171 | 4.0 |



FRESHMAN • GUARD

JAQUON PARKER

6-3 • 210

Hometown: Suffolk, Va.

High School/Previous: King's Fork

44

Highs

| Season | | Career |
|---|-----------------|--------|
| 10, vs. Texas Southern, 12/1/09 | Points | Same |
| 2, vs. Lipscomb, 12/19/09 | 3-Pointers Made | Same |
| 7, vs. Texas Southern, 12/1/09 | Rebounds | Same |
| 3, vs. Texas Southern, 12/1/09 | Assists | Same |
| 1, three times (last vs. Texas Southern, 12/1/09) | Steals | Same |
| — | Blocked Shots | — |
| 23, vs. Texas Southern, 12/1/09 | Minutes | Same |

2009-10 Season:

Hit a season-high two three-pointers against Lipscomb (12/19) ... made first career start against Miami (OH) ... registered first career double-figure point performance with 10 points against Texas Southern (12/1) in a season-best 23 minutes ... scored first collegiate points against Toledo (11/18) with five in 13 minutes ... also added two assists and a steal against the Rockets.

Prior to Cincinnati:

Led King's Fork High School to a 31-3 record and a state championship during senior season ... coached by Joshua Worrell ... was the 2009 AAA State Boys' Basketball Player of the Year in Virginia ... received Regional and District Player of the Year accolades his senior season ... holds King's Fork High School record for points (581), rebounds (242), and free throws made (153) in a season.

Personal:

Full name is Jaquon L. Parker ... born March 29, 1990 in Suffolk, Virginia ... son of Gwinn Parker and Jociba Rodgers ... has three brothers and two sisters ... major is undecided.

2009-10 Game-by-Game Statistics

| Opponent | Date | GS | Min | FG-FGA | Pct. | 3FG-FGA | Pct. | FT-FTA | Pct. | O-D-T | A | TO | BLK | Stl | Pts. |
|-----------------------|-------|----------|-----------|--------------|-------------|-------------|-------------|-------------|--------------|----------------|----------|----------|----------|----------|-----------|
| PRAIRIE VIEW | 11/16 | 3 | 0-0 | .000 | 0-0 | .000 | 0-0 | .000 | 0-0-0 | 0 | 0 | 0 | 0 | 0 | 0 |
| TOLEDO | 11/18 | 13 | 2-3 | .667 | 1-2 | .500 | 0-0 | .000 | 0-5-5 | 2 | 0 | 0 | 1 | 5 | 5 |
| vs. Vanderbilt | 11/23 | 8 | 2-2 | 1.000 | 0-0 | .000 | 0-0 | .000 | 0-1-1 | 1 | 1 | 0 | 0 | 4 | 4 |
| vs. Maryland | 11/24 | 16 | 1-3 | .333 | 0-2 | .000 | 0-1 | .000 | 0-4-4 | 1 | 1 | 0 | 1 | 2 | 2 |
| vs. Gonzaga | 11/25 | 2 | 0-1 | .000 | 0-1 | .000 | 0-0 | .000 | 0-1-1 | 0 | 0 | 0 | 0 | 0 | 0 |
| TEXAS SOUTHERN | 12/1 | 23 | 2-6 | .333 | 0-3 | .000 | 6-9 | .667 | 0-7-7 | 3 | 0 | 0 | 1 | 10 | 10 |
| MIAMI (OH) | 12/10 | * | 6 | 0-1 | .000 | 0-1 | .000 | 0-0 | .000 | 0-2-2 | 0 | 1 | 0 | 1 | 0 |
| at Xavier | 12/13 | 3 | 0-0 | .000 | 0-0 | .000 | 0-0 | .000 | 0-0-0 | 0 | 0 | 0 | 0 | 0 | 0 |
| at UAB | 12/16 | | | | | | | | Did Not Play | | | | | | |
| LIPSCOMB | 12/19 | 16 | 2-5 | .400 | 2-5 | .400 | 0-0 | .000 | 0-3-3 | 2 | 2 | 0 | 0 | 6 | 6 |
| WINTHROP | 12/22 | 8 | 1-1 | 1.000 | 1-1 | 1.000 | 0-0 | .000 | 1-2-3 | 0 | 1 | 0 | 0 | 3 | 3 |
| CONNECTICUT | 12/30 | - | - | - | - | - | - | - | - | - | - | - | - | - | - |
| at Rutgers | 1/2 | - | - | - | - | - | - | - | - | - | - | - | - | - | - |
| PITTSBURGH | 1/4 | - | - | - | - | - | - | - | - | - | - | - | - | - | - |
| CAL STATE BAKERSFIELD | 1/6 | - | - | - | - | - | - | - | - | - | - | - | - | - | - |
| at Seton Hall | 1/9 | - | - | - | - | - | - | - | - | - | - | - | - | - | - |
| at St. John's | 1/13 | - | - | - | - | - | - | - | - | - | - | - | - | - | - |
| NOTRE DAME | 1/16 | - | - | - | - | - | - | - | - | - | - | - | - | - | - |
| USF | 1/20 | - | - | - | - | - | - | - | - | - | - | - | - | - | - |
| at Louisville | 1/24 | - | - | - | - | - | - | - | - | - | - | - | - | - | - |
| PROVIDENCE | 1/30 | - | - | - | - | - | - | - | - | - | - | - | - | - | - |
| at Notre Dame | 2/4 | - | - | - | - | - | - | - | - | - | - | - | - | - | - |
| SYRACUSE | 2/7 | - | - | - | - | - | - | - | - | - | - | - | - | - | - |
| at Connecticut | 2/13 | - | - | - | - | - | - | - | - | - | - | - | - | - | - |
| at USF | 2/16 | - | - | - | - | - | - | - | - | - | - | - | - | - | - |
| MARQUETTE | 2/21 | - | - | - | - | - | - | - | - | - | - | - | - | - | - |
| DEPAUL | 2/24 | - | - | - | - | - | - | - | - | - | - | - | - | - | - |
| at West Virginia | 2/27 | - | - | - | - | - | - | - | - | - | - | - | - | - | - |
| VILLANOVA | 3/2 | - | - | - | - | - | - | - | - | - | - | - | - | - | - |
| at Georgetown | 3/6 | - | - | - | - | - | - | - | - | - | - | - | - | - | - |
| Totals | | 1 | 98 | 10-22 | .455 | 4-15 | .267 | 6-10 | .600 | 1-25-26 | 9 | 6 | 0 | 4 | 30 |

Career Statistics

| Season | GP-GS | MIN | FG | FGA | PCT. | 3P | 3PA | PCT. | FT | FTA | PCT | OFF | DEF | REB | AVG | PF-D | A | TO | BL | ST | PTS | AVG |
|---------|-------|-----|----|-----|------|----|-----|------|----|-----|------|-----|-----|-----|-----|------|---|----|----|----|-----|-----|
| 2009-10 | 10-1 | 98 | 10 | 22 | .455 | 4 | 15 | .267 | 6 | 10 | .600 | 1 | 25 | 26 | 2.6 | 7-0 | 9 | 6 | 0 | 4 | 30 | 3.0 |

2009-10 Cincinnati Men's Basketball
Cincinnati Combined Team Statistics (as of Dec 23, 2009)
All games

| RECORD: | OVERALL | HOME | AWAY | NEUTRAL |
|----------------|----------------|-------------|-------------|----------------|
| ALL GAMES | 8-3 | 6-0 | 0-2 | 2-1 |
| CONFERENCE | 0-0 | 0-0 | 0-0 | 0-0 |
| NON-CONFERENCE | 8-3 | 6-0 | 0-2 | 2-1 |

| ## | Player | gp-gs | min | avg | Total | | 3-Point | | F-Throw | | Rebounds | | | | pf | dq | a | to | blk | stl | pts | avg |
|----------------|-------------------|-------|------|------|---------|-------|---------|------|---------|-------|----------|-----|-----|------|-----|----|-----|-----|-----|-----|-----|------|
| | | | | | fg-fga | fg% | 3fg-fga | 3fg% | ft-fa | ft% | off | def | tot | avg | | | | | | | | |
| 33 | STEPHENSON, Lance | 11-11 | 322 | 29.3 | 57-121 | .471 | 6-29 | .207 | 18-30 | .600 | 18 | 37 | 55 | 5.0 | 24 | 1 | 32 | 23 | 4 | 11 | 138 | 12.5 |
| 34 | GATES, Yancy | 11-7 | 279 | 25.4 | 50-94 | .532 | 0-1 | .000 | 22-37 | .595 | 30 | 43 | 73 | 6.6 | 24 | 0 | 7 | 16 | 15 | 6 | 122 | 11.1 |
| 05 | VAUGHN, Deonta | 11-10 | 316 | 28.7 | 35-98 | .357 | 19-65 | .292 | 19-24 | .792 | 4 | 44 | 48 | 4.4 | 28 | 0 | 44 | 27 | 0 | 17 | 108 | 9.8 |
| 03 | DIXON, Dion | 11-1 | 232 | 21.1 | 33-79 | .418 | 8-36 | .222 | 19-24 | .792 | 16 | 17 | 33 | 3.0 | 18 | 0 | 15 | 13 | 2 | 8 | 93 | 8.5 |
| 22 | BISHOP, Rashad | 11-7 | 269 | 24.5 | 36-67 | .537 | 9-24 | .375 | 7-12 | .583 | 20 | 41 | 61 | 5.5 | 19 | 0 | 20 | 13 | 9 | 8 | 88 | 8.0 |
| 32 | THOMAS, Ibrahima | 4-2 | 44 | 11.0 | 8-19 | .421 | 1-7 | .143 | 6-12 | .500 | 6 | 5 | 11 | 2.8 | 6 | 0 | 1 | 1 | 4 | 0 | 23 | 5.8 |
| 01 | WRIGHT, Cashmere | 11-8 | 230 | 20.9 | 19-67 | .284 | 7-26 | .269 | 12-24 | .500 | 8 | 14 | 22 | 2.0 | 16 | 0 | 25 | 17 | 0 | 9 | 57 | 5.2 |
| 11 | DAVIS, Larry | 10-2 | 154 | 15.4 | 17-48 | .354 | 8-26 | .308 | 3-3 | 1.000 | 8 | 12 | 20 | 2.0 | 10 | 0 | 5 | 10 | 0 | 6 | 45 | 4.5 |
| 42 | TOYLOY, Steve | 11-6 | 194 | 17.6 | 18-38 | .474 | 0-0 | .000 | 10-22 | .455 | 20 | 30 | 50 | 4.5 | 21 | 0 | 5 | 11 | 4 | 0 | 46 | 4.2 |
| 15 | WILKS, Darnell | 11-0 | 99 | 9.0 | 16-28 | .571 | 5-11 | .455 | 2-3 | .667 | 8 | 12 | 20 | 1.8 | 19 | 0 | 3 | 11 | 2 | 4 | 39 | 3.5 |
| 44 | PARKER, Jaquon | 10-1 | 98 | 9.8 | 10-22 | .455 | 4-15 | .267 | 6-10 | .600 | 1 | 25 | 26 | 2.6 | 7 | 0 | 9 | 6 | 0 | 4 | 30 | 3.0 |
| 02 | TYREE, Eddie | 2-0 | 4 | 2.0 | 1-1 | 1.000 | 0-0 | .000 | 0-0 | .000 | 0 | 0 | 0 | 0.0 | 1 | 0 | 0 | 0 | 0 | 0 | 2 | 1.0 |
| 30 | McCLAIN, Anthony | 5-0 | 26 | 5.2 | 1-4 | .250 | 0-0 | .000 | 0-2 | .000 | 2 | 6 | 8 | 1.6 | 4 | 0 | 0 | 2 | 4 | 0 | 2 | 0.4 |
| 10 | EPPESTEINER, Alex | 3-0 | 8 | 2.7 | 0-2 | .000 | 0-0 | .000 | 0-0 | .000 | 0 | 0 | 0 | 0.0 | 0 | 0 | 2 | 1 | 0 | 0 | 0 | 0.0 |
| Team | | | | | | | | | | | 20 | 24 | 44 | | | | 5 | | | | | |
| Total..... | | 11 | 2275 | | 301-688 | .438 | 67-240 | .279 | 124-203 | .611 | 161 | 310 | 471 | 42.8 | 197 | 1 | 168 | 156 | 44 | 73 | 793 | 72.1 |
| Opponents..... | | 11 | 2275 | | 236-631 | .374 | 68-224 | .304 | 138-207 | .667 | 120 | 253 | 373 | 33.9 | 187 | - | 118 | 154 | 42 | 76 | 678 | 61.6 |

| TEAM STATISTICS | UC | OPP |
|------------------------|-----------|------------|
| SCORING | 793 | 678 |
| Points per game | 72.1 | 61.6 |
| Scoring margin | +10.5 | - |
| FIELD GOALS-ATT | 301-688 | 236-631 |
| Field goal pct | .438 | .374 |
| 3 POINT FG-ATT | 67-240 | 68-224 |
| 3-point FG pct | .279 | .304 |
| 3-pt FG made per game | 6.1 | 6.2 |
| FREE THROWS-ATT | 124-203 | 138-207 |
| Free throw pct | .611 | .667 |
| F-Throws made per game | 11.3 | 12.5 |
| REBOUNDS | 471 | 373 |
| Rebounds per game | 42.8 | 33.9 |
| Rebounding margin | +8.9 | - |
| ASSISTS | 168 | 118 |
| Assists per game | 15.3 | 10.7 |
| TURNOVERS | 156 | 154 |
| Turnovers per game | 14.2 | 14.0 |
| Turnover margin | -0.2 | - |
| Assist/turnover ratio | 1.1 | 0.8 |
| STEALS | 73 | 76 |
| Steals per game | 6.6 | 6.9 |
| BLOCKS | 44 | 42 |
| Blocks per game | 4.0 | 3.8 |
| ATTENDANCE | 40831 | 24389 |
| Home games-Avg/Game | 6-6805 | 2-8594 |
| Neutral site-Avg/Game | - | 3-2400 |

| Date | Opponent | | Score | Att. |
|-------------|---------------------|-----|--------------|-------------|
| 11/16/09 | PRAIRIE VIEW A&M | W | 69-62 | 6777 |
| 11/18/09 | TOLEDO | W | 92-68 | 7010 |
| # 11/23/09 | vs VANDERBILT | W | 67-58 | 2400 |
| # 11/24/09 | vs MARYLAND | W | 69-57 | 2400 |
| # 11/25/09 | vs GONZAGA | Lot | 59-61 | 2400 |
| 12/01/09 | TEXAS SOUTHERN | W | 94-57 | 6825 |
| ^ 12/10/09 | MIAMI UNIVERSITY | W | 63-59 | 6280 |
| 12/13/09 | at Xavier | Lo2 | 79-83 | 10250 |
| 12/16/09 | at UAB | L | 47-64 | 6939 |
| 12/19/09 | LIPSCOMB UNIVERSITY | W | 80-52 | 6647 |
| 12/22/09 | WINTHROP UNIVERSITY | W | 74-57 | 7292 |

* = BIG EAST Conference game

= Maui Invitational (Lahaina, HI)

^ = U.S. Bank Arena (Cincinnati, OH)

| Score by Periods | 1st | 2nd | OT | OT2 | Totals |
|-------------------------|------------|------------|-----------|------------|---------------|
| Cincinnati | 356 | 415 | 17 | 5 | 793 |
| Opponents | 289 | 361 | 19 | 9 | 678 |

2009-10 Cincinnati Men's Basketball
Cincinnati Season/Career Statistics (as of Dec 23, 2009)
All games

SEASON STATISTICS

CAREER STATISTICS

| SUMMARY | gp-gs | min/g | fg% | 3fg% | ft% | r/g | a/g | stl | blk | pts/g | gp-gs | min/g | fg% | 3fg% | ft% | r/g | a/g | stl | blk | pts/g |
|--------------------|-------|-------|-------|------|-------|-----|-----|-----|-----|-------|---------|-------|-------|------|------|-----|-----|-----|-----|-------|
| STEPHENSON, Lance | 11-11 | 29.3 | .471 | .207 | .600 | 5.0 | 2.9 | 11 | 4 | 12.5 | 11-11 | 29.3 | .471 | .207 | .600 | 5.0 | 2.9 | 11 | 4 | 12.5 |
| GATES, Yancy | 11-7 | 25.4 | .532 | .000 | .595 | 6.6 | 0.6 | 6 | 15 | 11.1 | 43-25 | 23.8 | .491 | .167 | .588 | 6.2 | 0.5 | 21 | 47 | 10.7 |
| VAUGHN, Deonta | 11-10 | 28.7 | .357 | .292 | .792 | 4.4 | 4.0 | 17 | 0 | 9.8 | 105-100 | 33.5 | .396 | .340 | .787 | 3.5 | 4.1 | 146 | 3 | 15.1 |
| DIXON, Dion | 11-1 | 21.1 | .418 | .222 | .792 | 3.0 | 1.4 | 8 | 2 | 8.5 | 43-6 | 21.7 | .381 | .286 | .699 | 3.1 | 1.4 | 24 | 7 | 7.6 |
| BISHOP, Rashad | 11-7 | 24.5 | .537 | .375 | .583 | 5.5 | 1.8 | 8 | 9 | 8.0 | 75-57 | 24.7 | .428 | .295 | .622 | 4.0 | 1.9 | 66 | 28 | 5.8 |
| THOMAS, Ibrahima | 4-2 | 11.0 | .421 | .143 | .500 | 2.8 | 0.3 | 0 | 4 | 5.8 | 4-2 | 11.0 | .421 | .143 | .500 | 2.8 | 0.3 | 0 | 4 | 5.8 |
| WRIGHT, Cashmere | 11-8 | 20.9 | .284 | .269 | .500 | 2.0 | 2.3 | 9 | 0 | 5.2 | 11-8 | 20.9 | .284 | .269 | .500 | 2.0 | 2.3 | 9 | 0 | 5.2 |
| DAVIS, Larry | 10-2 | 15.4 | .354 | .308 | 1.000 | 2.0 | 0.5 | 6 | 0 | 4.5 | 74-30 | 16.4 | .381 | .330 | .674 | 1.4 | 1.0 | 33 | 6 | 5.4 |
| TOYLOY, Steve | 11-6 | 17.6 | .474 | .000 | .455 | 4.5 | 0.5 | 0 | 4 | 4.2 | 43-19 | 16.4 | .552 | .000 | .512 | 4.0 | 0.7 | 6 | 12 | 4.0 |
| WILKS, Darnell | 11-0 | 9.0 | .571 | .455 | .667 | 1.8 | 0.3 | 4 | 2 | 3.5 | 58-2 | 7.4 | .495 | .395 | .391 | 1.2 | 0.4 | 21 | 12 | 2.0 |
| PARKER, Jaquon | 10-1 | 9.8 | .455 | .267 | .600 | 2.6 | 0.9 | 4 | 0 | 3.0 | 10-1 | 9.8 | .455 | .267 | .600 | 2.6 | 0.9 | 4 | 0 | 3.0 |
| TYREE, Eddie | 2-0 | 2.0 | 1.000 | .000 | .000 | 0.0 | 0.0 | 0 | 0 | 1.0 | 2-0 | 2.0 | 1.000 | .000 | .000 | 0.0 | 0.0 | 0 | 0 | 1.0 |
| McCLAIN, Anthony | 5-0 | 5.2 | .250 | .000 | .000 | 1.6 | 0.0 | 0 | 4 | 0.4 | 60-2 | 8.0 | .483 | .000 | .483 | 2.4 | 0.2 | 4 | 50 | 2.4 |
| EPPENSTEINER, Alex | 3-0 | 2.7 | .000 | .000 | .000 | 0.0 | 0.7 | 0 | 0 | 0.0 | 3-0 | 2.7 | .000 | .000 | .000 | 0.0 | 0.7 | 0 | 0 | 0.0 |

| SCORING | fg-fga | fg% | 3fg-fga | 3fg% | ft-fta | ft% | pts | pts/g | fg-fga | fg% | 3fg-fga | 3fg% | ft-fta | ft% | pts | pts/g |
|--------------------|--------|-------|---------|------|--------|-------|-----|-------|----------|-------|---------|------|---------|------|------|-------|
| STEPHENSON, Lance | 57-121 | .471 | 6-29 | .207 | 18-30 | .600 | 138 | 12.5 | 57-121 | .471 | 6-29 | .207 | 18-30 | .600 | 138 | 12.5 |
| GATES, Yancy | 50-94 | .532 | 0-1 | .000 | 22-37 | .595 | 122 | 11.1 | 195-397 | .491 | 1-6 | .167 | 70-119 | .588 | 461 | 10.7 |
| VAUGHN, Deonta | 35-98 | .357 | 19-65 | .292 | 19-24 | .792 | 108 | 9.8 | 520-1312 | .396 | 260-765 | .340 | 284-361 | .787 | 1584 | 15.1 |
| DIXON, Dion | 33-79 | .418 | 8-36 | .222 | 19-24 | .792 | 93 | 8.5 | 109-286 | .381 | 44-154 | .286 | 65-93 | .699 | 327 | 7.6 |
| BISHOP, Rashad | 36-67 | .537 | 9-24 | .375 | 7-12 | .583 | 88 | 8.0 | 167-390 | .428 | 43-146 | .295 | 56-90 | .622 | 433 | 5.8 |
| THOMAS, Ibrahima | 8-19 | .421 | 1-7 | .143 | 6-12 | .500 | 23 | 5.8 | 8-19 | .421 | 1-7 | .143 | 6-12 | .500 | 23 | 5.8 |
| WRIGHT, Cashmere | 19-67 | .284 | 7-26 | .269 | 12-24 | .500 | 57 | 5.2 | 19-67 | .284 | 7-26 | .269 | 12-24 | .500 | 57 | 5.2 |
| DAVIS, Larry | 17-48 | .354 | 8-26 | .308 | 3-3 | 1.000 | 45 | 4.5 | 149-391 | .381 | 72-218 | .330 | 29-43 | .674 | 399 | 5.4 |
| TOYLOY, Steve | 18-38 | .474 | 0-0 | .000 | 10-22 | .455 | 46 | 4.2 | 64-116 | .552 | 0-0 | .000 | 43-84 | .512 | 171 | 4.0 |
| WILKS, Darnell | 16-28 | .571 | 5-11 | .455 | 2-3 | .667 | 39 | 3.5 | 47-95 | .495 | 15-38 | .395 | 9-23 | .391 | 118 | 2.0 |
| PARKER, Jaquon | 10-22 | .455 | 4-15 | .267 | 6-10 | .600 | 30 | 3.0 | 10-22 | .455 | 4-15 | .267 | 6-10 | .600 | 30 | 3.0 |
| TYREE, Eddie | 1-1 | 1.000 | 0-0 | .000 | 0-0 | .000 | 2 | 1.0 | 1-1 | 1.000 | 0-0 | .000 | 0-0 | .000 | 2 | 1.0 |
| McCLAIN, Anthony | 1-4 | .250 | 0-0 | .000 | 0-2 | .000 | 2 | 0.4 | 57-118 | .483 | 0-0 | .000 | 29-60 | .483 | 143 | 2.4 |
| EPPENSTEINER, Alex | 0-2 | .000 | 0-0 | .000 | 0-0 | .000 | 0 | 0.0 | 0-2 | .000 | 0-0 | .000 | 0-0 | .000 | 0 | 0.0 |

| TOTALS | o-reb | d-reb | t-reb | pf | fo | ast | to | a/to | o-reb | d-reb | t-reb | pf | fo | ast | to | a/to |
|--------------------|-------|-------|-------|----|----|-----|----|------|-------|-------|-------|-----|----|-----|-----|------|
| STEPHENSON, Lance | 18 | 37 | 55 | 24 | 1 | 32 | 23 | 1.4 | 18 | 37 | 55 | 24 | 1 | 32 | 23 | 1.4 |
| GATES, Yancy | 30 | 43 | 73 | 24 | 0 | 7 | 16 | 0.4 | 120 | 148 | 268 | 99 | 0 | 21 | 57 | 0.4 |
| VAUGHN, Deonta | 4 | 44 | 48 | 28 | 0 | 44 | 27 | 1.6 | 66 | 306 | 372 | 281 | 2 | 432 | 308 | 1.4 |
| DIXON, Dion | 16 | 17 | 33 | 18 | 0 | 15 | 13 | 1.2 | 56 | 76 | 132 | 70 | 1 | 59 | 49 | 1.2 |
| BISHOP, Rashad | 20 | 41 | 61 | 19 | 0 | 20 | 13 | 1.5 | 92 | 205 | 297 | 136 | 5 | 144 | 102 | 1.4 |
| THOMAS, Ibrahima | 6 | 5 | 11 | 6 | 0 | 1 | 1 | 1.0 | 6 | 5 | 11 | 6 | 0 | 1 | 1 | 1.0 |
| WRIGHT, Cashmere | 8 | 14 | 22 | 16 | 0 | 25 | 17 | 1.5 | 8 | 14 | 22 | 16 | 0 | 25 | 17 | 1.5 |
| DAVIS, Larry | 8 | 12 | 20 | 10 | 0 | 5 | 10 | 0.5 | 39 | 62 | 101 | 114 | 2 | 71 | 69 | 1.0 |
| TOYLOY, Steve | 20 | 30 | 50 | 21 | 0 | 5 | 11 | 0.5 | 59 | 111 | 170 | 89 | 0 | 28 | 47 | 0.6 |
| WILKS, Darnell | 8 | 12 | 20 | 19 | 0 | 3 | 11 | 0.3 | 23 | 47 | 70 | 80 | 1 | 25 | 42 | 0.6 |
| PARKER, Jaquon | 1 | 25 | 26 | 7 | 0 | 9 | 6 | 1.5 | 1 | 25 | 26 | 7 | 0 | 9 | 6 | 1.5 |
| TYREE, Eddie | 0 | 0 | 0 | 1 | 0 | 0 | 0 | 0.0 | 0 | 0 | 0 | 1 | 0 | 0 | 0 | 0.0 |
| McCLAIN, Anthony | 2 | 6 | 8 | 4 | 0 | 0 | 2 | 0.0 | 63 | 80 | 143 | 68 | 2 | 9 | 30 | 0.3 |
| EPPENSTEINER, Alex | 0 | 0 | 0 | 0 | 0 | 2 | 1 | 2.0 | 0 | 0 | 0 | 0 | 0 | 2 | 1 | 2.0 |

2009-10 Cincinnati Men's Basketball
Cincinnati Category Leaders (as of Dec 23, 2009)
All games

| Points | G | Pts | Pts/G |
|-------------------|----------|------------|--------------|
| STEPHENSON, Lance | 11 | 138 | 12.5 |
| GATES, Yancy | 11 | 122 | 11.1 |
| VAUGHN, Deonta | 11 | 108 | 9.8 |
| DIXON, Dion | 11 | 93 | 8.5 |
| BISHOP, Rashad | 11 | 88 | 8.0 |
| WRIGHT, Cashmere | 11 | 57 | 5.2 |
| TOYLOY, Steve | 11 | 46 | 4.2 |
| DAVIS, Larry | 10 | 45 | 4.5 |
| WILKS, Darnell | 11 | 39 | 3.5 |
| PARKER, Jaquon | 10 | 30 | 3.0 |
| THOMAS, Ibrahima | 4 | 23 | 5.8 |
| McCLAIN, Anthony | 5 | 2 | 0.4 |
| TYREE, Eddie | 2 | 2 | 1.0 |

| Scoring Average | G | Pts | Avg/G |
|------------------------|----------|------------|--------------|
| STEPHENSON, Lance | 11 | 138 | 12.5 |
| GATES, Yancy | 11 | 122 | 11.1 |
| VAUGHN, Deonta | 11 | 108 | 9.8 |
| DIXON, Dion | 11 | 93 | 8.5 |
| BISHOP, Rashad | 11 | 88 | 8.0 |
| THOMAS, Ibrahima | 4 | 23 | 5.8 |
| WRIGHT, Cashmere | 11 | 57 | 5.2 |
| DAVIS, Larry | 10 | 45 | 4.5 |
| TOYLOY, Steve | 11 | 46 | 4.2 |
| WILKS, Darnell | 11 | 39 | 3.5 |
| PARKER, Jaquon | 10 | 30 | 3.0 |
| TYREE, Eddie | 2 | 2 | 1.0 |

| FG Percentage | FG | Att | Pct |
|----------------------|-----------|------------|------------|
| TYREE, Eddie | 1 | 1 | 1.000 |
| WILKS, Darnell | 16 | 28 | .571 |
| BISHOP, Rashad | 36 | 67 | .537 |
| GATES, Yancy | 50 | 94 | .532 |
| TOYLOY, Steve | 18 | 38 | .474 |
| STEPHENSON, Lance | 57 | 121 | .471 |
| PARKER, Jaquon | 10 | 22 | .455 |
| THOMAS, Ibrahima | 8 | 19 | .421 |
| DIXON, Dion | 33 | 79 | .418 |
| VAUGHN, Deonta | 35 | 98 | .357 |
| DAVIS, Larry | 17 | 48 | .354 |
| WRIGHT, Cashmere | 19 | 67 | .284 |

| Field Goal Attempts | G | Att | Att/G |
|----------------------------|----------|------------|--------------|
| STEPHENSON, Lance | 11 | 121 | 11.0 |
| VAUGHN, Deonta | 11 | 98 | 8.9 |
| GATES, Yancy | 11 | 94 | 8.5 |
| DIXON, Dion | 11 | 79 | 7.2 |
| BISHOP, Rashad | 11 | 67 | 6.1 |
| WRIGHT, Cashmere | 11 | 67 | 6.1 |

| Field Goals Made | G | Made | Made/G |
|-------------------------|----------|-------------|---------------|
| STEPHENSON, Lance | 11 | 57 | 5.2 |
| GATES, Yancy | 11 | 50 | 4.5 |
| BISHOP, Rashad | 11 | 36 | 3.3 |
| VAUGHN, Deonta | 11 | 35 | 3.2 |
| DIXON, Dion | 11 | 33 | 3.0 |

| 3-Point Percentage | 3FG | Att | Pct |
|---------------------------|------------|------------|------------|
| WILKS, Darnell | 5 | 11 | .455 |
| BISHOP, Rashad | 9 | 24 | .375 |
| DAVIS, Larry | 8 | 26 | .308 |
| VAUGHN, Deonta | 19 | 65 | .292 |
| WRIGHT, Cashmere | 7 | 26 | .269 |
| PARKER, Jaquon | 4 | 15 | .267 |
| DIXON, Dion | 8 | 36 | .222 |
| STEPHENSON, Lance | 6 | 29 | .207 |
| THOMAS, Ibrahima | 1 | 7 | .143 |
| GATES, Yancy | 0 | 1 | .000 |

| 3-Point FG Attempts | G | Att | Att/G |
|----------------------------|----------|------------|--------------|
| VAUGHN, Deonta | 11 | 65 | 5.9 |
| DIXON, Dion | 11 | 36 | 3.3 |
| STEPHENSON, Lance | 11 | 29 | 2.6 |
| WRIGHT, Cashmere | 11 | 26 | 2.4 |
| DAVIS, Larry | 10 | 26 | 2.6 |

| 3-Point FG Made | G | Made | Made/G |
|------------------------|----------|-------------|---------------|
| VAUGHN, Deonta | 11 | 19 | 1.7 |
| BISHOP, Rashad | 11 | 9 | 0.8 |
| DAVIS, Larry | 10 | 8 | 0.8 |
| DIXON, Dion | 11 | 8 | 0.7 |
| WRIGHT, Cashmere | 11 | 7 | 0.6 |

| Free Throw Percent | FG | Att | Pct |
|---------------------------|-----------|------------|------------|
| DAVIS, Larry | 3 | 3 | 1.000 |
| DIXON, Dion | 19 | 24 | .792 |
| VAUGHN, Deonta | 19 | 24 | .792 |
| WILKS, Darnell | 2 | 3 | .667 |
| STEPHENSON, Lance | 18 | 30 | .600 |
| PARKER, Jaquon | 6 | 10 | .600 |
| GATES, Yancy | 22 | 37 | .595 |
| BISHOP, Rashad | 7 | 12 | .583 |
| THOMAS, Ibrahima | 6 | 12 | .500 |
| WRIGHT, Cashmere | 12 | 24 | .500 |
| TOYLOY, Steve | 10 | 22 | .455 |
| McCLAIN, Anthony | 0 | 2 | .000 |

| Free Throw Attempts | G | Att | Att/G |
|----------------------------|----------|------------|--------------|
| GATES, Yancy | 11 | 37 | 3.4 |
| STEPHENSON, Lance | 11 | 30 | 2.7 |
| DIXON, Dion | 11 | 24 | 2.2 |
| WRIGHT, Cashmere | 11 | 24 | 2.2 |
| VAUGHN, Deonta | 11 | 24 | 2.2 |

| Free Throws Made | G | Made | Made/G |
|-------------------------|----------|-------------|---------------|
| GATES, Yancy | 11 | 22 | 2.0 |
| DIXON, Dion | 11 | 19 | 1.7 |
| VAUGHN, Deonta | 11 | 19 | 1.7 |
| STEPHENSON, Lance | 11 | 18 | 1.6 |
| WRIGHT, Cashmere | 11 | 12 | 1.1 |

2009-10 Cincinnati Men's Basketball
Cincinnati Category Leaders (as of Dec 23, 2009)
All games

| Rebounds | G | Reb | Reb/G |
|-------------------|----------|------------|--------------|
| GATES, Yancy | 11 | 73 | 6.6 |
| BISHOP, Rashad | 11 | 61 | 5.5 |
| STEPHENSON, Lance | 11 | 55 | 5.0 |
| TOYLOY, Steve | 11 | 50 | 4.5 |
| VAUGHN, Deonta | 11 | 48 | 4.4 |

| Rebound Average | G | Reb | Avg/G |
|------------------------|----------|------------|--------------|
| GATES, Yancy | 11 | 73 | 6.6 |
| BISHOP, Rashad | 11 | 61 | 5.5 |
| STEPHENSON, Lance | 11 | 55 | 5.0 |
| TOYLOY, Steve | 11 | 50 | 4.5 |
| VAUGHN, Deonta | 11 | 48 | 4.4 |

| Offensive Rebounds | G | No. | Avg/G |
|---------------------------|----------|------------|--------------|
| GATES, Yancy | 11 | 30 | 2.7 |
| TOYLOY, Steve | 11 | 20 | 1.8 |
| BISHOP, Rashad | 11 | 20 | 1.8 |
| STEPHENSON, Lance | 11 | 18 | 1.6 |
| DIXON, Dion | 11 | 16 | 1.5 |

| Defensive Rebounds | G | No. | Avg/G |
|---------------------------|----------|------------|--------------|
| VAUGHN, Deonta | 11 | 44 | 4.0 |
| GATES, Yancy | 11 | 43 | 3.9 |
| BISHOP, Rashad | 11 | 41 | 3.7 |
| STEPHENSON, Lance | 11 | 37 | 3.4 |
| TOYLOY, Steve | 11 | 30 | 2.7 |

| Fouls | G | No. | Per/G |
|-------------------|----------|------------|--------------|
| VAUGHN, Deonta | 11 | 28 | 2.5 |
| STEPHENSON, Lance | 11 | 24 | 2.2 |
| GATES, Yancy | 11 | 24 | 2.2 |
| TOYLOY, Steve | 11 | 21 | 1.9 |
| BISHOP, Rashad | 11 | 19 | 1.7 |
| WILKS, Darnell | 11 | 19 | 1.7 |

| Foulouts | G | No. |
|-------------------|----------|------------|
| STEPHENSON, Lance | 11 | 1 |

| Assists | G | No. | Ast/G |
|-------------------|----------|------------|--------------|
| VAUGHN, Deonta | 11 | 44 | 4.0 |
| STEPHENSON, Lance | 11 | 32 | 2.9 |
| WRIGHT, Cashmere | 11 | 25 | 2.3 |
| BISHOP, Rashad | 11 | 20 | 1.8 |
| DIXON, Dion | 11 | 15 | 1.4 |

| Steals | G | No. | Stl/G |
|-------------------|----------|------------|--------------|
| VAUGHN, Deonta | 11 | 17 | 1.5 |
| STEPHENSON, Lance | 11 | 11 | 1.0 |
| WRIGHT, Cashmere | 11 | 9 | 0.8 |
| DIXON, Dion | 11 | 8 | 0.7 |
| BISHOP, Rashad | 11 | 8 | 0.7 |

| Blocked Shots | G | No. | Blk/G |
|----------------------|----------|------------|--------------|
| GATES, Yancy | 11 | 15 | 1.4 |
| BISHOP, Rashad | 11 | 9 | 0.8 |
| THOMAS, Ibrahima | 4 | 4 | 1.0 |
| TOYLOY, Steve | 11 | 4 | 0.4 |
| STEPHENSON, Lance | 11 | 4 | 0.4 |
| McCLAIN, Anthony | 5 | 4 | 0.8 |

| Minutes | G | No. | Min/G |
|-------------------|----------|------------|--------------|
| STEPHENSON, Lance | 11 | 322 | 29.3 |
| VAUGHN, Deonta | 11 | 316 | 28.7 |
| GATES, Yancy | 11 | 279 | 25.4 |
| BISHOP, Rashad | 11 | 269 | 24.5 |
| DIXON, Dion | 11 | 232 | 21.1 |

| Turnovers | G | No. | TO/G |
|-------------------|----------|------------|-------------|
| VAUGHN, Deonta | 11 | 27 | 2.5 |
| STEPHENSON, Lance | 11 | 23 | 2.1 |
| WRIGHT, Cashmere | 11 | 17 | 1.5 |
| GATES, Yancy | 11 | 16 | 1.5 |
| BISHOP, Rashad | 11 | 13 | 1.2 |
| DIXON, Dion | 11 | 13 | 1.2 |

2009-10 Cincinnati Men's Basketball
Cincinnati Points-Rebounds-Assists (as of Dec 23, 2009)
All games

| Opponent | Date | Score | | 01 | 02 | 03 | 05 | 10 | 11 | 15 |
|---------------------|----------|-------|---|------------|------------|------------|------------|------------|------------|------------|
| | | | | WRIGHT,CAS | TYREE,EDDI | DIXON,DION | VAUGHN,DEO | EPPENSTEIN | DAVIS,LARR | WILKS,DARN |
| PRAIRIE VIEW A&M | 11/16/09 | 69-62 | W | 12-5-1 | DNP | 5-3-1 | 15-5-3 | DNP | 13-0-1 | 2-5-2 |
| TOLEDO | 11/18/09 | 92-68 | W | 7-0-3 | 2-0-0 | 2-0-0 | 13-4-9 | 0-0-0 | 6-5-2 | 3-0-0 |
| vs VANDERBILT | 11/23/09 | 67-58 | W | 4-1-3 | DNP | 12-10-1 | 8-2-2 | DNP | 0-3-0 | 2-1-0 |
| vs MARYLAND | 11/24/09 | 69-57 | W | 6-0-0 | DNP | 8-5-1 | 16-3-5 | DNP | 0-0-0 | 2-1-0 |
| vs GONZAGA | 11/25/09 | 59-61 | L | 6-3-1 | DNP | 5-1-2 | 8-7-6 | DNP | 5-1-0 | 3-0-0 |
| TEXAS SOUTHERN | 12/01/09 | 94-57 | W | 1-1-3 | 0-0-0 | 13-3-3 | 12-1-4 | 0-0-2 | DNP | 12-6-1 |
| MIAMI UNIVERSITY | 12/10/09 | 63-59 | W | 12-1-1 | DNP | 8-4-2 | 0-4-1 | DNP | 5-3-0 | 0-2-0 |
| at Xavier | 12/13/09 | 79-83 | L | 4-3-4 | DNP | 3-1-1 | 13-9-2 | DNP | 4-5-1 | 8-5-0 |
| at UAB | 12/16/09 | 47-64 | L | 0-3-2 | DNP | 13-3-0 | 7-4-2 | DNP | 2-0-0 | 2-0-0 |
| LIPSCOMB UNIVERSITY | 12/19/09 | 80-52 | W | 0-2-4 | DNP | 15-2-1 | 5-5-7 | 0-0-0 | 10-2-0 | 0-0-0 |
| WINTHROP UNIVERSITY | 12/22/09 | 74-57 | W | 5-3-3 | DNP | 9-1-3 | 11-4-3 | DNP | 0-1-1 | 5-0-0 |

| Opponent | Date | Score | | 22 | 30 | 32 | 33 | 34 | 42 | 44 |
|---------------------|----------|-------|---|------------|------------|------------|------------|------------|------------|------------|
| | | | | BISHOP,RAS | MCCLAIN,AN | THOMAS,IBR | STEPHENSON | GATES,YANC | TOYLOY,STE | PARKER,JAQ |
| PRAIRIE VIEW A&M | 11/16/09 | 69-62 | W | 8-3-2 | DNP | DNP | 7-4-2 | 5-10-1 | 2-9-4 | 0-0-0 |
| TOLEDO | 11/18/09 | 92-68 | W | 20-8-5 | 0-1-0 | DNP | 16-3-2 | 14-3-4 | 4-5-0 | 5-5-2 |
| vs VANDERBILT | 11/23/09 | 67-58 | W | 9-6-3 | DNP | DNP | 8-5-0 | 16-10-1 | 4-6-0 | 4-1-1 |
| vs MARYLAND | 11/24/09 | 69-57 | W | 5-7-1 | DNP | DNP | 11-8-4 | 17-13-0 | 2-4-0 | 2-4-1 |
| vs GONZAGA | 11/25/09 | 59-61 | L | 3-6-1 | DNP | DNP | 15-2-1 | 11-7-0 | 3-3-0 | 0-1-0 |
| TEXAS SOUTHERN | 12/01/09 | 94-57 | W | 14-6-1 | 2-2-0 | DNP | 7-11-7 | 10-7-0 | 13-2-0 | 10-7-3 |
| MIAMI UNIVERSITY | 12/10/09 | 63-59 | W | 5-1-1 | 0-1-0 | DNP | 17-8-3 | 8-4-0 | 8-4-0 | 0-2-0 |
| at Xavier | 12/13/09 | 79-83 | L | 5-3-2 | 0-1-0 | 2-2-0 | 22-6-1 | 18-6-0 | 0-2-0 | 0-0-0 |
| at UAB | 12/16/09 | 47-64 | L | 2-8-2 | DNP | 0-0-0 | 8-1-2 | 7-6-0 | 6-4-0 | DNP |
| LIPSCOMB UNIVERSITY | 12/19/09 | 80-52 | W | 13-5-1 | 0-3-0 | 10-6-0 | 19-3-5 | 0-0-0 | 2-5-1 | 6-3-2 |
| WINTHROP UNIVERSITY | 12/22/09 | 74-57 | W | 4-8-1 | DNP | 11-3-1 | 8-4-5 | 16-7-1 | 2-6-0 | 3-3-0 |

2009-10 Cincinnati Men's Basketball
Cincinnati Team High/Low Analysis (as of Dec 23, 2009)
All games

Cincinnati - TEAM GAME HIGHS

| | | |
|-----------------------|--------------|--------------------------------|
| POINTS | 94 | TEXAS SOUTHERN (12/01/09) |
| | 92 | TOLEDO (11/18/09) |
| | 80 | LIPSCOMB UNIVERSITY (12/19/09) |
| | 79 | at Xavier (12/13/09) |
| | 74 | WINTHROP UNIVERSITY (12/22/09) |
| FIELD GOALS MADE | 37 | TOLEDO (11/18/09) |
| | 35 | TEXAS SOUTHERN (12/01/09) |
| FIELD GOAL ATTEMPTS | 85 | at Xavier (12/13/09) |
| | 71 | TOLEDO (11/18/09) |
| FIELD GOAL PERCENTAGE | .574 (35-61) | TEXAS SOUTHERN (12/01/09) |
| | .544 (31-57) | LIPSCOMB UNIVERSITY (12/19/09) |
| 3 PT FIELD GOALS MADE | 10 | LIPSCOMB UNIVERSITY (12/19/09) |
| | 9 | TEXAS SOUTHERN (12/01/09) |
| | 9 | TOLEDO (11/18/09) |
| 3 PT FG ATTEMPTS | 31 | vs GONZAGA (11/25/09) |
| | 30 | PRAIRIE VIEW A&M (11/16/09) |
| 3 PT FG PERCENTAGE | .474 (9-19) | TEXAS SOUTHERN (12/01/09) |
| | .385 (10-26) | LIPSCOMB UNIVERSITY (12/19/09) |
| FREE THROWS MADE | 21 | MIAMI UNIVERSITY (12/10/09) |
| | 16 | WINTHROP UNIVERSITY (12/22/09) |
| FREE THROW ATTEMPTS | 32 | MIAMI UNIVERSITY (12/10/09) |
| | 27 | WINTHROP UNIVERSITY (12/22/09) |
| FREE THROW PERCENTAGE | .769 (10-13) | vs VANDERBILT (11/23/09) |
| | .750 (9-12) | TOLEDO (11/18/09) |
| | .750 (6-8) | at UAB (12/16/09) |
| REBOUNDS | 53 | vs VANDERBILT (11/23/09) |
| | 52 | at Xavier (12/13/09) |
| ASSISTS | 27 | TOLEDO (11/18/09) |
| | 24 | TEXAS SOUTHERN (12/01/09) |
| STEALS | 9 | WINTHROP UNIVERSITY (12/22/09) |
| | 9 | at UAB (12/16/09) |
| | 9 | vs VANDERBILT (11/23/09) |
| | 9 | TOLEDO (11/18/09) |
| BLOCKED SHOTS | 8 | LIPSCOMB UNIVERSITY (12/19/09) |
| | 6 | at Xavier (12/13/09) |
| TURNOVERS | 18 | WINTHROP UNIVERSITY (12/22/09) |
| | 18 | vs VANDERBILT (11/23/09) |
| FOULS | 28 | at Xavier (12/13/09) |
| | 24 | vs MARYLAND (11/24/09) |

2009-10 Cincinnati Men's Basketball
Cincinnati High/Low Analysis (as of Dec 23, 2009)
All games

Opponent - GAME HIGHS

| | | | |
|-----------------------|-------|---------|--------------------------------|
| POINTS | 83 | | at Xavier (12/13/09) |
| | 68 | | TOLEDO (11/18/09) |
| | 64 | | at UAB (12/16/09) |
| | 62 | | PRAIRIE VIEW A&M (11/16/09) |
| | 61 | | vs GONZAGA (11/25/09) |
| FIELD GOALS MADE | 26 | | TOLEDO (11/18/09) |
| | 25 | | at Xavier (12/13/09) |
| FIELD GOAL ATTEMPTS | 69 | | LIPSCOMB UNIVERSITY (12/19/09) |
| | 62 | | PRAIRIE VIEW A&M (11/16/09) |
| FIELD GOAL PERCENTAGE | .481 | (26-54) | TOLEDO (11/18/09) |
| | .426 | (20-47) | vs GONZAGA (11/25/09) |
| 3 PT FIELD GOALS MADE | 12 | | PRAIRIE VIEW A&M (11/16/09) |
| | 11 | | TOLEDO (11/18/09) |
| 3 PT FG ATTEMPTS | 29 | | PRAIRIE VIEW A&M (11/16/09) |
| | 27 | | MIAMI UNIVERSITY (12/10/09) |
| 3 PT FG PERCENTAGE | .524 | (11-21) | TOLEDO (11/18/09) |
| | .414 | (12-29) | PRAIRIE VIEW A&M (11/16/09) |
| FREE THROWS MADE | 28 | | at Xavier (12/13/09) |
| | 25 | | vs VANDERBILT (11/23/09) |
| FREE THROW ATTEMPTS | 36 | | at Xavier (12/13/09) |
| | 35 | | vs VANDERBILT (11/23/09) |
| FREE THROW PERCENTAGE | 1.000 | (6-6) | LIPSCOMB UNIVERSITY (12/19/09) |
| | .846 | (11-13) | at UAB (12/16/09) |
| REBOUNDS | 47 | | at UAB (12/16/09) |
| | 43 | | at Xavier (12/13/09) |
| ASSISTS | 14 | | MIAMI UNIVERSITY (12/10/09) |
| | 14 | | PRAIRIE VIEW A&M (11/16/09) |
| STEALS | 10 | | at UAB (12/16/09) |
| | 9 | | LIPSCOMB UNIVERSITY (12/19/09) |
| | 9 | | TEXAS SOUTHERN (12/01/09) |
| | 9 | | vs MARYLAND (11/24/09) |
| BLOCKED SHOTS | 11 | | at Xavier (12/13/09) |
| | 7 | | at UAB (12/16/09) |
| TURNOVERS | 19 | | at UAB (12/16/09) |
| | 16 | | vs VANDERBILT (11/23/09) |
| | 16 | | TOLEDO (11/18/09) |
| FOULS | 21 | | MIAMI UNIVERSITY (12/10/09) |
| | 20 | | WINTHROP UNIVERSITY (12/22/09) |
| | 20 | | PRAIRIE VIEW A&M (11/16/09) |

2009-10 Cincinnati Men's Basketball
Cincinnati High/Low Analysis (as of Dec 23, 2009)
All games

Cincinnati - GAME LOWS

| | | | |
|-----------------------|------|---------|--------------------------------|
| POINTS | 47 | | at UAB (12/16/09) |
| | 59 | | vs GONZAGA (11/25/09) |
| | 63 | | MIAMI UNIVERSITY (12/10/09) |
| | 67 | | vs VANDERBILT (11/23/09) |
| | 69 | | PRAIRIE VIEW A&M (11/16/09) |
| | 69 | | vs MARYLAND (11/24/09) |
| FIELD GOALS MADE | 19 | | at UAB (12/16/09) |
| | 20 | | MIAMI UNIVERSITY (12/10/09) |
| FIELD GOAL ATTEMPTS | 48 | | MIAMI UNIVERSITY (12/10/09) |
| | 51 | | WINTHROP UNIVERSITY (12/22/09) |
| FIELD GOAL PERCENTAGE | .317 | (19-60) | at UAB (12/16/09) |
| | .354 | (23-65) | vs GONZAGA (11/25/09) |
| 3 PT FIELD GOALS MADE | 2 | | MIAMI UNIVERSITY (12/10/09) |
| | 3 | | vs VANDERBILT (11/23/09) |
| | 3 | | at UAB (12/16/09) |
| 3 PT FG ATTEMPTS | 12 | | MIAMI UNIVERSITY (12/10/09) |
| | 15 | | vs VANDERBILT (11/23/09) |
| 3 PT FG PERCENTAGE | .136 | (3-22) | at UAB (12/16/09) |
| | .167 | (2-12) | MIAMI UNIVERSITY (12/10/09) |
| FREE THROWS MADE | 5 | | vs GONZAGA (11/25/09) |
| | 6 | | at UAB (12/16/09) |
| FREE THROW ATTEMPTS | 8 | | at UAB (12/16/09) |
| | 11 | | vs GONZAGA (11/25/09) |
| FREE THROW PERCENTAGE | .455 | (5-11) | vs GONZAGA (11/25/09) |
| | .455 | (10-22) | at Xavier (12/13/09) |
| REBOUNDS | 34 | | at UAB (12/16/09) |
| | 35 | | vs GONZAGA (11/25/09) |
| ASSISTS | 8 | | MIAMI UNIVERSITY (12/10/09) |
| | 8 | | at UAB (12/16/09) |
| STEALS | 3 | | at Xavier (12/13/09) |
| | 5 | | vs MARYLAND (11/24/09) |
| | 5 | | vs GONZAGA (11/25/09) |
| | 5 | | TEXAS SOUTHERN (12/01/09) |
| | 5 | | LIPSCOMB UNIVERSITY (12/19/09) |
| BLOCKED SHOTS | 0 | | vs GONZAGA (11/25/09) |
| | 2 | | PRAIRIE VIEW A&M (11/16/09) |
| TURNOVERS | 6 | | vs GONZAGA (11/25/09) |
| | 10 | | TOLEDO (11/18/09) |
| FOULS | 10 | | MIAMI UNIVERSITY (12/10/09) |
| | 13 | | PRAIRIE VIEW A&M (11/16/09) |
| | 13 | | TOLEDO (11/18/09) |
| | 13 | | LIPSCOMB UNIVERSITY (12/19/09) |

2009-10 Cincinnati Men's Basketball
Cincinnati High/Low Analysis (as of Dec 23, 2009)
All games

Opponent - GAME LOWS

| | | | |
|-----------------------|------|---------|--------------------------------|
| POINTS | 52 | | LIPSCOMB UNIVERSITY (12/19/09) |
| | 57 | | vs MARYLAND (11/24/09) |
| | 57 | | TEXAS SOUTHERN (12/01/09) |
| | 57 | | WINTHROP UNIVERSITY (12/22/09) |
| | 58 | | vs VANDERBILT (11/23/09) |
| FIELD GOALS MADE | 14 | | vs VANDERBILT (11/23/09) |
| | 19 | | vs MARYLAND (11/24/09) |
| FIELD GOAL ATTEMPTS | 47 | | vs GONZAGA (11/25/09) |
| | 51 | | vs VANDERBILT (11/23/09) |
| FIELD GOAL PERCENTAGE | .275 | (14-51) | vs VANDERBILT (11/23/09) |
| | .290 | (20-69) | LIPSCOMB UNIVERSITY (12/19/09) |
| 3 PT FIELD GOALS MADE | 2 | | vs MARYLAND (11/24/09) |
| | 2 | | WINTHROP UNIVERSITY (12/22/09) |
| 3 PT FG ATTEMPTS | 11 | | WINTHROP UNIVERSITY (12/22/09) |
| | 14 | | vs MARYLAND (11/24/09) |
| 3 PT FG PERCENTAGE | .143 | (2-14) | vs MARYLAND (11/24/09) |
| | .182 | (2-11) | WINTHROP UNIVERSITY (12/22/09) |
| FREE THROWS MADE | 2 | | MIAMI UNIVERSITY (12/10/09) |
| | 4 | | PRAIRIE VIEW A&M (11/16/09) |
| FREE THROW ATTEMPTS | 3 | | MIAMI UNIVERSITY (12/10/09) |
| | 6 | | LIPSCOMB UNIVERSITY (12/19/09) |
| FREE THROW PERCENTAGE | .400 | (4-10) | PRAIRIE VIEW A&M (11/16/09) |
| | .455 | (5-11) | TOLEDO (11/18/09) |
| REBOUNDS | 25 | | TEXAS SOUTHERN (12/01/09) |
| | 28 | | TOLEDO (11/18/09) |
| | 28 | | WINTHROP UNIVERSITY (12/22/09) |
| ASSISTS | 5 | | vs VANDERBILT (11/23/09) |
| | 7 | | TEXAS SOUTHERN (12/01/09) |
| STEALS | 3 | | TOLEDO (11/18/09) |
| | 3 | | vs GONZAGA (11/25/09) |
| BLOCKED SHOTS | 0 | | TOLEDO (11/18/09) |
| | 1 | | LIPSCOMB UNIVERSITY (12/19/09) |
| TURNOVERS | 9 | | vs MARYLAND (11/24/09) |
| | 12 | | WINTHROP UNIVERSITY (12/22/09) |
| FOULS | 12 | | TOLEDO (11/18/09) |
| | 13 | | LIPSCOMB UNIVERSITY (12/19/09) |

2009-10 Cincinnati Men's Basketball
Cincinnati Player High/Low Analysis (as of Dec 23, 2009)
All games

Cincinnati - INDIVIDUAL GAME HIGHS

| | | | |
|--------------------------|-------|-------|---|
| Points | 22 | | STEPHENSON, Lance at Xavier (12/13/09) |
| | 20 | | BISHOP, Rashad vs TOLEDO (11/18/09) |
| | 19 | | STEPHENSON, Lance vs Lipscomb University (12/19/09) |
| | 18 | | GATES, Yancy at Xavier (12/13/09) |
| | 17 | | STEPHENSON, Lance vs Miami University (12/10/09) |
| | 17 | | GATES, Yancy vs MARYLAND (11/24/09) |
| Field Goals Made | 9 | | STEPHENSON, Lance at Xavier (12/13/09) |
| | 8 | | GATES, Yancy at Xavier (12/13/09) |
| | 8 | | BISHOP, Rashad vs TOLEDO (11/18/09) |
| Field Goal Att. | 19 | | VAUGHN, Deonta at Xavier (12/13/09) |
| | 19 | | STEPHENSON, Lance at Xavier (12/13/09) |
| FG Pct (min 5 made) | 1.000 | (5-5) | BISHOP, Rashad vs Lipscomb University (12/19/09) |
| | 1.000 | (5-5) | GATES, Yancy vs Texas Southern (12/01/09) |
| 3-Point FG Made | 4 | | VAUGHN, Deonta vs Texas Southern (12/01/09) |
| | 3 | | VAUGHN, Deonta vs Winthrop University (12/22/09) |
| | 3 | | BISHOP, Rashad vs Lipscomb University (12/19/09) |
| 3-Point FG Att. | 10 | | VAUGHN, Deonta vs Prairie View A&M (11/16/09) |
| | 8 | | VAUGHN, Deonta vs Lipscomb University (12/19/09) |
| | 8 | | VAUGHN, Deonta vs GONZAGA (11/25/09) |
| 3-Pt FG Pct (min 2 made) | 1.000 | (3-3) | VAUGHN, Deonta vs Winthrop University (12/22/09) |
| | 1.000 | (3-3) | BISHOP, Rashad vs Lipscomb University (12/19/09) |
| | 1.000 | (2-2) | WILKS, Darnell vs Texas Southern (12/01/09) |
| Free Throws Made | 6 | | PARKER, Jaquon vs Texas Southern (12/01/09) |
| | 5 | | DIXON, Dion vs Winthrop University (12/22/09) |
| | 5 | | STEPHENSON, Lance vs Miami University (12/10/09) |
| | 5 | | TOYLOY, Steve vs Texas Southern (12/01/09) |
| | 5 | | VAUGHN, Deonta vs VANDERBILT (11/23/09) |
| | 5 | | VAUGHN, Deonta vs Prairie View A&M (11/16/09) |
| Free Throw Att. | 9 | | PARKER, Jaquon vs Texas Southern (12/01/09) |
| | 7 | | WRIGHT, Cashmere vs Prairie View A&M (11/16/09) |
| FT Pct (min 3 made) | 1.000 | (4-4) | STEPHENSON, Lance vs Lipscomb University (12/19/09) |
| | 1.000 | (4-4) | VAUGHN, Deonta vs MARYLAND (11/24/09) |
| Rebounds | 13 | | GATES, Yancy vs MARYLAND (11/24/09) |
| | 11 | | STEPHENSON, Lance vs Texas Southern (12/01/09) |
| Assists | 9 | | VAUGHN, Deonta vs TOLEDO (11/18/09) |
| | 7 | | VAUGHN, Deonta vs Lipscomb University (12/19/09) |
| | 7 | | STEPHENSON, Lance vs Texas Southern (12/01/09) |
| Steals | 4 | | VAUGHN, Deonta vs TOLEDO (11/18/09) |
| | 3 | | STEPHENSON, Lance vs Miami University (12/10/09) |
| | 3 | | VAUGHN, Deonta vs GONZAGA (11/25/09) |
| | 3 | | STEPHENSON, Lance vs VANDERBILT (11/23/09) |
| Blocked Shots | 4 | | GATES, Yancy vs Miami University (12/10/09) |
| | 3 | | McCLAIN, Anthony vs Lipscomb University (12/19/09) |
| | 3 | | GATES, Yancy vs TOLEDO (11/18/09) |
| Turnovers | 5 | | VAUGHN, Deonta at UAB (12/16/09) |
| | 4 | | BISHOP, Rashad vs Winthrop University (12/22/09) |
| | 4 | | VAUGHN, Deonta vs Lipscomb University (12/19/09) |
| | 4 | | STEPHENSON, Lance vs Texas Southern (12/01/09) |
| | 4 | | GATES, Yancy vs VANDERBILT (11/23/09) |
| | 4 | | VAUGHN, Deonta vs VANDERBILT (11/23/09) |
| | 4 | | TOYLOY, Steve vs Prairie View A&M (11/16/09) |
| Fouls | 5 | | STEPHENSON, Lance at UAB (12/16/09) |
| | 4 | | GATES, Yancy vs Winthrop University (12/22/09) |

2009-10 Cincinnati Men's Basketball
Cincinnati Opponent High/Low Analysis (as of Dec 23, 2009)
All games

OPPONENT INDIVIDUAL GAME HIGHS

| | | | |
|--------------------------|-------|---------|---|
| Points | 26 | | HOLLOWAY, Terrell at Xavier (12/13/09) |
| | 22 | | MILLSAP, Elijah at UAB (12/16/09) |
| | 21 | | BARNETT, Jake vs TOLEDO (11/18/09) |
| | 19 | | HAYES, Kenny vs Miami University (12/10/09) |
| | 19 | | TREASURE, Junior vs Texas Southern (12/01/09) |
| | 19 | | JONES, Travele vs Texas Southern (12/01/09) |
| | 19 | | Vasquez, Greivis vs MARYLAND (11/24/09) |
| | 19 | | ALBRECHT, Stephen vs TOLEDO (11/18/09) |
| Field Goals Made | 8 | | MILLSAP, Elijah at UAB (12/16/09) |
| | 8 | | TREASURE, Junior vs Texas Southern (12/01/09) |
| | 8 | | BARNETT, Jake vs TOLEDO (11/18/09) |
| Field Goal Att. | 19 | | HODZIC, Adnan vs Lipscomb University (12/19/09) |
| | 17 | | Vasquez, Greivis vs MARYLAND (11/24/09) |
| FG Pct (min 5 made) | .667 | (6-9) | MAVUNGA, Julian vs Miami University (12/10/09) |
| | .636 | (7-11) | ALBRECHT, Stephen vs TOLEDO (11/18/09) |
| 3-Point FG Made | 5 | | ALBRECHT, Stephen vs TOLEDO (11/18/09) |
| | 3 | | HAYES, Kenny vs Miami University (12/10/09) |
| | 3 | | WINBUSH, Nick vs Miami University (12/10/09) |
| | 3 | | TREASURE, Junior vs Texas Southern (12/01/09) |
| | 3 | | Gray, Steven vs GONZAGA (11/25/09) |
| | 3 | | Jenkins, John vs VANDERBILT (11/23/09) |
| | 3 | | BARNETT, Jake vs TOLEDO (11/18/09) |
| | 3 | | GRIFFIN, Michael vs Prairie View A&M (11/16/09) |
| | 3 | | KORNEGAY, Duwan vs Prairie View A&M (11/16/09) |
| | 3 | | McDANIEL, Dorian vs Prairie View A&M (11/16/09) |
| 3-Point FG Att. | 12 | | GRIFFIN, Michael vs Prairie View A&M (11/16/09) |
| | 9 | | ALBRECHT, Stephen vs TOLEDO (11/18/09) |
| 3-Pt FG Pct (min 2 made) | .750 | (3-4) | BARNETT, Jake vs TOLEDO (11/18/09) |
| | .750 | (3-4) | McDANIEL, Dorian vs Prairie View A&M (11/16/09) |
| Free Throws Made | 11 | | HOLLOWAY, Terrell at Xavier (12/13/09) |
| | 10 | | JONES, Travele vs Texas Southern (12/01/09) |
| Free Throw Att. | 14 | | JONES, Travele vs Texas Southern (12/01/09) |
| | 12 | | Vasquez, Greivis vs MARYLAND (11/24/09) |
| FT Pct (min 3 made) | 1.000 | (11-11) | HOLLOWAY, Terrell at Xavier (12/13/09) |
| | 1.000 | (4-4) | HODZIC, Adnan vs Lipscomb University (12/19/09) |
| Rebounds | 19 | | LOVE, Jason at Xavier (12/13/09) |
| | 15 | | MILLSAP, Elijah at UAB (12/16/09) |
| Assists | 7 | | BASTFIELD, Larry vs TOLEDO (11/18/09) |
| | 7 | | JONES, Christopher vs Prairie View A&M (11/16/09) |
| Steals | 4 | | MILLSAP, Elijah at UAB (12/16/09) |
| | 4 | | Beal, Jermaine vs VANDERBILT (11/23/09) |
| Blocked Shots | 5 | | LOVE, Jason at Xavier (12/13/09) |
| | 3 | | MOORE, Cameron at UAB (12/16/09) |
| | 3 | | FREASE, Kenny at Xavier (12/13/09) |
| | 3 | | McLEAN, Jamel at Xavier (12/13/09) |
| | 3 | | Sacre, Robert vs GONZAGA (11/25/09) |
| | 3 | | Ezeli, Festus vs VANDERBILT (11/23/09) |
| Turnovers | 6 | | MILLSAP, Elijah at UAB (12/16/09) |
| | 5 | | Bouldin, Matt vs GONZAGA (11/25/09) |
| Fouls | 5 | | MORGAN, Matt vs Winthrop University (12/22/09) |
| | 5 | | WINBUSH, Nick vs Miami University (12/10/09) |
| | 5 | | HUGEE, Darnell vs Prairie View A&M (11/16/09) |

2009-10 Cincinnati Men's Basketball
Cincinnati Combined Team Statistics (as of Dec 23, 2009)
Last Five Games

| RECORD: | OVERALL | HOME | AWAY | NEUTRAL |
|----------------|----------------|-------------|-------------|----------------|
| ALL GAMES | 3-2 | 3-0 | 0-2 | 0-0 |
| CONFERENCE | 0-0 | 0-0 | 0-0 | 0-0 |
| NON-CONFERENCE | 3-2 | 3-0 | 0-2 | 0-0 |

| # | Player | gp-gs | min | avg | Total | | 3-Point | | F-Throw | | Rebounds | | | | pf | dq | a | to | blk | stl | pts | avg |
|----------------|--------------------|-------|------|------|---------|------|---------|------|---------|-------|----------|-----|-----|------|----|----|----|----|-----|-----|-----|------|
| | | | | | fg-fga | fg% | 3fg-fga | 3fg% | ft-fa | ft% | off | def | tot | avg | | | | | | | | |
| 33 | STEPHENSON, Lance | 5-5 | 150 | 30.0 | 30-56 | .536 | 3-10 | .300 | 11-18 | .611 | 8 | 14 | 22 | 4.4 | 13 | 1 | 16 | 9 | 2 | 6 | 74 | 14.8 |
| 34 | GATES, Yancy | 5-1 | 125 | 25.0 | 19-40 | .475 | 0-1 | .000 | 11-19 | .579 | 10 | 13 | 23 | 4.6 | 10 | 0 | 1 | 5 | 8 | 4 | 49 | 9.8 |
| 03 | DIXON, Dion | 5-0 | 104 | 20.8 | 14-37 | .378 | 3-16 | .188 | 17-22 | .773 | 7 | 4 | 11 | 2.2 | 8 | 0 | 7 | 6 | 1 | 5 | 48 | 9.6 |
| 05 | VAUGHN, Deonta | 5-5 | 155 | 31.0 | 13-43 | .302 | 6-26 | .231 | 4-4 | 1.000 | 3 | 23 | 26 | 5.2 | 13 | 0 | 15 | 16 | 0 | 7 | 36 | 7.2 |
| 22 | BISHOP, Rashad | 5-3 | 115 | 23.0 | 12-25 | .480 | 3-9 | .333 | 2-4 | .500 | 6 | 19 | 25 | 5.0 | 7 | 0 | 7 | 8 | 3 | 2 | 29 | 5.8 |
| 32 | THOMAS, Ibrahima | 4-2 | 44 | 11.0 | 8-19 | .421 | 1-7 | .143 | 6-12 | .500 | 6 | 5 | 11 | 2.8 | 6 | 0 | 1 | 1 | 4 | 0 | 23 | 5.8 |
| 11 | DAVIS, Larry | 5-2 | 81 | 16.2 | 8-27 | .296 | 3-12 | .250 | 2-2 | 1.000 | 3 | 8 | 11 | 2.2 | 7 | 0 | 2 | 5 | 0 | 4 | 21 | 4.2 |
| 01 | WRIGHT, Cashmere | 5-2 | 107 | 21.4 | 7-21 | .333 | 2-9 | .222 | 5-8 | .625 | 3 | 9 | 12 | 2.4 | 2 | 0 | 14 | 8 | 0 | 4 | 21 | 4.2 |
| 42 | TOYLOY, Steve | 5-4 | 79 | 15.8 | 8-15 | .533 | 0-0 | .000 | 2-10 | .200 | 8 | 13 | 21 | 4.2 | 12 | 0 | 1 | 5 | 3 | 0 | 18 | 3.6 |
| 15 | WILKS, Darnell | 5-0 | 43 | 8.6 | 6-9 | .667 | 2-5 | .400 | 1-2 | .500 | 2 | 5 | 7 | 1.4 | 6 | 0 | 0 | 5 | 0 | 1 | 15 | 3.0 |
| 44 | PARKER, Jaquon | 4-1 | 33 | 8.3 | 3-7 | .429 | 3-7 | .429 | 0-0 | .000 | 1 | 7 | 8 | 2.0 | 1 | 0 | 2 | 4 | 0 | 1 | 9 | 2.3 |
| 10 | EPPENSTEINER, Alex | 1-0 | 2 | 2.0 | 0-0 | .000 | 0-0 | .000 | 0-0 | .000 | 0 | 0 | 0 | 0.0 | 0 | 0 | 0 | 0 | 0 | 0 | 0 | 0.0 |
| 30 | McCLAIN, Anthony | 3-0 | 12 | 4.0 | 0-2 | .000 | 0-0 | .000 | 0-0 | .000 | 2 | 3 | 5 | 1.7 | 0 | 0 | 0 | 1 | 3 | 0 | 0 | 0.0 |
| Team | | | | | | | | | | | 11 | 11 | 22 | | | | 1 | | | | | |
| Total..... | | 5 | 1050 | | 128-301 | .425 | 26-102 | .255 | 61-101 | .604 | 70 | 134 | 204 | 40.8 | 85 | 1 | 66 | 74 | 24 | 34 | 343 | 68.6 |
| Opponents..... | | 5 | 1050 | | 114-304 | .375 | 27-103 | .262 | 60-79 | .759 | 66 | 117 | 183 | 36.6 | 87 | - | 61 | 73 | 25 | 38 | 315 | 63.0 |

| TEAM STATISTICS | UC | OPP |
|------------------------|---------|---------|
| SCORING | 343 | 315 |
| Points per game | 68.6 | 63.0 |
| Scoring margin | +5.6 | - |
| FIELD GOALS-ATT | 128-301 | 114-304 |
| Field goal pct | .425 | .375 |
| 3 POINT FG-ATT | 26-102 | 27-103 |
| 3-point FG pct | .255 | .262 |
| 3-pt FG made per game | 5.2 | 5.4 |
| FREE THROWS-ATT | 61-101 | 60-79 |
| Free throw pct | .604 | .759 |
| F-Throws made per game | 12.2 | 12.0 |
| REBOUNDS | 204 | 183 |
| Rebounds per game | 40.8 | 36.6 |
| Rebounding margin | +4.2 | - |
| ASSISTS | 66 | 61 |
| Assists per game | 13.2 | 12.2 |
| TURNOVERS | 74 | 73 |
| Turnovers per game | 14.8 | 14.6 |
| Turnover margin | -0.2 | - |
| Assist/turnover ratio | 0.9 | 0.8 |
| STEALS | 34 | 38 |
| Steals per game | 6.8 | 7.6 |
| BLOCKS | 24 | 25 |
| Blocks per game | 4.8 | 5.0 |
| ATTENDANCE | 20219 | 17189 |
| Home games-Avg/Game | 3-6740 | 2-8594 |
| Neutral site-Avg/Game | - | 0-0 |

| Date | Opponent | | Score | Att. |
|------------|---------------------|-----|-------|-------|
| ^ 12/10/09 | MIAMI UNIVERSITY | W | 63-59 | 6280 |
| 12/13/09 | at Xavier | Lo2 | 79-83 | 10250 |
| 12/16/09 | at UAB | L | 47-64 | 6939 |
| 12/19/09 | LIPSCOMB UNIVERSITY | W | 80-52 | 6647 |
| 12/22/09 | WINTHROP UNIVERSITY | W | 74-57 | 7292 |

* = BIG EAST Conference game

= Maui Invitational (Lahaina, HI)

^ = U.S. Bank Arena (Cincinnati, OH)

| Score by Periods | 1st | 2nd | OT | OT2 | Totals |
|------------------|-----|-----|----|-----|--------|
| Cincinnati | 143 | 182 | 13 | 5 | 343 |
| Opponents | 135 | 158 | 13 | 9 | 315 |