

## 2015-16 SCHEDULE/RESULTS

Day/Date	Opponent	TV	Time/Result
Tues./Nov. 3	Grand Valley State (Exh.)	Bearcats TV	W, 93-63
Sat./Nov. 7	Bellarmine (Exh.)	Bearcats TV	W, 81-60
Fri./Nov. 13	Western Carolina	ESPN3	W, 97-72
Sun./Nov. 15	Robert Morris	FSO/ESPN3	W, 106-44
Wed./Nov. 18	at Bowling Green	ESPN3	W, 83-50

## BARCLAYS CENTER CLASSIC

Sun./Nov. 22	1-Ark-Pine Bluff	FSO/ESPN3	W, 99-50
Tues./Nov. 24	1-SE Louisiana	FSO/ESPN3	W, 64-49
Fri./Nov. 27	2-vs. Nebraska	ASN/ESPN3	W, 65-61
Sat./Nov. 28	2- vs. George Washington	ASN/ESPN3	W, 61-56

Wed./Dec. 2	Butler (RV/25)	CBSSN	L, 76-78
Sun./Dec. 6	Morgan State	ASN/ESPN3	W, 87-66
Sat./Dec. 12	3-at Xavier (12/13)	FOX	L, 55-65
Tues./Dec. 15	Norfolk State	ESPNU	W, 75-59
Sat./Dec. 19	at VCU	CBSSN	W, 69-63
Tues./Dec. 22	Iowa State (11/9)	ESPN2	L, 79-81
Tues./Dec. 29	Temple •	ESPN2	L, 70-77
Sat./Jan. 2	Tulsa •	ESPNU	W, 76-57
Thurs./Jan. 7	at SMU (15/NR) •	ESPN	L, 57-59
Sun./Jan. 10	at USF •	ESPNU	W, 54-51
Wed./Jan. 13	Houston (NR/RV) •	ESPNU	W, 70-59
Sat./Jan. 16	at Temple •	ESPNU (20T)	L, 65-67
Thurs./Jan. 21	Memphis •	ESPN2	W, 76-72
Sun./Jan. 24	Tulane •	ESPNU	W, 97-75
Thurs./Jan. 28	at UConn (RV/RV) •	ESPNU	W, 58-57
Thurs./Feb. 4	USF •	CBSSN	W, 88-57
Sat./Feb. 6	at Memphis •	ESPN2	L, 59-63
Tues./Feb. 9	at UCF •	ESPNNews	W, 69-51
Sat./Feb. 13	East Carolina •	ESPNU	W, 75-60
Thurs./Feb. 18	at Tulsa •	CBSSN (OT)	L, 68-70
Sat./Feb. 20	UConn •	ESPN2	W, 65-60
Sat./Feb. 27	at East Carolina •	ESPNU	W, 65-56
Thurs./Mar. 3	at Houston •	CBSSN	L, 56-69
Sun./Mar. 6	SMU (24/NR) •	CBS	W, 61-54

## AMERICAN CHAMPIONSHIP

Fri./Mar. 11	4-Quarterfinals vs. UConn	ESPN2 (4 OT)	L, 97-104
--------------	---------------------------	--------------	-----------

## NCAA CHAMPIONSHIP

Mar. 18	5-Saint Joseph's (First Round)	truTV	76-78
---------	--------------------------------	-------	-------

**Notes:** All times listed are Eastern. Home games are in **boldface**.

(•) - Denotes American Athletic Conference game.

**Key:** CBSSN-CBS Sports Network; FSO/ESPN3 - Game will be televised regionally by FOX Sports Ohio and is also available on ESPN3 outside the FSO viewing area.

ASN - American Sports Network: WKRC (CBS Local 12) orWSTR (MyTV 33) in Cincinnati

1-Brooklyn Hoops Classic (campus sites); 2-Brooklyn Hoops Classic (Barclays Center);

3-Skyline Chili Crosstown Shootout; 4-American Championship (Amway Center);

5-NCAA West Region First/Second Rounds (Spokane Veterans Memorial Arena/Spokane, Wash.); 6-NCAA West Region Semifinals/Finals (Honda Center/Anaheim, Calif.);

6- NCAA Semifinals/Finals (NRG Stadium/Houston, Texas).

## CINCINNATI ATHLETIC COMMUNICATIONS

**Asst. AD/Primary Basketball Contact:** Andre Foushee

**Office/Cell Phone:** (513) 556-5182/(859) 797-7871

**Press Row Phone:** (513) 556-3800

**Email Address:** Andre.Foushee@uc.edu

**Website:** GoBearcats.com



2 NATIONAL TITLES • 6 FINAL FOURS • 8 ELITE EIGHTS • 10 SWEET SIXTEENS • 30 NCAA TOURNAMENTS • 38 CONFERENCE CHAMPIONSHIPS

## CINCINNATI (22-11, 12-6 AMERICAN)

## SEASON HIGHLIGHTS

## TEAM ACCOMPLISHMENTS

- » Cincinnati became one of only eight schools in the nation that have played in six consecutive NCAA Tournaments, joining Duke, Gonzaga, Kansas, Michigan State, North Carolina, VCU and Wisconsin.
- » The Bearcats made the program's 30th NCAA Tournament appearance this season. Only 21 teams in the nation have made 30 or more trips to the Big Dance.
- » Head coach Mick Cronin earned his 200th win at Cincinnati in a 97-75 home win over Tulane (1/24).
- » UC featured one of the nation's best defenses, ranked 12th in scoring defense at 63.3 points per game.
- » The Bearcats also ranked nationally in total blocks (ninth at 182), blocks per game (fourth at 5.8), field goal percentage defense (13th at .393), turnover margin (30th at 2.6), offensive rebounds per game (20th at 13.4) and steals per game (28th at 7.8).
- » UC ended the season ranked ninth in the nation for fewest fouls per game at 15.6.
- » Cincinnati finished the season averaging 7.6 three-pointers per game, second in The American and the second most in school history behind the 1993-94 squad (7.9 threes). The Bearcats' .348 three-point shooting percentage this season ranked as the highest of the Cronin era and best since the 2004-05 (.349).
- » Double-doubles were trending with the Bearcats during the year. Cincinnati registered at least one double-double in seven of the last 11 games and 17 times this season.
- » In eight of its 11 losses this season - Butler, Iowa State, Temple (twice) at SMU, at Tulsa, vs. UConn in the league tournament and Saint Joseph's in the NCAA Tournament - Cincinnati held the lead at some point within the last five minutes of the game or in overtime periods.

## AWARD WINNERS

Name	Award
Troy Caupain	First Team All-Conference Selection
	American Championship All-Tournament Team
	NABC All-District 25 Second Team
	American Player of the Week (March 7)
	American Player of the Week (Nov. 30)
	Barclays Center Classic All-Tourney Team (Nov. 28)
Gary Clark	Conference Defensive Player of the Year
	Second Team All-Conference Selection
	NABC All-District 25 Second Team
	American Weekly Honor Roll (Feb. 22)
	American Weekly Honor Roll (Feb. 8)
	American Weekly Honor Roll (Feb. 1)
Jacob Evans	American Rookie of the Week (Feb. 29)
	American Rookie of the Week (Dec. 28)
Octavius Ellis	American Weekly Honor Roll (Feb. 15)
	American Weekly Honor Roll (Jan. 18)
	American Weekly Honor Roll (Dec. 7)
	Barclays Center Classic MVP (Nov. 28)
	American Weekly Honor Roll (Nov. 16)
Shaq Thomas	American Weekly Honor Roll (Jan. 25)
Farad Cobb	American Weekly Honor Roll (Jan. 4)
	American Weekly Honor Roll (Dec. 21)
	American Weekly Honor Roll (Nov. 23)

## PLAYER ACCOMPLISHMENTS

- » Troy Caupain's 4.8 assists per game was the highest by a Bearcat since Taron Barker (5.0 in 2002-03).
- » Caupain finished with 160 assists this season, the most by a Bearcat since Cashmere Wright dished out a Mick Cronin-era record 169 during the 2011-12 campaign. He committed more turnovers than handed out assists in only three games this season.
- » Gary Clark and Octavius Ellis finished as the only duo in The American to rank among the top 10 leaders in rebounds, blocks and field-goal percentage.
- » Shaq Thomas finished his career seeing action in 129 games as a Bearcat, tying for 11th most in program history.

## 2015-16 CINCINNATI BASKETBALL • SEASON RECAP

### 2015-16 NUMERICAL ROSTER

NO.	NAME	POS.	HT.	WT.	CLASS	EXP.	HOMETOWN / PREVIOUS SCHOOLS
0	Quadri Moore	F	6-8	220	So.	1L	Linden, N.J./Linden HS
1	Jacob Evans III	G/F	6-6	210	Fr.	HS	Baton Rouge, La./St. Michael the Archangel
2	Octavius Ellis	F	6-10	235	Sr.	1L	Memphis, Tenn./Trinity Valley College (Texas)
3	Justin Jenifer	G	5-10	175	Fr.	HS	Baltimore, Md./Milford Mill Academy
10	Troy Caupain	G	6-4	205	Jr.	2L	Midlothian, Va./Cosby HS (Va.)
11	Gary Clark	F	6-8	235	So.	1L	Clayton, N.C./Clayton HS
13	Tre Scott	F	6-8	225	Fr.	HS	Darien, Ga./McIntosh County Academy
21	Farad Cobb	G	6-1	170	Sr.	1L	West Palm Beach, Fla./Northwest Florida State College
22	Coreontae DeBerry	C	6-9	265	Sr.	1L	Holland, Mich./Hutchinson Community College
24	Shaq Thomas	F	6-7	210	R-Sr.	3L	Paterson, N.J./NIA Prep School
25	Kevin Johnson	G	6-3	180	Jr.	2L	Cincinnati, Ohio/Summit Country Day School
32	Kyle Washington*	F	6-9	240	Jr.	Tr.	Champlin, Minn./NC State
45	Zack Tobler	F	6-5	240	Jr.	2L	Fort Mitchell, Ky./Covington Catholic HS

### 2015-16 ALPHABETICAL ROSTER

NO.	NAME	POS.	HT.	WT.	CLASS	EXP.	HOMETOWN / PREVIOUS SCHOOLS
10	Troy Caupain	G	6-4	205	Jr.	2L	Midlothian, Va./Cosby HS (Va.)
11	Gary Clark	F	6-8	235	So.	1L	Clayton, N.C./Clayton HS
21	Farad Cobb	G	6-1	170	Sr.	1L	West Palm Beach, Fla./Northwest Florida State College
22	Coreontae DeBerry	C	6-9	265	Sr.	1L	Holland, Mich./Hutchinson Community College
2	Octavius Ellis	F	6-10	235	Sr.	1L	Memphis, Tenn./Trinity Valley College (Texas)
1	Jacob Evans III	G/F	6-6	210	Fr.	HS	Baton Rouge, La./St. Michael the Archangel
3	Justin Jenifer	G	5-10	175	Fr.	HS	Baltimore, Md./Milford Mill Academy
25	Kevin Johnson	G	6-3	180	Jr.	2L	Cincinnati, Ohio/Summit Country Day School
0	Quadri Moore	F	6-8	220	So.	1L	Linden, N.J./Linden HS
13	Tre Scott	F	6-8	225	Fr.	HS	Darien, Ga./McIntosh County Academy
24	Shaq Thomas	F	6-7	210	R-Sr.	3L	Paterson, N.J./NIA Prep School
45	Zack Tobler	F	6-5	240	Jr.	2L	Fort Mitchell, Ky./Covington Catholic HS
32	Kyle Washington*	F	6-9	240	Jr.	Tr.	Champlin, Minn./NC State

\* - Will sit out the 2015-16 season due to NCAA transfer rules.

#### Coaching Staff

Head Coach: Mick Cronin (10th season at UC; 13th season overall)  
 Associate Head Coach: Larry Davis  
 Assistant Coaches: Darren Savino, Antwon Jackson  
 Director of Basketball Operations: Drew Seidenberger  
 Director of Student-Athlete Development: Mark Berger  
 Asst. Director of Student-Athlete Development: JaQuon Parker

Video Coordinator: T.J. Wolf  
 Program Assistant: Greg Youncofski  
 Head Athletic Trainer: Robb Williams  
 Director of Strength & Conditioning: Mike Rehfeldt  
 Assistant Director of Equipment: Andy Frigge

### PRONUNCIATION GUIDE

Troy Caupain	co-PAIN
Coreontae DeBerry	COREY-on-tay
Quadri Moore	qua-DREE

### ROSTER INFORMATION

By State/Country	
Florida	(1) Farad Cobb
Georgia	(1) Tre Scott
Kentucky	(1) Zack Tobler
Louisiana	(1) Jacob Evans
Maryland	(1) Justin Jenifer
Michigan	(1) Coreontae DeBerry
Minnesota	(1) Kyle Washington
New Jersey	(2) Quadri Moore, Shaq Thomas
North Carolina	(1) Gary Clark
Ohio	(1) Kevin Johnson
Tennessee	(1) Octavius Ellis
Virginia	(1) Troy Caupain

#### By Class

True Freshmen	(3) Jacob Evans III, Justin Jenifer, Tre Scott
Sophomores	(2) Gary Clark, Quadri Moore
Juniors	(4) Troy Caupain, Kevin Johnson, Zack Tobler, Kyle Washington
Seniors	(3) Farad Cobb, Coreontae DeBerry, Octavius Ellis
R-Seniors	(1) Shaq Thomas

#### By Height

6-10	Octavius Ellis
6-9	Coreontae DeBerry, Kyle Washington
6-8	Gary Clark, Quadri Moore, Tre Scott
6-7	Shaq Thomas
6-6	Jacob Evans III
6-5	Zack Tobler
6-4	Troy Caupain
6-3	Kevin Johnson
6-1	Farad Cobb
5-10	Justin Jenifer

### QUICK FACTS

#### GENERAL INFORMATION

Location	Cincinnati, Ohio 45221
Founded	1819
Enrollment	44,096
Nickname	Bearcats
Colors	Red (PMS: 186) and Black
Arena (Capacity)	Fifth Third Arena (13,176)
Affiliation	NCAA Division I
Conference	American
President	Dr. Santa J. Ono
Alma mater/year	Chicago, '84
Director of Athletics	Mike Bohn
Alma mater/year	Kansas, '83
Faculty Representative	Dr. David M. Szymanski
Department of Athletics Phone	(513) 556-4603
Athletics Ticket Office Phone	(877) CATS-TIX

#### ATHLETIC COMMUNICATIONS

Asst. AD/Primary Basketball Contact	Andre Foushee
Office/Cell Phone	(513) 556-5182/(859) 797-7871
Press Row Phone	(513) 556-3800
Email Address	Andre.Foushee@uc.edu
Secondary Basketball Contact	Alex Ryan
Office/Cell Phone	TBA/(513) 623-9992
Email Address	Alex.Ryan@uc.edu
Website	GoBearsCats.com
Twitter	@GoBearsCats and @GoBearsCatsMBB

#### BASKETBALL STAFF

Head Coach	Mick Cronin (Cincinnati '97)
Basketball Office Phone	(513) 556-5847
Associate Head Coach	Larry Davis (Asbury '78)
Assistant Coach	Darren Savino (Jersey City '94)
Assistant Coach	Antwon Jackson (Pikeville College '93)
Director of Operations	Drew Seidenberger (Cincinnati '09)
Dir. of Student-Ath. Devel.	Mark Berger (Cincinnati '01)
Asst. Dir. of Student-Ath. Devel.	JaQuon Parker (Cincinnati '14)
Video Coordinator	T.J. Wolf (Murray State '07)
Program Assistant	Greg Youncofski (Kansas '13)
Assoc. AD/Sports Medicine	Bob Mangine (Pittsburgh '73)
Head Athletic Trainer	Robb Williams (Ohio State '82)
Dir. /Strength & Condition	Mike Rehfeldt (St. Cloud St. '05)
Administrative Assistant	Winona Shaw-Gunn

#### HISTORY

First year of basketball	1901-02
All-time record (entering the season)	1,705-986 (.634)
NCAA appearances/last	29/2015
All-time record	44-28 (.611)
Final Four appearances/last	6/1992
Elite Eight appearances/last	8/1996
Sweet 16 appearances/last	10/2012
Conference Championships/last	38/2014
Postseason NIT appearances/last	10/2010
All-time record	8-10 (.444)

#### TEAM INFORMATION

2014-15 Record	23-11
American Athletic Conference Record (Place)	13-5 (T-3rd)
Starters returning/lost	5/0
Letterwinners returning/lost	9/4
Percent of scoring returning	88.0 percent (1,860 of 2,113)
Percent of rebounding returning	88.2 percent (950 of 1,077)



## CINCINNATI IN THE NCAA CHAMPIONSHIP

- » During its NCAA Championship history, Cincinnati has compiled a 44-29 all-time record en route to winning two national titles (1961 and 1962), making eight regional finals (1959-63, 1992-93, 1996) and six final fours (1959-63, 1992).
- » The Bearcats made the program's 30th NCAA Tournament appearance this season. Only 21 teams in the nation have made 30 or more trips to the Big Dance.
- » Cincinnati entered the tournament as one of only eight schools in the nation that have played in six consecutive NCAA Tournaments, joining Duke, Gonzaga, Kansas, Michigan State, North Carolina, VCU and Wisconsin.
- » With selection into the NCAA Tournament, Cincinnati, Michigan State and Wisconsin are the only schools to play in six consecutive NCAA tournaments and five consecutive bowl games.
- » Mick Cronin joined Bob Huggins as the only coaches in Cincinnati history to take the Bearcats to as many as six NCAA Tournaments. Huggins took UC to 14 consecutive tournaments from 1992-2005. Cronin is 3-5 in the NCAA tournament with Cincinnati. He was 0-2 in two trips with Murray State (2004 & 2006).
- » Cincinnati is one of only five programs in the nation to play in three consecutive NCAA title games (1961-63), joining Ohio State (1960-62), UCLA (1967-73), Duke (1990-92) and Kentucky (1996-98). The Bearcats won the crown in 1961 and 1962 and were second in 1963.

## UC'S NCAA CHAMPIONSHIP RESULTS

1958	1-1	Midwest Regional—3rd place
<b>1959</b>	<b>3-1</b>	<b>Midwest Regional—Champs</b>
		<b>Final Four—3rd place</b>
<b>1960</b>	<b>3-1</b>	<b>Midwest Regional—Champs</b>
		<b>Final Four—3rd place</b>
<b>1961</b>	<b>4-0</b>	<b>Midwest Regional—Champs</b>
		<b>Final Four—National Champs</b>
<b>1962</b>	<b>4-0</b>	<b>Midwest Regional—Champs</b>
		<b>Final Four—National Champs</b>
<b>1963</b>	<b>3-1</b>	<b>Midwest Regional—Champs</b>
		<b>Final Four—Runner-Up</b>
1966	0-2	Midwest Regional—4th place
1975	2-1	Midwest Regional—3rd place
1976	0-1	Midwest Pre-Regional
1977	0-1	Midwest Pre-Regional
<b>1992</b>	<b>4-1</b>	<b>Midwest Regional (No. 4 seed)</b>
		<b>Regional Champs</b>
		<b>Final Four—Semifinalist</b>
1993	3-1	East Regional (No. 2 seed)
		Regional Runner-up
1994	0-1	West Regional (No. 8 seed)
1995	1-1	West Regional (No. 7 seed)
1996	3-1	Southeast Regional (No. 2 seed)
		Regional Runner-up
1997	1-1	Midwest Regional (No. 3 seed)
1998	1-1	West Regional (No. 2 seed)
1999	1-1	East Regional (No. 3 seed)
2000	1-1	South Regional (No. 2 seed)
2001	2-1	West Regional (No. 5 seed)
2002	1-1	West Regional (No. 1 seed)
2003	0-1	West Regional (No. 8 seed)
2004	1-1	Atlanta Regional (No. 4 seed)
2005	1-1	Austin Regional (No. 7 seed)
2011	1-1	West Regional (No. 6 seed)
2012	2-1	East Regional (No. 6 seed)
2013	0-1	Midwest Regional (No. 10 seed)
2014	0-1	East Regional (No. 5 seed)
2015	1-1	Midwest Regional (No. 8 seed)
2016	0-1	West Regional (No. 9 seed)

## UC AT THE NCAA CHAMPIONSHIP

Appearances: 30

Record: 44-29 (.603)

8 Elite Eight Appearances (1959-63, 1992, 1993, 1996)

6 Final Four Appearances (1959-63, 1992)

2 National Championships (1961, 1962)

## RECORD BY REGION

Atlanta Regional: 1-1

East Regional: 6-4

South Regional: 1-1

West Regional: 6-8

Austin Regional: 1-1

Midwest Region: 26-13

Southeast Regional: 3-1

## RECORD BY SEED

No. 1 seed: 1-1

No. 3 seed: 6-3

No. 5 seed: 2-2

No. 7 seed: 2-2

No. 9 seed: 0-1

No. 2 seed: 8-4

No. 4 seed: 1-1

No. 6 seed: 3-2

No. 8 seed: 1-3

No. 10 seed: 0-1

## RECORD BY LOCATION

Anaheim, Calif.: 0-1

Boise, Idaho: 1-1

Columbus, Ohio: 1-1

East Rutherford, N.J.: 1-1

Kansas City, Mo.: 2-0

Lawrence, Kan.: 7-1

Louisville, Ky.: 5-3

Manhattan, Kan.: 2-0

Nashville, Tenn.: 3-1

Omaha, Neb.: 0-1

Pittsburgh, Pa.: 1-1

Salt Lake City, Utah: 1-2

San Francisco, Calif.: 1-1

Syracuse, N.Y.: 2-0

Auburn Hills, Mich.: 1-1

Boston, Mass.: 1-2

Dayton, Ohio: 2-0

Indianapolis, Ind.: 1-1

Las Cruces, N.M.: 1-1

Lexington, Ky.: 1-1

Lubbock, Texas: 1-2

Minneapolis, Minn.: 0-1

Ogden, Utah: 0-1

Orlando, Fla.: 2-0

Philadelphia, Pa.: 0-1

San Diego, Calif.: 2-0

Spokane, Wash.: 0-2

Washington, D.C.: 1-1

## TEAM SINGLE-GAME RECORDS

Points	101	v. UCLA, 2002
FG	43	v. DePaul, 1960
FGA	80	v. UCLA, 2002
FG Pct.	.614	v. Temple, 1995
3-FG	15	v. Connecticut, 1995
3-FGA	32	v. East Tenn. St., 2004
3-FG Pct	.579	v. Brigham Young, 2001
FT	27	v. Arkansas, 1958
FTA	39	v. Oregon State, 1963
FT Pct.	.900	v. Temple, 1996
Assists	24	v. Louisville, 1959
Rebounds	68	v. Texas Tech, 1961

## INDIVIDUAL SINGLE-GAME RECORDS

Points	56	Oscar Robertson v. Arkansas, 1958
FG	21	Oscar Robertson v. Arkansas, 1958
FGA	36	Oscar Robertson v. Arkansas, 1958
3-FG	6	Nick Van Exel v. N. Carolina, 1993
3-FGA	14	Nick Van Exel v. N. Carolina, 1993
FT	14	Oscar Robertson v. Arkansas, 1958
FTA	19	Oscar Robertson v. Louisville, 1959
Assists	9	Oscar Robertson v. California, 1959
		Damon Flint v. Butler, 1997
Rebounds	20	Mike Franklin v. Notre Dame, 1975

## CINCINNATI'S ALL-TIME RESULTS AT THE NCAA CHAMPIONSHIP

**2016 -- Final Record: 22-11 -- Seed: No. 9**

**Head Coach:** Mick Cronin

**Captain:** Farad Cobb, Octavius Ellis

**West Regional (Spokane, Wash.)**

M 18	Saint Joseph's	L	76-78
------	----------------	---	-------

**2015 -- Final Record: 23-11 -- Seed: No. 8**

**Head Coach:** Mick Cronin (led by Larry Davis)

**Captain:** Jermaine Sanders

**Midwest Regional (Louisville, Ky.)**

M 19	Purdue	W-ot	66-65
M 21	Kentucky	L	51-64

**2014 -- Final Record: 27-7 -- Seed: No. 5**

**Head Coach:** Mick Cronin

**Captains:** Justin Jackson, Sean Kilpatrick, Titus Rubles

**East Regional (Spokane, Wash.)**

M 20	Harvard	L	57-61
------	---------	---	-------

**2013 -- Final Record: 22-12 -- Seed: No. 10**

**Head Coach:** Mick Cronin

**Captains:** Cashmere Wright, JaQuon Parker

**Midwest Regional (Philadelphia, Pa.)**

M 22	Creighton	L	63-67
------	-----------	---	-------

**2012 -- Final Record: 26-11 -- Seed: No. 6**

**Head Coach:** Mick Cronin

**Captains:** Yancy Gates, Dion Dixon

**East Regional (Nashville, Tenn.)**

M 16	Texas	W	65-59
M 18	Florida State	W	62-56

**East Regional Semifinal (Boston, Mass.)**

M22	Ohio State	L	66-81
-----	------------	---	-------

**2011 -- Final Record: 26-9 -- Seed: No. 6**

**Head Coach:** Mick Cronin

**Captains:** Rashad Bishop, Larry Davis, Ibrahima Thomas,

Eddie Tyree, Darnell Wilks

**West Regional (Washington, D.C.)**

M 17	Missouri	W	78-63
M 19	Connecticut	L	58-69

**2005 -- Final Record: 25-8 -- Seed: No. 7**

**Head Coach:** Bob Huggins

**Captains:** Jason Maxiell, Nick Williams

**Austin Regional (Indianapolis, Ind.)**

M 17	Iowa	W	76-64
M 19	Kentucky	L	60-69

**2004 -- Final Record: 25-7 -- Seed: No. 4**

**Head Coach:** Bob Huggins

**Captains:** Jason Maxiell, Field Williams

**Atlanta Regional (Columbus, Ohio)**

M 19	East Tennessee St.	W	80-77
M 21	Illinois	L	68-92

**2003 -- Final Record: 17-12 -- Seed: No. 8**

**Head Coach:** Bob Huggins

**Captain:** Leonard Stokes

**West Regional (Salt Lake City, Utah)**

M 20	Gonzaga	L	69-74
------	---------	---	-------

**2002 -- Final Record: 31-4 -- Seed: No. 1**

**Head Coach:** Bob Huggins

**Captains:** Steve Logan, Immanuel McElroy

**West Regional (Pittsburgh, Pa.)**

M 15	Boston University	W	90-52
M 17	UCLA	L-2ot	101-105

**2001 -- Final Record: 25-10 -- Seed: No. 5**

**Head Coach:** Bob Huggins

**Captains:** Steve Logan, Kenny Satterfield

**West Regional (San Diego, Calif.)**

M 15	Brigham Young	W	84-59
M 17	Kent State	W	66-43

**West Regional Semifinals (Anaheim, Calif.)**

M 22	Stanford	L	65-78
------	----------	---	-------

**2000 -- Final Record: 29-4 -- Seed: No. 2**

**Head Coach:** Bob Huggins

**Captains:** Kenyon Martin, Pete Mickeal

**South Regional (Nashville, Tenn.)**

M 17	UNC Wilmington	W	64-47
M 19	Tulsa	L	61-69

**1999 -- Final Record: 27-6 -- Seed: No. 3**

**Head Coach:** Bob Huggins

**Captains:** Melvin Levett, Kenyon Martin

**East Regional (Boston, Mass.)**

M 12	George Mason	W	72-48
M 14	Temple	L	54-64

**1998 -- Final Record: 27-6 -- Seed: No. 2**

**Head Coach:** Bob Huggins

**Captains:** D'Juan Baker, Bobby Brannen

**West Regional (Boise, Idaho)**

M 12	Northern Arizona	W	65-62
M 14	West Virginia	L	74-75

**1997 -- Final Record: 26-8 -- Seed: No. 3**

**Head Coach:** Bob Huggins

**Captains:** Darnell Burton, Damon Flint, Danny Fortson

**Midwest Regional (Auburn Hills, Mich.)**

M 13	Butler	W	86-69
M 15	Iowa State	L	66-67

**1996 -- Final Record: 27-4 -- Seed: No. 2**

**Head Coach:** Bob Huggins

**Captain:** Keith Gregor

**Southeast Regional (Orlando, Fla.)**

M 15	UNC Greensboro	W	66-61
M 17	Temple	W	78-65

**Southeast Regional Finals (Lexington, Ky.)**

M 22	Georgia Tech	W	87-70
M 24	Mississippi State	L	63-73

**1995 -- Final Record: 23-11 -- Seed: No. 7**

**Head Coach:** Bob Huggins

**Captains:** Curtis Bostic, LaZelle Durden, Keith Gregor

**West Regional (Salt Lake City, Utah)**

M 16	Temple	W	77-71
M 18	Connecticut	L	91-96

**1994 -- Final Record: 22-10 -- Seed: No. 8**

**Head Coach:** Bob Huggins

**Captains:** Curtis Bostic, Keith Gregor

**West Regional (Ogden, Utah)**

M 17	Wisconsin	L	72-80
------	-----------	---	-------

**1993 -- Final Record: 27-5 -- Seed: No. 2**

**Head Coach:** Bob Huggins

**Captains:** Tarrance Gibson, Terry Nelson

**East Regional (Syracuse, N.Y.)**

M 19	Coppin State	W	93-66
M 21	New Mexico State	W	92-55

**East Regional Finals (East Rutherford, N.J.)**

M 26	Virginia	W	71-54
M 28	North Carolina	L-ot	68-75

**1992 -- Final Record: 29-5 -- Seed: No. 3**

**NCAA Final Four**

**Head Coach:** Bob Huggins

**Captains:** Anthony Buford, Herb Jones, Mike Reicheneker

**Midwest Regional (Dayton, Ohio)**

M 20	Delaware	W	85-47
M 22	Michigan State	W	77-65

**Midwest Regional Finals (Kansas City, Mo.)**

M 27	Texas-El Paso	W	69-67
M 29	Memphis State	W	88-57

**Final Four (Minneapolis, Minn.)**

A 4	Michigan	L	72-76
-----	----------	---	-------

**1977 -- Final Record: 25-5**

**Head Coach:** Gale Catlett

**Captain:** Gary Yoder

**Midwest Regional (Omaha, Neb.)**

M 12	Marquette	L	51-66
------	-----------	---	-------

**1976 -- Final Record: 25-6**

**Head Coach:** Gale Catlett

**Captains:** Mike Artis, Garry Kamstra, Hal Ward

**Midwest Regional (Lawrence, Kan.)**

M 13	Notre Dame	L	78-79
------	------------	---	-------

**1975 -- Final Record: 23-6**

**Head Coach:** Gale Catlett

**Captain:** Steve Collier

**Midwest Regional (Lubbock, Texas)**

M 15	Texas A&M	W	87-79
M 20	Louisville	L	63-78

**Midwest Regional Finals (Las Cruces, N.M.)**

M 22	Notre Dame	W	95-87
------	------------	---	-------

**1966 -- Final Record: 21-7**

**Head Coach:** Tay Baker

**Captain:** Don Rolfes

**Midwest Regional (Lubbock, Texas)**

M 11	Texas-El Paso	L-ot	76-78
M 12	So. Methodist	L	84-89

**1963 -- Final Record: 26-2**

**NCAA Runner-Up**

**Head Coach:** Ed Jucker

**Captain:** Tony Yates

**Midwest Regional (Lawrence, Kan.)**

M 15	Texas	W	73-68
M 16	Colorado	W	67-60

**Final Four (Louisville, Ky.)**

M 22	Oregon State	W	80-46
M 23	Loyola (IL)	L-ot	58-60

**1962 -- Final Record: 29-2**

**NCAA Champions**

**Head Coach:** Ed Jucker

**Captain:** Paul Hogue

**Midwest Regional (Manhattan, Kan.)**

M 16	Creighton	W	66-46
M 17	Colorado	W	73-46

**Final Four (Louisville, Ky.)**

M 23	UCLA	W	72-70
M 24	Ohio State	W	71-59

**1961 -- Final Record: 27-3**

**NCAA Champions**

**Head Coach:** Ed Jucker

**Captains:** Bob Weisenhahn, Carl Bouldin

**Midwest Regional (Lawrence, Kan.)**

M 17	Texas Tech	W	78-55
M 18	Kansas State	W	69-64

**Final Four (Kansas City, Mo.)**

M 24	Utah	W	82-67
M 25	Ohio State	W-ot	70-65

**1960 -- Final Record: 28-2**

**NCAA Final Four**

**Head Coach:** George Smith

**Captains:** Oscar Robertson, Ralph Davis

**Midwest Regional (Manhattan, Kan.)**

M 11	DePaul	W	99-59
M 12	Kansas	W	82-71

**Final Four (San Francisco, Calif.)**

M 18	California	L	69-77
M 19	New York U.	W	95-71

**1959 -- Final Record: 26-4**

**NCAA Final Four**

**Head Coach:** George Smith

**Captains:** Oscar Robertson, Mike Mendenhall

**Midwest Regional (Lawrence, Kan.)**

M 13	Texas Christian	W	77-73
M 14	Kansas State	W	85-75

**Final Four (Louisville, Ky.)**

M 20	California	L	58-64
M 21	Louisville	W	98-85

**1958 -- Final Record: 25-3**

**Head Coach:** George Smith

**Captains:** Connie Dierking, Wayne Stevens

**Midwest Regional (Lawrence, Kan.)**

M 14	Kansas State	L-ot	80-83
M 15	Arkansas	W	97-62



## AMERICAN CHAMPIONSHIP QUARTERFINAL ONE FOR THE AGES

- » **UConn 104, Cincinnati 97 (4 OVERTIMES [MARCH 11])**
- » **ORLANDO, Fla.-** Connecticut's Jalen Adams made a 70-foot shot just before time expired in tripled overtime before the Huskies outscored Cincinnati 16-9 in the fourth overtime to earn a 104-97 victory Friday at the Amway Center in quarterfinal action of the American Championship.
- » Cincinnati received a brilliant career-high 37-point performance by junior guard Troy Caupain.
- » It appeared that UC would prevail when Kevin Johnson accepted a pass from Octavius Ellis after Ellis had secured a rebound of Caupain's missed 3-pointer and buried a three with 0.8 seconds left. But UConn's Daniel Hamilton made the inbounds pass to Adams, who took two steps and then launched a shot that banked in to tie the score at 88-88.
- » It's the third straight year that UConn has eliminated UC from the league tournament.
- » In addition to his 37 points, Caupain pulled down 10 rebounds with five assists, three steals and one blocked shot with no turnovers in 56 minutes.
- » UC dominated early and led by 13 late in the first half. But the Huskies (22-10) controlled the second half and led by seven with 3:36 left only to see the Bearcats come back to tie on two Caupain free throws with 35 seconds remaining. Caupain drove the lane to try to win it at the end of regulation but his shot was no good, leaving the score at 62-62.
- » The first overtime ended at 67-67 after Ellis made two free throws with 1:14 left to tie the score. UConn's Sterling Gibbs missed a 3-pointer with three seconds left that could have won the game for the Huskies. The second overtime ended at 75-75 after Adams scored the tying points on a layup with six seconds left.
- » There were plenty of outstanding individual performances in a game loaded with big plays. Ellis and Gary Clark both produced double-doubles, Ellis with 13 points and 10 rebounds, Clark with 12 and 12. Hamilton scored 32 to lead UConn, with Adams scoring 22.

## NOTES FROM THE UCONN GAME

- » The marathon contest was tied for the second longest game in UC history. The Bearcats also played a four-overtime game on Jan. 31, 1981, losing to Memphis, 89-85, at Riverfront Coliseum, and played a seven-overtime game on Dec. 21, 1981, winning at Bradley, 75-73.
- » Troy Caupain was named to the 2016 American Championship All-Tournament team following the event.
- » Caupain's 37-point effort marked the most points scored by a Bearcat in a single game since Steve Logan poured in 41 points against Southern Mississippi on Feb. 15, 2002.
- » Caupain set the school record for most minutes played in a game without a turnover at 56.
- » Caupain's 56 minutes played were the sixth most in school history behind Bobby Austin (73 minutes), Dwight Jones (64), Michael Williams (63) and Junior Johnson (63), who played in Cincinnati's 75-73 seven-overtime win at Bradley. David Kennedy (60 minutes) played in UC's 99-85 four-overtime loss vs. Memphis.
- » It marked the first time Cincinnati has allowed as many as 100 points during the Mick Cronin coaching era (335 games). The Bearcats last allowed 100 or more points when they dropped a 105-101 decision to UCLA in the second round of the NCAA Tournament on March 17, 2002.

## CAUPAIN EARNS FIRST TEAM ALL-CONFERENCE ACCOLADES

- » Junior guard Troy Caupain received first team all-conference recognition from The American coaches, the league announced March 8.
- » The junior finished the season ranked among The American's leaders in assist-to-turnover ratio (second at 2.7), assists (third at 4.8), free throw percentage (eighth at .788), minutes played (seventh at 33.5) and scoring (13th at 13.0).
- » Caupain closed out the month of February averaging a team-high 15.1 points and 6.1 assists. He handed out 43 assists to only 13 turnovers while averaging 36.4 minutes.
- » Caupain scored in double figures in 21 of the last 30 games. He led the Bearcats in scoring in a team-high 15 games this season.
- » Troy Caupain's 4.8 assists per game was the highest by a Bearcat since Taron Barker (5.0 in 2002-03).
- » Caupain finished with 160 assists this season, the most by a Bearcat since Cashmere Wright dished out a Mick Cronin-era record 169 during the 2011-12 campaign. He committed more turnovers than handed out assists in only three games this season.
- » Caupain scored a career-high 37 points to go with 10 rebounds and five assists without a turnover in 56 minutes in UC's four-overtime 104-97 setback to UConn in the quarterfinals of the American Championship on March 11. For the effort, he was named to the league's all-tournament team.
- » Other offensive outbursts by Caupain include scoring 27 points on 9-of-14 shooting with four three-pointers, four assists and only one turnover in 38 minutes in a 65-56 win at East Carolina (2/27). He also produced 25 points on 9-of-16 shooting against Memphis (1/21). He went 4 of 4 from the free-throw line inside the final 1:08 of the game.
- » Caupain registered his first career double-double with a game-high 18 points with four threes and a career-best 10 assists against USF (2/4).
- » He has started 66 of 67 games since the beginning of his sophomore season (2014-15).
- » Troy Caupain also was named The American's Player of the Week on March 7 after averaging 16.5 points and 5.0 assists in two games during the week.
- » He scored a game-high 14 points with five rebounds and five assists in Cincinnati's 61-54 Senior Day win over No. 24 SMU on March 6. He tallied a game-high 19 points on 8-of-18 shooting with a trio of three-pointers to go with five assists in the Bearcats' 69-56 road loss at surging Houston on March 3.
- » It marked Caupain's first honor since he was named to the Barclays Center Classic All-Tournament Team and tabbed The American's Player of the Week (Nov. 30) after averaging a team-high 16.0 points with eight threes, four steals and seven assists with only two turnovers in 96 minutes of play in wins over Southeastern Louisiana (Nov. 24), Nebraska (Nov. 27) and George Washington (Nov. 28).

## CLARK TABBED LEAGUE'S DEFENSIVE PLAYER OF THE YEAR & SECOND TEAM ALL-CONFERENCE

- » Gary Clark earned defensive player of the year and second team all-conference honors from The American coaches, capping a standout regular season.
- » The sophomore finished the year ranked among the league leaders in six categories: offensive rebounds (second at 3.4),

rebounds (third at 8.8), blocks (sixth at 1.5), steals (tied for sixth at 1.2), field-goal percentage (eighth at .519) and scoring (29th at 10.4).

- » Nationally, Clark ranked 28th in offensive rebounds per game (3.4).
- » In February, Clark averaged 13.1 points, 10.0 rebounds and 2.0 blocks while shooting 47.9 percent (35 of 73) from the field with four double-doubles in seven games. He was named to The American's Weekly Honor Roll three times during the month.
- » Clark led UC in rebounding in 17 games. He corralled as many as 14 boards four times.
- » He has started all 67 games of his collegiate career.
- » **DOUBLE-DOUBLES:** He registered eight double-doubles on the season, posting 13 points and 14 rebounds against Morgan State (12/6), 13 points and 11 rebounds at then-No. 15 SMU (1/7), 12 points and 14 rebounds at Temple (1/16), 16 points and 13 rebounds against USF (2/4), 15 points and 14 rebounds at Memphis (2/6), 15 points and 12 rebounds against East Carolina (2/13), 13 points and 11 rebounds against UConn (2/20) and 12 points and 12 rebounds against UConn (3/11).

## ELLIS A STRONG PRESENCE INSIDE

- » Octavius Ellis finished the 2015-16 season ranked among the league leaders in blocks (fifth at 1.5), field goal percentage (sixth at .547), offensive rebounds (seventh at 2.8) and rebounds (ninth at 7.5).
- » In February, Ellis averaged 10.3 points and 9.4 rebounds while shooting 50.9 percent from the field (29 of 57). He posted three double-doubles, grabbed a team-high 26 offensive rebounds and registered 10 blocks.
- » **DOUBLE-DOUBLES:** Ellis had seven double-doubles on the season: vs. UConn in the league tournament (13 points/10 rebounds), at East Carolina (10 points/14 rebounds), East Carolina (16 points/11 rebounds), at UCF (10 points/14 rebounds), vs. Houston (13 points/13 rebounds), vs. Butler (16 points/12 rebounds) and vs. Western Carolina (17 points/10 rebounds).
- » **AWARDS:** Ellis was named to The American's Weekly Honor Roll four times this season: Nov. 16, Dec. 7, Jan. 18 and Feb. 15. Ellis also was named the MVP of the Barclays Center Classic after averaging 10.5 points and 8.0 rebounds in two games in Brooklyn.
- » Ellis did not start against Temple (12/29) - coaching decision - snapping a streak of 47 consecutive starts since returning to the Bearcats prior to last season. He responded with 12 points, seven rebounds off the bench against the Owls.

## EVANS STEPS FORWARD AS A FRESHMAN

- » Freshman Jacob Evans stepped forward as an important contributor for the Bearcats in 2015-16.
- » The newcomer started seven of Cincinnati's last 10 games, averaging 11.6 points (second most on the team) and 4.0 rebounds in 32.0 minutes with a team-high 22 three-pointers.
- » Evans scored a game-high 26 points on 10-of-20 shooting with five three-pointers and nine rebounds in 37 minutes against Saint Joseph's in the first round of the NCAA Tournament.
- » It marked the most points scored in a game by a Bearcat freshman since Sean Kilpatrick scored a season-high 26-points against Wright State (12/1/10).
- » He was named The American Rookie of the Week twice during the year: first on Feb. 29 after scoring 18 points on

7-of-12 shooting with four three-pointers to go with seven rebounds and two assists in 40 minutes of play at East Carolina (2/27). He also earned The American's Rookie of the Week on Dec. 28 after posting 14 points and five rebounds against then-No. 11 Iowa State on Dec. 22.

- » Evans saw his streak of consecutive made free throws end at 25 against USF (2/4) when he made 3 of 4 attempts from the line. His streak started against Arkansas-Pine Bluff (11/22). Prior to the USF contest, Evans hadn't attempted a free throw in the previous eight games.
- » Former Bearcat Steve Logan (32 in 2000-01) owns the school record for consecutive free throws made. Bobby Brannen (31 in 1997-98) and Gary Yoder (30 in 1976-77) rank second and third, respectively.
- » Evans' streak of 25 consecutive made free throws is the longest among active players ahead of Troy Caupain (23 in 2014-15) and Octavius Ellis (22 in 2014-15).

## NO LIMITS IN COBB CITY

- » Farad Cobb ended the year ranked among The American leaders in three categories: steals (third at 1.4), three-pointers made (fifth at 2.4) and three-point shooting percentage (seventh at .394).
- » Cobb finished second on the team in scoring at 10.7 points. He scored in double figures 19 times and tallied 20 or more points four times.
- » Cobb was named to The American's Weekly Honor Roll three times this season, mostly recently on Jan. 4.
- » The senior guard scored a season-high 21 points with five three-pointers on 8-of-14 shooting from the field with four rebounds and two assists against Tulsa (1/2).
- » Earlier in the season, Cobb posted back-to-back 20-point efforts against Bowling Green (Nov. 18) and Arkansas-Pine Bluff (Nov. 22). He became the first player to score 20 or more points in consecutive games since Sean Kilpatrick tallied more than 20 points in three consecutive games during his senior season of 2013-14.
- » Cobb had started 37 consecutive games dating back to Feb. 21, 2015 at Houston before missing two games due to injury. He returned to the starting lineup against No. 24 SMU (3/6).

## THOMAS' LONG TENURE AT CINCINNATI

- » Shaq Thomas completed his UC career ranked among the program leaders for games played despite sitting out five of the last 11 games of the season due to injury.
- » Thomas, who suffered a foot and ankle injury in the second half at UConn (1/28) and a groin injury against the Huskies (2/20) in Cincinnati, finished his career having seen action in 129 games as a Bearcat, tying for 11th most in program history.
- » Thomas was named to The American's Weekly Honor Roll (Jan. 25) after averaging a team-high 17.5 points while shooting 73.7 percent (14 of 19) from the field to go with 5.0 rebounds for the Bearcats.
- » Thomas paired together the most productive games of his career, posting a career high with 18 points on 8-of-11 shooting from the field while grabbing six rebounds in UC's 76-72 home win over Memphis (1/21). He poured in a team-high 17 points in 19 minutes, making 6 of 8 field goal attempts, including a pair of threes in the Bearcats' 97-75 home win over Tulane (1/24).
- » Thomas was enjoying his best season as a Bearcat prior to his injury. He finished the year averaging 6.1 points and 3.8 rebounds.
- » He started 80 of his 95 games played since the beginning

of the 2013-14 campaign.

- » As a redshirt senior, Thomas saw the Bearcats compete in five NCAA Tournaments (including the 2012 Sweet 16 [red-shirt season]) and win a share of the 2013-14 American regular-season championship. UC has won more than 90 games during his playing career.

## CAREER GAMES PLAYED

GMS	PLAYER	YEARS
140	Sean Kilpatrick	2011-2014
139	Cashmere Wright	2010-2013
137	Dion Dixon	2009-2012
136	Justin Jackson	2011-2014
135	Steve Logan	1999-2002
132	Larry Davis	2008-2011
	Yancy Gates	2008-2012
131	Keith Gregor	1993-1996
130	Darnell Burton	1994-1997
130	Jermaine Sanders	2012-2015
129	Bobby Brannen	1995-1998
	Leonard Stokes	2000-2003
	Jason Maxiell	2002-2005
	Deonta Vaughn	2007-2010
	<b>Shaq Thomas</b>	<b>2013-2016</b>

## CRONIN CLAIMS 200TH WIN AT CINCINNATI

- » Head coach Mick Cronin earned his 200th win at Cincinnati in a 97-75 home win over Tulane (1/24).
- » Following the game, he was presented the game ball by UC Director of Athletics Mike Bohn and former Bearcats great Kenyon Martin, who was visiting Cincinnati.
- » Now with 207 wins, he ranks second only to Bob Huggins (399) for most victories at Cincinnati.
- » Only one other active American Athletic Conference coach has 200 or more victories at his current institution. Temple's Fran Dunphy concluded the 2015-16 campaign with a 214-120 record in his 10th season with the Owls.
- » Cronin owns a 207-129 mark in 10 seasons at his alma mater and a 274-153 record in his 13th season overall as a head coach.
- » He also ranks as the winningest coach in the nation among active coaches his age (44) or younger and is listed among the top-10 most successful active coaches under the age of 50.

## MOST COACHING VICTORIES AT CINCINNATI

Name	Record (Years)
Bob Huggins	399-127 (1990-2005)
<b>Mick Cronin</b>	<b>207-129 (2007-Present)</b>
George Smith	154-56 (1953-1960)
Gale Catlett	126-44 (1973-1978)
Tay Baker	125-60 (1966-1972)

## ANOTHER 20-WIN SEASON

- » Cincinnati achieved its sixth consecutive 20-win season with a 65-60 home win against UConn (2/20).
- » The Bearcats were 26-9 in 2011; 26-11 in 2012; 22-12 in 2013, 27-7 in 2014 and 23-11 a year ago.
- » Cincinnati has won 20 or more games in 35 seasons during its history.
- » The last time the Bearcats won at least 20 games in six consecutive seasons came during the Bob Huggins era when Cincinnati won 20 or more games for 11 consecutive seasons (1992-2002).
- » Eight UC head coaches have recorded at least one 20-win season in school history. Mick Cronin joins Huggins as the

only UC coaches to string together at least six consecutive 20-win campaigns. George Smith (1958-60), Ed Jucker (1961-63) and Gale Catlett (1975-77) had as many as three consecutive.

## DOUBLING DOWN

- » Double-doubles were trending with the Bearcats during the year. Cincinnati registered at least one double-double in seven of the last 11 games and 17 times this season.
- » UC recorded three double-doubles in its four-overtime loss to UConn (3/11): Troy Caupain (37 points/10 rebounds), Octavius Ellis (13 points/10 rebounds) and Gary Clark (12 points/12 rebounds). It marked the first time three players achieved a double-double in the same game since Sean Kilpatrick, Justin Jackson and Jermaine Sanders vs. Chicago State (12/23/13).
- » The 17 double-doubles were the most by a Bearcats squad during the Cronin coaching era (Gary Clark 8, Octavius Ellis 7 and Troy Caupain 2). The previous high was 12 during 2011-12 (Yancy Gates 10, Sean Kilpatrick 1, Cashmere Wright 1).
- » Clark's eight double-doubles were the most in a season since Justin Jackson had eight during the 2013-14 campaign. Yancy Gates had a Cronin-era high 10 double-doubles during the 2011-12 season.
- » Gates leads all players during the Cronin era with 23 career double-doubles followed by Clark (11), Ellis (10), Jackson (8) and John Williamson (8).

## WHO CARES WHO GETS THE POINTS?

- » Cincinnati continued its balanced-attack on the offensive end again this season. Eight players averaged at least 6.1 points with three - Troy Caupain (13.0), Farad Cobb (10.7) and Gary Clark (10.4) - averaging double figures.
- » The Bearcats placed at least three players in double figures in 29 of 33 games this season. UC had at least four players in double figures in 12 games and placed a Cronin-era record eight players in double figures against Robert Morris (11/15).
- » For the second consecutive year, seven different players led the Bearcats in scoring in at least one game during the season.
- » The American recognized six different UC players for weekly awards this season.
- » All 11 players placed their names in the scoring column in two games this season - vs. Arkansas-Pine Bluff (11/22) and vs. Tulane (1/24).
- » Bearcat reserves combined to score 28 or more points in 12 games this season and outscored opponents' bench players in 19 of 33 games.
- » Eight Bearcats averaged at least 14.7 minutes.

## DEFENSIVE NUMBERS

- » The Bearcats featured one of the nation's best defenses, ranked 12th in scoring defense at 63.3 points per game.
- » The Bearcats also ranked nationally in total blocks (ninth at 182), blocks per game (fourth at 5.8), field goal percentage defense (13th at .393), turnover margin (30th at 2.6), offensive rebounds per game (20th at 13.4) and steals per game (28th at 7.8).
- » The Bearcats defense recorded eight or more blocks in six games during the year. UC also registered as many as 10 blocks three times: twice against UConn (1/28 and 3/11) and also against Butler (12/2).
- » Cincinnati averaged 7.8 steals per game this season, the

highest by a Bearcats squad since the 1995-96 squad averaged 8.39 steals.

- » The UC defense forced 15 or more turnovers 13 times during the season. UC registered 10 or more steals in 11 games during the year.
- » The Bearcats have held their opponents under 70 points in 61 of the last 71 games dating back to the 2013-14 season and in 118 of the last 135 contests (87.4 percent) since the start of the 2012-13 campaign.
- » The Bearcats have held their opponents under 50 percent shooting from the field in 159 of 172 games (92.4 percent) dating back to the start of the 2011-12 season.
- » UC has won 62 of its last 69 when scoring 60 or more.
- » UC's 19 steals against Arkansas-Pine Bluff tied for fourth most in school history.
- » Seven players recorded at least 20 steals on the season.

## DEFENSE WITHOUT FOULING

- » Cincinnati finished the season ranked ninth in the nation for fewest fouls per game at 15.6. The Bearcats ended the 2014-15 campaign ranked 12th in the nation at 14.9.
- » The Bearcats committed a season-low nine fouls at East Carolina (2/27).
- » Cincinnati was one of eight teams in the nation ranked among the top 25 in both scoring defense and fewest fouls per game.

### (FINAL NCAA STATISTICS)

Team	Scoring Defense (Rank)/Fouls Per Game (Rank)
St. Mary's (Calif.)	60.9 (5th)/15.4 (4th)
UNI	64.0 (19th)/15.6 (7th)
<b>Cincinnati</b>	<b>63.3 (12th)/15.6 (9th)</b>
SMU	63.4 (13th)/15.7 (10th)
New Mexico State	63.1 (10th)/15.7 (11th)
Stony Brook	64.1 (20th)/15.8 (12th)
Virginia	60.1 (2nd)/16.1 (15th)
Clemson	64.5 (23rd)/16.5 (22nd)

## BEARCATS ON THE RUN

- » Cincinnati strung together several impressive runs in nearly every game during the season:

### NOTABLE BEARCAT RUNS

OPPONENT	RUN	HALF
Western Carolina (11/13)	11-1	First
	11-2	Second
Robert Morris (11/15)	31-4	First
	30-4	Second
at Bowling Green (11/18)	26-4	Second
Arkansas-Pine Bluff (11/22)	21-2	First
SE Louisiana (11/24)	10-2	First
vs. Nebraska (11/28)	10-2	Second
vs. George Washington (11/29)	11-3	First
Butler (12/2)	10-2	First
Morgan State (12/6)	22-4	First
at Xavier (12/12)	10-0	Second
Norfolk State (12/15)	15-0	First
	14-0	Second
at VCU (12/19)	9-2	Second
Iowa State (12/22)	11-1	Second
Tulsa (1/2)	18-2	First
at USF (1/10)	19-6	Second
Houston (1/13)	12-0	First
	11-3	Second
Memphis (1/21)	10-0	First
Tulane (1/24)	16-0	First

	23-6	Second
at UConn (1/28)	9-0	Second
USF (2/4)	15-0	Second
	11-2	Second
at Memphis (2/6)	11-2	Second
	16-6	Second
at UCF (2/9)	16-5	Second
	18-3	Second
East Carolina (2/13)	10-1	Second
at Tulsa (2/18)	9-2	First
UConn (2/20)	14-4	First
	15-4	Second
at East Carolina (2/27)	20-5	First
at Houston (3/3)	9-2	First
SMU (3/6)	13-5	Second
Saint Joseph's (3/18)	14-4	First
	15-3	Second

## NEW-LOOK BLACK UNIFORMS

- » Cincinnati unveiled its new black Under Armour uniforms on Senior Day against SMU. The Bearcats also wore the uniforms against Saint Joseph's in the first round of the NCAA Tournament.
- » The new look features a triangle design detailed across the bottom of the jersey and on the shorts in a nod to the iconic triangular architecture of the Richard E. Lindner Athletic Center, home of UC Athletics (and located next to Fifth Third Arena). The waistband continues to feature a red and black proprietary stripe around the waistband, lower part of the shorts and back of the jersey collar.

## TIP INS

- » Gary Clark and Octavius Ellis finished as the only duo in The American to rank among the top 10 leaders in rebounds, blocks and field-goal percentage.
- » Cincinnati finished the season averaging 7.6 three-pointers per game, second in The American and the second most in school history behind the 1993-94 squad (7.9 threes). The Bearcats' .348 three-point shooting percentage this season ranked as the highest of the Cronin era and best since the 2004-05 (.349).
- » Cincinnati's 15.4 assists per game average was its highest since the 2003-04 campaign (16.2).
- » In eight of its 11 losses this season - Butler, Iowa State, Temple (twice) at SMU, at Tulsa, vs. UConn in the league tournament and Saint Joseph's in the NCAA Tournament - Cincinnati held the lead at some point within the last five minutes of the game or in overtime periods.
- » The Bearcats were out-rebounded by their opponents only four times during the season (Houston 40-38 on 1/13 and Memphis twice: 35-29 on 1/21 and 49-38 on 2/6 and at Tulsa 42-41 on 2/18). Cincinnati was 2-2 in those games.
- » Cincinnati legend and NBA great Oscar Robertson was honored at the SMU game on March 6. Robertson earned the NBA's Lifetime Achievement Award at a Feb. 14 banquet during the league's 2016 All-Star Weekend in Toronto.
- » Robertson played varsity basketball at UC from 1958 through 1960 and still ranks as the school's all-time leader in points (2,973), rebounds (1,338), field goals made (1,052) and free throws made (869). He was a three-year consensus All-American and three-time pick for National Player of the Year honors. Robertson helped UC to a 97-7 record and two NCAA Final Four appearances (1959 and 1960) during his college career.
- » The Bearcats handed out 20 or more assists seven times during the season: 32 vs. Robert Morris [11/15], 25 vs. Mor-

gan State [12/6], 20 vs. Norfolk State [12/15], 20 vs. Tulsa [1/2], 21 vs. Tulane [1/24], 21 vs. USF (2/4) and 21 vs. East Carolina [2/13]. Last season, UC posted 20 or more assists only once (vs. UCF, 2/25/15).

- » Cincinnati's 31-point win (88-57) over USF (2/4) tied for the Bearcats' largest margin of victory in an American Athletic Conference game. The Bearcats defeated Temple 84-53 at Fifth Third Arena on Jan. 17, 2015.
- » UC was ranked for six consecutive weeks from Nov. 23 through Dec. 28, climbing as high as No. 17 in both polls on Nov. 30. It marked the highest ranking in the AP poll since the of the 2013-14 campaign (ranked No. 13).
- » Cincinnati has been ranked in the AP poll at some point in five of the last six seasons, climbing as high as No. 7 during the 2013-14 campaign. The Bearcats were ranked for 13 weeks in both the AP and USA polls during the 2012-13 season - a Mick Cronin coaching-era high.
- » The Bearcats attempted a school-record 59 free throws against Arkansas-Pine Bluff (11/22) and made 41 free throws - one shy of matching the school mark. Both marks were conference records.

## FIFTH THIRD ADVANTAGE

- » Cincinnati is 47-7 at Fifth Third Arena since the start of the 2013-14 season. The Bearcats were 14-3 at home this season, 15-3 in 2014-15 and 18-1 in 2013-14.
- » The Bearcats are 24-3 at Fifth Third Arena in American Athletic Conference games.
- » UC is 368-79 (.823) all time in Fifth Third Arena, home of the Bearcats since the 1989-90 campaign. UC is 132-45 (.746) at the facility during the Mick Cronin coaching era.

## CUMBERLAND AND BROOKS

### SIGN WITH CINCINNATI

- » Guard Jarron Cumberland and center Nysier Brooks (nah-SEER) signed national letters of intent to attend the University of Cincinnati and play basketball for the Bearcats beginning with the 2016-17 season.
- » Cumberland, a 6-foot-5, 215-pound guard from Wilmington, Ohio, averaged 24.5 points, 7.5 rebounds and 3.3 assists as a junior at Wilmington High School last season. He helped lead the Hurricane to a 24-2 record while earning First Team Associated Press Division I All-Ohio accolades a year ago.
- » Cumberland has been evaluated as a four-star prospect and ranks among the top 100 players in the nation according to Rivals, ESPN, Scout and 247 Sports. He averaged 17.8 points, 5.4 rebounds, 2.0 assists and 1.8 steals during AAU action with King James (Ohio) this summer, later earning Third Team All-Peach Jam honors during Nike EYBL action.
- » "Jarron is a great young man from a wonderful family and is one of the best guards in the country," Cronin said. "He has size and skill, but what I love most about him is his toughness. He is a real competitor. We are very excited to sign the best player in Ohio, in my opinion. Jarron already bleeds Red and Black and our fans will love him."
- » Brooks, a 6-foot-10, 235-pound center from Philadelphia, Pennsylvania, posted double-double numbers at Life Center Academy (Burlington, New Jersey) last season, averaging 14 points and 12 rebounds to go along with four blocks. A three-star prospect according to all recruiting sites, Brooks is attending Advanced Prep International (API) in Dallas, Texas, during the 2015-16 academic year.
- » "Nysier is a special young man," Cronin said. "He has a maturity level that I've rarely seen in a high school player. He



plays to win first and is all about what's best for the team. He has great size and toughness and is a very important recruit for us considering that Coreontae (DeBerry) and Octavius (Ellis) graduate this year. Nysier is the perfect fit for our program and we are very excited he will be a Bearcat."

## BEARCAT POINTS OF PRIDE

- » Cincinnati is one of eight teams to make the NCAA tournament each of the past five seasons along with Duke, Gonzaga, Kansas, Michigan State, North Carolina, VCU and Wisconsin.
- » The Bearcats are one of only six teams to rank among the nation's top-25 leaders in scoring defense each of the previous three seasons.
- » The Bearcats made the program's 30th NCAA tournament appearance this season. Only 20 other teams in the nation own at least 30 trips to the Big Dance.
- » Cincinnati finished the season ranked 20th in the nation for most victories in program history with 1,727.
- » UC has won at least 22 games in each of the last six seasons, including a high mark of 27 victories during the 2013-14 season.
- » Mick Cronin ranks as the winningest coach in the nation among active coaches his age (44) or younger and is listed among the top-5 most successful coaches under the age of 50.

## CINCINNATI TRADITION - BY THE NUMBERS

- » 2 National Titles (1961, 1962)
- » 6 Final Fours (1959-63, 1992)
- » 8 Elite Eights (Last: 1996)
- » 10 Sweet Sixteens (Last: 2012)
- » 30 NCAA Tournament Appearances
- » 20 NCAA Tournament Appearances since 1992
- » 10 NIT Appearances
- » 28 Conference Regular-Season Titles (Last: 2014)
- » 10 Conference Tournament Titles (Last: 2004 [C-USA])
- » 1,727 all-time wins (20th most in nation)
- » 30 All-Americans (Last: Sean Kilpatrick [2014])
- » 77 All-Conference Selections
- » (Last: Troy Caupain & Gary Clark [2016])
- » 56 NBA Draft Picks (Last: Lance Stephenson [2010])
- » 49 members of 1,000-point club (T-9th most in nation)
- » 394 weeks ranked in AP Top 25 (12th most in nation)
- » 203 weeks ranked in AP Top 10
- » 45 weeks ranked No. 1
- » 2 Members of National Basketball Hall of Fame
- » Jack Twyman & Oscar Robertson
- » 2 Olympic Gold Medalists
- » Robertson (1960) & George Wilson (1964)

## SINCE THE START OF 2010-11

- » Following are some of the Bearcats' accomplishments since the start of 2010-11:
- » Compiled a 146-59 overall mark.
- » Registered six 20-win seasons and three years with at least 26 victories.
- » Participated in the NCAA Tournament each season and advanced to the NCAA Sweet 16 in 2012.
- » Won a share of the 2013-14 American Athletic Conference regular-season championship (with Louisville).
- » Appeared in the 2012 BIG EAST Championship title game.

-GoBearcats.com-



## FIFTH THIRD ARENA RENOVATION APPROVED

**CINCINNATI** - The University of Cincinnati Board of Trustees approved on Dec. 15 an \$87-million, privately funded renovation of Fifth Third Arena, home of the Bearcats men's and women's basketball and volleyball teams.

"It's a transformational day for UC Athletics and the University," Director of Athletics Mike Bohn said. "We are inspired by the passionate engagement from the Board of Trustees, campus leadership and key constituents who are making a bold commitment to our athletic program and the campus community."

"The cost of the project has grown due to complexities associated with renovating a 26-year-old building in line with our plan to construct a state-of-the-art arena that will be among the finest on-campus facilities in the nation."

Construction is scheduled to begin in April 2017 and be completed in fall 2018.

"Our entire University has grown and transformed into one of the best in the country over the past 15 years, both academically and aesthetically," Men's Basketball Head Coach Mick Cronin said. "This arena will be awesome. The planning has been meticulous and the first-class, new design is as good as I've seen across all of college basketball. This building is about our future and is a testament to the commitment our University and donors have toward our programs. Today is a great day if you love Bearcats Basketball."

The board previously approved \$2.2-million for the completion of the design development phase by Populous/Moody Nolan that resulted in the current detailed timeline.

Proposed improvements to the facility, built in 1989 and originally named the Myrl H. Shoemaker Center, include: the creation of a 360-degree seating bowl, new HD scoreboard, ribbon boards, sound system, an LED lighting system which will allow for enhanced gameday presentation, new restroom and concession facilities, a new upper-level concourse with its own fan amenities, expanded food and beverage options and a new main entrance and plaza with centralized ticketing and guest services. The renovated arena also will feature upgraded locker room spaces, expanded premium seating options, including a courtside club, arena club and concourse club as well as enclosed suites, loge seating, a new Bearcats Lounge and super suites.

"We have strong commitments through the silent giving phase, including long-term suite agreements," Bohn said. "We anticipate a continued high degree of interest from all levels of our loyal fan base."

Those interested in making a gift to the construction of the arena should contact the UCATS office at 513-556-0735.

Men's and women's basketball and volleyball home events will be conducted off campus during the 2017-18 season while construction is underway.





## THE CRONIN FILE

- » **Hometown:** Cincinnati, Ohio
- » **Alma Mater:** Cincinnati '97
- » **Family:** daughter, Samantha

## COACHING EXPERIENCE

- » **1998-2001:**  
Assistant Coach, Cincinnati
- » **2002-2003:**  
Associate Head Coach, Louisville
- » **2004-2006:**  
Head Coach, Murray State
- » **2007-Present:**  
Head Coach, Cincinnati

## AWARDS

- » 2014 American Athletic Conference Coach of the Year
- » 2014 NABC District 25 Coach of the Year
- » 2014 Finalist for USBWA Henry Iba Award
- » 2006 Ohio Valley Conference Coach of the Year

## NOTES & ACCOMPLISHMENTS

- » Cronin ranks as the nation's winningest college basketball coach age 44 or younger entering the 2015-16 campaign.
- » Cincinnati has compiled 146 wins since the start of 2010-11 season with five 20-win seasons, including three years with at least 26 victories.
- » The Bearcats are one of only eight programs in the nation to appear in six consecutive NCAA Tournaments.
- » Cincinnati has ranked among the nation's top 25 defenses each of the previous three seasons in scoring defense, field-goal percentage defense and blocks per game.
- » The Bearcats claimed the 2014 American Athletic Conference regular-season crown.
- » Murray State won the 2004 Ohio Valley Tournament crown and the 2006 OVC regular-season and tournament title.
- » Cronin has directed eight teams to the NCAA Tournament as a head coach and advanced 13 teams to the Big Dance as a head coach or assistant.

## CINCINNATI HEAD COACH MICK CRONIN

Adversity tends to bring out one's true colors – even with a college basketball program. And when Mick Cronin was forced to sit out most of the 2014-15 campaign for precautionary reasons due to a vascular condition known as arterial dissection, fans quickly learned the wherewithal of Cincinnati basketball.

A young team without any returning starters from the previous season overcame the loss of its head coach, won 23 games and managed to reach the NCAA tournament for a fifth consecutive year. But more importantly, the group's determination, toughness and togetherness illustrated the winning culture that has grown under Cronin's leadership.

Ever since Cronin was named head coach in March 2006, the Cincinnati native and UC alumnus has displayed a steadfast determination to return the Bearcats to national prominence. Facing a rebuilding job that started with a roster featuring only one returning letterman, Cronin's commitment never wavered. Even while competing within arguably the sport's toughest league ever organized – the old BIG EAST Conference.

Despite the surroundings, Cincinnati began the retooling process, becoming the only program from a major conference to improve its win total every season from 2007 to 2011, building from 11 wins in 2007 to 26 victories and a return to the NCAA tournament in 2011.

Now a fixture at the Big Dance, Cincinnati can include itself on an elite list of eight programs appearing in six consecutive NCAA Tournaments, along with Duke, Gonzaga, Kansas, Michigan State, North Carolina, VCU and Wisconsin.

### SIX CONSECUTIVE TRIPS TO THE NCAA TOURNAMENT

**2015-16:** Cincinnati enters the 2016 NCAA Tournament with a 22-10 record after tying for third in the American Athletic Conference with a 12-6 mark. The Bearcats have won nine of their last 13 games including a pair of wins over UConn and a home victory against then-No. 24 SMU on Senior Day. Junior Troy Caupain recently earned first team all-conference accolades while Gary Clark was tabbed the league's defensive player of the year and was a second team all-conference honoree.

**2014-15:** A young, inexperienced group of newcomers and role players overcame the loss of its head coach due to health reasons and banded together to register a 23-11 mark and advance to the program's first third-round NCAA tournament appearance since 2012. UC finished third in the conference but swept league-winner SMU and registered a victory at second-place Tulsa (in the only meeting between the schools) to secure the school's fifth consecutive NCAA tournament invite. The Bearcats outlasted Purdue 66-65 in overtime in the second round of the NCAA tournament before falling to previously unbeaten Kentucky, 64-51.

**2013-14:** Cincinnati won a share of the inaugural American Athletic Conference regular-season crown, the program's first conference title since 2003-04, behind the efforts of AP All-American Sean Kilpatrick and league defensive player of the year Justin Jackson. Kilpatrick led The American with 20.6 points per game and Cronin was named The American's Coach of the Year in leading UC to a 27-7 record – its most wins since 2001-02. The Bearcats strung together 15 consecutive wins, including their first 11 league games. UC was listed among the top 15 teams in the AP poll during each of the last eight weeks of the regular season, climbing as high as seventh.

**2012-13:** Senior Cashmere Wright fought through nagging injuries and, along with fellow senior JaQuon Parker and junior Sean Kilpatrick, helped lead the Bearcats to a 22-12 overall record and third consecutive NCAA tournament appearance. Wright finished his career as UC's all-time steals leader (198) and Cronin claimed his 200th career coaching win. The Bearcats ranked sixth nationally with 6.1 blocks per game.

**2011-12:** Cincinnati advanced to the NCAA Sweet 16, registered 26 wins for the second consecutive season and defeated a school record eight nationally ranked teams, including No. 2 Syracuse in the semifinals of the BIG EAST Championship. The Bearcats posted a school-record 12 wins in the BIG EAST en route to tying for fourth place in the league standings and finishing as runners up in the league tournament. Yancy Gates capped off his career as one of only six players in program history to compile more than 1,400 points and 900 rebounds. The Bearcats outlasted Texas and Florida State before falling to Ohio State in the NCAA tournament.

**2010-11:** Cincinnati won its first 15 games of the season and closed strong with five victories in its last six regular-season contests to secure its first NCAA tournament appearance since 2005. Yancy Gates led the Bearcats with 11.9 points and 6.9 rebounds and Sean Kilpatrick was named to the BIG EAST All-Rookie team. UC defeated Missouri 78-63 before falling to eventual national champion UConn 69-58 in the third round of the NCAA tournament. The Bearcats finished 26-9 overall.

Cronin has guided Cincinnati to 146 wins since the start of the 2010-11 season, highlighting one of the most successful periods in program history with six 20-win seasons, including three years with at least 26 victories.

Tenacious defense and continuous all-out effort reflect the Bearcats' standard. Cincinnati is one of only six programs in the nation to rank among the top 25 in scoring defense in each of the previous three seasons (entering 2015-16), joining Florida, Louisville, N.C. Central, Wofford and Wyoming. The Bearcats allowed only 55.8 points a game in 2014-15, the third fewest in school history (since 1960).

You can also find Cincinnati's name listed among the top 25 teams in field-goal percentage defense and blocks per game in each of the previous three seasons. The 2012-13 Bearcats squad set Cronin-era high marks, ranking 14th in shooting defense (.387) and sixth in blocks (6.1).

In 10 seasons at Cincinnati, Cronin has compiled a 207-129 mark and owns a 276-153 record in his 13th year overall as a college head coach.

### PRIOR TO CINCINNATI

Success seems to follow Cronin, who came to Cincinnati after serving three years as head coach at Murray State (2004-06). As mentor of the Racers, Cronin compiled a 69-24 overall record while earning a pair of NCAA tournament berths.

In his debut season as head coach, Cronin directed Murray State to a school-best 28-6 record, the Ohio Valley Conference Tournament championship and an NCAA tournament appearance. His 28 wins were the sixth most in NCAA history for a first-year head coach at the time. He earned OVC Coach of the Year honors two seasons later, guiding Murray State to another OVC regular-season title, league tournament crown and NCAA tournament appearance with a 24-6 mark in 2005-06.

Prior to Murray State, Cronin built a sterling reputation for his ability to evaluate and recruit top talent. In his stint at UC as an assistant coach for Bob Huggins from 1997-2001, Cronin recruited several top players, including NBA Draft selections Steve Logan (Golden State); DerMarr Johnson (Atlanta); Pete Mickeal (Dallas); Kenny Satterfield (Dallas); and Jason Maxiell (Detroit).

Following the 2000-01 season, Cronin became the associate head coach and recruiting coordinator at Louisville, under Rick Pitino. In his first year, Cronin helped attract a top-10 ranked recruiting class.

### COMMUNITY INVOLVEMENT

Cronin's passion for success on the court also carries over to the local community where he is committed to making a difference. He currently serves as a board member on the American Cancer Society's Coaches vs. Cancer of Southwest Ohio chapter.

He also assists with a major fundraising event – Soul of the City Soiree – for Our Daily Bread that has generated more than \$100,000 each of the past four years to assist the soup kitchen and community center in Cincinnati.

Cronin also annually speaks with the Young Executive Group of the Catholic Inner-City Schools Education (CISE) Fund. The group raises money from area corporations to help give children from low income urban settings the opportunity to attend Catholic schools.

During the 2013-14 season, Cronin also wrote a column in the Cincinnati Enquirer highlighting the dangers of texting while driving as part of the AT&T sponsored "It Can Wait" campaign. He spotlighted the campaign again during an on-campus awareness event in October 2014.

### PATH TO COACHING

Cronin has long held great pride in the Queen City, the University of Cincinnati and the sport of basketball. As a child growing up on the west side of town, he used to follow his father Harold "Hep" Cronin -- a highly successful local high school coach with more than 400 career wins -- around the gyms of Cincinnati. A product of LaSalle High School, Cronin had his playing career end sooner than expected due to a knee injury in high school.

That didn't stop his desire to find his place in basketball. While completing his undergraduate degree at UC, Cronin served as assistant varsity coach and head junior varsity coach at Woodward High School. He helped develop six players who went on to play Division I college basketball, including former Bearcat Damon Flint, who ranks among the top 25 scorers in program history.

Cronin made the jump from high school to college coaching during the 1996-97 season joining Huggins as video coordinator at UC. A year later, Cronin was elevated to an assistant coach for the Bearcats, setting the stage for his long tenure in college basketball.

Cronin resides in Cincinnati with his nine-year old daughter, Samantha.



## CRONIN'S YEARLY COACHING RECORD

SEASON	SCHOOL (CONF.)	POSITION	RECORD/CONF.	POSTSEASON (RECORD)
1996-97	Cincinnati (C-USA)	Video Coordinator		
1997-98	Cincinnati (C-USA)	Asst. Coach	27-6/14-2	NCAA West Regional (1-1)
1998-99	Cincinnati (C-USA)	Asst. Coach	27-6/12-4	NCAA East Regional (1-1)
1999-00	Cincinnati (C-USA)	Asst. Coach	29-4/16-0	NCAA South Regional (1-1)
2000-01	Cincinnati (C-USA)	Asst. Coach	25-10/11-5	NCAA West Regional Semis (2-1)
2001-02	Louisville (C-USA)	Assoc. Head Coach	19-13/8-8	NIT (1-1)
2002-03	Louisville (C-USA)	Assoc. Head Coach	25-7/11-5	NCAA East Reg. (1-1)
2003-04	Murray State (OVC)	Head Coach	28-6/14-2	NCAA Atlanta Reg. (0-1)
2004-05	Murray State (OVC)	Head Coach	17-11/11-5	---
2005-06	Murray State (OVC)	Head Coach	24-7/17-3	NCAA Washington Reg. (0-1)
<b>MURRAY STATE TOTALS</b>		<b>3 years</b>	<b>69-24/42-10</b>	<b>.742/.808</b>
2006-07	Cincinnati (BIG EAST)	Head Coach	11-19/2-14	---
2007-08	Cincinnati (BIG EAST)	Head Coach	13-19/8-10	Col. Basketball Invit. (0-1)
2008-09	Cincinnati (BIG EAST)	Head Coach	18-14/8-10	---
2009-10	Cincinnati (BIG EAST)	Head Coach	19-16/7-11	NIT (1-1)
2010-11	Cincinnati (BIG EAST)	Head Coach	26-9/11-7	NCAA Third Round (1-1)
2011-12	Cincinnati (BIG EAST)	Head Coach	26-11/12-6	NCAA East Regional Semis (2-1)
2012-13	Cincinnati (BIG EAST)	Head Coach	22-11/9-9	NCAA Second Round (0-1)
2013-14	Cincinnati (American)	Head Coach	27-7/15-3	NCAA Second Round (0-1)
2014-15	Cincinnati (American)	Head Coach	23-11/13-5	NCAA Third Round (1-1)
2015-16	Cincinnati (American)	Head Coach	22-11/12-6	NCAA West Region
<b>CINCINNATI TOTALS</b>		<b>10th year</b>	<b>207-129/97-81</b>	<b>.616/.545</b>
<b>HEAD COACHING TOTALS</b>		<b>13th year</b>	<b>276-153/140-91</b>	<b>.643/.606</b>

## CRONIN'S RECORD AGAINST ALL OPPONENTS

SCHOOL	W-L	SCHOOL	W-L	SCHOOL	W-L
Alabama	1-0	Lipscomb	1-0	<b>SE Louisiana</b>	<b>1-0</b>
Alabama State	1-0	Louisville	5-7	Southern Miss	1-0
Appalachian State	1-0	Marquette	3-4	South Carolina Upstate	1-0
Arkansas-Little Rock	1-0	Marshall	1-1	South Dakota	1-0
<b>Arkansas-Pine Bluff</b>	<b>3-0</b>	Maryland	1-0	St. Francis (Pa.)	2-0
Arkansas Tech	1-0	Maryland Eastern Shore	1-0	St. John's	5-6
Austin Peay	4-1	<b>Memphis</b>	<b>4-5</b>	<b>Saint Joseph's</b>	<b>0-0</b>
Belmont	0-1	Miami (Ohio)	5-0	St. Mary's (Calif.)	0-1
<b>Bowling Green</b>	<b>1-1</b>	Middle Tennessee	2-0	Stony Brook	1-0
Bradley	0-1	Mississippi State	1-0	Syracuse	2-6
<b>Butler</b>	<b>0-1</b>	Mississippi Valley State	1-0	Texas	1-0
Cal-State Bakersfield	1-0	Missouri	1-1	TCU	1-0
Cal-Davis	1-0	Morehead State	8-0	<b>Temple</b>	<b>4-3</b>
Campbell	2-0	<b>Morgan State</b>	<b>1-0</b>	Tennessee	0-1
Campbellsville	1-0	Mount St. Mary's	1-0	Tennessee State	5-1
Central Michigan	1-0	<b>Nebraska</b>	<b>2-1</b>	Tennessee Tech	3-2
Charleston Southern	1-0	New Mexico	0-2	Tennessee-Martin	9-0
Chicago State	3-0	<b>Norfolk State</b>	<b>1-0</b>	Texas A&M-CC	1-1
Cincinnati	0-1	North Carolina	0-1	Texas-San Antonio	2-0
Coastal Carolina	2-0	North Carolina A&T	1-0	Texas Southern	2-0
Creighton	0-1	North Carolina Central	2-0	Toledo	2-0
Dayton	1-1	NC State	3-1	<b>Tulane</b>	<b>2-1</b>
Delaware State	2-0	Northwestern State	1-0	<b>Tulsa</b>	<b>2-1</b>
DePaul	6-3	Notre Dame	3-7	UAB	1-4
<b>East Carolina</b>	<b>3-1</b>	Oakland	1-0	<b>UCF</b>	<b>5-0</b>
Eastern Illinois	6-1	Ohio	0-1	<b>UConn</b>	<b>8-13</b>
Eastern Kentucky	6-1	Ohio State	0-2	UMass Lowell	1-0
Fairfield	1-0	Oklahoma	2-0	UNLV	1-0
Florida A&M	1-0	Ole Miss	0-1	USC Upstate	2-0
Florida State	1-1	Oregon	1-0	<b>USF</b>	<b>10-4</b>
Georgetown	6-6	Pittsburgh	4-8	Utah Valley	1-0
Georgetown College	1-0	Prairie View A&M	1-0	Vanderbilt	1-0
<b>George Washington</b>	<b>1-0</b>	Presbyterian	0-1	Villanova	4-4
Georgia	1-0	Providence	4-5	<b>VCU</b>	<b>1-1</b>
Georgia Southern	1-0	Purdue	1-0	Wagner	2-0
Gonzaga	0-1	Radford	1-0	Weber State	1-0
Harvard	0-1	Rice	2-0	West Florida	1-0
High Point	1-0	<b>Robert Morris</b>	<b>1-0</b>	West Virginia	3-5
<b>Houston</b>	<b>5-1</b>	Rutgers	8-4	<b>Western Carolina</b>	<b>2-0</b>
Howard	1-0	<b>Saint Joseph's</b>	<b>0-1</b>	Western Illinois	1-0
Illinois	0-1	Samford	2-3	Western Kentucky	1-1
Illinois-Chicago	1-0	San Diego State	1-0	Winthrop	1-0
Illinois State	0-1	Savannah State	1-0	Wofford	0-1
<b>Iowa State</b>	<b>1-1</b>	Seton Hall	4-3	Wright State	3-0
IPFW	1-0	SIU-Edwardsville	2-0	<b>Xavier</b>	<b>3-7</b>
Jacksonville State	6-0	<b>SMU</b>	<b>4-2</b>		
Kennesaw State	1-0	SE Missouri State	5-2	<b>2015-16 opponents in boldface</b>	
Kentucky	0-1	Southern Illinois	1-2		

## CINCINNATI'S DEFENSIVE NUMBERS UNDER CRONIN

## CINCINNATI'S DEFENSIVE STATISTICS DURING THE MICK CRONIN ERA (10TH SEASON; 2007-PRESENT)

YEAR	UC RECORD	OPP FGM-FGA	OPP FG%	OPP 3FGM-3FGA	OPP 3FG%	OPP PPG	GAMES ALLOWED <70 PTS	GAMES ALLOWED <60 PTS	GAMES ALLOWED <50 PTS	GAMES ALLOWED <40% FG	GAMES ALLOWED <35% FG	FORCED TURNOVERS	UC BLOCKS	UC STEALS
2006-07	11-19	685-1539	.445	231-612	.377	67.7	14	8	2	8	4	451	58	230
2007-08	13-19	717-1669	.430	209-621	.337	67.8	18	7	2	8	3	380	73	169
2008-09	18-14	752-1802	.417	186-581	.320	66.3	19	10	3	13	7	406	103	183
2009-10	19-16	807-1954	.413	230-676	.340	66.5	23	12	1	13	5	423	107	199
2010-11	26-9	735-1790	.411	171-529	.323	(9th) 59.6	30	18	<b>7</b>	17	7	492	129	258
2011-12	26-11	849-2063	.412	207-641	.323	(40th) 61.5	29	15	4	16	7	<b>518</b>	(44th) 170	(43rd) <b>298</b>
2012-13	22-12	716-1851	(14th) <b>.387</b>	171-562	(34th) <b>.304</b>	(22nd) 59.0	30	18	3	16	9	452	(7th) <b>208</b>	240
2013-14	<b>27-7</b>	690-1745	(19th) .395	182-568	.320	(4th) 58.4	31	19	6	19	8	485	(20th) 188	(24th) 268
2014-15	23-11	700-1804	(15th) .388	192-601	.319	(6th) <b>55.8</b>	<b>33</b>	<b>22</b>	<b>7</b>	<b>21</b>	<b>11</b>	409	(11th) 185	222
2015-16	22-11	750-1907	(13th) .393	240-672	.357	(12th) 63.3	24	15	2	20	7	450	(9th) 192	(34th) 257

National ranking in parentheses; Cronin-era bests in **boldface**

### THE POLLS

#### ASSOCIATED PRESS POLL (Postseason)

Rk.	Team (First Place Votes)
1	Kansas (63)
2	Michigan State (2)
3	North Carolina
4	Virginia
5	Oregon
6	Villanova
7	Oklahoma
8	West Virginia
9	Xavier
10	Miami
10	Kentucky
12	Purdue
13	Utah
14	Indiana
15	Texas A&M
16	Louisville
17	Arizona
18	Maryland
19	Duke
20	Seton Hall
21	Baylor
22	Iowa State
23	California
24	SMU
25	Iowa

#### OTHERS RECEIVING VOTES:

Texas 69, Notre Dame 61, Saint Joseph's 60, Connecticut 34, Stephen F. Austin 12, Dayton 11, Wisconsin 9, Wichita St 9, Gonzaga 8, Arkansas-Little Rock 5, Providence 4, Valparaiso 3, Butler 3, **Cincinnati 3**, Yale 3, Monmouth 3, Saint Mary's 3, Stony Brook 2, Michigan 2, Akron 1, Northern Iowa 1.

#### USA TODAY COACHES POLL (Final)

Rk.	Team (First Place Votes)
1	Villanova (30)
2	North Carolina
3	Kansas
4	Oklahoma
5	Virginia
6	Oregon
7	Michigan State
8	Miami
9	Indiana
10	Syracuse
11	Xavier
12	Texas A&M
12	Maryland
14	West Virginia
15	Iowa State
16	Kentucky
17	Notre Dame
18	Duke
19	Purdue
20	Utah
21	Gonzaga
22	Arizona
23	Wisconsin
24	Baylor
25	Iowa

#### OTHERS RECEIVING VOTES:

Wichita St 67, Saint Joseph's 48, California 40, Seton Hall 36, Providence 33, Texas 27, Northern Iowa 18, Connecticut 14, George Washington 6, Butler 6, Stephen F. Austin 6, VCU 4, **Cincinnati 3**, Valparaiso 2, Saint Mary's 1, Arkansas-Little Rock 1, Hawaii 1, Yale 1.

### CINCINNATI'S WEEKLY RANKINGS

Associated Press	Week	USA Today
RV	Preseason	RV
RV	Nov. 16	RV
24	Nov. 23	24
17	Nov. 30	17
23	Dec. 7	22
23	Dec. 14	20
22	Dec. 21	21
22	Dec. 28	23
RV	Jan. 4	RV
--	Jan. 11	RV
--	Jan. 18	--
--	Jan. 25	--
--	Feb. 1	--
--	Feb. 8	--
RV	Feb. 15	--
RV	Feb. 22	--
RV	Feb. 29	--
RV	March 7	RV
RV	Postseason	RV
No final poll	Postseason (Final)	RV

### 2015-16 AMERICAN ATHLETIC CONFERENCE

#### 2015-16 AMERICAN CONFERENCE STANDINGS (FINAL)

Team	AAC	Pct.	Overall	Pct.
Temple	14-4	.778	21-12	.636
SMU	13-5	.722	25-5	.833
Houston	12-6	.667	22-10	.688
<b>Cincinnati</b>	<b>12-6</b>	<b>.667</b>	<b>22-11</b>	<b>.667</b>
Tulsa	12-6	.667	20-12	.625
UConn	11-7	.611	25-11	.694
Memphis	8-10	.444	19-15	.559
UCF	6-12	.333	12-18	.400
East Carolina	4-14	.222	12-20	.375
USF	4-14	.222	8-25	.242
Tulane	3-15	.167	12-22	.353

#### 2016 AMERICAN ATHLETIC CONFERENCE CHAMPIONSHIP

Amway Center • Orlando, Fla.

##### Thursday, March 10

No. 9 USF 71, No. 8 East Carolina 66

No. 10 Tulane 65, No. 7 UCF 63

##### Friday, March 11

No. 1 Temple 79, No. 9 USF 62

No. 5 UConn 104, No. 4 Cincinnati 97 (4OT)

No. 10 Tulane 72 vs. No. 2 Houston 69

No. 6 Memphis 89, No. 3 Tulsa 67

##### Saturday, March 12

No. 5 UConn 77, No. 1 Temple 62

No. 6 Memphis 74, No. 10 Tulane 54

##### Sunday, March 13

No. 5 UConn 72, No. 6 Memphis 58

#### NCAA TOURNAMENT

##### Wednesday, March 16

NCAA First Four (Dayton, Ohio)

No. 11 Michigan 67, No. 11 Tulsa 62

##### Thursday, March 17

NCAA First Round (South Region, Des Moines, Iowa)

No. 9 UConn 74, No. 8 Colorado 67

##### Friday, March 18

NCAA First Round (South Region, Brooklyn, N.Y.)

No. 7 Iowa 72, No. 10 Temple 70 (OT)

NCAA First Round (West Region, Spokane, Wash.)

No. 8 Saint Joseph's 78, No. 9 Cincinnati 76

##### Saturday, March 19

NCAA Second Round (South Region, Des Moines, Iowa)

No. 1 Kansas 73, No. 9 UConn 61

#### NATIONAL INVITATION TOURNAMENT (NIT)

##### Wednesday, March 16

Georgia Tech 81, Houston 62

#### CINCINNATI IN THE AMERICAN TEAM STATISTICS (FINAL)

##### CATEGORY [\*NATIONAL] LEAGUE RANK (STAT)

Scoring .....	5th (73.3)
Scoring Defense.....	[12th] 1st (63.3)
Scoring Margin .....	[26th] 2nd (+9.9)
Free Throw Pct. ....	4th (.705)
Field Goal Pct. ....	5th (.430)
Field Goal Pct. Defense.....	[13th] 2nd (.393)
3-Pt Field Goal Pct. ....	4th (.348)
3-Pt Field Goal Pct. Defense.....	10th (.357)
Rebounding Offense.....	3rd (39.1)
Rebounding Defense .....	2nd (34.4)
Rebounding Margin .....	2nd (+4.7)
Blocked Shots.....	[4th] 1st (5.8)
Assists .....	2nd (15.4)
Steals .....	[28th] 1st (7.8)
Turnover Margin.....	[30th] 2nd (+2.64)
Assist-to-Turnover Ratio .....	[31st] 3rd (1.4)
Offensive Rebounds.....	[20th] 1st (13.4)
Defensive Rebounds.....	7th (25.7)
3-Pt Field Goals Made.....	2nd (7.6)

#### INDIVIDUAL STATISTICS (FINAL)

##### PLAYER [\*NATIONAL] LEAGUE RANK (STAT)

<b>Scoring</b>	
Troy Caupain .....	13th (13.0)
Farad Cobb.....	27th (10.7)
Gary Clark .....	29th (10.4)

##### Rebounding

Gary Clark .....	3rd (8.8)
Octavius Ellis .....	9th (7.5)

##### Field Goal Shooting Percentage

Octavius Ellis .....	6th (.547)
Gary Clark .....	8th (.519)

##### Assists

Troy Caupain .....	3rd (4.8)
--------------------	-----------

##### Free Throw Percentage

Troy Caupain .....	8th (.788)
--------------------	------------

##### Steals

Farad Cobb.....	3rd (1.4)
Gary Clark .....	T-6th (1.2)
Troy Caupain .....	14th (1.1)

##### Three-Point Shooting Percentage

Farad Cobb.....	7th (.394)
-----------------	------------

##### Three-Pointers Made

Farad Cobb.....	5th (2.4)
-----------------	-----------

##### Blocked Shots

Octavius Ellis .....	5th (1.5)
Gary Clark .....	6th (1.5)
Coreontae DeBerry.....	10th (1.0)

##### Assist-Turnover Ratio

Troy Caupain .....	[49th] 2nd (2.7)
--------------------	------------------

##### Offensive Rebounds

Gary Clark .....	[28th] 2nd (3.4)
Octavius Ellis .....	7th (2.8)

##### Defensive Rebounds

Gary Clark .....	4th (5.4)
Octavius Ellis .....	13th (4.7)

##### Minutes Played

Troy Caupain .....	7th (33.5)
--------------------	------------

*\*National rankings (final)*



# 2015-16 CINCINNATI BASKETBALL • SEASON RECAP

## CINCINNATI'S RECORD WHEN

	06-07	07-08	08-09	09-10	10-11	11-12	12-13	13-14	14-15	15-16	TOTAL
Home games	10-8	10-7	13-5	13-5	15-3	14-4	13-5	18-1	15-3	14-3	133-44
Away games	0-9	3-11	4-7	2-9	7-4	7-5	5-5	7-3	6-5	6-6	47-64
Neutral site games	1-2	0-1	1-2	4-2	4-2	5-2	4-2	2-3	2-3	2-2	25-21
Conference games	2-14	8-10	8-10	7-11	11-7	12-6	9-9	15-3	13-5	12-6	97-81
vs. Top 25 teams	0-4	2-5	1-7	3-6	3-7	8-4	2-8	4-2	2-1	1-3	26-47
Overtime games	2-0	1-1	2-1	0-3	1-0	1-2	2-1	0-0	2-1	0-3	11-12
Lead at halftime	6-1	10-3	11-3	13-4	25-0	18-3	15-3	23-1	17-3	19-5	256-26
Trail at halftime	4-17	3-15	6-11	4-11	0-9	7-8	7-9	1-6	5-8	1-6	38-100
Tied at halftime	1-1	0-1	1-0	2-1	1-0	1-0	0-0	3-0	1-0	2-0	12-3
Lead with 10:00 remaining	10-1	9-1	14-1	13-3	26-0	18-4	19-1	23-1	20-3	22-3	228-18
Trail with 10:00 remaining	1-18	1-18	3-13	6-11	0-9	7-7	3-9	3-6	3-8	0-7	27-106
Tied with 10:00 remaining	0-0	3-0	1-0	0-2	0-0	1-0	0-2	1-0	0-0	0-1	6-5
Lead with 5:00 remaining	9-3	11-1	17-1	18-2	25-0	19-4	19-2	26-0	24-1	19-4	187-18
Trail with 5:00 remaining	0-16	2-17	1-13	0-13	0-9	5-7	2-9	1-7	0-8	1-6	12-105
Tied with 5:00 remaining	2-0	0-1	0-0	1-1	1-0	2-0	1-1	0-0	0-2	1-1	8-6
Lead with 2:00 remaining	10-2	11-1	16-0	18-2	25-1	23-2	19-2	25-1	23-1	19-3	190-15
Trail with 2:00 remaining	0-17	1-17	2-14	1-14	0-8	3-9	1-10	2-6	1-9	2-7	13-111
Tied with 2:00 remaining	1-0	1-1	0-0	0-0	1-0	0-0	2-0	0-0	0-1	0-1	5-3
Shoot better from the field	8-2	8-3	13-1	15-4	22-0	16-2	15-1	21-0	21-3	16-5	155-21
Shoot worse from the field	3-17	5-16	5-13	4-12	4-9	8-9	4-11	6-7	2-8	6-6	47-108
Shoot 50% or better	0-2	0-0	4-1	8-1	7-0	6-0	4-0	3-0	9-1	4-2	45-7
Shoot below 50%	11-17	13-19	14-13	11-15	16-8	20-11	18-12	24-7	14-9	16-9	157-120
Opp. shoots 50% or better	1-9	0-6	0-6	0-2	2-4	1-2	0-1	1-3	0-2	2-3	7-38
Opp. shoots below 50%	10-10	13-13	18-8	19-14	22-5	24-9	22-11	25-4	22-9	19-7	194-90
Opp. shoots below 40%	7-1	6-1	9-3	10-3	17-0	15-1	16-1	17-1	16-5	17-2	130-18
Make 7 or fewer 3-pointers	10-12	8-12	7-11	13-12	21-6	12-9	12-9	22-7	20-11	9-5	133-94
Make 8 or more 3-pointers	1-7	5-7	11-3	6-4	6-4	14-2	10-3	5-0	3-0	13-6	74-36
Shoot more FTs than opp.	7-3	6-3	12-1	11-2	22-2	16-4	16-3	20-2	20-6	14-3	144-29
Out-rebound the opponent	9-5	10-11	13-4	17-8	24-3	10-4	17-8	19-4	18-8	18-7	164-62
Opponent out-rebounds UC	2-14	3-7	2-9	2-8	2-5	13-6	3-4	8-2	3-3	3-2	41-60
Same number of rebounds	0-0	0-1	3-1	0-0	0-1	3-1	2-0	0-1	1-1	1-2	10-8
Commit fewer turnovers	7-11	4-5	9-3	7-6	16-6	22-5	14-4	16-4	13-3	17-2	125-49
Commit the same or more TOs	4-8	9-14	9-11	12-10	9-2	4-3	8-7	11-3	10-8	3-10	79-74
Commit 12 or fewer turnovers	7-9	4-7	5-4	5-5	10-5	17-7	8-8	20-4	13-5	14-6	103-60
Outscore opponents' bench	6-8	8-6	15-9	19-11	24-7	13-3	11-6	17-1	14-7	15-6	142-64
1-3 point games	1-4	5-5	2-0	4-5	2-1	5-4	2-3	4-2	1-4	2-6	38-34
4-5 point games	0-1	2-1	2-1	3-2	0-2	6-0	2-2	4-1	2-1	4-1	25-12
6-10 point games	5-2	2-6	5-6	4-4	7-2	5-3	7-4	2-2	8-1	3-3	48-33
11-19 point games	4-10	3-5	4-4	4-4	8-5	4-2	6-2	9-1	7-4	6-1	55-38
20-plus point games	1-2	1-2	5-3	4-1	9-1	7-1	5-1	8-1	5-1	7-0	52-13
Score 59 or fewer points	0-9	3-7	1-6	0-7	3-8	3-7	1-9	2-7	6-11	2-4	21-73
Score 60-69 points	6-7	8-7	4-6	9-4	9-1	7-4	9-3	11-0	9-0	8-2	79-34
Score 70 or more points	5-3	2-5	13-2	10-5	14-0	16-2	12-0	14-0	8-0	12-5	106-22
Hold opp. to 50 or fewer points	3-0	3-0	4-0	1-0	7-0	3-2	4-0	7-0	9-2	4-0	45-4
Hold opp. to 51-60 points	3-4	5-1	6-2	9-2	12-1	12-3	12-4	11-3	10-3	12-1	93-24
Hold opp. to 61-70 points	3-2	5-5	5-3	7-4	5-5	10-1	4-7	7-3	4-5	3-5	53-41
Opp. scores 70-plus points	2-13	0-13	3-9	2-10	2-3	1-5	2-1	2-1	0-1	2-4	16-60
November	5-1	4-2	5-1	4-1	5-0	4-2	6-0	6-0	5-1	7-0	51-8
December	4-3	1-5	5-2	5-2	9-0	6-1	7-1	5-2	4-2	3-4	49-22
January	1-7	5-4	4-4	5-4	4-4	5-4	4-3	9-0	6-2	6-2	49-34
February	1-7	3-3	4-3	2-5	4-3	6-2	2-5	4-2	5-4	5-2	36-36
March	0-1	0-5	0-4	3-4	4-2	5-2	2-3	3-3	3-2	1-3	21-29
Monday	0-0	1-0	3-2	2-2	2-0	2-1	2-2	1-0	0-0	0-0	13-7
Tuesday	0-2	1-1	1-2	4-2	3-0	2-0	4-0	6-0	5-1	3-2	29-10
Wednesday	4-5	4-5	4-1	7-3	9-1	7-0	3-1	2-0	5-1	2-1	47-18
Thursday	0-1	0-2	3-0	1-2	3-1	3-1	1-3	5-1	3-1	3-3	22-15
Friday	1-0	1-1	0-1	0-0	1-0	4-1	1-2	2-1	2-1	2-2	14-9
Saturday	5-7	6-5	6-5	5-3	8-4	5-7	10-2	8-5	5-6	6-3	63-53
Sunday	1-4	0-5	1-3	0-4	0-3	3-1	2-1	2-0	3-1	6-0	18-22

## BEARCATS STARTING LINEUPS

OPPONENT	UC STARTERS
<i>Grand Valley State (EXH.)</i>	<i>Caupain, Cobb, Thomas, Clark Ellis</i>
<i>Bellarmine (EXH.)</i>	<i>Caupain, Cobb, Thomas, Clark Ellis</i>
Western Carolina	Caupain, Cobb, Thomas, Clark Ellis
Robert Morris	Caupain, Cobb, Thomas, Clark Ellis
at Bowling Green	Caupain, Cobb, Thomas, Clark Ellis
Arkansas-Pine Bluff	Caupain, Cobb, Thomas, Clark Ellis
SE Louisiana	Caupain, Cobb, Thomas, Clark Ellis
vs. Nebraska	Caupain, Cobb, Thomas, Clark Ellis
vs. George Washington	Caupain, Cobb, Thomas, Clark Ellis
Butler	Caupain, Cobb, Thomas, Clark Ellis
Morgan State	Caupain, Cobb, Thomas, Clark Ellis
at Xavier	Caupain, Cobb, Thomas, Clark Ellis
Norfolk State	Caupain, Cobb, Thomas, Clark Ellis
at VCU	Caupain, Cobb, Thomas, Clark Ellis
Iowa State	Caupain, Cobb, Thomas, Clark Ellis
Temple	Caupain, Cobb, Evans, Clark, DeBerry
Tulsa	Caupain, Cobb, Thomas, Clark, Ellis
at SMU	Caupain, Cobb, Thomas, Clark, Ellis
at USF	Caupain, Cobb, Thomas, Clark, Ellis
Houston	Caupain, Cobb, Thomas, Clark, Ellis
at Temple	Caupain, Cobb, Thomas, Clark, Ellis
Memphis	Caupain, Cobb, Thomas, Clark, Ellis
Tulane	Caupain, Cobb, Thomas, Clark, Ellis
at UConn	Caupain, Cobb, Thomas, Clark, Ellis
USF	Caupain, Cobb, Thomas, Clark, Ellis
at Memphis	Caupain, Cobb, Thomas, Clark, Ellis
at UCF	Caupain, Cobb, Evans, Clark, Ellis
East Carolina	Caupain, Cobb, Evans, Clark, Ellis
at Tulsa	Caupain, Cobb, Thomas, Clark, Ellis
UConn	Caupain, Cobb, Thomas, Clark, Ellis
at East Carolina	Caupain, Johnson, Evans, Clark, Ellis
at Houston	Caupain, Johnson, Evans, Clark, Ellis
SMU	Caupain, Cobb, Evans, Ellis, DeBerry
vs. UConn	Caupain, Cobb, Evans, Clark, Ellis
vs. Saint Joseph's	Caupain, Cobb, Evans, Clark, Ellis

## RECORD BY STARTING LINEUPS

UC STARTERS	RECORD
Caupain, Cobb, Thomas, Clark, Ellis	18-7
Caupain, Cobb, Evans, Clark, DeBerry	0-1
Caupain, Cobb, Evans, Clark, Ellis	2-2
Caupain, Johnson, Evans, Clark, Ellis	1-1
Caupain, Cobb, Evans, Ellis, DeBerry	1-0

## SPECIALTY STATISTICS

OPPONENT	RESULT	IN PAINT	OFF TO	2ND CHANCE	FAST BREAK	BENCH
Western Carolina		26	16	10	4	26
at Cincinnati	W, 97-72	54	21	20	15	34
Robert Morris		14	10	4	10	21
at Cincinnati	W, 106-44	52	36	13	22	57
at Bowling Green		14	7	2	8	19
Cincinnati	W, 83-50	28	22	10	11	35
Arkansas-Pine Bluff		24	9	10	8	30
at Cincinnati	W-99-50	30	44	21	17	45
Southeastern Louisiana		18	16	8	0	10
at Cincinnati	W, 64-49	22	20	11	9	27
Nebraska		26	14	6	6	11
vs. Cincinnati	W, 65-61	26	9	22	2	14
George Washington		16	15	8	2	8
vs. Cincinnati	W, 61-56	24	3	12	0	17
Butler		30	16	5	4	21
at Cincinnati	L, 76-78	30	5	7	4	28
Morgan State		28	14	17	9	16
at Cincinnati	W, 87-66	50	23	26	11	29
at Xavier		34	19	14	11	17
Cincinnati	L, 55-65	24	11	8	4	10
Norfolk State		22	10	4	13	32
at Cincinnati	W, 75-59	24	18	23	2	17
at VCU		22	15	9	2	7
Cincinnati	W, 69-63	16	12	11	4	18
Iowa State		28	12	26	12	12
at Cincinnati	L, 79-81	34	3	22	0	28
Temple		22	9	19	2	24
at Cincinnati	L, 70-77	30	12	16	12	25
Tulsa		24	14	14	12	7
at Cincinnati	W, 76-57	20	16	19	9	30
at SMU		24	11	12	2	8
Cincinnati	L, 57-59	28	13	16	0	13
at USF		28	6	3	4	14
Cincinnati	W, 54-51	18	21	15	2	12
Houston		16	9	14	14	28
at Cincinnati	W, 70-59	30	18	17	0	28
at Temple		26	17	13	8	23
Cincinnati	L, 65-67 (2 OT)	36	8	16	4	16
Memphis		24	10	7	9	45
at Cincinnati	W, 76-72	38	16	9	6	13
Tulane		20	7	12	2	26
at Cincinnati	W, 97-75	40	27	14	14	31
at UConn		32	9	5	11	14
Cincinnati	W, 58-57	24	12	11	6	12
USF		26	5	12	2	8
at Cincinnati	W, 88-57	34	29	11	20	33
at Memphis		26	12	10	7	17
Cincinnati	L, 59-63	28	9	8	7	14
at UCF		8	13	4	0	3
Cincinnati	W, 69-51	24	9	10	3	23
East Carolina		22	14	7	10	22
at Cincinnati	W, 75-60	38	11	14	4	19
at Tulsa		36	10	8	2	12
Cincinnati	L, 68-70 (OT)	24	5	9	4	15
UConn		16	8	10	7	35
at Cincinnati	W, 65-60	26	8	11	7	29
at East Carolina		14	0	9	2	0
Cincinnati	W, 65-56	26	12	12	7	4
at Houston		28	15	13	4	29
Cincinnati	L, 56-69	12	6	13	0	3
SMU		36	17	13	6	9
at Cincinnati	W, 61-54	26	6	15	8	14
UConn		46	10	16	4	32
vs Cincinnati	L, 97-104 (4 OT)	36	18	23	9	17
Saint Joseph's		24	13	18	2	15
vs Cincinnati	L, 76-78	22	2	12	2	26
<b>Cincinnati Totals</b>		<b>974</b>	<b>492</b>	<b>477</b>	<b>222</b>	<b>736</b>
<b>Average</b>		<b>29.5</b>	<b>14.9</b>	<b>14.5</b>	<b>6.7</b>	<b>22.3</b>
<b>Opponents Totals</b>		<b>800</b>	<b>367</b>	<b>342</b>	<b>194</b>	<b>601</b>
<b>Average</b>		<b>24.2</b>	<b>11.1</b>	<b>10.4</b>	<b>5.9</b>	<b>18.2</b>

## OVERTIME RECORDS

UC'S OVERALL RECORD	54-55
1 OT Games	45-44
2 OT Games	8-8
3 OT Games	0-1
4 OT Games	0-2
7 OT Games	1-0

## RECORDS IN OVERTIME GAMES

Home	26-17	.605
Schmidlapp Gym	3-4	.429
Schmidt Fieldhouse	0-1	.000
Music Hall	0-1	.000
Armory Fieldhouse	5-4	.556
Cincinnati Gardens	3-2	.600
U.S. Bank Arena	3-1	.750
Fifth Third Arena	13-4	.765
Away	16-30	.348
Neutral	11-8	.579

**Current Streak:** Lost 3

**Longest Winning Streak:** 5 (Tay Baker - 1966-67)

**Longest Losing Streak:** 4 (Bob Ruess, 1943 - John Weithe, 1950)

- On Dec. 21, 1981 Cincinnati and Bradley played an NCAA-record 7-overtime game which UC won, 75-73.
- Cincinnati has been involved in two of the five NCAA tournament championship games to go into overtime. The Bearcats defeated Ohio State, 70-65, in 1961, but lost to Loyola (Ill.), 60-58, in 1963.
- In 1966-67, Cincinnati played six overtime games, winning five.

## UC COACHES IN OVERTIME GAMES

COACH (YEARS)	NO.	RECORD	PCT.
Bob Huggins (1989-2005)	25	14-11	.560
<b>Mick Cronin (2006-pres.)</b>	<b>23</b>	<b>11-12</b>	<b>.478</b>
Tay Baker (1965-72)	9	7-2	.778
Ed Jucker (1960-65)	9	4-5	.444
Ed Badger (1978-83)	8	3-5	.375
Tony Yates (1983-89)	7	2-5	.286
John Wiethe (1946-52)	5	1-4	.200
George Smith (1952-60)	4	3-1	.750
Gale Catlett (1972-78)	4	2-2	.500
Frank Rice (1928-32)	4	1-3	.250
Boyd Chambers (1918-28)	3	3-0	1.000
Clark Ballard (1939-42)	2	2-0	1.000
Andy Kennedy (2005-06)	2	1-1	.250
Tay Brown (1933-37)	2	0-2	.000
John Halliday (1932-33)	1	0-1	.000
Bob Ruess (1942-44)	1	0-1	.000
Walter Van Winkle (1937-39)	0	—	—
Ray Farnham (1944-46)	0	—	—

## OVERTIME GAMES IN MICK CRONIN ERA

1/20/07	W	UC 96, West Virginia 83	1	SC
2/28/07	W	UC 70, Seton Hall 67	1	SC
2/9/08	W	UC 72, Rutgers 68	1	SC
3/2/08	L	Providence 81, UC 79	1	A
12/20/08	W	UC 85, Eastern Kentucky 77	1	SC
2/7/09	W	UC 64, Georgetown 62	1	SC
3/7/09	L	Seton Hall 67, UC 63	1	SC
11/25/09	L	Gonzaga 61, UC 59	1	N
12/13/09	L	Xavier 83, UC 79	2	A
2/21/10	L	Marquette 79, UC 76	1	SC
2/19/11	W	UC 93, Providence 81	1	A
11/25/11	L	Marshall 73, UC 69	1	SC
1/21/12	L	West Virginia 77, UC 74	1	A
3/8/12	W	UC 72, Georgetown 70	2	N
1/19/13	W	UC 71, Marquette 69	1	SC
2/21/13	L	UConn 73, UC 66	1	A
3/9/13	W	UC 61, USF 53	1	SC
12/13/14	L	Nebraska 56, UC 55	2	A
12/17/14	W	UC 71, San Diego State 62	1	SC
3/19/15	W	UC 66, Purdue 65	1	N
1/16/16	L	Temple 67, UC 65	2	A
2/18/16	L	Tulsa 70, UC 68	1	A
3/11/16	L	UConn 104, UC 97	4	N

## THE LAST TIME...

## TEAM

## 100 Points by a Team

By UC	106 vs. Robert Morris, 11/15/15
By Opponent	104 by UConn (40T), 3/11/16

## 90-99 Points by a Team

By UC	97 vs. UConn (40T), 3/11/16
By Opponent	95 at Marquette, 2/11/12

## 30-plus Point Win

By UC	31 vs. USF, 2/4/16
By Opponent	38 (89-51) vs. Notre Dame, 3/10/11

## 60 Percent Shooting by a Team

By UC	.610 vs. Western Carolina, 11/13/15
By Opponent	.674 vs. Pittsburgh, 2/14/09

## 50 Percent Shooting by a Team

By UC	.509 vs. Saint Joseph's, 3/18/16
By Opponent	.500 vs. USF, 2/4/16

## Cincinnati Played a Ranked Opponent

UC Win	61-54 vs. No. 24/-- SMU, 3/6/16
UC Loss	59-57 at No. 15 SMU, 1/7/16

## Single Overtime Game

UC Win	66-65 (OT) vs. Purdue, 3/19/15
UC Loss	104-97 (4OT) vs. UConn, 3/11/16

## Double Overtime Game

UC Win	72-70 (2OT) vs. Georgetown, 3/8/12
UC Loss	104-97 (4OT) vs. UConn, 3/11/16

## Triple Overtime Game

UC Win	75-73 (7OT*) vs. Bradley, 12/21/81
UC Loss	104-97 (4OT) vs. UConn, 3/11/16

\* - NCAA record.

## INDIVIDUAL

## 40 Points by a Player

By UC	41, Steve Logan vs. Southern Mississippi, 2/15/02
By Opponent	41, Dell Curry, Virginia Tech, 1985-86

## 30 Points by a Player

By UC	37, Troy Caupain vs. UConn, 3/11/16
By Opponent	32, Daniel Hamilton, vs. UConn, 3/11/16

## 20 Rebounds by a Player

By UC	20, Cedric McGowan vs. DePaul, 1/4/06
By Opponent	four times

## 15 Rebounds by a Player

By UC	16, Gary Clark vs. East Carolina, 1/6/15
By Opponent	15, Greg Monroe, vs. Georgetown, 3/6/10

## Two Players with 20 or More Points in Same Game

By UC	Sean Kilpatrick (34), Titus Rubles (24) vs. No. 20 Memphis, 3/6/14
By Opponent	Daniel Hamilton (32), Jalen Adams (22) vs. UConn, 3/11/16

## Three Players with 10 or More Rebounds in Same Game

By UC	Gary Clark (12), Octavius Ellis (10) & Troy Caupain (10) vs. UConn, 3/11/16
-------	--

## Two Players with 10 or More Rebounds in Same Game

By UC	Gary Clark (11), Octavius Ellis (11) vs. SMU, 3/6/16
By Opponent	Ben Moore (10), Jordan Tolbert (13) vs. SMU, 3/6/16

## 10 Assists by a Player

By UC	10, Troy Caupain, vs. USF, 2/4/16
By Opponent	10, Chris Howard, at USF, 2/14/09

## Five Steals by a Player

By UC	5, Troy Caupain, at UCF, 2/9/16
By Opponent	5, Antonio Robinson, at East Carolina, 2/1/15

## Five Blocked Shots by a Player

By UC	6, Octavius Ellis at UConn, 1/10/15
By Opponent	5, Amida Brimah, vs. UConn, 3/11/16

## Double-Double by a UC Player

UC Win	Gary Clark (13 pts., 11 rebs.) vs. UConn, 2/20/16
UC Loss	Gary Clark (15 pts., 14 rebs.) at Memphis, 2/6/16

## Double-Doubles by Two UC Players

By UC	Octavius Ellis (16 pts, 11 rebs) and Gary Clark (15 pts, 12 rebs) vs. East Carolina, 2/13/16
-------	--

## Double-Doubles by Three UC Players

By UC	Troy Caupain (37 pts, 10 rebs), Octavius Ellis (13 pts, 10 rebs) & Gary Clark (12 pts, 12 rebs) vs. UConn, 3/11/16
-------	--

## Triple-Double by a UC Player

By UC	Eric Hicks (22 pts., 12 rebs., 10 blks.) vs. Marquette, 1/7/06
-------	---

## UC Player Led Team in Points, Rebounds &amp; Assists

By UC	Sean Kilpatrick (26 pts., 12 rebs., 6 asst.) vs. SMU, 1/1/13
-------	---

## A Player Won a Game in the Final Seconds

By UC	Titus Rubles putback with 4 seconds left UC defeats Pittsburgh 44-43, 12/17/13
By Opponent	Roosevelt Jones layup with :00.1 left Butler defeats UC 78-76, 12/2/15

## Four Players Scored in Double Figures

By UC	Kevin Johnson (13), Farad Cobb (12), Gary Clark (11), Octavius Ellis (10) at UCF (2/9/16)
-------	---

## Five Players Scored in Double Figures

By UC	Troy Caupain (37), Farad Cobb (14), Octavius Ellis (13), Gary Clark (12), Coreontae DeBerry (10) vs. UConn, 3/11/16
-------	---

## Six Players Scored in Double Figures

By UC	Troy Caupain (18), Gary Clark (16), Jacob Evans (11) Coreontae DeBerry (11), Octavius Ellis (10), Farad Cobb (10) vs. USF, 2/4/16
-------	---

## Seven Players Scored in Double Figures

By UC	Sean Kilpatrick (21), Justin Jackson (19), Jermaine Sanders (14), Shaquille Thomas (14), Ge'Lawn Guyn (10), Troy Caupain (10) & Kevin Johnson (10) vs. Chicago State, 12/23/13
-------	---

## Eight Players Scored in Double Figures

By UC	Farad Cobb (15), Shaq Thomas (14), Kevin Johnson (14), Coreontae DeBerry (12), Justin Jenifer (11), Quadri Moore (10), Jacob Evans (10), Octavius Ellis (10) vs. Robert Morris, 11/15/15
-------	---

## CRONIN ERA BESTS

## Most Points Scored

106 (W, 106-44)	vs. Robert Morris	11/15/15
102 (W, 102-60)	vs. Miss. Valley St.	11/13/12
102 (W, 102-62)	vs. Chicago State	12/23/13
101 (W, 101-53)	vs. Ark.-Pine Bluff	12/21/11
101 (W, 101-70)	vs. Radford	12/17/11

## Most Points Scored (Half)

60 (W, 99-50)	vs. Arkansas-Pine Bluff	(2nd) 11/22/15
59 (W, 97-84)	vs. No. 20 Memphis	(2nd) 3/6/14
59 (W, 102-60)	vs. Miss. Valley St.	(2nd) 11/13/12

## Highest FG Percentage

.647 (33-51)	vs. UCF	2/25/15
.632 (36-57)	vs. Campbell	11/20/13
.628 (27-43)	vs. St. John's	2/11/09
.610 (36-59)	vs. Western Carolina	11/13/15
.603 (38-63)	vs. Radford	12/17/11

## Highest 3-Pt. Percentage

.643 (9-14)	vs. Temple	1/17/14
.636 (7-11)	vs. Stony Brook	12/2/14
.600 (6-10)	vs. St. John's	2/11/09
.583 (7-12)	at No. 23/23 SMU	2/5/15
.583 (7-12)	at Georgetown	1/27/07
.583 (14-24)	vs. Central Michigan	11/25/06

## Most Rebounds

69	vs. Chicago State	12/23/13
56	at Temple (20T)	1/16/16
56	vs. North Carolina A&T	11/18/12
54	vs. UConn (40T)	3/11/16

## Most Assists

32	vs. Robert Morris	11/15/15
27	vs. Toledo	11/18/09
25	vs. Chicago State	12/23/13
25	vs. Morgan State	12/6/15

## Most Blocked Shots

12	vs. Wagner	12/23/14
12	vs. Marquette	1/19/13
12	at DePaul	1/15/13
12	vs. North Carolina A&T	11/18/12
10	vs. UConn (40T)	3/11/16
10	vs. Butler	12/2/15
10	at UConn	1/10/15
10	vs. Memphis	1/4/14
10	vs. Chicago State	12/23/13
10	vs. Wright State	12/22/12
10	vs. UT Martin	11/11/12
10	vs. Chicago State	12/23/11
10	vs. Alabama State	11/13/11
10	vs. Western Illinois	11/22/08

## Most Steals

23	vs. Ark.-Little Rock	12/6/12
19	vs. Ark.-Pine Bluff	11/22/15
18	vs. Robert Morris	11/15/15
16	vs. Ark.-Pine Bluff	12/21/11

## Most Forced Turnovers

32	vs. Ark.-Little Rock	12/6/12
32	vs. North Carolina State	12/23/06
30	vs. Ark.-Pine Bluff	11/22/15
29	vs. Robert Morris	11/15/15
29	vs. Ark.-Pine Bluff	12/21/11

## Fewest Points Allowed

34	vs. Dayton	11/27/10
37	vs. Saint Francis (Pa.)	11/14/14
39	vs. Howard	11/10/06
	at West Virginia	1/30/08
	vs. North Carolina A&T	11/18/12

## Fewest Points Allowed (Half)

13	vs. Marquette	1/19/13
14	vs. Alabama State	(1st) 11/13/11

## Lowest FG Percentage Allowed

.152 (10-66)	vs. North Carolina A&T	11/18/12
.200 (12-60)	vs. Dayton	11/27/10
.200 (10-50)	at West Virginia	1/30/08

## Lowest 3-Pt. FG Percentage Allowed

.000 (0-10)	at No. 24/22 Pittsburgh	12/31/12
.000 (0-4)	vs. Texas Southern	11/18/08
.045 (1-22)	at West Virginia	1/30/08
.063 (1-16)	vs. Providence	3/13/13
.091 (1-11)	vs. USF	2/2/14

## Biggest Win

62 (106-44)	vs. Robert Morris	11/15/15
54 (93-39)	vs. North Carolina A&T	11/18/12





0

**QUADRI MOORE**  
F • 6-8 • 220 • SO-1L  
LINDEN, N.J.



1

**JACOB EVANS III**  
G/F • 6-6 • 210 • FR-HS  
BATON ROUGE, LA.




2

**OCTAVIUS ELLIS**  
F • 6-10 • 235 • SR-1L  
MEMPHIS, TENN.



3

**JUSTIN JENIFER**  
G • 5-10 • 175 • FR-HS  
BALTIMORE, MD.



10

**TROY CAUPAIN**  
G • 6-4 • 205 • JR-2L  
MIDLOTHIAN, VA.



11

**GARY CLARK**  
F » 6-8 » 235 » SO-1L  
CLAYTON, N.C.



13

**TRE SCOTT**  
F • 6-8 • 225 • FR-HS  
DARIEN, GA.




21

**FARAD COBB**  
G • 6-1 • 170 • SR-1L  
WEST PALM BEACH, FLA.



22

**COREONTAE DEBERRY**  
F • 6-9 • 265 • SR-1L  
HOLLAND, MICH.




24

**SHAQ THOMAS**  
F • 6-7 • 210 • R-SR-3L  
PATERSON, N.J.



25

**KEVIN JOHNSON**  
G • 6-3 • 180 • JR-2L  
CINCINNATI, OHIO



32

**KYLE WASHINGTON**  
F • 6-9 • 240 • JR-TR  
CHAMPLIN, MINN.



45

**ZACK TOBLER**  
F • 6-5 • 240 • JR-2L  
FORT MITCHELL, KY.



**MICK CRONIN**  
HEAD COACH



**LARRY DAVIS**  
ASSOCIATE HEAD COACH



**DARREN SAVINO**  
ASSISTANT COACH



**ANTWON JACKSON**  
ASSISTANT COACH

## CINCINNATI PLAYER SEASON &amp; CAREER HIGHS

## #0 - QUADRI MOORE

2015-16 SEASON		CAREER
10, 2x (last vs. Ark.-Pine Bluff, 11/22/15)	Pts	10, 3x (last vs. Ark.-Pine Bluff, 11/22/15)
7 vs. Robert Morris, 11/15/15	FG Atts	8 vs. Saint Francis, 11/14/14
5 vs. Robert Morris, 11/15/15	FG Made	5 vs. Robert Morris, 11/15/15
3 vs. Tulsa, 1/2/16	3PT-FG Atts	3, 2x (last vs. Tulsa, 1/2/16)
2 vs. Tulsa, 1/2/16	3PT-FG Made	2, 2x (last vs. Tulsa, 1/2/16)
8 vs. Ark.-Pine Bluff, 11/22/15	FT Atts	8 vs. Ark.-Pine Bluff, 11/22/15
6 vs. Ark.-Pine Bluff, 11/22/15	FT Made	6, 2x (last vs. Ark.-Pine Bluff, 11/22/15)
8 vs. Ark.-Pine Bluff, 11/22/15	Rebs	8 vs. Ark.-Pine Bluff, 11/22/15
1, 2x (last vs. Morgan State, 12/6/15)	Assts	2 vs. Stony Brook, 12/2/14
3 vs. Ark.-Pine Bluff, 11/22/15	Stls	3 vs. Ark.-Pine Bluff, 11/22/15
1, 2x (last vs. Tulane, 1/24/16)	Blks	2 vs. Wagner, 12/23/14
18 at SMU, 1/7/16	Mins	18, 2x (last at SMU, 1/7/16)

## #1 - JACOB EVANS III

2015-16 SEASON		CAREER
26 vs. Saint Joseph's, 3/18/16	Pts	26 vs. Saint Joseph's, 3/18/16
20 vs. Saint Joseph's, 3/18/16	FG Atts	20 vs. Saint Joseph's, 3/18/16
10 vs. Saint Joseph's, 3/18/16	FG Made	10 vs. Saint Joseph's, 3/18/16
10 vs. Butler, 12/2/15	3PT-FG Atts	10 vs. Butler, 12/2/15
5 vs. Saint Joseph's, 3/18/16	3PT-FG Made	5 vs. Saint Joseph's, 3/18/16
6, 3x (last at Memphis, 2/6/16)	FT Atts	6, 3x (last at Memphis, 2/6/16)
6 vs. Norfolk State, 12/15/15	FT Made	6 vs. Norfolk State, 12/15/15
9 vs. Saint Joseph's, 3/18/16	Rebs	9 vs. Saint Joseph's, 3/18/16
4, 4x (last at Tulsa, 1/18/16)	Assts	4, 4x (last at Tulsa, 1/18/16)
3 vs. Robert Morris, 11/15/15	Stls	3 vs. Robert Morris, 11/15/15
3, 2x (last at UConn, 1/18/16)	Blks	3, 2x (last at UConn, 1/18/16)
40, 2x (last at Houston, 3/3/16)	Mins	40, 2x (last at Houston, 3/3/16)

## #2 - OCTAVIUS ELLIS

2015-16 SEASON		CAREER
17 vs. Western Carolina, 11/13/15	Pts	20 vs. UCF, 2/25/15
12 vs. Butler, 12/2/15	FG Atts	12, 2x (last 12 vs. Butler, 12/2/15)
8 vs. Western Carolina, 11/13/15	FG Made	8 vs. Western Carolina, 11/13/15
0	3PT-FG Atts	1 vs. USF, 2/7/15
0	3PT-FG Made	0
14 vs. Ark.-Pine Bluff, 11/22/15	FT Atts	14 vs. Ark.-Pine Bluff, 11/22/15
8, 2x (last vs. Butler, 12/2/15)	FT Made	10, vs. Morehead State, 11/19/14
14, 2x (last at East Carolina, 2/27/16)	Rebs	14, 2x (last at East Carolina, 2/27/16)
5 vs. Norfolk State, 12/15/15	Assts	5 vs. Norfolk State, 12/15/15
4 vs. Western Carolina, 11/13/15	Stls	4 vs. Western Carolina, 11/13/15
3, 7x (last vs. UConn, 3/11/16)	Blks	6 at UConn, 1/10/15
45 vs. UConn, 3/11/16	Mins	45 vs. UConn, 3/11/16

## #3 - JUSTIN JENIFER

2015-16 SEASON		CAREER
11 vs. Robert Morris, 11/15/15	Pts	11 vs. Robert Morris, 11/15/15
6, 4x (last vs. Tulane, 1/24/16)	FG Atts	6, 4x (last vs. Tulane, 1/24/16)
3, 3x (last vs. Ark.-Pine Bluff, 11/22/15)	FG Made	3, 3x (last vs. Ark.-Pine Bluff, 11/22/15)
4, 2x (last vs. Tulane, 1/24/16)	3PT-FG Atts	4, 2x (last vs. Tulane, 1/24/16)
2 vs. Ark.-Pine Bluff, 11/22/15	3PT-FG Made	2 vs. Ark.-Pine Bluff, 11/22/15
6 vs. Robert Morris, 11/15/15	FT Atts	6 vs. Robert Morris, 11/15/15
6 vs. Robert Morris, 11/15/15	FT Made	6 vs. Robert Morris, 11/15/15
3 vs. Western Carolina, 11/13/15	Rebs	3 vs. Western Carolina, 11/13/15
9 vs. Robert Morris, 11/15/15	Assts	9 vs. Robert Morris, 11/15/15
3, 2x (last vs. USF, 2/4/16)	Stls	3, 2x (last vs. USF, 2/4/16)
0	Blks	0
19, 2x (last vs. Ark.-Pine Bluff, 11/22/15)	Mins	19, 2x (last vs. Ark.-Pine Bluff, 11/22/15)

## #10 - TROY CAUPAIN

2015-16 SEASON		CAREER
37 vs. UConn, 3/11/16	Pts	37 vs. UConn, 3/11/16
30 vs. UConn, 3/11/16	FG Atts	30 vs. UConn, 3/11/16
11 vs. UConn, 3/11/16	FG Made	11 vs. UConn, 3/11/16
9, 2x (last vs. UConn, 3/11/16)	3PT-FG Atts	9, 2x (last vs. UConn, 3/11/16)
4, 5x (last vs. UConn, 3/11/16)	3PT-FG Made	4, 5x (last vs. UConn, 3/11/16)
12 vs. UConn, 3/11/16	FT Atts	12 vs. UConn, 3/11/16
11 vs. UConn, 3/11/16	FT Made	11 vs. UConn, 3/11/16
10 vs. UConn, 3/11/16	Rebs	10 vs. UConn, 3/11/16
10 vs. USF, 2/4/16	Assts	10 vs. USF, 2/4/16
5 at UCF, 2/9/16	Stls	5, 2x (last at UCF, 2/9/16)
2 vs. USF, 2/4/16	Blks	2, 2x (last vs. USF, 2/4/16)
56 vs. UConn, 3/11/16	Mins	56 vs. UConn, 3/11/16

## #11 - GARY CLARK

2015-16 SEASON		CAREER
21 vs. Western Carolina, 11/13/15	Pts	21 vs. Western Carolina, 11/13/15
14 at Tulsa, 2/18/16	FG Atts	14 at Tulsa, 2/18/16
9, 2x (last vs. Norfolk State, 12/15/15)	FG Made	9, 2x (last vs. Norfolk State, 12/15/15)
4 at Tulsa, 2/18/16	3PT-FG Atts	4 at Tulsa, 2/18/16
2, 2x (last at Tulsa, 2/18/16)	3PT-FG Made	2, 2x (last at Tulsa, 2/18/16)
8, 4x (last vs. UConn, 3/11/16)	FT Atts	8, 4x (last vs. UConn, 3/11/16)
7, 2x (last vs. SMU, 3/6/16)	FT Made	7, 2x (last vs. SMU, 3/6/16)
14, 4x (last at Memphis, 2/6/16)	Rebs	16 vs. East Carolina, 1/6/15
6 vs. Houston, 1/13/16	Assts	6 vs. Houston, 1/13/16
5 at SMU, 1/7/16	Stls	5 at SMU, 1/7/16
4, 4x (last at UCF, 2/9/16)	Blks	4, 6x (last at UCF, 2/9/16)
48 vs. UConn, 3/11/16	Mins	48 vs. UConn, 3/11/16

## #13 - TRE SCOTT

2015-16 Season		Career
0	Pts	0
0	FG Atts	0
0	FG Made	0
0	3PT-FG Atts	0
0	3PT-FG Made	0
0	FT Atts	0
0	FT Made	0
0	Rebs	0
0	Assts	0
0	Stls	0
0	Blks	0
0	Mins	0

## #21 - FARAD COBB

2015-16 SEASON		CAREER
21 vs. Tulsa (1/2/16)	Pts	24 vs. Morehead State, 11/19/14
14, 5x (last vs. USF, 2/4/16)	FG Atts	14, 6x (last vs. USF, 2/4/16)
8 vs. Tulsa (1/2/16)	FG Made	9 at Tulsa, 3/4/15
11 at Bowling Green, 11/18/15	3PT-FG Atts	11 at Bowling Green, 11/18/15
6, 2x (last at SMU, 1/7/16)	3PT-FG Made	7 vs. Kansas (at Chattanooga), 11/15/12
4 at VCU, 12/19/15	FT Atts	6 vs. Memphis, 3/8/15
4 at VCU, 12/19/15	FT Made	6 vs. Memphis, 3/8/15
6, 2x (last vs. UConn, 3/11/16)	Rebs	7 vs. Tulane, 2/14/15
4 vs. Memphis, 1/21/16	Assts	4, 3x (last vs. Memphis, 1/21/16)
4, 2x (last at SMU, 1/7/16)	Stls	5 at Houston, 2/21/15
1 vs. Western Carolina, 11/13/15	Blks	1, 5x (last vs. Western Carolina, 11/13/15)
51 vs. UConn, 3/11/16	Mins	51 vs. UConn, 3/11/16

## #22 - COREONTAE DEBERRY

2015-16 SEASON		CAREER
18, vs. Saint Joseph's, 3/18/16	Pts	18, vs. Saint Joseph's, 3/18/16
9 vs. Robert Morris, 11/15/15	FG Atts	9, 2x (last vs. Robert Morris, 11/15/15)
6, vs. Saint Joseph's, 3/18/16	FG Made	6, vs. Saint Joseph's, 3/18/16
0	3PT-FG Atts	0
0	3PT-FG Made	0
9 vs. Ark.-Pine Bluff, 11/22/15	FT Atts	9 vs. Ark.-Pine Bluff, 11/22/15
6, vs. Saint Joseph's, 3/18/16	FT Made	6, vs. Saint Joseph's, 3/18/16
12 at Bowling Green, 11/18/15	Rebs	12 at Bowling Green, 11/18/15
1, 6x (last at Tulsa, 2/18/16)	Assts	1, 8x (last at Tulsa, 2/18/16)
3 vs. Ark.-Pine Bluff, 11/22/15	Stls	3 vs. Ark.-Pine Bluff, 11/22/15
4, 2x (last vs. Saint Joseph's, 3/18/16)	Blks	4, 2x (last vs. Saint Joseph's, 3/18/16)
23, 2x (last vs. Saint Joseph's, 3/18/16)	Mins	26, vs. Purdue, 3/19/15

## #24 - SHAQ THOMAS

2015-16 SEASON		CAREER
18 vs. Memphis, 1/21/16	Pts	18, 2x (last vs. Memphis, 1/21/16)
11, 2x (last vs. Memphis, 1/21/16)	FG Atts	11, 3x (last vs. Memphis, 1/21/16)
8 vs. Memphis, 1/21/16	FG Made	8 vs. Memphis, 1/21/16
4, 2x (last vs. Temple, 12/29/15)	3PT-FG Atts	4, 2x (last vs. Temple, 12/29/15)
2, 3x (last vs. Tulane, 1/24/16)	3PT-FG Made	2, 3x (last vs. Tulane, 1/24/16)
7 vs. Western Carolina, 11/13/15	FT Atts	8, 2x (last at Houston, 2/21/15)
4, 3x (last at USF, 1/10/16)	FT Made	7, at Houston, 2/21/15
9 vs. Morgan State, 12/6/15	Rebs	9, 2x (last vs. Morgan State, 12/6/15)
4 vs. Morgan State, 12/6/15	Assts	5, 2x (last vs. UCF, 1/23/14)
5 vs. Robert Morris, 11/15/15	Stls	5 vs. Robert Morris, 11/15/15
2, 4x (last vs. Memphis, 1/21/16)	Blks	2, 7x (last vs. Memphis, 1/21/16)
33 at Xavier, 12/12/15	Mins	38 at Houston, 2/21/15

## #25 - KEVIN JOHNSON

2015-16 SEASON		CAREER
15 vs. Houston, 1/13/16	Pts	15, 2x (last vs. Houston, 1/13/16)
14 vs. Robert Morris, 11/15/15	FG Atts	14 vs. Robert Morris, 11/15/15
5, 3x (last vs. East Carolina, 2/13/16)	FG Made	5, 6x (last vs. East Carolina, 2/13/16)
9, 2x (last vs. Houston, 1/13/16)	3PT-FG Atts	9, 2x (last vs. Houston, 1/13/16)
4, 2x (last vs. Houston, 1/13/16)	3PT-FG Made	4, 4x 2x (last vs. Houston, 1/13/16)
4, 3x (last vs. USF, 2/4/16)	FT Atts	6, 2x (last vs. Memphis, 3/8/15)
4, 2x (last vs. USF, 2/4/16)	FT Made	5, vs. Chicago State, 12/23/13
6 at Temple, 1/16/16	Rebs	6 at Temple, 1/16/16
4, 2x (last at UConn, 1/28/16)	Assts	4, 2x (last at UConn, 1/28/16)
3, 3x (last vs. SMU, 3/6/16)	Stls	4 vs. Wagner, 12/23/14
1 vs. SMU, 3/6/16	Blks	2 vs. Stony Brook, 12/2/14
36 at East Carolina, 2/27/16	Mins	36, 2x (last at East Carolina, 2/27/16)

## #45 - ZACK TOBLER

2015-16 SEASON		CAREER
5 vs. Ark.-Pine Bluff, 11/22/15	Pts	5 vs. Ark.-Pine Bluff, 11/22/15
2 vs. Tulane, 1/24/16	FG Atts	2 vs. Tulane, 1/24/16
1, 2x (last vs. Tulane, 1/24/16)	FG Made	1, 3x (last vs. Tulane, 1/24/16)
0	3PT-FG Atts	1, 3x (last vs. Houston, 1/21/15)
0	3PT-FG Made	0
6 vs. Ark.-Pine Bluff, 11/22/15	FT Atts	6 vs. Ark.-Pine Bluff, 11/22/15
5 vs. Ark.-Pine Bluff, 11/22/15	FT Made	5 vs. Ark.-Pine Bluff, 11/22/15
2 vs. Ark.-Pine Bluff, 11/22/15	Rebs	2 vs. Ark.-Pine Bluff, 11/22/15
1 vs. Robert Morris, 11/15/15	Assts	1 vs. Robert Morris, 11/15/15
0	Stls	0
0	Blks	0
6 vs. Tulane, 1/24/16	Mins	6 vs. Tulane, 1/24/16



# #0 QUADRI MOORE

FORWARD • 6-8 • 220 • SOPHOMORE • 1L • LINDEN, N.J. (LINDEN HIGH SCHOOL)

## MOMENTS

- » Contributed six points in eight minutes before injuring his ankle against Saint Joseph's in the first round of the NCAA Tournament (3/18/16)
- » Scored a season-high 10 points, making all six attempts from the free-throw line against Wagner (12/23/14)
- » Connected on a trio of threes in tallying nine points against Saint Francis (11/14/14)

**2015-16 Season (Sophomore):** Posted six points on 3-of-4 shooting in eight minutes before injuring his ankle in the NCAA Tournament first round against Saint Joseph's (3/17) ... tied a career-high playing 18 minutes at SMU (1/7) ... scored eight points with a pair of threes against Tulsa (1/2) ... posted 10 points, a career-high eight rebounds and three steals in 14 minutes against Arkansas-Pine Bluff (11/22) ... tied a career-high with 10 points on 5-of-7 shooting with a career-high four rebounds against Robert Morris (11/15).

**2014-15 Season (Freshman):** Played in 26 games as a reserve, averaging 2.2 points and 1.1 rebounds in 8.2 minutes ... shot 73.3 percent (11 of 15) from the free-throw line for the season ... scored six or more points in six games on the year ... posted a season-high 10 points, going 6 of 6 from the free-throw line with two blocks and two steals against Wagner (12/23).

**Prior to Cincinnati:** Averaged 16.3 points, 6.9 rebounds and 1.1 blocks as a senior while helping lead Linden to the 2014 Group 4A state title and NJSIAA Tournament of Champions semifinals ... named 2014 First Team All-State and Union County Player of the Year by the New Jersey Star Ledger ... tallied 22 points, 21 rebounds and five blocks in the Group 4A state title championship game against Trenton ... averaged 14.6 points, 5.7 rebounds and 1.1 blocks while making 19 three-pointers as a junior... tabbed a three-start prospect and ranked among the nation's top 150 players by Rivals, Scout and ESPN.

**Personal:** Born Nov. 22, 1994 in Linden, New Jersey ... Son of Karine Marable and Zahir Moore ... Has one brother, Zahir Jr. ... right-handed ... first name pronounced "qua-DREE."

## SEASON & CAREER STATISTICS

2015-16 SEASON		CAREER
10, 2x (last vs. Ark.-Pine Bluff, 11/22/15)	Pts	10, 3x (last vs. Ark.-Pine Bluff, 11/22/15)
7 vs. Robert Morris, 11/15/15	FG Atts	8 vs. Saint Francis, 11/14/14
5 vs. Robert Morris, 11/15/15	FG Made	5 vs. Robert Morris, 11/15/15
3 vs. Tulsa, 1/2/16	3PT-FG Atts	3, 2x (last vs. Tulsa, 1/2/16)
2 vs. Tulsa, 1/2/16	3PT-FG Made	2, 2x (last vs. Tulsa, 1/2/16)
8 vs. Ark.-Pine Bluff, 11/22/15	FT Atts	8 vs. Ark.-Pine Bluff, 11/22/15
6 vs. Ark.-Pine Bluff, 11/22/15	FT Made	6, 2x (last vs. Ark.-Pine Bluff, 11/22/15)
8 vs. Ark.-Pine Bluff, 11/22/15	Rebs	8 vs. Ark.-Pine Bluff, 11/22/15
1, 2x (last vs. Morgan State, 12/6/15)	Assts	2 vs. Stony Brook, 12/2/14
3 vs. Ark.-Pine Bluff, 11/22/15	Stls	3 vs. Ark.-Pine Bluff, 11/22/15
1, 2x (last vs. Tulane, 1/24/16)	Blks	2 vs. Wagner, 12/23/14
18 at SMU, 1/7/16	Mins	18, 2x (last at SMU, 1/7/16)

## MISCELLANEOUS STATISTICS

CATEGORY	2014-15	2015-16	CAREER
Double-Figure Scoring Games	1	2	3
Double-Figure Rebounding Games	0	0	0
Double-Double Games	0	0	0
20-Point Scoring Games	0	0	0
Games Led UC in Scoring	0	0	0
Games Led UC in Rebounding	0	1	1
Games Led UC in Assists	0	0	0
Games With 3+ Assists	0	0	0
Games With 3+ Blocks	0	0	0
Games With 3+ Steals	0	1	1
Games With 3+ Three-Pointers	0	0	0

## GAME-BY-GAME STATISTICS

### 2015-16 (SOPHOMORE SEASON)

Opponent	Date	gs	min	Total		3-Pointers		Free throws		Rebounds				pf	a	tlo	blk	stl	pts	avg
				fg-fga	pct	3fg-fga	pct	ft-fra	pct	off	def	tot	avg							
WESTERN CAROLINA	11/13/15	9	0-0	.000	0-0	.000	0-0	.000	1	0	1	1.0	0	1	2	0	0	0	0.0	
ROBERT MORRIS	11/15/15	14	5-7	.714	0-1	.000	0-0	.000	2	2	4	2.5	1	0	2	0	1	10	5.0	
at Bowling Green	11/18/15	13	1-2	.500	0-1	.000	1-2	.500	0	1	1	2.0	1	0	1	0	0	3	4.3	
ARKANSAS-PINE BLUFF	11/22/15	14	2-5	.400	0-0	.000	6-8	.750	4	4	8	3.5	2	0	3	0	3	10	5.8	
SE LOUISIANA	11/24/15	6	0-2	.000	0-1	.000	0-0	.000	0	0	0	2.8	0	0	0	0	0	0	4.6	
vs Nebraska	11/27/15	4	1-1	1.000	0-0	.000	0-0	.000	0	0	0	2.3	0	0	0	0	1	2	4.2	
vs George Washington	11/28/15	8	1-2	.500	0-0	.000	0-0	.000	0	0	0	2.0	0	0	1	0	0	2	3.9	
MORGAN STATE	12/6/15	9	1-4	.250	0-0	.000	0-0	.000	2	2	4	2.3	1	1	1	0	0	2	3.6	
NORFOLK STATE	12/15/15	6	1-3	.333	0-0	.000	1-2	.500	0	0	0	2.0	0	2	0	2	0	1	3.6	
at VCU	12/19/15	7	1-4	.250	0-1	.000	0-1	.000	0	1	1	1.9	2	0	0	0	0	2	3.4	
TEMPLE	12/29/15	1	0-1	.000	0-0	.000	0-0	.000	0	0	0	1.7	0	0	0	0	0	0	3.1	
TULSA	12/16	14	2-5	.400	2-3	.667	2-2	1.000	0	1	1	1.7	2	0	2	0	0	8	3.5	
at SMU	01/07/16	18	0-3	.000	0-1	.000	0-0	.000	1	3	4	1.8	3	0	1	0	1	0	3.2	
at USF	11/07/16	7	0-2	.000	0-0	.000	2-2	1.000	1	0	1	1.8	0	0	0	0	0	2	3.1	
HOUSTON	11/13/16	3	0-0	.000	0-0	.000	0-0	.000	0	1	1	1.7	0	0	0	0	0	0	2.9	
at Temple	01/16/16	5	0-0	.000	0-0	.000	0-0	.000	0	1	1	1.7	1	0	0	0	0	0	2.8	
MEMPHIS	01/21/16	4	0-1	.000	0-0	.000	0-0	.000	0	0	0	1.6	0	0	1	0	0	0	2.6	
TULANE	01/24/16	17	1-4	.250	1-2	.500	1-2	.500	1	3	4	1.7	3	0	1	1	1	4	2.7	
at UCONN	12/8/16	2	0-0	.000	0-0	.000	0-0	.000	0	0	0	1.6	1	0	0	0	0	0	2.5	
at Memphis	26/16	4	0-0	.000	0-0	.000	0-0	.000	0	0	0	1.6	0	0	1	0	0	0	2.4	
at UCF	29/16	1	1-1	1.000	1-1	1.000	0-0	.000	0	0	0	1.5	1	0	0	0	0	3	2.4	
EAST CAROLINA	21/13/16	3	0-0	.000	0-0	.000	0-0	.000	0	0	0	1.4	0	0	1	0	0	0	2.3	
UCONN	22/01/16	3	0-0	.000	0-0	.000	0-0	.000	0	0	0	1.3	0	0	0	0	0	0	2.2	
at East Carolina	22/7/16	8	1-3	.333	0-0	.000	0-0	.000	1	2	3	1.4	0	0	0	0	0	2	2.2	
at Houston	3/3/16	2	0-0	.000	0-0	.000	0-0	.000	0	0	0	1.4	1	0	0	0	0	0	2.1	
vs Saint Joseph's	3/18/16	8	3-4	.750	0-1	.000	0-0	.000	0	0	0	1.3	2	0	0	0	0	6	2.3	
Totals		0	190	21-54	.389	4-12	.333	13-19	.684	13	21	34	1.3	21	2	18	2	8	59	2.3

### 2014-15 (FRESHMAN SEASON)

Opponent	Date	gs	min	Total	3-Pointers	Free throws	Rebounds													
				fg-fga	pct	3fg-fga	pct	ft-fa	pct	off	def	tot	avg	pf	a	to	blk	stl	pts	avg
SAINT FRANCIS	11/14/14	17	4-8	.500	1-3	.333	0-0	.000	0	2	2	2.0	1	0	2	0	0	2	9	9.0
MOREHEAD STATE	11/19/14	16	0-1	.000	0-0	.000	1-2	.500	0	1	1	1.5	2	0	1	0	0	0	1	5.0
EASTERN ILLINOIS	11/23/14	13	0-1	.000	0-0	.000	1-2	.500	0	2	2	1.7	1	1	2	0	0	0	1	5.0
N.C. CENTRAL	11/25/14	6	0-2	.000	0-0	.000	0-0	.000	0	1	1	1.5	0	0	0	0	0	1	0	2.8
vs Middle Tennessee	11/28/14	8	1-2	.500	0-0	.000	0-0	.000	0	1	1	1.4	5	0	0	0	0	0	2	2.6
vs Ole Miss	11/29/14	12	2-6	.333	0-1	.000	2-2	1.000	0	1	1	1.3	2	0	0	0	0	0	6	3.2
STONY BROOK	12/02/14	17	3-4	.750	2-2	1.000	1-2	.500	0	1	1	1.3	0	2	2	0	1	9	4	4.0
at Nebraska	12/13/14	9	1-2	.500	0-1	.000	0-0	.000	1	0	1	1.3	0	0	0	0	0	1	2	3.8
SAN DIEGO STATE	12/17/14	4	0-2	.000	0-1	.000	0-0	.000	0	0	0	1.1	1	0	0	0	0	0	0	3.3
VCU	12/20/14	2	0-0	.000	0-0	.000	0-0	.000	0	1	1	1.1	0	0	0	0	0	0	0	3.0
WAGNER	12/23/14	18	2-5	.400	0-1	.000	6-6	1.000	0	1	1	1.1	0	0	0	2	2	10	3	3.6
at NC State	12-30-14	4	0-1	.000	0-1	.000	0-0	.000	0	2	2	1.2	0	0	1	0	0	0	0	3.3
EAST CAROLINA	01/06/15	8	0-0	.000	0-0	.000	0-0	.000	0	1	1	1.2	0	0	1	0	0	0	0	3.1
at UConn	1/10/15	7	3-4	.750	0-1	.000	0-0	.000	2	0	2	1.2	0	0	0	0	0	0	6	3.3
at Memphis	1/15/15	14	0-0	.000	0-0	.000	0-0	.000	1	2	3	1.3	0	0	3	1	0	0	0	3.1
TEMPLE	01/17/15	11	1-2	.500	0-0	.000	0-0	.000	0	2	2	1.4	2	1	2	0	0	0	2	3.0
HOUSTON	01/21/15	2	0-0	.000	0-0	.000	0-0	.000	0	0	0	1.3	0	0	0	0	0	0	0	2.8
at UCF	01/25/15	7	1-5	.200	1-2	.500	0-0	.000	1	1	2	1.3	0	0	1	0	0	0	3	2.8
UCONN	01/29/15	11	0-2	.000	0-0	.000	0-0	.000	0	1	1	1.3	0	0	0	1	0	0	0	2.7
at SMU	02/05/15	2	0-0	.000	0-0	.000	0-0	.000	0	0	0	1.3	2	0	1	0	0	0	0	2.6
USF	02/07/15	9	0-1	.000	0-0	.000	0-0	.000	0	0	0	1.2	0	1	2	0	0	0	0	2.4
UCF	02/25/15	5	3-5	.600	0-0	.000	0-0	.000	1	2	3	1.3	1	0	1	0	0	0	6	2.6
at Tulane	02/28/15	4	0-2	.000	0-0	.000	0-1	.000	0	0	0	1.2	3	1	0	0	0	0	0	2.5
MEMPHIS	03/08/15	2	0-0	.000	0-0	.000	0-0	.000	0	0	0	1.2	1	0	0	0	0	0	0	2.4
vs UConn	3/13/15	2	0-0	.000	0-0	.000	0-0	.000	0	0	0	1.1	0	0	0	0	0	0	0	2.3
vs Kentucky	3/21/15	3	0-1	.000	0-1	.000	0-0	.000	0	0	0	1.1	1	0	0	0	0	0	0	2.2
Totals		0	213	21-56	.375	4-14	.286	11-15	.733	6	22	28	1.1	26	6	19	4	7	57	2.2

## CAREER STATISTICS

Season	gp-gs	min/avg	Total	3-Point	F-Throws	Rebounds														Scoring
			fg-fga	pct	fg-fga	pct	ft-fa	pct	off	def	tot	avg	pf	fo	ast	to	blk	stl	pts	avg
2014-15	26-0	213/8.2	21-56	.375	4-14	.286	11-15	.733	6	22	28	1.1	26	1	6	19	4	7	57	2.2
2015-16	26-0	190/7.3	21-54	.389	4-12	.333	13-19	.684	13	21	34	1.3	21	0	2	18	2	8	59	2.3
TOTAL	52-0	403/7.8	42-110	.382	8-26	.308	24-34	.706	19	43	62	1.2	47	1	8	37	6	15	116	2.2





# #1 JACOB EVANS III

GUARD/FORWARD • 6-6 • 210 • FRESHMAN • HS • BATON ROUGE, LA. (ST. MICHAEL THE ARCHANGEL)

## AWARDS

» American Athletic Conference Rookie of the Week (12/28/15, 2/29/16)

## MOMENTS

» Scored a career-high 26 points with five threes and nine rebounds against Saint Joseph's in the first round of the NCAA Tournament. It marked the most points scored by a freshman since Sean Kilpatrick (26 on 12/1/2010)

» Tallied 18 points with four threes and seven rebounds in 40 minutes at ECU (2/27)

» Hit four threes and had 15 points and four assists against RV/25 Butler (12/2)

» Posted 14 points and five rebounds vs. 11/9 Iowa State (12/22)

**2015-16 Season (Freshman):** Poured in a career-high 26 points on 10-of-20 shooting with five three-pointers and a career-high rebounds against Saoint Josph's (3/18) in the first round of the NCAA Tournament ... named The American's Rookie of the Week after scoring a career-high 18 points on 7-of-12 shooting with four threes and seven rebounds in 40 minutes at East Carolina (2/27) ... tallied a game-high 13 points with a trio of threes against UConn (2/20) ... scored 10 points with a pair of threes against East Carolina (2/13) ... logged a season-high 38 minutes in UC's double-overtime loss at Temple (1/16), posting eight points, eight rebounds and four assists ... named The American's Rookie of the Week after registering 14 points and five rebounds against No. 11 Iowa State (12/22) ... tallied nine points and a season-high eight rebounds and three blocks at VCU (12/19) ... scored a season-high 16 points with four threes and four assists against Butler (12/2) ... tied for game-high honors with 15 points on 4-of-8 shooting with a trio of threes to go with six rebounds against SE Louisiana (11/24) ... posted 10 points and a pair of three-pointers with three rebounds at Bowling Green (11/18) ... had 10 points with seven rebounds, three steals and two assists against Robert Morris (11/15) ... contributed seven points, five rebounds and three assists in 22 minutes in collegiate debut (11/13).

**Prior to Cincinnati:** Named to the 2014-15 Louisiana Sports Writers Association's Class 4A All-State First Team ... tabbed the 2014-15 All-Baton Rouge Area Large Schools' Player of the Year by the New Orleans Times-Picayune ... selected a Gatorade Player of the Year nominee, McDonald's All-American nominee and Louisiana Mr. Basketball nominee ... named a two-time most valuable player at the Grady Hornsby Classic ... tabbed most valuable player for Class 4A-District 6 as a senior ... chosen First-Team All-District as a sophomore, junior and senior ... tallied more than 2,000 points and 1,000 rebound during high school career ... helped lead St. Michael's the Archangel to a 29-4 overall record and its first appearance in the Louisiana Class 4A state championship semifinals as a senior, averaging 24.9 points, 9.0 rebounds and 4.8 assists ... helped the Warriors to a 27-7 record while averaging 17.5 points, 7.2 rebounds, 4.1 assists and 3.5 steals as a junior ... tabbed a consensus four-star prospect, he performed well in 2014 summer AAU events - the Pangos All-American Camp and the Fab 48 Tournament in Las Vegas - to earn the distinction of being one of the nation's fastest rising prospects ... listed as a Top 100 prospect according to ESPN, Rivals.com and Scout.com and ranked second in the Times-Picayune Terrific 20 Class of 2015 ... coached in high school by Drew Hart.

**Personal:** Born June 18, 1997 in Jacksonville, North Carolina ... son of Theresa Chatman-Evans and Jerry Evans ... mother played point guard at Grambling ... has two brothers, Demarquis and Devin Chatman ... right-handed.

## SEASON & CAREER STATISTICS

2015-16 SEASON		CAREER
26 vs. Saint Joseph's, 3/18/16	Pts	26 vs. Saint Joseph's, 3/18/16
20 vs. Saint Joseph's, 3/18/16	FG Atts	20 vs. Saint Joseph's, 3/18/16
10 vs. Saint Joseph's, 3/18/16	FG Made	10 vs. Saint Joseph's, 3/18/16
10 vs. Butler, 12/2/15	3PT-FG Atts	10 vs. Butler, 12/2/15
5 vs. Saint Joseph's, 3/18/16	3PT-FG Made	5 vs. Saint Joseph's, 3/18/16
6, 3x (last at Memphis, 2/6/16)	FT Atts	6, 3x (last at Memphis, 2/6/16)
6 vs. Norfolk State, 12/15/15	FT Made	6 vs. Norfolk State, 12/15/15
9 vs. Saint Joseph's, 3/18/16	Rebs	9 vs. Saint Joseph's, 3/18/16
4, 4x (last at Tulsa, 1/18/16)	Assts	4, 4x (last at Tulsa, 1/18/16)
3 vs. Robert Morris, 11/15/15	Stls	3 vs. Robert Morris, 11/15/15
3, 2x (last at UConn, 1/18/16)	Blks	3, 2x (last at UConn, 1/18/16)
40, 2x (last at Houston, 3/3/16)	Mins	40, 2x (last at Houston, 3/3/16)

## MISCELLANEOUS STATISTICS

CATEGORY	2015-16	CAREER
Double-Figure Scoring Games	12	12
Double-Figure Rebounding Games	0	0
Double-Double Games	0	0
20-Point Scoring Games	1	1
Games Led UC in Scoring	5	5
Games Led UC in Rebounding	2	2
Games Led UC in Assists	2	2
Games With 3+ Assists	7	7
Games With 3+ Blocks	2	2
Games With 3+ Steals	1	1
Games With 3+ Three-Pointers	6	6

## GAME-BY-GAME STATISTICS

### 2015-16 (FRESHMAN SEASON)

Opponent	Date	gs	min	Total	fg-fga	pct	3fg-fga	pct	ft-fga	pct	Rebounds	off	def	tot	avg	pf	a	t/o	blk	stl	pts	avg
WESTERN CAROLINA	11/13/15	22	2-7	.286	1-3	.333	2-2	1.000	1	4	5	5.0	1	3	0	1	1	7	7.0			
ROBERT MORRIS	11/15/15	22	3-8	.375	2-4	.500	2-2	1.000	3	4	7	6.0	1	2	0	0	3	10	8.5			
at Bowling Green	11/18/15	21	3-7	.429	2-3	.667	2-2	1.000	2	1	3	5.0	0	1	0	2	2	10	9.0			
ARKANSAS-PINE BLUFF	11/22/15	23	1-7	.143	0-4	.000	4-6	.667	0	4	4	4.8	0	0	0	1	1	6	8.3			
SE LOUISIANA	11/24/15	21	4-8	.500	3-6	.500	4-4	1.000	1	5	6	5.0	1	1	2	0	0	15	9.6			
vs Nebraska	11/27/15	19	1-3	.333	0-2	.000	2-2	1.000	0	7	7	5.3	1	4	1	0	0	4	8.7			
vs George Washington	11/28/15	15	1-5	.200	1-2	.500	0-0	.000	1	1	2	4.9	1	1	3	1	0	3	7.9			
BUTLER	12/2/15	29	6-13	.462	4-10	.400	0-0	.000	0	4	4	4.8	2	4	0	0	0	16	8.9			
MORGAN STATE	12/6/15	2	0-0	.000	0-0	.000	0-0	.000	0	0	0	4.2	0	0	0	0	0	0	7.9			
at Xavier	12/12/15	18	2-5	.400	0-2	.000	0-0	.000	1	1	2	4.0	1	1	1	2	0	4	7.5			
NORFOLK STATE	12/15/15	16	2-6	.333	1-2	.500	6-6	1.000	2	0	2	3.8	1	1	0	0	1	11	7.8			
at VCU	12/19/15	29	2-7	.286	1-4	.250	4-4	1.000	3	5	8	4.2	2	0	2	3	1	9	7.9			
IOWA STATE	12/22/15	26	4-8	.500	2-5	.400	4-4	1.000	2	3	5	4.2	3	2	0	2	1	14	8.4			
TEMPLE	12/29/15	24	2-4	.500	1-2	.500	2-2	1.000	3	2	5	4.3	0	2	1	0	0	7	8.3			
TULSA	12/16	16	1-3	.333	0-2	.000	0-0	.000	0	3	3	4.2	4	2	1	1	1	2	7.9			
at SMU	01/07/16	29	2-6	.333	0-2	.000	0-0	.000	1	4	5	4.3	3	3	0	1	0	4	7.6			
at USF	1/10/16	12	1-6	.167	0-2	.000	0-0	.000	1	2	3	4.2	0	1	1	0	1	2	7.3			
HOUSTON	1/13/16	13	2-6	.333	1-4	.250	0-0	.000	0	0	0	3.9	5	2	1	0	5	7.2				
at Temple	01/16/16	38	4-10	.400	0-3	.000	0-0	.000	1	7	8	4.2	2	4	2	0	1	8	7.2			
MEMPHIS	01/21/16	20	1-4	.250	0-2	.000	0-0	.000	0	2	2	4.1	1	1	0	0	1	2	7.0			
TULANE	01/24/16	24	2-5	.400	1-3	.333	0-0	.000	3	4	7	4.2	2	3	0	1	2	5	6.9			
at UCONN	1/28/16	23	3-7	.429	1-2	.500	0-0	.000	1	4	5	4.2	2	0	3	1	7	6.9				
USF	02/04/16	24	3-8	.375	2-6	.333	3-4	.750	0	2	2	4.1	2	2	0	1	1	11	7.0			
at Memphis	2/6/16	29	1-9	.111	0-3	.000	5-6	.833	2	1	3	4.1	2	1	0	1	1	7	7.0			
at UCF	2/9/16	13	2-4	.500	2-2	1.000	0-0	.000	1	2	3	4.0	3	0	1	0	0	6	7.0			
EAST CAROLINA	2/13/16	25	4-10	.400	2-6	.333	0-0	.000	1	2	3	4.0	4	1	1	0	2	10	7.1			
at Tulsa	02/18/16	35	3-10	.300	2-7	.286	1-2	.500	0	6	6	4.1	3	4	2	1	1	9	7.2			
UCONN	2/20/16	29	5-9	.556	3-6	.500	0-1	.000	0	4	4	4.1	1	0	0	1	1	13	7.4			
at East Carolina	2/27/16	40	7-12	.583	4-9	.444	0-0	.000	2	5	7	4.2	0	2	0	0	0	18	7.8			
at Houston	3/3/16	40	5-16	.313	4-9	.444	0-0	.000	1	1	2	4.1	4	1	3	1	1	14	8.0			
SMU	03/06/16	38	4-14	.286	0-7	.000	1-4	.250	0	0	0	4.0	0	0	1	1	2	9	8.0			
vs UCONN	3.11.16	34	1-6	.167	0-2	.000	2-3	.667	1	2	3	3.9	5	2	2	2	1	4	7.9			
vs Saint Joseph's	3/18/16	37	10-20	.500	5-9	.556	1-2	.500	2	7	9	4.1	4	1	1	0	0	26	8.4			
Totals		8	806	94-253	.372	45-135	.333	45-56	.804	36	99	135	4.1	61	54	25	27	27	278	8.4		

## CAREER STATISTICS

Season	gp-gs	min/avg	Total	fg-fga	pct	3-Point	fg-fga	pct	F-Throws	ft-fga	pct	Rebounds	off	def	tot	avg	pf	fo	ast	to	blk	stl	Scoring	pts	avg
2015-16	33-8	806/24.4	94-253	.372	45-135	.333	45-56	.804	36	99	135	4.1	61	2	54	25	27	27	278	8.4					
TOTAL	33-8	806/24.4	94-253	.372	45-135	.333	45-56	.804	36	99	135	4.1	61	2	54	25	27	27	278	8.4					



# #2 OCTAVIUS ELLIS

FORWARD • 6-10 • 235 • SENIOR • 1L • MEMPHIS, TENN. (TRINITY VALLEY COLLEGE [TEXAS])

## AWARDS

- » Barclays Center Classic MVP (2015)
- » Preseason First Team American Athletic (2015-16)
- » Riley Wallace All-America Team (2014-15)
- » Second Team American Athletic Conference (2014-15)
- » American Athletic Conference Weekly Honor Roll (11/17/14, 11/24/14, 3/2/15, 11/16/15, 12/6/15, 1/18/16, 2/15/16)

## MOMENTS

- » Had a key tip-in and made two key free throws late to help secure a 61-56 win over George Washington in the championship game of the Barclays Center Classic (11/28/15)
- » Ranked as the only player in The American in 2014-15 to be listed among the top four leaders in field goal percentage (third at .557), blocks (third at 2.0) and rebounding (fourth at 7.2)
- » Scored a season-high 20 points on 7-of-10 shooting with eight rebounds against UCF (2/25/15)
- » Posted a team-high 19 points and game-high 11 rebounds against Memphis (3/8/15)

**2015-16 Season (Senior):** Tallied 13 points and 10 rebounds with three blocks in 45 minutes against UConn (3/11) ... posted a double-double with a game-high 16 points to go with 11 rebounds against East Carolina (2/13) ... notched 14 points, nine rebounds and three blocks at Temple (1/16) ... registered a double-double with 13 points and 13 rebounds, including eight offensive rebounds, against Houston (1/13) ... posted a game-high 13 points on 6-of-9 shooting with six rebounds at No. 12/13 Xavier ... registered a double-double with 16 points and 12 rebounds, making 8 of 10 free throws against Butler (12/2) ... named the MVP of the Barclays Center Classic after averaging 10.5 points and 8.0 rebounds in Brooklyn ... recorded 12 points, nine rebounds and two blocks, with a key tip-in and two free throws late against George Washington (11/28) ... posted double-double with 17 points and a game-high 10 rebounds in season opener (11/13).

**2014-15 Season (Junior):** Started all 34 games, averaging a team-high 9.9 points, 7.2 rebounds, 2.0 blocks and 1.3 assists in 28.7 minutes ... named to the Riley Wallace All-America Team and chosen as a finalist for the Riley Wallace Award given to the top transfer in Division I basketball ... tabbed an NABC Second Team All-District 25 selection ... named a second team all-conference pick by American Athletic Conference coaches ... selected to The American's Weekly Honor Roll three times (11/7, 11/24 and 3/2) ... ranked as the only player in The American to be listed among the top four leaders in field goal percentage (third at .557), blocks (third at 2.0) and rebounding (fourth at 7.2) ... ranked among the league leaders in offensive rebounds (third at 2.7) and defensive rebounds (tied for fourth 4.5) ... finished near the top of the conference in blocks (third at 2.1), field goal shooting percentage (third at .582) and rebounds (third at 7.3) during league play ... led the Bearcats in rebounding in 18 games, grabbing 10 or more boards eight times ... pulled down at least six rebounds in 24 of UConn's 34 games ... led UConn in scoring in a team-best 18 games ... averaged a team-high 11.1 points on 59.7 percent (40 of 67) shooting from the field during February ... scored a season-high 20 points on 7-of-10 shooting from the field to go with eight rebounds against UCF (2/25) ... registered three double-doubles on the season with 14 points and a season-high 14 rebounds against East Carolina (2/1), 14 points and a game-high 10 rebounds at Tulane (2/28) and a team-high 19 points and a game-high 11 rebounds against Memphis (3/8) ... recorded a season-high six blocks at UConn (1/10) ... posted at least one block in 28 of 34 games ... made 22 consecutive free throws (starting against Temple [1/17] before missing his first attempt at SMU [2/5]) ... named to Emerald Coast Classic All-Tournament Team.

**Prior to Cincinnati:** Played two seasons at Trinity Valley College in Athens, Texas ... averaged 14.8 points, 9.7 rebounds and 3.2 blocked shots as a redshirt sophomore during the 2013-14 season while being named First Team All-America by the National Junior College Athletic

## SEASON & CAREER STATISTICS

2015-16 SEASON		CAREER
17 vs. Western Carolina, 11/13/15	Pts	20 vs. UCF, 2/25/15
12 vs. Butler, 12/2/15	FG Atts	12, 2x (last 12 vs. Butler, 12/2/15)
8 vs. Western Carolina, 11/13/15	FG Made	8 vs. Western Carolina, 11/13/15
0	3PT-FG Atts	1 vs. USF, 2/7/15
0	3PT-FG Made	0
14 vs. Ark.-Pine Bluff, 11/22/15	FT Atts	14 vs. Ark.-Pine Bluff, 11/22/15
8, 2x (last vs. Butler, 12/2/15)	FT Made	10, vs. Morehead State, 11/19/14
14, 2x (last at East Carolina, 2/27/16)	Rebs	14, 2x (last at East Carolina, 2/27/16)
5 vs. Norfolk State, 12/15/15	Assts	5 vs. Norfolk State, 12/15/15
4 vs. Western Carolina, 11/13/15	Stls	4 vs. Western Carolina, 11/13/15
3, 7x (last vs. UConn, 3/11/16)	Blks	6 at UConn, 1/10/15
45 vs. UConn, 3/11/16	Mins	45 vs. UConn, 3/11/16

## MISCELLANEOUS STATISTICS

CATEGORY	2014-15	2015-16	CAREER
Double-Figure Scoring Games	18	20	38
Double-Figure Rebounding Games	8	10	18
Double-Double Games	3	6	9
20-Point Scoring Games	1	0	1
Games Led UC in Scoring	6	4	10
Games Led UC in Rebounding	18	12	30
Games Led UC in Assists	6	0	6
Games With 3+ Assists	4	3	7
Games With 3+ Blocks	14	7	21
Games With 3+ Steals	2	1	3
Games With 3+ Three-Pointers	0	0	0

Association ... helped lead the Cardinals to their first NJCAA tournament appearance since 1999 while posting a 29-7 record ... attended Cincinnati during the 2011-12 academic year, playing a total of 25 minutes in three games, averaging 2.3 points and 1.7 rebounds ... suffered a broken hand in November 2011 and sat out the rest of the season ... later received a medical hardship for the year ... averaged 15 points and 10 rebounds as a senior at Whitehaven High School ... tabbed an all-conference selection, averaging 16.8 points, 7.8 rebounds, 2.2 blocks and 2.1 assists as a junior ... rated as a three-star recruit by Rivals.com and Scout.com.

**Personal:** Born March 10, 1993 in Memphis, Tennessee ... son of Jerrell Horne, a former basketball player at the University of Memphis (1993 & 1994) ... cousin of NBA player Monta Ellis (currently playing with the Indiana Pacers) ... guardian is Flossie Ellis ... has two sisters, Nissa and Dawn Ellis ... right-handed.

## CAREER STATISTICS

			Total		3-Point		F-Throws		Rebounds										Scoring	
Season	gp-gs	min/avg	fg-fga	pct	fg-fga	pct	ft-fa	pct	off	def	tot	avg	pf	fo	ast	to	blk	stl	pts	avg
2011-12	3-0	25/8.3	2-5	.400	0-0	.000	3-4	.750	1	4	5	1.7	1	0	1	3	2	2	7	2.3
2014-15	34-34	975/28.7	122-219	.557	0-1	.000	93-135	.689	93	152	245	7.2	90	3	44	76	67	28	337	9.9
2015-16	33-32	835/25.3	117-214	.547	0-0	.000	89-139	.640	94	154	248	7.5	96	3	38	72	50	26	323	9.8
TOTAL	70-66	1835/26.2	241-438	.550	0-1	.000	185-278	.665	188	310	498	7.1	187	6	83	151	119	56	667	9.5



# #2 OCTAVIUS ELLIS

FORWARD • 6-10 • 235 • SENIOR • 1L • MEMPHIS, TENN. (TRINITY VALLEY COLLEGE [TEXAS])

## GAME-BY-GAME STATISTICS

### 2015-16 (SENIOR SEASON)

Opponent	Date	gs	min	Total		3-Pointers		Free throws		Rebounds			pf	a	t/o	blk	stl	pts	avg		
				fg-fga	pct	ft-fa	pct	off	def	tot											
WESTERN CAROLINA	11/13/15	*	24	8-11	.727	0-0	.000	1-2	.500	4	6	10	10.0	2	1	3	2	4	17	17.0	
ROBERT MORRIS	11/15/15	*	19	4-5	.800	0-0	.000	2-3	.667	0	3	3	6.5	2	0	1	3	1	10	13.5	
at Bowling Green	11/18/15	*	21	2-6	.333	0-0	.000	0-1	.000	3	6	9	7.3	4	0	1	0	0	4	10.3	
ARKANSAS-PINE BLUFF	11/22/15	*	22	2-4	.500	0-0	.000	8-14	.571	2	3	5	6.8	1	1	2	2	2	12	10.8	
SE LOUISIANA	11/24/15	*	21	2-6	.333	0-0	.000	2-2	1.000	3	6	9	7.2	4	2	1	0	1	6	9.8	
vs Nebraska	11/27/15	*	24	4-9	.444	0-0	.000	4-8	.500	7	2	9	7.5	2	2	3	2	0	12	10.2	
vs George Washington	11/28/15	*	29	3-4	.750	0-0	.000	3-4	.750	1	6	7	7.4	0	0	2	0	0	9	10.0	
BUTLER	12/2/15	*	27	4-4	1.000	0-0	.000	8-10	.800	3	9	12	8.0	4	2	4	3	0	16	10.8	
MORGAN STATE	12/6/15	*	21	6-7	.857	0-0	.000	1-2	.500	1	4	5	7.7	1	1	2	2	1	13	11.0	
at Xavier	12/12/15	*	28	6-9	.667	0-0	.000	1-5	.200	2	4	6	7.5	2	2	5	2	1	13	11.2	
NORFOLK STATE	12/15/15	*	26	1-3	.333	0-0	.000	3-6	.500	3	8	11	7.8	1	5	1	3	2	5	10.6	
at VCU	12/19/15	*	20	0-3	.000	0-0	.000	4-6	.667	3	4	7	7.8	5	1	2	0	0	4	10.1	
IOWA STATE	12/22/15	*	27	4-6	.667	0-0	.000	1-2	.500	3	5	8	7.8	2	0	2	1	0	9	10.0	
TEMPLE	12/29/15	*	26	4-6	.667	0-0	.000	4-5	.800	3	4	7	7.7	3	0	0	0	1	12	10.1	
TULSA	12/16	*	16	2-3	.667	0-0	.000	2-3	.667	1	2	3	7.4	3	0	2	1	2	6	9.9	
at SMU	01/07/16	*	14	0-2	.000	0-0	.000	2-2	1.000	1	0	1	7.0	4	0	1	1	0	2	9.4	
at USF	1/10/16	*	24	4-7	.571	0-0	.000	2-3	.667	1	1	2	6.7	3	0	1	1	1	10	9.4	
HOUSTON	1/13/16	*	28	5-10	.500	0-0	.000	3-4	.750	8	5	13	7.1	4	2	1	1	1	13	9.6	
at Temple	01/16/16	*	33	4-7	.571	0-0	.000	6-6	1.000	3	6	9	7.2	5	0	3	3	0	14	9.8	
MEMPHIS	01/21/16	*	27	5-10	.500	0-0	.000	0-0	.000	2	1	3	7.0	4	0	2	2	2	10	9.9	
TULANE	01/24/16	*	13	3-5	.600	0-0	.000	2-2	1.000	0	3	3	6.8	2	1	2	0	0	8	9.8	
at UCONN	12/8/16	*	31	4-8	.500	0-0	.000	2-2	1.000	1	6	7	6.8	2	1	2	2	1	10	9.8	
USF	02/04/16	*	23	4-5	.800	0-0	.000	2-2	1.000	1	1	2	6.6	4	2	2	1	1	10	9.8	
at Memphis	2/6/16	*	23	4-8	.500	0-0	.000	0-0	.000	2	4	6	6.5	4	0	1	1	1	8	9.7	
at UCF	2/9/16	*	29	4-10	.400	0-0	.000	2-2	1.000	6	8	14	6.8	2	1	2	0	2	10	9.7	
EAST CAROLINA	2/13/16	*	28	7-9	.778	0-0	.000	2-4	.500	6	5	11	7.0	2	4	3	2	2	16	10.0	
at Tulsa	02/18/16	*	33	4-8	.500	0-0	.000	3-6	.500	4	5	9	7.1	4	2	4	2	0	11	10.0	
UCONN	2/20/16	*	28	2-7	.286	0-0	.000	3-8	.375	5	5	10	7.2	4	1	2	1	0	7	9.9	
at East Carolina	2/27/16	*	31	4-10	.400	0-0	.000	2-4	.500	2	12	14	7.4	1	2	4	3	0	10	9.9	
at Houston	3/3/16	*	27	2-3	.667	0-0	.000	7-10	.700	5	4	9	7.5	5	0	4	1	0	11	9.9	
SMU	03/06/16	*	27	3-6	.500	0-0	.000	2-2	1.000	2	9	11	7.6	3	0	0	3	0	8	9.9	
vs UCONN	3.11.16	*	45	5-11	.455	0-0	.000	3-7	.429	5	5	10	7.7	3	3	3	3	0	13	10.0	
vs Saint Joseph's	3/18/16	*	20	1-2	.500	0-0	.000	2-2	1.000	1	2	3	7.5	4	2	4	2	0	4	9.8	
Totals			32	835	117-214	.547	0-0	.000	89-139	.640	94	154	248	7.5	96	38	72	50	26	323	9.8

### 2014-15 (JUNIOR SEASON)

Opponent	Date	gs	min	Total		3-Pointers		Free throws		Rebounds			pf	a	t/o	blk	stl	pts	avg		
				fg-fga	pct	3fg-fga	pct	ft-fa	pct	off	def	tot								avg	
SAINT FRANCIS	11/14/14	*	32	5-8	.625	0-0	.000	3-5	.600	1	7	8	8.0	4	2	4	2	3	13	13.0	
MOREHEAD STATE	11/19/14	*	30	3-5	.600	0-0	.000	10-13	.769	3	4	7	7.5	4	0	1	3	0	16	14.5	
EASTERN ILLINOIS	11/23/14	*	32	3-6	.500	0-0	.000	1-2	.500	5	8	13	9.3	1	1	4	1	7	12	12.0	
N.C. CENTRAL	11/25/14	*	31	3-4	.750	0-0	.000	5-7	.714	4	4	8	9.0	4	2	2	2	0	11	11.8	
vs Middle Tennessee	11/28/14	*	28	1-3	.333	0-0	.000	1-3	.333	3	6	9	9.0	2	2	0	3	0	3	10.0	
vs Ole Miss	11/29/14	*	30	5-6	.833	0-0	.000	3-7	.429	4	3	7	8.7	3	0	2	3	0	13	10.5	
STONY BROOK	12/02/14	*	13	2-5	.400	0-0	.000	1-2	.500	1	2	3	7.9	2	1	1	1	0	5	9.7	
at Nebraska	12/13/14	*	33	2-4	.500	0-0	.000	2-5	.400	2	7	9	8.0	2	1	5	2	0	6	9.3	
SAN DIEGO STATE	12/17/14	*	40	3-5	.600	0-0	.000	2-2	1.000	5	4	9	8.1	4	1	4	4	2	8	9.1	
VCU	12/20/14	*	33	5-8	.625	0-0	.000	2-2	1.000	2	5	7	8.0	1	0	2	3	2	12	9.4	
WAGNER	12/23/14	*	22	4-5	.800	0-0	.000	2-2	1.000	0	1	1	7.4	2	3	1	3	0	10	9.5	
at NC State	12-30-14	*	26	3-5	.600	0-0	.000	5-6	.833	2	5	7	7.3	5	3	3	1	2	11	9.6	
SMU	01/03/15	*	33	6-7	.857	0-0	.000	0-0	.000	2	3	5	7.2	1	1	2	1	3	12	9.8	
EAST CAROLINA	01/06/15	*	28	4-9	.444	0-0	.000	4-4	1.000	4	5	9	7.3	0	1	2	3	0	12	9.9	
at UConn	1/10/15	*	30	3-6	.500	0-0	.000	1-1	1.000	2	4	6	7.2	3	1	4	6	1	7	9.7	
at Memphis	1/15/15	*	21	1-5	.200	0-0	.000	0-1	.000	0	3	3	6.9	5	1	3	1	0	2	9.3	
TEMPLE	01/17/15	*	26	3-8	.375	0-0	.000	7-7	1.000	2	3	5	6.8	2	2	3	1	1	13	9.5	
HOUSTON	01/21/15	*	33	3-3	1.000	0-0	.000	5-5	1.000	4	1	5	6.7	1	2	2	1	0	11	9.6	
at UCF	01/25/15	*	33	3-6	.500	0-0	.000	2-2	1.000	4	6	10	6.9	3	2	1	2	0	8	9.5	
UCONN	01/29/15	*	21	0-1	.000	0-0	.000	4-4	1.000	2	2	4	6.8	4	2	3	0	1	4	9.2	
at East Carolina	02/01/15	*	32	5-6	.833	0-0	.000	4-4	1.000	5	9	14	7.1	3	2	3	3	1	14	9.4	
at SMU	02/05/15	*	36	1-2	.500	0-0	.000	4-6	.667	3	4	7	7.1	2	2	1	4	0	6	9.3	
USF	02/07/15	*	29	4-7	.571	0-1	.000	0-2	.000	3	7	10	7.2	1	3	1	3	2	8	9.2	
at Temple	02/10/15	*	31	2-4	.500	0-0	.000	4-8	.500	2	4	6	7.2	4	1	4	1	2	8	9.2	
TULANE	02/14/15	*	33	7-12	.583	0-0	.000	1-2	.500	2	4	6	7.1	1	0	2	3	0	15	9.4	
XAVIER	02/18/15	*	29	5-11	.455	0-0	.000	1-2	.500	2	2	4	7.0	4	0	1	1	2	11	9.5	
at Houston	2/21/15	*	10	2-4	.500	0-0	.000	0-0	.000	0	1	1	6.8	1	1	1	0	0	4	9.3	
UCF	02/25/15	*	29	7-10	.700	0-0	.000	6-8	.750	3	5	8	6.8	2	3	0	1	2	20	9.6	
at Tulane	02/28/15	*	27	7-11	.636	0-0	.000	0-0	.000	3	7	10	6.9	4	2	1	0	0	14	9.8	
at Tulsa	03/04/15	*	33	2-6	.333	0-0	.000	3-4	.750	3	10	13	7.1	2	1	5	4	0	7	9.7	
MEMPHIS	03/08/15	*	33	6-7	.857	0-0	.000	7-9	.778	6	5	11	7.3	3	1	2	0	0	19	10.0	
vs UConn	3/13/15	*	33	5-10	.500	0-0	.000	1-4	.250	2	5	7	7.3	2	0	3	0	0	11	10.0	
vs Purdue	3/19/15	*	18	3-10	.300	0-0	.000	1-3	.333	2	1	3	7.1	3	0	4	1	2	7	9.9	
vs Kentucky	3/21/15	*	27	4-10	.400	0-0	.000	1-3	.333	5	5	10	7.2	5	0	2	0	1	9	9.9	
Totals			34	975	122-219	.557	0-1	.000	93-135	.689	93	152	245	7.2	90	44	76	67	28	337	9.9

### 2011-12 (FRESHMAN SEASON - RECEIVED MEDICAL HARDSHIP)

Opponent	Date	gs	min	Total
----------	------	----	-----	-------





# #3 JUSTIN JENIFER

GUARD • 5-10 • 175 • FRESHMAN • HS • BALTIMORE, MD. (MILFORD MILL ACADEMY)

## MOMENTS

» Scored 11 points and dished out nine assists in 16 minutes against Robert Morris (11/15/15)

**2015-16 Season (Freshman):** Tallied seven points to go with two assists in eight minutes vs. Tulsa (1/2) ... scored eight points with a pair of threes and two steals against Arkansas-Pine Bluff (11/22) ... posted a career-high 11 points and nine assists in 16 minutes vs. Robert Morris (11/15) ... tallied seven points and three rebounds in collegiate debut (11/13).

**Prior to Cincinnati:** Earned Baltimore Sun All-Metro second-team honors while averaging 17.3 points, 7.0 assists and 3.0 rebounds as a senior at Milford Mills Academy ... scored 30 or more points three times, including a 40-point effort during his final year, guiding the Millers to a 15-8 overall mark and an appearance at the regional finals ... tabbed a Gatorade Player of the Year nominee as a senior ... scored more than 1,000 points during his career ... helped his squad advance to the Maryland Class 3A state semifinals as a junior, averaging 18 points and 13 assists during the year ... claimed Baltimore Sun All-Metro first-team honors and was tabbed co-Baltimore County Player of the Year while posting double figures in every game and registered 12 double-doubles as a junior ... saw his team post a 26-2 record and win the state championship as a sophomore, tallying 17 points, seven assists and seven rebounds in the title game ... earned Baltimore Sun All-Metro second-team accolades as a sophomore ... named most valuable player at the 2013 Mary Kline Classic, posting 23 points and 10 assists.

**Personal:** Born December 4, 1995 in Baltimore, Maryland ... son of Kisha Hull and Howard Jenifer ... has one sister, Raeshawnda ... left-handed.

## SEASON & CAREER STATISTICS

### 2015-16 SEASON

2015-16 SEASON	CAREER
11 vs. Robert Morris, 11/15/15	11 vs. Robert Morris, 11/15/15
6, 4x (last vs. Tulane, 1/24/16)	6, 4x (last vs. Tulane, 1/24/16)
3, 3x (last vs. Ark.-Pine Bluff, 11/22/15)	3, 3x (last vs. Ark.-Pine Bluff, 11/22/15)
4, 2x (last vs. Tulane, 1/24/16)	4, 2x (last vs. Tulane, 1/24/16)
2 vs. Ark.-Pine Bluff, 11/22/15	2 vs. Ark.-Pine Bluff, 11/22/15
6 vs. Robert Morris, 11/15/15	6 vs. Robert Morris, 11/15/15
6 vs. Robert Morris, 11/15/15	6 vs. Robert Morris, 11/15/15
3 vs. Western Carolina, 11/13/15	3 vs. Western Carolina, 11/13/15
9 vs. Robert Morris, 11/15/15	9 vs. Robert Morris, 11/15/15
3, 2x (last vs. USF, 2/4/16)	3, 2x (last vs. USF, 2/4/16)
0	0
19, 2x (last vs. Ark.-Pine Bluff, 11/22/15)	19, 2x (last vs. Ark.-Pine Bluff, 11/22/15)

## MISCELLANEOUS STATISTICS

CATEGORY	2015-16	CAREER
Double-Figure Scoring Games	1	1
Double-Figure Rebounding Games	0	0
Double-Double Games	0	0
20-Point Scoring Games	0	0
Games Led UC in Scoring	0	0
Games Led UC in Rebounding	0	0
Games Led UC in Assists	1	1
Games With 3+ Assists	3	3
Games With 3+ Blocks	0	0
Games With 3+ Steals	2	2
Games With 3+ Three-Pointers	0	0

## GAME-BY-GAME STATISTICS

### 2015-16 (FRESHMAN SEASON)

Opponent	Date	gs	min	fg-fga	pct	3fg-fga	pct	ft-fa	pct	off	def	tot	avg	pf	a	lo	blk	stl	pts	avg
WESTERN CAROLINA	11/13/15	13	3-5	.600	1-2	.500	0-0	.000	0	3	3	3.0	2	0	3	0	0	0	7	7.0
ROBERT MORRIS	11/15/15	16	2-2	1.000	1-1	1.000	6-6	1.000	0	2	2	2.5	1	9	1	0	1	11	9.0	
at Bowling Green	11/18/15	19	3-6	.500	1-3	.333	0-2	.000	0	1	1	2.0	1	2	1	0	3	7	8.3	
ARKANSAS-PINE BLUFF	11/22/15	19	3-6	.500	2-4	.500	0-0	.000	0	1	1	1.8	3	2	2	0	2	8	8.3	
SE LOUISIANA	11/24/15	7	1-1	1.000	1-1	1.000	0-0	.000	0	0	0	1.4	0	1	1	0	0	3	7.2	
vs Nebraska	11/27/15	11	0-2	.000	0-1	.000	0-0	.000	0	0	0	1.2	1	2	1	0	0	0	6.0	
vs George Washington	11/28/15	7	0-2	.000	0-1	.000	0-0	.000	0	2	2	1.3	1	1	1	0	0	0	5.1	
BUTLER	12/2/15	5	0-1	.000	0-1	.000	1-2	.500	0	0	0	1.1	0	1	1	0	1	1	4.6	
MORGAN STATE	12/6/15	13	2-6	.333	0-2	.000	2-3	.667	0	0	0	1.0	2	3	0	0	2	6	4.8	
at Xavier	12/12/15	4	0-1	.000	0-1	.000	0-0	.000	0	0	0	0.9	0	1	0	0	0	0	4.3	
NORFOLK STATE	12/15/15	13	1-3	.333	1-2	.500	0-0	.000	0	1	1	0.9	1	0	1	0	0	3	4.2	
at VCU	12/19/15	3	0-2	.000	0-0	.000	0-0	.000	0	0	0	0.8	0	1	0	0	0	0	3.8	
IOWA STATE	12/22/15	2	0-1	.000	0-1	.000	0-0	.000	0	0	0	0.8	0	1	0	0	0	0	3.5	
TEMPLE	12/29/15	4	1-1	1.000	0-0	.000	0-0	.000	0	0	0	0.7	0	0	0	0	0	2	3.4	
TULSA	1/2/16	8	2-3	.667	1-1	1.000	2-2	1.000	0	0	0	0.7	1	2	0	0	0	7	3.7	
at USF	1/10/16	9	0-1	.000	0-0	.000	0-0	.000	0	0	0	0.6	1	1	0	0	0	0	3.4	
HOUSTON	1/13/16	7	1-1	1.000	0-0	.000	0-0	.000	0	1	1	0.6	0	0	0	0	1	2	3.4	
at Temple	01/16/16	2	0-0	.000	0-0	.000	0-0	.000	0	1	1	0.7	0	0	2	0	0	0	3.2	
TULANE	01/24/16	18	2-6	.333	2-4	.500	0-0	.000	1	1	2	0.7	0	2	1	0	0	6	3.3	
USF	02/04/16	11	0-2	.000	0-1	.000	2-2	1.000	0	1	1	0.8	1	1	0	0	3	2	3.3	
at Memphis	2/6/16	1	0-0	.000	0-0	.000	0-0	.000	0	0	0	0.7	0	0	1	0	0	0	3.1	
at UCF	2/9/16	3	0-2	.000	0-2	.000	0-0	.000	1	0	1	0.7	0	0	0	0	0	0	3.0	
EAST CAROLINA	2/13/16	4	0-1	.000	0-1	.000	0-0	.000	0	0	0	0.7	0	0	0	0	0	0	2.8	
at Tulsa	02/18/16	6	0-0	.000	0-0	.000	0-0	.000	0	1	1	0.7	0	1	0	0	0	0	2.7	
UCONN	2/20/16	3	0-1	.000	0-0	.000	0-0	.000	0	1	1	0.7	1	0	0	0	0	0	2.6	
at East Carolina	2/27/16	11	0-0	.000	0-0	.000	0-0	.000	0	0	0	0.7	1	3	1	0	1	0	2.5	
at Houston	3/3/16	13	0-2	.000	0-1	.000	1-3	.333	0	0	0	0.7	1	0	0	0	0	1	2.4	
Totals		0	232	21-58	.362	10-30	.333	14-20	.700	2	16	18	0.7	18	34	17	0	14	66	2.4

## CAREER STATISTICS

Season	gp-gs	min/avg	Total fg-fga	pct	3-Point fg-fga	pct	F-Throws ft-fa	pct	Rebounds off	def	tot	avg	Scoring pf	fo	ast	to	blk	stl	pts	avg
2015-16	27-0	232/8.6	21-58	.362	10-30	.333	14-20	.700	2	16	18	0.7	18	0	34	17	0	14	66	2.4
TOTAL	27-0	232/8.6	21-58	.362	10-30	.333	14-20	.700	2	16	18	0.7	18	0	34	17	0	14	66	2.4



# #10 TROY CAUPAIN

GUARD • 6-4 • 205 • JUNIOR • 2L • MIDLOTHIAN, VA. (COSBY HIGH SCHOOL)



## FIRST TEAM ALL-CONFERENCE

### AWARDS

- » First Team American Athletic Conference (2015-16)
- » American Championship All-Tournament Team (2016)
- » Barclays Center Classic All-Tourney Team (2015)
- » American Athletic Conference Player of the Week (11/30/15 & 3/7/16)
- » Honorable Mention American Athletic Conference All-Conference (2014-15)
- » American Athletic Conference Weekly Honor Roll (1/19/14 & 1/26/15)

### MOMENTS

- » Scored a career-high 37 points to go with 10 rebounds and five assists with no turnovers in 56 minutes in the four-overtime thriller against UConn (3/11/16)
- » Converted a three-point play and two free throws late to help secure a 61-56 win over George Washington in the championship game of the Barclays Center Classic (11/28/15)
- » Made a layup as time expired, forcing overtime in Cincinnati's 66-65 win over Purdue in the second round of the 2015 NCAA Tournament

**2015-16 Season (Junior):** Named first team all-conference by coaches in The American ... scored a career-high 37 points with 10 rebounds and five assists with no turnovers in 56 minutes in the four overtime thriller against UConn (3/11) in the quarterfinals of the American Championship ... named conference player of the week (3/7) after averaging 16.5 points and 5.0 rebounds in final week of the regular season ... scored a career-high 27 points on 9-of-14 shooting with four threes and four assists at East Carolina (2/27) ... posted 10 points and eight assists against UConn (2/20) ... tallied 15 points and a career-high nine rebounds at Tulsa (2/18), highlighted by a layup with 1 second left that sent the game into overtime ... registered his first career double-double with a game-high 18 points and career-high 10 assists against USF (2/4) ... handed out nine assists without a turnover against Tulane (1/24) ... poured in 5 points on 9-of-16 shooting, making four free throws in the final 1:08 in win over Memphis (1/21) ... scored 19 points on 7-of-16 shooting with seven assists against Temple (12/29/15) ... named to the Barclays Center Classic All-Tournament Team after averaging 16.5 points and hitting six threes in two games in Brooklyn ... scored 15 points with a pair of threes, four assists and two steals against SE Louisiana (11/24) ... handed out nine assists with one turnover to go with three steals vs. Robert Morris (11/15).

**2014-15 Season (Sophomore):** Started 33 of 34 games, averaging 9.6 points, 3.6 rebounds and a team-high 3.6 assists in a team-best 31.3 minutes ... named American Athletic Conference Honorable Mention All-Conference by the league's coaches ... named twice to The American Weekly Honor Roll (1/19 and 1/26) ... scored in double figures in 17 games ... led the Bearcats in assists in 22 of 34 games ... ranked among the league leaders in free-throw percentage (sixth at .788), assist-to-turnover ratio (sixth at 1.7-to-1), assists (10th at 3.6), steals (12th at 1.2) and field goal percentage (15th at .444) ... listed among The American leaders in three-point field goal percentage (first at .465) and field goal percentage (10th at .491) during league play ... scored a career-high 20 points on 8-of-9 shooting from the field against UConn (1/29) ... had 14 points with a trio of threes at No. 23 SMU (2/5) ... forced overtime with a running layup at the buzzer at the end of regulation in UC's 66-65 NCAA tournament second-round win over Purdue (3/19), finishing with 10 points in 38 minutes ... handed out a season-high seven assists without a turnover against Temple (1/17) ... dished out at least one assist in 33 of 34 games ... made 23 consecutive free throws dating back to VCU (12/20) until missing his first attempt against UCF (1/25) ... member of UC's Student-Athlete Advisory Board.

**2013-14 Season (Freshman):** Played in all 34 games without a start, averaging 5.4 points, 2.3 rebounds and 2.2 assists in 19.1 minutes ... ranked second on the team in free-throw shooting (78.4 percent) and assists (76) and third in three-point shooting (32.8 percent) ... produced a 2.04-to-1 assist-to-turnover ratio during conference play ... handed out a season-high nine assists with only two turnovers at

## SEASON & CAREER STATISTICS

### 2015-16 SEASON

		CAREER
37 vs. UConn, 3/11/16	Pts	37 vs. UConn, 3/11/16
30 vs. UConn, 3/11/16	FG Atts	30 vs. UConn, 3/11/16
11 vs. UConn, 3/11/16	FG Made	11 vs. UConn, 3/11/16
9, 2x (last vs. UConn, 3/11/16)	3PT-FG Atts	9, 2x (last vs. UConn, 3/11/16)
4, 5x (last vs. UConn, 3/11/16)	3PT-FG Made	4, 5x (last vs. UConn, 3/11/16)
12 vs. UConn, 3/11/16	FT Atts	12 vs. UConn, 3/11/16
11 vs. UConn, 3/11/16	FT Made	11 vs. UConn, 3/11/16
10 vs. UConn, 3/11/16	Rebs	10 vs. UConn, 3/11/16
10 vs. USF, 2/4/16	Assts	10 vs. USF, 2/4/16
5 at UCF, 2/9/16	Stls	5, 2x (last at UCF, 2/9/16)
2 vs. USF, 2/4/16	Blks	2, 2x (last vs. USF, 2/4/16)
56 vs. UConn, 3/11/16	Mins	56 vs. UConn, 3/11/16

## MISCELLANEOUS STATISTICS

CATEGORY	2013-14	2014-15	2015-16	CAREER
Double-Figure Scoring Games	5	17	20	42
Double-Figure Rebounding Games	0	0	1	1
Double-Double Games	0	0	2	2
20-Point Scoring Games	0	1	3	4
Games Led UC in Scoring	1	9	15	25
Games Led UC in Rebounding	1	0	0	1
Games Led UC in Assists	9	22	29	60
Games With 3+ Assists	11	22	27	60
Games With 3+ Blocks	0	0	0	0
Games With 3+ Steals	1	3	4	8
Games With 3+ Three-Pointers	1	2	7	10

Temple (1/26) ... dished out six assists with no turnovers at UCF (2/19) ... tallied a season-high 15 points with a trio of three-pointers and 6-of-6 shooting from the free-throw line against USC Upstate (12/3) ... scored 14 points on 5-of-6 shooting with two three-pointers against Rutgers (1/11) ... grabbed a season-best six rebounds at USF (1/18) ... scored in double figures five times and led the Bearcats in assists in nine games ... handed out three or more assists in 11 games.

**Prior to Cincinnati:** Played three seasons at Cosby High School in Midlothian, Virginia, where he finished as the school's leader in career rebounds (347) and assists (230) while ranking second in career points (1,449) ... averaged 26.0 points, 15.1 rebounds and 3.5 assists during his senior season, helping the Titans to a 26-6 record and a district championship ... scored a career-high 48 points against Matoaca High School as a senior ... named a two-time Dominican District player of the year ... tabbed the Central Region player of the year and earned first team all-state honors ... named a Top 50 shooting guard by 247Sports.com ... coached by Ron Carr.

**Personal:** Born Nov. 29, 1995 in New York, New York ... son of Renee and Troy Caupain Sr. ... right-handed ... last name pronounced "co-PAIN."

## CAREER STATISTICS

			Total		3-Point		F-Throws		Rebounds											Scoring	
Season	gp-gs	min/avg	fg-fga	pct	fg-fga	pct	ft-fga	pct	off	def	tot	avg	pf	fo	ast	to	blk	stl	pts	avg	
2013-14	34-0	649/19.1	54-142	.380	19-58	.328	58-74	.784	13	66	79	2.3	50	0	76	42	2	31	185	5.4	
2014-15	34-33	1065/31.3	107-241	.444	31-76	.408	82-104	.788	17	105	122	3.6	49	1	121	72	6	41	327	9.6	
2015-16	33-33	1104/33.5	142-379	.375	55-170	.324	89-113	.788	16	108	124	3.8	48	0	160	60	13	37	428	13.0	
TOTAL	101-66	2818/27.9	303-762	.398	105-304	.345	229-291	.787	46	279	325	3.2	147	1	357	174	21	109	940	9.3	



# #10 TROY CAUPAIN

GUARD • 6-4 • 205 • JUNIOR • 2L • MIDLOTHIAN, VA. (COSBY HIGH SCHOOL)

## GAME-BY-GAME STATISTICS

### 2015-16 (JUNIOR SEASON)

Opponent	Date	gs	min	Total		3-Pointers		Free throws		Rebounds				pts		avg
				fg-fga	pct	3fg-fga	pct	ft-fa	pct	off	def	tot	avg	pf	a	t/o
WESTERN CAROLINA	11/13/15	*	27	2-2	1.000	0-0	.000	2-4	.500	0	3	3	3.0	0	3	0
ROBERT MORRIS	11/15/15	*	24	1-3	.333	1-3	.333	3-4	.750	0	2	2	2.5	2	9	1
at Bowling Green	11/18/15	*	18	3-7	.429	1-4	.250	0-0	.000	0	4	4	3.0	4	4	1
ARKANSAS-PINE BLUFF	11/22/15	*	21	2-4	.500	1-3	.333	2-2	1.000	0	1	1	2.5	0	4	0
SE LOUISIANA	11/24/15	*	34	5-11	.455	2-7	.286	3-5	.600	0	2	2	2.4	0	4	0
vs Nebraska	11/27/15	*	29	5-11	.455	4-8	.500	3-4	.750	0	3	3	2.5	2	1	0
vs George Washington	11/28/15	*	33	5-14	.357	2-6	.333	4-4	1.000	0	2	2	2.4	1	2	1
BUTLER	12/2/15	*	33	4-8	.500	2-4	.500	2-3	.667	0	3	3	2.5	3	6	3
MORGAN STATE	12/6/15	*	34	3-14	.214	0-8	.000	0-0	.000	0	5	5	2.8	0	5	0
at Xavier	12/12/15	*	36	3-10	.300	2-9	.222	2-2	1.000	0	3	3	2.8	0	6	2
NORFOLK STATE	12/15/15	*	32	1-5	.200	1-3	.333	2-4	.500	0	4	4	2.9	0	6	1
at VCU	12/19/15	*	37	5-11	.455	1-3	.333	4-4	1.000	0	2	2	2.8	1	4	2
IOWA STATE	12/22/15	*	34	6-14	.429	1-4	.250	5-6	.833	1	4	5	3.0	1	4	0
TEMPLE	12/29/15	*	36	7-16	.438	1-4	.250	4-4	1.000	1	2	3	3.0	3	7	2
TULSA	12/16	*	31	3-9	.333	2-4	.500	0-0	.000	1	2	3	3.0	2	7	3
at SMU	01/07/16	*	37	4-14	.286	1-4	.250	0-0	.000	0	1	1	2.9	2	4	2
at USF	11/10/16	*	31	5-14	.357	4-9	.444	0-0	.000	1	5	6	3.1	2	2	3
HOUSTON	11/13/16	*	32	0-10	.000	0-4	.000	1-2	.500	1	3	4	3.1	1	5	3
at Temple	01/16/16	*	31	5-15	.333	0-3	.000	4-6	.667	1	3	4	3.2	3	1	3
MEMPHIS	01/21/16	*	36	9-16	.563	1-2	.500	6-6	1.000	0	3	3	3.2	0	4	3
TULANE	01/24/16	*	22	3-5	.600	2-3	.667	0-1	.000	0	1	1	3.0	1	9	0
at UCONN	12/8/16	*	36	3-11	.273	2-5	.400	0-0	.000	1	3	4	3.1	2	0	4
USF	02/04/16	*	29	6-11	.545	4-7	.571	2-2	1.000	0	4	4	3.1	1	10	3
at Memphis	2/6/16	*	39	6-12	.500	3-8	.375	2-3	.667	1	4	5	3.2	1	6	2
at UCF	2/9/16	*	37	1-11	.091	0-3	.000	5-6	.833	0	4	4	3.2	3	5	3
EAST CAROLINA	2/13/16	*	36	4-12	.333	2-8	.250	2-3	.667	0	5	5	3.3	1	6	0
at Tulsa	02/18/16	*	39	5-14	.357	2-8	.250	3-5	.600	1	8	9	3.5	2	4	3
UCONN	2/20/16	*	37	2-8	.250	1-4	.250	5-6	.833	0	2	2	3.5	0	8	1
at East Carolina	2/27/16	*	38	9-14	.643	4-7	.571	5-5	1.000	1	2	3	3.4	3	4	1
at Houston	3/3/16	*	37	8-18	.444	3-8	.375	0-0	.000	1	2	3	3.4	1	5	3
SMU	03/06/16	*	36	4-19	.211	0-6	.000	6-8	.750	1	4	5	3.5	1	5	3
vs UCONN	3/11/16	*	56	11-30	.367	4-9	.444	11-12	.917	4	6	10	3.7	3	5	0
vs Saint Joseph's	3/18/16	*	36	2-6	.333	1-2	.500	1-2	.500	0	6	6	3.8	2	5	2
Totals			33	1104	142-379	.375	55-170	.324	89-113	.788	16	108	124	3.8	48	160

### 2014-15 (SOPHOMORE SEASON)

Opponent	Date	gs	min	Total		3-Pointers		Free throws		Rebounds				pts		avg
				fg-fga	pct	3fg-fga	pct	ft-fa	pct	off	def	tot	avg	pf	a	t/o
SAINT FRANCIS	11/14/14	*	27	2-2	1.000	0-0	.000	4-4	1.000	0	2	2	2.0	3	4	3
MOREHEAD STATE	11/19/14	*	31	2-7	.286	1-2	.500	8-11	.727	1	4	5	3.5	1	6	1
EASTERN ILLINOIS	11/23/14	*	36	8-13	.615	1-2	.500	0-0	.000	0	6	6	4.3	1	1	4
N.C. CENTRAL	11/25/14	*	27	1-7	.143	0-3	.000	2-2	1.000	0	2	2	3.8	1	0	0
vs Middle Tennessee	11/28/14	*	24	3-6	.500	1-3	.333	4-5	.800	0	2	2	3.4	1	1	1
vs Ole Miss	11/29/14	*	23	1-6	.167	1-3	.333	0-0	.000	2	2	4	3.5	2	1	5
STONY BROOK	12/02/14	*	26	3-5	.600	2-4	.500	2-2	1.000	0	3	3	3.4	1	6	1
at Nebraska	12/13/14	*	45	5-13	.385	0-1	.000	3-3	1.000	2	2	4	3.5	2	6	2
SAN DIEGO STATE	12/17/14	*	30	3-9	.333	0-1	.000	6-9	.667	1	3	4	3.6	0	4	2
VCU	12/20/14	*	36	0-5	.000	0-2	.000	2-2	1.000	0	6	6	3.8	0	6	3
WAGNER	12/23/14	*	19	2-4	.500	0-0	.000	2-2	1.000	0	3	3	3.7	3	3	4
at NC State	12-30-14	*	32	5-8	.625	1-1	1.000	2-2	1.000	1	3	4	3.8	4	2	2
SMU	01/03/15	*	32	1-3	.333	1-3	.333	4-4	1.000	1	3	4	3.8	2	4	3
EAST CAROLINA	01/06/15	*	30	4-6	.667	2-3	.667	0-0	.000	0	4	4	3.8	0	6	2
at UConn	1/10/15	*	34	6-15	.400	2-6	.333	0-0	.000	2	3	5	3.9	2	3	0
at Memphis	1/15/15	*	32	4-8	.500	1-2	.500	5-5	1.000	1	2	3	3.8	2	3	3
TEMPLE	01/17/15	*	32	2-5	.400	1-1	1.000	4-4	1.000	0	0	0	3.6	0	7	0
HOUSTON	01/21/15	*	35	4-6	.667	3-5	.600	2-2	1.000	0	3	3	3.6	2	6	3
at UCF	01/25/15	*	35	3-7	.429	0-2	.000	3-4	.750	0	3	3	3.5	1	2	2
UCONN	01/29/15	*	34	8-9	.889	1-2	.500	3-4	.750	0	4	4	3.6	3	2	3
at East Carolina	02/01/15	*	25	1-6	.167	0-3	.000	2-2	1.000	2	4	6	3.7	0	2	1
at SMU	02/05/15	*	36	4-6	.667	3-3	1.000	3-5	.600	0	4	4	3.7	2	4	2
USF	02/07/15	*	27	2-6	.333	0-2	.000	4-6	.667	0	3	3	3.7	4	1	4
at Temple	02/10/15	*	28	4-6	.667	2-2	1.000	0-0	.000	0	2	2	3.6	0	3	3
TULANE	02/14/15	*	30	2-4	.500	0-0	.000	1-2	.500	0	0	0	3.4	1	2	3
XAVIER	02/18/15	*	35	3-5	.600	1-3	.333	2-2	1.000	1	5	6	3.5	1	4	0
at Houston	2/21/15	*	21	1-7	.143	0-1	.000	3-4	.750	0	3	3	3.5	3	4	1
UCF	02/25/15	*	33	4-6	.667	2-2	1.000	0-3	.000	1	2	3	3.5	0	6	3
at Tulane	02/28/15	*	32	1-3	.333	1-2	.500	0-0	.000	0	5	5	3.6	0	4	1
at Tulsa	03/04/15	*	33	4-6	.667	1-2	.500	3-4	.750	0	6	6	3.6	2	2	0
MEMPHIS	03/08/15	*	35	2-7	.286	0-2	.000	0-0	.000	0	2	2	3.6	1	6	3
vs UConn	3/13/15	*	34	4-8	.500	3-4	.750	1-2	.500	0	4	4	3.6	1	2	2
vs Purdue	3/19/15	*	38	4-10	.400	0-0	.000	2-4	.500	1	2	3	3.6	2	4	2
vs Kentucky	3/21/15	*	38	4-17	.235	0-4	.000	5-5	1.000	1	3	4	3.6	1	4	3
Totals			33	1065	107-241	.444	31-76	.408	82-104	.788	17	105	122	3.6	49	121

### 2013-14 (FRESHMAN SEASON)

Opponent	Date	gs	min	Total		3-Pointers		Free throws		Rebounds										
				fg-fga	pct	3fg-fga	pct	ft-fa	pct	off	def	tot	avg	pf	a	t/o	blk	stl	pts	avg
NORTH CAROLINA CENT	11/08/13	13	0-3	.000	0-1	.000	2-2	1.000	0	2	2	2.0	0	2	1	0	0	2	2.20	
NC STATE	11/12/13	19	0-3	.000	0-0	.000	5-6	.833	1	3	4	3.0	3	0	1	0	0	5	3.35	
APPALACHIAN ST.	11/16/13	26	5-6	.833	0-1	.000	3-3	1.000	1	3	4	3.3	2	4	2	0	1	13	6.7	
CAMPBELL	11/20/13	14	0-2	.000	0-0	.000	1-2	.500	0	1	1	2.8	0	1	0	0	1	1	5.3	
UMASS LOWELL	11/26/13	20	1-4	.250	0-1	.000	5-7	.714	2	1	3	2.8	1	1	2	0	2	7	5.6	
KENNESAW ST.	11/29/13	19	2-4	.500	0-0	.000	2-2	1.000	2	1	3	2.8	1	2	2	1	2	6	5.7	
USC UPSTATE	12/03/13	21	3-8	.375	3-5	.600	6-6	1.000	0	2	2	2.7	0	5	1	1	0	15	7.0	
at New Mexico	12/07/13	21	4-7	.571	1-2	.500	2-2	1.000	0	0	0	2.4	1	1	1	0	2	11	7.5	
vs Xavier	12/14/13	25	2-8	.250	1-3	.333	0-1	.000	1	3	4	2.6	4	0	1	0	2	5	7.2	
vs Pittsburgh	12/17/13	18	1-1	1.000	1-1	1.000	1-2	.500	0	2	2	2.5	2	2	3	0	0	4	6.9	
MIDDLE TENNESSEE	12/21/13	19	1-2	.500	1-2	.500	1-2	.500	0	5	5	2.7	2	4	1	0	4	4	6.6	
CHICAGO STATE	12/23/13	16	4-7	.571	2-4	.500	0-0	.000	0	4	4	2.8	3	3	3	0	1	10	6.9	
NEBRASKA	12/28/13	24	2-4	.500	0-1	.000	1-2	.500	0	4	4	2.9	3	3	0	0	2	5	6.8	
SMU	1/1/14	24	2-5	.400	1-2	.500	2-2	1.000	0	1	1	2.8	1	2	0	0	1	7	6.8	
at Memphis	1/4/14	19	3-6	.500	1-2	.500	0-0	.000	0	3	3	2.8	1	5	1	0	3	7	6.8	
at Houston	1/7/14	22	2-6	.333	1-2	.500	1-3	.333	2	0	2	2.8	1	1	0	0	2	6	6.8	
RUTGERS	1/11/14	23	5-6	.833	2-3	.667	2-5	.400	0	2	2	2.7	3	1	4	0	0	14	7.2	
TEMPLE	1/14/14	17	0-3	.000	0-2	.000	2-2	1.000	0	0	0	2.6	3	5	0	0	1	2	6.9	
at USF	1/18/14	18	1-5	.200	1-3	.333	2-2	1.000	0	6	6	2.7	1	2	2	0	0	5	6.8	
UCF	1/23/14	23	2-7	.286	1-3	.333	1-2	.500	0	2	2	2.7	1	0	0	1	0	6	6.8	
at Temple	2/01/14	23	3-5	.600	0-2	.000	2-2	1.000	0	1	1	2.6	1	9	2	0	0	8	6.8	
at Louisville	2/09/14	22	0-4	.000	0-1	.000	0-0	.000	0	1	1	2.6	0	2	0	0	0	0	6.5	
USF	1/21/14	17	0-2	.000	0-1	.000	0-0	.000	0	2	2	2.6	0	2	0	0	1	0	6.2	
UCONN	2/6/14	12	1-3	.333	0-1	.000	0-0	.000	0	0	0	2.5	0	2	3	0	2	2	6.0	
at SMU	02/08/14	16	0-4	.000	0-4	.000	1-2	.500	0	1	1	2.4	3	2	2	0	0	1	5.8	
HOUSTON	2/15/14	12	0-3	.000	0-1	.000	2-2	1.000	1	2	3	2.5	0	2	0	0	0	1	5.7	
at UCF	2/19/14	19	2-2	1.000	1-1	1.000	0-0	.000	0	1	0	2.4	0	6	0	0	1	2	5.7	
LOUISVILLE	2/22/14	18	1-2	.500	0-0	.000	4-4	1.000	0	2	2	2.4	2	1	0	0	0	6	5.7	
at UConn	3/1/14	13	1-3	.333	1-3	.333	0-0	.000	0	1	1	2.3	0	0	3	0	0	3	5.6	
MEMPHIS	03/06/14	23	0-2	.000	0-2	.000	6-7	.857	0	4	4	2.4	2	2	1	0	1	6	5.6	
at Rutgers	03/08/14	18	3-4	.750	1-1	1.000	0-0	.000	0	2	2	2.4	0	4	1	0	0	7	5.6	
vs UCF	3/13/14	24	1-4	.250	0-1	.000	2-2	1.000	0	3	3	2.4	2	3	0	1	0	4	5.6	
vs UConn	3/14/14	8	1-3	.333	0-1	.000	0-0	.000	0	1	0	2.4	3	0	2	0	1	2	5.5	
vs Harvard	03/20/14	22	1-3	.333	0-1	.000	2-2	1.000	0	1	1	2.3	1	0	0	0	2	4	5.4	
Totals		0	649	54-142	.380	19-58	.328	58-74	.784	13	66	79	23	50	76	42	2	31	185	5.4





# #11 GARY CLARK

FORWARD • 6-8 • 235 • SOPHOMORE • 1L • CLAYTON, N.C. (CLAYTON HIGH SCHOOL)

## AWARDS

- » Defensive Player of the Year American Athletic Conference (2015-16)
- » Second Team American Athletic Conference (2015-16)
- » All-Rookie Team American Athletic Conference (2014-15)
- » American Athletic Conference Rookie of the Week (12/8/14)
- » American Athletic Conference Weekly Honor Roll (2/23/15, 2/1/16, 2/22/16)

## MOMENTS

- » Converted a three-point play with 12.1 seconds left in 58-57 win at UConn (1/28/16)
- » Finished 2014-15 as the only freshman in The American to rank among the top 10 league leaders for rebounds (third at 7.2), field goal percentage (sixth at .524) and blocks (sixth at 1.3)
- » Ranked second in The American in rebounding among freshmen in 2014-15
- » Set Cincinnati's freshman single-game record, pulling down 16 rebounds against East Carolina (1/6/15)

**2015-16 (Sophomore):** Named second team all conference by coaches in The American ... posted a double-double with 12 points and a game-high 12 rebounds in 48 minutes in the four overtime thriller vs. UConn (3/11) in the quarterfinals of the American Championship ... registered double-double with 13 points and 11 rebounds against UConn (2/20) ... posted a team-high 18 points, nine rebounds and a pair of threes at Tulsa (2/18) ... registered a double-double with 15 points and 12 rebounds against East Carolina (2/13) ... earned a double-double with 15 points and 14 rebounds at Memphis (2/6) ... notched a double-double with 16 points and 13 rebounds against USF (2/4) ... posted 13 points, six rebounds and four blocks and converted a conventional three-point play with 11 seconds left to lift the Bearcats to a 58-57 win at UConn (1/28) ... registered 12 points and 14 rebounds at Temple (1/16) ... posted a double-double with 13 points and 11 rebounds and a career-high five steals at SMU (1/7) ... registered 19 points on 9-of-11 shooting with seven rebounds against Norfolk State (12/15/15) ... tallied a double-double with 13 points and 14 rebounds to go with five assists against Morgan State (12/6) ... poured in a career-high 21 points on 9 of 10 shooting with eight rebounds and three blocks in the season opener (11/13).

**2014-15 (Freshman):** Started all 34 games, averaging 7.8 points, 7.2 rebounds, 1.7 assists and 1.3 blocks in 27.8 minutes ... named to the American Athletic Conference All-Rookie Team by the league's coaches ... tabbed The American's Rookie of the Week (12/8) and chosen to league's weekly honor roll (2/23) ... grabbed 246 rebounds on the season, second most in school history by a freshman (Danny Fortson 258 in 1995) ... finished as the only freshman in The American to rank among the top 10 league leaders for rebounds (third at 7.2), field goal percentage (sixth at .524) and blocks (sixth at 1.3) ... finished second in The American in rebounding among freshmen (UConn's Daniel Hamilton [7.6]) ... ranked second in the league for offensive rebounds (2.8) and tied for fourth in defensive rebounds (4.5) ... led UC in rebounding in 15 games on the season, grabbing 10 or more boards seven times ... posted five or more rebounds in 28 of 34 games ... set a UC freshman record pulling down 16 rebounds to go with eight points, a season-best four blocks and a season-high four steals against East Carolina (1/6) ... scored in double figures in 11 games ... registered three double-doubles with 12 points and a game-high 10 rebounds against UConn (1/29), 12 points and a game-high 12 rebounds against Ole Miss (11/29) and 11 points and a game-high 14 rebounds at Houston (2/21) ... tallied a season-high 14 points on 7-of-11 shooting to go with seven rebounds against Xavier (2/18) ... selected to the Emerald Coast Classic All-Tournament Team ... became the first true freshman to start a season opener since Lance Stephenson (2009-10 season).

**Prior to Cincinnati:** Averaged 26 points, seven rebounds and four assists as a senior at Clayton High School in Clayton, North Carolina ... finished his career as the school's all-time leader in points, rebounds and blocks ... tabbed a four-star recruit by Rivals, ESPN and 247 Sports ... praised on one of the nation's top 100 prospects by ESPN and Rivals ... named Greater Neuse River Conference Player of the Year as a junior



## DEFENSIVE PLAYER OF THE YEAR



## SECOND TEAM ALL-CONFERENCE

## SEASON & CAREER STATISTICS

2015-16 SEASON			CAREER		
21 vs. Western Carolina, 11/13/15	Pts	21 vs. Western Carolina, 11/13/15	14 at Tulsa, 2/18/16	FG Atts	14 at Tulsa, 2/18/16
14 at Tulsa, 2/18/16	FG Atts	9, 2x (last vs. Norfolk State, 12/15/15)	FG Made	9, 2x (last vs. Norfolk State, 12/15/15)	4 at Tulsa, 2/18/16
4 at Tulsa, 2/18/16	3PT-FG Atts	2, 2x (last at Tulsa, 2/18/16)	3PT-FG Made	2, 2x (last at Tulsa, 2/18/16)	8, 4x (last vs. UConn, 3/11/16)
2, 2x (last at Tulsa, 2/18/16)	FT Atts	7, 2x (last vs. SMU, 3/6/16)	FT Made	7, 2x (last vs. SMU, 3/6/16)	16 vs. East Carolina, 1/6/15
8, 4x (last vs. UConn, 3/11/16)	Rebs	6 vs. Houston, 1/13/16	Assts	6 vs. Houston, 1/13/16	5 at SMU, 1/7/16
7, 2x (last vs. SMU, 3/6/16)	Stls	4, 4x (last at UCF, 2/9/16)	Blks	4, 6x (last at UCF, 2/9/16)	48 vs. UConn, 3/11/16
14, 4x (last at Memphis, 2/6/16)	Mins				

## MISCELLANEOUS STATISTICS

CATEGORY	2014-15	2015-16	CAREER
Double-Figure Scoring Games	11	19	30
Double-Figure Rebounding Games	7	14	21
Double-Double Games	3	8	11
20-Point Scoring Games	0	1	1
Games Led UC in Scoring	2	5	7
Games Led UC in Rebounding	15	17	32
Games Led UC in Assists	6	4	10
Games With 3+ Assists	5	11	16
Games With 3+ Blocks	4	5	9
Games With 3+ Steals	3	4	7
Games With 3+ Three-Pointers	0	0	0

and senior ... became the first player in the state of North Carolina to record a quadruple double with 22 points, 21 rebounds, 15 blocked shots and 10 assists against West Johnston during his senior season ... poured in 40 points and grabbed 12 rebounds against East Wake on Jan. 11, 2014, the same day he was left off the list of nominees for the McDonald's All-America game ... averaged 24 points, 14 rebounds and four blocks while leading the Comets to the 2013 4A Eastern Regional semifinals as a junior ... averaged nearly 32 points in the playoffs while earning Associate Press All-State accolades.

**Personal:** Born Nov. 16, 1994 in Smithfield, North Carolina ... son of Tammy McKey and Gary Clark Sr. ... has one brother, Jeremiah and two sisters, Azia and Tanija ... right-handed.

## CAREER STATISTICS

			Total		3-Point		F-Throws		Rebounds											Scoring	
Season	gp-gs	min/avg	fg-fga	pct	fg-fga	pct	ft-fga	pct	off	def	tot	avg	pf	fo	ast	to	blk	stl	pts	avg	
2014-15	34-34	945/27.8	110-210	.524	0-5	.000	45-72	.625	94	152	246	7.2	54	0	57	38	45	35	265	7.8	
2015-16	33-32	1002/30.4	126-243	.519	13-25	.520	79-115	.687	113	177	290	8.8	76	0	70	42	49	41	344	10.4	
TOTAL	67-66	1947/29.1	236-453	.521	13-30	.433	124-187	.663	207	329	536	8.0	130	0	127	80	94	76	609	9.1	



# #11 GARY CLARK

FORWARD • 6-8 • 235 • SOPHOMORE • 1L • CLAYTON, N.C. (CLAYTON HIGH SCHOOL)

## GAME-BY-GAME STATISTICS

### 2015-16 (SOPHOMORE SEASON)

Opponent	Date	gs	min	Total		3-Pointers		Free throws		Rebounds				pf	a	t/o	blk	stl	pts	avg	
				fg	fga	pct	3fg	3fga	pct	ft	fta	pct	off								def
WESTERN CAROLINA	11/13/15	*	28	9-10	.900	0-1	.000	3-3	1.000	2	6	8.0	2	2	1	3	0	21	21.0		
ROBERT MORRIS	11/15/15	*	24	2-5	.400	0-0	.000	0-0	.000	4	3	7.5	1	3	2	2	1	4	12.5		
at Bowling Green	11/18/15	*	24	3-4	.750	0-0	.000	1-2	.500	2	8	8.3	3	2	1	1	2	7	10.7		
ARKANSAS-PINE BLUFF	11/22/15	*	18	3-4	.750	1-1	1.000	3-6	.500	2	4	6.7	4	3	1	1	1	10	10.5		
SE LOUISIANA	11/24/15	*	37	4-8	.500	1-1	1.000	3-5	.600	5	3	8.7	1	0	0	2	1	12	10.8		
vs Nebraska	11/27/15	*	30	2-6	.333	0-0	.000	2-2	1.000	2	2	4.7	2	2	2	0	1	6	10.0		
vs George Washington	11/28/15	*	27	3-4	.750	0-0	.000	0-0	.000	3	8	11.7	4	2	2	1	3	6	9.4		
BUTLER	12/2/15	*	23	3-4	.750	0-0	.000	3-4	.750	3	3	6.7	5	1	2	2	1	9	9.4		
MORGAN STATE	12/6/15	*	28	4-6	.667	1-2	.500	4-5	.800	8	6	14.8	2	5	0	2	1	13	9.8		
at Xavier	12/12/15	*	29	0-2	.000	0-0	.000	0-0	.000	2	5	7.8	1	3	2	1	0	2	8.8		
NORFOLK STATE	12/15/15	*	29	9-11	.818	1-1	1.000	0-0	.000	3	4	7.8	0	3	2	2	1	0	19	9.7	
at VCU	12/19/15	*	30	3-6	.500	0-0	.000	7-8	.875	2	7	9.8	1	4	0	1	1	0	13	10.0	
IOWA STATE	12/22/15	*	28	5-8	.625	0-1	.000	0-2	.000	5	4	9.8	2	1	2	1	0	1	10	10.0	
TEMPLE	12/29/15	*	28	3-8	.375	0-0	.000	1-1	1.000	3	1	4.7	9	2	2	2	0	0	7	9.8	
TULSA	1/2/16	*	30	3-6	.500	0-0	.000	1-2	.500	8	6	14.8	3	4	4	0	1	0	7	9.6	
at SMU	01/07/16	*	32	6-10	.600	0-0	.000	1-2	.500	4	7	11.8	4	2	1	1	0	5	13	9.8	
at USF	1/10/16	*	34	0-4	.000	0-0	.000	5-7	.714	7	4	11.8	1	2	2	1	1	5	9.5		
HOUSTON	1/13/16	*	33	5-6	.833	1-1	1.000	3-4	.750	5	2	7.8	5	4	6	1	1	2	14	9.8	
at Temple	01/16/16	*	34	6-10	.600	0-1	.000	0-1	.000	5	9	14.8	4	1	2	2	0	12	9.9		
MEMPHIS	01/21/16	*	27	2-5	.400	0-0	.000	3-5	.600	1	3	4.8	6	1	2	4	2	7	9.8		
TULANE	01/24/16	*	23	8-10	.800	1-1	1.000	0-2	.000	1	4	5.8	0	1	1	2	1	17	10.1		
at UCONN	1/28/16	*	32	4-7	.571	1-2	.500	4-7	.571	2	4	6.8	3	2	3	4	0	13	10.2		
USF	02/04/16	*	31	5-10	.500	1-2	.500	5-7	.714	9	4	13.8	5	2	4	0	0	1	16	10.5	
at Memphis	2/6/16	*	37	6-10	.600	1-2	.500	2-4	.500	3	11	14.8	7	3	3	0	4	0	15	10.7	
at UCF	2/9/16	*	33	3-9	.333	1-2	.500	4-4	1.000	1	7	8.8	7	1	5	1	4	1	11	10.7	
EAST CAROLINA	2/13/16	*	33	6-8	.750	0-0	.000	3-3	1.000	2	10	12.8	0	4	3	1	1	15	10.8		
at Tulsa	02/18/16	*	39	7-14	.500	2-4	.500	2-2	1.000	2	7	9.8	0	0	1	2	2	18	11.1		
UCONN	2/20/16	*	34	6-12	.500	1-2	.500	0-2	.000	1	10	11.8	9	0	1	3	2	1	13	11.2	
at East Carolina	2/27/16	*	27	2-10	.200	0-0	.000	0-1	.000	1	2	3.8	7	3	1	1	1	3	4	10.9	
at Houston	3/3/16	*	38	0-6	.000	0-1	.000	6-8	.750	3	10	13.8	3	1	0	2	1	6	10.8		
SMU	03/06/16	*	35	0-8	.000	0-0	.000	7-8	.875	7	4	11.8	9	4	3	0	1	3	7	10.6	
vs UCONN	3/11/16	*	48	3-9	.333	0-0	.000	6-8	.750	5	7	12.9	0	2	1	2	2	1	12	10.7	
vs Saint Joseph's	3/18/16	*	19	1-3	.333	0-0	.000	0-0	.000	0	2	2.8	1	1	0	0	1	2	10.4		
Totals			32	1002	126-243	.519	13-25	.520	79-115	.687	113	177	290	8.8	76	70	42	49	41	344	10.4

### 2014-15 (FRESHMAN SEASON)

Opponent	Date	gs	min	Total		3-Pointers		Free throws		Rebounds				pf	a	t/o	blk	stl	pts	avg	
				fg	fga	pct	3fg	3fga	pct	ft	fta	pct	off								def
SAINT FRANCIS	11/14/14	*	24	5-8	.625	0-1	.000	0-0	.000	4	2	6	6.0	1	1	0	1	4	10.0		
MOREHEAD STATE	11/19/14	*	24	1-4	.250	0-0	.000	0-0	.000	2	6	8	7.0	2	1	2	0	0	2	6.0	
EASTERN ILLINOIS	11/23/14	*	22	2-4	.500	0-0	.000	0-0	.000	3	5	8	7.3	2	3	0	2	1	4	5.3	
N.C. CENTRAL	11/25/14	*	25	3-5	.600	0-0	.000	6-6	1.000	5	3	8	7.5	2	3	4	0	12	7.0		
vs Middle Tennessee	11/28/14	*	31	4-6	.667	0-0	.000	1-2	.500	5	2	7	7.4	1	2	1	2	1	9	7.4	
vs Ole Miss	11/29/14	*	29	4-6	.667	0-0	.000	4-7	.571	4	8	12	8.2	0	0	1	1	0	12	8.2	
STONY BROOK	12/02/14	*	26	6-10	.600	0-0	.000	1-1	1.000	3	5	8	8.1	1	2	2	2	1	13	8.9	
at Nebraska	12/13/14	*	32	3-9	.333	0-0	.000	2-6	.333	4	4	8	8.1	4	1	1	1	0	8	8.8	
SAN DIEGO STATE	12/17/14	*	29	4-8	.500	0-0	.000	2-2	1.000	0	5	5	7.8	3	1	0	0	0	10	8.9	
VCU	12/20/14	*	21	2-7	.286	0-1	.000	0-0	.000	2	3	5	7.5	1	2	0	0	0	4	8.4	
WAGNER	12/23/14	*	22	2-4	.500	0-0	.000	1-1	1.000	2	4	6	7.4	1	0	0	2	1	5	8.1	
at NC State	12-30-14	*	36	3-6	.500	0-0	.000	3-7	.429	3	1	4	7.1	1	2	1	0	2	9	8.2	
SMU	01/03/15	*	33	3-6	.500	0-1	.000	2-2	1.000	2	5	7	7.1	1	2	2	1	2	8	8.2	
EAST CAROLINA	01/06/15	*	30	3-7	.429	0-0	.000	2-3	.667	4	12	16	7.7	0	3	3	4	4	8	8.1	
at UConn	1/10/15	*	27	1-2	.500	0-1	.000	0-0	.000	1	4	5	7.5	2	2	2	1	2	2	7.7	
at Memphis	1/15/15	*	30	3-7	.429	0-0	.000	1-2	.500	3	7	10	7.7	3	4	2	1	0	7	7.7	
TEMPLE	01/17/15	*	23	4-7	.571	0-0	.000	3-3	1.000	1	7	8	7.7	0	2	1	0	0	11	7.9	
HOUSTON	01/21/15	*	33	3-3	1.000	0-0	.000	2-2	1.000	0	5	5	7.6	2	0	2	2	2	8	7.9	
at UCF	01/25/15	*	28	3-5	.600	0-0	.000	1-4	.250	1	1	2	7.3	3	0	1	2	2	7	7.8	
UCONN	01/29/15	*	27	6-12	.500	0-0	.000	0-2	.000	7	3	10	7.4	1	2	1	2	4	12	8.1	
at East Carolina	02/01/15	*	33	2-5	.400	0-0	.000	0-1	.000	0	5	5	7.3	0	0	2	3	0	4	7.9	
at SMU	02/05/15	*	18	1-2	.500	0-0	.000	0-0	.000	1	4	5	7.2	3	4	0	0	0	2	7.6	
USF	02/07/15	*	16	2-3	.667	0-0	.000	1-2	.500	3	0	3	7.0	0	1	1	0	1	5	7.5	
at Temple	02/10/15	*	21	2-3	.667	0-0	.000	0-0	.000	2	3	5	6.9	0	2	3	1	2	4	7.3	
TULANE	02/14/15	*	20	4-6	.667	0-0	.000	0-0	.000	1	2	3	6.8	3	0	2	1	1	8	7.4	
XAVIER	02/18/15	*	36	7-11	.636	0-0	.000	0-1	.000	4	3	7	6.8	2	2	0	2	1	14	7.6	
at Houston	2/21/15	*	31	4-7	.571	0-0	.000	3-4	.750	6	8	14	7.0	2	1	1	2	0	11	7.7	
UCF	02/25/15	*	25	5-6	.833	0-0	.000	0-0	.000	0	3	3	6.9	1	3	0	0	0	10	7.8	
at Tulane	02/28/15	*	28	3-7	.429	0-0	.000	2-3	.667	5	4	9	7.0	0	5	1	2	0	8	7.8	
at Tulsa	03/04/15	*	36	3-3	1.000	0-0	.000	1-2	.500	3	5	8	7.0	4	2	2	0	0	7	7.8	
MEMPHIS	03/08/15	*	33	4-8	.500	0-0	.000	3-4	.750	1	3	4	6.9	2	2	1	1	1	11	7.9	
vs UConn	3/13/15	*	34	4-9	.444	0-1	.000	1-1	1.000	2	9	11	7.0	1	1	0	1	0	9	7.9	
vs Purdue	3/19/15	*	36	4-10	.400	0-0	.000	1-2	.500	5	7	12	7.2	1	2	0	1	2	9	8.0	
vs Kentucky	3/21/15	*	26	0-4	.000	0-0	.000	2-2	1.000	5	4	9	7.2	4	0	0	3	1	2	7.8	
Totals			34	945	110-210	.524	0-5	.000	45-72	.625	94	152	246	7.2	54	57	38	45	35	265	7.8



# #13 TRE SCOTT

FORWARD • 6-8 • 225 • FRESHMAN • HS • DARIEN, GA. (MCINTOSH COUNTY ACADEMY)

**Prior to Cincinnati:** Named the Georgia Region 2A Player of the Year as a junior and senior ... tabbed first team all-region as a freshman and sophomore ... set the school scoring mark with 1,824 points while averaging 13.3 rebounds during his career at McIntosh County Academy in Darien, Georgia (population 1,880) ... averaged 21.6 points, 14.1 rebounds, 6.5 assists and 3.5 blocks as a senior ... posted 22.3 points, 13.7 rebounds, 6.7 assists and 3.7 blocks as a junior ... tabbed a three-star prospect by ESPN, Rivals.com and Scout.com and 247 Sports.

**Personal:** Born Nov. 25, 1996 in Brunswick, Georgia ... son of Anita and Eddie Scott ... has two sisters, Jada and Jadyn ... right-handed.

## SEASON & CAREER STATISTICS

2015-16 SEASON	CAREER
0	Pts 0
0	FG Atts 0
0	FG Made 0
0	3PT-FG Atts 0
0	3PT-FG Made 0
0	FT Atts 0
0	FT Made 0
0	Rebs 0
0	Assts 0
0	Stls 0
0	Blks 0
0	Mins 0

## MISCELLANEOUS STATISTICS

CATEGORY	2015-16	CAREER
Double-Figure Scoring Games	0	0
Double-Figure Rebounding Games	0	0
Double-Double Games	0	0
20-Point Scoring Games	0	0
Games Led UC in Scoring	0	0
Games Led UC in Rebounding	0	0
Games Led UC in Assists	0	0
Games With 3+ Assists	0	0
Games With 3+ Blocks	0	0
Games With 3+ Steals	0	0
Games With 3+ Three-Pointers	0	0

## GAME-BY-GAME STATISTICS

2015-16 (FRESHMAN SEASON)

## CAREER STATISTICS





# #21 FARAD COBB

GUARD • 6-1 • 170 • SENIOR • 1L • WEST PALM BEACH, FLA. (NORTHWEST FLORIDA STATE COLLEGE)

## AWARDS

» American Athletic Conference Player of the Week (3/9/15)  
 » American Athletic Conference Weekly Honor Roll (11/26/15, 12/21/15, 1/4/16, 1/5/15 & 2/9/15)

## MOMENTS

» Made six three-pointers and finished with 20 points at Bowling Green (11/18/15)  
 » Averaged a team-best 18.0 points, shooting 20 of 33 (60.6 percent) from the field and 10 of 19 (62.5 percent) from three-point range against the top two teams in The American in 2014-15: SMU (two games) and Tulsa (one game)  
 » Led the Bearcats in scoring during March 2015, averaging 12.2 points while shooting 44.7 percent (21 of 47) from the field and 90.9 percent (10 of 11) from the foul line

**2015-16 (Senior):** Hit four three-pointers for 12 points against Saint Joseph's (3/18) in the first round of the NCAA Tournament ... tallied 14 points with four three-pointers and six rebounds in 51 minutes against UConn (3/11) in the four overtime thriller in the quarterfinals of the American Championship ... returned to the starting lineup against SMU (3/7) after missing the previous two games due to injury, snapping a string of 37 consecutive starts ... grabbed a season-high six rebounds to go with 13 points and a trio of threes at UConn (1/2) ... matched his UC best with six threes to go with four steals at SMU (1/7) ... hit five threes and scored a season-high 21 points against Tulsa (1/2) ... tallied a game-high 15 points with a trio of threes at VCU (12/19) ... matched his season high with 20 points on 7-of-14 shooting with five threes against Norfolk State (12/15) ... hit a trio of threes and had 11 points against George Washington (11/28/15) ... registered a game-high 20 points on 7-of-11 shooting with four treys, four steals and three assists vs. Arkansas-Pine Bluff (11/22) ... tallied a game-high 20 points on 7-of-14 shooting with a UC career-high six three-pointers in 22 minutes at Bowling Green (11/18) ... led UC with 15 points on 6-of-9 shooting with three threes against Robert Morris (11/15) ... nailed a trio of threes in the season opener (11/13).

**2014-15 (Junior):** Started nine of 34 games played, averaging 8.5 points, 2.5 rebounds, 1.4 assists and 1.0 steals in 24.1 minutes ... finished with a team-high 53 three-pointers and was the squad's third-leading scorer while ranking among The American's leaders in three-pointers made (13th at 1.6) for the season and steals (tied for ninth at 1.3), three-point shooting percentage (12th at .370) and three-pointers made (tied for 12th at 1.7) during league action ... named The American's Player of the Week (3/9) and was tabbed to The American's Weekly Honor Roll twice (1/5 and 2/9) ... led the Bearcats in scoring during March, averaging 12.2 points while shooting 44.7 percent (21 of 47) from the field and 90.9 percent (10 of 11) from the foul line ... started the last eight games of the season ... scored in double figures in eight of UC's final 14 games of the season, while leading the team in scoring (10.9 points), three-pointers made (25), steals (16) and free-throw percentage (.833 [20 of 24]) ... shot 79.2 percent (38 of 48) from the free-throw line during the season ... tallied a season-high 24 points on 8-of-14 from the field with a season-high six three-pointers against Morehead State (11/19) ... netted 22 points on 9-of-14 from the field with four three-pointers at Tulsa (3/4) ... had 18 points with four three-pointers against SMU (1/3) in Cincinnati and 14 points with a pair of threes at No. 23 SMU (2/5) in Dallas ... poured in 16 points with a pair of threes and 6-of-6 shooting from the free-throw line against Memphis (3/8) ... posted a team-high 14 points with a pair of threes in a season-high 36 minutes in UC's overtime win against Purdue (3/19) in the second round of the NCAA tournament ... led UC in points seven times and scored in double figures 11 times ... scored in 32 of UC's 34 games.

## SEASON & CAREER STATISTICS

### 2015-16 SEASON

21 vs. Tulsa (1/2/16)	Pts	24 vs. Morehead State, 11/19/14
14, 5x (last vs. USF, 2/4/16)	FG Atts	14, 6x (last vs. USF, 2/4/16)
8 vs. Tulsa (1/2/16)	FG Made	9 at Tulsa, 3/4/15
11 at Bowling Green, 11/18/15	3PT-FG Atts	11 at Bowling Green, 11/18/15
6, 2x (last at SMU, 1/7/16)	3PT-FG Made	7 vs. Kansas (at Chattanooga), 11/15/12
4 at VCU, 12/19/15	FT Atts	6 vs. Memphis, 3/8/15
4 at VCU, 12/19/15	FT Made	6 vs. Memphis, 3/8/15
6, 2x (last vs. UConn, 3/11/16)	Rebs	7 vs. Tulane, 2/14/15
4 vs. Memphis, 1/21/16	Assts	4, 3x (last vs. Memphis, 1/21/16)
4, 2x (last at SMU, 1/7/16)	Stls	5 at Houston, 2/21/15
1 vs. Western Carolina, 11/13/15	Blks	1, 5x (last vs. Western Carolina, 11/13/15)
51 vs. UConn, 3/11/16	Mins	51 vs. UConn, 3/11/16

## MISCELLANEOUS STATISTICS

CATEGORY	2014-15	2015-16	CAREER
Double-Figure Scoring Games	11	20	31
Double-Figure Rebounding Games	0	0	0
Double-Double Games	0	0	0
20-Point Scoring Games	2	4	6
Games Led UC in Scoring	6	8	14
Games Led UC in Rebounding	1	0	1
Games Led UC in Assists	3	0	3
Games With 3+ Assists	5	6	11
Games With 3+ Blocks	0	0	0
Games With 3+ Steals	2	2	4
Games With 3+ Three-Pointers	7	13	20

**Prior to Cincinnati:** Averaged a team-best 15.1 points, 4.4 rebounds and 3.4 assists while shooting 51.1 percent from the field and 46.3 percent from three-point range as a sophomore during the 2013-14 season at Northwest Florida State College in Niceville, Florida ... averaged 5.7 points, 2.3 rebounds and 1.7 assists with eight starts in 26 games as a freshman at Chattanooga during the 2012-13 campaign ... tabbed a top-40 point guard in the Class of 2012 by ESPN.com ... named the Class A Player of the Year and an All-State performer as a junior attending Summit Christian School ... selected as the 2011 and 2012 Palm Beach Post Player of the Year and the 2012 Fort Lauderdale Player of the Year ... ranked as the No. 1 point guard in Florida by ESPN.com while averaging 27.8 points, 6.7 assists and 5.8 rebounds as a senior ... led the Fighting Saints to a 107-16 record for his career, winning the Class A State Championship as a junior while claiming tournament most valuable player honors.

**Personal:** Born April 5, 1993 in West Palm Beach, Florida ... son of Rita and Willie Cobb ... right-handed ... first name is pronounced "fah-ROD."

## CAREER STATISTICS

Season	gp-gs	min/avg	Total		3-Point		F-Throws		Rebounds					Scoring				
			fg-fga	pct	fg-fga	pct	ft-fga	pct	off	def	tot	avg	pf	fo	ast	to	blk	stl
2014-15	34-9	821/24.1	99-259	.382	53-159	.333	38-48	.792	18	67	85	2.5	36	0	49	37	4	33
2015-16	31-31	831/26.8	119-295	.403	74-188	.394	21-25	.840	14	42	56	1.8	34	0	48	28	1	42
TOTAL	65-40	1652/25.4	218-554	.394	127-347	.366	59-73	.808	32	109	141	2.2	70	0	97	65	5	75



# #21 FARAD COBB

GUARD • 6-1 • 170 • SENIOR • 1L • WEST PALM BEACH, FLA. (NORTHWEST FLORIDA STATE COLLEGE)

## GAME-BY-GAME STATISTICS

### 2015-16 (SENIOR SEASON)

Opponent	Date	gs	min	Total		3-Pointers		Free throws		Rebounds				pf	a	t/o	blk	stl	pts	avg	
				fg	pct	fg	pct	ft	pct	off	def	tot	avg								
WESTERN CAROLINA	11/13/15	*	20	3-6	.500	3-3	1.000	2-2	1.000	0	1	1	1.0	0	2	1	1	0	11	11.0	
ROBERT MORRIS	11/15/15	*	17	6-9	.667	3-6	.500	0-0	.000	0	1	1	1.0	1	2	1	0	0	15	13.0	
at Bowling Green	11/18/15	*	22	7-14	.500	6-11	.545	0-0	.000	0	2	2	1.3	2	1	2	0	1	20	15.3	
ARKANSAS-PINE BLUFF	11/22/15	*	25	7-11	.636	4-6	.667	2-2	1.000	1	1	2	1.5	0	3	1	0	4	20	16.5	
SE LOUISIANA	11/24/15	*	25	1-4	.250	0-2	.000	0-0	.000	1	1	2	1.6	2	3	2	0	2	2	13.6	
vs Nebraska	11/27/15	*	16	1-6	.167	0-1	.000	0-0	.000	0	2	2	1.7	0	1	0	0	0	1	2	11.7
vs George Washington	11/28/15	*	24	4-10	.400	3-7	.429	0-0	.000	0	1	1	1.6	1	0	0	0	0	11	11.6	
BUTLER	12/2/15	*	20	3-8	.375	0-3	.000	0-0	.000	0	0	0	1.4	0	0	1	0	0	6	10.9	
MORGAN STATE	12/6/15	*	28	4-14	.286	2-9	.222	1-2	.500	0	1	1	1.3	1	3	2	0	2	11	10.9	
at Xavier	12/12/15	*	25	3-9	.333	3-8	.375	2-2	1.000	2	2	4	1.6	1	1	0	0	1	11	10.9	
NORFOLK STATE	12/15/15	*	27	7-14	.500	5-8	.625	1-2	.500	0	3	3	1.7	0	2	1	0	2	20	11.7	
at VCU	12/19/15	*	26	4-8	.500	3-4	.750	4-4	1.000	2	1	3	1.8	1	0	1	0	2	15	12.0	
IOWA STATE	12/22/15	*	27	4-13	.308	2-6	.333	0-0	.000	0	1	1	1.8	1	3	3	0	0	10	11.8	
TEMPLE	12/29/15	*	27	4-10	.400	2-6	.333	0-0	.000	0	2	2	1.8	1	1	1	0	0	10	11.7	
TULSA	1/2/16	*	27	8-14	.571	5-7	.714	0-0	.000	1	3	4	1.9	0	2	1	0	2	21	12.3	
at SMU	01/07/16	*	31	6-13	.462	6-11	.545	0-0	.000	0	0	0	1.8	1	2	2	0	4	18	12.7	
at USF	1/10/16	*	23	1-5	.200	1-3	.333	0-0	.000	0	0	0	1.7	1	1	0	0	2	3	12.1	
HOUSTON	1/13/16	*	31	6-12	.500	2-5	.400	0-0	.000	1	1	2	1.7	0	1	0	0	3	14	12.2	
at Temple	01/16/16	*	38	3-11	.273	1-6	.167	0-0	.000	0	1	1	1.7	0	3	1	0	2	7	11.9	
MEMPHIS	01/21/16	*	24	1-3	.333	1-3	.333	0-0	.000	0	2	2	1.7	0	4	0	0	0	3	11.5	
TULANE	01/24/16	*	22	6-9	.667	2-5	.400	2-3	.667	1	0	1	1.7	2	3	0	0	3	16	11.7	
at UCONN	1/28/16	*	33	4-12	.333	3-8	.375	2-2	1.000	2	4	6	1.9	1	1	1	0	1	13	11.8	
USF	02/04/16	*	23	4-14	.286	2-9	.222	0-0	.000	0	1	1	1.8	3	0	0	0	2	10	11.7	
at Memphis	2/6/16	*	30	2-10	.200	1-6	.167	0-0	.000	1	2	3	1.9	2	2	1	0	2	5	11.4	
at UCF	2/9/16	*	37	4-10	.400	3-9	.333	1-2	.500	0	3	3	1.9	3	1	0	0	1	12	11.4	
EAST CAROLINA	2/13/16	*	26	1-4	.250	1-4	.250	0-0	.000	0	0	0	1.8	1	2	1	0	1	3	11.1	
at Tulsa	02/18/16	*	24	3-6	.500	2-4	.500	0-0	.000	0	0	0	1.8	2	1	0	0	0	8	11.0	
UCONN	2/20/16	*	25	2-7	.286	0-4	.000	0-0	.000	0	0	0	1.7	2	3	1	0	1	4	10.8	
SMU	03/06/16	*	23	2-7	.286	0-3	.000	2-2	1.000	0	0	0	1.7	1	0	0	0	1	6	10.6	
vs UCONN	3/11/16	*	51	4-11	.364	4-11	.364	2-2	1.000	1	5	6	1.8	4	0	4	0	1	14	10.7	
vs Saint Joseph's	3/18/16	*	34	4-11	.364	4-10	.400	0-0	.000	1	1	2	1.8	0	0	0	0	1	12	10.7	
Totals			31	831	119-295	.403	74-188	.394	21-25	.840	14	42	56	1.8	34	48	28	1	42	333	10.7

### 2014-15 (JUNIOR SEASON)

Opponent	Date	gs	min	Total		3-Pointers		Free throws		Rebounds				pf	a	t/o	blk	stl	pts	avg	
				fg	pct	fg	pct	ft	pct	off	def	tot	avg								
SAINT FRANCIS	11/14/14		13	0-2	.000	0-2	.000	0-0	.000	0	4	4	4.0	1	1	0	0	0	0.0		
MOREHEAD STATE	11/19/14		28	8-14	.571	6-9	.667	2-4	.500	0	0	0	2.0	1	1	0	1	2	24	12.0	
EASTERN ILLINOIS	11/23/14		23	0-5	.000	0-3	.000	4-4	1.000	0	0	0	1.3	0	2	2	0	2	4	9.3	
N.C. CENTRAL	11/25/14		31	3-9	.333	3-8	.375	0-0	.000	2	2	4	2.0	0	1	1	0	0	9	9.3	
vs Middle Tennessee	11/28/14		20	3-6	.500	1-3	.333	2-2	1.000	0	3	3	2.2	1	2	0	0	2	9	9.2	
vs Ole Miss	11/29/14		23	1-9	.111	1-5	.200	0-0	.000	3	1	4	2.5	0	1	1	0	1	3	8.2	
STONY BROOK	12/2/14		8	0-0	.000	0-0	.000	0-0	.000	1	0	1	2.3	1	2	0	0	0	0	7.0	
at Nebraska	12/13/14		29	2-9	.222	2-7	.286	0-0	.000	1	4	5	2.6	1	1	0	0	0	6	6.9	
SAN DIEGO STATE	12/17/14		29	5-11	.455	2-5	.400	0-0	.000	0	5	5	2.9	1	2	1	0	0	12	7.4	
VCU	12/20/14		28	3-10	.300	1-6	.167	0-0	.000	1	4	5	3.1	0	0	1	1	2	7	7.4	
WAGNER	12/23/14		24	1-4	.250	0-3	.000	2-5	.400	0	2	2	3.0	0	1	1	0	0	4	7.1	
at NC State	12-30-14		22	4-6	.667	1-3	.333	0-0	.000	0	0	0	2.8	0	2	0	0	0	9	7.3	
SMU	01/03/15		27	6-12	.500	4-9	.444	2-3	.667	1	1	2	2.7	0	0	1	0	1	18	8.1	
EAST CAROLINA	01/06/15		21	0-3	.000	0-3	.000	2-2	1.000	0	1	1	2.6	3	2	1	0	1	2	7.6	
at UConn	1/10/15		14	2-5	.400	2-3	.667	0-0	.000	0	1	1	2.5	2	0	1	0	1	6	7.5	
at Memphis	1/15/15		21	1-7	.143	1-6	.167	0-0	.000	2	1	3	2.5	0	0	1	0	0	3	7.3	
TEMPLE	01/17/15		14	2-3	.667	2-3	.667	0-0	.000	1	3	4	2.6	2	4	1	0	1	6	7.2	
HOUSTON	01/21/15		17	1-6	.167	1-6	.167	2-2	1.000	0	1	1	2.5	3	2	1	0	3	5	7.1	
at UCF	01/25/15		15	1-4	.250	0-3	.000	0-0	.000	0	1	1	2.4	1	0	1	0	1	2	6.8	
UCONN	01/29/15		24	2-7	.286	1-3	.333	2-2	1.000	0	3	3	2.5	2	2	3	0	0	7	6.8	
at East Carolina	02/01/15	*	27	5-9	.556	3-5	.600	0-0	.000	2	2	2	2.4	3	2	4	1	1	13	7.1	
at SMU	02/05/15		23	5-7	.714	2-3	.667	2-2	1.000	0	0	0	2.3	2	0	4	0	2	14	7.4	
USF	02/07/15		27	5-12	.417	3-8	.375	3-3	1.000	0	1	1	2.3	0	0	0	0	0	16	7.8	
at Temple	02/10/15		23	4-6	.667	2-4	.500	3-3	1.000	0	2	2	2.3	3	4	2	0	1	13	8.0	
TULANE	02/14/15		26	3-10	.300	0-4	.000	0-0	.000	1	6	7	2.4	0	3	0	0	2	6	7.9	
XAVIER	02/18/15		26	3-11	.273	3-10	.300	0-0	.000	0	3	3	2.5	0	2	0	0	0	9	8.0	
at Houston	2/21/15	*	28	2-8	.250	0-3	.000	1-2	.500	0	0	0	2.4	1	3	2	0	5	5	7.9	
UCF	02/25/15	*	30	4-10	.400	2-4	.500	1-3	.333	2	4	6	2.5	0	5	2	0	0	11	8.0	
at Tulane	02/28/15	*	27	2-7	.286	1-3	.333	0-0	.000	1	0	1	2.4	1	1	1	1	1	5	7.9	
at Tulsa	03/04/15	*	32	9-14	.643	4-7	.571	0-1	.000	1	0	1	2.4	0	0	0	0	2	22	8.3	
MEMPHIS	03/08/15	*	28	4-7	.571	2-4	.500	6-6	1.000	0	3	3	2.4	0	1	0	0	1	16	8.6	
vs UConn	3/13/15	*	31	2-8	.250	1-4	.250	2-2	1.000	0	2	2	2.4	4	1	0	0	1	7	8.5	
vs Purdue	3/19/15	*	36	5-11	.455	2-6	.333	2-2	1.000	0	3	3	2.4	2	1	2	0	0	14	8.7	
vs Kentucky	3/21/15	*	26	1-7	.143	0-4	.000	0-0	.000	1	4	5	2.5	1	0	3	0	0	2	8.5	
Totals			9	821	99-259	.382	53-159	.333	38-48	.792	18	67	85	2.5	36	49	37	4	33	289	8.5



# #22 COREONTAE DeBERRY

CENTER • 6-9 • 265 • SENIOR • 1L • HOLLAND, MICH. (HUTCHINSON COMMUNITY COLLEGE)

## MOMENTS

- » Posted a career-high 18 points on 6-of-6 shooting with four blocks against Saint Joseph's (3/18/16) in the first round of the NCAA Tournament
- » Scored 10 points and grabbed seven rebounds on Senior Day against SMU (3/6/16)
- » Stepped forward on the big stage, contributing 13 points on 5-of-9 shooting, including a layup with 3:08 left in overtime that propelled Cincinnati to a 66-65 overtime win against Purdue in the second round of the 2015 NCAA Tournament
- » Ranked second on the squad in scoring during two NCAA tournament games, averaging 10.0 points on 8-of-15 shooting from the field to go with 4.0 rebounds and 2.0 blocks

**2015-16 (Senior):** Registered a career-high 18 points on 6-of-6 field goals and four blocks against Saint Joseph's (3/18) in the first round of the NCAA Tournament ... posted 10 points on 5-of-8 shooting with six rebounds and two blocks in 18 minutes against UConn (3/11) ... scored 10 points on 3-of-3 field goals and 4-of-4 free throws to go with seven rebounds on Senior Day against SMU (3/6) ... tallied 11 points on 5-of-6 shooting against USF (2/4) ... posted 11 points on 3-of-6 shooting from the field and 5-of-7 shooting from the foul line against Tulane (1/24) ... made 3 of 4 shots for six points in 11 minutes vs. Houston (1/13) ... registered 11 points and seven rebounds in 16 minutes against Morgan State (12/6/15) ... recorded a career-high four blocks against Butler (12/2) ... pulled down a career-high 12 rebounds to go with seven points in 22 minutes at Bowling Green (11/18) ... posted 12 points and a game-high eight rebounds vs. Robert Morris (11/15) ... scored 12 points to go with four rebounds in the season opener (11/13).

**2014-15 (Junior):** Played in all 34 games as a reserve, averaging 4.2 points, 2.1 rebounds and 1.0 blocks in 10.6 minutes ... shot 54.5 percent (54 of 99) from the field for the season ... ranked second on the team in scoring during two NCAA tournament games, averaging 10.0 points on 8-of-15 from the field to go with 4.0 rebounds and 2.0 blocks ... ranked among The American's leaders in blocks for the season (14th at 1.0) and during league play (12th at 1.1) ... shot a team-best 52.6 percent (10 of 19) from the field during March, averaging 4.8 points and 2.8 rebounds ... posted a season-high 13 points on 5-of-9 shooting from the field with two blocks and two rebounds in a season-high 26 minutes in UC's overtime win against Purdue (3/19) in the second round of the NCAA tournament ... posted seven points and a season-high six rebounds in 17 minutes against Kentucky (3/21) in the third round of the NCAA tournament ... had a conference season-high nine points against East Carolina (1/6) ... tallied nine points and four rebounds at NC State (12/30) ... recorded nine points, four rebounds and two blocks against Wagner (12/23) ... had a season-high three blocks against Stony Brook (12/2).

**Prior to Cincinnati:** Averaged 11.8 points, 7.1 rebounds and 1.6 blocks while shooting 69.7 percent (147 of 211) from the field despite logging only 5.7 minutes per contest during his lone season (2013-14) at junior-college power Hutchinson Community College in Hutchinson, Kansas ... tallied 9.2 points and 4.4 rebounds in 12.7 minutes during the 2012-13 season at Mott College in Flint, Michigan ... posted 16.1 points per game as a senior at Holland High School during 2011-12 ... tabbed a three-star prospect out of high school by Rivals.

**Personal:** Born Sept. 2, 1994 in Holland, Michigan ... son of Kesha DeBerry and Christian Hogg ... has two brothers, Fred Rogers and Jerry Cook and a sister, Briana DeBerry ... right-handed.

## SEASON & CAREER STATISTICS

2015-16 SEASON			CAREER
18, vs. Saint Joseph's, 3/18/16	Pts	18, vs. Saint Joseph's, 3/18/16	
9 vs. Robert Morris, 11/15/15	FG Atts	9, 2x (last vs. Robert Morris, 11/15/15)	
6, vs. Saint Joseph's, 3/18/16	FG Made	6, vs. Saint Joseph's, 3/18/16	
0	3PT-FG Atts	0	
0	3PT-FG Made	0	
9 vs. Ark.-Pine Bluff, 11/22/15	FT Atts	9 vs. Ark.-Pine Bluff, 11/22/15	
6, vs. Saint Joseph's, 3/18/16	FT Made	6, vs. Saint Joseph's, 3/18/16	
12 at Bowling Green, 11/18/15	Rebs	12 at Bowling Green, 11/18/15	
1, 6x (last at Tulsa, 2/18/16)	Assts	1, 8x (last at Tulsa, 2/18/16)	
3 vs. Ark.-Pine Bluff, 11/22/15	Stls	3 vs. Ark.-Pine Bluff, 11/22/15	
4, 2x (last vs. Saint Joseph's, 3/18/16)	Blks	4, 2x (last vs. Saint Joseph's, 3/18/16)	
23, 2x (last vs. Saint Joseph's, 3/18/16)	Mins	26, vs. Purdue, 3/19/15	

## MISCELLANEOUS STATISTICS

CATEGORY	2014-15	2015-16	CAREER
Double-Figure Scoring Games	1	9	10
Double-Figure Rebounding Games	0	1	1
Double-Double Games	0	0	0
20-Point Scoring Games	0	0	0
Games Led UC in Scoring	0	0	0
Games Led UC in Rebounding	0	2	2
Games Led UC in Assists	0	0	0
Games With 3+ Assists	0	0	0
Games With 3+ Blocks	2	2	4
Games With 3+ Steals	0	1	1
Games With 3+ Three-Pointers	0	0	0

## CAREER STATISTICS

			Total		3-Point		F-Throws		Rebounds											Scoring	
Season	gp-gs	min/avg	fg-fga	pct	fg-fga	pct	ft-fa	pct	off	def	tot	avg	pf	fo	ast	to	blk	stl	pts	avg	
2014-15	34-0	360/10.6	54-99	.545	0-0	.000	35-57	.614	25	47	72	2.1	52	0	3	24	33	2	143	4.2	
2015-16	33-2	485/14.7	75-133	.564	0-0	.000	56-82	.683	41	81	122	3.7	63	1	7	18	33	12	206	6.2	
TOTAL	67-2	845/12.6	129-232	.556	0-0	.000	91-139	.655	66	128	194	2.9	115	1	10	42	66	14	349	5.2	





# #22 COREONTAE DeBERRY

CENTER • 6-9 • 265 • SENIOR • 1L • HOLLAND, MICH. (HUTCHINSON COMMUNITY COLLEGE)

## GAME-BY-GAME STATISTICS

### 2015-16 (SENIOR SEASON)

Opponent	Date	gs	min	Total		3-Pointers		Free throws		Rebounds				pf	a	t/o	blk	stl	pts	avg
				fg	fga	pct	ft	fta	pct	off	def	tot	avg							
WESTERN CAROLINA	11/13/15	13	4-5	.800	0-0	.000	4-5	.800	1	3	4	4.0	2	1	0	0	1	12	12.0	
ROBERT MORRIS	11/15/15	20	4-9	.444	0-0	.000	4-5	.800	2	6	8	6.0	1	1	2	2	1	12	12.0	
at Bowling Green	11/18/15	22	2-5	.400	0-0	.000	3-5	.600	2	10	12	8.0	1	0	1	2	0	7	10.3	
ARKANSAS-PINE BLUFF	11/22/15	18	3-7	.429	0-0	.000	5-9	.556	2	3	5	7.3	3	0	0	2	3	11	10.5	
SE LOUISIANA	11/24/15	15	3-4	.750	0-0	.000	0-1	.000	0	2	2	6.2	1	0	2	0	0	6	9.6	
vs Nebraska	11/27/15	16	2-3	.667	0-0	.000	0-0	.000	1	1	2	5.5	1	0	1	0	1	4	8.7	
vs George Washington	11/28/15	13	0-0	.000	0-0	.000	1-2	.500	0	4	4	5.3	0	0	1	2	1	1	7.6	
BUTLER	12/2/15	17	0-2	.000	0-0	.000	2-2	1.000	0	3	3	5.0	1	0	0	4	0	2	6.9	
MORGAN STATE	12/6/15	16	4-5	.800	0-0	.000	3-4	.750	5	2	7	5.2	3	0	0	0	0	11	7.3	
at Xavier	12/12/15	11	1-3	.333	0-0	.000	1-2	.500	1	1	2	4.9	1	0	0	0	1	3	6.9	
NORFOLK STATE	12/15/15	14	0-1	.000	0-0	.000	0-0	.000	0	1	1	4.5	0	0	0	2	0	0	6.3	
at VCU	12/19/15	6	1-1	1.000	0-0	.000	1-2	.500	0	1	1	4.3	5	0	3	1	0	3	6.0	
IOWA STATE	12/22/15	17	3-7	.429	0-0	.000	0-2	.000	2	2	4	4.2	1	1	0	1	0	6	6.0	
TEMPLE	12/29/15 *	13	1-3	.333	0-0	.000	0-0	.000	1	1	2	4.1	2	1	0	0	0	2	5.7	
TULSA	12/16	13	2-3	.667	0-0	.000	2-4	.500	1	3	4	4.1	4	0	0	0	2	6	5.7	
at SMU	01/07/16	10	2-3	.667	0-0	.000	0-0	.000	2	1	3	4.0	4	0	1	1	0	4	5.6	
at USF	1/10/16	14	2-5	.400	0-0	.000	2-2	1.000	1	2	3	3.9	3	0	0	1	1	6	5.6	
HOUSTON	1/13/16	11	3-4	.750	0-0	.000	0-0	.000	0	2	2	3.8	1	0	0	0	0	6	5.7	
at Temple	01/16/16	20	2-5	.400	0-0	.000	2-4	.500	1	2	3	3.8	1	0	0	1	0	6	5.7	
MEMPHIS	01/21/16	13	1-3	.333	0-0	.000	0-0	.000	0	2	2	3.7	2	0	0	0	0	2	5.5	
TULANE	01/24/16	18	3-6	.500	0-0	.000	5-7	.714	1	2	3	3.7	3	0	2	2	0	11	5.8	
at UCONN	1/28/16	9	1-2	.500	0-0	.000	0-0	.000	0	3	3	3.6	2	0	0	0	0	2	5.6	
USF	02/04/16	23	5-6	.833	0-0	.000	1-2	.500	1	3	4	3.7	1	0	0	1	1	11	5.8	
at Memphis	2/6/16	13	2-5	.400	0-0	.000	3-4	.750	2	3	5	3.7	3	0	0	1	0	7	5.9	
at UCF	2/9/16	11	2-3	.667	0-0	.000	1-2	.500	2	1	3	3.7	2	0	1	0	0	5	5.8	
EAST CAROLINA	2/13/16	16	2-6	.333	0-0	.000	2-2	1.000	2	1	3	3.7	2	1	0	1	0	6	5.8	
at Tulsa	02/18/16	12	2-2	1.000	0-0	.000	0-0	.000	0	2	2	3.6	1	1	2	0	0	4	5.8	
UCONN	2/20/16	12	2-4	.500	0-0	.000	4-4	1.000	2	2	4	3.6	2	0	1	2	0	8	5.9	
at East Carolina	2/27/16	9	1-2	.500	0-0	.000	0-1	.000	0	1	1	3.5	0	0	0	0	0	2	5.7	
at Houston	3/3/16	12	1-2	.500	0-0	.000	0-0	.000	2	3	5	3.6	3	0	0	0	0	2	5.6	
SMU	03/06/16 *	17	3-3	1.000	0-0	.000	4-4	1.000	2	5	7	3.7	4	0	0	1	0	10	5.7	
vs UCONN	3.11.16	18	5-8	.625	0-0	.000	0-0	.000	3	3	6	3.8	2	0	0	2	0	10	5.9	
vs Saint Joseph's	3/18/16	23	6-6	1.000	0-0	.000	6-7	.857	2	0	2	3.7	1	1	0	3	4	18	6.2	
Totals		2	485	75-133	.564	0-0	.000	56-82	.683	41	81	122	3.7	63	7	18	33	12	206	6.2

### 2014-15 (JUNIOR SEASON)

Opponent	Date	gs	min	Total		3-Pointers		Free throws		Rebounds				pf	a	t/o	blk	stl	pts	avg
				fg	fga	pct	3fg	3fga	pct	ft	fta	pct	off							
SAINT FRANCIS	11/14/14	6	0-0	.000	0-0	.000	0-0	.000	0-0	.000	0	0	0	0	0	0	0	0	0.0	
MOREHEAD STATE	11/19/14	2	0-0	.000	0-0	.000	0-0	.000	0-0	.000	0	0	0	0	0	0	0	0	0.0	
EASTERN ILLINOIS	11/23/14	8	1-2	.500	0-0	.000	1-2	.500	1	3	4	1.3	3	0	1	1	0	3	1.0	
N.C. CENTRAL	11/25/14	8	2-2	1.000	0-0	.000	0-0	.000	2	1	3	1.8	0	0	1	0	0	4	1.8	
vs Middle Tennessee	11/28/14	10	2-2	1.000	0-0	.000	0-0	.000	0	1	1	1.6	1	0	1	2	0	4	2.2	
vs Ole Miss	11/29/14	2	0-0	.000	0-0	.000	0-0	.000	0	0	0	1.3	1	0	0	0	0	0	1.8	
STONY BROOK	12/02/14	20	2-6	.333	0-0	.000	2-2	1.000	0	1	1	1.3	1	0	0	3	0	6	2.4	
at Nebraska	12/13/14	9	1-2	.500	0-0	.000	0-0	.000	0	1	1	2	1.4	1	1	1	0	0	2	2.4
SAN DIEGO STATE	12/17/14	13	3-4	.750	0-0	.000	0-0	.000	0	1	1	1.3	0	0	0	1	0	6	2.8	
VCU	12/20/14	7	0-1	.000	0-0	.000	0-0	.000	0	1	1	2	1.4	0	0	1	0	0	0	2.5
WAGNER	12/23/14	17	3-3	1.000	0-0	.000	2-4	.500	0	4	4	1.6	1	0	0	2	0	8	3.0	
at NC State	12-30-14	11	4-6	.667	0-0	.000	1-2	.500	2	2	4	1.8	4	0	1	0	0	9	3.5	
SMU	01/03/15	12	1-2	.500	0-0	.000	0-0	.000	0	2	2	1.8	2	0	1	2	1	2	3.4	
EAST CAROLINA	01/06/15	12	3-5	.600	0-0	.000	3-4	.750	0	2	2	1.9	4	0	2	0	0	9	3.8	
at UConn	1/10/15	14	0-3	.000	0-0	.000	2-4	.500	0	2	2	1.9	0	0	1	1	0	2	3.7	
at Memphis	1/15/15	16	4-7	.571	0-0	.000	0-0	.000	0	1	1	1.8	3	0	3	1	0	8	3.9	
TEMPLE	01/17/15	12	1-2	.500	0-0	.000	2-4	.500	1	3	4	1.9	2	0	0	0	0	4	3.9	
HOUSTON	01/21/15	6	0-1	.000	0-0	.000	2-2	1.000	0	0	0	1.8	0	0	0	1	0	2	3.8	
at UCF	01/25/15	8	1-2	.500	0-0	.000	2-2	1.000	2	0	2	1.8	2	0	1	0	0	4	3.8	
UCONN	01/29/15	19	2-6	.333	0-0	.000	2-4	.500	2	1	3	1.9	1	0	2	2	0	6	4.0	
at East Carolina	02/01/15	8	0-2	.000	0-0	.000	2-2	1.000	1	0	1	1.9	0	0	0	1	0	2	3.9	
at SMU	02/05/15	4	1-1	1.000	0-0	.000	1-2	.500	0	2	2	1.9	2	0	0	1	0	3	3.8	
USF	02/07/15	11	2-6	.333	0-0	.000	2-3	.667	4	2	6	2.0	2	0	0	1	1	6	3.9	
at Temple	02/10/15	10	2-3	.667	0-0	.000	1-1	1.000	0	0	0	2.0	1	0	1	1	0	5	4.0	
TULANE	02/14/15	9	1-2	.500	0-0	.000	2-2	1.000	0	2	2	2.0	4	0	0	1	0	4	4.0	
XAVIER	02/18/15	10	2-2	1.000	0-0	.000	0-0	.000	0	2	2	2.0	3	0	1	0	0	4	4.0	
at Houston	2/21/15	10	2-2	1.000	0-0	.000	1-1	1.000	0	0	0	1.9	0	0	0	2	0	5	4.0	
UCF	02/25/15	9	1-2	.500	0-0	.000	3-4	.750	1	1	2	1.9	3	0	0	3	0	5	4.0	
at Tulane	02/28/15	13	3-4	.750	0-0	.000	0-3	.000	1	4	5	2.0	3	1	4	0	0	6	4.1	
at Tulsa	03/04/15	7	0-2	.000	0-0	.000	0-0	.000	0	1	1	2	2.0	2	0	1	1	0	0	4.0
MEMPHIS	03/08/15	7	2-2	1.000	0-0	.000	0-0	.000	1	2	3	2.0	0	0	0	1	0	4	4.0	
vs UConn	3/13/15	7	0-0	.000	0-0	.000	0-0	.000	0	1	1	2	2.0	2	0	0	1	0	0	3.8
vs Purdue	3/19/15	26	5-9	.556	0-0	.000	3-5	.600	1	1	2	2.0	3	0	0	2	0	13	4.1	
vs Kentucky	3/21/15	17	3-6	.500	0-0	.000	1-4	.250	3	3	6	2.1	1	1	1	2	0	7	4.2	
Totals		0	360	54-99	.545	0-0	.000	35-57	.614	25	47	72	2.1	52	3	24	33	2	143	4.2



# #24 SHAQ THOMAS

FORWARD • 6-7 • 210 • R-SENIOR • 3L • PATERSON, N.J. (NIA PREP SCHOOL)

## AWARDS

» American Athletic Conference  
Weekly Honor Roll  
(12/8/14 & 1/25/16)

## MOMENTS

» Scored a career-high 18 points on 8-11 shooting vs. Memphis (1/21/16)  
» Helped spark Cincinnati's five-game win streak to end the regular season with a career-high 18 points at Houston (2/21/15)  
» Scored eight points, including a key three-pointer with 1:40 left, to finish off No. 23 SMU 62-54 in Dallas (2/5/15)  
» Shot a career-best 45.7 percent (86 of 188) from the field during the 2014-15 season

**2015-16 Season (R-Senior):** Saw 13 minutes of action against UConn (3/11) ... had missed three games due to injury (both East Carolina games, at Houston) ... tallied 17 points on 6-of-8 shooting with a pair of threes in 19 minutes against Tulane (1/24) ... poured in a career-high 18 points on 8-of-11 shooting with six rebounds and two blocks against Memphis (1/21) ... scored a team-high 15 points on 7-of-9 shooting with nine rebounds and four assists against Morgan State (12/6) ... averaged 8.0 points and 3.5 rebounds in two games at the Barclays Center Classic in Brooklyn ... tallied 14 points on 6-of-8 shooting with a career-high five steals vs. Robert Morris (11/15).

**2014-15 Season (R-Junior):** Started 22 of 34 games, averaging 6.4 points and 3.1 rebounds in 22.5 minutes ... shot a career-best 45.7 percent (86 of 188) from the field ... scored in double figures in 10 games ... averaged a team-best 9.5 points to go with 5.2 rebounds during December ... shot 58.0 percent (29 of 50) from the field and 73.7 percent (14 of 19) from the foul line while averaging 8.4 points during February ... scored in double figures in five of the last eight games of the season ... posted a career-high 18 points on 5-of-8 shooting from the field and 7-of-8 shooting from the free-throw line at Houston (2/21) ... had 13 points on 6-of-8 shooting from the field against UCF (2/25) ... posted 10 points and seven rebounds against UConn (3/13) in the quarterfinals of the American Championship ... had eight points, including a three-pointer with 1:40 left to help seal the 62-54 win at No. 23 SMU (2/5) ... scored 15 points at NC State (12/30) ... named to The American Weekly Honor Roll after posting 14 points on 6-of-11 shooting from the field to go with six rebounds and two steals against Stony Brook (12/2).

**2013-14 Season (R-Sophomore):** Started all 34 games, averaging 6.8 points and 2.8 rebounds in 22.9 minutes ... ranked second on the team in field-goal shooting (45.4 percent), making 89 of 196 attempts ... shot a team-best 57.9 percent (11 of 19) in UC's three postseason games ... scored in double figures in 11 games ... poured in a season-high 15 points on 7-of-9 shooting to go with four rebounds and two assists at Temple (1/26) ... tallied 14 points, making 6 of 7 free throws against Chicago State (12/23) ... scored 13 points with a pair of three-pointers against Xavier (12/14) ... had 10 points with four rebounds and three steals at Memphis (1/4) ... handed out a career-best five assists against UMass Lowell (11/26) and UCF (1/23) ... contributed 10 points and season-best seven rebounds against Appalachian State (11/16).

## SEASON & CAREER STATISTICS

### 2015-16 SEASON

	Pts	CAREER
18 vs. Memphis, 1/21/16	18, 2x (last vs. Memphis, 1/21/16)	
11, 2x (last vs. Memphis, 1/21/16)	FG Atts	11, 3x (last vs. Memphis, 1/21/16)
8 vs. Memphis, 1/21/16	FG Made	8 vs. Memphis, 1/21/16
4, 2x (last vs. Temple, 12/29/15)	3PT-FG Atts	4, 2x (last vs. Temple, 12/29/15)
2, 3x (last vs. Tulane, 1/24/16)	3PT-FG Made	2, 3x (last vs. Tulane, 1/24/16)
7 vs. Western Carolina, 11/13/15	FT Atts	8, 2x (last at Houston, 2/21/15)
4, 3x (last at USF, 1/10/16)	FT Made	7, at Houston, 2/21/15
9 vs. Morgan State, 12/6/15	Rebs	9, 2x (last vs. Morgan State, 12/6/15)
4 vs. Morgan State, 12/6/15	Assts	5, 2x (last vs. UCF, 1/23/14)
5 vs. Robert Morris, 11/15/15	Stls	5 vs. Robert Morris, 11/15/15
2, 4x (last vs. Memphis, 1/21/16)	Blks	2, 7x (last vs. Memphis, 1/21/16)
33 at Xavier, 12/12/15	Mins	38 at Houston, 2/21/15

## MISCELLANEOUS STATISTICS

CATEGORY	2012-13	2013-14	2014-15	2015-16	CAREER
Double-Figure Scoring Games	2	11	10	8	31
Double-Figure Rebounding Games	0	0	0	0	0
Double-Double Games	0	0	0	0	0
20-Point Scoring Games	0	0	0	0	0
Games Led UC in Scoring	0	0	3	2	5
Games Led UC in Rebounding	0	1	1	1	3
Games Led UC in Assists	1	2	0	3	6
Games With 3+ Assists	2	3	1	4	10
Games With 3+ Blocks	0	0	0	0	0
Games With 3+ Steals	0	2	0	1	3
Games With 3+ Three-Pointers	0	0	0	0	0

**2012-13 Season (R-Freshman):** Played in 33 games as a reserve, averaging 3.0 points and 2.2 rebounds in 10.8 minutes ... played in all 18 BIG EAST games ... scored a season-high 12 points on 6-of-9 shooting to go with four rebounds in 23 minutes against Creighton (3/22) in the NCAA tournament second round ... posted 11 points to go with seven rebounds and three assists in 22 minutes against Maryland Eastern Shore (12/8) ... pulled down a season-high eight rebounds against Providence (3/13) in the second round of the BIG EAST Championship.


**2011-12 Season:** Redshirted.

**Prior to Cincinnati:** Played two seasons at NIA Prep in Newark, New Jersey, averaging 28 points and eight assists in 2010-2011 ... tabbed a four-star prospect by Rivals.com and Scout.com ... listed as the 81st-best player overall nationally by Rivals.com ... tabbed the 20th-best small forward in the country by Scout.com.

**Personal:** Born March 25, 1992 in Paterson, New Jersey ... son of Amanda Thomas and Joseph Carson ... has a brother, Isaiah, and sister, Essence Carson, a forward/guard for the WNBA's New York Liberty ... nephew of long-time NBA veteran Tim Thomas ... right-handed.

## CAREER STATISTICS

			Total		3-Point		F-Throws		Rebounds											Scoring	
Season	gp-gs	min/avg	fg-fga	pct	fg-fga	pct	ft-fa	pct	off	def	tot	avg	pf	fo	ast	to	blk	stl	pts	avg	
2012-13	33-0	356/10.8	42-101	.416	3-8	.375	13-27	.481	30	41	71	2.2	22	0	16	19	6	17	100	3.0	
2013-14	34-34	779/22.9	89-196	.454	5-19	.263	49-74	.662	37	57	94	2.8	55	1	32	36	12	29	232	6.8	
2014-15	34-22	766/22.5	86-188	.457	6-18	.333	41-70	.586	39	66	105	3.1	53	0	19	49	17	20	219	6.4	
2015-16	28-25	573/20.5	66-150	.440	11-35	.314	29-49	.592	40	65	105	3.8	42	0	39	34	15	20	172	6.1	
TOTAL	129-81	2474/19.2	283-635	.446	25-80	.313	132-220	.600	146	229	375	2.9	172	1	106	138	50	86	723	5.6	



# #24 SHAQ THOMAS

FORWARD • 6-7 • 210 • R-SENIOR • 3L • PATERSON, N.J. (NIA PREP SCHOOL)

## GAME-BY-GAME STATISTICS

### 2015-16 (SENIOR SEASON)

Opponent	Date	gs	min	Total		3-Pointers		Free throws		Rebounds																				
				fg	fga	pct	3fg	3fga	pct	ft	ftr	pct	off	def	tot	avg	pf	a	tlo	blk	stl	pts	avg							
WESTERN CAROLINA	11/13/15	*	22	2-5	.400	0-0	.000	4-7	.571	2	3	5	5.0	3	3	3	0	0	8	8.0										
ROBERT MORRIS	11/15/15	*	18	6-8	.750	0-0	.000	2-4	.500	0	3	3	4.0	2	2	0	0	1	5	14.0	11.0									
at Bowling Green	11/18/15	*	20	4-7	.571	1-2	.500	1-2	.500	2	1	3	3.7	0	3	2	2	1	10	10.7										
ARKANSAS-PINE BLUFF	11/22/15	*	21	1-5	.200	0-1	.000	3-3	1.000	2	5	7	4.5	1	1	1	0	1	5	9.3										
SE LOUISIANA	11/24/15	*	16	1-3	.333	0-1	.000	0-0	.000	4	2	6	4.8	2	2	1	0	0	2	7.8										
vs Nebraska	11/27/15	*	26	4-8	.500	2-2	1.000	4-6	.667	1	3	4	4.7	3	0	2	0	0	14	8.8										
vs George Washington	11/28/15	*	19	0-3	.000	0-1	.000	2-2	1.000	3	0	3	4.4	4	2	0	0	0	2	7.9										
BUTLER	12/2/15	*	20	2-5	.400	0-0	.000	1-1	1.000	1	1	2	4.1	0	0	1	1	0	5	7.5										
MORGAN STATE	12/6/15	*	27	7-9	.778	1-2	.500	0-2	.000	2	7	9	4.7	3	4	2	2	1	15	8.3										
at Xavier	12/12/15	*	33	5-11	.455	1-4	.250	0-0	.000	3	2	5	4.7	3	3	3	1	0	11	8.6										
NORFOLK STATE	12/15/15	*	27	4-9	.444	1-3	.333	0-1	.000	2	4	6	4.8	4	3	2	1	1	9	8.6										
at VCU	12/19/15	*	27	1-3	.333	0-1	.000	2-2	1.000	2	5	7	5.0	1	1	1	1	0	4	8.3										
IOWA STATE	12/22/15	*	20	2-5	.400	0-1	.000	0-0	.000	2	4	6	5.1	0	2	1	0	2	4	7.9										
TEMPLE	12/29/15	*	28	3-8	.375	2-4	.500	0-0	.000	0	2	2	4.9	2	0	1	2	0	8	7.9										
TULSA	12/16/15	*	24	2-5	.400	0-1	.000	0-0	.000	1	4	5	4.9	3	2	2	1	2	4	7.7										
at SMU	01/07/16	*	17	1-6	.167	0-2	.000	0-0	.000	1	1	2	4.7	1	1	2	0	0	2	7.3										
at USF	1/10/16	*	29	3-7	.429	0-1	.000	4-5	.800	1	2	3	4.6	1	2	0	0	1	10	7.5										
HOUSTON	1/13/16	*	20	0-4	.000	0-0	.000	0-0	.000	1	0	1	4.4	1	0	2	0	1	0	7.1										
at Temple	01/16/16	*	25	1-5	.200	0-0	.000	0-2	.000	2	2	4	4.4	0	0	0	0	1	2	6.8										
MEMPHIS	01/21/16	*	29	8-11	.727	1-3	.333	1-1	1.000	1	5	6	4.5	2	1	2	2	0	18	7.4										
TULANE	01/24/16	*	19	6-8	.750	2-2	1.000	3-4	.750	0	4	4	4.4	1	2	1	0	1	17	7.8										
at UCONN	1/28/16	*	18	1-3	.333	0-0	.000	0-1	.000	2	1	3	4.4	0	1	2	0	1	2	7.5										
USF	02/04/16	*	17	0-4	.000	0-1	.000	1-2	.500	2	1	3	4.3	2	1	0	1	1	1	7.3										
at Memphis	2/6/16	*	11	0-1	.000	0-1	.000	0-2	.000	0	1	1	4.2	0	0	2	0	0	0	7.0										
at UCF	2/9/16	*	3	1-2	.500	0-0	.000	0-0	.000	0	0	0	4.0	0	0	0	0	0	2	6.8										
at Tulsa	02/18/16	*	16	0-3	.000	0-2	.000	1-2	.500	1	0	1	3.9	2	2	1	0	0	1	6.5										
UCONN	2/20/16	*	8	1-1	1.000	0-0	.000	0-0	.000	1	2	3	3.9	0	0	0	0	0	2	6.4										
vs UCONN	3/11/16	*	13	0-1	.000	0-0	.000	0-0	.000	1	0	1	3.8	1	1	0	0	1	0	6.1										
Totals			25	573	66-150	.440	11-35	.314	29-49	.592	40	65	105	3.8	42	39	34	15	20	172	6.1									

### 2014-15 (R-JUNIOR SEASON)

Opponent	Date	gs	min	Total		3-Pointers		Free throws		Rebounds		pf		a		tlo		blk		stl		pts		avg					
				fg	fga	pct	3fg	3fga	pct	ft	ftr	pct	off	def	tot	avg	pf	a	tlo	blk	stl	pts	avg	pf	a	tlo	blk	stl	pts
SAINT FRANCIS	11/14/14	*	14	0-3	.000	0-1	.000	0-0	.000	0	3	3	0	1	0	4	0	0	0	0	0	0	0	0	0	0	0	0	0
MOREHEAD STATE	11/19/14	*	24	1-6	.167	0-2	.000	1-2	.500	2	2	4	3	5	4	3	3	1	2	3	1	2	3	1	2	3	1	2	3
EASTERN ILLINOIS	11/23/14	*	26	4-8	.500	0-1	.000	1-2	.500	2	3	5	4	0	1	1	5	1	1	5	1	9	4	0	1	9	4	0	1
N.C. CENTRAL	11/25/14	*	19	0-1	.000	0-0	.000	1-2	.500	0	1	1	3	3	1	1	2	0	0	0	1	3	3	1	2	0	0	1	3
vs Middle Tennessee	11/28/14	*	8	3-3	1.000	0-0	.000	0-0	.000	1	2	3	3	2	0	0	1	1	0	1	1	6	3	8	0	1	1	6	3
vs Ole Miss	11/29/14	*	18	2-7	.286	0-1	.000	0-0	.000	3	1	4	3	3	1	0	0	0	0	0	0	4	3	8	0	0	0	4	3
STONY BROOK	12/02/14	*	30	6-11	.545	0-1	.000	2-2	1.000	3	3	6	3	7	1	1	0	0	0	2	14	5	3	0	2	14	5	3	0
at Nebraska	12/13/14	*	27	2-8	.250	0-0	.000	1-3	.333	1	7	8	4	3	0	0	1	0	1	0	1	5	5	3	0	1	5	5	3
SAN DIEGO STATE	12/17/14	*	25	2-6	.333	0-0	.000	3-4	.750	1	1	2	4	0	3	0	3	0	0	0	0	7	5	4	0	0	7	5	4
VCU	12/20/14	*	27	3-9	.333	0-0	.000	0-3	.000	5	4	9	4	5	1	0	2	1	0	0	6	5	5	0	0	6	5	5	0
WAGNER	12/23/14	*	23	3-6	.500	0-0	.000	4-7	.571	3	1	4	4	5	3	0	2	1	0	0	10	5	9	0	0	10	5	9	0
at NC State	12-30-14	*	28	5-10	.500	0-1	.000	5-6	.833	1	1	2	4	3	2	0	0	0	0	0	15	6	7	0	0	15	6	7	0
SMU	01/03/15	*	33	1-5	.200	0-0	.000	2-4	.500	2	3	5	4	3	0	1	3	1	0	0	4	6	5	0	0	4	6	5	0
EAST CAROLINA	01/06/15	*	9	3-4	.750	0-0	.000	0-0	.000	0	3	3	4	2	2	0	0	0	0	0	1	6	4	0	0	1	6	4	0
at UConn	1/10/15	*	27	3-5	.600	1-1	1.000	1-2	.500	1	3	4	4	2	3	1	3	2	2	8	6	5	0	0	8	6	5	0	0
at Memphis	1/15/15	*	14	0-2	.000	0-0	.000	0-0	.000	0	2	2	4	1	2	0	0	0	0	1	0	6	1	0	0	6	1	0	0
TEMPLE	01/17/15	*	13	2-4	.500	0-0	.000	0-0	.000	0	1	1	3	9	1	0	0	0	0	0	4	6	0	0	4	6	0	0	0
HOUSTON	01/21/15	*	19	4-5	.800	1-1	1.000	1-2	.500	0	0	0	3	7	1	1	1	0	0	0	10	6	2	0	10	6	2	0	0
at UCF	01/25/15	*	12	1-2	.500	0-0	.000	1-2	.500	0	0	0	3	5	0	0	0	0	0	1	3	6	1	0	3	6	1	0	0
UCONN	01/29/15	*	14	1-2	.500	0-0	.000	1-3	.333	0	0	0	3	3	0	0	0	0	0	1	3	5	9	0	0	3	5	9	0
at East Carolina	02/01/15	*	15	1-3	.333	0-0	.000	2-3	.667	0	2	2	3	2	1	0	0	0	0	1	4	5	8	0	0	4	5	8	0
at SMU	02/05/15	*	25	3-5	.600	1-1	1.000	1-2	.500	0	2	2	3	2	1	0	3	1	1	8	5	9	0	0	8	5	9	0	0
USF	02/07/15	*	21	1-5	.200	0-0	.000	1-1	1.000	2	0	2	3	1	1	2	1	0	1	3	5	8	0	0	3	5	8	0	0
at Temple	02/10/15	*	26	5-6	.833	1-1	1.000	0-0	.000	0	3	3	3	1	4	1	1	0	0	0	11	6	0	0	11	6	0	0	0
TULANE	02/14/15	*	11	0-2	.000	0-1	.000	0-0	.000	0	2	2	3	1	3	0	1	0	0	0	0	5	8	0	0	5	8	0	0
XAVIER	02/18/15	*	25	4-7	.571	0-1	.000	0-0	.000	1	1	2	3	0	1	1	1	0	1	0	8	5	8	0	0	8	5	8	0
at Houston	2/21/15	*	38	5-8	.625	1-2	.500	7-8	.875	0	0	0	2	9	1	2	0	1	1	18	6	3	0	1	18	6	3	0	
UCF	02/25/15	*	32	6-8	.750	0-0	.000	1-2	.500	1	2	3	2	9	1	1	1	0	0	0	13	6	5	0	0	13	6	5	0
at Tulane	02/28/15	*	28	4-6	.667	1-2	.500	2-3	.667	0	0	0	2	8	2	1	1	1	0	1	11	6	7	0	1	11	6	7	0
03/04/15	*	31	0-6	.000	0-0	.000	0-2	.000	1	2	3	2	8	2	1	4	2	1	0	0	6	5	0	0	6	5	0	0	0
MEMPHIS	03/08/15	*	12	1-2	.500	0-0	.000	0-0	.000	0	2	2	2	8	1	0	3	0	1	2	6	3	0	0	6	3	0	0	0
vs UConn	3/13/15	*	35	4-7	.571	0-1	.000	2-2	1.000	5	2	7	2	9	1	1	2	0	0	0	6	4	0	0	6	4	0	0	0
vs Purdue	3/19/15	*	29	1-6	.167	0-0	.000	1-3	.333	2	4	6	3	0	3	0	1	1	1	3	3	6	3	0	3	3	6	3	0
vs Kentucky	3/21/15	*	28	5-10	.500	0-0	.000	0-0	.000	2	3	5	3	1	4	0	1	0	0	0	10	6	4	0	0	10	6	4	0
Totals			22	766	86-188	.457	6-18	.333	41-70	.586	39	66	105	31	53	19	49	17	20	219	64	0	0	219	64	0	0	0	0

GUARD • 6-3 • 180 • JUNIOR • 2L • CINCINNATI, OHIO (SUMMIT COUNTRY DAY)

- » Hit the potential game-winning three-pointer with 0.8 seconds left in triple overtime against UConn (3/11/16) in the quarterfinals of the American Championship
- » Got hot from the perimeter, making four three-pointers against both Temple (1/17/15) and at Tulane (2/28/15)
- » Sank a pair of free throws with 11 seconds remaining to help secure a 61-60 road win at Houston (1/17/14)
- » Nailed a three-pointer with 36 seconds left to help send Cincinnati to a 61-58 win over UCF in 2014 American Championship quarterfinals

**2014-15 Season (Sophomore):** Started 24 of 34 games played, averaging 6.5 points, 1.4 rebounds, and 1.3 assists in 21.8 minutes ... ranked third on the team in scoring in January, averaging 8.3 points with a team-best 14 three-pointers ... scored in double figures in eight games and handed out three or more assists six times ... posted a season-high 15 points with a season-best four three-pointers at Tulane (2/28) ... had 14 points with a season-best four three-pointers against Temple (1/17) ... registered 13 points with a trio of three-pointers and four rebounds at UCF (1/25) ... recorded 12 points and a season-high five rebounds with two assists and two steals at Houston (2/21).

**2013-14 Season (Freshman):** Played in 33 games as a reserve, averaging 3.7 points and 1.0 rebounds in 10.2 minutes ... led the team in free-throw shooting (86.7 percent) making 26 of 30 attempts, including several in clutch situations ... made his last 19 free throws of the season ... made a pair of free-throws with 11 seconds left in UC's 61-60 win at Houston (1/7) ... hit a three-pointer with 36 seconds left to secure UC's win over UCF (3/13) in the quarterfinals of the AAC Championship ... scored a season-high 11 points on 4-of-6 shooting to go with four rebounds against Nebraska (12/28) ... posted 10 points with 5-of-6 free throws against Chicago State (12/23) ... tallied eight points with a pair of three-pointers and three assists at Rutgers (3/8).

**Prior to Cincinnati:** Averaged 21 points and five rebounds as a senior at Summit Country Day, helping the Silver Knights to a 25-1 record and second-place regional finish ... guided his team to a 26-1 record and the school's first Division III state crown as a junior while averaging 14.1 points, 6.6 rebounds and 2.8 assists ... earned most valuable player award in 2012 state championship game ... tabbed co-player of the year as a junior and senior ... earned co-Mr. Basketball accolades as a senior ... selected a Top 150 prospect and Top 30 shooting guard by Rivals.com ... coached by Michael Bradley.

**Personal:** Born June 11, 1995 in Cincinnati, Ohio ... son of Katrice Rosser-Johnson and Kevin Johnson Sr. ... right-handed.

## 2015-16 SEASON

15 vs. Houston, 1/13/16	Pts	15, 2x (last vs. Houston, 1/13/16)
14 vs. Robert Morris, 11/15/15	FG Atts	14 vs. Robert Morris, 11/15/15
5, 3x (last vs. East Carolina, 2/13/16)	FG Made	5, 6x (last vs. East Carolina, 2/13/16)
9, 2x (last vs. Houston, 1/13/16)	3PT-FG Atts	9, 2x (last vs. Houston, 1/13/16)
4, 2x (last vs. Houston, 1/13/16)	3PT-FG Made	4, 4x 2x (last vs. Houston, 1/13/16)
4, 3x (last vs. USF, 2/4/16)	FT Atts	6, 2x (last vs. Memphis, 3/8/15)
4, 2x (last vs. USF, 2/4/16)	FT Made	5, vs. Chicago State, 12/23/13
6 at Temple, 1/16/16	Rebs	6 at Temple, 1/16/16
4, 2x (last at UConn, 1/28/16)	Assts	4, 2x (last at UConn, 1/28/16)
3, 3x (last vs. SMU, 3/6/16)	Stls	4 vs. Wagner, 12/23/14
1 vs. SMU, 3/6/16	Blks	2 vs. Stony Brook, 12/2/14
36 at East Carolina, 2/27/16	Mins	36, 2x (last at East Carolina, 2/27/16)

## CAREER

CATEGORY	2013-14	2014-15	2015-16	CAREER
Double-Figure Scoring Games	2	8	6	16
Double-Figure Rebounding Games	0	0	0	0
Double-Double Games	0	0	0	0
20-Point Scoring Games	0	0	0	0
Games Led UC in Scoring	0	4	2	6
Games Led UC in Rebounding	0	0	0	0
Games Led UC in Assists	0	4	3	7
Games With 3+ Assists	3	6	10	19
Games With 3+ Blocks	0	0	0	0
Games With 3+ Steals	0	1	3	4
Games With 3+ Three-Pointers	0	5	3	8

**CATEGORY**

Category	2017-18	2018-19	2019-20	Change
Double-Figure Scoring Games	2	8	6	16
Double-Figure Rebounding Games	0	0	0	0
Double-Double Games	0	0	0	0
20-Point Scoring Games	0	0	0	0
Games Led UC in Scoring	0	4	2	6
Games Led UC in Rebounding	0	0	0	0
Games Led UC in Assists	0	4	3	7
Games With 3+ Assists	3	6	10	19
Games With 3+ Blocks	0	0	0	0
Games With 3+ Steals	0	1	3	4
Games With 3+ Three-Pointers	0	5	3	8

			Total		3-Point		F-Throws		Rebounds										Scoring	
Season	gp-gs	min/avg	fg-fga	pct	fg-fga	pct	ft-fa	pct	off	def	tot	avg	pf	fo	ast	to	blk	stl	pts	avg
2013-14	33-0	338/10.2	41-103	.398	15-48	.313	26-30	.867	14	19	33	1.0	42	0	21	17	3	13	123	3.7
2014-15	34-24	742/21.8	74-195	.379	43-123	.350	29-44	.659	6	40	46	1.4	68	0	45	54	4	28	220	6.5
2015-16	33-2	700/21.2	68-196	.347	40-130	.308	24-32	.750	24	34	58	1.8	51	0	55	38	2	30	200	6.1
TOTAL	100-26	1780/17.8	183-494	.370	98-301	.326	79-106	.745	44	93	137	1.4	161	0	121	109	9	71	543	5.4



GUARD • 6-3 • 180 • JUNIOR • 2L • CINCINNATI, OHIO (SUMMIT COUNTRY DAY)

Opponent	Date	Total				3-Pointers				Free throws				Rebounds					
		gs	min	fg	pct	3fg	pct	ft	pct	off	def	tot	avg	pf	a	blk	stl	pts	avg
WESTERN CAROLINA	11/13/15	20	2-7	286	1.5	200	1-2	.500	0	1	1	1.0	2	3	0	0	6	6.0	
ROBERT MORRIS	11/15/15	23	5-14	357	4.9	444	0-0	.000	3	1	4	2.5	2	3	0	0	2	14.100	
at Bowling Green	11/18/15	20	3-8	375	2.6	333	0-0	.000	0	1	1	1.0	2	2	1	0	1	8	9.3
ARKANSAS-PINE BLUFF	11/22/15	15	1-6	167	0-3	000	3-3	1.000	0	0	0	1.5	2	2	0	0	1	5	8.3
SE LOUISIANA	11/24/15	18	1-7	143	1.4	250	0-0	.000	0	1	1	1.4	3	3	2	0	2	3	7.2
vs Nebraska	11/27/15	25	1-5	200	1-3	333	1-2	.500	3	2	5	2.0	1	3	1	0	1	4	6.7
vs George Washington	11/28/15	25	5-9	556	1.5	200	0-0	.000	2	0	2	2.0	1	0	0	0	0	11.7	3
BUTLER	12/2/15	26	3-5	600	2-3	667	1-2	.500	0	1	1	1.9	3	1	2	0	0	9	7.5
MORGAN STATE	12/6/15	22	4-8	500	2-6	333	0-0	.000	2	1	3	2.0	1	3	3	0	2	10	7.8
at Xavier	12/21/15	16	1-2	500	1-2	500	0-0	.000	0	0	0	1.8	2	1	3	0	1	3	7.3
NORFOLK STATE	12/21/15	10	0-2	000	0-2	000	0-0	.000	1	0	1	1.7	3	1	3	0	0	0	6.6
at VCU	12/19/15	15	0-2	000	0-2	000	4-4	1.000	0	1	1	1.7	1	0	0	0	1	4	6.4
IOWA STATE	12/22/15	19	3-4	750	2-3	667	0-0	.000	1	0	1	1.6	3	0	2	0	0	8	6.5
TEMPLE	12/29/15	13	1-4	250	1-3	333	0-0	.000	0	0	0	1.5	2	0	1	0	0	3	6.3
TULSA	12/16	21	2-8	250	2-5	400	1-2	.500	1	0	1	1.5	1	1	2	0	2	7	6.3
at SMU	01/07/16	12	2-4	500	1-3	333	0-0	.000	0	0	0	1.4	0	0	0	0	0	5	6.3
at USF	11/10/16	17	1-4	250	0-3	000	0-0	.000	0	2	2	1.4	2	2	2	0	0	2	6.0
HOUSTON	11/13/16	22	5-12	417	4-9	444	1-2	.500	0	3	3	1.5	0	1	0	0	2	15	6.5
at Temple	01/16/16	24	1-7	143	0-5	000	0-0	.000	2	4	6	1.7	1	4	3	0	0	2	6.3
MEMPHIS	01/21/16	20	3-7	429	1-5	200	2-3	.667	1	3	4	1.9	3	1	0	0	3	9	6.4
TULANE	01/24/16	18	0-2	000	0-1	000	3-4	.750	0	2	2	1.9	2	1	0	0	1	3	6.2
at UCONN	1/28/16	16	1-5	200	1-4	250	0-0	.000	0	0	0	1.8	0	4	1	0	1	3	6.1
USF	02/04/16	17	2-4	500	1-3	333	4-4	1.000	0	2	2	1.8	1	1	2	0	0	9	6.2
at Memphis	2/6/16	13	0-3	000	0-2	000	0-0	.000	0	0	0	1.7	4	0	2	0	0	0	6.0
at UCF	2/9/16	33	5-11	455	3-4	750	0-0	.000	2	1	3	1.8	2	2	2	0	3	13	6.2
EAST CAROLINA	2/13/16	29	5-10	500	3-8	375	0-0	.000	0	2	2	1.8	0	3	1	0	0	13	6.5
at Tulsa	02/18/16																		

Opponent	Date	Total		3-Pointers		Free throws		Rebounds														
		qs	min	fg/fga	3pt/3fga	ft/fta	pts	off	def	tot	avg	pf	a	to	bk	stl	pts	avg				
SAINT FRANCIS	11/14/14	17	3-5	500	0-2	000	1-2	500	0	0	0	0	1	2	2	0	1	7	7.0			
MOREHEAD STATE	11/19/14	4	0-0	000	0-0	000	0-0	000	0	0	0	0	0	0	0	1	0	0	3.5			
EASTERN ILLINOIS	11/23/14	* 18	0-6	000	0-5	000	2-3	667	0	3	3	0	1	1	3	0	2	3	3.0			
N.C. CENTRAL	11/25/14	* 23	3-5	500	3-4	750	0-0	000	0	0	0	0	0	0	1	1	0	9	4.5			
vs Middle Tennessee	11/28/14	* 23	2-6	333	2-5	400	0-0	000	0	3	3	1	2	0	0	3	0	6	4.8			
vs UConn	11/29/14	* 32	1-6	167	0-5	000	0-0	000	0	1	1	1	2	2	1	0	0	2	4.3			
STONY BROOK	12/02/14	* 25	4-6	667	2-2	1000	2-5	400	0	3	3	1	4	3	1	1	2	1	12.5			
at Nebraska	12/13/14	* 25	1-7	143	1-5	200	0-0	000	0	1	1	1	1	4	3	0	1	0	3.1			
SAN DIEGO STATE	12/17/14	* 21	2-3	667	1-2	500	4-4	1000	0	1	1	1	1	3	3	1	3	0	1	9	5.6	
VCU	12/20/14	* 17	1-3	333	0-2	000	0-0	000	0	0	0	0	0	1	2	1	0	3	0	2	5.2	
WAGNER	12/23/14	* 18	5-8	625	1-3	333	0-0	000	0	2	2	1	2	3	3	1	0	4	11	5.7		
at NC State	12/30-14	* 24	1-5	200	0-3	000	0-0	000	0	0	0	0	0	1	3	2	1	0	2	2	5.4	
SMU	01/03/15	* 16	1-3	333	1-3	333	2-2	1000	0	1	1	1	1	2	2	0	4	1	1	5	5.4	
EAST CAROLINA	01/06/15	* 21	5-9	556	2-4	500	0-1	000	0	1	1	1	1	0	0	1	0	1	1	12	5.9	
at UConn	10/15/15	* 25	1-8	125	0-4	000	4-4	1000	0	2	2	2	1	2	2	1	0	0	6	5.9		
at Memphis	1/15/15	* 25	2-5	400	1-4	250	0-0	000	0	0	0	0	1	1	3	1	0	2	5	5.8		
TEMPLE	01/17/15	* 31	5-7	714	4-5	800	0-0	000	0	1	1	2	1	2	2	1	0	0	2	14	6.3	
HOUSTON	01/21/15	* 20	1-5	200	1-3	333	0-0	000	0	0	1	1	1	2	3	2	0	0	1	3	6.1	
at UCF	01/25/15	* 23	3-9	333	3-7	429	4-4	1000	1	3	4	0	1	3	3	1	0	0	2	13	6.5	
UCONN	01/29/15	* 24	2-4	500	2-4	500	2-4	500	0	0	0	0	1	3	3	4	2	1	0	2	8	6.6
at East Carolina	02/01/15	* 28	1-8	125	0-7	000	0-0	000	0	0	1	1	1	2	4	2	3	1	0	2	6.3	
at SMU	02/06/15	* 22	0-4	300	0-2	000	0-0	000	0	0	0	0	0	2	2	2	3	0	0	0	6.0	
USP	02/07/15	* 22	4-11	384	3-4	500	0-0	000	0	0	1	1	2	3	3	1	0	1	1	6	6.3	
at Temple	02/10/15	* 36	2-9	222	2-5	000	0-2	000	0	1	2	3	1	3	1	3	0	1	0	6	6.3	
TULANE	02/14/15	* 27	1-4	250	0-2	000	0-0	000	0	2	2	2	1	3	3	2	0	1	2			

Opponent	Date	gs	min	Total		3-Pointers		Free Throws		Rebounds				Points					
				fg/fga	pct	ft/fta	pct	off	def	tot	avg	pt	a	to	bk	stl	pts	avg	
NORTH CAROLINA CENT	11/08/13	9	0-5	0.00	0-2	0.00	0-0	0.00	2	0	2	2.0	1	0	0	0	0	0.0	
NC STATE	11/21/13	5	0-3	0.00	0-1	0.00	0-0	0.00	0	0	1.0	2.0	1	0	0	0	0	0.0	
APPALACHIAN ST.	11/16/13	17	2-6	33.3	0-1	0.00	0-0	0.00	1	1	2	1.3	1	0	0	0	2	0.7	
CAMPBELL	11/20/13	19	2-6	33.3	0-3	0.00	0-0	0.00	0	0	0	1.0	3	0	1	1	1	4	1.5
UMASS LOWELL	11/26/13	15	3-7	42.9	0-3	0.00	1-2	50.0	0	1	1	1.0	2	1	0	0	0	7	2.6
KENNESAW ST.	12/19/13	11	2-4	50.0	0-1	0.00	0-0	0.00	2	1	3	1.3	4	2	0	0	0	4	2.8
USC UPSTATE	12/03/13	16	4-7	57.1	1-4	25.0	0-0	0.00	0	1	1	1.3	3	1	0	0	1	9	3.7
at New Mexico	12/07/13	15	2-4	50.0	1-1	100.0	0-1	0.00	1	2	3	1.5	4	0	0	0	0	5	3.9
vs Xavier	12/14/13	22	2-4	50.0	1-3	33.3	0-1	0.00	0	0	0	1.3	0	1	0	0	0	5	4.0
vs Pittsburgh	12/17/13	3	0-0	0.00	0-0	0.00	0-0	0.00	0	0	1	1.3	1	0	0	0	1	0	3.6
MIDDLE TENNESSEE	12/21/13	12	1-1	100.0	0-0	0.00	3-3	100.0	0	0	0	1.2	3	1	0	0	1	5	3.7
CHICAGO STATE	12/23/13	19	2-10	20.0	1-6	16.7	5-6	83.3	1	1	2	1.3	2	2	2	0	0	10	4.3
NEBRASKA	12/28/13	16	4-6	66.7	1-2	50.0	2-2	100.0	2	2	4	1.5	0	1	1	0	1	11	4.8
SMU	1/1/14	3	0-2	0.00	0-2	0.00	0-0	0.00	0	0	0	1.4	1	0	0	0	1	0	4.4
at Memphis	1/4/14	16	2-3	66.7	1-1	100.0	2-2	100.0	1	2	3	1.5	3	1	2	0	1	7	4.6
at Houston	1/7/14	9	0-4	0.00	0-1	0.00	2-2	100.0	2	0	2	1.5	0	0	0	0	1	2	4.4
RUTGERS	11/11/14	11	1-4	25.0	0-2	0.00	2-2	100.0	0	0	0	1.4	1	0	0	0	0	4	4.4
TEMPLE	1/14/14	9	1-2	50.0	1-1	100.0	2-2	100.0	1	0	1	1.4	1	0	2	0	0	5	4.4
at USF	1/18/14	5	0-0	0.00	0-0	0.00	0-0	0.00	0	0	0	1.3	0	0	0	0	0	0	4.2
UCF	1/23/14	14	1-3	33.3	0-1	0.00	0-0	0.00	0	0	1	1.3	1	3	3	0	0	2	4.1
at Temple	01/26/14	9	2-2	100.0	1-1	100.0	2-2	100.0	0	1	1	1.3	1	0	1	0	1	7	4.2
at Louisville	1/30/14	1	0-0	0.00	0-0	0.00	0-0	0.00	0	0	0	1.2	0	0	0	0	0	0	4.0
USF	2/2/14	5	0-0	0.00	0-0	0.00	0-0	0.00	0	0	0	1.2	1	1	1	0	0	0	3.9
at SMU	02/08/14	6	1-2	50.0	1-1	100.0	0-0	0.00	1	0	1	1.2	1	0	1	0	0	3	3.8
HOUSTON	2/15/14	5	0-4	0.00	0-0	0.00	0-0	0.00	0	0	0	1.1	1	0	0	0	0	0	3.7
at UCF	2/19/14	15	2-4	50.0	0-1	0.00	1-1	100.0	0	2	2	1.							



# #45 ZACK TOBLER

FORWARD • 6-5 • 240 • JUNIOR • 2L • FORT MITCHELL, KY. (COVINGTON CATHOLIC HIGH SCHOOL)

## MOMENTS

- » The fan favorite walk-on scored his first career point, sinking a free throw against Stony Brook (12/2/14)
- » Netted his first career field goal in the closing moments against East Carolina (1/6/15)

**2015-16 Season (Junior):** Logged a career-high six minutes making 1 of 2 field goal attempts against Tulane (1/24) ... scored a career-high five points on 5-of-6 shooting from the foul line to go with a career-high two rebounds in four minutes against Arkansas-Pine Bluff (11/22) ... saw three minutes of action and handed out his first career assist vs. Robert Morris (11/15) ... played two minutes and scored a basket in the season opener (11/13).

**2014-15 Season (Sophomore):** Played in eight games as a reserve walk-on, averaging 0.4 points and 0.1 rebounds in 1.4 minutes ... made his first career field goal against East Carolina (1/6) ... scored his first career point from the foul line against Stony Brook (12/2).

**2013-14 Season (Freshman):** Played in eight games as a reserve walk-on, averaging 0.0 points and 0.3 rebounds in 1.6 minutes ... saw action in win over UCF (1/23) ... missed a three-point attempt against Chicago State (12/23) ... pulled down a rebound against Middle Tennessee (12/21) ... grabbed a rebound in his first career game against Appalachian State (11/16).

**Prior to Cincinnati:** Averaged 14 points and eight rebounds as a senior at Covington Catholic High School, helping the Colonels to a 27-7 record, the district championship and second-place region finish ... scored 36 points in a game his junior season - the fourth most in school history for a single game ... coached in basketball by Scott Ruthsatz ... played goalie on the school's lacrosse team his junior and senior seasons.

**Personal:** Born Oct. 22, 1994 in Fort Mitchell, Kentucky. ... son of Liz and Matt Tobler ... has one brother, Jordan and one sister, Lauren ... right-handed.

## SEASON & CAREER STATISTICS

### 2015-16 SEASON

		CAREER
5 vs. Ark.-Pine Bluff, 11/22/15	Pts	5 vs. Ark.-Pine Bluff, 11/22/15
2 vs. Tulane, 1/24/16	FG Atts	2 vs. Tulane, 1/24/16
1, 2x (last vs. Tulane, 1/24/16)	FG Made	1, 3x (last vs. Tulane, 1/24/16)
0	3PT-FG Atts	1, 3x (last vs. Houston, 1/21/15)
0	3PT-FG Made	0
6 vs. Ark.-Pine Bluff, 11/22/15	FT Atts	6 vs. Ark.-Pine Bluff, 11/22/15
5 vs. Ark.-Pine Bluff, 11/22/15	FT Made	5 vs. Ark.-Pine Bluff, 11/22/15
2 vs. Ark.-Pine Bluff, 11/22/15	Rebs	2 vs. Ark.-Pine Bluff, 11/22/15
1 vs. Robert Morris, 11/15/15	Assts	1 vs. Robert Morris, 11/15/15
0	Stls	0
0	Blks	0
6 vs. Tulane, 1/24/16	Mins	6 vs. Tulane, 1/24/16

## MISCELLANEOUS STATISTICS

CATEGORY	2013-14	2014-15	2015-16	CAREER
Double-Figure Scoring Games	0	0	0	0
Double-Figure Rebounding Games	0	0	0	0
Double-Double Games	0	0	0	0
20-Point Scoring Games	0	0	0	0
Games Led UC in Scoring	0	0	0	0
Games Led UC in Rebounding	0	0	0	0
Games Led UC in Assists	0	0	0	0
Games With 3+ Assists	0	0	0	0
Games With 3+ Blocks	0	0	0	0
Games With 3+ Steals	0	0	0	0
Games With 3+ Three-Pointers	0	0	0	0

## GAME-BY-GAME STATISTICS

### 2015-16 (JUNIOR SEASON)

Opponent	Date	gs	min	Total		3-Pointers		Free throws		Rebounds		pf	a	to	blk	stl	pts	avg	
				fg-fga	pct	3fg-fga	pct	ft-fa	pct	off	def								tot
WESTERN CAROLINA	11/13/15	2	1-1	1.000	0-0	.000	0-0	.000	0	0	0	0	0	1	0	0	2	2.0	
ROBERT MORRIS	11/15/15	3	0-1	.000	0-0	.000	0-2	.000	1	0	1	0.5	0	1	0	0	0	1.0	
ARKANSAS-PINE BLUFF	11/22/15	4	0-1	.000	0-0	.000	5-6	.833	2	0	2	1.0	0	0	0	0	5	2.3	
at Xavier	12/2/15	0	0-0	.000	0-0	.000	0-0	.000	0	0	0	0.0	0	0	0	0	0	1.8	
TULANE	01/24/16	6	1-2	.500	0-0	.000	0-0	.000	0	0	0	0.6	2	0	0	0	2	1.8	
USF	02/04/16	2	0-0	.000	0-0	.000	0-0	.000	0	0	0	0.5	0	0	0	0	0	1.5	
Totals		0	17	2-5	.400	0-0	.000	5-8	.625	3	0	3	0.5	3	1	1	0	9	1.5

### 2014-15 (SOPHOMORE SEASON)

Opponent	Date	Total			3-Pointers		Free throws		Rebounds											
		gs	min	fg-fga	pct	3fg-fga	pct	ft-fa	pct	off	def	tot	avg	pf	a	to	blk	stl	pts	avg
vs Middle Tennessee	11/28/14	1	0-0	.000	0-0	.000	0-0	.000	0-0	0	0	0	0.0	0	0	0	0	0	0	0.0
STONY BROOK	12/02/14	1	0-0	.000	0-0	.000	1-2	.500	0	0	0	0.0	0	0	0	0	0	0	1	0.5
WAGNER	12/23/14	2	0-1	.000	0-0	.000	0-0	.000	0	0	0	0.0	1	0	1	0	0	0	0	0.3
EAST CAROLINA	01/06/15	1	1-1	1.000	0-0	.000	0-1	.000	0	0	0	0.0	0	0	0	0	0	0	2	0.8
TEMPLE	01/17/15	2	0-1	.000	0-1	.000	0-2	.000	0	0	0	0.0	0	0	0	0	0	0	0	0.6
HOUSTON	01/21/15	1	0-1	.000	0-1	.000	0-0	.000	0	0	0	0.0	1	0	0	0	0	0	0	0.5
UCF	02/25/15	2	0-0	.000	0-0	.000	0-0	.000	0	1	1	0.1	0	0	0	0	0	0	0	0.4
at Tulane	02/28/15	1	0-1	.000	0-0	.000	0-0	.000	0	0	0	0.1	0	0	0	0	0	0	0	0.4
Totals		0	11	1-5	.200	0-2	.000	1-5	.200	0	1	1	0.1	2	0	1	0	0	3	0.4

### 2013-14 (FRESHMAN SEASON)

Opponent	Date	gs	min	Total		3-Pointers		Free throws		Rebounds									
				fg-fga	pct	3fg-fga	pct	ft-fa	pct	off	def	tot	avg	pf	a	to	blk	stl	pts
APPALACHIAN ST.	11/16/13	2	0-0	.000	0-0	.000	0-0	.000	0	1	1	1.0	0	0	0	0	0	0	0.0
UMASS LOWELL	11/26/13	1	0-0	.000	0-0	.000	0-0	.000	0	0	0	0.5	0	0	0	0	0	0	0.0
KENNESAW ST.	11/29/13	1	0-1	.000	0-0	.000	0-0	.000	0	0	0	0.3	1	0	0	0	0	0	0.0
USC UPSTATE	12/03/13	4	0-1	.000	0-1	.000	0-0	.000	0	0	0	0.3	0	0	0	0	0	0	0.0
vs Xavier	12/14/13	1	0-0	.000	0-0	.000	0-0	.000	0	0	0	0.2	0	0	0	0	0	0	0.0
MIDDLE TENNESSEE	12/21/13	2	0-1	.000	0-0	.000	0-0	.000	1	0	1	0.3	0	0	0	0	0	0	0.0
CHICAGO STATE	12/23/13	1	0-1	.000	0-1	.000	0-0	.000	0	0	0	0.3	0	0	0	0	0	0	0.0
UCF	1/23/14	1	0-0	.000	0-0	.000	0-0	.000	0	0	0	0.3	0	0	0	0	0	0	0.0
Totals		0	13	0-4	.000	0-2	.000	0-0	.000	1	1	2	0.3	1	0	0	0	0	0.0

## CAREER STATISTICS

Season	gp-gs	min/avg	Total	3-Point	F-Throws	Rebounds														
			fg-fga	pct	fg-fga	pct	ft-fa	pct	off	def	tot	avg	pf	fo	ast	to	blk	stl	pts	avg
2013-14	8-0	13/1.6	0-4	.000	0-2	.000	0-0	.000	1	1	2	0.3	1	0	0	0	0	0	0	0.0
2014-15	8-0	11/1.4	1-5	.200	0-2	.000	1-5	.200	0	1	1	0.1	2	0	0	1	0	0	3	0.4
2015-16	6-0	17/2.8	2-5	.400	0-0	.000	5-8	.625	3	0	3	0.5	3	0	1	1	0	0	9	1.5
TOTAL	22-0	41/1.9	3-14	.214	0-4	.000	6-13	.462	4	2	6	0.3	6	0	1	2	0	0	12	0.5

# 2015-16 CINCINNATI BASKETBALL • SEASON RECAP

## GAME 1 • NOV. 13, 2015 WESTERN CAROLINA (72) AT CINCINNATI (97) FIFTH THIRD ARENA (CINCINNATI, OHIO)

### Western Carolina 72 • 0-1

#	Player	Total		3-Ptr		Rebounds			PF	TP	A TO Blk Stl					Min
		FG-FGA	FG-FGA	FT-FTA	Off Def Tot	PF	TP	A TO Blk Stl								
04	Torrior Brummitt	f	4-10	0-1	1-2	1	3	4	5	9	0	2	1	1		16
23	Justin Browning	f	3-7	0-3	0-0	0	3	3	5	6	2	1	0	2		25
02	Mike Brown	g	8-22	3-11	4-4	2	2	4	1	23	4	3	2	2		35
05	Devin Peterson	g	2-7	1-3	0-0	2	0	2	2	5	2	2	0	0		29
13	Deriece Parks	g	1-7	0-5	1-2	2	1	3	1	3	1	0	0	1		18
01	Elijah Pughley		5-8	5-7	3-4	0	1	1	0	18	1	3	0	0		15
11	Haboubacar Mutombo		0-4	0-2	0-0	1	0	1	1	0	0	0	0	0		12
12	Marc Gosselin		1-2	0-0	0-0	4	2	6	1	2	1	0	0	1		20
22	Jesse Deloach		1-1	0-0	0-0	0	0	0	0	2	0	0	0	0		9
24	Ashley Williams		1-2	0-0	2-2	0	0	0	1	4	1	0	0	1		16
41	Charlendez Brooks		0-0	0-0	0-0	0	0	0	3	0	1	0	0	0		5
Team					1	2	3									
Totals			26-70	9-32	11-14	13	14	27	20	72	13	11	4	8		200
FG % 1st Half:		8-35	22.9%	2nd half:	18-35	51.4%	Game:	26-70	37.1%							Deadball Rebounds 2,1
3FG % 1st Half:		2-15	13.3%	2nd half:	7-17	41.2%	Game:	9-32	28.1%							
FT % 1st Half:		4-6	66.7%	2nd half:	7-8	87.5%	Game:	11-14	78.6%							

### Cincinnati 97 • 1-0

#	Player	Total		3-Ptr		Rebounds			PF	TP	A TO Blk Stl					Min
		FG-FGA	FG-FGA	FT-FTA	Off Def Tot	PF	TP	A TO Blk Stl								
02	ELLIS, Octavius	f	8-11	0-0	1-2	4	6	10	2	17	1	3	2	4		24
11	CLARK, Gary	f	9-10	0-1	3-3	2	6	8	2	21	2	1	3	0		28
24	THOMAS, Shaq	f	2-5	0-0	4-7	2	3	5	3	8	3	3	0	0		22
10	CAUPAIN, Troy	g	2-2	0-0	2-4	0	3	3	0	6	3	3	0	2		27
21	COBB, Farad	g	3-6	3-3	2-2	0	1	1	0	11	2	1	1	0		20
00	MOORE, Quadri		0-0	0-0	0-0	1	0	1	0	0	1	2	0	0		9
01	EVANS, Jacob		2-7	1-3	2-2	1	4	5	1	7	3	0	1	1		22
03	JENIFER, Justin		3-5	1-2	0-0	0	3	3	2	7	0	3	0	0		13
22	DeBERRY, Coreontae		4-5	0-0	4-5	1	3	4	2	12	1	0	0	1		13
25	JOHNSON, Kevin		2-7	1-5	1-2	0	1	1	2	6	3	0	0	0		20
45	TOBLER, Zack		1-1	0-0	0-0	0	0	0	1	2	0	1	0	0		2
Team					0	2	2									
Totals			36-59	6-14	19-27	11	32	43	15	97	19	17	7	8		200
FG % 1st Half:		16-26	61.5%	2nd half:	20-33	60.6%	Game:	36-59	61.0%							Deadball Rebounds 5
3FG % 1st Half:		5-8	62.5%	2nd half:	1-6	16.7%	Game:	6-14	42.9%							
FT % 1st Half:		5-7	71.4%	2nd half:	14-20	70.0%	Game:	19-27	70.4%							

Officials: Doug Simmons, Jose Carrion, Tommy Short  
 Technical fouls: Western Carolina-Justin Browning, Cincinnati-None.  
 Attendance: 7213

Score by periods	1st	2nd	Total
Western Carolina	22	50	72
Cincinnati	42	55	97

Points	In Paint	T/O	2nd Chance	Fast Break	Bench
WCU	26	16	10	4	26
CIN	54	21	20	15	34

Last FG - WCU 2nd-02:11, CIN 2nd-01:11.  
 Largest lead - WCU None, CIN by 30 2nd-12:23.  
 Score tied - 1 time.  
 Lead changed - 0 times.

## GAME 3 • NOV. 18, 2015 CINCINNATI (83) AT BOWLING GREEN (50) STROH CENTER (BOWLING GREEN, OHIO)

### Cincinnati 83 • 3-0

#	Player	Total		3-Ptr		Rebounds			PF	TP	A TO Blk Stl					Min
		FG-FGA	FG-FGA	FT-FTA	Off Def Tot	PF	TP	A TO Blk Stl								
02	ELLIS, Octavius	f	2-6	0-0	0-1	3	6	9	4	4	0	1	0	0		21
11	CLARK, Gary	f	3-4	0-0	1-2	2	8	10	3	7	2	1	1	2		24
24	THOMAS, Shaq	f	4-7	1-2	1-2	2	1	3	0	10	3	2	2	1		20
10	CAUPAIN, Troy	g	3-7	1-4	0-0	0	4	4	4	7	4	1	0	2		18
21	COBB, Farad	g	7-14	6-11	0-0	0	2	2	2	20	1	2	0	1		22
00	MOORE, Quadri		1-2	0-1	1-2	0	1	1	1	3	0	0	1	0		13
01	EVANS, Jacob		3-7	2-3	2-2	2	1	3	0	10	1	0	2	2		21
03	JENIFER, Justin		3-6	1-3	0-2	0	1	1	1	7	2	1	0	3		19
22	DeBERRY, Coreontae		2-5	0-0	3-5	2	10	12	1	7	0	1	2	0		22
25	JOHNSON, Kevin		3-8	2-6	0-0	0	1	1	2	8	2	1	0	1		20
Team					0	3	3									
Totals			31-66	13-30	8-16	11	38	49	18	83	15	10	8	12		200
FG % 1st Half:		11-25	44.0%	2nd half:	20-41	48.8%	Game:	31-66	47.0%							Deadball Rebounds 3
3FG % 1st Half:		6-13	46.2%	2nd half:	7-17	41.2%	Game:	13-30	43.3%							
FT % 1st Half:		7-13	53.8%	2nd half:	1-3	33.3%	Game:	8-16	50.0%							

### Bowling Green 50 • 1-1

#	Player	Total		3-Ptr		Rebounds			PF	TP	A TO Blk Stl					Min
		FG-FGA	FG-FGA	FT-FTA	Off Def Tot	PF	TP	A TO Blk Stl								
03	PARKER, Spencer	f	3-6	1-3	3-3	0	1	1	2	10	1	2	0	0		20
32	WORRELL, Rasheed	f	0-3	0-0	0-0	0	2	2	1	0	2	2	0	0		17
04	DENNY, Zack	g	4-14	3-9	2-4	1	4	5	0	13	0	2	0	0		26
10	JOSEPH, David	g	2-3	1-1	3-4	0	6	6	2	8	3	2	0	2		24
14	ALCEGAIRE, Wes	q	0-9	0-3	0-3	2	6	8	3	0	1	5	0	0		25
00	GOMEZ, Josh		0-0	0-0	0-0	0	0	0	0	0	1	0	0	0		1
01	WIGGINS, Demajeo		2-2	0-0	1-1	2	3	5	3	5	0	0	0	0		16
02	HLUCHOWECKYJ, Malik		0-1	0-1	0-0	0	0	0	0	0	0	0	0	0		4
05	TISDALE, JD		0-1	0-0	0-1	0	0	0	3	0	1	0	0	3		8
11	LILLARD, Antwon		4-11	1-5	0-1	2	1	3	0	9	1	0	1	0		30
20	ALI, Ismail		1-6	1-3	0-0	1	0	1	1	3	0	3	1	1		16
33	MAYLEBEN, Garrett		1-2	0-0	0-0	0	1	1	1	2	0	0	0	0		13
Team					1	5	6									
Totals			17-58	7-25	9-17	9	29	38	16	50	10	16	2	6		200
FG % 1st Half:		11-31	35.5%	2nd half:	6-27	22.2%	Game:	17-58	29.3%							Deadball Rebounds 2
3FG % 1st Half:		5-12	41.7%	2nd half:	2-13	15.4%	Game:	7-25	28.0%							
FT % 1st Half:		4-10	40.0%	2nd half:	5-7	71.4%	Game:	9-17	52.9%							

Officials: Glenn "Buddy" Mayborg, Steve McClunkins, Todd Williams  
 Technical fouls: Cincinnati-None. Bowling Green-None.  
 Attendance: 3411  
 2nd annual Bill Frack Challenge

Score by periods	1st	2nd	Total
Cincinnati	35	48	83
Bowling Green	31	19	50

Last FG - CIN 2nd-00:45, BGSU 2nd-07:24.  
 Largest lead - CIN by 33 2nd-00:45, BGSU by 2 1st-18:40.

Score tied - 4 times.  
 Lead changed - 2 times.

## GAME 2 • NOV. 15, 2015 ROBERT MORRIS (44) AT CINCINNATI (106) FIFTH THIRD ARENA (CINCINNATI, OHIO)

### Robert Morris 44 • 0-2

#	Player		Total	3-Ptr	Rebounds						A	TO	Blk	Stl	Min	
			FG-FGA	FG-FGA	FT-FTA	Off	Def	Tot	PF	TP						
05	MINNIE, Elijah	f	0-4	0-2	0-0	0	5	5	2	0	2	5	0	0	32	
33	FREDERICK, Andre	f	1-2	0-0	0-0	1	0	1	3	2	0	0	1	1	18	
03	STEWART, Kavon	g	0-2	0-1	1-2	0	0	0	4	1	2	3	0	2	19	
11	PRYOR, Rodney	g	4-15	2-8	7-7	2	1	3	3	17	0	4	0	0	27	
23	McCONNELL, Matty	g	1-3	1-3	0-0	0	1	1	0	3	1	0	0	0	8	
01	STILL, Isaiah	g	4-8	2-5	1-2	0	5	5	2	11	1	3	0	0	31	
02	WHITLEY, Steven		0-3	0-1	1-2	0	0	0	2	1	1	4	0	1	14	
10	LESTER, Jordan		1-2	0-0	3-4	0	2	2	1	5	1	3	0	2	21	
20	GILES, Billy		0-2	0-0	0-0	0	3	3	3	0	0	2	0	1	14	
24	TATE, Aaron		2-6	0-0	0-0	2	1	3	0	4	0	1	0	0	16	
Team						1	0	1				4				
Totals			13-47	5-20	13-17	6	18	24	20	44	8	29	1	7	200	
FG % 1st Half: 8-24		33.3%	2nd half: 5-23	21.7%	Game: 13-47	27.7%										Deadball
3FG % 1st Half: 2-11		18.2%	2nd half: 3-9	33.3%	Game: 5-20	25.0%										Rebounds
FT % 1st Half: 7-9		77.8%	2nd half: 6-8	75.0%	Game: 13-17	76.5%										1,2

2015-16 CINCINNATI BASKETBALL • SEASON RECAP

GAME 5 • NOV. 24, 2015 • BARCLAYS CENTER CLASSIC  
SE LOUISIANA (49) AT 24/24 CINCINNATI (64)  
FIFTH THIRD ARENA (CINCINNATI, OHIO)

SE Louisiana 49 • 1-4

##	Player	Total		3-Ptr		Rebounds			PF	TP	A TO Blk Stl				Min
		FG-FGA	FG-FGA	FT-FTA	Off Def Tot	PF	TP	A TO Blk Stl							
23	Currington, James	f	4-7	0-0	0-0	6	2	8	4	8	0	2	1	1	30
00	Veal, Marlain	g	0-2	0-0	2-2	0	1	1	1	2	1	1	0	1	10
03	Filmore, Joshua	g	4-12	4-11	0-0	0	3	3	1	12	0	1	0	1	33
10	Jackson, Zay	g	6-13	2-4	1-1	2	3	5	2	15	4	6	1	2	39
11	Charleston, Keith	g	1-3	0-0	0-0	0	4	4	4	2	1	4	0	0	30
01	Capps, Jordan		0-0	0-0	0-0	0	0	0	1	0	0	0	1	0	4
02	Cook, Dimi		1-7	0-0	0-0	2	1	3	2	2	0	0	0	0	19
05	Hawkins, Mike		0-1	0-1	0-0	0	0	0	0	0	0	0	0	0	6
13	Greenwood, Mo		1-3	0-0	1-1	0	1	1	3	3	0	1	1	0	18
33	Grievies, Daniel		2-3	1-2	0-1	0	2	2	0	5	0	0	0	0	11
	Team					0	1	1							
	Totals		19-51	7-18	4-5	10	18	28	18	49	6	15	4	5	200
FG % 1st Half: 8-25 32.0%		2nd half: 11-26 42.3%		Game: 19-51 37.3%		Deadball									
3FG % 1st Half: 5-12 41.7%		2nd half: 2-6 33.3%		Game: 7-18 38.9%		Rebounds									
FT % 1st Half: 1-2 50.0%		2nd half: 3-3 100.0		Game: 4-5 80.0%		0,1									

Cincinnati 64 • 5-0

##	Player	Total		3-Ptr		Rebounds			PF	TP	A TO Blk Stl				Min
		FG-FGA	FG-FGA	FT-FTA	Off Def Tot	PF	TP	A TO Blk Stl							
02	ELLIS, Octavius	f	2-6	0-0	2-2	3	6	9	4	6	2	1	0	1	21
11	CLARK, Gary	f	4-8	1-1	3-5	5	3	8	1	12	0	0	2	1	37
24	THOMAS, Shaq	f	1-3	0-1	0-0	4	2	6	2	2	2	1	0	0	16
10	CAUPAIN, Troy	g	5-11	2-7	3-5	0	2	2	0	15	4	0	1	2	34
21	COBB, Farad	g	1-4	0-2	0-0	1	1	2	2	2	3	2	0	2	25
00	MOORE, Quadri		0-2	0-1	0-0	0	0	0	0	0	0	0	0	0	6
01	EVANS, Jacob		4-8	3-6	4-4	1	5	6	1	15	1	2	0	0	21
03	JENIFER, Justin		1-1	1-1	0-0	0	0	0	0	3	1	1	0	0	7
22	DeBERRY, Coreontae		3-4	0-0	0-1	0	2	2	1	6	0	2	0	0	15
25	JOHNSON, Kevin		1-7	1-4	0-0	0	1	1	3	3	3	2	0	2	18
	Team					2	0	2							
	Totals		22-54	8-23	12-17	16	22	38	14	64	16	11	3	8	200
FG % 1st Half: 10-29 34.5%		2nd half: 12-25 48.0%		Game: 22-54 40.7%		Deadball									
3FG % 1st Half: 2-11 18.2%		2nd half: 6-12 50.0%		Game: 8-23 34.8%		Rebounds									
FT % 1st Half: 8-12 66.7%		2nd half: 4-5 80.0%		Game: 12-17 70.6%		2,1									

Officials: Steve Olson, Antonio Petty, Clarence Armstrong  
Technical fouls: SE Louisiana-None. Cincinnati-None.  
Attendance: 6824

Score by periods	1st	2nd	Total
SE Louisiana	22	27	49
Cincinnati	30	34	64

Last FG - SLU 2nd-00:05, CIN 2nd-00:11.

Largest lead - SLU by 1 1st-18:42, CIN by 18 2nd-00:11.

Score tied - 2 times.

Lead changed - 4 times.

GAME 7 • NOV. 28, 2015 • BARCLAYS CENTER CLASSIC - FINALS  
GEORGE WASHINGTON (56) VS. 24/24 CINCINNATI (61)  
BARCLAYS CENTER (BROOKLYN, N.Y.)

George Washington 56 • 6-1

##	Player	Total		3-Ptr		Rebounds			PF	TP	A TO Blk Stl				Min
		FG-FGA	FG-FGA	FT-FTA	Off Def Tot	PF	TP	A TO Blk Stl							
12	WATANABE, Yuta	f	3-8	2-5	0-0	1	0	1	0	8	3	0	0	0	29
13	GARINO, Patricio	f	6-12	3-4	0-0	1	3	4	3	15	2	3	0	2	32
21	LARSEN, Kevin	f	0-4	0-1	1-2	3	4	7	4	1	4	2	0	2	32
34	CAVANAUGH, Tyler	f	5-12	1-2	2-2	2	4	6	3	13	0	2	0	0	27
22	McDONALD, Joe	g	4-7	3-5	0-0	0	2	2	3	11	1	1	0	1	34
01	MITOLA, Alex		1-2	1-1	0-0	0	2	2	1	3	2	0	0	0	14
03	JORGENSEN, Paul		0-5	0-1	0-0	0	2	2	0	0	0	2	0	0	17
04	SWAN, Anthony		0-0	0-0	0-0	0	2	2	1	0	0	0	0	0	5
14	ROLAND, Jordan		0-1	0-0	0-0	0	0	0	0	0	0	0	0	0	2
30	HART, Matt		2-5	1-3	0-0	0	1	1	1	5	0	0	0	0	8
	Team					2	2	4			1				
	Totals		21-56	11-22	3-4	9	22	31	16	56	12	11	0	5	200
FG % 1st Half: 11-27 40.7%		2nd half: 10-29 34.5%		Game: 21-56 37.5%		Deadball									
3FG % 1st Half: 3-11 27.3%		2nd half: 3-11 27.3%		Game: 11-22 50.0%		Rebounds									
FT % 1st Half: 0-0 0.0%		2nd half: 3-4 75.0%		Game: 3-4 75.0%		0									

Cincinnati 61 • 7-0

##	Player	Total		3-Ptr		Rebounds			PF	TP	A TO Blk Stl				Min
		FG-FGA	FG-FGA	FT-FTA	Off Def Tot	PF	TP	A TO Blk Stl							
02	ELLIS, Octavius	f	3-4	0-0	3-4	1	6	7	0	9	0	2	0	0	29
11	CLARK, Gary	f	3-4	0-0	0-0	3	8	11	4	6	2	2	1	3	27
24	THOMAS, Shaq	f	0-3	0-1	2-2	3	0	3	4	2	2	0	0	0	19
10	CAUPAIN, Troy	g	5-14	2-6	4-4	0	2	2	1	16	2	2	1	2	33
21	COBB, Farad	g	4-10	3-7	0-0	0	1	1	1	11	0	0	0	0	24
00	MOORE, Quadri		1-2	0-0	0-0	0	0	0	0	2	0	1	0	0	8
01	EVANS, Jacob		1-5	1-2	0-0	1	1	2	1	3	1	3	1	0	15
03	JENIFER, Justin		0-2	0-1	0-0	0	2	2	1	0	1	1	0	0	7
22	DeBERRY, Coreontae		0-0	0-0	1-2	0	4	4	0	1	0	1	2	1	13
25	JOHNSON, Kevin		5-9	1-5	0-0	2	0	2	1	11	0	0	0	0	25
	Team					1	3	4							
	Totals		22-53	7-22	10-12	11	27	38	13	61	8	12	5	6	200
FG % 1st Half: 10-26 38.5%		2nd half: 12-27 44.4%		Game: 22-53 41.5%		Deadball									
3FG % 1st Half: 3-10 30.0%		2nd half: 4-12 33.3%		Game: 7-22 31.8%		Rebounds									
FT % 1st Half: 4-5 80.0%		2nd half: 6-7 85.7%		Game: 10-12 83.3%		0									

Officials: Lee Cassell, Clarence Armstrong, Tony Henderson  
Technical fouls: George Washington-None. Cincinnati-None.  
Attendance: 4203

Barclays Center Classic Presented by Honda  
Cincinnati Wins 2015 Barclays Center Classic  
All-Tournament Team: Punter (UT), Webster (NEB), Cavanaugh (GW), Garino (GW)  
Caupain (CIN). Tournament MVP: Octavius Ellis (CIN)

Score by periods	1st	2nd	Total
George Washington	30	26	56
Cincinnati	27	34	61

Last FG - GW 2nd-00:30, CIN 2nd-00:41.

Largest lead - GW by 6 1st-12:56, CIN by 5 2nd-00:06.

Score tied - 11 times.

Lead changed - 12 times.

GAME 6 • NOV. 27, 2015 • BARCLAYS CENTER CLASSIC - SEMIFINALS  
NEBRASKA (61) VS. 24/24 CINCINNATI (65)  
BARCLAYS CENTER (BROOKLYN, N.Y.)

Nebraska 61 • 4-2

##	Player		Total		3-Ptr		Rebounds			PF	TP	A TO Blk Stl				Min
			FG-FGA	FG-FGA	FT-FTA	Off	Def	Tot								
24	Hammond, Jake	f	3-4	0-0	1-1	0	0	0	3	7	0	0	1	0	18	
31	Shields, Shavon	f	6-9	0-1	2-3	0	2	2	5	14	1	4	0	0	20	
00	Webster, Tai	g	7-12	2-3	5-5	3	5	8	2	21	3	1	0	0	29	
03	White III, Andrew	g	2-10	2-5	2-2	1	4	5	0	8	1	4	2	1	28	
32	Parker, Benny	g	0-2	0-2	0-0	0	3	3	3	0	1	1	0	3	30	
05	Watson Jr., Glynn		2-9	1-2	0-0	0	2	2	0	5	3	0	0	3	25	
10	McVeigh, Jack		2-5	2-3	0-0	1	2	3	2	6	2	1	0	2	26	
12	Jacobson, Michael		0-0	0-0	0-0	0	0	0	1	0	0	0	0	0	5	
23	Fuller, Nick		0-0	0-0	0-0	0	0	0	0	0	0	0	0	0	1	
30	Morrow Jr., Ed		0-1	0-0	0-0	0	3	3	4	0	1	1	1	0	18	
Team						2	1	3								
Totals			22-52	7-16	10-11	7	22	29	20	61	12	12	4	9	200	
FG % 1st Half: 10-24			41.7%	2nd half: 12-28	42.9%	Game: 22-52			42.3%						Deadball	
3FG % 1st Half: 4-7			57.1%	2nd half: 3-9	33.3%	Game: 7-16			43.8%						Rebounds	
FT % 1st Half: 1-2			50.0%	2nd half: 9-9	100.0	Game: 10-11			90.9%						1,1	



2015-16 CINCINNATI BASKETBALL • SEASON RECAP

GAME 9 • DEC. 6, 2015  
MORGAN STATE (66) AT 17/17 CINCINNATI (87)  
FIFTH THIRD ARENA (CINCINNATI, OHIO)

Morgan State 66 • 2-6															
#	Player	Total		3-Ptr		Rebounds		PF	TP	A	TO	Blk	Stl	Min	
		FG-FGA	FG-FGA	FT-FTA	Off Def Tot										
21	THOMAS, Kyle	f	6-12	5-8	0-0	0 1 1	3 17	0	2	0	2	0	1	26	
22	CARR, Phillip	f	2-6	1-1	0-0	3 2 5	4 5	1	0	2	0	0	0	23	
34	BLOSSOM, Cedric	f	6-13	1-1	3-6	2 7 9	1 16	0	1	0	2	0	2	34	
01	PRETLOW, Donte	g	5-11	1-2	1-2	4 1 5	0 12	4	5	0	1	0	1	33	
32	CAMERON, Martez	g	0-2	0-0	0-0	0 3 3	1 0	5	2	0	0	0	0	25	
03	SIMPSON, Rasean		4-11	0-0	2-5	4 3 7	1 10	1	1	0	1	0	1	26	
11	VAUGHAN, Clive		3-10	0-4	0-0	2 5 7	1 6	0	0	0	0	0	0	27	
12	REDMOND, Jamar		0-0	0-0	0-0	0 0 0	1 0	0	0	0	0	0	0	1	
13	STREETER, Tyler		0-2	0-1	0-0	0 0 0	1 0	0	0	0	0	0	0	5	
Team					0 0 0	1				1					
Totals			26-67	8-17	6-13	15 22 37	14 66	11	12	2	5			200	
FG % 1st Half: 10-33 30.3% 2nd half: 16-34 47.1% Game: 26-67 38.8%															
3FG % 1st Half: 3-6 50.0% 2nd half: 5-11 45.5% Game: 8-17 47.1%															
FT % 1st Half: 4-9 44.4% 2nd half: 2-4 50.0% Game: 6-13 46.2%															
Deadball Rebounds 4															

Cincinnati 87 • 8-1															
#	Player	Total		3-Ptr		Rebounds		PF	TP	A	TO	Blk	Stl	Min	
		FG-FGA	FG-FGA	FT-FTA	Off Def Tot										
02	ELLIS, Octavius	f	6-7	0-0	1-2	1 4 5	1 13	1	2	2	1	21			
11	CLARK, Gary	f	4-6	1-2	4-5	8 6 14	2 13	5	0	2	1	28			
24	THOMAS, Shaq	f	7-9	1-2	0-2	2 7 9	3 15	4	2	2	1	27			
10	CAUPAIN, Troy	g	3-14	0-8	0-0	0 5 5	0 6	5	0	0	0	34			
01	COBB, Farad	g	4-14	2-9	1-2	0 1 1	1 11	3	2	0	2	28			
00	MOORE, Quadri		1-4	0-0	0 2 2	4 1 2	1 2	1	1	0	0	9			
01	EVANS, Jacob		0-0	0-0	0-0	0 0 0	0 0	0	0	0	0	2			
03	JENIFER, Justin		2-6	0-2	2-3	0 0 0	2 6	3	0	0	2	13			
22	DeBERRY, Coreontae		4-5	0-0	3-4	5 2 7	3 11	0	0	0	0	16			
25	JOHNSON, Kevin		4-8	2-6	0-0	2 1 3	1 10	3	3	0	2	22			
Team					0 1 1										
Totals			35-73	6-29	11-18	20 29 49	14 87	25	10	6	9	200			
FG % 1st Half: 21-40 52.5% 2nd half: 14-33 42.4% Game: 35-73 47.9%															
3FG % 1st Half: 3-14 21.4% 2nd half: 3-15 20.0% Game: 6-29 20.7%															
FT % 1st Half: 6-10 60.0% 2nd half: 5-8 62.5% Game: 11-18 61.1%															
Deadball Rebounds 3															

Officials: Mike Stuart, Olandis Poole, Mark Schur  
Technical fouls: Morgan State-TEAM, Cincinnati-None.  
Attendance: 6126

Score by periods			1st	2nd	Total							
Morgan State			27	39	66	Points	In Paint	Off T/O	2nd Chance	Fast Break		Bench
Cincinnati			51	36	87	MSUM	28	14	17	9	16	
						CIN	50	23	26	11	29	

Last FG - MSUM 2nd-00:52, CIN 2nd-00:28.  
Largest lead - MSUM None, CIN by 26 2nd-05:36.

Score tied - 1 time.  
Lead changed - 0 times.

Last FG - MSUM 2nd-00:52, CIN 2nd-00:28.  
Largest lead - MSUM None, CIN by 26 2nd-05:36.

Score tied - 1 time.  
Lead changed - 0 times.

GAME 11 • DEC. 15, 2015  
NORFOLK STATE (59) AT 23/20 CINCINNATI (75)  
FIFTH THIRD ARENA (CINCINNATI, OHIO)

Norfolk State 59 • 4-6															
#	Player	Total		3-Ptr		Rebounds		PF	TP	A	TO	Blk	Stl	Min	
		FG-FGA	FG-FGA	FT-FTA	Off Def Tot										
45	BUTLER, Jordan	f	1-3	0-0	0-0	1 4 5	4 2	2	0	2	1	29			
02	ROBINSON, Zaynah	g	0-5	0-2	0-0	0 5 5	1 0	5	3	0	1	29			
04	TAYLOR, D'Shon	g	5-11	2-5	2-2	1 3 4	2 14	1	2	0	1	30			
10	SHORT, Jeff	g	1-10	1-5	2-2	1 2 3	2 5	0	0	0	0	19			
20	OLIVER, Charles	g	2-9	0-5	2-2	1 2 3	2 6	2	3	0	2	29			
00	KELLEY, Brian		3-4	0-1	0-0	0 2 2	2 6	1	0	0	0	11			
01	BUNGEI, Preston		5-7	0-0	3-4	0 3 3	1 13	0	2	1	1	23			
03	WADE, Jonathan		3-7	3-5	0-0	0 3 3	1 9	1	1	0	1	18			
15	BANNER, Devonte		0-0	0-0	0-0	0 0 0	0 0	0	0	0	0	1			
22	LONG, Alex		0-2	0-0	1-2	1 1 2	2 1	0	1	0	0	8			
30	PEEBLES-JENNINGS, J.		1-1	1-1	0-0	0 0 0	1 3	0	1	0	0	1			
32	TORIOLA, Moses		0-0	0-0	0-0	0 0 0	0 0	0	0	0	0	2			
Team					5 0 5										
Totals			21-59	7-24	10-12	10 25 35	18 59	12	15	3	7	200			
FG % 1st Half: 10-31 32.3% 2nd half: 11-28 39.3% Game: 21-59 35.6%															
3FG % 1st Half: 1-10 10.0% 2nd half: 6-14 42.9% Game: 7-24 29.2%															
FT % 1st Half: 5-6 83.3% 2nd half: 5-6 83.3% Game: 10-12 83.3%															
Deadball Rebounds 3															

Cincinnati 75 • 9-2															
#	Player	Total		3-Ptr		Rebounds		PF	TP	A	TO	Blk	Stl	Min	
		FG-FGA	FG-FGA	FT-FTA	Off Def Tot										
02	ELLIS, Octavius	f	1-3	0-0	3-6	3 8 11	1 5	5	1	3	2	26			
11	CLARK, Gary	f	9-11	1-1	0-0	3 4 7	3 19	2	2	1	0	29			
24	THOMAS, Shaq	f	4-9	1-3	0-1	2 4 6	4 9	3	2	1	1	27			
10	CAUPAIN, Troy	g	1-5	1-3	2-4	0 4 4	0 5	6	1	1	2	32			
21	COBB, Farad	g	7-14	5-8	1-2	0 3 3	0 20	2	1	0	2	27			
00	MOORE, Quadri		1-3	0-0	1-2	0 0 0	0 3	0	2	0	1	6			
01	EVANS, Jacob		2-6	1-2	6-6	2 0 2	1 11	1	0	0	1	16			
03	JENIFER, Justin		1-3	1-2	0-0	0 1 1	1 3	0	1	0	0	13			
22	DeBERRY, Coreontae		0-1	0-0	0-0	0 1 1	0 0	0	0	2	0	14			
25	JOHNSON, Kevin		0-2	0-2	0-0	1 0 1	3 0	1	3	0	0	10			
Team					0 1 1										
Totals			26-57	10-21	13-21	11 26 37	13 75	20	13	8	9	200			
FG % 1st Half: 12-28 42.9% 2nd half: 14-29 48.3% Game: 26-57 45.6%															
3FG % 1st Half: 5-13 38.5% 2nd half: 5-8 62.5% Game: 10-21 47.6%															
FT % 1st Half: 5-10 50.0% 2nd half: 8-11 72.7% Game: 13-21 61.9%															
Deadball Rebounds 3,1															

Officials: Tom Eades, Brian O'Connell, Ray Acosta  
Technical fouls: Norfolk State-None, Cincinnati-None.  
Attendance: 6215

Score by periods	1st	2nd	Total		In	Off	2nd	Fast	
Norfolk State	26	33	59	Points	Paint	T/O	Chance	Break	Bench
Cincinnati	34	41	75	CSUM	22	10	4	13	32
					24	18	23	2	17

Last FG - NSUM 2nd-00:20, CIN 2nd-03:50.  
Largest lead - NSUM None, CIN by 26 2nd-10:09.

Score tied - 0 times.  
Lead changed - 0 times.

GAME 10 • DEC. 12, 2015 • SKYLINE CHILI CROSSTOWN SHOOTOUT  
23/22 CINCINNATI (55) AT NO. 12/13 XAVIER (65)  
CINTAS CENTER (CINCINNATI, OHIO)

Cincinnati 55 • 8-2															
##	Player	Total		3-Ptr	Rebounds			PF	TP	A	TO	Blk	Stl	Min	
		FG-FGA	FG-FGA	FT-FTA	Off	Def	Tot								
02	ELLIS, Octavius	f	6-9	0-0	1-5	2	4	6	2	13	2	5	2	1	28
11	CLARK, Gary	f	0-2	0-0	0-0	2	5	7	3	0	2	1	0	2	29
24	THOMAS, Shaq	f	5-11	1-4	0-0	3	2	5	3	11	3	3	1	0	33
10	CAUPAIN, Troy	g	3-10	2-9	2-2	0	3	3	0	10	6	2	0	0	36
21	COBB, Farad	g	3-9	3-8	2-2	2	2	4	1	11	1	0	0	1	25
01	EVANS, Jacob		2-5	0-2	0-0	1	1	2	1	4	1	1	2	0	18
03	JENIFER, Justin		0-1	0-1	0-0	0	0	0	0	0	1	0	0	0	4
22	DeBERRY, Coreontae		1-3	0-0	1-2	1	1	2	1	3	0	0	0	1	11
25	JOHNSON, Kevin		1-2	1-2	0-0	0	0	0	2	3	1	3	0	1	16
45	TOBLER, Zack		0-0	0-0	0-0	0	0	0	0	0	0	0	0	0	0+
	Team					0	3	3	1			1			
Totals			21-52	7-26	6-11	11	21	32	14	55	17	16	5	6	200
FG % 1st Half: 10-25		40.0%	2nd half: 11-27		40.7%	Game: 21-52		40.4%	Deadball Rebounds 3,1						
3FG % 1st Half: 3-11		27.3%	2nd half: 4-15		26.7%	Game: 7-26		26.9%							
FT % 1st Half: 3-4		75.0%	2nd half: 3-7		42.9%	Game: 6-11		54.5%							

2015-16 CINCINNATI BASKETBALL • SEASON RECAP

GAME 13 • DEC. 22, 2015  
11/9 IOWA STATE (81) AT 22/21 CINCINNATI (79)  
FIFTH THIRD ARENA (CINCINNATI, OHIO)

Iowa State 81 • 10-1

#	Player		Total		3-Ptr	Rebounds			PF	TP	A	TO	Blk	Stl	Min
			FG-FGA	FG-FGA		FT-FTA	Off	Def							
01	McKay, Jameel	f	0-4	0-0	5-8	3	0	3	0	5	2	0	0	0	30
02	Nader, Abdel	f	3-8	1-5	4-4	0	4	4	4	11	1	3	0	2	37
31	Niang, Georges	f	10-19	2-6	2-3	6	4	10	3	24	1	1	1	1	35
11	Morris, Monte	g	7-12	2-4	0-0	2	3	5	2	16	7	2	0	4	39
21	Thomas, Matt	g	4-14	3-10	2-2	1	8	9	2	13	4	1	0	0	32
03	Cooke, Hallice		0-5	0-4	0-0	0	1	1	0	0	0	0	0	0	11
30	Burton, Deonte		5-6	1-1	1-2	1	0	1	3	12	1	0	0	0	16
Team							2	1	3						
Totals			29-68	9-30	14-19	15	21	36	14	81	16	7	1	7	200

FG % 1st Half: 16-34 47.1% 2nd half: 13-34 38.2% Game: 29-68 42.6%  
3FG % 1st Half: 3-12 25.0% 2nd half: 6-18 33.3% Game: 9-30 30.0%  
FT % 1st Half: 10-11 90.9% 2nd half: 4-8 50.0% Game: 14-19 73.7%

Cincinnati 79 • 10-3

#	Player		Total		3-Ptr	Rebounds			PF	TP	A	TO	Blk	Stl	Min
			FG-FGA	FG-FGA		FT-FTA	Off	Def							
02	ELLIS, Octavius	f	4-6	0-0	1-2	3	5	8	2	9	0	2	1	0	27
11	CLARK, Gary	f	5-8	0-1	0-2	5	4	9	1	10	2	1	0	1	28
24	THOMAS, Shaq	f	2-5	0-1	0-0	2	4	6	0	4	2	1	0	2	20
10	CAUPAIN, Troy	g	6-14	1-4	5-6	1	4	5	1	18	4	1	0	0	34
21	COBB, Farad	g	4-13	2-6	0-0	0	1	1	1	10	3	3	0	0	27
01	EVANS, Jacob		4-8	2-5	4-4	2	3	5	3	14	2	0	2	1	26
03	JENIFER, Justin		0-1	0-1	0-0	0	0	0	0	0	1	0	0	0	2
22	DeBERRY, Coreontae		3-7	0-0	0-2	2	2	4	1	6	1	0	1	0	17
25	JOHNSON, Kevin		3-4	2-3	0-0	1	0	1	3	8	0	2	0	0	19
Team							0	1	1						
Totals			31-66	7-21	10-16	16	24	40	12	79	15	10	4	4	200

FG % 1st Half: 16-35 45.7% 2nd half: 15-31 48.4% Game: 31-66 47.0%  
3FG % 1st Half: 4-11 36.4% 2nd half: 3-10 30.0% Game: 7-21 33.3%  
FT % 1st Half: 2-4 50.0% 2nd half: 8-12 66.7% Game: 10-16 62.5%

Officials: Doug Sirmons, Ron Groover, Tom O'Neill  
Technical fouls: Iowa State-None. Cincinnati-None.  
Attendance: 13176

Score by periods	1st	2nd	Total
Iowa State	45	36	81
Cincinnati	38	41	79

Last FG - ISU 2nd-00:12, CIN 2nd-02:09.  
Largest lead - ISU by 13 1st-02:07, CIN by 4 2nd-02:09.

Points In Off 2nd Fast  
ISU 28 Paint T/O Chance Break  
CIN 34 3 22 0 Bench 12 28

Score tied - 1 time.  
Lead changed - 2 times.

GAME 15 • JAN. 2, 2016  
TULSA (57) AT 22/23 CINCINNATI (76)  
FIFTH THIRD ARENA (CINCINNATI, OHIO)

Tulsa 57 • 8-6, 0-2

#	Player		Total		3-Ptr	Rebounds			PF	TP	A	TO	Blk	Stl	Min
			FG-FGA	FG-FGA		FT-FTA	Off	Def							
01	SMITH, Rashad	f	3-5	0-0	1-2	3	1	4	2	7	0	1	2	1	23
40	WRIGHT, D'Andre	f	0-2	0-0	0-0	2	0	2	5	0	1	2	0	0	12
03	HARRISON, Shaquille	g	6-15	1-3	8-9	0	2	2	1	21	6	2	0	2	34
10	WOODARD, James	g	3-11	1-7	2-4	1	1	2	1	9	1	3	0	2	29
11	BIRT, Pat	g	3-8	2-4	5-6	1	5	6	1	13	3	2	0	0	36
04	TAPLIN, Sterling		1-4	0-2	0-0	0	2	2	0	2	0	1	0	0	10
05	RAY, Rashad		1-4	0-3	0-0	0	2	2	0	2	0	2	0	1	17
15	CURTIS, Marquel		1-4	0-2	0-0	1	3	4	1	2	3	1	0	0	19
44	SWANNEGAN, Brandon		0-1	0-0	1-4	0	0	1	3	1	0	0	0	0	15
55	EZECHINONSO, E.		0-0	0-0	0-0	0	0	0	1	0	0	0	0	0	5
Team							6	0	6						
Totals			18-54	4-21	17-25	14	17	31	15	57	14	14	2	6	200

FG % 1st Half: 6-27 22.2% 2nd half: 12-27 44.4% Game: 18-54 33.3%  
3FG % 1st Half: 2-13 15.4% 2nd half: 2-8 25.0% Game: 4-21 19.0%  
FT % 1st Half: 14-21 66.7% 2nd half: 3-4 75.0% Game: 17-25 68.0%

Cincinnati 76 • 11-4, 1-1

#	Player		Total		3-Ptr	Rebounds			PF	TP	A	TO	Blk	Stl	Min
			FG-FGA	FG-FGA		FT-FTA	Off	Def							
02	ELLIS, Octavius	f	2-3	0-0	2-3	1	2	3	3	6	0	2	1	2	16
11	CLARK, Gary	f	3-6	0-0	1-2	8	6	14	4	7	4	0	1	0	30
24	THOMAS, Shaq	f	2-5	0-1	0-0	1	4	5	3	4	2	2	1	2	24
10	CAUPAIN, Troy	g	3-9	2-4	0-0	1	2	3	2	8	7	3	1	0	31
21	COBB, Farad	g	8-14	5-7	0-0	0	1	3	4	0	21	2	1	0	27
00	MOORE, Quadri		2-5	2-3	2-2	0	1	1	2	8	0	2	0	0	14
01	EVANS, Jacob		1-3	0-2	0-0	0	3	3	4	2	2	1	1	1	16
03	JENIFER, Justin		2-3	1-1	2-2	0	0	0	1	7	2	0	0	0	8
22	DeBERRY, Coreontae		2-3	0-0	2-4	1	3	4	4	6	0	0	0	2	13
25	JOHNSON, Kevin		2-8	2-5	1-2	1	0	1	1	7	1	2	0	2	21
Team							1	0	1						
Totals			27-59	12-23	10-15	15	24	39	24	76	20	13	5	11	200

FG % 1st Half: 14-29 48.3% 2nd half: 13-30 43.3% Game: 27-59 45.8%  
3FG % 1st Half: 7-13 53.8% 2nd half: 5-10 50.0% Game: 12-23 52.2%  
FT % 1st Half: 7-9 77.8% 2nd half: 3-6 50.0% Game: 10-15 66.7%

Officials: Steve Olson, Zelton Steed, Peter Juzenas  
Technical fouls: Tulsa-None. Cincinnati-ELLIS, Octavius.  
Attendance: 10102

Score by periods	1st	2nd	Total
Tulsa	28	29	57
Cincinnati	42	34	76

Last FG - TLS 2nd-02:18, CIN 2nd-00:57.  
Largest lead - TLS None, CIN by 24 1st-06:09.

Score tied - 0 times.  
Lead changed - 0 times.

GAME 14 • DEC. 29, 2015  
TEMPLE (77) AT 22/23 CINCINNATI (70)  
FIFTH THIRD ARENA (CINCINNATI, OHIO)

Temple 77 • 6-5, 1-0

#	Player		Total		3-Ptr	Rebounds			PF	TP	A	TO	Blk	Stl	Min
			FG-FGA	FG-FGA		FT-FTA	Off	Def							
00	ENECHIONYIA, Obi	f	0-5	0-2	2-4	2	1	3	2	2	2	1	1	0	21
15	BOND, Jaylen	f	3-6	0-0	1-4	2	4	6	3	7	3	0	0	0	27
01	BROWN, Josh	g	4-9	1-5	2-3	0	5	5	2	11	3	2	0	3	34
25	DECOSEY, Quenton	g	4-7	1-3	10-11	1	3	4	1	19	2	3	1	1	37
34	COLEMAN, Devin	g	5-11	4-7	0-0	1	1	2	2	14	0	0	1	0	29
03	ALSTON, JR., Levan S		2-2	2-2	0-0	0	2	2	0	6	0	0	0	0	14
04	DINGLE, Daniel		6-10	2-3	0-0	4	1	5	1	14	2	0	1	1	20
10	WILLIAMS, Mark		2-2	0-0	0-0	0	0	0	0	4	0	1	0	0	15
11	LOWE, Trey		0-0	0-0	0-0	0	0	0	0	0	0	0	0	0	3
Team							1	2	3						
Totals			26-52	10-22	15-22	11	19	30	11	77	12	8	4	5	200

FG % 1st Half: 16-28 57.1% 2nd half: 10-24 41.7% Game: 26-52 50.0%  
3FG % 1st Half: 5-11 45.5% 2nd half: 5-11 45.5% Game: 10-22 45.5%  
FT % 1st Half: 2-6 33.3% 2nd half: 13-16 81.3% Game: 15-22 68.2%

Cincinnati 70 • 10-4, 0-1

#	Player		Total		3-Ptr	Rebounds			PF	TP	A	TO	Blk	Stl	Min
			FG-FGA	FG-FGA		FT-FTA	Off	Def							
01	EVANS, Jacob	f	2-4	1-2	2-2	3	2	5	0	7	2	1	0	0	24
11	CLARK, Gary	f	3-8	0-0	1-1	3	1	4	2	7	2	2	0	0	28
22	DeBERRY, Coreontae	c	1-3	0-0	0-0	1	1	2	2	2	1	0	0	0	13
10	CAUPAIN, Troy	g	7-16	1-4	4-4	1	2	3	3	19	7	2	0	1	36
21	COBB, Farad	g	4-10	2-6	0-0	0	2	2	1	10	1	1	0	0	27
00	MOORE, Quadri		0-1	0-0	0-0	0	0	0	0	0	0	0	0	0	1
02	ELLIS, Octavius		4-6	0-0	4-5	3	4	7	3	12	0	0	0	1	26
03	JENIFER, Justin		1-1	0-0	0-0	0	0	0	0	2	0	0	0	0	4
24	THOMAS, Shaq		3-8	2-4	0-0	0	2	2	2	8	0	1	2	0	28
25	JOHNSON, Kevin		1-4	1-3	0-0	0	0	0	2	3	0	1	0	0	13
Team						3	2	5							
Totals						3	2	5							

2015-16 CINCINNATI BASKETBALL • SEASON RECAP

GAME 17 • JAN. 10, 2016  
CINCINNATI (54) AT USF (51)  
USF SUN DOME (TAMPA, FLA.)

Cincinnati 54 • 12-5 (2-2)

##	Player	Total		3-Ptr		Rebounds			PF	TP	A TO Blk Stl					Min
		FG-FGA	FG-FGA	FT-FTA	Off Def Tot	PF	TP	A TO Blk Stl								
02	ELLIS, Octavius	f	4-7	0-0	2-3	1	1	2	3	10	0	1	1	1	1	24
11	CLARK, Gary	f	0-4	0-0	5-7	7	4	11	1	5	2	2	1	1	1	34
24	THOMAS, Shaq	f	3-7	0-1	4-5	1	2	3	1	10	2	0	0	0	1	29
10	CAUPAIN, Troy	g	5-14	4-9	0-0	1	5	6	2	14	2	3	0	0	3	31
21	COBB, Farad	g	1-5	1-3	0-0	0	0	0	1	3	1	0	0	0	2	23
00	MOORE, Quadri		0-2	0-0	2-2	1	0	1	0	2	0	0	0	0	7	
01	EVANS, Jacob		1-6	0-2	0-0	1	2	3	0	2	1	1	0	1	12	
03	JENIFER, Justin		0-1	0-0	0-0	0	0	0	1	0	1	0	0	0	9	
22	DeBERRY, Coreontae		2-5	0-0	2-2	1	2	3	3	6	0	1	1	1	14	
25	JOHNSON, Kevin		1-4	0-3	0-0	0	2	2	2	2	2	2	0	0	17	
Team						1	3	4								
Totals			17-55	5-18	15-19	14	21	35	14	54	11	10	3	10		200
FG % 1st Half: 6-25 24.0% 2nd half: 11-30 36.7% Game: 17-55 30.9%																
3FG % 1st Half: 3-9 33.3% 2nd half: 2-9 22.2% Game: 5-18 27.8%																
FT % 1st Half: 11-12 91.7% 2nd half: 4-7 57.1% Game: 15-19 78.9%																
Deadball Rebounds 2																

USF 51 • 3-14 (0-4)

##	Player	Total		3-Ptr		Rebounds			PF	TP	A TO Blk Stl					Min
		FG-FGA	FG-FGA	FT-FTA	Off Def Tot	PF	TP	A TO Blk Stl								
22	NUNEZ, Angel	f	3-4	0-0	0-1	0	4	4	2	6	2	3	0	1	1	30
33	GUERRERO, Ruben	f	1-2	0-0	0-0	0	0	0	0	2	0	0	0	0	6	
15	COUSINS, Jaleel	c	3-5	0-0	1-2	2	7	9	3	7	0	4	2	0	34	
00	MC MURRAY, Jahmal	g	6-9	2-4	2-3	0	5	5	1	16	1	3	0	1	38	
05	MORILLO, Nehemias	g	3-9	0-3	0-0	0	0	0	4	6	3	3	1	2	26	
01	PERRY, Chris		4-11	0-1	0-0	1	4	5	4	8	0	4	0	0	24	
13	BODWAY, Jake		0-1	0-0	0-0	0	0	0	1	0	0	0	0	0	6	
35	ZEIGLER, Bo		3-4	0-1	0-2	1	2	3	2	6	0	1	1	0	30	
42	SANTOS, Luis		0-0	0-0	0-0	0	1	1	1	0	0	0	0	1	6	
Team						0	3	3								
Totals			23-45	2-9	3-8	4	26	30	18	51	6	18	4	5		200
FG % 1st Half: 11-20 55.0% 2nd half: 12-25 48.0% Game: 23-45 51.1%																
3FG % 1st Half: 2-3 66.7% 2nd half: 0-6 0.0% Game: 2-9 22.2%																
FT % 1st Half: 2-3 66.7% 2nd half: 1-5 20.0% Game: 3-8 37.5%																
Deadball Rebounds 2																

Officials: Mike Stuart, Kelly Self, Kipp Kissinger  
Technical fouls: Cincinnati-None. USF-None.  
Attendance: 3062

Score by periods	1st	2nd	Total
Cincinnati	26	28	54
USF	26	25	51

Last FG - CIN 2nd-10:07, USF 2nd-02:18.  
Largest lead - CIN by 15 2nd-10:49, USF by 2 1st-01:17.

Score tied - 4 times.  
Lead changed - 2 times.

GAME 19 • JAN. 16, 2016  
CINCINNATI (65) AT TEMPLE (67) 2 OT  
LIACOURAS CENTER (PHILADELPHIA, PA.)

Cincinnati 65 • 13-6, 3-3

##	Player	Total		3-Ptr		Rebounds			PF	TP	A TO Blk Stl					Min
		FG-FGA	FG-FGA	FT-FTA	Off Def Tot	PF	TP	A TO Blk Stl								
02	ELLIS, Octavius	f	4-7	0-0	6-6	3	6	9	5	14	0	3	3	0	33	
11	CLARK, Gary	f	6-10	0-1	0-1	5	9	14	4	12	1	2	2	0	34	
24	THOMAS, Shaq	f	1-5	0-0	0-2	2	2	4	0	2	0	0	0	1	25	
10	CAUPAIN, Troy	g	5-15	0-3	4-6	1	3	4	3	14	1	3	0	0	31	
21	COBB, Farad	g	3-11	1-6	0-0	0	1	1	0	7	3	1	0	2	38	
00	MOORE, Quadri		0-0	0-0	0-0	0	1	1	1	0	0	0	0	0	5	
01	EVANS, Jacob		4-10	0-3	0-0	1	7	8	2	8	4	2	0	1	38	
03	JENIFER, Justin		0-0	0-0	0-0	0	1	1	0	0	0	2	0	0	2	
22	DeBERRY, Coreontae		2-5	0-0	2-4	1	2	3	1	6	0	0	1	0	20	
25	JOHNSON, Kevin		1-7	0-5	0-0	2	4	6	1	2	4	3	0	0	24	
Team						2	3	5								
Totals			26-70	1-18	12-19	17	39	56	17	65	13	16	6	4		250
FG % 1st Half: 11-28 39.3% 2nd half: 13-30 43.3% OT: 2-12 16.7% Game: 26-70 37.1%																
3FG % 1st Half: 0-7 0.0% 2nd half: 1-5 20.0% OT: 0-6 0.0% Game: 1-18 5.6%																
FT % 1st Half: 2-2 100.0 2nd half: 5-11 45.5% OT: 5-6 83.3% Game: 12-19 63.2%																
Deadball Rebounds 4,1																

Temple 67 • 9-7, 4-2

##	Player	Total		3-Ptr		Rebounds			PF	TP	A TO Blk Stl					Min
		FG-FGA	FG-FGA	FT-FTA	Off Def Tot	PF	TP	A TO Blk Stl								
15	BOND, Jaylen	f	4-17	0-1	1-3	9	3	12	4	9	0	1	0	0	36	
24	AFLAKPUI, Ernest	c	3-4	0-0	0-2	1	2	3	2	6	0	0	0	1	20	
01	BROWN, Josh	g	2-9	0-2	0-2	0	7	7	1	4	5	2	0	1	47	
04	DINGLE, Daniel	f	1-6	0-1	1-1	1	2	3	1	3	2	1	0	0	28	
25	DECOSEY, Quenton	g	9-20	1-5	3-5	1	4	5	3	22	2	1	1	3	46	
00	ENECHIONYA, Obi		1-6	0-3	0-1	0	2	2	4	2	1	0	1	1	20	
03	ALSTON, JR., Levan S		0-2	0-1	0-0	0	1	1	1	0	1	1	0	1	7	
10	WILLIAMS, Mark		1-1	1-1	3-4	1	1	2	1	6	0	0	1	0	11	
11	LOWE, Trey		0-0	0-0	0-0	0	0	0	0	0	0	1	0	0	3	
34	COLEMAN, Devin		5-11	5-10	0-0	1	3	4	0	15	2	2	0	0	32	
Team						3	5	8								
Totals			26-76	7-24	8-18	17	30	47	17	67	13	11	4	7		250
FG % 1st Half: 9-27 33.3% 2nd half: 13-32 40.6% OT: 4-17 23.5% Game: 26-76 34.2%																
3FG % 1st Half: 2-9 22.2% 2nd half: 3-9 33.3% OT: 2-6 33.3% Game: 7-24 29.2%																
FT % 1st Half: 2-6 33.3% 2nd half: 5-6 83.3% OT: 1-6 16.7% Game: 8-18 44.4%																
Deadball Rebounds 3																

Officials: Tom Eades, Raymond Styons, Ron Groover  
Technical fouls: Cincinnati-None. Temple-None.  
Attendance: 7481

Score by periods	1st	2nd	OT	OT2	Total
Cincinnati	24	32	4	5	65
Temple	22	34	4	7	67

Last FG - CIN OT2-04:32, TU OT2-00:16.  
Largest lead - CIN by 3 OT2-01:58, TU by 8 2nd-06:48.

Score tied - 9 times.  
Lead changed - 5 times.

GAME 18 • JAN. 13, 2016  
HOUSTON (59) AT CINCINNATI (70)  
FIFTH THIRD ARENA (CINCINNATI, OHIO)

Houston 59 • 13-3, 3-1

#	Player		Total		3-Ptr		Rebounds		PF	TP	A TO Blk Stl				Min
			FG-FGA	FG-FGA	FT-FTA	Off Def Tot									
24	POLLARD, Devonta	f	2-7	0-0	4-7	3	3	6	0	8	3	3	1	1	32
33	MEYER, Kyle	c	0-0	0-0	0-0	0	1	1	1	0	0	0	0	0	6
02	GRAY, Jr., Rob	g	3-11	0-4	0-0	0	0	0	1	6	1	4	0	0	23
21	DOTSON, Damyeen	g	1-8	1-5	1-2	3	8	11	2	4	1	2	1	1	31
25	ROBINSON, Jr., Galen	g	5-11	2-3	1-1	0	1	1	1	13	4	2	0	0	28
00	KNOWLES, Danrad		0-1	0-0	2-6	5	2	7	3	2	0	0	0	0	24
03	JOHNSON, Ronnie		3-9	2-4	1-2	2	1	3	0	9	0	5	0	0	20
04	BARNES, LeRon		6-8	5-6	0-0	4	3	7	4	17	0	0	0	0	29
12	VANBECK, Wes		0-0	0-0	0-0	0	1	1	0	0	0	1	0	0	1
13	NKALI, Bertrand		0-0	0-0	0-0	0	0	0	2	0	0	0	0	0	6
Team						2	1	3							
Totals				20-55	10-22	9-18	19	21	40	14	59	9	17	2	200
FG % 1st Half: 9-26			34.6%	2nd half: 11-29	37.9%	Game: 20-55		36.4%	Deadball Rebounds 3,1						
3FG % 1st Half: 7-12			58.3%	2nd half: 3-10	30.0%	Game: 10-22		45.5%							
FT % 1st Half: 2-2			100.0	2nd half: 7-16	43.8%	Game: 9-18		50.0%							

2015-16 CINCINNATI BASKETBALL • SEASON RECAP

GAME 21 • JAN. 24, 2016  
TULANE (75) AT CINCINNATI (97)  
FIFTH THIRD ARENA (CINCINNATI, OHIO)

Tulane 75 • 8-13, 1-7

#	Player	Total		3-Ptr	Rebounds			PF	TP	A	TO	Blk	Stl	Min
		FG-FGA	FG-FGA		Off	Def	Tot							
21	Osetkowski, Dylan	f	3-6	0-0	3-5	1	9	10	2	9	4	4	0	31
15	Smith, Ryan	c	0-0	0-0	0-0	0	0	0	1	0	0	0	0	8
00	Dabney, Louis	g	3-8	1-2	2-2	1	4	5	1	9	3	2	0	32
13	Morgan, Malik	g	9-16	5-9	0-0	1	1	2	3	23	2	3	0	31
35	Frazier, Melvin	g	3-6	1-3	1-1	1	1	2	1	8	1	3	0	14
02	Oliver, Taron		3-5	0-1	0-1	1	3	4	2	6	0	1	0	8
04	Conroy, Riley		0-0	0-0	0-0	0	0	0	0	0	0	0	0	2
05	Reynolds, Cameron		1-5	0-3	2-2	0	2	2	3	4	1	3	0	18
10	Julien, Von		4-6	4-4	0-0	0	0	0	2	12	1	1	0	1
11	Harris, Kain		1-4	0-2	2-2	0	0	0	1	4	2	2	0	16
23	Paul, Blake		0-0	0-0	0-0	0	1	1	4	0	0	0	1	13
Team					2	1	3							
Totals			27-56	11-24	10-13	7	22	29	20	75	14	19	1	3

FG % 1st Half: 10-24 41.7% 2nd half: 17-32 53.1% Game: 27-56 48.2% Deadball Rebounds 1,2  
3FG % 1st Half: 4-8 50.0% 2nd half: 7-16 43.8% Game: 11-24 45.8%  
FT % 1st Half: 3-5 60.0% 2nd half: 7-8 87.5% Game: 10-13 76.9%

Cincinnati 97 • 15-6, 5-3

#	Player	Total		3-Ptr	Rebounds			PF	TP	A	TO	Blk	Stl	Min
		FG-FGA	FG-FGA		Off	Def	Tot							
02	ELLIS, Octavius	f	3-5	0-0	2-2	0	3	3	2	8	1	2	0	13
11	CLARK, Gary	f	8-10	1-1	0-2	1	4	5	0	17	0	1	1	23
24	THOMAS, Shaq	f	6-8	2-2	3-4	0	4	4	1	17	2	1	0	19
10	CAUPAIN, Troy	g	3-5	2-3	0-1	0	1	1	8	9	0	0	0	22
21	COBB, Farad	g	6-9	2-5	2-3	1	0	1	2	16	3	0	0	32
00	MOORE, Quadri		1-4	1-2	1-2	1	3	4	3	4	0	1	1	17
01	EVANS, Jacob		2-5	1-3	0-0	3	4	7	2	5	3	0	1	24
03	JENIFER, Justin		2-6	2-4	0-0	1	1	2	0	6	2	1	0	18
22	DeBERRY, Coreontae		3-6	0-0	5-7	1	2	3	3	11	0	2	2	18
25	JOHNSON, Kevin		0-2	0-1	3-4	0	2	2	2	3	1	0	0	1
45	TOBLER, Zack		1-2	0-0	0-0	0	0	0	2	2	0	0	0	6
Team					1	0	1							
Totals			35-62	11-21	16-25	9	24	33	18	97	21	9	5	10

FG % 1st Half: 19-33 57.6% 2nd half: 16-29 55.2% Game: 35-62 56.5% Deadball Rebounds 3  
3FG % 1st Half: 4-9 44.4% 2nd half: 7-12 58.3% Game: 11-21 52.4%  
FT % 1st Half: 7-9 77.8% 2nd half: 9-16 56.3% Game: 16-25 64.0%

Officials: Doug Simmons, James Luckie, Antonio Pettys  
Technical fouls: Tulane-None. Cincinnati-None.  
Attendance: 9224

Score by periods	1st	2nd	Total
Tulane	27	48	75
Cincinnati	49	48	97

Last FG - TUL 2nd-00:35, CIN 2nd-00:45.  
Largest lead - TUL None, CIN by 40 2nd-09:48.

Score tied - 0 times.  
Lead changed - 0 times.

GAME 23 • FEB. 4, 2016  
USF (57) AT CINCINNATI (88)  
FIFTH THIRD ARENA (CINCINNATI, OHIO)

USF 57 • 5-19, 2-9

#	Player	Total		3-Ptr	Rebounds			PF	TP	A	TO	Blk	Stl	Min
		FG-FGA	FG-FGA		Off	Def	Tot							
22	NUNEZ, Angel	f	3-7	1-2	1-2	0	6	6	3	8	0	6	0	26
35	ZEIGLER, Bo	f	5-7	0-1	0-0	1	2	3	4	10	2	2	0	28
15	COUSINS, Jaleel	c	2-8	0-0	6-9	8	2	10	5	10	0	4	0	19
33	GUERRERO, Ruben	c	2-3	0-0	0-0	2	0	2	2	4	1	2	0	37
00	MCMURRAY, Jahmal	g	6-17	1-7	4-4	1	3	4	2	17	2	3	0	38
05	MORILLO, Nehemias		1-5	1-3	2-3	0	3	3	1	5	0	2	0	19
10	BRYANT, Tre'		0-0	0-0	0-0	0	0	0	0	0	0	0	0	0+
13	BODWAY, Jake		1-3	0-2	0-0	0	1	1	1	2	0	0	0	15
42	SANTOS, Luis		0-1	0-0	1-2	0	1	1	1	1	1	1	0	18
Team					1	3	4							
Totals			20-51	3-15	14-20	13	21	34	19	57	6	21	0	1

FG % 1st Half: 10-20 50.0% 2nd half: 10-31 32.3% Game: 20-51 39.2% Deadball Rebounds 3,1  
3FG % 1st Half: 3-5 60.0% 2nd half: 0-10 0.0% Game: 3-15 20.0%  
FT % 1st Half: 6-8 75.0% 2nd half: 8-12 66.7% Game: 14-20 70.0%

Cincinnati 88 • 17-6, 7-3

#	Player	Total		3-Ptr	Rebounds			PF	TP	A	TO	Blk	Stl	Min
		FG-FGA	FG-FGA		Off	Def	Tot							
02	ELLIS, Octavius	f	4-5	0-0	2-2	1	1	2	4	10	2	2	1	23
11	CLARK, Gary	f	5-10	1-2	5-7	9	4	13	2	16	4	0	0	1
24	THOMAS, Shaq	f	0-4	0-1	1-2	2	1	3	2	1	1	0	1	17
10	CAUPAIN, Troy	g	6-11	4-7	2-2	0	4	4	1	18	10	3	2	1
21	COBB, Farad	g	4-14	2-9	0-0	0	1	1	3	10	0	0	0	2
01	EVANS, Jacob		3-8	2-6	3-4	0	2	2	2	11	2	0	1	1
03	JENIFER, Justin		0-2	0-1	2-2	0	1	1	1	2	1	0	0	3
22	DeBERRY, Coreontae		5-6	0-0	1-2	1	3	4	1	11	0	0	1	1
25	JOHNSON, Kevin		2-4	1-3	4-4	0	2	2	1	9	1	2	0	0
45	TOBLER, Zack		0-0	0-0	0-0	0	0	0	0	0	0	0	0	2
Team					2	1	3							
Totals			29-64	10-29	20-25	15	20	35	17	88	21	7	6	11

FG % 1st Half: 13-37 35.1% 2nd half: 16-27 59.3% Game: 29-64 45.3% Deadball Rebounds 3,1  
3FG % 1st Half: 7-19 36.8% 2nd half: 3-10 30.0% Game: 10-29 34.5%  
FT % 1st Half: 3-4 75.0% 2nd half: 17-21 81.0% Game: 20-25 80.0%

Officials: Joe DeRosa, James Breeding, Clarence Armstrong  
Technical fouls: USF-None. Cincinnati-ELLIS, Octavius.  
Attendance: 9116

Score by periods	1st	2nd	Total
USF	29	28	57
Cincinnati	36	52	88

Last FG - USF 2nd-00:07, CIN 2nd-01:31.  
Largest lead - USF by 6 1st-10:52, CIN by 33 2nd-02:02.

Score tied - 4 times.  
Lead changed - 4 times.

GAME 22 • JAN. 28, 2016  
CINCINNATI (58) AT UCONN (57)  
XL CENTER (HARTFORD, CONN.)

Cincinnati 58 • (16-6, 6-3)

#	Player	Total		3-Ptr	Rebounds			PF	TP	A	TO	Blk	Stl	Min
		FG-FGA	FG-FGA		Off	Def	Tot							
02	ELLIS, Octavius	f	4-8	0-0	2-2	1	6	7	2	10	1	2	2	1
11	CLARK, Gary	f	4-7	1-2	4-7	2	4	6	2	13	3	4	4	0
24	THOMAS, Shaq	f	1-3	0-0	0-1	2	1	3	0	2	1	2	0	1
10	CAUPAIN, Troy	g	3-11	2-5	0-0	1	3	4	2	8	0	4	1	2
21	COBB, Farad	g	4-12	3-8	2-2	2	4	6	1	13	1	1	0	1
00	MOORE, Quadri		0-0	0-0	0-0	0	0	0	0	1	0	0	0	0
01	EVANS, Jacob		3-7	1-2	0-0	1	4	5	2	7	2	0	3	1
22	DeBERRY, Coreontae		1-2	0-0	0-0	0	3	3	2	2	0	0	0	0
25	JOHNSON, Kevin		1-5	0-4	0-0	0	0	0	0	3	4	1	0	1
Team					2	0	2							
Totals			21-55	8-21	8-12	11	25	36	12	58	12	14	10	7

FG % 1st Half: 11-29 37.9% 2nd half: 10-26 38.5% Game: 21-55 38.2% Deadball Rebounds 2  
3FG % 1st Half: 4-12 33.3% 2nd half: 4-9 44.4% Game: 8-21 38.1%  
FT % 1st Half: 5-7 71.4% 2nd half: 3-5 60.0% Game: 8-12 66.7%

UCONN 57 • (14-6, 5-3)

#	Player	Total		3-Ptr	Rebounds			PF	TP	A	TO	Blk	Stl	Min
		FG-FGA	FG-FGA		Off	Def	Tot							
32	MILLER, Shonn	f	5-10	0-0	1-2	2	6	8	3	11	0	1	4	3
00	NOLAN, Phillip	c	1-4	0-0	0-0	2	2	4	4	2	0	0	0	0
02	ADAMS, Jalen	g	4-7	1-3	2-2	1	1	2	0	11	2	2	0	1
04	GIBBS, Sterling	g	5-9	3-5	1-1	0	2	2	2	14	4	0	0	0
05	HAMILTON, Daniel	g	2-11	1-4	0-0	1	7	8	2	5	8	4	2	1
12	FACEY, Kentan		1-2	0-0	0-0	1	2	3	3	2	0	1	1	0
13	ENOCH, Steven		0-0	0-0	0-0	0	0	0	1	0	0	1	0	0
21	CALHOUN, Omar		0-0	0-0	0-0	0	0	0	0	0	0	0	0	0
44	PURVIS, Rodney		5-17	1-4	1-3	1	2	3	0	12	3	1	0	2
Team					3	3	6							
Totals			23-60	6-16	5-8	11	25	36	15	57	17	14	7	7

FG % 1st Half: 14-28 50.0% 2nd half: 9-32 28.1% Game: 23-60 38.3% Deadball Rebounds 4  
3FG % 1st Half: 5-8 62.5% 2nd half: 1-8 12.5% Game: 6-16 37.5%  
FT % 1st Half: 3-4 75.0% 2nd half: 2-4 50.0% Game: 5-8 62.5%

Officials: Ray Natili, Roger Ayers, Brian O'Connell  
Technical fouls: Cincinnati-None. UCONN-None.  
Attendance: 13242

Score by periods	1st	2nd	Total
Cincinnati	31	27	58
UCONN	36	21	57

Last FG - CIN 2nd-00:11, UCONN 2nd-01:44.  
Largest lead - CIN by 6 1st-16:40, UCONN by 7 1st-00:28.

Score tied - 6 times.  
Lead changed - 12 times.</



2015-16 CINCINNATI BASKETBALL • SEASON RECAP

GAME 25 • FEB. 9, 2016  
CINCINNATI (69) AT UCF (51)  
CFE ARENA (ORLANDO, FLA.)

Cincinnati 69 • 18-7, 8-4 AAC

##	Player	Total		3-Ptr		Rebounds			PF	TP	A	TO	Blk	Stl	Min
		FG-FGA	FG-FGA	FT-FTA	Off Def Tot										
02	ELLIS, Octavius	f	4-10	0-0	2-2	6	8	14	2	10	1	2	0	2	29
11	CLARK, Gary	f	3-9	1-2	4-4	1	7	8	1	11	5	1	4	1	33
01	EVANS, Jacob	g	2-4	2-2	0-0	1	2	3	3	6	0	1	0	0	13
10	CAUPAIN, Troy	g	1-11	0-3	5-6	0	4	4	3	7	5	3	0	5	37
21	COBB, Farad	g	4-10	3-9	1-2	0	3	3	3	12	1	0	0	1	37
00	MOORE, Quadri	g	1-1	1-1	0-0	0	0	0	1	3	0	0	0	0	1
03	JENIFER, Justin	g	0-2	0-2	0-0	1	0	1	0	0	0	0	0	0	3
22	DeBERRY, Coreontae	g	2-3	0-0	1-2	2	1	3	2	5	0	1	0	0	11
24	THOMAS, Shaq	g	1-2	0-0	0-0	0	0	0	0	2	2	0	0	0	3
25	JOHNSON, Kevin	g	5-11	3-4	0-0	2	1	3	2	13	2	2	0	0	33
Team					3	1	4								
Totals			23-63	10-23	13-16	16	27	43	17	69	14	10	4	12	200
FG % 1st Half: 10-34		29.4%	2nd half: 13-29		44.8%	Game: 23-63		36.5%	Deadball						
3FG % 1st Half: 6-17		35.3%	2nd half: 4-6		66.7%	Game: 10-23		43.5%	Rebounds						
FT % 1st Half: 5-6		83.3%	2nd half: 8-10		80.0%	Game: 13-16		81.3%	1						

UCF 51 • 11-11, 5-6 AAC

##	Player	Total		3-Ptr		Rebounds			PF	TP	A	TO	Blk	Stl	Min
		FG-FGA	FG-FGA	FT-FTA	Off Def Tot										
03	DAVIS, A.J.	f	4-12	3-6	5-8	1	6	7	3	16	3	4	0	0	36
13	EFIANAYI, Tanksley	f	0-4	0-3	1-5	0	2	2	0	1	1	3	0	0	27
34	MCBRIDE, Justin	c	1-2	0-0	0-1	0	2	2	4	2	0	3	1	0	12
04	WALKER, Daiquan	g	2-7	1-3	0-0	1	4	5	2	5	5	3	2	1	37
12	WILLIAMS, Matt	g	8-15	6-12	2-3	0	3	3	1	24	1	0	0	0	36
21	BROWN, Chad	g	0-0	0-0	0-0	0	0	0	0	0	0	0	0	0	2
22	MCSPADEN, Chance	g	0-0	0-0	0-0	0	0	0	0	0	0	1	0	0	10
24	FALL, Tacko	g	1-1	0-0	0-0	2	6	8	2	2	0	0	3	1	20
33	DAVIS, Shaheed	g	0-1	0-1	0-0	0	1	1	1	0	0	3	0	0	12
52	BLAIR, Staphon	g	0-0	0-0	1-2	0	1	1	2	1	0	1	1	1	8
Team					0	1	1								
Totals			16-42	10-25	9-19	4	26	30	15	51	10	18	7	3	200
FG % 1st Half: 8-22		36.4%	2nd half: 8-20		40.0%	Game: 16-42		38.1%	Deadball						
3FG % 1st Half: 5-13		38.5%	2nd half: 5-12		41.7%	Game: 10-25		40.0%	Rebounds						
FT % 1st Half: 9-15		60.0%	2nd half: 0-4		0.0%	Game: 9-19		47.4%	5						

Officials: Tom Eades, Gary Maxwell, Steve Olson  
Technical fouls: Cincinnati-None. UCF-FALL, Tacko.  
Attendance: 4143

Score by periods	1st	2nd	Total
Cincinnati	31	38	69
UCF	30	21	51

Points	In	Off	2nd	Fast	Bench
CIN	24	9	10	3	23
UCF	8	13	4	0	3

Last FG - CIN 2nd-00:55, UCF 2nd-01:22.  
Largest lead - CIN by 22 2nd-03:33, UCF by 3 1st-03:47.  
Score tied - 1 time.  
Lead changed - 6 times.

GAME 27 • FEB. 18, 2016  
CINCINNATI (68) AT TULSA (70) OT  
REYNOLDS CENTER (TULSA, OKLA.)

Cincinnati 68 • 19-8, 9-5

##	Player	Total		3-Ptr		Rebounds			PF	TP	A	TO	Blk	Stl	Min
		FG-FGA	FG-FGA	FT-FTA	Off Def Tot										
02	ELLIS, Octavius	f	4-8	0-0	3-6	4	5	9	4	11	2	4	2	0	33
11	CLARK, Gary	f	7-14	2-4	2-2	2	7	9	0	18	0	1	2	2	39
24	THOMAS, Shaq	f	0-3	0-2	1-2	1	0	1	2	1	2	1	0	0	16
10	CAUPAIN, Troy	g	5-14	2-8	3-5	1	8	9	2	15	4	3	0	1	39
21	COBB, Farad	g	3-6	2-4	0-0	0	0	0	2	8	1	0	0	0	24
01	EVANS, Jacob	g	3-10	2-7	1-2	0	6	6	3	9	4	2	1	1	35
03	JENIFER, Justin	g	0-0	0-0	0-0	0	1	1	0	0	1	0	0	0	6
22	DeBERRY, Coreontae	g	2-2	0-0	0-0	0	2	2	1	4	1	2	0	0	12
25	JOHNSON, Kevin	g	1-7	0-3	0-0	0	1	1	1	2	3	0	0	1	21
Team					2	1	3								
Totals			25-64	8-28	10-17	10	31	41	15	68	18	13	5	5	225
FG % 1st Half: 12-29		41.4%	2nd half: 13-29		44.8%	OT: 0-6		0.0%	Game: 25-64		39.1%	Deadball			
3FG % 1st Half: 4-12		33.3%	2nd half: 4-11		36.4%	OT: 0-5		0.0%	Game: 8-28		28.6%	Rebounds			
FT % 1st Half: 4-5		80.0%	2nd half: 0-4		0.0%	OT: 6-8		75.0%	Game: 10-17		58.8%	3			

Tulsa 70 • 17-9, 9-5

##	Player	Total		3-Ptr		Rebounds			PF	TP	A	TO	Blk	Stl	Min
		FG-FGA	FG-FGA	FT-FTA	Off Def Tot										
01	SMITH, Rashad	f	6-10	0-0	0-2	2	5	7	3	12	0	0	0	2	30
44	SWANNEGAN, Brandon	f	1-4	0-0	1-2	2	3	5	4	3	0	1	1	0	18
03	HARRISON, Shaquille	g	4-13	0-1	3-3	1	7	8	2	11	3	1	0	2	39
10	WOODARD, James	g	8-15	3-7	0-0	0	9	9	0	19	1	2	0	0	40
11	BIRT, Pat	g	3-11	1-3	6-7	0	0	0	2	13	0	1	0	1	37
05	RAY, Rashad	g	0-0	0-0	0-0	0	1	1	0	0	1	3	0	2	13
15	CURTIS, Marquel	g	2-5	1-2	2-2	1	0	1	2	7	2	3	0	0	21
40	WRIGHT, D'Andre	g	1-4	0-0	3-4	1	5	6	3	5	1	0	0	0	27
Team					2	3	5								
Totals			25-62	5-13	15-20	9	33	42	16	70	8	11	1	7	225
FG % 1st Half: 10-31		32.3%	2nd half: 13-26		50.0%	OT: 2-5		40.0%	Game: 25-62		40.3%	Deadball			
3FG % 1st Half: 3-5		60.0%	2nd half: 2-6		33.3%	OT: 0-2		0.0%	Game: 5-13		38.5%	Rebounds			
FT % 1st Half: 4-9		44.4%	2nd half: 7-7		100.0	OT: 4-4		100.0	Game: 15-20		75.0%	2			

Officials: Joe DeRosa, Gerry Pollard, Roger Ayers  
Technical fouls: Cincinnati-None. Tulsa-None.  
Attendance: 4402

Score by periods	1st	2nd	OT	Total
Cincinnati	32	30	6	68
Tulsa	27	35	8	70

Last FG - CIN 2nd-00:01, TLS OT-01:00.  
Largest lead - CIN by 9 1st-06:47, TLS by 3 OT-00:31.  
Score tied - 8 times.  
Lead changed - 13 times.

GAME 26 • FEB. 13, 2016  
EAST CAROLINA (60) AT CINCINNATI (75)  
FIFTH THIRD ARENA (CINCINNATI, OHIO)

East Carolina 60 • 10-15, 2-10

#	Player		Total		3-Ptr		Rebounds			PF	TP	A	TO	Blk	Stl	Min
			FG	FGA	FG	FGA	FT	FTA	Off							
13	NZEGE, Michel	f	0-1	0-0	0-0		1	1	2	0	0	1	1	0	0	15
15	BARKLEY, Kentrell	f	5-12	0-2	1-2		1	4	5	2	11	4	1	0	1	31
44	AJA, Kanu	f	0-0	0-0	0-0		0	0	0	0	0	0	0	0	0	5
04	WILLIAMS, Prince	g	5-11	2-4	3-5		1	4	5	3	15	2	3	0	1	36
21	TYSON, B.J.	g	3-11	3-4	3-4		0	2	2	0	12	3	2	0	3	33
02	WHITE, Caleb		5-11	3-8	0-0		0	1	1	2	13	2	0	0	0	30
03	FOSTER, Charles		0-1	0-1	0-0		0	0	0	0	0	0	1	0	0	4
10	WILLIAMS, Clarence		1-5	0-1	0-0		2	3	5	3	2	0	2	0	1	18
34	ZANGARI, Michael		3-6	1-2	0-0		3	3	6	4	7	0	2	0	0	28
Team							2	2	4							
Totals				22-58	9-22	7-11	10	20	30	14	60	12	12	0	6	200
FG % 1st Half: 9-26			34.6%	2nd half: 13-32			40.6%	Game: 22-58			37.9%	Deadball				
3FG % 1st Half: 5-12			41.7%	2nd half: 4-10			40.0%	Game: 9-22			40.9%	Rebounds				
FT % 1st Half: 3-4			75.0%	2nd half: 4-7			57.1%	Game: 7-11			63.6%	3,1				

2015-16 CINCINNATI BASKETBALL • SEASON RECAP

GAME 29 • FEB. 27, 2016  
CINCINNATI (65) AT EAST CAROLINA (56)  
MINGES COLISEUM (GREENVILLE, N.C.)

Cincinnati 69 • 18-7, 8-4 AAC															
#	Player	Total		3-Ptr	FT-FTA	Rebounds			PF	TP	A	TO	Blk	Stl	Min
		FG-FGA	FG-FGA			Off	Def	Tot							
02	ELLIS, Octavius	f	4-10	0-0	2-2	6	8	14	2	10	1	2	0	2	29
11	CLARK, Gary	f	3-9	1-2	4-4	1	7	8	1	11	5	1	4	1	33
01	EVANS, Jacob	g	2-4	2-2	0-0	1	2	3	3	6	0	1	0	0	13
10	CAUPAIN, Troy	g	1-11	0-3	5-6	0	4	4	3	7	5	3	0	5	37
21	COBB, Farad	g	4-10	3-9	1-2	0	3	3	3	12	1	0	0	1	37
00	MOORE, Quadri	g	1-1	1-1	0-0	0	0	0	1	3	0	0	0	0	1
03	JENIFER, Justin	g	0-2	0-2	0-0	1	0	1	0	0	0	0	0	0	3
22	DeBERRY, Coreontae	g	2-3	0-0	1-2	2	1	3	2	5	0	1	0	0	11
24	THOMAS, Shaq	g	1-2	0-0	0-0	0	0	0	0	2	0	0	0	0	3
25	JOHNSON, Kevin	g	5-11	3-4	0-0	2	1	3	2	13	2	2	0	3	33
Team															
Totals		23-63	10-23	13-16	16	27	43	17	69	14	10	4	12	200	
FG % 1st Half: 10-34 29.4% 2nd half: 13-29 44.8% Game: 23-63 36.5% 3FG % 1st Half: 6-17 35.3% 2nd half: 4-6 66.7% Game: 10-23 43.5% FT % 1st Half: 5-6 83.3% 2nd half: 8-10 80.0% Game: 13-16 81.3%															
Deadball Rebounds 1															

UCF 51 • 11-11, 5-6 AAC															
#	Player	Total		3-Ptr	FT-FTA	Rebounds			PF	TP	A	TO	Blk	Stl	Min
		FG-FGA	FG-FGA			Off	Def	Tot							
03	DAVIS, A.J.	f	4-12	3-6	5-8	1	6	7	3	16	3	4	0	0	36
13	EFIANAYI, Tanksley	f	0-4	0-3	1-5	0	2	2	0	1	1	3	0	0	27
34	MCBRIDE, Justin	c	1-2	0-0	0-1	0	2	2	4	2	0	3	1	0	12
04	WALKER, Daiquan	g	2-7	1-3	0-0	1	4	5	2	5	5	3	2	1	37
12	WILLIAMS, Matt	g	8-15	6-12	2-3	0	3	3	1	24	1	0	0	0	36
21	BROWN, Chad	g	0-0	0-0	0-0	0	0	0	0	0	0	0	0	0	2
22	MCSPADDEN, Chance	g	0-0	0-0	0-0	0	0	0	0	0	0	1	0	0	10
24	FALL, Tacko	g	1-1	0-0	0-0	2	6	8	2	2	0	0	3	1	20
33	DAVIS, Shaheed	g	0-1	0-1	0-0	0	1	1	1	0	0	3	0	0	12
52	BLAIR, Staphon	g	0-0	0-0	1-2	0	1	1	2	1	0	1	1	1	8
Team															
Totals		16-42	10-25	9-19	4	26	30	15	51	10	18	7	3	200	
FG % 1st Half: 8-22 36.4% 2nd half: 8-20 40.0% Game: 16-42 38.1% 3FG % 1st Half: 5-13 38.5% 2nd half: 5-12 41.7% Game: 10-25 40.0% FT % 1st Half: 9-15 60.0% 2nd half: 0-4 0.0% Game: 9-19 47.4%															
Deadball Rebounds 5															

Officials: Tom Eades, Gary Maxwell, Steve Olson  
Technical fouls: Cincinnati-None. UCF-FALL, Tacko.  
Attendance: 4143

Score by periods	1st	2nd	Total					
Cincinnati	31	38	69					
UCF	30	21	51					

Last FG - CIN 2nd-00:55, UCF 2nd-01:22.  
Largest lead - CIN by 22 2nd-03:33, UCF by 3 1st-03:47.

Points	In	Off	2nd	Fast	Bench
CIN	24	T/O	Chance	Break	
UCF	8	9	13	4	0
					23
					3

Score tied - 1 time.  
Lead changed - 6 times.

GAME 31 • MARCH 6, 2016  
NO. 24 SMU (54) AT CINCINNATI (61)  
FIFTH THIRD ARENA (CINCINNATI, OHIO)

SMU 54 • 25-5, 13-5															
#	Player	Total		3-Ptr	FT-FTA	Rebounds			PF	TP	A	TO	Blk	Stl	Min
		FG-FGA	FG-FGA			Off	Def	Tot							
00	MOORE, Ben	f	5-10	0-0	2-3	5	5	10	4	12	0	2	2	0	27
23	TOLBERT, Jordan	f	3-8	0-0	3-5	3	10	13	1	9	0	1	0	1	34
01	MILTON, Shake	g	1-4	0-2	0-0	0	4	4	2	2	1	3	0	0	37
03	BROWN, Sterling	g	4-9	0-2	0-0	3	1	4	5	8	3	3	0	0	33
11	MOORE, Nic	g	6-17	2-8	0-0	0	2	2	0	14	5	5	0	0	40
05	KENNEDY, Markus	g	3-7	0-0	3-4	1	3	4	5	9	1	3	0	0	19
10	FOSTER, Jarrey	g	0-1	0-0	0-0	0	1	1	4	0	0	0	0	0	10
Team															
Totals		22-56	2-12	8-12	14	28	42	21	54	10	17	2	2	200	
FG % 1st Half: 9-25 36.0% 2nd half: 13-31 41.9% Game: 22-56 39.3% 3FG % 1st Half: 2-7 28.6% 2nd half: 0-5 0.0% Game: 2-12 16.7% FT % 1st Half: 7-9 77.8% 2nd half: 1-3 33.3% Game: 8-12 66.7%															
Deadball Rebound 0,3															

Cincinnati 61 • 22-9, 12-6																
##	Player	Total		3-Ptr	Rebounds					PF	TP	A	TO	Blk	Stl	Min
		FG-FGA	FG-FGA		FT-FTA	Off	Def	Tot								
02	ELLIS, Octavius	f	3-6	0-0	2-2	2	9	11	3	8	0	0	3	0	27	
22	DeBERRY, Coreontae	c	3-3	0-0	4-4	2	5	7	4	10	0	0	1	0	17	
01	EVANS, Jacob	g	4-14	0-7	1-4	0	0	0	0	9	0	1	1	2	38	
10	CAUPAIN, Troy	g	4-19	0-6	6-8	1	4	5	1	14	5	3	0	0	36	
21	COBB, Farad	g	2-7	0-3	2-2	0	0	0	1	6	0	0	0	1	23	
11	CLARK, Gary		0-8	0-0	7-8	7	4	11	4	7	3	0	1	3	35	
25	JOHNSON, Kevin		2-4	1-3	2-2	0	0	0	0	7	1	1	1	3	24	
Team						3	2	5				1				
Totals			18-61	1-19	24-30	15	24	39	13	61	9	6	7	9	200	
FG % 1st Half: 10-37		27.0%	2nd half: 8-24	33.3%	Game: 18-61	29.5%										Deadball Rebound 3
3FG % 1st Half: 1-13		7.7%	2nd half: 0-6	0.0%	Game: 1-19	5.3%										
FT % 1st Half: 13-15		86.7%	2nd half: 11-15	73.3%	Game: 24-30	80.0%										
Officials: Mike Stuart, Jeff Clark, Raymond Styons																
Technical fouls: SMU-None. Cincinnati-None.																
Attendance: 13176																

GAME 30 • MARCH 3, 2016  
CINCINNATI (56) AT HOUSTON (69)  
HOFHEINZ PAVILION (HOUSTON, TEXAS)

Cincinnati 56 • 21-9, 11-6																		
##	Player		Total		3-Ptr	Rebounds			PF	TP	A	TO	Blk	Stl	Min			
			FG-FGA	FG-FGA	FT-FTA	Off	Def	Total										
02	ELLIS, Octavius	f	2-3	0-0	7-10	5	4	9	5	11	0	4	1	0	27			
11	CLARK, Gary	f	0-6	0-1	6-8	3	10	13	3	6	1	0	2	1	38			
01	EVANS, Jacob	g	5-16	4-9	0-0	1	1	2	4	14	1	3	1	1	40			
10	CAUPAIN, Troy	g	8-18	3-8	0-0	1	2	3	1	19	5	3	0	0	37			
25	JOHNSON, Kevin	g	1-4	1-3	0-0	1	1	2	3	3	2	1	1	0	31			
00	MOORE, Quadri		0-0	0-0	0-0	0	0	0	1	0	0	0	0	0	2			
03	JENIFER, Justin		0-2	0-1	1-3	0	0	0	1	1	0	0	0	0	13			
22	DeBERRY, Coreontae		1-2	0-0	0-0	2	3	5	3	2	0	0	0	0	12			
Team						0	3	3				1						
Totals						17-51	8-22	14-21	13	24	37	21	56	9	12	5	2	200
FG % 1st Half: 7-25			28.0%	2nd half: 10-26	38.5%	Game: 17-51			33.3%									Deadball Rebounds 2
3FG % 1st Half: 4-9			44.4%	2nd half: 4-13	30.8%	Game: 8-22			36.4%									
FT % 1st Half: 2-6			33.3%	2nd half: 12-15	80.0%	Game: 14-21			66.7%									

GAME 33 • MARCH 18, 2016 • NCAA TOURNAMENT ROUND 1  
CINCINNATI (76) AT SAINT JOSEPH'S (78)  
SPOKANE ARENA (SPOKANE, WASH.)

Cincinnati 76 • 22-11

#	Player		Total	3-Ptr		Rebounds			PF	TP	A	TO	Blk	Stl	Min
			FG-FGA	FG-FGA	FT-FTA	Off	Def	Tot							
01	EVANS, Jacob	f	10-20	5-9	1-2	2	7	9	4	26	1	1	0	0	37
02	ELLIS, Octavius	f	1-2	0-0	2-2	1	2	3	4	4	2	4	2	0	20
11	CLARK, Gary	f	1-3	0-0	0-0	0	2	2	1	2	1	0	0	1	19
10	CAUPAIN, Troy	g	2-6	1-2	1-2	0	6	6	2	6	5	2	0	0	36
21	COBB, Farad	g	4-11	4-10	0-0	1	1	2	0	12	0	0	0	1	34
00	MOORE, Quadri		3-4	0-1	0-0	0	0	0	2	6	0	0	0	0	8
22	DeBERRY, Coreontae		6-6	0-0	6-7	2	0	2	1	18	1	0	4	0	23
25	JOHNSON, Kevin		1-3	0-2	0-0	2	1	3	1	2	3	0	0	1	23
	Team					1	2	3							
	Totals		28-55	10-24	10-13	9	21	30	15	76	13	9	6	3	200

FG % 1st Half: 15-27 55.6% 2nd half: 13-28 46.4% Game: 28-55 50.9% Deadball  
3FG % 1st Half: 5-13 38.5% 2nd half: 5-11 45.5% Game: 10-24 41.7% Rebounds  
FT % 1st Half: 5-6 83.3% 2nd half: 5-7 71.4% Game: 10-13 76.9% 2,1

Saint Joseph's 78 • 28-7

#	Player		Total	3-Ptr		Rebounds			PF	TP	A	TO	Blk	Stl	Min
			FG-FGA	FG-FGA	FT-FTA	Off	Def	Tot							
15	MILES, Isaiah	f	6-11	3-5	4-4	1	6	7	3	19	2	0	2	0	32
24	OLIVA, Pierfrancesco	f	2-2	1-1	0-1	1	4	5	3	5	0	0	0	0	14
43	BEMBRY, DeAndre'	f	8-14	3-5	4-5	2	4	6	2	23	5	2	2	3	40-
01	NEWKIRK, Shavar	g	1-3	0-1	1-2	0	1	1	1	3	0	0	0	1	18
02	BROWN, Aaron	g	6-12	1-3	0-0	0	0	0	3	13	1	0	0	0	30
00	KIMBLE, Lamarr		1-3	1-2	0-0	0	1	1	1	3	4	3	0	0	22
12	NDAO, Papa		0-4	0-4	0-0	0	2	2	1	0	1	0	0	0	18
25	DEMERY, James		3-8	0-3	4-5	3	1	4	3	10	0	1	0	0	23
34	BAUMANN, Javon		1-1	0-0	0-0	1	0	1	1	2	0	0	0	0	3
	Team					2	0	2							
	Totals		28-58	9-24	13-17	10	19	29	18	78	13	6	4	4	200

FG % 1st Half: 14-29 48.3% 2nd half: 14-29 48.3% Game: 28-58 48.3% Deadball  
3FG % 1st Half: 5-15 33.3% 2nd half: 4-9 44.4% Game: 9-24 37.5% Rebounds  
FT % 1st Half: 8-8 100.0 2nd half: 5-9 55.6% Game: 13-17 76.5% 2

Officials: Randy McCall, Mike Stuart, Kelly Self  
Technical fouls: Cincinnati-None. Saint Joseph's-None.  
Attendance: 11274  
NCAA TOURNAMENT SECOND ROUUND - West Region

Score by periods	1st	2nd	Total
Cincinnati	40	36	76
Saint Joseph's	41	37	78

	In	Off	2nd	Fast	
Points	Paint	T/O	Chance	Break	Bench
CIN	22	2	12	2	26
SJU	24	13	18	2	15

Last FG - CIN 2nd-00:16, SJU 2nd-00:09. Score tied - 9 times.  
Largest lead - CIN by 4 1st-17:51, SJU by 12 2nd-11:21. Lead changed - 14 times.



**2015-16 Cincinnati Basketball**  
Cincinnati Combined Team Statistics (as of Mar 19, 2016)  
**All games**



<b>RECORD:</b>	<b>OVERALL</b>	<b>HOME</b>	<b>AWAY</b>	<b>NEUTRAL</b>
ALL GAMES	22-11	14-3	6-6	2-2
CONFERENCE	12-6	8-1	4-5	0-0
NON-CONFERENCE	10-5	6-2	2-1	2-2

#	Player	gp-gs	min	avg	Total		3-Point		F-Throw		Rebounds				pf	dq	a	to	blk	stl	pts	avg
					fg-fga	fg%	3fg-fga	3fg%	ft-fa	ft%	off	def	tot	avg								
10	CAUPAIN, Troy	33-33	1104	33.5	142-379	.375	55-170	.324	89-113	.788	16	108	124	3.8	48	0	160	60	13	37	428	13.0
21	COBB, Farad	31-31	831	26.8	119-295	.403	74-188	.394	21-25	.840	14	42	56	1.8	34	0	48	28	1	42	333	10.7
11	CLARK, Gary	33-32	1002	30.4	126-243	.519	13-25	.520	79-115	.687	113	177	290	8.8	76	0	70	42	49	41	344	10.4
02	ELLIS, Octavius	33-32	835	25.3	117-214	.547	0-0	.000	89-139	.640	94	154	248	7.5	96	3	38	72	50	26	323	9.8
01	EVANS, Jacob	33-8	806	24.4	94-253	.372	45-135	.333	45-56	.804	36	99	135	4.1	61	2	54	25	27	27	278	8.4
22	DeBERRY, Coreontae	33-2	485	14.7	75-133	.564	0-0	.000	56-82	.683	41	81	122	3.7	63	1	7	18	33	12	206	6.2
24	THOMAS, Shaq	28-25	573	20.5	66-150	.440	11-35	.314	29-49	.592	40	65	105	3.8	42	0	39	34	15	20	172	6.1
25	JOHNSON, Kevin	33-2	700	21.2	68-196	.347	40-130	.308	24-32	.750	24	34	58	1.8	51	0	55	38	2	30	200	6.1
03	JENIFER, Justin	27-0	232	8.6	21-58	.362	10-30	.333	14-20	.700	2	16	18	0.7	18	0	34	17	0	14	66	2.4
00	MOORE, Quadri	26-0	190	7.3	21-54	.389	4-12	.333	13-19	.684	13	21	34	1.3	21	0	2	18	2	8	59	2.3
45	TOBLER, Zack	6-0	17	2.8	2-5	.400	0-0	.000	5-8	.625	3	0	3	0.5	3	0	1	1	0	0	9	1.5
Team											45	52	97		2		10					
Total.....		33	6775		851-1980	.430	252-725	.348	464-658	.705	441	849	1290	39.1	515	6	508	363	192	257	2418	73.3
Opponents.....		33	6775		750-1907	.393	240-672	.357	350-515	.680	375	761	1136	34.4	577	-	380	450	109	169	2090	63.3

<b>TEAM STATISTICS</b>	<b>CIN</b>	<b>OPP</b>
SCORING	2418	2090
Points per game	73.3	63.3
Scoring margin	+9.9	-
FIELD GOALS-ATT	851-1980	750-1907
Field goal pct	.430	.393
3 POINT FG-ATT	252-725	240-672
3-point FG pct	.348	.357
3-pt FG made per game	7.6	7.3
FREE THROWS-ATT	464-658	350-515
Free throw pct	.705	.680
F-Throws made per game	14.1	10.6
REBOUNDS	1290	1136
Rebounds per game	39.1	34.4
Rebounding margin	+4.7	-
ASSISTS	508	380
Assists per game	15.4	11.5
TURNOVERS	363	450
Turnovers per game	11.0	13.6
Turnover margin	+2.6	-
Assist/turnover ratio	1.4	0.8
STEALS	257	169
Steals per game	7.8	5.1
BLOCKS	192	109
Blocks per game	5.8	3.3
ATTENDANCE	160055	109977
Home games-Avg/Game	17-9415	12-6908
Neutral site-Avg/Game	-	4-6770

<b>Score by Periods</b>	<b>1st</b>	<b>2nd</b>	<b>OT</b>	<b>OT2</b>	<b>OT3</b>	<b>OT4</b>	<b>Totals</b>
Cincinnati	1138	1230	15	13	13	9	2418
Opponents	970	1059	17	15	13	16	2090

<b>Date</b>	<b>Opponent</b>		<b>Score</b>	<b>Att.</b>
11/13/15	WESTERN CAROLINA	w	97-72	7213
11/15/15	ROBERT MORRIS	w	106-44	6292
11/18/15	at Bowling Green	w	83-50	3411
11/22/15	ARKANSAS-PINE BLUFF	w	99-50	6083
11/24/15	SE LOUISIANA	w	64-49	6824
11/27/15	vs Nebraska	w	65-61	4127
11/28/15	vs George Washington	w	61-56	4203
12/2/15	BUTLER	L	76-78	11125
12/6/15	MORGAN STATE	w	87-66	6126
12/12/15	at Xavier	L	55-65	10617
12/15/15	NORFOLK STATE	w	75-59	6215
12/19/15	at VCU	w	69-63	7637
12/22/15	IOWA STATE	L	79-81	13176
* 12/29/15	TEMPLE	L	70-77	10029
* 1/2/16	TULSA	w	76-57	10102
* 01/07/16	at SMU	L	57-59	6971
* 1/10/16	at USF	w	54-51	3062
* 1/13/16	HOUSTON	w	70-59	9345
* 01/16/16	at Temple	Lo2	65-67	7481
* 01/21/16	MEMPHIS	w	76-72	10320
* 01/24/16	TULANE	w	97-75	9224
* 1/28/16	at UCONN	w	58-57	13242
* 02/04/16	USF	w	88-57	9116
* 2/6/16	at Memphis	L	59-63	12920
* 2/9/16	at UCF	w	69-51	4143
* 2/13/16	EAST CAROLINA	w	75-60	12513
* 02/18/16	at Tulsa	Lo1	68-70	4402
* 2/20/16	UCONN	w	65-60	13176
* 2/27/16	at East Carolina	w	65-56	4841
* 3/3/16	at Houston	L	56-69	4171
* 03/06/16	SMU	w	61-54	13176
3.11.16	vs UCONN	Lo4	97-104	7475
3/18/16	vs Saint Joseph's	L	76-78	11274

\* = Conference game





**2015-16 Cincinnati Basketball**  
Cincinnati Combined Team Statistics (as of Mar 19, 2016)  
**Conference games**



RECORD:	OVERALL	HOME	AWAY	NEUTRAL
ALL GAMES	12-6	8-1	4-5	0-0
CONFERENCE	12-6	8-1	4-5	0-0
NON-CONFERENCE	0-0	0-0	0-0	0-0

#	Player	gp-gs	min	avg	Total		3-Point		F-Throw		Rebounds				pf	dq	a	to	blk	stl	pts	avg
					fg-fga	fg%	3fg-fga	3fg%	ft-fa	ft%	off	def	tot	avg								
10	CAUPAIN, Troy	18-18	620	34.4	84-229	.367	32-97	.330	45-57	.789	11	58	69	3.8	29	0	92	42	8	20	245	13.6
11	CLARK, Gary	18-17	580	32.2	72-153	.471	9-18	.500	47-70	.671	65	105	170	9.4	39	0	42	24	31	25	200	11.1
02	ELLIS, Octavius	18-17	461	25.6	65-124	.524	0-0	.000	46-65	.708	53	81	134	7.4	59	2	16	36	25	14	176	9.8
21	COBB, Farad	16-16	444	27.8	57-147	.388	32-93	.344	7-9	.778	6	19	25	1.6	20	0	27	9	0	25	153	9.6
01	EVANS, Jacob	18-6	472	26.2	52-143	.364	23-77	.299	12-19	.632	17	51	68	3.8	38	1	31	13	13	16	139	7.7
25	JOHNSON, Kevin	18-2	388	21.6	36-108	.333	21-71	.296	13-17	.765	10	24	34	1.9	23	0	29	20	2	18	106	5.9
22	DeBERRY, Coreontae	18-2	246	13.7	37-67	.552	0-0	.000	26-36	.722	20	39	59	3.3	40	0	3	8	11	4	100	5.6
24	THOMAS, Shaq	14-12	264	18.9	27-68	.397	5-17	.294	10-19	.526	13	25	38	2.7	15	0	12	15	6	8	69	4.9
03	JENIFER, Justin	14-0	100	7.1	6-20	.300	3-10	.300	5-7	.714	2	6	8	0.6	6	0	10	5	0	5	20	1.4
00	MOORE, Quadri	15-0	92	6.1	5-20	.250	4-7	.571	5-6	.833	4	11	15	1.0	12	0	0	7	1	2	19	1.3
45	TOBLER, Zack	2-0	8	4.0	1-2	.500	0-0	.000	0-0	.000	0	0	0	0.0	2	0	0	0	0	0	2	1.0
Team											33	24	57					5				
Total.....		18	3675		442-1081	.409	129-390	.331	216-305	.708	234	443	677	37.6	283	3	262	184	97	137	1229	68.3
Opponents.....		18	3675		399-999	.399	126-348	.362	190-292	.651	202	432	634	35.2	285	-	205	251	64	78	1114	61.9

TEAM STATISTICS	CIN	OPP
SCORING	1229	1114
Points per game	68.3	61.9
Scoring margin	+6.4	-
FIELD GOALS-ATT	442-1081	399-999
Field goal pct	.409	.399
3 POINT FG-ATT	129-390	126-348
3-point FG pct	.331	.362
3-pt FG made per game	7.2	7.0
FREE THROWS-ATT	216-305	190-292
Free throw pct	.708	.651
F-Throws made per game	12.0	10.6
REBOUNDS	677	634
Rebounds per game	37.6	35.2
Rebounding margin	+2.4	-
ASSISTS	262	205
Assists per game	14.6	11.4
TURNOVERS	184	251
Turnovers per game	10.2	13.9
Turnover margin	+3.7	-
Assist/turnover ratio	1.4	0.8
STEALS	137	78
Steals per game	7.6	4.3
BLOCKS	97	64
Blocks per game	5.4	3.6
ATTENDANCE	97001	61233
Home games-Avg/Game	9-10778	9-6804
Neutral site-Avg/Game	-	0-0

Date	Opponent		Score	Att.
* 12/29/15	TEMPLE	L	70-77	10029
* 1/2/16	TULSA	W	76-57	10102
* 01/07/16	at SMU	L	57-59	6971
* 1/10/16	at USF	W	54-51	3062
* 1/13/16	HOUSTON	W	70-59	9345
* 01/16/16	at Temple	Lo2	65-67	7481
* 01/21/16	MEMPHIS	W	76-72	10320
* 01/24/16	TULANE	W	97-75	9224
* 1/28/16	at UCONN	W	58-57	13242
* 02/04/16	USF	W	88-57	9116
* 2/6/16	at Memphis	L	59-63	12920
* 2/9/16	at UCF	W	69-51	4143
* 2/13/16	EAST CAROLINA	W	75-60	12513
* 02/18/16	at Tulsa	Lot	68-70	4402
* 2/20/16	UCONN	W	65-60	13176
* 2/27/16	at East Carolina	W	65-56	4841
* 3/3/16	at Houston	L	56-69	4171
* 03/06/16	SMU	W	61-54	13176

\* = Conference game

Score by Periods	1st	2nd	OT	OT2	Totals
Cincinnati	598	616	10	5	1229
Opponents	533	562	12	7	1114



**2015-16 Cincinnati Basketball**  
**Cincinnati Combined Team Statistics (as of Mar 19, 2016)**  
**Postseason**



<b>RECORD:</b>	<b>OVERALL</b>	<b>HOME</b>	<b>AWAY</b>	<b>NEUTRAL</b>
ALL GAMES	0-2	0-0	0-0	0-2
CONFERENCE	0-0	0-0	0-0	0-0
NON-CONFERENCE	0-2	0-0	0-0	0-2

#	Player	gp-gs	min	avg	Total		3-Point		F-Throw		Rebounds						a	to	blk	stl	pts	avg
					fg-fga	fg%	3fg-fga	3fg%	ft-fa	ft%	off	def	tot	avg	pf	dq						
10	CAUPAIN, Troy	2-2	92	46.0	13-36	.361	5-11	.455	12-14	.857	4	12	16	8.0	5	0	10	2	1	3	43	21.5
01	EVANS, Jacob	2-2	71	35.5	11-26	.423	5-11	.455	3-5	.600	3	9	12	6.0	9	1	3	3	2	1	30	15.0
22	DeBERRY, Coreontae	2-0	41	20.5	11-14	.786	0-0	.000	6-7	.857	5	3	8	4.0	3	0	1	0	6	0	28	14.0
21	COBB, Farad	2-2	85	42.5	8-22	.364	8-21	.381	2-2	1.000	2	6	8	4.0	4	0	0	4	0	2	26	13.0
02	ELLIS, Octavius	2-2	65	32.5	6-13	.462	0-0	.000	5-9	.556	6	7	13	6.5	7	0	5	7	5	0	17	8.5
11	CLARK, Gary	2-2	67	33.5	4-12	.333	0-0	.000	6-8	.750	5	9	14	7.0	3	0	2	2	2	2	14	7.0
00	MOORE, Quadri	1-0	8	8.0	3-4	.750	0-1	.000	0-0	.000	0	0	0	0.0	2	0	0	0	0	0	6	6.0
25	JOHNSON, Kevin	2-0	58	29.0	3-9	.333	2-6	.333	1-2	.500	2	1	3	1.5	2	0	4	1	0	1	9	4.5
24	THOMAS, Shaq	1-0	13	13.0	0-1	.000	0-0	.000	0-0	.000	1	0	1	1.0	1	0	1	0	0	1	0	0.0
Team											4	5	9					2				
Total.....		2	500		59-137	.431	20-50	.400	35-47	.745	32	52	84	42.0	36	1	26	21	16	10	173	86.5
Opponents.....		2	500		64-140	.457	19-50	.380	35-41	.854	26	50	76	38.0	42	-	29	17	12	9	182	91.0

<b>TEAM STATISTICS</b>	<b>CIN</b>	<b>OPP</b>
SCORING	173	182
Points per game	86.5	91.0
Scoring margin	-4.5	-
FIELD GOALS-ATT	59-137	64-140
Field goal pct	.431	.457
3 POINT FG-ATT	20-50	19-50
3-point FG pct	.400	.380
3-pt FG made per game	10.0	9.5
FREE THROWS-ATT	35-47	35-41
Free throw pct	.745	.854
F-Throws made per game	17.5	17.5
REBOUNDS	84	76
Rebounds per game	42.0	38.0
Rebounding margin	+4.0	-
ASSISTS	26	29
Assists per game	13.0	14.5
TURNOVERS	21	17
Turnovers per game	10.5	8.5
Turnover margin	-2.0	-
Assist/turnover ratio	1.2	1.7
STEALS	10	9
Steals per game	5.0	4.5
BLOCKS	16	12
Blocks per game	8.0	6.0
ATTENDANCE	0	18749
Home games-Avg/Game	0-0	0-0
Neutral site-Avg/Game	-	2-9374

<b>Date</b>	<b>Opponent</b>		<b>Score</b>	<b>Att.</b>
3.11.16	vs UCONN	Lo4	97-104	7475
3/18/16	vs Saint Joseph's	L	76-78	11274

\* = Conference game

<b>Score by Periods</b>	<b>1st</b>	<b>2nd</b>	<b>OT</b>	<b>OT2</b>	<b>OT3</b>	<b>OT4</b>	<b>Totals</b>
Cincinnati	76	62	5	8	13	9	173
Opponents	68	72	5	8	13	16	182



**2015-16 Cincinnati Basketball**  
**Cincinnati Team Game-by-Game Comparison (as of Mar 19, 2016)**  
**All games**



Opponent	1st	2nd	Score	Mar	Total FG	FG Pct	3-Pointers	3FG Pct	Free Throws	FT Pct	Rebounds	Assist	T/Over	Block	Steal	Fouls
WESTERN CAROLINA	42/22	55/50	97-72	+25	36-59/26-70	.610/.371	6-14/9-32	.429/.281	19-27/11-14	.704/.786	43/27 +16	19/13	17/11	7/4	8/8	15/20
ROBERT MORRIS	51/25	55/19	106-44	+62	38-71/13-47	.535/.277	11-24/5-20	.458/.250	19-26/13-17	.731/.765	44/24 +20	32/8	11/29	8/1	18/7	14/20
Bowling Green	35/31	48/19	83-50	+33	31-66/17-58	.470/.293	13-30/7-25	.433/.280	8-16/9-17	.500/.529	49/38 +11	15/10	10/16	8/2	12/6	18/16
ARKANSAS-PINE BLUFF	39/15	60/35	99-50	+49	25-60/19-61	.417/.311	8-22/5-17	.364/.294	41-59/7-11	.695/.636	45/42 +3	16/12	10/30	6/4	19/4	16/37
SE LOUISIANA	30/22	34/27	64-49	+15	22-54/19-51	.407/.373	8-23/7-18	.348/.389	12-17/4-5	.706/.800	38/28 +10	16/6	11/15	3/4	8/5	14/18
Nebraska	25/25	40/36	65-61	+4	21-54/22-52	.389/.423	7-17/7-16	.412/.438	16-24/10-11	.667/.909	39/29 +10	15/12	11/12	3/4	5/9	13/20
George Washington	27/30	34/26	61-56	+5	22-53/21-56	.415/.375	7-22/11-22	.318/.500	10-12/3-4	.833/.750	38/31 +7	8/12	12/11	5/0	6/5	13/16
BUTLER	33/28	43/50	76-78	(2)	25-50/27-64	.500/.422	8-21/7-19	.381/.368	18-24/17-22	.750/.773	33/30 +3	15/11	14/6	10/3	2/7	18/19
MORGAN STATE	51/27	36/39	87-66	+21	35-73/26-67	.479/.388	6-29/8-17	.207/.471	11-18/6-13	.611/.462	49/37 +12	25/11	10/12	6/2	9/5	14/14
Xavier	26/42	29/23	55-65	(10)	21-52/27-56	.404/.482	7-26/6-15	.269/.400	6-11/5-12	.545/.417	32/32 -	17/14	16/10	5/3	6/8	14/14
NORFOLK STATE	34/26	41/33	75-59	+16	26-57/21-59	.456/.356	10-21/7-24	.476/.292	13-21/10-12	.619/.833	37/35 +2	20/12	13/15	8/3	9/7	13/18
VCU	33/31	36/32	69-63	+6	17-47/20-59	.362/.339	5-15/7-19	.333/.368	30-35/16-25	.857/.640	42/37 +5	7/9	13/8	6/2	4/4	22/24
IOWA STATE	38/45	41/36	79-81	(2)	31-66/29-68	.470/.426	7-21/9-30	.333/.300	10-16/14-19	.625/.737	40/36 +4	15/16	10/7	4/1	4/7	12/14
TEMPLE	37/39	33/38	70-77	(7)	26-61/26-52	.426/.500	7-19/10-22	.368/.455	11-12/15-22	.917/.682	30/30 -	13/12	8/8	2/4	2/5	15/11
TULSA	42/28	34/29	76-57	+19	27-59/18-54	.458/.333	12-23/4-21	.522/.190	10-15/17-25	.667/.680	39/31 +8	20/14	13/14	5/2	11/6	24/15
SMU	32/30	25/29	57-59	(2)	23-61/22-43	.377/.512	8-23/5-15	.348/.333	3-4/10-19	.750/.526	33/32 +1	11/15	11/17	4/11	12/2	20/9
USF	26/26	28/25	54-51	+3	17-55/23-45	.309/.511	5-18/2-9	.278/.222	15-19/3-8	.789/.375	35/30 +5	11/6	10/18	3/4	10/5	14/18
HOUSTON	39/27	31/32	70-59	+11	27-65/20-55	.415/.364	8-23/10-22	.348/.455	8-12/9-18	.667/.500	38/40 (2)	17/9	7/17	4/2	10/2	16/14
Temple	24/22	32/34	65-67	(2)	26-70/26-76	.371/.342	1-18/7-24	.056/.292	12-19/8-18	.632/.444	56/47 +9	13/13	16/11	6/4	4/7	17/17
MEMPHIS	41/38	35/34	76-72	+4	30-60/25-57	.500/.439	4-15/10-22	.267/.455	12-15/12-16	.800/.750	29/35 (6)	12/17	10/15	8/3	10/6	16/18
TULANE	49/27	48/48	97-75	+22	35-62/27-56	.565/.482	11-21/11-24	.524/.458	16-25/10-13	.640/.769	33/29 +4	21/14	9/19	5/1	10/3	18/20
UCONN	31/36	27/21	58-57	+1	21-55/23-60	.382/.383	8-21/6-16	.381/.375	8-12/5-8	.667/.625	36/36 -	12/17	14/14	10/7	7/7	12/15
USF	36/29	52/28	88-57	+31	29-64/20-51	.453/.392	10-29/3-15	.345/.200	20-25/14-20	.800/.700	35/34 +1	21/6	7/21	6/0	11/1	17/19
Memphis	24/39	35/24	59-63	(4)	21-58/20-66	.362/.303	5-22/5-16	.227/.313	12-19/18-24	.632/.750	38/49 (11)	12/8	11/13	7/5	5/6	19/13
UCF	31/30	38/21	69-51	+18	23-63/16-42	.365/.381	10-23/10-25	.435/.400	13-16/9-19	.813/.474	43/30 +13	14/10	10/18	4/7	12/3	17/15
EAST CAROLINA	34/26	41/34	75-60	+15	29-60/22-58	.483/.379	8-27/9-22	.296/.409	9-12/7-11	.750/.636	37/30 +7	21/12	10/12	4/0	8/6	10/14
Tulsa	32/27	30/35	68-70	(2)	25-64/25-62	.391/.403	8-28/5-13	.286/.385	10-17/15-20	.588/.750	41/42 (1)	18/8	13/11	5/1	5/7	15/16
UCONN	29/24	36/36	65-60	+5	23-54/22-59	.426/.373	7-19/9-23	.368/.391	12-21/7-9	.571/.778	40/30 +10	13/10	10/9	7/4	4/4	10/16
East Carolina	37/25	28/31	65-56	+9	25-58/20-53	.431/.377	8-20/13-29	.400/.448	7-11/3-5	.636/.600	38/31 +7	15/15	7/12	5/0	5/1	9/11
Houston	20/33	36/36	56-69	(13)	17-51/22-54	.333/.407	8-22/5-18	.364/.278	14-21/20-25	.667/.800	37/36 +1	9/9	12/5	5/7	2/5	21/23
SMU	34/27	27/27	61-54	+7	18-61/22-56	.295/.393	1-19/2-12	.053/.167	24-30/8-12	.800/.667	39/42 (3)	9/10	6/17	7/2	9/2	13/21
UCONN	36/27	26/35	97-104	(7)	31-82/36-82	.378/.439	10-26/10-26	.385/.385	25-34/22-24	.735/.917	54/47 +7	13/16	12/11	10/8	7/5	21/24
Saint Joseph's	40/41	36/37	76-78	(2)	28-55/28-58	.509/.483	10-24/9-24	.417/.375	10-13/13-17	.769/.765	30/29 +1	13/13	9/6	6/4	3/4	15/18

Note: Game totals are displayed in the format TEAM/OPPONENT for each category



**2015-16 Cincinnati Basketball**  
**Cincinnati Game-by-Game Highs (as of Mar 19, 2016)**  
**All games**



Opponent	Date	Score	Points	Rebounds	Assists	Steals	Blocked shots
WESTERN CAROLINA	11/13/15	97-72	21-CLARK, Gary	10-ELLIS, Octavius	3-JOHNSON, Kevin CAUPAIN, Troy EVANS, Jacob THOMAS, Shaq	4-ELLIS, Octavius	3-CLARK, Gary
ROBERT MORRIS	11/15/15	106-44	15-COBB, Farad	8-DeBERRY, Coreont	9-JENIFER, Justin CAUPAIN, Troy	5-THOMAS, Shaq	3-ELLIS, Octavius
at Bowling Green	11/18/15	83-50	20-COBB, Farad	12-DeBERRY, Coreont	4-CAUPAIN, Troy	3-JENIFER, Justin	2-DeBERRY, Coreont EVANS, Jacob THOMAS, Shaq
ARKANSAS-PINE BLUFF	11/22/15	99-50	20-COBB, Farad	8-MOORE, Quadri	4-CAUPAIN, Troy	4-COBB, Farad	2-ELLIS, Octavius DeBERRY, Coreont
SE LOUISIANA	11/24/15	64-49	15-EVANS, Jacob CAUPAIN, Troy	9-ELLIS, Octavius	4-CAUPAIN, Troy	2-CAUPAIN, Troy COBB, Farad JOHNSON, Kevin	2-CLARK, Gary
vs Nebraska	11/27/15	65-61	17-CAUPAIN, Troy	9-ELLIS, Octavius	4-EVANS, Jacob	1-MOORE, Quadri CLARK, Gary DeBERRY, Coreont JOHNSON, Kevin COBB, Farad	2-ELLIS, Octavius
vs George Washington	11/28/15	61-56	16-CAUPAIN, Troy	11-CLARK, Gary	2-THOMAS, Shaq CAUPAIN, Troy CLARK, Gary	3-CLARK, Gary	2-DeBERRY, Coreont
BUTLER	12/2/15	76-78	16-ELLIS, Octavius EVANS, Jacob	12-ELLIS, Octavius	6-CAUPAIN, Troy	1-CLARK, Gary JENIFER, Justin	4-DeBERRY, Coreont
MORGAN STATE	12/6/15	87-66	15-THOMAS, Shaq	14-CLARK, Gary	5-CAUPAIN, Troy CLARK, Gary	2-COBB, Farad JENIFER, Justin JOHNSON, Kevin	2-THOMAS, Shaq ELLIS, Octavius CLARK, Gary
at Xavier	12/12/15	55-65	13-ELLIS, Octavius	7-CLARK, Gary	6-CAUPAIN, Troy	2-CLARK, Gary	2-ELLIS, Octavius EVANS, Jacob
NORFOLK STATE	12/15/15	75-59	20-COBB, Farad	11-ELLIS, Octavius	6-CAUPAIN, Troy	2-CAUPAIN, Troy COBB, Farad ELLIS, Octavius	3-ELLIS, Octavius
at VCU	12/19/15	69-63	15-COBB, Farad CAUPAIN, Troy	9-CLARK, Gary	4-CAUPAIN, Troy	2-COBB, Farad	3-EVANS, Jacob
IOWA STATE	12/22/15	79-81	18-CAUPAIN, Troy	9-CLARK, Gary	4-CAUPAIN, Troy	2-THOMAS, Shaq	2-EVANS, Jacob
TEMPLE	12/29/15	70-77	19-CAUPAIN, Troy	7-ELLIS, Octavius	7-CAUPAIN, Troy	1-ELLIS, Octavius CAUPAIN, Troy	2-THOMAS, Shaq
TULSA	1/2/16	76-57	21-COBB, Farad	14-CLARK, Gary	7-CAUPAIN, Troy	2-THOMAS, Shaq JOHNSON, Kevin ELLIS, Octavius DeBERRY, Coreont COBB, Farad	1-THOMAS, Shaq EVANS, Jacob CAUPAIN, Troy CLARK, Gary ELLIS, Octavius
at SMU	01/07/16	57-59	18-COBB, Farad	11-CLARK, Gary	4-CAUPAIN, Troy	5-CLARK, Gary	1-ELLIS, Octavius EVANS, Jacob DeBERRY, Coreont CAUPAIN, Troy
at USF	1/10/16	54-51	14-CAUPAIN, Troy	11-CLARK, Gary	2-THOMAS, Shaq JOHNSON, Kevin CAUPAIN, Troy CLARK, Gary	3-CAUPAIN, Troy	1-DeBERRY, Coreont ELLIS, Octavius CLARK, Gary
HOUSTON	1/13/16	70-59	15-JOHNSON, Kevin	13-ELLIS, Octavius	6-CLARK, Gary	3-COBB, Farad	1-CLARK, Gary EVANS, Jacob CAUPAIN, Troy





**2015-16 Cincinnati Basketball**  
**Cincinnati Game-by-Game Highs (as of Mar 19, 2016)**  
**All games**



Opponent	Date	Score	Points	Rebounds	Assists	Steals	Blocked shots
at Temple	01/16/16	65-67	14-CAUPAIN, Troy ELLIS, Octavius	14-CLARK, Gary	4-EVANS, Jacob JOHNSON, Kevin	2-COBB, Farad	ELLIS, Octavius 3-ELLIS, Octavius
MEMPHIS	01/21/16	76-72	25-CAUPAIN, Troy	6-THOMAS, Shaq	4-CAUPAIN, Troy COBB, Farad	3-JOHNSON, Kevin	4-CLARK, Gary
TULANE	01/24/16	97-75	17-CLARK, Gary THOMAS, Shaq	7-EVANS, Jacob	9-CAUPAIN, Troy	3-COBB, Farad	2-DeBERRY, Coreont
at UCONN	1/28/16	58-57	13-COBB, Farad CLARK, Gary	7-ELLIS, Octavius	4-JOHNSON, Kevin	2-CAUPAIN, Troy	4-CLARK, Gary
USF	02/04/16	88-57	18-CAUPAIN, Troy	13-CLARK, Gary	10-CAUPAIN, Troy	3-JENIFER, Justin	2-CAUPAIN, Troy
at Memphis	2/6/16	59-63	17-CAUPAIN, Troy	14-CLARK, Gary	6-CAUPAIN, Troy	2-COBB, Farad	4-CLARK, Gary
at UCF	2/9/16	69-51	13-JOHNSON, Kevin	14-ELLIS, Octavius	5-CAUPAIN, Troy CLARK, Gary	5-CAUPAIN, Troy	4-CLARK, Gary
EAST CAROLINA	2/13/16	75-60	16-ELLIS, Octavius	12-CLARK, Gary	6-CAUPAIN, Troy	2-CAUPAIN, Troy ELLIS, Octavius EVANS, Jacob	2-ELLIS, Octavius
at Tulsa	02/18/16	68-70	18-CLARK, Gary	9-CLARK, Gary CAUPAIN, Troy ELLIS, Octavius	4-CAUPAIN, Troy EVANS, Jacob	2-CLARK, Gary	2-ELLIS, Octavius CLARK, Gary
UCONN	2/20/16	65-60	13-EVANS, Jacob CLARK, Gary	11-CLARK, Gary	8-CAUPAIN, Troy	1-CLARK, Gary EVANS, Jacob COBB, Farad JOHNSON, Kevin	2-CLARK, Gary DeBERRY, Coreont
at East Carolina	2/27/16	65-56	27-CAUPAIN, Troy	14-ELLIS, Octavius	4-CAUPAIN, Troy	3-CLARK, Gary	3-ELLIS, Octavius
at Houston	3/3/16	56-69	19-CAUPAIN, Troy	13-CLARK, Gary	5-CAUPAIN, Troy	1-EVANS, Jacob CLARK, Gary	2-CLARK, Gary
SMU	03/06/16	61-54	14-CAUPAIN, Troy	11-ELLIS, Octavius CLARK, Gary	5-CAUPAIN, Troy	3-CLARK, Gary JOHNSON, Kevin	3-ELLIS, Octavius
vs UCONN	3.11.16	97-104	37-CAUPAIN, Troy	12-CLARK, Gary	5-CAUPAIN, Troy	3-CAUPAIN, Troy	3-ELLIS, Octavius
vs Saint Joseph's	3/18/16	76-78	26-EVANS, Jacob	9-EVANS, Jacob	5-CAUPAIN, Troy	1-CLARK, Gary JOHNSON, Kevin COBB, Farad	4-DeBERRY, Coreont



**2015-16 Cincinnati Basketball**  
**Cincinnati Points-Rebounds-Assists (as of Mar 19, 2016)**  
**All games**



Opponent	Date	Score		00	01	02	03	10	11	21
				MOORE,QUAD	EVANS,JACO	ELLIS,OCTA	JENIFER,JU	CAUPAIN,TR	CLARK,GARY	COBB,FARAD
WESTERN CAROLINA	11/13/15	97-72	w	0-1-1	7-5-3	17-10-1	7-3-0	6-3-3	21-8-2	11-1-2
ROBERT MORRIS	11/15/15	106-44	w	10-4-0	10-7-2	10-3-0	11-2-9	6-2-9	4-7-3	15-1-2
at Bowling Green	11/18/15	83-50	w	3-1-0	10-3-1	4-9-0	7-1-2	7-4-4	7-10-2	20-2-1
ARKANSAS-PINE BLUFF	11/22/15	99-50	w	10-8-0	6-4-0	12-5-1	8-1-2	7-1-4	10-6-3	20-2-3
SE LOUISIANA	11/24/15	64-49	w	0-0-0	15-6-1	6-9-2	3-0-1	15-2-4	12-8-0	2-2-3
vs Nebraska	11/27/15	65-61	w	2-0-0	4-7-4	12-9-2	0-0-2	17-3-1	6-4-2	2-2-1
vs George Washington	11/28/15	61-56	w	2-0-0	3-2-1	9-7-0	0-2-1	16-2-2	6-11-2	11-1-0
BUTLER	12/2/15	76-78	L	DNP	16-4-4	16-12-2	1-0-1	12-3-6	9-6-1	6-0-0
MORGAN STATE	12/6/15	87-66	w	2-4-1	0-0-0	13-5-1	6-0-3	6-5-5	13-14-5	11-1-3
at Xavier	12/12/15	55-65	L	DNP	4-2-1	13-6-2	0-0-1	10-3-6	0-7-2	11-4-1
NORFOLK STATE	12/15/15	75-59	w	3-0-0	11-2-1	5-11-5	3-1-0	5-4-6	19-7-2	20-3-2
at VCU	12/19/15	69-63	w	2-1-0	9-8-0	4-7-1	0-0-1	15-2-4	13-9-0	15-3-0
IOWA STATE	12/22/15	79-81	L	DNP	14-5-2	9-8-0	0-0-1	18-5-4	10-9-2	10-1-3
TEMPLE	12/29/15	70-77	L	0-0-0	7-5-2	12-7-0	2-0-0	19-3-7	7-4-2	10-2-1
TULSA	1/2/16	76-57	w	8-1-0	2-3-2	6-3-0	7-0-2	8-3-7	7-14-4	21-4-2
at SMU	01/07/16	57-59	L	0-4-0	4-5-3	2-1-0	DNP	9-1-4	13-11-1	18-0-2
at USF	1/10/16	54-51	w	2-1-0	2-3-1	10-2-0	0-0-1	14-6-2	5-11-2	3-0-1
HOUSTON	1/13/16	70-59	w	0-1-0	5-0-2	13-13-2	2-1-0	1-4-5	14-7-6	14-2-1
at Temple	01/16/16	65-67	L	0-1-0	8-8-4	14-9-0	0-1-0	14-4-1	12-14-1	7-1-3
MEMPHIS	01/21/16	76-72	w	0-0-0	2-2-1	10-3-0	DNP	25-3-4	7-4-1	3-2-4
TULANE	01/24/16	97-75	w	4-4-0	5-7-3	8-3-1	6-2-2	8-1-9	17-5-0	16-1-3
at UCONN	1/28/16	58-57	w	0-0-0	7-5-2	10-7-1	DNP	8-4-0	13-6-3	13-6-1
USF	02/04/16	88-57	w	DNP	11-2-2	10-2-2	2-1-1	18-4-10	16-13-4	10-1-0
at Memphis	2/6/16	59-63	L	0-0-0	7-3-1	8-6-0	0-0-0	17-5-6	15-14-3	5-3-2
at UCF	2/9/16	69-51	w	3-0-0	6-3-0	10-14-1	0-1-0	7-4-5	11-8-5	12-3-1
EAST CAROLINA	2/13/16	75-60	w	0-0-0	10-3-1	16-11-4	0-0-0	12-5-6	15-12-4	3-0-2
at Tulsa	02/18/16	68-70	L	DNP	9-6-4	11-9-2	0-1-1	15-9-4	18-9-0	8-0-1
UCONN	2/20/16	65-60	w	0-0-0	13-4-0	7-10-1	0-1-0	10-2-8	13-11-1	4-0-3
at East Carolina	2/27/16	65-56	w	2-3-0	18-7-2	10-14-2	0-0-3	27-3-4	4-3-1	DNP
at Houston	3/3/16	56-69	L	0-0-0	14-2-1	11-9-0	1-0-0	19-3-5	6-13-1	DNP
SMU	03/06/16	61-54	w	DNP	9-0-0	8-11-0	DNP	14-5-5	7-11-3	6-0-0
vs UCONN	3.11.16	97-104	L	DNP	4-3-2	13-10-3	DNP	37-10-5	12-12-1	14-6-0
vs Saint Joseph's	3/18/16	76-78	L	6-0-0	26-9-1	4-3-2	DNP	6-6-5	2-2-1	12-2-0

Opponent	Date	Score		22	24	25	45
				DEBERRY,CO	THOMAS,SHA	JOHNSON,KE	TOBLER,ZAC
WESTERN CAROLINA	11/13/15	97-72	w	12-4-1	8-5-3	6-1-3	2-0-0
ROBERT MORRIS	11/15/15	106-44	w	12-8-1	14-3-2	14-4-3	0-1-1
at Bowling Green	11/18/15	83-50	w	7-12-0	10-3-3	8-1-2	DNP
ARKANSAS-PINE BLUFF	11/22/15	99-50	w	11-5-0	5-7-1	5-0-2	5-2-0
SE LOUISIANA	11/24/15	64-49	w	6-2-0	2-6-2	3-1-3	DNP
vs Nebraska	11/27/15	65-61	w	4-2-0	14-4-0	4-5-3	DNP
vs George Washington	11/28/15	61-56	w	1-4-0	2-3-2	11-2-0	DNP
BUTLER	12/2/15	76-78	L	2-3-0	5-2-0	9-1-1	DNP
MORGAN STATE	12/6/15	87-66	w	11-7-0	15-9-4	10-3-3	DNP
at Xavier	12/12/15	55-65	L	3-2-0	11-5-3	3-0-1	0-0-0
NORFOLK STATE	12/15/15	75-59	w	0-1-0	9-6-3	0-1-1	DNP
at VCU	12/19/15	69-63	w	3-1-0	4-7-1	4-1-0	DNP
IOWA STATE	12/22/15	79-81	L	6-4-1	4-6-2	8-1-0	DNP
TEMPLE	12/29/15	70-77	L	2-2-1	8-2-0	3-0-0	DNP
TULSA	1/2/16	76-57	w	6-4-0	4-5-2	7-1-1	DNP
at SMU	01/07/16	57-59	L	4-3-0	2-2-1	5-0-0	DNP
at USF	1/10/16	54-51	w	6-3-0	10-3-2	2-2-2	DNP
HOUSTON	1/13/16	70-59	w	6-2-0	0-1-0	15-3-1	DNP
at Temple	01/16/16	65-67	L	6-3-0	2-4-0	2-6-4	DNP
MEMPHIS	01/21/16	76-72	w	2-2-0	18-6-1	9-4-1	DNP
TULANE	01/24/16	97-75	w	11-3-0	17-4-2	3-2-1	2-0-0
at UCONN	1/28/16	58-57	w	2-3-0	2-3-1	3-0-4	DNP
USF	02/04/16	88-57	w	11-4-0	1-3-1	9-2-1	0-0-0
at Memphis	2/6/16	59-63	L	7-5-0	0-1-0	0-0-0	DNP
at UCF	2/9/16	69-51	w	5-3-0	2-0-0	13-3-2	DNP
EAST CAROLINA	2/13/16	75-60	w	6-3-1	DNP	13-2-3	DNP
at Tulsa	02/18/16	68-70	L	4-2-1	1-1-2	2-1-3	DNP
UCONN	2/20/16	65-60	w	8-4-0	2-3-0	8-2-0	DNP
at East Carolina	2/27/16	65-56	w	2-1-0	DNP	2-4-3	DNP
at Houston	3/3/16	56-69	L	2-5-0	DNP	3-2-2	DNP
SMU	03/06/16	61-54	w	10-7-0	DNP	7-0-1	DNP
vs UCONN	3.11.16	97-104	L	10-6-0	0-1-1	7-0-1	DNP
vs Saint Joseph's	3/18/16	76-78	L	18-2-1	DNP	2-3-3	DNP



**2015-16 Cincinnati Basketball**  
**Cincinnati Season/Career Statistics (as of Mar 19, 2016)**  
**All games**



**SEASON STATISTICS**

**CAREER STATISTICS**

SUMMARY	gp-gs	min/g	fg%	3fg%	ft%	r/g	a/g	stl	blk	pts/g	gp-gs	min/g	fg%	3fg%	ft%	r/g	a/g	stl	blk	pts/g
CAUPAIN, Troy	33-33	33.5	.375	.324	.788	3.8	4.8	37	13	13.0	101-66	27.9	.398	.345	.787	3.2	3.5	109	21	9.3
COBB, Farad	31-31	26.8	.403	.394	.840	1.8	1.5	42	1	10.7	65-40	25.4	.394	.366	.808	2.2	1.5	75	5	9.6
CLARK, Gary	33-32	30.4	.519	.520	.687	8.8	2.1	41	49	10.4	67-66	29.1	.521	.433	.663	8.0	1.9	76	94	9.1
ELLIS, Octavius	33-32	25.3	.547	.000	.640	7.5	1.2	26	50	9.8	70-66	26.2	.550	.000	.665	7.1	1.2	56	119	9.5
EVANS, Jacob	33-8	24.4	.372	.333	.804	4.1	1.6	27	27	8.4	33-8	24.4	.372	.333	.804	4.1	1.6	27	27	8.4
DeBERRY, Coreontae	33-2	14.7	.564	.000	.683	3.7	0.2	12	33	6.2	67-2	12.6	.556	.000	.655	2.9	0.1	14	66	5.2
THOMAS, Shaq	28-25	20.5	.440	.314	.592	3.8	1.4	20	15	6.1	129-81	19.2	.446	.313	.600	2.9	0.8	86	50	5.6
JOHNSON, Kevin	33-2	21.2	.347	.308	.750	1.8	1.7	30	2	6.1	100-26	17.8	.370	.326	.745	1.4	1.2	71	9	5.4
JENIFER, Justin	27-0	8.6	.362	.333	.700	0.7	1.3	14	0	2.4	27-0	8.6	.362	.333	.700	0.7	1.3	14	0	2.4
MOORE, Quadri	26-0	7.3	.389	.333	.684	1.3	0.1	8	2	2.3	52-0	7.8	.382	.308	.706	1.2	0.2	15	6	2.2
TOBLER, Zack	6-0	2.8	.400	.000	.625	0.5	0.2	0	0	1.5	22-0	1.9	.214	.000	.462	0.3	0.0	0	0	0.5
SCORING	fg-fga	fg%	3fg-fga	3fg%	ft-fta	ft%	pts	pts/g	fg-fga	fg%	3fg-fga	3fg%	ft-fta	ft%	pts	pts/g				
CAUPAIN, Troy	142-379	.375	55-170	.324	89-113	.788	428	13.0	303-762	.398	105-304	.345	229-291	.787	940	9.3				
COBB, Farad	119-295	.403	74-188	.394	21-25	.840	333	10.7	218-554	.394	127-347	.366	59-73	.808	622	9.6				
CLARK, Gary	126-243	.519	13-25	.520	79-115	.687	344	10.4	236-453	.521	13-30	.433	124-187	.663	609	9.1				
ELLIS, Octavius	117-214	.547	0-0	.000	89-139	.640	323	9.8	241-438	.550	0-1	.000	185-278	.665	667	9.5				
EVANS, Jacob	94-253	.372	45-135	.333	45-56	.804	278	8.4	94-253	.372	45-135	.333	45-56	.804	278	8.4				
DeBERRY, Coreontae	75-133	.564	0-0	.000	56-82	.683	206	6.2	129-232	.556	0-0	.000	91-139	.655	349	5.2				
THOMAS, Shaq	66-150	.440	11-35	.314	29-49	.592	172	6.1	283-635	.446	25-80	.313	132-220	.600	723	5.6				
JOHNSON, Kevin	68-196	.347	40-130	.308	24-32	.750	200	6.1	183-494	.370	98-301	.326	79-106	.745	543	5.4				
JENIFER, Justin	21-58	.362	10-30	.333	14-20	.700	66	2.4	21-58	.362	10-30	.333	14-20	.700	66	2.4				
MOORE, Quadri	21-54	.389	4-12	.333	13-19	.684	59	2.3	42-110	.382	8-26	.308	24-34	.706	116	2.2				
TOBLER, Zack	2-5	.400	0-0	.000	5-8	.625	9	1.5	3-14	.214	0-4	.000	6-13	.462	12	0.5				
TOTALS	o-reb	d-reb	t-reb	pf	fo	ast	to	a/to	o-reb	d-reb	t-reb	pf	fo	ast	to	a/to				
CAUPAIN, Troy	16	108	124	48	0	160	60	2.7	46	279	325	147	1	357	174	2.1				
COBB, Farad	14	42	56	34	0	48	28	1.7	32	109	141	70	0	97	65	1.5				
CLARK, Gary	113	177	290	76	0	70	42	1.7	207	329	536	130	0	127	80	1.6				
ELLIS, Octavius	94	154	248	96	3	38	72	0.5	188	310	498	187	6	83	151	0.5				
EVANS, Jacob	36	99	135	61	2	54	25	2.2	36	99	135	61	2	54	25	2.2				
DeBERRY, Coreontae	41	81	122	63	1	7	18	0.4	66	128	194	115	1	10	42	0.2				
THOMAS, Shaq	40	65	105	42	0	39	34	1.1	146	229	375	172	1	106	138	0.8				
JOHNSON, Kevin	24	34	58	51	0	55	38	1.4	44	93	137	161	0	121	109	1.1				
JENIFER, Justin	2	16	18	18	0	34	17	2.0	2	16	18	18	0	34	17	2.0				
MOORE, Quadri	13	21	34	21	0	2	18	0.1	19	43	62	47	1	8	37	0.2				
TOBLER, Zack	3	0	3	3	0	1	1	1.0	4	2	6	6	0	1	2	0.5				



**2015-16 Cincinnati Basketball**  
**Cincinnati Team High/Low Analysis (as of Mar 19, 2016)**  
**All games**



**Cincinnati - TEAM GAME HIGHS**

POINTS	106	ROBERT MORRIS (11/15/15)
	99	ARKANSAS-PINE BLUFF (11/22/15)
	97	vs UCONN (3.11.16)
	97	TULANE (01/24/16)
	97	WESTERN CAROLINA (11/13/15)
FIELD GOALS MADE	38	ROBERT MORRIS (11/15/15)
	36	WESTERN CAROLINA (11/13/15)
FIELD GOAL ATTEMPTS	82	vs UCONN (3.11.16)
	73	MORGAN STATE (12/6/15)
FIELD GOAL PERCENTAGE	.610 (36-59)	WESTERN CAROLINA (11/13/15)
	.565 (35-62)	TULANE (01/24/16)
3 PT FIELD GOALS MADE	13	at Bowling Green (11/18/15)
	12	TULSA (1/2/16)
3 PT FG ATTEMPTS	30	at Bowling Green (11/18/15)
	29	USF (02/04/16)
	29	MORGAN STATE (12/6/15)
3 PT FG PERCENTAGE	.524 (11-21)	TULANE (01/24/16)
	.522 (12-23)	TULSA (1/2/16)
FREE THROWS MADE	41	ARKANSAS-PINE BLUFF (11/22/15)
	30	at VCU (12/19/15)
FREE THROW ATTEMPTS	59	ARKANSAS-PINE BLUFF (11/22/15)
	35	at VCU (12/19/15)
FREE THROW PERCENTAGE	.917 (11-12)	TEMPLE (12/29/15)
	.857 (30-35)	at VCU (12/19/15)
REBOUNDS	56	at Temple (01/16/16)
	54	vs UCONN (3.11.16)
ASSISTS	32	ROBERT MORRIS (11/15/15)
	25	MORGAN STATE (12/6/15)
STEALS	19	ARKANSAS-PINE BLUFF (11/22/15)
	18	ROBERT MORRIS (11/15/15)
BLOCKED SHOTS	10	vs UCONN (3.11.16)
	10	at UCONN (1/28/16)
	10	BUTLER (12/2/15)
TURNOVERS	17	WESTERN CAROLINA (11/13/15)
	16	at Temple (01/16/16)
	16	at Xavier (12/12/15)
FOULS	24	TULSA (1/2/16)
	22	at VCU (12/19/15)





**2015-16 Cincinnati Basketball**  
**Cincinnati High/Low Analysis (as of Mar 19, 2016)**  
**All games**



**Opponent - GAME HIGHS**

POINTS	104	vs UCONN (3.11.16)
	81	IOWA STATE (12/22/15)
	78	vs Saint Joseph's (3/18/16)
	78	BUTLER (12/2/15)
	77	TEMPLE (12/29/15)
FIELD GOALS MADE	36	vs UCONN (3.11.16)
	29	IOWA STATE (12/22/15)
FIELD GOAL ATTEMPTS	82	vs UCONN (3.11.16)
	76	at Temple (01/16/16)
FIELD GOAL PERCENTAGE	.512 (22-43)	at SMU (01/07/16)
	.511 (23-45)	at USF (1/10/16)
3 PT FIELD GOALS MADE	13	at East Carolina (2/27/16)
	11	TULANE (01/24/16)
	11	vs George Washington (11/28/15)
3 PT FG ATTEMPTS	32	WESTERN CAROLINA (11/13/15)
	30	IOWA STATE (12/22/15)
3 PT FG PERCENTAGE	.500 (11-22)	vs George Washington (11/28/15)
	.471 (8-17)	MORGAN STATE (12/6/15)
FREE THROWS MADE	22	vs UCONN (3.11.16)
	20	at Houston (3/3/16)
FREE THROW ATTEMPTS	25	at Houston (3/3/16)
	25	TULSA (1/2/16)
	25	at VCU (12/19/15)
FREE THROW PERCENTAGE	.917 (22-24)	vs UCONN (3.11.16)
	.909 (10-11)	vs Nebraska (11/27/15)
REBOUNDS	49	at Memphis (2/6/16)
	47	vs UCONN (3.11.16)
	47	at Temple (01/16/16)
ASSISTS	17	at UCONN (1/28/16)
	17	MEMPHIS (01/21/16)
STEALS	9	vs Nebraska (11/27/15)
	8	at Xavier (12/12/15)
	8	WESTERN CAROLINA (11/13/15)
BLOCKED SHOTS	11	at SMU (01/07/16)
	8	vs UCONN (3.11.16)
TURNOVERS	30	ARKANSAS-PINE BLUFF (11/22/15)
	29	ROBERT MORRIS (11/15/15)
FOULS	37	ARKANSAS-PINE BLUFF (11/22/15)
	24	vs UCONN (3.11.16)
	24	at VCU (12/19/15)



**2015-16 Cincinnati Basketball**  
**Cincinnati High/Low Analysis (as of Mar 19, 2016)**  
**All games**



**Cincinnati - GAME LOWS**

POINTS	54	at USF (1/10/16)
	55	at Xavier (12/12/15)
	56	at Houston (3/3/16)
	57	at SMU (01/07/16)
	58	at UCONN (1/28/16)
FIELD GOALS MADE	17	at VCU (12/19/15)
	17	at USF (1/10/16)
	17	at Houston (3/3/16)
FIELD GOAL ATTEMPTS	47	at VCU (12/19/15)
	50	BUTLER (12/2/15)
FIELD GOAL PERCENTAGE	.295 (18-61)	SMU (03/06/16)
	.309 (17-55)	at USF (1/10/16)
3 PT FIELD GOALS MADE	1	at Temple (01/16/16)
	1	SMU (03/06/16)
3 PT FG ATTEMPTS	14	WESTERN CAROLINA (11/13/15)
	15	at VCU (12/19/15)
	15	MEMPHIS (01/21/16)
3 PT FG PERCENTAGE	.053 (1-19)	SMU (03/06/16)
	.056 (1-18)	at Temple (01/16/16)
FREE THROWS MADE	3	at SMU (01/07/16)
	6	at Xavier (12/12/15)
FREE THROW ATTEMPTS	4	at SMU (01/07/16)
	11	at Xavier (12/12/15)
	11	at East Carolina (2/27/16)
FREE THROW PERCENTAGE	.500 (8-16)	at Bowling Green (11/18/15)
	.545 (6-11)	at Xavier (12/12/15)
REBOUNDS	29	MEMPHIS (01/21/16)
	30	TEMPLE (12/29/15)
	30	vs Saint Joseph's (3/18/16)
ASSISTS	7	at VCU (12/19/15)
	8	vs George Washington (11/28/15)
STEALS	2	BUTLER (12/2/15)
	2	TEMPLE (12/29/15)
	2	at Houston (3/3/16)
BLOCKED SHOTS	2	TEMPLE (12/29/15)
	3	SE LOUISIANA (11/24/15)
	3	vs Nebraska (11/27/15)
	3	at USF (1/10/16)
TURNOVERS	6	SMU (03/06/16)
	7	HOUSTON (1/13/16)
	7	USF (02/04/16)
	7	at East Carolina (2/27/16)
FOULS	9	at East Carolina (2/27/16)
	10	EAST CAROLINA (2/13/16)
	10	UCONN (2/20/16)



**2015-16 Cincinnati Basketball**  
**Cincinnati High/Low Analysis (as of Mar 19, 2016)**  
**All games**



**Opponent - GAME LOWS**

POINTS	44	ROBERT MORRIS (11/15/15)
	49	SE LOUISIANA (11/24/15)
	50	at Bowling Green (11/18/15)
	50	ARKANSAS-PINE BLUFF (11/22/15)
	51	at USF (1/10/16)
	51	at UCF (2/9/16)
FIELD GOALS MADE	13	ROBERT MORRIS (11/15/15)
	16	at UCF (2/9/16)
FIELD GOAL ATTEMPTS	42	at UCF (2/9/16)
	43	at SMU (01/07/16)
FIELD GOAL PERCENTAGE	.277 (13-47)	ROBERT MORRIS (11/15/15)
	.293 (17-58)	at Bowling Green (11/18/15)
3 PT FIELD GOALS MADE	2	at USF (1/10/16)
	2	SMU (03/06/16)
3 PT FG ATTEMPTS	9	at USF (1/10/16)
	12	SMU (03/06/16)
3 PT FG PERCENTAGE	.167 (2-12)	SMU (03/06/16)
	.190 (4-21)	TULSA (1/2/16)
FREE THROWS MADE	3	vs George Washington (11/28/15)
	3	at USF (1/10/16)
	3	at East Carolina (2/27/16)
FREE THROW ATTEMPTS	4	vs George Washington (11/28/15)
	5	SE LOUISIANA (11/24/15)
	5	at East Carolina (2/27/16)
FREE THROW PERCENTAGE	.375 (3-8)	at USF (1/10/16)
	.417 (5-12)	at Xavier (12/12/15)
REBOUNDS	24	ROBERT MORRIS (11/15/15)
	27	WESTERN CAROLINA (11/13/15)
ASSISTS	6	SE LOUISIANA (11/24/15)
	6	at USF (1/10/16)
	6	USF (02/04/16)
STEALS	1	USF (02/04/16)
	1	at East Carolina (2/27/16)
BLOCKED SHOTS	0	vs George Washington (11/28/15)
	0	USF (02/04/16)
	0	EAST CAROLINA (2/13/16)
	0	at East Carolina (2/27/16)
TURNOVERS	5	at Houston (3/3/16)
	6	BUTLER (12/2/15)
	6	vs Saint Joseph's (3/18/16)
FOULS	9	at SMU (01/07/16)
	11	TEMPLE (12/29/15)
	11	at East Carolina (2/27/16)



**2015-16 Cincinnati Basketball**  
Cincinnati Player High/Low Analysis (as of Mar 19, 2016)  
**All games**



**Cincinnati - INDIVIDUAL GAME HIGHS**

Points	37		CAUPAIN, Troy vs UCONN (3.11.16)
	27		CAUPAIN, Troy at East Carolina (2/27/16)
	26		EVANS, Jacob vs Saint Joseph's (3/18/16)
	25		CAUPAIN, Troy vs Memphis (01/21/16)
	21		COBB, Farad vs Tulsa (1/2/16)
	21		CLARK, Gary vs Western Carolina (11/13/15)
Field Goals Made	11		CAUPAIN, Troy vs UCONN (3.11.16)
	10		EVANS, Jacob vs Saint Joseph's (3/18/16)
Field Goal Att.	30		CAUPAIN, Troy vs UCONN (3.11.16)
	20		EVANS, Jacob vs Saint Joseph's (3/18/16)
FG Pct (min 5 made)	1.000	(6-6)	DeBERRY, Coreontae vs Saint Joseph's (3/18/16)
	.900	(9-10)	CLARK, Gary vs Western Carolina (11/13/15)
3-Point FG Made	6		COBB, Farad at SMU (01/07/16)
	6		COBB, Farad at Bowling Green (11/18/15)
3-Point FG Att.	11		COBB, Farad vs UCONN (3.11.16)
	11		COBB, Farad at SMU (01/07/16)
	11		COBB, Farad at Bowling Green (11/18/15)
3-Pt FG Pct (min 2 made)	1.000	(3-3)	COBB, Farad vs Western Carolina (11/13/15)
	1.000	(2-2)	EVANS, Jacob at UCF (2/9/16)
	1.000	(2-2)	THOMAS, Shaq vs Tulane (01/24/16)
	1.000	(2-2)	THOMAS, Shaq vs Nebraska (11/27/15)
Free Throws Made	11		CAUPAIN, Troy vs UCONN (3.11.16)
	8		ELLIS, Octavius vs Butler (12/2/15)
	8		ELLIS, Octavius vs Arkansas-Pine Bluff (11/22/15)
Free Throw Att.	14		ELLIS, Octavius vs Arkansas-Pine Bluff (11/22/15)
	12		CAUPAIN, Troy vs UCONN (3.11.16)
FT Pct (min 3 made)	1.000	(6-6)	CAUPAIN, Troy vs Memphis (01/21/16)
	1.000	(6-6)	ELLIS, Octavius at Temple (01/16/16)
	1.000	(6-6)	EVANS, Jacob vs Norfolk State (12/15/15)
	1.000	(6-6)	JENIFER, Justin vs Robert Morris (11/15/15)
	1.000	(5-5)	CAUPAIN, Troy at East Carolina (2/27/16)
	1.000	(4-4)	DeBERRY, Coreontae vs SMU (03/06/16)
	1.000	(4-4)	DeBERRY, Coreontae vs UCONN (2/20/16)
	1.000	(4-4)	CLARK, Gary at UCF (2/9/16)
	1.000	(4-4)	JOHNSON, Kevin vs USF (02/04/16)
	1.000	(4-4)	CAUPAIN, Troy vs Temple (12/29/15)
	1.000	(4-4)	EVANS, Jacob vs Iowa State (12/22/15)
	1.000	(4-4)	JOHNSON, Kevin at VCU (12/19/15)
	1.000	(4-4)	EVANS, Jacob at VCU (12/19/15)
	1.000	(4-4)	COBB, Farad at VCU (12/19/15)
	1.000	(4-4)	CAUPAIN, Troy at VCU (12/19/15)
	1.000	(4-4)	CAUPAIN, Troy vs George Washington (11/28/15)
	1.000	(4-4)	EVANS, Jacob vs SE Louisiana (11/24/15)
	1.000	(3-3)	CLARK, Gary vs East Carolina (2/13/16)
	1.000	(3-3)	JOHNSON, Kevin vs Arkansas-Pine Bluff (11/22/15)
	1.000	(3-3)	THOMAS, Shaq vs Arkansas-Pine Bluff (11/22/15)
	1.000	(3-3)	CLARK, Gary vs Western Carolina (11/13/15)
Rebounds	14		ELLIS, Octavius at East Carolina (2/27/16)
	14		ELLIS, Octavius at UCF (2/9/16)
	14		CLARK, Gary at Memphis (2/6/16)
	14		CLARK, Gary at Temple (01/16/16)
	14		CLARK, Gary vs Tulsa (1/2/16)
	14		CLARK, Gary vs Morgan State (12/6/15)



Assists	10	CAUPAIN, Troy vs USF (02/04/16)
	9	CAUPAIN, Troy vs Tulane (01/24/16)
	9	CAUPAIN, Troy vs Robert Morris (11/15/15)
	9	JENIFER, Justin vs Robert Morris (11/15/15)
Steals	5	CAUPAIN, Troy at UCF (2/9/16)
	5	CLARK, Gary at SMU (01/07/16)
	5	THOMAS, Shaq vs Robert Morris (11/15/15)
Blocked Shots	4	DeBERRY, Coreontae vs Saint Joseph's (3/18/16)
	4	CLARK, Gary at UCF (2/9/16)
	4	CLARK, Gary at Memphis (2/6/16)
	4	CLARK, Gary at UCONN (1/28/16)
	4	CLARK, Gary vs Memphis (01/21/16)
	4	DeBERRY, Coreontae vs Butler (12/2/15)
Turnovers	5	ELLIS, Octavius at Xavier (12/12/15)
	4	ELLIS, Octavius vs Saint Joseph's (3/18/16)
	4	COBB, Farad vs UCONN (3.11.16)
	4	ELLIS, Octavius at Houston (3/3/16)
	4	ELLIS, Octavius at East Carolina (2/27/16)
	4	ELLIS, Octavius at Tulsa (02/18/16)
	4	CAUPAIN, Troy at UCONN (1/28/16)
	4	CLARK, Gary at UCONN (1/28/16)
	4	ELLIS, Octavius vs Butler (12/2/15)
Fouls	5	EVANS, Jacob vs UCONN (3.11.16)
	5	ELLIS, Octavius at Houston (3/3/16)
	5	ELLIS, Octavius at Temple (01/16/16)
	5	EVANS, Jacob vs Houston (1/13/16)
	5	ELLIS, Octavius at VCU (12/19/15)
	5	DeBERRY, Coreontae at VCU (12/19/15)



**2015-16 Cincinnati Basketball**  
Cincinnati Opponent High/Low Analysis (as of Mar 19, 2016)  
**All games**



**OPPONENT INDIVIDUAL GAME HIGHS**

Points	32		HAMILTON, Daniel vs UCONN (3.11.16)
	24		WILLIAMS, Matt at UCF (2/9/16)
	24		BURRELL, Trahson vs Memphis (01/21/16)
	24		Niang, Georges vs Iowa State (12/22/15)
	24		DUNHAM, Kellen vs Butler (12/2/15)
Field Goals Made	10		Niang, Georges vs Iowa State (12/22/15)
	9		HAMILTON, Daniel vs UCONN (3.11.16)
	9		Morgan, Malik vs Tulane (01/24/16)
	9		DECOSEY, Quenton at Temple (01/16/16)
Field Goal Att.	24		HAMILTON, Daniel vs UCONN (3.11.16)
	22		Mike Brown vs Western Carolina (11/13/15)
FG Pct (min 5 made)	1.000	(5-5)	MOORE, Ben at SMU (01/07/16)
	.833	(5-6)	Burton, Deonte vs Iowa State (12/22/15)
3-Point FG Made	6		WILLIAMS, Matt at UCF (2/9/16)
	5		Morgan, Malik vs Tulane (01/24/16)
	5		WOODSON, Avery vs Memphis (01/21/16)
	5		COLEMAN, Devin at Temple (01/16/16)
	5		BARNES, LeRon vs Houston (1/13/16)
	5		THOMAS, Kyle vs Morgan State (12/6/15)
	5		Elijah Pughsley vs Western Carolina (11/13/15)
3-Point FG Att.	12		WILLIAMS, Matt at UCF (2/9/16)
	11		Filmore, Joshua vs SE Louisiana (11/24/15)
	11		Mike Brown vs Western Carolina (11/13/15)
3-Pt FG Pct (min 2 made)	1.000	(4-4)	Julien, Von vs Tulane (01/24/16)
	1.000	(2-2)	ALSTON, JR., Levan S vs Temple (12/29/15)
Free Throws Made	12		HAMILTON, Daniel vs UCONN (3.11.16)
	10		GOODWIN, Shaq at Memphis (2/6/16)
	10		DECOSEY, Quenton vs Temple (12/29/15)
Free Throw Att.	14		HAMILTON, Daniel vs UCONN (3.11.16)
	12		GOODWIN, Shaq at Memphis (2/6/16)
FT Pct (min 3 made)	1.000	(7-7)	PRYOR, Rodney vs Robert Morris (11/15/15)
	1.000	(6-6)	DUNHAM, Kellen vs Butler (12/2/15)
	1.000	(5-5)	GRAY, Jr., Rob at Houston (3/3/16)
	1.000	(5-5)	Webster, Tai vs Nebraska (11/27/15)
	1.000	(4-4)	MILES, Isaiah vs Saint Joseph's (3/18/16)
	1.000	(4-4)	ADAMS, Jalen vs UCONN (3.11.16)
	1.000	(4-4)	MCMURRAY, Jahmal vs USF (02/04/16)
	1.000	(4-4)	LAWSON, Dedric vs Memphis (01/21/16)
	1.000	(4-4)	BURRELL, Trahson vs Memphis (01/21/16)
	1.000	(4-4)	Nader, Abdel vs Iowa State (12/22/15)
	1.000	(4-4)	Mike Brown vs Western Carolina (11/13/15)
	1.000	(3-3)	HARRISON, Shaquille at Tulsa (02/18/16)
	1.000	(3-3)	PARKER, Spencer at Bowling Green (11/18/15)
Rebounds	13		TOLBERT, Jordan vs SMU (03/06/16)
	13		BARKLEY, Kentrell at East Carolina (2/27/16)
Assists	9		TARRANT JR., Ricky vs Memphis (01/21/16)
	8		HAMILTON, Daniel vs UCONN (3.11.16)
	8		HAMILTON, Daniel at UCONN (1/28/16)
Steals	4		Morris, Monte vs Iowa State (12/22/15)
	4		WIDEMAN, Tyler vs Butler (12/2/15)
Blocked Shots	5		BRIMAH, Amida vs UCONN (3.11.16)
	5		MOORE, Ben at SMU (01/07/16)
Turnovers	7		JACKSON, Charles vs Arkansas-Pine Bluff (11/22/15)

	6	NUNEZ, Angel vs USF (02/04/16)
	6	Jackson, Zay vs SE Louisiana (11/24/15)
Fouls	5	PURVIS, Rodney vs UCONN (3.11.16)
	5	MILLER, Shonn vs UCONN (3.11.16)
	5	BROWN, Sterling vs SMU (03/06/16)
	5	KENNEDY, Markus vs SMU (03/06/16)
	5	NKALI, Bertrand at Houston (3/3/16)
	5	COUSINS, Jaleel vs USF (02/04/16)
	5	WRIGHT, D'Andre vs Tulsa (1/2/16)
	5	Gilmore, Michael at VCU (12/19/15)
	5	WIDEMAN, Tyler vs Butler (12/2/15)
	5	CHRAPASCZ, Andrew vs Butler (12/2/15)
	5	Shields, Shavon vs Nebraska (11/27/15)
	5	JACKSON, Charles vs Arkansas-Pine Bluff (11/22/15)
	5	CUNNINGHAM, Marquis vs Arkansas-Pine Bluff (11/22/15)
	5	ROBINSON, Ghiavonni vs Arkansas-Pine Bluff (11/22/15)
	5	Torrion Brummitt vs Western Carolina (11/13/15)
	5	Justin Browing vs Western Carolina (11/13/15)