

2015-16 SCHEDULE/RESULTS

Day/Date	Opponent	TV	Time/Result
Tues./Nov. 3	Grand Valley State (Exh.)	Bearcats TV	W, 93-63
Sat./Nov. 7	Bellarmine (Exh.)	Bearcats TV	W, 81-60
Fri./Nov. 13	Western Carolina	ESPN3	W, 97-72
Sun./Nov. 15	Robert Morris	FSO/ESPN3	W, 106-44
Wed./Nov. 18	at Bowling Green	ESPN3	W, 83-50

BARCLAYS CENTER CLASSIC

Sun./Nov. 22	1-Ark-Pine Bluff	FSO/ESPN3	W, 99-50
Tues./Nov. 24	1-SE Louisiana	FSO/ESPN3	W, 64-49
Fri./Nov. 27	2-vs. Nebraska	ASN/ESPN3	W, 65-61
Sat./Nov. 28	2- vs. George Washington	ASN/ESPN3	W, 61-56

Wed./Dec. 2	Butler (RV/25)	CBSSN	L, 76-78
Sun./Dec. 6	Morgan State	ASN/ESPN3	W, 87-66
Sat./Dec. 12	3-at Xavier (12/13)	FOX	L, 55-65
Tues./Dec. 15	Norfolk State	ESPNU	W, 75-59
Sat./Dec. 19	at VCU	CBSSN	W, 69-63
Tues./Dec. 22	Iowa State (11/9)	ESPN2	L, 79-81
Tues./Dec. 29	Temple •	ESPN2	L, 70-77
Sat./Jan. 2	Tulsa •	ESPNU	W, 76-57
Thurs./Jan. 7	at SMU (15/NR) •	ESPN	L, 57-59
Sun./Jan. 10	at USF •	ESPNU	W, 54-51
Wed./Jan. 13	Houston (NR/RV) •	ESPNU	W, 70-59
Sat./Jan. 16	at Temple •	ESPNU (20T)	L, 65-67
Thurs./Jan. 21	Memphis •	ESPN2	W, 76-72
Sun./Jan. 24	Tulane •	ESPNU	W, 97-75
Thurs./Jan. 28	at UConn (RV/RV) •	ESPNU	W, 58-57
Thurs./Feb. 4	USF •	CBSSN	W, 88-57
Sat./Feb. 6	at Memphis •	ESPN2	L, 59-63
Tues./Feb. 9	at UCF •	ESPNNews	W, 69-51
Sat./Feb. 13	East Carolina •	ESPNU	W, 75-60
Thurs./Feb. 18	at Tulsa •	CBSSN (OT)	L, 68-70
Sat./Feb. 20	UConn •	ESPN2	W, 65-60
Sat./Feb. 27	at East Carolina •	ESPNU	W, 65-56
Thurs./Mar. 3	at Houston •	CBSSN	L, 56-69
Sun./Mar. 6	SMU (24/NR) •	CBS	Noon

AMERICAN CHAMPIONSHIP

Mar. 10-13	4-TBA	ESPN Networks	TBA
------------	-------	---------------	-----

NCAA CHAMPIONSHIP

Mar. 15-16	5-First Four	Turner	TBA
Mar. 17-20	6-Second & Third Rds	CBS/Turner	TBA
Mar. 24-27	7-Regional Semis & Finals	CBS/Turner	TBA
Apr. 2 & 4	8-Final Four & Champ	CBS/Turner	TBA

Notes: All times listed are Eastern. Home games are in **boldface**.

(•) - Denotes American Athletic Conference game.

Key: CBSN-CBS Sports Network; FSO/ESPN3 - Game will be televised regionally by FOX Sports Ohio and is also available on ESPN3 outside the FSO viewing area. ASN - American Sports Network: WKRC (CBS Local 12) orWSTR (MyTV 33) in Cincinnati ESPN/ESPN2 - Game will be televised by either ESPN or ESPN2 with decision made two weeks prior.

1-Brooklyn Hoops Classic (campus sites); 2-Brooklyn Hoops Classic (Barclays Center); 3-Skyline Chili Crosstown Shootout; 4-American Championship (Amway Center).

CINCINNATI ATHLETIC COMMUNICATIONS

Asst. AD/Primary Basketball Contact: Andre Foushee

Office/Cell Phone: (513) 556-5182/(859) 797-7871

Press Row Phone: (513) 556-3800

Email Address: Andre.Foushee@uc.edu

Website: GoBears.com

THIS IS CINCINNATI BASKETBALL

2 NATIONAL TITLES • 6 FINAL FOURS • 8 ELITE EIGHTS • 10 SWEET SIXTEENS • 29 NCAA TOURNAMENTS • 38 CONFERENCE CHAMPIONSHIPS



GAME 31:

24/NR **SMU (25-4, 13-4 AMERICAN)**

AT RV/NR **CINCINNATI (21-9, 11-6 AMERICAN)**

Sunday, March 6 • Noon (ET) • Fifth Third Arena • Cincinnati, Ohio



GAME AT A GLANCE

Series Info: Ninth Meeting; Cincinnati leads 5-3 overall; Cincinnati leads 4-0 in Cincinnati; SMU leads 2-1 in Dallas and 1-0 at neutral sites

Last Meeting: SMU won 59-57 in Dallas, Texas on Jan. 7, 2016

Streak: SMU - 1

Coaches: Mick Cronin is in his 10th season at Cincinnati (206-127); 13th season overall (275-151)

Larry Brown is in his fourth season at SMU (85-38); 11th collegiate season overall (247-98)

AP/USA Today Rankings (Feb. 29): Cincinnati (RV/--); SMU (24/--)

Radio: 700 WLW; Dan Hoard provides play-by-play with color analyst Chuck Machock

TV: CBS; Carter Blackburn provides play-by-play with color analyst Mike Gminski

UC Twitter Pages: @GoBears and @GoBearsMBB

CINCINNATI PROBABLE STARTERS & RESERVES

NO.	NAME	POS.	HT.	WT.	CL.-EXP.	HOMETOWN	GP-GS	PPG	RPG	APG	MIN
10	Troy Caupain	G	6-4	205	Jr.-2L	Midlothian, Va.	30-30	12.4	3.4	4.8	32.5
25	Kevin Johnson	G	6-3	180	Jr.-2L	Cincinnati, Ohio	30-2	6.1	1.8	1.4	20.6
1	Jacob Evans III	G/F	6-6	210	Fr.-HS	Baton Rouge, La.	30-5	8.0	4.1	1.7	23.2
11	Gary Clark	F	6-8	235	So.-1L	Clayton, N.C.	30-30	10.8	8.8	2.2	30.0
2	Octavius Ellis	F	6-10	235	Sr.-1L	Memphis, Tenn.	30-29	9.9	7.5	1.4^	24.8

OFF THE BENCH

21	Farad Cobb	G	6-1	170	Sr.-1L	West Palm Beach, Fla.	28-28	10.8	1.7	1.7	25.8
24	Shaq Thomas	F	6-7	210	R-Sr.-3L	Paterson, N.J.	27-25	6.4	3.9	1.4	20.7
22	Coreontae DeBerry	C	6-9	265	Sr.-1L	Holland, Mich.	30-1	5.6	3.6	0.9^	14.2
3	Justin Jenifer	G	5-10	175	Fr.-HS	Baltimore, Md.	27-0	2.4	0.7	1.3	8.6
0	Quadri Moore	F	6-8	220	So.-1L	Linden, N.J.	25-0	2.1	1.4	0.3*	7.3
45	Zack Tobler	F	6-5	240	Jr.-2L	Fort Mitchell, Ky.	6-0	1.5	0.5	0.2	2.8
13	Tre Scott	F	6-8	225	Fr.-HS	Darien, Ga.	--	21.6#	14.1#	3.5^#	--

Starters based on last game; # - Statistics from senior season of high school; ^ - Blocks; * - Steals

CINCINNATI STORYLINES

- » Farad Cobb, Coreontae DeBerry, Octavius Ellis and Shaq Thomas will be honored Sunday during Senior Day ceremonies about 20 minutes prior to tipoff. The Bearcats are 6-3 on Senior Day during the Mick Cronin era, having won five in a row.
- » Jacob Evans was named The American Rookie of the Week on Monday after scoring a career-high 18 points on 7-of-12 shooting with four three-pointers to go with seven rebounds and two assists in 40 minutes of play at East Carolina (2/27). It marked the most points scored by a Bearcat freshman since Sean Kilpatrick produced 18 points or more six times during the 2010-11 season, including a season-high 26-point effort against Wright State (Dec. 1, 2010).

- » Troy Caupain is averaging a team-high 15.6 points and 6.0 assists since the start of February. He has 48 assists with only 16 turnovers during the stretch. He scored a career-high 27 points at East Carolina (Feb. 27).
- » Over the last 12 games, Gary Clark is averaging 12.3 points, 9.3 rebounds and 2.3 blocks while shooting 49.5 percent (55 of 111) from the field. He's registered double-doubles in four of the last eight games
- » The Bearcats rank nationally in scoring defense (ninth at 61.8 points allowed), total blocks (10th at 169), blocks per game (10th at 5.6), field goal percentage defense (11th at .388), total steals (25th with 238), steals per game (26th at 7.9), offensive rebounds per game (27th at 13.13) and turnover margin (29th at 2.7) through Thursday's games.

2015-16 NUMERICAL ROSTER							
NO.	NAME	POS.	HT.	WT.	CLASS	EXP.	HOMETOWN / PREVIOUS SCHOOLS
0	Quadri Moore	F	6-8	220	So.	1L	Linden, N.J./Linden HS
1	Jacob Evans III	G/F	6-6	210	Fr.	HS	Baton Rouge, La./St. Michael the Archangel
2	Octavius Ellis	F	6-10	235	Sr.	1L	Memphis, Tenn./Trinity Valley College (Texas)
3	Justin Jenifer	G	5-10	175	Fr.	HS	Baltimore, Md./Milford Mill Academy
10	Troy Caupain	G	6-4	205	Jr.	2L	Midlothian, Va./Cosby HS (Va.)
11	Gary Clark	F	6-8	235	So.	1L	Clayton, N.C./Clayton HS
13	Tre Scott	F	6-8	225	Fr.	HS	Darien, Ga./McIntosh County Academy
21	Farad Cobb	G	6-1	170	Sr.	1L	West Palm Beach, Fla./Northwest Florida State College
22	Coreontae DeBerry	C	6-9	265	Sr.	1L	Holland, Mich./Hutchinson Community College
24	Shaq Thomas	F	6-7	210	R-Sr.	3L	Paterson, N.J./NIA Prep School
25	Kevin Johnson	G	6-3	180	Jr.	2L	Cincinnati, Ohio/Summit Country Day School
32	Kyle Washington*	F	6-9	240	Jr.	Tr.	Champlin, Minn./NC State
45	Zack Tobler	F	6-5	240	Jr.	2L	Fort Mitchell, Ky./Covington Catholic HS

2015-16 ALPHABETICAL ROSTER							
NO.	NAME	POS.	HT.	WT.	CLASS	EXP.	HOMETOWN / PREVIOUS SCHOOLS
10	Troy Caupain	G	6-4	205	Jr.	2L	Midlothian, Va./Cosby HS (Va.)
11	Gary Clark	F	6-8	235	So.	1L	Clayton, N.C./Clayton HS
21	Farad Cobb	G	6-1	170	Sr.	1L	West Palm Beach, Fla./Northwest Florida State College
22	Coreontae DeBerry	C	6-9	265	Sr.	1L	Holland, Mich./Hutchinson Community College
2	Octavius Ellis	F	6-10	235	Sr.	1L	Memphis, Tenn./Trinity Valley College (Texas)
1	Jacob Evans III	G/F	6-6	210	Fr.	HS	Baton Rouge, La./St. Michael the Archangel
3	Justin Jenifer	G	5-10	175	Fr.	HS	Baltimore, Md./Milford Mill Academy
25	Kevin Johnson	G	6-3	180	Jr.	2L	Cincinnati, Ohio/Summit Country Day School
0	Quadri Moore	F	6-8	220	So.	1L	Linden, N.J./Linden HS
13	Tre Scott	F	6-8	225	Fr.	HS	Darien, Ga./McIntosh County Academy
24	Shaq Thomas	F	6-7	210	R-Sr.	3L	Paterson, N.J./NIA Prep School
45	Zack Tobler	F	6-5	240	Jr.	2L	Fort Mitchell, Ky./Covington Catholic HS
32	Kyle Washington*	F	6-9	240	Jr.	Tr.	Champlin, Minn./NC State

* - Will sit out the 2015-16 season due to NCAA transfer rules.

Coaching Staff

Head Coach: Mick Cronin (10th season at UC; 13th season overall)
Associate Head Coach: Larry Davis
Assistant Coaches: Darren Savino, Antwon Jackson
Director of Basketball Operations: Drew Seidenberger
Director of Student-Athlete Development: Mark Berger
Asst. Director of Student-Athlete Development: JaQuon Parker

Video Coordinator: T.J. Wolf
Program Assistant: Greg Youncofski
Head Athletic Trainer: Robb Williams
Director of Strength & Conditioning: Mike Rehfeldt
Assistant Director of Equipment: Andy Frigge

PRONUNCIATION GUIDE	
Troy Caupain	co-PAIN
Coreontae DeBerry	COREY-on-tay
Quadri Moore	qua-DREE

ROSTER INFORMATION	
By State/Country	
Florida	(1) Farad Cobb
Georgia	(1) Tre Scott
Kentucky	(1) Zack Tobler
Louisiana	(1) Jacob Evans
Maryland	(1) Justin Jenifer
Michigan	(1) Coreontae DeBerry
Minnesota	(1) Kyle Washington
New Jersey	(2) Quadri Moore, Shaq Thomas
North Carolina	(1) Gary Clark
Ohio	(1) Kevin Johnson
Tennessee	(1) Octavius Ellis
Virginia	(1) Troy Caupain

By Class	
True Freshmen	(3) Jacob Evans III, Justin Jenifer, Tre Scott
Sophomores	(2) Gary Clark, Quadri Moore
Juniors	(4) Troy Caupain, Kevin Johnson, Zack Tobler, Kyle Washington
Seniors	(3) Farad Cobb, Coreontae DeBerry, Octavius Ellis
R-Seniors	(1) Shaq Thomas

By Height	
6-10	Octavius Ellis
6-9	Coreontae DeBerry, Kyle Washington
6-8	Gary Clark, Quadri Moore, Tre Scott
6-7	Shaq Thomas
6-6	Jacob Evans III
6-5	Zack Tobler
6-4	Troy Caupain
6-3	Kevin Johnson
6-1	Farad Cobb
5-10	Justin Jenifer

QUICK FACTS

GENERAL INFORMATION

Location	Cincinnati, Ohio 45221
Founded	1819
Enrollment	44,096
Nickname	Bearcats
Colors	Red (PMS: 186) and Black
Arena (Capacity)	Fifth Third Arena (13,176)
Affiliation	NCAA Division I
Conference	American
President	Dr. Santa J. Ono
Alma mater/year	Chicago, '84
Director of Athletics	Mike Bohn
Alma mater/year	Kansas, '83
Faculty Representative	Dr. David M. Szymanski
Department of Athletics Phone	(513) 556-4603
Athletics Ticket Office Phone	(877) CATS-TIX

ATHLETIC COMMUNICATIONS

Asst. AD/Primary Basketball Contact	Andre Foushee
Office/Cell Phone	(513) 556-5182/(859) 797-7871
Press Row Phone	(513) 556-3800
Email Address	Andre.Foushee@uc.edu
Secondary Basketball Contact	Alex Ryan
Office/Cell Phone	TBA/(513) 623-9992
Email Address	Alex.Ryan@uc.edu
Website	GoBearcats.com
Twitter	@GoBearcats and @GoBearcatsMBB

BASKETBALL STAFF

Head Coach	Mick Cronin (Cincinnati '97)
Basketball Office Phone	(513) 556-5847
Associate Head Coach	Larry Davis (Asbury '78)
Assistant Coach	Darren Savino (Jersey City '94)
Assistant Coach	Antwon Jackson (Pikeville College '93)
Director of Operations	Drew Seidenberger (Cincinnati '09)
Dir. of Student-Ath. Devel.	Mark Berger (Cincinnati '01)
Asst. Dir. of Student-Ath. Devel.	JaQuon Parker (Cincinnati '14)
Video Coordinator	T.J. Wolf (Murray State '07)
Program Assistant	Greg Youncofski (Kansas '13)
Assoc. AD/Sports Medicine	Bob Mangine (Pittsburgh '73)
Head Athletic Trainer	Robb Williams (Ohio State '82)
Dir. /Strength & Condition	Mike Rehfeldt (St. Cloud St. '05)
Administrative Assistant	Winona Shaw-Gunn

HISTORY

First year of basketball	1901-02
All-time record (entering the season)	1,705-986 (.634)
NCAA appearances/last	29/2015
All-time record	44-28 (.611)
Final Four appearances/last	6/1992
Elite Eight appearances/last	8/1996
Sweet 16 appearances/last	10/2012
Conference Championships/last	38/2014
Postseason NIT appearances/last	10/2010
All-time record	8-10 (.444)

TEAM INFORMATION

2014-15 Record	23-11
American Athletic Conference Record (Place)	13-5 (T-3rd)
Starters returning/lost	5/0
Letterwinners returning/lost	9/4
Percent of scoring returning	88.0 percent (1,860 of 2,113)
Percent of rebounding returning	88.2 percent (950 of 1,077)

GAME PREVIEW

- » Cincinnati (21-9, 11-6 American Athletic Conference) plays host to No. 24 SMU (25-4, 13-4) in the regular-season finale Sunday at noon ET at Fifth Third Arena. The game will be broadcast by CBS and 700 WLW.
- » Senior Day festivities honoring four Bearcats seniors - Farad Cobb, Coreontae DeBerry, Octavius Ellis and Shaq Thomas - will take place about 20 minutes prior to tipoff.
- » A limited number of tickets are available for purchase at GoBearcats.com or by calling 1-877-CATS-TIX. Fans also are encouraged to wear black.
- » The Bearcats suffered a 69-56 setback at Houston on Thursday. Three players scored in double figures led by Troy Caupain's game-high 19 points and five assists. Freshman Jacob Evans made his second consecutive start and scored in double figures again with 14 points and four three-pointers. Octavius Ellis contributed 11 points and nine rebounds. Gary Clark grabbed a game-high 13 rebounds.
- » SMU earned an 80-54 home win on its Senior Night on Thursday. Four Mustangs scored in double figures led by Sterling Brown's 20 points on 9-of-11 shooting from the field. Nic Moore added 16 points while Jordan Tolbert (14) and Ben Moore (10) also reached double figures in scoring.
- » SMU rallied past Cincinnati to register a 59-57 win in Dallas, Texas on Jan. 7. Ben Moore had 15 points and five blocks while Nic Moore added 14 points and a trio of threes to lead the Mustangs. Farad Cobb led the Bearcats' effort with a game-high 18 points, six three-pointers and four steals.
- » Cincinnati has a 5-3 lead in its series with the Mustangs, including a 4-0 mark in the Queen City. SMU leads 2-1 in Dallas, Texas and 1-0 at neutral sites.

SCOUTING SMU

- » SMU (25-4, 13-4 American) is tied atop the league standings with Temple (19-10, 13-4) heading into Sunday looking for at least a possible share of the regular-season conference championship. Temple plays at Tulane Sunday at 2 p.m. ET.
- » Nic Moore leads a balanced attack that has five players averaging double figures. The American's 2014-15 Player of the Year and 2015-16 Wooden Award and Naismith Trophy nominee, Moore ranks among the league leaders in assists (first at 5.3), three-pointers made (first at 2.6), scoring (second at 16.1 points), free-throw percentage (T-second at .800), assist-to-turnover ratio (third at 2.4) and steals (tied for third at 1.4).
- » Ben Moore averages 11.9 points and ranks in the top 10 in the league in rebounds (10th at 7.3) and blocks (seventh at 1.4).
- » Jordan Tolbert averages 11.7 points and ranks fifth in the conference with 8.4 rebounds.
- » SMU has outrebounded 23 of 29 opponents this season and ranks fourth in the nation in rebound margin (+10.4).
- » Sterling Brown (.556) and Milton Shake (.433) rank first and second, respectively, in three-point shooting percentage in the conference.
- » SMU won The American's regular-season and tournament championship while finishing 27-7 overall last season.

SERIES HISTORY

- » Cincinnati owns a 5-3 lead in the SMU series. Cincinnati leads 4-0 in the Queen City. SMU leads 2-1 in Dallas and 1-0 at neutral sites.
- » The Bearcats had won two in a row and three of four matchups as members of The American before SMU posted a 59-57 win in Dallas on Jan. 13, 2016.
- » The home team was 5-0 in the series until Cincinnati claimed a 62-54 win at Moody Coliseum last season on Feb. 5, 2015.
- » The series began with a 59-46 UC win at Music Hall in Cincinnati on Dec. 5, 1947.
- » SMU won the second meeting, an 89-84 decision on March 12, 1966 at the NCAA Midwest regional final.
- » Prior to becoming members of The American the last time the schools met on the hardwood, UC claimed a 106-74 victory at the Armory Fieldhouse in Cincinnati on Jan. 15, 1975.

LAST GAME VS. SMU

- » **SMU 59, CINCINNATI 57 (JAN. 7, 2016)**
- » **DALLAS (AP)** - Jordan Tolbert tipped in Nic Moore's missed shot for the go-ahead score with 28 seconds left and then had a big block for the Mustangs, who had only six players most of the game, rallied from a seven-point deficit in the final 3 1/2 minutes to beat Cincinnati 59-57.
- » The Mustangs trailed 55-48 at the final media timeout with 3:40 remaining, but Cincinnati missed its last five shots after that.
- » Moore finished with 14 points. He had two 3-pointers in the game-ending 11-2 run, and when he missed, Tolbert followed up to put the Mustangs ahead. Tolbert then blocked Troy Caupain's shot at the other end.
- » Ben Moore made a free throw with 8 seconds left before Farad Cobb, the league's top 3-point shooter, missed a 3 on the last shot when he said he was supposed to be a decoy for Caupain to drive the lane.
- » Cobb, who entered with 2.7 threes per game and shooting 47 percent from long range, had 18 points on his six 3-pointers. Gary Clark had 13 points and 11 rebounds for the Bearcats.
- » Ben Moore had 15 points to lead SMU, while Tolbert and freshman Shake Milton each had 11. Milton played all 40 minutes, and Nic Moore played 39.
- » The Mustangs had only seven scholarship players with junior guard Keith Frazier away from the team for a second consecutive game because of personal reasons.
- » They were down to six when Sterling Brown was ejected from the game with 7:11 left in the first half after coming on the floor during a scrum that led to technical fouls against both teams.

SENIOR DAY NOTES

- » Four seniors play their final game inside Fifth Third Arena on Sunday - Farad Cobb, Coreontae DeBerry, Octavius Ellis and Shaq Thomas. Thomas, a red-shirt senior has been in the program the longest, followed by Octavius Ellis (three seasons) and Cobb and DeBerry (two seasons each).
- » Since the start of the 2011-12 season, Cincinnati has compiled a 119-50 mark, advanced to four NCAA tournaments, played in one NCAA Sweet 16 and won a share of the 2013-14 American Athletic Conference regular-season championship.
- » The Bearcats are 6-3 on Senior Day during the Mick Cronin coaching era, having won five in a row.

HONORING OSCAR ROBERTSON

- » Cincinnati legend and NBA great Oscar Robertson will be honored during the second media timeout of the first half Sunday. Robertson earned the NBA's Lifetime Achievement Award at a banquet on Feb. 14 during the league's 2016 All-Star Weekend in Toronto.
- » Robertson played 14 seasons during his Hall of Fame career, leaving a legacy as one of the greatest all-around players the game has ever seen. The NBA's Rookie of the Year in 1961 and MVP in 1964, Robertson was a 12-time All-Star and led his teams to the postseason 10 times, including the 1970-71 campaign in which he helped bring an NBA Championship to Milwaukee. Robertson famously averaged a triple-double during the 1961-62 season when he posted 30.8 points, 12.5 rebounds and 11.4 assists per game for the Cincinnati Royals - an achievement nobody has been able to match since.
- » Off the court, Robertson's impact on the game of basketball was just as significant. He served as president of the National Basketball Players Association from 1965 through 1974, becoming the first African-American president of any national sports or entertainment labor organization.
- » In that role Robertson fought to bring an end to the "reserve clause" in NBA contracts that bound players to a single NBA team in perpetuity. In what ultimately came to be known as "The Oscar Robertson Rule," the league agreed to a settlement with the players association in 1976 that paved the way for free agency in the NBA and contributed to the growth of the league. In 1992, Robertson, along with Dave Bing, Archie Clark, Dave Cowens and the late Dave DeBusschere, co-founded the National Basketball Retired Players Association and served as its president from 1992 through 1998.
- » Robertson played varsity basketball at UC from 1958 through 1960 and still ranks as the school's all-time leader in points (2,973), rebounds (1,338), field goals made (1,052) and free throws made (869). He was a three-year consensus All-American and three-time pick for National Player of the Year honors. Robertson helped UC to a 97-7 record and two NCAA Final Four appearances (1959 and 1960) during his college career.

NEW LOOK UNIFORMS

- » Cincinnati will wear its new postseason black Under Armour uniforms Sunday. More uniform details will be made available prior to the game.

ANOTHER 20-WIN SEASON

- » Cincinnati achieved its sixth consecutive 20-win season with a 65-60 home win against UConn (2/20).
- » The Bearcats were 26-9 in 2011; 26-11 in 2012; 22-12 in 2013, 27-7 in 2014 and 23-11 a year ago.
- » Cincinnati has won 20 or more games in 35 seasons during its history.
- » The last time the Bearcats won at least 20 games in six consecutive seasons came during the Bob Huggins era when Cincinnati won 20 or more games for 11 consecutive seasons (1992-2002).
- » Eight UC head coaches have recorded at least one 20-win season in school history. Mick Cronin joins Huggins as the only UC coaches to string together at least six consecutive 20-win campaigns. George Smith (1958-60), Ed Jucker (1961-63) and Gale Catlett (1975-77) had as many as three consecutive.

RECAPPING THE LOSS AT HOUSTON

- » **HOUSTON 69, CINCINNATI 56 (MARCH 3, 2016)**
- » **HOUSTON (AP)** - Damyan Dotson and Rob Gray Jr. had 13 points each on Thursday night and Houston pulled away after a slow start, closing its regular season with a 69-56 win over Cincinnati.
- » Devonta Pollard added 11 points for the Cougars, who used a 13-0 run to move in front for good midway through the first half.
- » Houston had its largest lead of 16 early in the second and matched it at 50-34 with 11:18 left. The Bearcats got no closer than 62-55 before the Cougars closed it out with a 7-1 run.
- » Troy Caupain had 19 points, Jacob Evans scored 14 and Octavius Ellis 11 for Cincinnati. Gary Clark had 13 rebounds to go with his six points.

CINCINNATI'S AWARD WINNERS THIS SEASON

Name	Award
Jacob Evans	American Rookie of the Week (Feb. 29)
	American Rookie of the Week (Dec. 28)
Gary Clark	American Weekly Honor Roll (Feb. 22)
	American Weekly Honor Roll (Feb. 8)
	American Weekly Honor Roll (Feb. 1)
Octavius Ellis	American Weekly Honor Roll (Feb. 15)
	American Weekly Honor Roll (Jan. 18)
	American Weekly Honor Roll (Dec. 7)
	Barclays Center Classic MVP (Nov. 28)
	American Weekly Honor Roll (Nov. 16)
Shaq Thomas	American Weekly Honor Roll (Jan. 25)
Farad Cobb	American Weekly Honor Roll (Jan. 4)
	American Weekly Honor Roll (Dec. 21)
	American Weekly Honor Roll (Nov. 23)
Troy Caupain	American Player of the Week (Nov. 30)
	Barclays Center Classic All-Tourney Team (Nov. 28)

EVANS NAMED AMERICAN'S ROOKIE OF THE WEEK

- » Jacob Evans was named The American Rookie of the Week on Monday after scoring a career-high 18 points on 7-of-12 shooting with four three-pointers to go with seven rebounds and two assists in 40 minutes of play at East Carolina (2/27).
- » It marked the most points scored in a game by a Bearcat freshman since Sean Kilpatrick produced 18 points or more six times during the 2010-11 season, including a season-high 26-point effort against Wright State (Dec. 1, 2010).
- » Evans is averaging 8.0 points and 4.1 rebounds in 23.2 minutes this season. He made three starts in February while averaging 10.6 points and 4.0 rebounds in 27.9 minutes during the month. He is third on the team with 40 three-pointers on the year. He has scored in double figures in 11 games.
- » Evans earned The American's Rookie of the Week on Dec. 28 after posting 14 points and five rebounds against then-No. 11 Iowa State on Dec. 22.
- » Evans saw his streak of consecutive made free throws end at 25 against USF (2/4) when he made 3 of 4 attempts from the line. His streak started against Arkansas-Pine Bluff (11/22). Prior to the USF contest, Evans hadn't attempted a free throw in the previous eight games.
- » Former Bearcat Steve Logan (32 in 2000-01) owns the school record for consecutive free throws made. Bobby Brannen (31 in 1997-98) and Gary Yoder (30 in 1976-77)

rank second and third, respectively.

- » Evans' streak of 25 consecutive made free throws is the longest among active players ahead of Troy Caupain (23 in 2014-15) and Octavius Ellis (22 in 2014-15).

CLARK ENJOYING STANDOUT SOPHOMORE CAMPAIGN

- » Gary Clark is building a solid resume for all-league honors this season for the Bearcats.
- » The sophomore, who earned All-Rookie Team accolades a year ago, enters the weekend ranked among the league leaders in six categories: offensive rebounds (second at 3.4), field-goal percentage (seventh at .547), rebounds (second at 8.8), blocks (fifth at 1.5), steals (T-12th at 1.2) and scoring (28th at 10.8).
- » Nationally, Clark ranks 34th in offensive rebounds per game (3.38) through Thursday's games.
- » Clark was named to The American's Weekly Honor Roll three times in February, most recently on Feb. 21 after averaging 15.5 points and 10.0 rebounds while shooting 50 percent from both the field (13 of 26) and three-point range (3 of 6) two weeks ago against UConn and Tulsa.
- » Earlier in February he won the award after posting consecutive double-doubles against USF on Feb. 4 (16 points and 13 rebounds) and at Memphis on Feb. 6 (15 points and 14 rebounds); and again after tallying 13 points, eight rebounds and what proved to be the game-winning three-point play with 12.1 second left at UConn on Jan. 28.
- » Over the last 12 games, Clark is averaging 12.3 points, 9.3 rebounds and 2.3 blocks while shooting 49.5 percent (55 of 111) from the field. He's registered double-doubles in four of the last eight games.
- » Clark has led UC in rebounding in 15 games. He has corralled as many as 14 boards against Morgan State (12/6), Tulsa (1/2), at Temple (1/16) and at Memphis (2/6).
- » **DOUBLE-DOUBLES:** He has registered seven double-doubles on the season, posting 13 points and 14 rebounds against Morgan State (12/6), 13 points and 11 rebounds at then-No. 15 SMU (1/7), 12 points and 14 rebounds at Temple (1/16), 16 points and 13 rebounds against USF (2/4), 15 points and 14 rebounds at Memphis (2/6), 15 points and 12 rebounds against East Carolina (2/13) and 13 points and 11 rebounds against UConn (2/20).
- » He has started all 64 games of his collegiate career.
- » Clark was named to The American's All-Rookie team last year. He was the league's only freshman to rank among the conference leaders in rebounds (third at 7.2), field goal percentage (sixth at .524) and blocks (sixth at 1.3). He finished fourth on the team in scoring at 7.8 points.

ELLIS A STRONG PRESENCE INSIDE

- » A preseason first team all-conference selection, Ellis enters the weekend ranked among the league leaders in field goal percentage (fifth at .554), blocks (sixth at 1.4), offensive rebounds (sixth at 2.9) and rebounds (ninth at 7.5).
- » In February, Ellis averaged 10.3 points and 9.4 rebounds while shooting 50.9 percent from the field (29 of 57). He posted three double-doubles, grabbed a team-high 26 offensive rebounds and registered 10 blocks.
- » **DOUBLE-DOUBLES:** Ellis has six double-doubles on the season: at East Carolina (10 points/14 rebounds), East Carolina (16 points/11 rebounds), at UCF (10 points/4 rebounds), vs. Houston (13 points/13 rebounds), vs. Butler (16 points/12 rebounds) and vs. Western Carolina (17 points/10 rebounds).

- » **AWARDS:** Ellis has been named to The American's Weekly Honor Roll four times this season: Nov. 16, Dec. 7, Jan. 18 and Feb. 15. Ellis also was named the MVP of the Barclays Center Classic after averaging 10.5 points and 8.0 rebounds in two games in Brooklyn.
- » Ellis did not start against Temple (12/29) - coaching decision - snapping a streak of 47 consecutive starts since returning to the Bearcats prior to last season. He responded with 12 points, seven rebounds off the bench against the Owls.

DOUBLING DOWN

- » Double-doubles are becoming a trend with the Bearcats. Cincinnati has registered at least one double-double in six of the last eight games and 14 times this season.
- » The 14 double-doubles are the most by a Bearcats squad during the Cronin coaching era (Gary Clark 7, Octavius Ellis 6 and Troy Caupain 1). The previous high was 12 during 2011-12 (Yancy Gates 10, Sean Kilpatrick 1, Cashmere Wright 1).
- » Clark's seven double-doubles are the most in a season since Justin Jackson had eight during the 2013-14 campaign. Yancy Gates had a Cronin-era high 10 double-doubles during the 2011-12 season.
- » Gates leads all players during the Cronin era with 23 career double-doubles followed by Clark (10), Ellis (9), Jackson (8) and John Williamson (8).

WHO CARES WHO GETS THE POINTS?

- » Cincinnati continues its balanced-attack on the offensive end again this season. Eight players are averaging at least 5.6 points with three - Troy Caupain (12.4), Gary Clark (10.8) and Farad Cobb (10.8) - averaging double figures.
- » The Bearcats have placed at least three players in double figures in 27 of 30 games this season. UC has had at least four players in double figures in 11 games and placed a Cronin-era record eight players in double figures against Robert Morris (11/15).
- » For the second consecutive year, seven different players have led the Bearcats in scoring in at least one game during the season.
- » The American has recognized six different UC players for weekly awards this season.
- » All 11 players put their names in the scoring column in two games this season - vs. Arkansas-Pine Bluff (11/22) and vs. Tulane (1/24).
- » Bearcat reserves have combined to score 28 or more points in 12 games this season and have outscored opponents' bench players in 18 of 30 games to date.
- » Eight Bearcats are averaging at least 14.2 minutes.

CAUPAIN IS STEADY AT THE POINT

- » Troy Caupain, a junior who turned 20-years old at the end of November, enters the weekend ranked among The American's leaders in assist-to-turnover ratio (second at 2.6), assists (third at 4.8), free throw percentage (eighth at .780), steals (14th at 1.1) and scoring (18th at 12.4).
- » Caupain closed out the month of February averaging a team-high 15.1 points and 6.1 assists. He handed out 43 assists to only 13 turnovers while averaging 36.4 minutes.
- » Caupain has 145 assists this season, the most by a Bearcat since Cashmere Wright dished out a Mick Cronin-era record 169 during the 2011-12 campaign.
- » Caupain scored a career-high 27 points on 9-of-14 shooting with four three-pointers, four assists and only one

turnover in 38 minutes in Saturday's 65-56 win at East Carolina. It marked the most points scored by a Bearcats player since Sean Kilpatrick netted 34 against Memphis on March 6, 2014 at Fifth Third Arena.

- » He registered his first career double-double with a game-high 18 points with four threes and a career-best 10 assists against USF (2/4). He also produced 25 points on 9-of-16 shooting against Memphis (1/21). He went 4 of 4 from the free-throw line inside the final 1:08 of the game.
- » Caupain has scored in double figures in 19 of the last 27 games. He has led the Bearcats in scoring in a team-high 13 games this season.
- » Caupain has committed more turnovers than handed out assists in only three games this season.
- » He has started 63 of 64 games since the beginning of his sophomore season (2014-15).
- » Caupain was named to the Barclays Center Classic All-Tournament Team and tabbed The American's Player of the Week (11/30) after averaging a team-high 16.0 points with eight threes, four steals and seven assists with only two turnovers in 96 minutes of play in wins over Southeastern Louisiana (11/24), Nebraska (11/27) and George Washington (11/28).

TOP FACILITATOR

- » Troy Caupain enters Sunday averaging 4.8 assists. It's the highest average by a Bearcat since Taron Barker (5.0 in 2002-03).
- » Deonta Vaughn's 4.7 assists average during the 2008-09 campaign is highest by a UC player during the Mick Cronin coaching era.
- » Oscar Robertson owns the school record with 7.3 assists per game during the 1959-60 season.

CRONIN CLAIMS 200TH WIN AT CINCINNATI

- » Head coach Mick Cronin earned his 200th win at Cincinnati in a 97-75 home win over Tulane (1/24).
- » Following the game, he was presented the game ball by UC Director of Athletics Mike Bohn and former Bearcats great Kenyon Martin, who was visiting Cincinnati.
- » Now with 206 wins, he ranks second only to Bob Huggins (399) for most victories at Cincinnati.
- » Only one other active American Athletic Conference coach has 200 or more victories at his current institution. Temple's Fran Dunphy enters the week with a 212-118 record in his 10th season with the Owls.
- » Cronin owns a 206-127 mark in 10 seasons at his alma mater and a 273-151 record in his 13th season overall as a head coach.
- » He also ranks as the winningest coach in the nation among active coaches his age (44) or younger and is listed among the top-10 most successful active coaches under the age of 50.

MOST COACHING VICTORIES AT CINCINNATI

Name	Record (Years)
Bob Huggins	399-127 (1990-2005)
Mick Cronin	206-127 (2007-Present)
George Smith	154-56 (1953-1960)
Gale Catlett	126-44 (1973-1978)
Tay Baker	125-60 (1966-1972)



FIFTH THIRD ARENA RENOVATION APPROVED

CINCINNATI - The University of Cincinnati Board of Trustees approved on Dec. 15 an \$87-million, privately funded renovation of Fifth Third Arena, home of the Bearcats men's and women's basketball and volleyball teams.

"It's a transformational day for UC Athletics and the University," Director of Athletics Mike Bohn said. "We are inspired by the passionate engagement from the Board of Trustees, campus leadership and key constituents who are making a bold commitment to our athletic program and the campus community."

"The cost of the project has grown due to complexities associated with renovating a 26-year-old building in line with our plan to construct a state-of-the-art arena that will be among the finest on-campus facilities in the nation."

Construction is scheduled to begin in April 2017 and be completed in fall 2018.

"Our entire University has grown and transformed into one of the best in the country over the past 15 years, both academically and aesthetically," Men's Basketball Head Coach Mick Cronin said. "This arena will be awesome. The planning has been meticulous and the first-class, new design is as good as I've seen across all of college basketball. This building is about our future and is a testament to the commitment our University and donors have toward our programs. Today is a great day if you love Bearcats Basketball."

The board previously approved \$2.2-million for the completion of the design development phase by Populous/Moody Nolan that resulted in the current detailed timeline.

Proposed improvements to the facility, built in 1989 and originally named the Myrl H. Shoemaker Center, include: the creation of a 360-degree seating bowl, new HD scoreboard, ribbon boards, sound system, an LED lighting system which will allow for enhanced gameday presentation, new restroom and concession facilities, a new upper-level concourse with its own fan amenities, expanded food and beverage options and a new main entrance and plaza with centralized ticketing and guest services. The renovated arena also will feature upgraded locker room spaces, expanded premium seating options, including a courtside club, arena club and concourse club as well as enclosed suites, loge seating, a new Bearcats Lounge and super suites.

"We have strong commitments through the silent giving phase, including long-term suite agreements," Bohn said. "We anticipate a continued high degree of interest from all levels of our loyal fan base."

Those interested in making a gift to the construction of the arena should contact the UCATS office at 513-556-0735.

Men's and women's basketball and volleyball home events will be conducted off campus during the 2017-18 season while construction is underway.

NO LIMITS IN COBB CITY

- » Farad Cobb had started 37 consecutive games dating back to Feb. 21, 2015 at Houston before missing each of the last two games due to injury.
- » Cobb enters the weekend ranked among The American leaders in three categories: steals (tied for third at 1.4), three-pointers made (fourth at 2.4) and three-point shooting percentage (eighth at .402).
- » Cobb, who ranks third on the team in scoring at 10.8 points, has scored in double figures 18 times this season. He has tallied 20 or more points four times.
- » Cobb has been named to The American's Weekly Honor Roll three times this season, mostly recently on Jan. 4.
- » The senior guard scored a season-high 21 points with five three-pointers on 8-of-14 shooting from the field with four rebounds and two assists against Tulsa (1/2).
- » Earlier this season, he posted back-to-back 20-point efforts against Bowling Green (Nov. 18) and Arkansas-Pine Bluff (Nov. 22). He became the first player to score 20 or more points in consecutive games since Sean Kilpatrick tallied more than 20 points in three consecutive games during his senior season of 2013-14.

THOMAS' LONG TENURE AT CINCINNATI

- » Shaq Thomas, who has sat out three of the last eight games due to injury, is winding down his fifth season at Cincinnati looking to finish his career among the program's leaders in games played. He redshirted the 2011-12 campaign.
- » Thomas, who suffered a foot and ankle injury in the second half at UConn (1/28) and a groin injury against the Huskies (2/20) in Cincinnati, enters Sunday's game having seen action in 128 games as a Bearcat and needs to play in two more contests to finish among the top 10 players in games played in program history.
- » Thomas was named to The American's Weekly Honor Roll (Jan. 25) after averaging a team-high 17.5 points while shooting 73.7 percent (14 of 19) from the field to go with 5.0 rebounds for the Bearcats.
- » Thomas paired together the most productive games of his career three weeks ago, posting a career high with 18 points on 8-of-11 shooting from the field while grabbing six rebounds in UC's 76-72 home win over Memphis (1/21). He poured in a team-high 17 points in 19 minutes, making 6 of 8 field goal attempts, including a pair of threes in the Bearcats' 97-75 home win over Tulane (1/24).
- » Thomas was enjoying his best season as a Bearcat prior to his injury. He is averaging 6.4 points and 3.9 rebounds.
- » He has started 80 of his 94 games played since the beginning of the 2013-14 campaign.
- » As a redshirt senior, Thomas has seen the Bearcats compete in four NCAA tournaments (including the 2012 Sweet 16 [redshirt season]) and win a share of the 2013-14 American regular-season championship. UC has won more than 90 games during his playing career.

CAREER GAMES PLAYED

GMS	PLAYER	YEARS
140	Sean Kilpatrick	2011-2014
139	Cashmere Wright	2010-2013
137	Dion Dixon	2009-2012
136	Justin Jackson	2011-2014
135	Steve Logan	1999-2002
132	Larry Davis	2008-2011
	Yancy Gates	2008-2012
131	Keith Gregor	1993-1996

130	Darnell Burton	1994-1997
130	Jermaine Sanders	2012-2015
129	Bobby Brannen	1995-1998
	Leonard Stokes	2000-2003
	Jason Maxiell	2002-2005
	Deonta Vaughn	2007-2010
128	Shaq Thomas	2013-Present

DEFENSIVE NUMBERS

- » The Bearcats feature one of the nation's best defenses, allowing only 61.8 points this season - ranked ninth in the country through Thursday.
- » The Bearcats also ranked nationally in total blocks (10th at 169), blocks per game (10th at 5.6), field goal percentage defense (11th at .388), total steals (25th with 238), steals per game (26th at 7.9), turnover margin (29th at 2.7) and offensive rebounds per game (27th at 13.13).
- » The Bearcats defense recorded eight or more blocks for the fifth time this season when they swatted 10 shots at UConn (1/28). The 10 blocks against the Huskies ties for the highest total this year - against Butler (12/2).
- » Cincinnati is averaging 7.9 steals per game this season, the highest by a Bearcats squad since the 1995-96 squad averaged 8.39 steals.
- » The UC defense has forced 15 or more turnovers 12 times this season. UC has registered 10 or more steals in 11 games this season.
- » The Bearcats have held their opponents under 70 points in 60 of the last 68 games dating back to the 2013-14 season and in 117 of the last 132 contests (88.6 percent) since the start of the 2012-13 campaign.
- » The Bearcats have held their opponents under 50 percent shooting from the field in 156 of 169 games (92.3 percent) dating back to the start of the 2011-12 season.
- » UC has won 61 of its last 66 when scoring 60 or more.
- » UC's 19 steals against Arkansas-Pine Bluff tied for fourth most in school history. UC held The American's leading scorer, Houston's Rob Gray, Jr. (18.6 points per game), to six points in a 70-59 win over the Cougars (1/13).
- » Seven players have at least 19 steals on the season.
- » The Bearcats are one of only six teams to rank among the nation's top-25 leaders in scoring defense each of the past three seasons.
- » UC has allowed its opponents a season scoring average of fewer than 60 points in four of the past five years.

DEFENSE WITHOUT FOULING

- » Cincinnati ranks fifth in the nation (through Thursday) for fewest fouls per game at 15.5. The Bearcats finished last season ranked 12th in the nation with 14.9 whistles called against them per contest.
- » The Bearcats committed a season-low nine fouls at East Carolina (2/27).
- » Entering the week, Cincinnati was one of seven teams in the nation ranked among the top 25 in both scoring defense and fewest fouls per game. The Bearcats are the only team ranked in the top 10 in both categories.

(NCAA STATISTICS THROUGH THURSDAY)

Team	Scoring	Defense (Rank)/Fouls Per Game (Rank)
UNI	63.6 (20th)/15.2 (2nd)	
Cincinnati	61.8 (9th)/15.5 (5th)	
SMU	63.5 (19th)/15.6 (6th)	
New Mexico State	64.1 (22nd)/15.7 (11th)	
St. Mary's (Calif.)	60.4 (5th)/15.7 (10th)	
Stony Brook	63.1 (13th)/15.9 (14th)	
Clemson	64.2 (24th)/16.4 (20th)	

BEARCATS ON THE RUN

- » Cincinnati has strung together several impressive runs in nearly every game this season:

NOTABLE BEARCAT RUNS

OPPONENT	RUN	HALF
Western Carolina (11/13)	11-1	First
	11-2	Second
Robert Morris (11/15)	31-4	First
	30-4	Second
at Bowling Green (11/18)	26-4	Second
Arkansas-Pine Bluff (11/22)	21-2	First
SE Louisiana (11/24)	10-2	First
vs. Nebraska (11/28)	10-2	Second
vs. George Washington (11/29)	11-3	First
Butler (12/2)	10-2	First
Morgan State (12/6)	22-4	First
at Xavier (12/12)	10-0	Second
Norfolk State (12/15)	15-0	First
	14-0	Second
at VCU (12/19)	9-2	Second
Iowa State (12/22)	11-1	Second
Tulsa (1/2)	18-2	First
at USF (1/10)	19-6	Second
Houston (1/13)	12-0	First
Houston (1/13)	11-3	Second
Memphis (1/21)	10-0	First
Tulane (1/24)	16-0	First
Tulane (1/24)	23-6	Second
at UConn (1/28)	9-0	Second
USF (2/4)	15-0	Second
USF (2/4)	11-2	Second
at Memphis (2/6)	11-2	Second
at Memphis (2/6)	16-6	Second
at UCF (2/9)	16-5	Second
at UCF (2/9)	18-3	Second
East Carolina (2/13)	10-1	Second
at Tulsa (2/18)	9-2	First
UConn (2/20)	14-4	First
UConn (2/20)	15-4	Second
at East Carolina (2/27)	20-5	First
at Houston (3/3)	9-2	First

TIP INS

- » Gary Clark and Octavius Ellis are the only duo in The American to rank among the top 10 leaders in rebounds, blocks and field-goal percentage.
- » UC enters the weekend averaging 7.7 three-pointers per game, second in The American and the second most in school history behind the 1993-94 squad, who averaged 7.9 threes. The Bearcats' .352 three-point shooting percentage this season ranks as the highest of the Cronin era and best since the 2003-04 Bearcats shot 38.7 percent from beyond the arc.
- » Cincinnati's 15.8 assists per game average is its highest since the 2003-04 campaign (16.2).
- » The Bearcats have handed out 20 or more assists seven times this season: 32 vs. Robert Morris [11/15], 25 vs. Morgan State [12/6], 20 vs. Norfolk State [12/15], 20 vs. Tulsa [1/2], 21 vs. Tulane [1/24], 21 vs. USF (2/4) and 21 vs. East Carolina [2/13]. Last season, UC posted 20 or more assists only once (vs. UCF, 2/25/15).
- » Cincinnati's 31-point win (88-57) over USF (2/4) tied for the Bearcats' largest margin of victory in an American Athletic Conference game. The Bearcats defeated Temple 84-53 at Fifth Third Arena on Jan. 17, 2015.

- » The Bearcats tied a season low with only seven turnovers against USF (2/4). UC also had seven turnovers against Houston (1/13).
- » The Bearcats have been out-rebounded by their opponents only four times this season (Houston 40-38 on 1/13 and Memphis twice: 35-29 on 1/21 and 49-38 on 2/6 and at Tulsa 42-41 on 2/18). Cincinnati is 2-2 in those games.
- » In six of its nine losses this season - Butler, Iowa State, Temple (twice) at SMU and at Tulsa - Cincinnati has held the lead at some point within the last five minutes of the game or in overtime. UC led Butler 73-72 with 1:11 to go before falling 78-76. The Bearcats led Iowa State 79-78 with 33 seconds left before dropping an 81-79 decision. UC also led Temple 63-62 with 5:05 to go in Cincinnati (12/29) before falling 77-70. UC led at No. 15 SMU 55-48 with 4:10 left before suffering a 59-57 setback. The Bearcats fought back from a five-point deficit with 3:31 to go in regulation at Temple (1/16). They had a one-point lead in the first overtime (60-59 with 46 seconds left) and a three-point lead in the second overtime (65-62 with 1:58 left) before falling to the Owls 67-65 [201]. The Bearcats rallied from a 15-point halftime deficit at Memphis (2/6), trimming the deficit to 56-55 with 1:52 left before falling 63-59. UC led at Tulsa 64-62 with 3:48 left in overtime before falling 70-68 on Feb. 18.
- » UC was ranked for six consecutive weeks from Nov. 23 through Dec. 28, climbing as high as No. 17 in both polls on Nov. 30. It marked the highest ranking in the AP poll since the of the 2013-14 campaign (ranked No. 13).
- » Cincinnati has been ranked in the AP poll at some point in five of the last six seasons, climbing as high as No. 7 during the 2013-14 campaign. The Bearcats were ranked for 13 weeks in both the AP and USA polls during the 2012-13 season - a Mick Cronin coaching-era high.
- » Octavius Ellis was named the MVP of the Barclays Center Classic (Nov. 28) while Troy Caupain was selected to the all-tournament team. Ellis averaged 10.5 points and 8.0 rebounds in Brooklyn. Caupain averaged 16.5 points and hit six threes in two games in Brooklyn.
- » The Bearcats attempted a school-record 59 free throws against Arkansas-Pine Bluff (11/22) and 41 free throws - one shy of matching the school mark. Both marks were conference records.

FIFTH THIRD ADVANTAGE

- » Cincinnati is 46-7 at Fifth Third Arena since the start of the 2013-14 season. The Bearcats were 15-3 at home last season and 18-1 in 2013-14.
- » The Bearcats are 23-3 at Fifth Third Arena in American Athletic Conference games.
- » UC is 367-79 (.823) all time in Fifth Third Arena, home of the Bearcats since the 1989-90 campaign. UC is 131-45 (.744) at the facility during the Mick Cronin coaching era.
- » The Bearcats finished the 2013-14 home slate 18-1 at home, tying for the second-most single-season wins in the arena since UC was 18-2 in 1993-94. The arena record was set in 1997-98 (19-1).
- » UC won its first 17 home games in 2013-14 - the best start in Fifth Third Arena history - before dropping a 58-57 decision to then-No. 11 Louisville on Feb. 22, 2014.

CUMBERLAND AND BROOKS

SIGN WITH CINCINNATI

- » Guard Jarron Cumberland and center Nysier Brooks (naheer) signed national letters of intent to attend the University of Cincinnati and play basketball for the Bearcats beginning with the 2016-17 season.
- » Cumberland, a 6-foot-5, 215-pound guard from Wilmington, Ohio, averaged 24.5 points, 7.5 rebounds and 3.3 assists as a junior at Wilmington High School last season. He helped lead the Hurricane to a 24-2 record while earning First Team Associated Press Division I All-Ohio accolades a year ago.
- » Cumberland has been evaluated as a four-star prospect and ranks among the top 100 players in the nation according to Rivals, ESPN, Scout and 247 Sports. He averaged 17.8 points, 5.4 rebounds, 2.0 assists and 1.8 steals during AAU action with King James (Ohio) this summer, later earning Third Team All-Peach Jam honors during Nike EYBL action.
- » "Jarron is a great young man from a wonderful family and is one of the best guards in the country," Cronin said. "He has size and skill, but what I love most about him is his toughness. He is a real competitor. We are very excited to sign the best player in Ohio, in my opinion. Jarron already bleeds Red and Black and our fans will love him."
- » Brooks, a 6-foot-10, 235-pound center from Philadelphia, Pennsylvania, posted double-double numbers at Life Center Academy (Burlington, New Jersey) last season, averaging 14 points and 12 rebounds to go along with four blocks. A three-star prospect according to all recruiting sites, Brooks is attending Advanced Prep International (API) in Dallas, Texas, during the 2015-16 academic year.
- » "Nysier is a special young man," Cronin said. "He has a maturity level that I've rarely seen in a high school player. He plays to win first and is all about what's best for the team. He has great size and toughness and is a very important recruit for us considering that Coreontae (DeBerry) and Octavius (Ellis) graduate this year. Nysier is the perfect fit for our program and we are very excited he will be a Bearcat."

BEARCAT POINTS OF PRIDE

- » Cincinnati is one of 11 teams to make the NCAA tournament each of the past five seasons along with Duke, Gonzaga, Kansas, Louisville, Michigan State, North Carolina, Ohio State, San Diego State, VCU and Wisconsin.
- » The Bearcats are one of only six teams to rank among the nation's top-25 leaders in scoring defense each of the past three seasons.
- » The Bearcats are seeking the program's 30th NCAA tournament appearance this season. Only 18 teams in the nation enter the year with at least 30 trips to the Big Dance.
- » Cincinnati entered the season ranked 20th in the nation for most victories in program history with 1,705.
- » UC has won at least 22 games in each of the last five seasons, including a high mark of 27 victories during the 2013-14 season.
- » Cincinnati returns at least 88 percent of its scoring, field goals, rebounds, steals and blocks from last season.
- » Mick Cronin ranks as the winningest coach in the nation among active coaches his age (44) or younger and is listed among the top-10 most successful coaches under the age of 50.

CINCINNATI TRADITION - BY THE NUMBERS

- » 2 National Titles (1961, 1962)
- » 6 Final Fours (1959-63, 1992)
- » 8 Elite Eights (Last: 1996)
- » 10 Sweet Sixteens (Last: 2012)
- » 29 NCAA Tournament Appearances
- » 19 NCAA Tournament Appearances since 1992
- » 10 NIT Appearances
- » 28 Conference Regular-Season Titles (Last: 2014)
- » 10 Conference Tournament Titles (Last: 2004 [C-USA])
- » 1,726 all-time wins (20th most in nation)
- » 30 All-Americans (Last: Sean Kilpatrick [2014])
- » 75 All-Conference Selections
- » (Last: Octavius Ellis [2015])
- » 56 NBA Draft Picks (Last: Lance Stephenson [2010])
- » 49 members of 1,000-point club (T-9th most in nation)
- » 394 weeks ranked in AP Top 25 (12th most in nation)
- » 203 weeks ranked in AP Top 10
- » 45 weeks ranked No. 1
- » 2 Members of National Basketball Hall of Fame
- » Jack Twyman & Oscar Robertson
- » 2 Olympic Gold Medalists
- » Robertson (1960) & George Wilson (1964)

SINCE THE START OF 2010-11

- » Following are some of the Bearcats' accomplishments since the start of 2010-11:
- » Compiled a 145-57 overall mark.
- » Registered five 20-win seasons and three years with at least 26 victories.
- » Participated in the NCAA Tournament each season and advanced to the NCAA Sweet 16 in 2012.
- » Won a share of the 2013-14 American Athletic Conference regular-season championship (with Louisville).
- » Appeared in the 2012 BIG EAST Championship title game.

-GoBearcats.com-



THE CRONIN FILE

- » **Hometown:** Cincinnati, Ohio
- » **Alma Mater:** Cincinnati '97
- » **Family:** daughter, Samantha

COACHING EXPERIENCE

- » **1998-2001:**
Assistant Coach, Cincinnati
- » **2002-2003:**
Associate Head Coach, Louisville
- » **2004-2006:**
Head Coach, Murray State
- » **2007-Present:**
Head Coach, Cincinnati

AWARDS

- » 2014 American Athletic Conference Coach of the Year
- » 2014 NABC District 25 Coach of the Year
- » 2014 Finalist for USBWA Henry Iba Award
- » 2006 Ohio Valley Conference Coach of the Year

NOTES & ACCOMPLISHMENTS

- » Cronin ranks as the nation's winningest college basketball coach age 44 or younger entering the 2015-16 campaign.
- » Cincinnati has compiled 145 wins since the start of 2010-11 season with five 20-win seasons, including three years with at least 26 victories.
- » The Bearcats are one of only 11 programs in the nation to appear in each of the last five NCAA Tournaments.
- » Cincinnati has ranked among the nation's top 25 defenses each of the last three seasons in scoring defense, field-goal percentage defense and blocks per game.
- » The Bearcats claimed the 2014 American Athletic Conference regular-season crown.
- » Murray State won the 2004 Ohio Valley Tournament crown and the 2006 OVC regular-season and tournament title.
- » Cronin has directed seven teams to the NCAA Tournament as a head coach and advanced 14 teams to the Big Dance as a head coach or assistant.

CINCINNATI HEAD COACH MICK CRONIN

Adversity tends to bring out one's true colors – even with a college basketball program. And when Mick Cronin was forced to sit out most of the 2014-15 campaign for precautionary reasons due to a vascular condition known as arterial dissection, fans quickly learned the wherewithal of Cincinnati basketball.

A young team without any returning starters from the previous season overcame the loss of its head coach, won 23 games and managed to reach the NCAA tournament for a fifth consecutive year. But more importantly, the group's determination, toughness and togetherness illustrated the winning culture that has grown under Cronin's leadership.

Ever since Cronin was named head coach in March 2006, the Cincinnati native and UC alumnus has displayed a steadfast determination to return the Bearcats to national prominence. Facing a rebuilding job that started with a roster featuring only one returning letterman, Cronin's commitment never wavered. Even while competing within arguably the sport's toughest league ever organized – the old BIG EAST Conference.

Despite the surroundings, Cincinnati began the retooling process, becoming the only program from a major conference to improve its win total every season from 2007 to 2011, building from 11 wins in 2007 to 26 victories and a return to the NCAA tournament in 2011.

Now a fixture at the Big Dance, Cincinnati can include itself on an elite list of 11 programs appearing in each of the last five NCAA tournaments, along with Duke, Gonzaga, Kansas, Louisville, Michigan State, North Carolina, Ohio State, San Diego State, VCU and Wisconsin.

FIVE CONSECUTIVE TRIPS TO THE NCAA TOURNAMENT

2014-15: A young, inexperienced group of newcomers and role players overcame the loss of its head coach due to health reasons and banded together to register a 23-11 mark and advance to the program's first third-round NCAA tournament appearance since 2012. UC finished third in the conference but swept league-winner SMU and registered a victory at second-place Tulsa (in the only meeting between the schools) to secure the school's fifth consecutive NCAA tournament invite. The Bearcats outlasted Purdue 66-65 in overtime in the second round of the NCAA tournament before falling to previously unbeaten Kentucky, 64-51.

2013-14: Cincinnati won a share of the inaugural American Athletic Conference regular-season crown, the program's first conference title since 2003-04, behind the efforts of AP All-American Sean Kilpatrick and league defensive player of the year Justin Jackson. Kilpatrick led The American with 20.6 points per game and Cronin was named The American's Coach of the Year in leading UC to a 27-7 record – its most wins since 2001-02. The Bearcats strung together 15 consecutive wins, including their first 11 league games. UC was listed among the top 15 teams in the AP poll during each of the last eight weeks of the regular season, climbing as high as seventh.

2012-13: Senior Cashmere Wright fought through nagging injuries and, along with fellow senior JaQuon Parker and junior Sean Kilpatrick, helped lead the Bearcats to a 22-12 overall record and third consecutive NCAA tournament appearance. Wright finished his career as UC's all-time steals leader (198) and Cronin claimed his 200th career coaching win. The Bearcats ranked sixth nationally with 6.1 blocks per game.

2011-12: Cincinnati advanced to the NCAA Sweet 16, registered 26 wins for the second consecutive season and defeated a school record eight nationally ranked teams, including No. 2 Syracuse in the semifinals of the BIG EAST Championship. The Bearcats posted a school-record 12 wins in the BIG EAST en route to tying for fourth place in the league standings and finishing as runners up in the league tournament. Yancy Gates capped off his career as one of only six players in program history to compile more than 1,400 points and 900 rebounds. The Bearcats outlasted Texas and Florida State before falling to Ohio State in the NCAA tournament.

2010-11: Cincinnati won its first 15 games of the season and closed strong with five victories in its last six regular-season contests to secure its first NCAA tournament appearance since 2005. Yancy Gates led the Bearcats with 11.9 points and 6.9 rebounds and Sean Kilpatrick was named to the BIG EAST All-Rookie team. UC defeated Missouri 78-63 before falling to eventual national champion UConn 69-58 in the third round of the NCAA tournament. The Bearcats finished 26-9 overall.

Cronin has guided Cincinnati to 145 wins since the start of the 2010-11 season, highlighting one of the most successful periods in program history with five 20-win seasons, including three years with at least 26 victories.

Tenacious defense and continuous all-out effort reflect the Bearcats' standard. Cincinnati is one of only six programs in the nation to rank among the top 25 in scoring defense in each of the last three seasons, joining Florida, Louisville, N.C.

Central, Wofford and Wyoming. The Bearcats allowed only 55.8 points a game in 2014-15, the third fewest in school history (since 1960).

You can also find Cincinnati's name listed among the top 25 teams in field-goal percentage defense and blocks per game in each of the last three seasons. The 2012-13 Bearcats squad set Cronin-era high marks, ranking 14th in shooting defense (.387) and sixth in blocks (6.1).

In 10 seasons at Cincinnati, Cronin has compiled a 206-127 mark and owns a 275-151 record in his 13th year overall as a college head coach.

PRIOR TO CINCINNATI

Success seems to follow Cronin, who came to Cincinnati after serving three years as head coach at Murray State (2004-06). As mentor of the Racers, Cronin compiled a 69-24 overall record while earning a pair of NCAA tournament berths.

In his debut season as head coach, Cronin directed Murray State to a school-best 28-6 record, the Ohio Valley Conference Tournament championship and an NCAA tournament appearance. His 28 wins were the sixth most in NCAA history for a first-year head coach at the time. He earned OVC Coach of the Year honors two seasons later, guiding Murray State to another OVC regular-season title, league tournament crown and NCAA tournament appearance with a 24-6 mark in 2005-06.

Prior to Murray State, Cronin built a sterling reputation for his ability to evaluate and recruit top talent. In his stint at UC as an assistant coach for Bob Huggins from 1997-2001, Cronin recruited several top players, including NBA Draft selections Steve Logan (Golden State); DerMarr Johnson (Atlanta); Pete Mickeal (Dallas); Kenny Satterfield (Dallas); and Jason Maxiell (Detroit).

Following the 2000-01 season, Cronin became the associate head coach and recruiting coordinator at Louisville, under Rick Pitino. In his first year, Cronin helped attract a top-10 ranked recruiting class.

COMMUNITY INVOLVEMENT

Cronin's passion for success on the court also carries over to the local community where he is committed to making a difference. He currently serves as a board member on the American Cancer Society's Coaches vs. Cancer of Southwest Ohio chapter.

He also assists with a major fundraising event - Soul of the City Soiree - for Our Daily Bread that has generated more than \$100,000 each of the past four years to assist the soup kitchen and community center in Cincinnati.

Cronin also annually speaks with the Young Executive Group of the Catholic Inner-City Schools Education (CISE) Fund. The group raises money from area corporations to help give children from low income urban settings the opportunity to attend Catholic schools.

During the 2013-14 season, Cronin also wrote a column in the Cincinnati Enquirer highlighting the dangers of texting while driving as part of the AT&T sponsored "It Can Wait" campaign. He spotlighted the campaign again during an on-campus awareness event in October 2014.

PATH TO COACHING

Cronin has long held great pride in the Queen City, the University of Cincinnati and the sport of basketball. As a child growing up on the west side of town, he used to follow his father Harold "Hep" Cronin -- a highly successful local high school coach with more than 400 career wins -- around the gyms of Cincinnati. A product of LaSalle High School, Cronin had his playing career end sooner than expected due to a knee injury in high school.

That didn't stop his desire to find his place in basketball. While completing his undergraduate degree at UC, Cronin served as assistant varsity coach and head junior varsity coach at Woodward High School. He helped develop six players who went on to play Division I college basketball, including former Bearcat Damon Flint, who ranks among the top 25 scorers in program history.

Cronin made the jump from high school to college coaching during the 1996-97 season joining Huggins as video coordinator at UC. A year later, Cronin was elevated to an assistant coach for the Bearcats, setting the stage for his long tenure in college basketball.

Cronin resides in Cincinnati with his nine-year old daughter, Samantha.



CRONIN'S YEARLY COACHING RECORD

SEASON	SCHOOL (CONF.)	POSITION	RECORD/CONF.	POSTSEASON (RECORD)
1996-97	Cincinnati (C-USA)	Video Coordinator		
1997-98	Cincinnati (C-USA)	Asst. Coach	27-6/14-2	NCAA West Regional (1-1)
1998-99	Cincinnati (C-USA)	Asst. Coach	27-6/12-4	NCAA East Regional (1-1)
1999-00	Cincinnati (C-USA)	Asst. Coach	29-4/16-0	NCAA South Regional (1-1)
2000-01	Cincinnati (C-USA)	Asst. Coach	25-10/11-5	NCAA West Regional Semis (2-1)
2001-02	Louisville (C-USA)	Assoc. Head Coach	19-13/8-8	NIT (1-1)
2002-03	Louisville (C-USA)	Assoc. Head Coach	25-7/11-5	NCAA East Reg. (1-1)
2003-04	Murray State (OVC)	Head Coach	28-6/14-2	NCAA Atlanta Reg. (0-1)
2004-05	Murray State (OVC)	Head Coach	17-11/11-5	---
2005-06	Murray State (OVC)	Head Coach	24-7/17-3	NCAA Washington Reg. (0-1)
MURRAY STATE TOTALS		3 years	69-24/42-10	.742/.808
2006-07	Cincinnati (BIG EAST)	Head Coach	11-19/2-14	---
2007-08	Cincinnati (BIG EAST)	Head Coach	13-19/8-10	Col. Basketball Invit. (0-1)
2008-09	Cincinnati (BIG EAST)	Head Coach	18-14/8-10	---
2009-10	Cincinnati (BIG EAST)	Head Coach	19-16/7-11	NIT (1-1)
2010-11	Cincinnati (BIG EAST)	Head Coach	26-9/11-7	NCAA Third Round (1-1)
2011-12	Cincinnati (BIG EAST)	Head Coach	26-11/12-6	NCAA East Regional Semis (2-1)
2012-13	Cincinnati (BIG EAST)	Head Coach	22-11/9-9	NCAA Second Round (0-1)
2013-14	Cincinnati (American)	Head Coach	27-7/15-3	NCAA Second Round (0-1)
2014-15	Cincinnati (American)	Head Coach	23-11/13-5	NCAA Third Round (1-1)
2015-16	Cincinnati (American)	Head Coach	21-9/11-6	
CINCINNATI TOTALS		10th year	206-127/96-81	.619/.542
HEAD COACHING TOTALS		13th year	275-151/139-91	.646/.604

CRONIN'S RECORD AGAINST ALL OPPONENTS

SCHOOL	W-L	SCHOOL	W-L	SCHOOL	W-L
Alabama	1-0	Lipscomb	1-0	Southern Miss	1-0
Alabama State	1-0	Louisville	5-7	South Carolina Upstate	1-0
Appalachian State	1-0	Marquette	3-4	South Dakota	1-0
Arkansas-Little Rock	1-0	Marshall	1-1	St. Francis (Pa.)	2-0
Arkansas-Pine Bluff	3-0	Maryland	1-0	St. John's	5-6
Arkansas Tech	1-0	Maryland Eastern Shore	1-0	St. Mary's (Calif.)	0-1
Austin Peay	4-1	Memphis	4-5	Stony Brook	1-0
Belmont	0-1	Miami (Ohio)	5-0	Syracuse	2-6
Bowling Green	1-1	Middle Tennessee	2-0	Texas	1-0
Bradley	0-1	Mississippi State	1-0	TCU	1-0
Butler	0-1	Mississippi Valley State	1-0	Temple	4-3
Cal-State Bakersfield	1-0	Missouri	1-1	Tennessee	0-1
Cal-Davis	1-0	Morehead State	8-0	Tennessee State	5-1
Campbell	2-0	Morgan State	1-0	Tennessee Tech	3-2
Campbellsville	1-0	Mount St. Mary's	1-0	Tennessee-Martin	9-0
Central Michigan	1-0	Nebraska	2-1	Texas A&M-CC	1-1
Charleston Southern	1-0	New Mexico	0-2	Texas-San Antonio	2-0
Chicago State	3-0	Norfolk State	1-0	Texas Southern	2-0
Cincinnati	0-1	North Carolina	0-1	Toledo	2-0
Coastal Carolina	2-0	North Carolina A&T	1-0	Tulane	2-1
Creighton	0-1	North Carolina Central	2-0	Tulsa	2-1
Dayton	1-1	NC State	3-1	UAB	1-4
Delaware State	2-0	Northwestern State	1-0	UCF	5-0
DePaul	6-3	Notre Dame	3-7	UConn	8-11
East Carolina	3-1	Oakland	1-0	UMass Lowell	1-0
Eastern Illinois	6-1	Ohio	0-1	UNLV	1-0
Eastern Kentucky	6-1	Ohio State	0-2	USC Upstate	2-0
Fairfield	1-0	Oklahoma	2-0	USF	10-4
Florida A&M	1-0	Ole Miss	0-1	Utah Valley	1-0
Florida State	1-1	Oregon	1-0	Vanderbilt	1-0
Georgetown	6-6	Pittsburgh	4-8	Villanova	4-4
Georgetown College	1-0	Prairie View A&M	1-0	VCU	1-1
George Washington	1-0	Presbyterian	0-1	Wagner	2-0
Georgia	1-0	Providence	4-5	Weber State	1-0
Georgia Southern	1-0	Purdue	1-0	West Florida	1-0
Gonzaga	0-1	Radford	1-0	West Virginia	3-5
Harvard	0-1	Rice	2-0	Western Carolina	2-0
High Point	1-0	Robert Morris	1-0	Western Illinois	1-0
Houston	5-1	Rutgers	8-4	Western Kentucky	1-1
Howard	1-0	Samford	2-3	Winthrop	1-0
Illinois	0-1	San Diego State	1-0	Wofford	0-1
Illinois-Chicago	1-0	Savannah State	1-0	Wright State	3-0
Illinois State	0-1	Seton Hall	4-3	Xavier	3-7
Iowa State	1-1	SIU-Edwardsville	2-0	2015-16 opponents in boldface	
IPFW	1-0	SMU	3-2		
Jacksonville State	6-0	SE Missouri State	5-2		
Kennesaw State	1-0	Southern Illinois	1-2		
Kentucky	0-1	SE Louisiana	1-0		

CINCINNATI'S DEFENSIVE NUMBERS UNDER CRONIN

CINCINNATI'S DEFENSIVE STATISTICS DURING THE MICK CRONIN ERA (10TH SEASON; 2007-PRESENT)

YEAR	UC RECORD	OPP FGM-FGA	OPP FG%	OPP 3FGM-3FGA	OPP 3FG%	OPP PPG	GAMES ALLOWED <70 PTS	GAMES ALLOWED <60 PTS	GAMES ALLOWED <50 PTS	GAMES ALLOWED <40% FG	GAMES ALLOWED <35% FG	FORCED TURNOVERS	UC BLOCKS	UC STEALS
2006-07	11-19	685-1539	.445	231-612	.377	67.7	14	8	2	8	4	451	58	230
2007-08	13-19	717-1669	.430	209-621	.337	67.8	18	7	2	8	3	380	73	169
2008-09	18-14	752-1802	.417	186-581	.320	66.3	19	10	3	13	7	406	103	183
2009-10	19-16	807-1954	.413	230-676	.340	66.5	23	12	1	13	5	423	107	199
2010-11	26-9	735-1790	.411	171-529	.323	(9th) 59.6	30	18	7	17	7	492	129	258
2011-12	26-11	849-2063	.412	207-641	.323	(40th) 61.5	29	15	4	16	7	518	(44th) 170	(43rd) 298
2012-13	22-12	716-1851	(14th) .387	171-562	(34th) .304	(22nd) 59.0	30	18	3	16	9	452	(7th) 208	240
2013-14	27-7	690-1745	(19th) .395	182-568	.320	(4th) 58.4	31	19	6	19	8	485	(20th) 188	(24th) 268
2014-15	23-11	700-1804	(15th) .388	192-601	.319	(6th) 55.8	33	22	7	21	11	409	(11th) 185	222
2015-16	21-9	664-1711	.388	219-610	.359	61.8	23	14	2	19	7	416	169	238

National ranking in parentheses; Cronin-era bests in **boldface**

THE POLLS

ASSOCIATED PRESS POLL
(Feb. 29)

Rk.	Team (First Place Votes)
1	Kansas (63)
2	Michigan State (2)
3	Villanova
4	Virginia
5	Xavier
6	Oklahoma
7	Miami (Fla.)
8	North Carolina
9	Oregon
10	West Virginia
11	Louisville
12	Indiana
13	Utah
14	Maryland
15	Purdue
16	Iowa
17	Duke
18	Arizona
19	Baylor
20	Texas A&M
21	Iowa State
22	Kentucky
23	Texas
24	SMU
25	California

OTHERS RECEIVING VOTES:

Wisconsin 93, Seton Hall 60, Wichita State 43, Saint Joseph's 29, Notre Dame 14, Texas Tech 12, **Cincinnati** 4, Vanderbilt 3, Saint Mary's 3, Arkansas-Little Rock 2, Valparaiso 2, Dayton 1, Stephen F. Austin 1.

USA TODAY COACHES POLL
(Feb. 29)

Rk.	Team (First Place Votes)
1	Kansas (31)
2	Villanova
3	Michigan State (1)
4	Virginia
5	Xavier
6	Oklahoma
7	Miami (Fla.)
8	North Carolina
9	West Virginia
10	Oregon
11	Indiana
12	Maryland
13	Purdue
13	Utah
15	Iowa
16	Arizona
17	Baylor
18	Texas A&M
19	Kentucky
20	Iowa State
21	Duke
22	Texas
23	Wichita State
24	Saint Mary's
25	California

OTHERS RECEIVING VOTES:

Wisconsin 52, Notre Dame 42, Seton Hall 39, Texas Tech 36, Providence 28, Pittsburgh 17, Saint Joseph's 17, South Carolina 16, Dayton 14, Valparaiso 6, St Bonaventure 4, Colorado 2, Arkansas-Little Rock 1.

2015-16 AMERICAN ATHLETIC CONFERENCE

2015-16 AMERICAN
CONFERENCE STANDINGS (Thru March 3)

Team	AAC	Pct.	Overall	Pct.
SMU	13-4	.765	25-4	.862
Temple	13-4	.765	19-10	.677
Houston	12-6	.667	22-8	.733
Cincinnati	11-6	.647	21-9	.700
Tulsa	11-6	.647	19-10	.655
UConn	10-7	.588	20-10	.667
Memphis	7-10	.412	16-14	.533
UCF	6-11	.353	12-16	.429
East Carolina	4-13	.235	12-18	.400
USF	4-13	.235	7-23	.233
Tulane	3-14	.176	10-20	.333

2015-16 COMPOSITE SCHEDULE

DATE	TIME (ET)	TV
Saturday, March 5		
USF at Tulsa *	5 p.m.	ESPNEWS
Sunday, March 6		
SMU at Cincinnati *	Noon	CBS
UCF at UConn *	2 p.m.	ESPNU
Temple at Tulane *	2 p.m.	ESPN3
Memphis at East Carolina *	4 p.m.	CBSSN

* American Athletic Conference game

CINCINNATI IN THE AMERICAN
TEAM STATISTICS (Thru March 3)

CATEGORY	[*NATIONAL] LEAGUE RANK (STAT)
Scoring	5th (72.8)
Scoring Defense.....	[9th] 1st (61.8)
Scoring Margin	[23rd] 2nd (+11.0)
Free Throw Pct.	6th (.697)
Field Goal Pct.	6th (.438)
Field Goal Pct. Defense.....	[11th] 2nd (.388)
3-Pt Field Goal Pct.	4th (.352)
3-Pt Field Goal Pct. Defense.....	11th (.359)
Rebounding Offense.....	4th (38.9)
Rebounding Defense	2nd (33.9)
Rebounding Margin	2nd (+5.0)
Blocked Shots.....	[10th] 2nd (5.6)
Assists.....	2nd (15.8)
Steals	[26th] 1st (7.9)
Turnover Margin.....	[29th] 2nd (+2.67)
Assist-to-Turnover Ratio	[36th] 3rd (1.4)
Offensive Rebounds.....	[27th] T-2nd (13.1)
Defensive Rebounds	6th (25.8)
3-Pt Field Goals Made.....	2nd (7.7)

INDIVIDUAL STATISTICS (FINAL)

PLAYER	[*NATIONAL] LEAGUE RANK (STAT)
Scoring	
Troy Caupain	18th (12.4)
Gary Clark	28th (10.8)
Farad Cobb.....	29th (10.8)

Rebounding

Gary Clark	2nd (8.8)
Octavius Ellis	9th (7.5)

Field Goal Shooting Percentage

Octavius Ellis	5th (.554)
Gary Clark	7th (.547)

Assists

Troy Caupain	3rd (4.8)
--------------------	-----------

Free Throw Percentage

Troy Caupain	8th (.780)
--------------------	------------

Steals

Farad Cobb.....	T-3rd (1.4)
Gary Clark	T-12th (1.2)
Troy Caupain.....	14th (1.2)

Three-Point Shooting Percentage

Farad Cobb.....	8th (.402)
-----------------	------------

Three-Pointers Made

Farad Cobb.....	4th (2.4)
-----------------	-----------

Blocked Shots

Gary Clark	5th (1.5)
Octavius Ellis	6th (1.4)

Assist-Turnover Ratio

Troy Caupain	2nd (2.6)
--------------------	-----------

Offensive Rebounds

Gary Clark	[34th] 2nd (3.4)
Octavius Ellis	6th (2.9)

Defensive Rebounds

Gary Clark	4th (5.5)
Octavius Ellis	14th (4.6)

Minutes Played

Troy Caupain	10th (32.5)
--------------------	-------------

*National rankings through March 3, 2015

CINCINNATI'S WEEKLY RANKINGS

Associated Press	Week	USA Today
RV	Preseason	RV
RV	Nov. 16	RV
24	Nov. 23	24
17	Nov. 30	17
23	Dec. 7	22
23	Dec. 14	20
22	Dec. 21	21
22	Dec. 28	23
RV	Jan. 4	RV
--	Jan. 11	RV
--	Jan. 18	--
--	Jan. 25	--
--	Feb. 1	--
--	Feb. 8	--
RV	Feb. 15	--
RV	Feb. 22	--
RV	Feb. 29	--

CINCINNATI'S RECORD WHEN

	06-07	07-08	08-09	09-10	10-11	11-12	12-13	13-14	14-15	15-16	TOTAL
Home games	10-8	10-7	13-5	13-5	15-3	14-4	13-5	18-1	15-3	13-3	132-44
Away games	0-9	3-11	4-7	2-9	7-4	7-5	5-5	7-3	6-5	6-6	47-64
Neutral site games	1-2	0-1	1-2	4-2	4-2	5-2	4-2	2-3	2-3	2-0	25-19
Conference games	2-14	8-10	8-10	7-11	11-7	12-6	9-9	15-3	13-5	11-6	96-81
vs. Top 25 teams	0-4	2-5	1-7	3-6	3-7	8-4	2-8	4-2	2-1	0-3	25-47
Overtime games	2-0	1-1	2-1	0-3	1-0	1-2	2-1	0-0	2-1	0-1	11-10
Lead at halftime	6-1	10-3	11-3	13-4	25-0	18-3	15-3	23-1	17-3	18-4	255-25
Trail at halftime	4-17	3-15	6-11	4-11	0-9	7-8	7-9	1-6	5-8	1-5	38-99
Tied at halftime	1-1	0-1	1-0	2-1	1-0	1-0	0-0	3-0	1-0	2-0	12-3
Lead with 10:00 remaining	10-1	9-1	14-1	13-3	26-0	18-4	19-1	23-1	20-3	21-3	227-18
Trail with 10:00 remaining	1-18	1-18	3-13	6-11	0-9	7-7	3-9	3-6	3-8	0-5	27-104
Tied with 10:00 remaining	0-0	3-0	1-0	0-2	0-0	1-0	0-2	1-0	0-0	0-1	6-5
Lead with 5:00 remaining	9-3	11-1	17-1	18-2	25-0	19-4	19-2	26-0	24-1	18-3	186-17
Trail with 5:00 remaining	0-16	2-17	1-13	0-13	0-9	5-7	2-9	1-7	0-8	1-5	12-104
Tied with 5:00 remaining	2-0	0-1	0-0	1-1	1-0	2-0	1-1	0-0	0-2	1-1	8-6
Lead with 2:00 remaining	10-2	11-1	16-0	18-2	25-1	23-2	19-2	25-1	23-1	18-3	189-15
Trail with 2:00 remaining	0-17	1-17	2-14	1-14	0-8	3-9	1-10	2-6	1-9	2-5	13-109
Tied with 2:00 remaining	1-0	1-1	0-0	0-0	1-0	0-0	2-0	0-0	0-1	0-1	5-3
Shoot better from the field	8-2	8-3	13-1	15-4	22-0	16-2	15-1	21-0	21-3	16-4	155-20
Shoot worse from the field	3-17	5-16	5-13	4-12	4-9	8-9	4-11	6-7	2-8	5-5	46-107
Shoot 50% or better	0-2	0-0	4-1	8-1	7-0	6-0	4-0	3-0	9-1	4-1	45-6
Shoot below 50%	11-17	13-19	14-13	11-15	16-8	20-11	18-12	24-7	14-9	15-8	156-119
Opp. shoots 50% or better	1-9	0-6	0-6	0-2	2-4	1-2	0-1	1-3	0-2	2-3	7-38
Opp. shoots below 50%	10-10	13-13	18-8	19-14	22-5	24-9	22-11	25-4	22-9	18-5	193-88
Opp. shoots below 40%	7-1	6-1	9-3	10-3	17-0	15-1	16-1	17-1	16-5	16-2	129-18
Make 7 or fewer 3-pointers	10-12	8-12	7-11	13-12	21-6	12-9	12-9	22-7	20-11	8-5	132-94
Make 8 or more 3-pointers	1-7	5-7	11-3	6-4	6-4	14-2	10-3	5-0	3-0	13-4	74-34
Shoot more FTs than opp.	7-3	6-3	12-1	11-2	22-2	16-4	16-3	20-2	20-6	13-2	143-28
Out-rebound the opponent	9-5	10-11	13-4	17-8	24-3	10-4	17-8	19-4	18-8	18-5	164-60
Opponent out-rebounds UC	2-14	3-7	2-9	2-8	2-5	13-6	3-4	8-2	3-3	2-2	40-60
Same number of rebounds	0-0	0-1	3-1	0-0	0-1	3-1	2-0	0-1	1-1	1-2	10-8
Commit fewer turnovers	7-11	4-5	9-3	7-6	16-6	22-5	14-4	16-4	13-3	16-2	124-49
Commit the same or more TOs	4-8	9-14	9-11	12-10	9-2	4-3	8-7	11-3	10-8	3-6	79-72
Commit 12 or fewer turnovers	7-9	4-7	5-4	5-5	10-5	17-7	8-8	20-4	13-5	13-4	102-58
Outscore opponents' bench	6-8	8-6	15-9	19-11	24-7	13-3	11-6	17-1	14-7	14-5	141-63
1-3 point games	1-4	5-5	2-0	4-5	2-1	5-4	2-3	4-2	1-4	2-5	38-33
4-5 point games	0-1	2-1	2-1	3-2	0-2	6-0	2-2	4-1	2-1	4-1	25-12
6-10 point games	5-2	2-6	5-6	4-4	7-2	5-3	7-4	2-2	8-1	2-2	47-32
11-19 point games	4-10	3-5	4-4	4-4	8-5	4-2	6-2	9-1	7-4	6-1	55-38
20-plus point games	1-2	1-2	5-3	4-1	9-1	7-1	5-1	8-1	5-1	7-0	52-13
Score 59 or fewer points	0-9	3-7	1-6	0-7	3-8	3-7	1-9	2-7	6-11	2-4	21-73
Score 60-69 points	6-7	8-7	4-6	9-4	9-1	7-4	9-3	11-0	9-0	7-2	78-34
Score 70 or more points	5-3	2-5	13-2	10-5	14-0	16-2	12-0	14-0	8-0	12-3	106-20
Hold opp. to 50 or fewer points	3-0	3-0	4-0	1-0	7-0	3-2	4-0	7-0	9-2	4-0	45-4
Hold opp. to 51-60 points	3-4	5-1	6-2	9-2	12-1	12-3	12-4	11-3	10-3	11-1	92-24
Hold opp. to 61-70 points	3-2	5-5	5-3	7-4	5-5	10-1	4-7	7-3	4-5	3-5	53-41
Opp. scores 70-plus points	2-13	0-13	3-9	2-10	2-3	1-5	2-1	2-1	0-1	2-3	16-59
November	5-1	4-2	5-1	4-1	5-0	4-2	6-0	6-0	5-1	7-0	51-8
December	4-3	1-5	5-2	5-2	9-0	6-1	7-1	5-2	4-2	3-4	49-22
January	1-7	5-4	4-4	5-4	4-4	5-4	4-3	9-0	6-2	6-2	49-34
February	1-7	3-3	4-3	2-5	4-3	6-2	2-5	4-2	5-4	5-2	36-36
March	0-1	0-5	0-4	3-4	4-2	5-2	2-3	3-3	3-2	0-1	20-27
Monday	0-0	1-0	3-2	2-2	2-0	2-1	2-2	1-0	0-0	0-0	13-7
Tuesday	0-2	1-1	1-2	4-2	3-0	2-0	4-0	6-0	5-1	3-2	29-10
Wednesday	4-5	4-5	4-1	7-3	9-1	7-0	3-1	2-0	5-1	2-1	47-18
Thursday	0-1	0-2	3-0	1-2	3-1	3-1	1-3	5-1	3-1	3-3	22-15
Friday	1-0	1-1	0-1	0-0	1-0	4-1	1-2	2-1	2-1	2-0	14-7
Saturday	5-7	6-5	6-5	5-3	8-4	5-7	10-2	8-5	5-6	6-3	63-53
Sunday	1-4	0-5	1-3	0-4	0-3	3-1	2-1	2-0	3-1	5-0	17-22

BEARCATS STARTING LINEUPS

OPPONENT	UC STARTERS
<i>Grand Valley State (EXH.)</i>	<i>Caupain, Cobb, Thomas, Clark Ellis</i>
<i>Bellarmine (EXH.)</i>	<i>Caupain, Cobb, Thomas, Clark Ellis</i>
Western Carolina	Caupain, Cobb, Thomas, Clark Ellis
Robert Morris	Caupain, Cobb, Thomas, Clark Ellis
at Bowling Green	Caupain, Cobb, Thomas, Clark Ellis
Arkansas-Pine Bluff	Caupain, Cobb, Thomas, Clark Ellis
SE Louisiana	Caupain, Cobb, Thomas, Clark Ellis
vs. Nebraska	Caupain, Cobb, Thomas, Clark Ellis
vs. George Washington	Caupain, Cobb, Thomas, Clark Ellis
Butler	Caupain, Cobb, Thomas, Clark Ellis
Morgan State	Caupain, Cobb, Thomas, Clark Ellis
at Xavier	Caupain, Cobb, Thomas, Clark Ellis
Norfolk State	Caupain, Cobb, Thomas, Clark Ellis
at VCU	Caupain, Cobb, Thomas, Clark Ellis
Iowa State	Caupain, Cobb, Thomas, Clark Ellis
Temple	Caupain, Cobb, Evans, Clark, DeBerry
Tulsa	Caupain, Cobb, Thomas, Clark, Ellis
at SMU	Caupain, Cobb, Thomas, Clark, Ellis
at USF	Caupain, Cobb, Thomas, Clark, Ellis
Houston	Caupain, Cobb, Thomas, Clark, Ellis
at Temple	Caupain, Cobb, Thomas, Clark, Ellis
Memphis	Caupain, Cobb, Thomas, Clark, Ellis
Tulane	Caupain, Cobb, Thomas, Clark, Ellis
at UConn	Caupain, Cobb, Thomas, Clark, Ellis
USF	Caupain, Cobb, Thomas, Clark, Ellis
at Memphis	Caupain, Cobb, Thomas, Clark, Ellis
at UCF	Caupain, Cobb, Evans, Clark, Ellis
East Carolina	Caupain, Cobb, Evans, Clark, Ellis
at Tulsa	Caupain, Cobb, Thomas, Clark, Ellis
UConn	Caupain, Cobb, Thomas, Clark, Ellis
at East Carolina	Caupain, Johnson, Evans, Clark, Ellis
at Houston	Caupain, Johnson, Evans, Clark, Ellis

RECORD BY STARTING LINEUPS

UC STARTERS	RECORD
Caupain, Cobb, Thomas, Clark, Ellis	18-7
Caupain, Cobb, Evans, Clark, DeBerry	0-1
Caupain, Cobb, Evans, Clark, Ellis	2-0
Caupain, Johnson, Evans, Clark, Ellis	1-1

SPECIALTY STATISTICS

OPPONENT	RESULT	IN PAINT	OFF TO	2ND CHANCE	FAST BREAK	BENCH
Western Carolina		26	16	10	4	26
at Cincinnati	W, 97-72	54	21	20	15	34
Robert Morris		14	10	4	10	21
at Cincinnati	W, 106-44	52	36	13	22	57
at Bowling Green		14	7	2	8	19
Cincinnati	W, 83-50	28	22	10	11	35
Arkansas-Pine Bluff		24	9	10	8	30
at Cincinnati	W-99-50	30	44	21	17	45
Southeastern Louisiana		18	16	8	0	10
at Cincinnati	W, 64-49	22	20	11	9	27
Nebraska		26	14	6	6	11
vs. Cincinnati	W, 65-61	26	9	22	2	14
George Washington		16	15	8	2	8
vs. Cincinnati	W, 61-56	24	3	12	0	17
Butler		30	16	5	4	21
at Cincinnati	L, 76-78	30	5	7	4	28
Morgan State		28	14	17	9	16
at Cincinnati	W, 87-66	50	23	26	11	29
at Xavier		34	19	14	11	17
Cincinnati	L, 55-65	24	11	8	4	10
Norfolk State		22	10	4	13	32
at Cincinnati	W, 75-59	24	18	23	2	17
at VCU		22	15	9	2	7
Cincinnati	W, 69-63	16	12	11	4	18
Iowa State		28	12	26	12	12
at Cincinnati	L, 79-81	34	3	22	0	28
Temple		22	9	19	2	24
at Cincinnati	L, 70-77	30	12	16	12	25
Tulsa		24	14	14	12	7
at Cincinnati	W, 76-57	20	16	19	9	30
at SMU		24	11	12	2	8
Cincinnati	L, 57-59	28	13	16	0	13
at USF		28	6	3	4	14
Cincinnati	W, 54-51	18	21	15	2	12
Houston		16	9	14	14	28
at Cincinnati	W, 70-59	30	18	17	0	28
at Temple		26	17	13	8	23
Cincinnati	L, 65-67 (2 OT)	36	8	16	4	16
Memphis		24	10	7	9	45
at Cincinnati	W, 76-72	38	16	9	6	13
Tulane		20	7	12	2	26
at Cincinnati	W, 97-75	40	27	14	14	31
at UConn		32	9	5	11	14
Cincinnati	W, 58-57	24	12	11	6	12
USF		26	5	12	2	8
at Cincinnati	W, 88-57	34	29	11	20	33
at Memphis		26	12	10	7	17
Cincinnati	L, 59-63	28	9	8	7	14
at UCF		8	13	4	0	3
Cincinnati	W, 69-51	24	9	10	3	23
East Carolina		22	14	7	10	22
at Cincinnati	W, 75-60	38	11	14	4	19
at Tulsa		36	10	8	2	12
Cincinnati	L, 68-70 (OT)	24	5	9	4	15
UConn		16	8	10	7	35
at Cincinnati	W, 65-60	26	8	11	7	29
at East Carolina		14	0	9	2	0
Cincinnati	W, 65-56	26	12	12	7	4
at Houston		28	15	13	4	29
Cincinnati	L, 56-69	12	6	13	0	3
SMU						
at Cincinnati						
Cincinnati Totals		890	459	427	203	679
Average		29.7	15.3	14.2	7.0	22.6
Opponents Totals		694	342	295	182	545
Average		23.1	11.4	9.8	6.1	18.2

OVERTIME RECORDS

UC'S OVERALL RECORD	54-54
1 OT Games	45-44
2 OT Games	8-8
3 OT Games	0-1
4 OT Games	0-1
7 OT Games	1-0

RECORDS IN OVERTIME GAMES

Home	26-17	.605
Schmidlapp Gym	3-4	.429
Schmidt Fieldhouse	0-1	.000
Music Hall	0-1	.000
Armory Fieldhouse	5-4	.556
Cincinnati Gardens	3-2	.600
U.S. Bank Arena	3-1	.750
Fifth Third Arena	13-4	.765
Away	16-30	.348
Neutral	11-7	.611

Current Streak: Lost 2

Longest Winning Streak: 5 (Tay Baker - 1966-67)

Longest Losing Streak: 4 (Bob Ruess, 1943 - John Weithe, 1950)

- On Dec. 21, 1981 Cincinnati and Bradley played an NCAA-record 7-overtime game which UC won, 75-73.
- Cincinnati has been involved in two of the five NCAA tournament championship games to go into overtime. The Bearcats defeated Ohio State, 70-65, in 1961 but lost to Loyola (Ill.), 60-58, in 1963.
- In 1966-67, Cincinnati played six overtime games, winning five.

UC COACHES IN OVERTIME GAMES

COACH (YEARS)	NO.	RECORD	PCT.
Bob Huggins (1989-2005)	25	14-11	.560
Mick Cronin (2006-pres.)	22	11-11	.500
Tay Baker (1965-72)	9	7-2	.778
Ed Jucker (1960-65)	9	4-5	.444
Ed Badger (1978-83)	8	3-5	.375
Tony Yates (1983-89)	7	2-5	.286
John Wiethe (1946-52)	5	1-4	.200
George Smith (1952-60)	4	3-1	.750
Gale Catlett (1972-78)	4	2-2	.500
Frank Rice (1928-32)	4	1-3	.250
Boyd Chambers (1918-28)	3	3-0	1.000
Clark Ballard (1939-42)	2	2-0	1.000
Andy Kennedy (2005-06)	2	1-1	.250
Tay Brown (1933-37)	2	0-2	.000
John Halliday (1932-33)	1	0-1	.000
Bob Ruess (1942-44)	1	0-1	.000
Walter Van Winkle (1937-39)	0	—	—
Ray Farnham (1944-46)	0	—	—

OVERTIME GAMES IN MICK CRONIN ERA

1/20/07	W	UC 96, West Virginia 83	1	SC
2/28/07	W	UC 70, Seton Hall 67	1	SC
2/9/08	W	UC 72, Rutgers 68	1	SC
3/2/08	L	Providence 81, UC 79	1	A
12/20/08	W	UC 85, Eastern Kentucky 77	1	SC
2/7/09	W	UC 64, Georgetown 62	1	SC
3/7/09	L	Seton Hall 67, UC 63	1	SC
11/25/09	L	Gonzaga 61, UC 59	1	N
12/13/09	L	Xavier 83, UC 79	2	A
2/21/10	L	Marquette 79, UC 76	1	SC
2/19/11	W	UC 93, Providence 81	1	A
11/25/11	L	Marshall 73, UC 69	1	SC
1/21/12	L	West Virginia 77, UC 74	1	A
3/8/12	W	UC 72, Georgetown 70	2	N
1/19/13	W	UC 71, Marquette 69	1	SC
2/21/13	L	UConn 73, UC 66	1	A
3/9/13	W	UC 61, USF 53	1	SC
12/13/14	L	Nebraska 56, UC 55	2	A
12/17/14	W	UC 71, San Diego State 62	1	SC
3/19/15	W	UC 66, Purdue 65	1	N
1/16/16	L	Temple 67-65	2	A
2/18/16	L	Tulsa 70-68	1	A

THE LAST TIME...

TEAM

100 Points by a Team

By UC	106 vs. Robert Morris, 11/15/15
By Opponent	105 by UCLA (20T), 3/17/02

90-99 Points by a Team

By UC	99 vs. Arkansas-Pine Bluff, 11/22/15
By Opponent	95 at Marquette, 2/11/12

30-plus Point Win

By UC	31 vs. USF, 2/4/16
By Opponent	38 (89-51) vs. Notre Dame, 3/10/11

60 Percent Shooting by a Team

By UC	.610 vs. Western Carolina, 11/13/15
By Opponent	.674 vs. Pittsburgh, 2/14/09

50 Percent Shooting by a Team

By UC	.565 vs. Tulane, 1/24/16
By Opponent	.500 vs. USF, 2/4/16

Cincinnati Played a Ranked Opponent

UC Win	62-54 at No. 23/23 SMU, 2/5/15
UC Loss	59-57 at No. 15 SMU, 1/7/16

Overtime Game

UC Win	66-65 (OT) vs. Purdue, 3/19/15
UC Loss	70-68(OT) at Tulsa, 2/18/16

Double Overtime Game

UC Win	72-70 (2OT) vs. Georgetown, 3/8/12
UC Loss	67-65 (2OT) at Temple, 1/16/16

Triple Overtime Game

UC Win	75-73 (7OT*) vs. Bradley, 12/21/81
UC Loss	89-85 (4OT) vs. Memphis, 1/31/81

* - NCAA record.

INDIVIDUAL

40 Points by a Player

By UC	41, Steve Logan vs. Southern Mississippi, 2/15/02
By Opponent	41, Dell Curry, Virginia Tech, 1985-86

30 Points by a Player

By UC	34, Sean Kilpatrick vs. No. 20 Memphis, 3/6/14
By Opponent	33, Dalton Pepper, at Temple, 1/26/14

20 Rebounds by a Player

By UC	20, Cedric McGowan vs. DePaul, 1/4/06
By Opponent	four times

15 Rebounds by a Player

By UC	16, Gary Clark vs. East Carolina, 1/6/15
By Opponent	15, Greg Monroe, vs. Georgetown, 3/6/10

Two Players with 20 or More Points in Same Game

By UC	Sean Kilpatrick(34), Titus Rubles (24) vs. No. 20 Memphis, 3/6/14
By Opponent	Elijah Pittman (20), D.D. Scarver (20) vs. Marshall, 12/15/10

Three Players with 10 or More Rebounds in Same Game

By UC	Justin Jackson (13), Jermaine Sanders (13) & Sean Kilpatrick (10) vs. Chicago State, 12/23/13
-------	--

Two Players with 10 or More Rebounds in Same Game

By UC	Gary Clark (12), Octavius Ellis (11) vs. East Carolina, 2/13/16
By Opponent	Jamarr Sanders (11) and Elijah Millsap (15) at UAB, 12/16/09

10 Assists by a Player

By UC	10, Troy Caupain, vs. USF, 2/4/16
By Opponent	10, Chris Howard, at USF, 2/14/09

Five Steals by a Player

By UC	5, Troy Caupain, at UCF, 2/9/16
By Opponent	5, Antonio Robinson, at East Carolina, 2/1/15

Five Blocked Shots by a Player

By UC	6, Octavius Ellis at UConn, 1/10/15
By Opponent	5, Hamady Ndiaye, vs. Rutgers, 3/9/10

Double-Double by a UC Player

UC Win	Gary Clark (13 pts., 11 rebs.) vs. UConn, 2/20/16
UC Loss	Gary Clark (15 pts., 14 rebs.) at Memphis, 2/6/16

Double-Doubles by Two UC Players

By UC	Octavius Ellis (16 pts, 11 rebs) and Gary Clark (15 pts, 12 rebs) vs. East Carolina, 2/13/16
-------	--

Double-Doubles by Three UC Players

By UC	Sean Kilpatrick (21 pts, 10 rebs), Justin Jackson (16 pts., 12 rebs.) & Jermaine Sanders (13 pts, 14 rebs) vs. Chicago State, 12/23/13
-------	--

Triple-Double by a UC Player

By UC	Eric Hicks (22 pts., 12 rebs., 10 blks.) vs. Marquette, 1/7/06
-------	---

UC Player Led Team in Points, Rebounds & Assists

By UC	Sean Kilpatrick (26 pts., 12 rebs., 6 asst.) vs. SMU, 1/1/13
-------	---

A Player Won a Game in the Final Seconds

By UC	Titus Rubles putback with 4 seconds left UC defeats Pittsburgh 44-43, 12/17/13
By Opponent	Roosevelt Jones layup with :00.1 left Butler defeats UC 78-76, 12/2/15

Four Players Scored in Double Figures

By UC	Kevin Johnson (13), Farad Cobb (12), Gary Clark (11), Octavius Ellis (10) at UCF (2/9/16)
-------	---

Five Players Scored in Double Figures

By UC	Farad Cobb (20), Octavius Ellis (12), Coreontae DeBerry (11), Gary Clark (10), Quadri Moore (10) vs. Arkansas-Pine Bluff, 11/22/15
-------	--

Six Players Scored in Double Figures

By UC	Troy Caupain (18), Gary Clark (16), Jacob Evans (11) Coreontae DeBerry (11), Octavius Ellis (10), Farad Cobb (10) vs. USF, 2/4/16
-------	---

Seven Players Scored in Double Figures

By UC	Sean Kilpatrick (21), Justin Jackson (19), Jermaine Sanders (14), Shaquille Thomas (14), Ge'Lawn Guyn (10), Troy Caupain (10) & Kevin Johnson (10) vs. Chicago State, 12/23/13
-------	---

Eight Players Scored in Double Figures

By UC	Farad Cobb (15), Shaq Thomas (14), Kevin Johnson (14), Coreontae DeBerry (12), Justin Jenifer (11), Quadri Moore (10), Jacob Evans (10), Octavius Ellis (10) vs. Robert Morris, 11/15/15
-------	---

CRONIN ERA BESTS

Most Points Scored

106 (W, 106-44)	vs. Robert Morris	11/15/15
102 (W, 102-60)	vs. Miss. Valley St.	11/13/12
102 (W, 102-62)	vs. Chicago State	12/23/13
101 (W, 101-53)	vs. Ark.-Pine Bluff	12/21/11
101 (W, 101-70)	vs. Radford	12/17/11

Most Points Scored (Half)

60 (W, 99-50)	vs. Arkansas-Pine Bluff	(2nd) 11/22/15
59 (W, 97-84)	vs. No. 20 Memphis	(2nd) 3/6/14
59 (W, 102-60)	vs. Miss. Valley St.	(2nd) 11/13/12

Highest FG Percentage

.647 (33-51)	vs. UCF	2/25/15
.632 (36-57)	vs. Campbell	11/20/13
.628 (27-43)	vs. St. John's	2/11/09
.610 (36-59)	vs. Western Carolina	11/13/15
.603 (38-63)	vs. Radford	12/17/11

Highest 3-Pt. Percentage

.643 (9-14)	vs. Temple	1/17/14
.636 (7-11)	vs. Stony Brook	12/2/14
.600 (6-10)	vs. St. John's	2/11/09
.583 (7-12)	at No. 23/23 SMU	2/5/15
.583 (7-12)	at Georgetown	1/27/07
.583 (14-24)	vs. Central Michigan	11/25/06

Most Rebounds

69	vs. Chicago State	12/23/13
56	at Temple (20T)	1/16/16
56	vs. North Carolina A&T	11/18/12

Most Assists

32	vs. Robert Morris	11/15/15
27	vs. Toledo	11/18/09
25	vs. Chicago State	12/23/13
25	vs. Morgan State	12/6/15

Most Blocked Shots

12	vs. Wagner	12/23/14
12	vs. Marquette	1/19/13
12	at DePaul	1/15/13
12	vs. North Carolina A&T	11/18/12
10	vs. Butler	12/2/15
10	at UConn	1/10/15
10	vs. Memphis	1/4/14
10	vs. Chicago State	12/23/13
10	vs. Wright State	12/22/12
10	vs. UT Martin	11/11/12
10	vs. Chicago State	12/23/11
10	vs. Alabama State	11/13/11
10	vs. Western Illinois	11/22/08

Most Steals

23	vs. Ark.-Little Rock	12/6/12
19	vs. Ark.-Pine Bluff	11/22/15
18	vs. Robert Morris	11/15/15
16	vs. Ark.-Pine Bluff	12/21/11

Most Forced Turnovers

32	vs. Ark.-Little Rock	12/6/12
32	vs. North Carolina State	12/23/06
30	vs. Ark.-Pine Bluff	11/22/15
29	vs. Robert Morris	11/15/15
29	vs. Ark.-Pine Bluff	12/21/11

Fewest Points Allowed

34	vs. Dayton	11/27/10
37	vs. Saint Francis (Pa.)	11/14/14
39	vs. Howard	11/10/06
	at West Virginia	1/30/08
	vs. North Carolina A&T	11/18/12

Fewest Points Allowed (Half)

13	vs. Marquette	1/19/13
14	vs. Alabama State	(1st) 11/13/11

Lowest FG Percentage Allowed

.152 (10-66)	vs. North Carolina A&T	11/18/12
.200 (12-60)	vs. Dayton	11/27/10
.200 (10-50)	at West Virginia	1/30/08

Lowest 3-Pt. FG Percentage Allowed

.000 (0-10)	at No. 24/22 Pittsburgh	12/31/12
.000 (0-4)	vs. Texas Southern	11/18/08
.045 (1-22)	at West Virginia	1/30/08
.063 (1-16)	vs. Providence	3/13/13
.091 (1-11)	vs. USF	2/2/14

Biggest Win

62 (106-44)	vs. Robert Morris	11/15/15
54 (93-39)	vs. North Carolina A&T	11/18/12



0

QUADRI MOORE
F • 6-8 • 220 • SO-1L
LINDEN, N.J.



1

JACOB EVANS III
G/F • 6-6 • 210 • FR-HS
BATON ROUGE, LA.




2

OCTAVIUS ELLIS
F • 6-10 • 235 • SR-1L
MEMPHIS, TENN.



3

JUSTIN JENIFER
G • 5-10 • 175 • FR-HS
BALTIMORE, MD.



10

TROY CAUPAIN
G • 6-4 • 205 • JR-2L
MIDLOTHIAN, VA.



11

GARY CLARK
F » 6-8 » 235 » SO-1L
CLAYTON, N.C.



13

TRE SCOTT
F • 6-8 • 225 • FR-HS
DARIEN, GA.




21

FARAD COBB
G • 6-1 • 170 • SR-1L
WEST PALM BEACH, FLA.



22

COREONTAE DEBERRY
F • 6-9 • 265 • SR-1L
HOLLAND, MICH.




24

SHAQ THOMAS
F • 6-7 • 210 • R-SR-3L
PATERSON, N.J.



25

KEVIN JOHNSON
G • 6-3 • 180 • JR-2L
CINCINNATI, OHIO



32

KYLE WASHINGTON
F • 6-9 • 240 • JR-TR
CHAMPLIN, MINN.



45

ZACK TOBLER
F • 6-5 • 240 • JR-2L
FORT MITCHELL, KY.



MICK CRONIN
HEAD COACH



LARRY DAVIS
ASSOCIATE HEAD COACH



DARREN SAVINO
ASSISTANT COACH



ANTWON JACKSON
ASSISTANT COACH

CINCINNATI PLAYER SEASON & CAREER HIGHS

#0 - QUADRI MOORE

2015-16 SEASON		CAREER
10, 2x (last vs. Ark.-Pine Bluff, 11/22/15)	Pts	10, 3x (last vs. Ark.-Pine Bluff, 11/22/15)
7 vs. Robert Morris, 11/15/15	FG Atts	8 vs. Saint Francis, 11/14/14
5 vs. Robert Morris, 11/15/15	FG Made	5 vs. Robert Morris, 11/15/15
3 vs. Tulsa, 1/2/16	3PT-FG Atts	3, 2x (last vs. Tulsa, 1/2/16)
2 vs. Tulsa, 1/2/16	3PT-FG Made	2, 2x (last vs. Tulsa, 1/2/16)
8 vs. Ark.-Pine Bluff, 11/22/15	FT Atts	8 vs. Ark.-Pine Bluff, 11/22/15
6 vs. Ark.-Pine Bluff, 11/22/15	FT Made	6, 2x (last vs. Ark.-Pine Bluff, 11/22/15)
8 vs. Ark.-Pine Bluff, 11/22/15	Rebs	8 vs. Ark.-Pine Bluff, 11/22/15
1, 2x (last vs. Morgan State, 12/6/15)	Assts	2 vs. Stony Brook, 12/2/14
3 vs. Ark.-Pine Bluff, 11/22/15	Stls	3 vs. Ark.-Pine Bluff, 11/22/15
1, 2x (last vs. Tulane, 1/24/16)	Blks	2 vs. Wagner, 12/23/14
18 at SMU, 1/7/16	Mins	18, 2x (last at SMU, 1/7/16)

#1 - JACOB EVANS III

2015-16 SEASON		CAREER
18 at East Carolina, 2/27/16	Pts	18 at East Carolina, 2/27/16
16 at Houston, 3/3/16	FG Atts	16 at Houston, 3/3/16
7 at East Carolina, 2/27/16	FG Made	7 at East Carolina, 2/27/16
10 vs. Butler, 12/2/15	3PT-FG Atts	10 vs. Butler, 12/2/15
4, 3x (last at Houston, 3/6/16)	3PT-FG Made	4, 3x (last at Houston, 3/6/16)
6, 3x (last at Memphis, 2/6/16)	FT Atts	6, 3x (last at Memphis, 2/6/16)
6 vs. Norfolk State, 12/15/15	FT Made	6 vs. Norfolk State, 12/15/15
8, 2x (last at Temple, 1/16/16)	Rebs	8, 2x (last at Temple, 1/16/16)
4, 4x (last at Tulsa, 1/18/16)	Assts	4, 4x (last at Tulsa, 1/18/16)
3 vs. Robert Morris, 11/15/15	Stls	3 vs. Robert Morris, 11/15/15
3, 2x (last at UConn, 1/18/16)	Blks	3, 2x (last at UConn, 1/18/16)
40, 2x (last at Houston, 3/3/16)	Mins	40, 2x (last at Houston, 3/3/16)

#2 - OCTAVIUS ELLIS

2015-16 SEASON		CAREER
17 vs. Western Carolina, 11/13/15	Pts	20 vs. UCF, 2/25/15
12 vs. Butler, 12/2/15	FG Atts	12, 2x (last 12 vs. Butler, 12/2/15)
8 vs. Western Carolina, 11/13/15	FG Made	8 vs. Western Carolina, 11/13/15
0	3PT-FG Atts	1 vs. USF, 2/7/15
0	3PT-FG Made	0
14 vs. Ark.-Pine Bluff, 11/22/15	FT Atts	14 vs. Ark.-Pine Bluff, 11/22/15
8, 2x (last vs. Butler, 12/2/15)	FT Made	10, vs. Morehead State, 11/19/14
14, 2x (last at East Carolina, 2/27/16)	Rebs	14, 2x (last at East Carolina, 2/27/16)
5 vs. Norfolk State, 12/15/15	Assts	5 vs. Norfolk State, 12/15/15
4 vs. Western Carolina, 11/13/15	Stls	4 vs. Western Carolina, 11/13/15
3, 5x (last at East Carolina, 2/27/16)	Blks	6 at UConn, 1/10/15
33, 2x (last at Tulsa, 2/18/16)	Mins	40- vs. San Diego State, 12/17/14

#3 - JUSTIN JENIFER

2015-16 SEASON		CAREER
11 vs. Robert Morris, 11/15/15	Pts	11 vs. Robert Morris, 11/15/15
6, 4x (last vs. Tulane, 1/24/16)	FG Atts	6, 4x (last vs. Tulane, 1/24/16)
3, 3x (last vs. Ark.-Pine Bluff, 11/22/15)	FG Made	3, 3x (last vs. Ark.-Pine Bluff, 11/22/15)
4, 2x (last vs. Tulane, 1/24/16)	3PT-FG Atts	4, 2x (last vs. Tulane, 1/24/16)
2 vs. Ark.-Pine Bluff, 11/22/15	3PT-FG Made	2 vs. Ark.-Pine Bluff, 11/22/15
6 vs. Robert Morris, 11/15/15	FT Atts	6 vs. Robert Morris, 11/15/15
6 vs. Robert Morris, 11/15/15	FT Made	6 vs. Robert Morris, 11/15/15
3 vs. Western Carolina, 11/13/15	Rebs	3 vs. Western Carolina, 11/13/15
9 vs. Robert Morris, 11/15/15	Assts	9 vs. Robert Morris, 11/15/15
3, 2x (last vs. USF, 2/4/16)	Stls	3, 2x (last vs. USF, 2/4/16)
0	Blks	0
19, 2x (last vs. Ark.-Pine Bluff, 11/22/15)	Mins	19, 2x (last vs. Ark.-Pine Bluff, 11/22/15)

#10 - TROY CAUPAIN

2015-16 SEASON		CAREER
27 at East Carolina, 2/27/16	Pts	27 at East Carolina, 2/27/16
18 at Houston, 3/3/16	FG Atts	18 at Houston, 3/3/16
9, 2x (last at East Carolina, 2/27/16)	FG Made	9, 2x (last at East Carolina, 2/27/16)
9 at Xavier, 12/12/15	3PT-FG Atts	9 at Xavier, 12/12/15
4, 4x (last at East Carolina, 2/27/16)	3PT-FG Made	4, 4x (last at East Carolina, 2/27/16)
6, 5x, (last vs. UConn, 2/20/16)	FT Atts	11 vs. Morehead State, 11/19/14
6 vs. Memphis, 1/21/16	FT Made	8 vs. Morehead State, 11/19/14
9 at Tulsa, 2/18/16	Rebs	9 at Tulsa, 2/18/16
10 vs. USF, 2/4/16	Assts	10 vs. USF, 2/4/16
5 at UCF, 2/9/16	Stls	5, 2x (last at UCF, 2/9/16)
2 vs. USF, 2/4/16	Blks	2, 2x (last vs. USF, 2/4/16)
39, 2x (last at Tulsa, 2/18/16)	Mins	45 at Nebraska, 12/13/14

#11 - GARY CLARK

2015-16 SEASON		CAREER
21 vs. Western Carolina, 11/13/15	Pts	21 vs. Western Carolina, 11/13/15
14 at Tulsa, 2/18/16	FG Atts	14 at Tulsa, 2/18/16
9, 2x (last vs. Norfolk State, 12/15/15)	FG Made	9, 2x (last vs. Norfolk State, 12/15/15)
4 at Tulsa, 2/18/16	3PT-FG Atts	4 at Tulsa, 2/18/16
2, 2x (last at Tulsa, 2/18/16)	3PT-FG Made	2, 2x (last at Tulsa, 2/18/16)
8, 2x (last at Houston, 3/3/16)	FT Atts	8, 2x (last at Houston, 3/3/16)
7 at VCU, 12/19/15	FT Made	7 at VCU, 12/19/15
14, 4x (last at Memphis, 2/6/16)	Rebs	16 vs. East Carolina, 1/6/15
6 vs. Houston, 1/13/16	Assts	6 vs. Houston, 1/13/16
5 at SMU, 1/7/16	Stls	5 at SMU, 1/7/16
4, 4x (last at UCF, 2/9/16)	Blks	4, 6x (last at UCF, 2/9/16)
39 at Tulsa, 2/18/16	Mins	39 at Tulsa, 2/18/16

#13 - TRE SCOTT

2015-16 Season		Career
0	Pts	0
0	FG Atts	0
0	FG Made	0
0	3PT-FG Atts	0
0	3PT-FG Made	0
0	FT Atts	0
0	FT Made	0
0	Rebs	0
0	Assts	0
0	Stls	0
0	Blks	0
0	Mins	0

#21 - FARAD COBB

2015-16 SEASON		CAREER
21 vs. Tulsa (1/2/16)	Pts	24 vs. Morehead State, 11/19/14
14, 5x (last vs. USF, 2/4/16)	FG Atts	14, 6x (last vs. USF, 2/4/16)
8 vs. Tulsa (1/2/16)	FG Made	9 at Tulsa, 3/4/15
11 at Bowling Green, 11/18/15	3PT-FG Atts	11 at Bowling Green, 11/18/15
6, 2x (last at SMU, 1/7/16)	3PT-FG Made	7 vs. Kansas (at Chattanooga), 11/15/12
4 at VCU, 12/19/15	FT Atts	6 vs. Memphis, 3/8/15
4 at VCU, 12/19/15	FT Made	6 vs. Memphis, 3/8/15
6 at UConn, 1/28/16	Rebs	7 vs. Tulane, 2/14/15
4 vs. Memphis, 1/21/16	Assts	4, 3x (last vs. Memphis, 1/21/16)
4, 2x (last at SMU, 1/7/16)	Stls	5 at Houston, 2/21/15
1 vs. Western Carolina, 11/13/15	Blks	1, 5x (last vs. Western Carolina, 11/13/15)
38 at Temple, 1/16/16	Mins	38 at Temple, 1/16/16

#22 - COREONTAE DEBERRY

2015-16 SEASON		CAREER
12, 2x (last vs. Robert Morris, 11/15/15)	Pts	13 vs. Purdue, 3/19/15
9 vs. Robert Morris, 11/15/15	FG Atts	13 vs. Purdue, 3/19/15
5 vs. USF, 2/4/16	FG Made	13 vs. Purdue, 3/19/15
0	3PT-FG Atts	0
0	3PT-FG Made	0
9 vs. Ark.-Pine Bluff, 11/22/15	FT Atts	9 vs. Ark.-Pine Bluff, 11/22/15
5, 2x (last vs. Tulane, 1/24/16)	FT Made	5, 2x (last vs. Tulane, 1/24/16)
12 at Bowling Green, 11/18/15	Rebs	12 at Bowling Green, 11/18/15
1, 6x (last at Tulsa, 2/18/16)	Assts	1, 8x (last at Tulsa, 2/18/16)
3 vs. Ark.-Pine Bluff, 11/22/15	Stls	3 vs. Ark.-Pine Bluff, 11/22/15
4 vs. Butler, 12/2/15	Blks	4 vs. Butler, 12/2/15
23 vs. USF, 2/4/16	Mins	26, vs. Purdue, 3/19/15

#24 - SHAQ THOMAS

2015-16 SEASON		CAREER
18 vs. Memphis, 1/21/16	Pts	18, 2x (last vs. Memphis, 1/21/16)
11, 2x (last vs. Memphis, 1/21/16)	FG Atts	11, 3x (last vs. Memphis, 1/21/16)
8 vs. Memphis, 1/21/16	FG Made	8 vs. Memphis, 1/21/16
4, 2x (last vs. Temple, 12/29/15)	3PT-FG Atts	4, 2x (last vs. Temple, 12/29/15)
2, 3x (last vs. Tulane, 1/24/16)	3PT-FG Made	2, 3x (last vs. Tulane, 1/24/16)
7 vs. Western Carolina, 11/13/15	FT Atts	8, 2x (last at Houston, 2/21/15)
4, 3x (last at USF, 1/10/16)	FT Made	7, at Houston, 2/21/15
9 vs. Morgan State, 12/6/15	Rebs	9, 2x (last vs. Morgan State, 12/6/15)
4 vs. Morgan State, 12/6/15	Assts	5, 2x (last vs. UCF, 1/23/14)
5 vs. Robert Morris, 11/15/15	Stls	5 vs. Robert Morris, 11/15/15
2, 4x (last vs. Memphis, 1/21/16)	Blks	2, 7x (last vs. Memphis, 1/21/16)
33 at Xavier, 12/12/15	Mins	38 at Houston, 2/21/15

#25 - KEVIN JOHNSON

2015-16 SEASON		CAREER
15 vs. Houston, 1/13/16	Pts	15, 2x (last vs. Houston, 1/13/16)
14 vs. Robert Morris, 11/15/15	FG Atts	14 vs. Robert Morris, 11/15/15
5, 3x (last vs. East Carolina, 2/13/16)	FG Made	5, 6x (last vs. East Carolina, 2/13/16)
9, 2x (last vs. Houston, 1/13/16)	3PT-FG Atts	9, 2x (last vs. Houston, 1/13/16)
4, 2x (last vs. Houston, 1/13/16)	3PT-FG Made	4, 4x 2x (last vs. Houston, 1/13/16)
4, 3x (last vs. USF, 2/4/16)	FT Atts	6, 2x (last vs. Memphis, 3/8/15)
4, 2x (last vs. USF, 2/4/16)	FT Made	5, vs. Chicago State, 12/23/13
6 at Temple, 1/16/16	Rebs	6 at Temple, 1/16/16
4, 2x (last at UConn, 1/28/16)	Assts	4, 2x (last at UConn, 1/28/16)
3, 2x (last at UCF, 2/9/16)	Stls	4 vs. Wagner, 12/23/14
0	Blks	2 vs. Stony Brook, 12/2/14
36 at East Carolina, 2/27/16	Mins	36, 2x (last at East Carolina, 2/27/16)

#45 - ZACK TOBLER

2015-16 SEASON		CAREER
5 vs. Ark.-Pine Bluff, 11/22/15	Pts	5 vs. Ark.-Pine Bluff, 11/22/15
2 vs. Tulane, 1/24/16	FG Atts	2 vs. Tulane, 1/24/16
1, 2x (last vs. Tulane, 1/24/16)	FG Made	1, 3x (last vs. Tulane, 1/24/16)
0	3PT-FG Atts	1, 3x (last vs. Houston, 1/21/15)
0	3PT-FG Made	0
6 vs. Ark.-Pine Bluff, 11/22/15	FT Atts	6 vs. Ark.-Pine Bluff, 11/22/15
5 vs. Ark.-Pine Bluff, 11/22/15	FT Made	5 vs. Ark.-Pine Bluff, 11/22/15
2 vs. Ark.-Pine Bluff, 11/22/15	Rebs	2 vs. Ark.-Pine Bluff, 11/22/15
1 vs. Robert Morris, 11/15/15	Assts	1 vs. Robert Morris, 11/15/15
0	Stls	0
0	Blks	0
6 vs. Tulane, 1/24/16	Mins	6 vs. Tulane, 1/24/16



#0 QUADRI MOORE

FORWARD • 6-8 • 220 • SOPHOMORE • 1L • LINDEN, N.J. (LINDEN HIGH SCHOOL)

MOMENTS

» Scored a season-high 10 points, making all six attempts from the free-throw line against Wagner (12/23/14)

» Connected on a trio of threes in tallying nine points against Saint Francis (11/14/14)

2015-16 Season (Sophomore): Tied a career-high playing 18 minutes at SMU (1/7) ... scored eight points with a pair of threes against Tulsa (1/2) ... posted 10 points, a career-high eight rebounds and three steals in 14 minutes against Arkansas-Pine Bluff (11/22) ... tied a career-high with 10 points on 5-of-7 shooting with a career-high four rebounds against Robert Morris (11/15).

2014-15 Season (Freshman): Played in 26 games as a reserve, averaging 2.2 points and 1.1 rebounds in 8.2 minutes ... shot 73.3 percent (11 of 15) from the free-throw line for the season ... scored six or more points in six games on the year ... posted a season-high 10 points, going 6 of 6 from the free-throw line with two blocks and two steals against Wagner (12/23).

Prior to Cincinnati: Averaged 16.3 points, 6.9 rebounds and 1.1 blocks as a senior while helping lead Linden to the 2014 Group 4A state title and NJSIAA Tournament of Champions semifinals ... named 2014 First Team All-State and Union County Player of the Year by the New Jersey Star Ledger ... tallied 22 points, 21 rebounds and five blocks in the Group 4A state title championship game against Trenton ... averaged 14.6 points, 5.7 rebounds and 1.1 blocks while making 19 three-pointers as a junior... tabbed a three-start prospect and ranked among the nation's top 150 players by Rivals, Scout and ESPN.

Personal: Born Nov. 22, 1994 in Linden, New Jersey ... Son of Karine Marable and Zahir Moore ... Has one brother, Zahir Jr. ... right-handed ... first name pronounced "qua-DREE."

SEASON & CAREER STATISTICS

2015-16 SEASON		CAREER
10, 2x (last vs. Ark.-Pine Bluff, 11/22/15)	Pts	10, 3x (last vs. Ark.-Pine Bluff, 11/22/15)
7 vs. Robert Morris, 11/15/15	FG Atts	8 vs. Saint Francis, 11/14/14
5 vs. Robert Morris, 11/15/15	FG Made	5 vs. Robert Morris, 11/15/15
3 vs. Tulsa, 1/2/16	3PT-FG Atts	3, 2x (last vs. Tulsa, 1/2/16)
2 vs. Tulsa, 1/2/16	3PT-FG Made	2, 2x (last vs. Tulsa, 1/2/16)
8 vs. Ark.-Pine Bluff, 11/22/15	FT Atts	8 vs. Ark.-Pine Bluff, 11/22/15
6 vs. Ark.-Pine Bluff, 11/22/15	FT Made	6, 2x (last vs. Ark.-Pine Bluff, 11/22/15)
8 vs. Ark.-Pine Bluff, 11/22/15	Rebs	8 vs. Ark.-Pine Bluff, 11/22/15
1, 2x (last vs. Morgan State, 12/6/15)	Assts	2 vs. Stony Brook, 12/2/14
3 vs. Ark.-Pine Bluff, 11/22/15	Stls	3 vs. Ark.-Pine Bluff, 11/22/15
1, 2x (last vs. Tulane, 1/24/16)	Blks	2 vs. Wagner, 12/23/14
18 at SMU, 1/7/16	Mins	18, 2x (last at SMU, 1/7/16)

MISCELLANEOUS STATISTICS

CATEGORY	2014-15	2015-16	CAREER
Double-Figure Scoring Games	1	2	3
Double-Figure Rebounding Games	0	0	0
Double-Double Games	0	0	0
20-Point Scoring Games	0	0	0
Games Led UC in Scoring	0	0	0
Games Led UC in Rebounding	0	1	1
Games Led UC in Assists	0	0	0
Games With 3+ Assists	0	0	0
Games With 3+ Blocks	0	0	0
Games With 3+ Steals	0	1	1
Games With 3+ Three-Pointers	0	0	0

GAME-BY-GAME STATISTICS

2015-16 (SOPHOMORE SEASON)


Opponent	Date	gs	min	Total		3-Pointers		Free throws		Rebounds				pf	a	tlo	blk	stl	pts	avg
				fg	fga	pct	3fg	3fga	pct	ft	fta	off	def							
WESTERN CAROLINA	11/13/15	9	0-0	.000	0-0	.000	0-0	.000	1	0	1	1.0	1	0	2	0	0	0	0.0	
ROBERT MORRIS	11/15/15	14	5-7	.714	0-1	.000	0-0	.000	2	2	4	2.5	1	0	2	0	1	10	5.0	
at Bowling Green	11/18/15	13	1-2	.500	0-1	.000	1-2	.500	0	1	1	2.0	1	0	1	0	1	3	4.3	
ARKANSAS-PINE BLUFF	11/22/15	14	2-5	.400	0-0	.000	6-8	.750	4	4	8	3.5	2	0	3	0	3	10	5.8	
SE LOUISIANA	11/24/15	6	0-2	.000	0-1	.000	0-0	.000	0	0	0	2.8	0	0	0	0	0	0	4.6	
vs Nebraska	11/27/15	4	1-1	1.000	0-0	.000	0-0	.000	0	0	0	2.3	0	0	0	0	1	2	4.2	
vs George Washington	11/28/15	8	1-2	.500	0-0	.000	0-0	.000	0	0	0	2.0	0	1	0	0	0	2	3.9	
MORGAN STATE	12/6/15	9	1-4	.250	0-0	.000	0-0	.000	2	2	4	2.3	1	1	1	0	0	2	3.6	
NORFOLK STATE	12/15/15	6	1-3	.333	0-0	.000	1-2	.500	0	0	0	2.0	0	2	0	1	0	3	3.6	
at VCU	12/19/15	7	1-4	.250	0-1	.000	0-1	.000	0	1	1	1.9	2	0	0	0	0	2	3.4	
TEMPLE	12/29/15	1	0-1	.000	0-0	.000	0-0	.000	0	0	0	1.7	0	0	0	0	0	0	3.1	
TULSA	12/16	14	2-5	.400	2-3	.667	2-2	1.000	0	1	1	1.7	2	0	2	0	0	0	3.5	
at SMU	01/07/16	18	0-3	.000	0-1	.000	0-0	.000	1	3	4	1.8	3	0	1	0	1	0	3.2	
at USF	1/10/16	7	0-2	.000	0-0	.000	2-2	1.000	1	0	1	1.8	0	0	0	0	0	2	3.1	
HOUSTON	1/13/16	3	0-0	.000	0-0	.000	0-0	.000	0	1	1	1.7	0	0	0	0	0	0	2.9	
at Temple	01/16/16	5	0-0	.000	0-0	.000	0-0	.000	0	1	1	1.7	1	0	0	0	0	0	2.8	
MEMPHIS	01/21/16	4	0-1	.000	0-0	.000	0-0	.000	0	0	0	1.6	0	0	1	0	0	0	2.6	
TULANE	01/24/16	17	1-4	.250	1-2	.500	1-2	.500	1	3	4	1.7	3	0	1	1	1	4	2.7	
at UCONN	1/28/16	2	0-0	.000	0-0	.000	0-0	.000	0	0	0	1.6	1	0	0	0	0	0	2.5	
at Memphis	2/6/16	4	0-0	.000	0-0	.000	0-0	.000	0	0	0	1.6	0	0	1	0	0	0	2.4	
at UCF	2/9/16	1	1-1	1.000	1-1	1.000	0-0	.000	0	0	0	1.5	1	0	0	0	0	3	2.4	
EAST CAROLINA	2/13/16	3	0-0	.000	0-0	.000	0-0	.000	0	0	0	1.4	0	0	1	0	0	0	2.3	
UCONN	2/20/16	3	0-0	.000	0-0	.000	0-0	.000	0	0	0	1.3	0	0	0	0	0	0	2.2	
at East Carolina	2/27/16	8	1-3	.333	0-0	.000	0-0	.000	1	2	3	1.4	0	0	0	0	0	2	2.2	
at Houston	3/3/16	2	0-0	.000	0-0	.000	0-0	.000	0	0	0	1.4	1	0	0	0	0	0	2.1	
Totals		0	182	18-50	.360	4-11	.364	13-19	.684	13	21	34	1.4	19	2	18	2	8	53	2.1

2014-15 (FRESHMAN SEASON)

Opponent	Date	gs	min	Total		3-Pointers		Free throws		Rebounds		pf	a	to	blk	stl	pts	avg		
				fg-fga	pct	3fg-fga	pct	ft-fa	pct	off	def								tot	avg
SAINT FRANCIS	11/14/14	17	4-8	.500	1-3	.333	0-0	.000	0	2	2	2.0	1	0	2	0	2	9.0		
MOREHEAD STATE	11/19/14	16	0-1	.000	0-0	.000	1-2	.500	0	1	1	1.5	2	0	1	0	0	1.50		
EASTERN ILLINOIS	11/23/14	13	0-1	.000	0-0	.000	1-2	.500	0	2	2	1.7	1	1	2	0	0	1		
N.C. CENTRAL	11/25/14	6	0-2	.000	0-0	.000	0-0	.000	0	1	1	1.5	0	0	0	0	1	0.28		
vs Middle Tennessee	11/28/14	8	1-2	.500	0-0	.000	0-0	.000	0	1	1	1.4	5	0	0	0	0	2.26		
vs Ole Miss	11/29/14	12	2-6	.333	0-1	.000	2-2	1.000	0	1	1	1.3	2	0	0	0	0	6.32		
STONY BROOK	12/02/14	17	3-4	.750	2-2	1.000	1-2	.500	0	1	1	1.3	0	2	2	0	1	9.40		
at Nebraska	12/13/14	9	1-2	.500	0-1	.000	0-0	.000	1	0	1	1.3	0	0	0	0	1	2.38		
SAN DIEGO STATE	12/17/14	4	0-2	.000	0-1	.000	0-0	.000	0	0	0	1.1	1	0	0	0	0	0.33		
VCU	12/20/14	2	0-0	.000	0-0	.000	0-0	.000	0	1	1	1.1	0	0	0	0	0	3.00		
WAGNER	12/23/14	18	2-5	.400	0-1	.000	6-6	1.000	0	1	1	1.1	0	0	0	2	2	10.36		
at NC State	12-30-14	4	0-1	.000	0-1	.000	0-0	.000	0	2	2	1.2	0	0	1	0	0	0.33		
EAST CAROLINA	01/06/15	8	0-0	.000	0-0	.000	0-0	.000	0	1	1	1.2	4	0	1	0	0	0.31		
at UConn	1/10/15	7	3-4	.750	0-1	.000	0-0	.000	2	0	2	1.2	0	0	0	0	0	6.33		
at Memphis	1/15/15	14	0-0	.000	0-0	.000	0-0	.000	1	2	3	1.3	0	0	3	1	0	0.31		
TEMPLE	01/17/15	11	1-2	.500	0-0	.000	0-0	.000	0	2	2	1.4	2	1	2	0	0	2.30		
HOUSTON	01/21/15	2	0-0	.000	0-0	.000	0-0	.000	0	0	0	1.3	0	0	0	0	0	0.28		
at UCF	01/25/15	7	1-5	.200	1-2	.500	0-0	.000	1	1	2	1.3	0	0	1	0	0	3.28		
UCONN	01/29/15	11	0-2	.000	0-0	.000	0-0	.000	0	1	1	1.3	0	0	0	1	0	0.27		
at SMU	02/05/15	2	0-0	.000	0-0	.000	0-0	.000	0	0	0	1.3	2	0	1	0	0	0.26		
USF	02/07/15	9	0-1	.000	0-0	.000	0-0	.000	0	0	0	1.2	0	1	2	0	0	0.24		
UCF	02/25/15	5	3-5	.600	0-0	.000	0-0	.000	1	2	3	1.3	1	0	1	0	0	6.26		
at Tulane	02/28/15	4	0-2	.000	0-0	.000	0-1	.000	0	0	0	1.2	3	1	0	0	0	0.25		
MEMPHIS	03/08/15	2	0-0	.000	0-0	.000	0-0	.000	0	0	0	1.2	1	0	0	0	0	0.24		
vs UConn	3/13/15	2	0-0	.000	0-0	.000	0-0	.000	0	0	0	1.1	0	0	0	0	0	0.23		
vs Kentucky	3/21/15	3	0-1	.000	0-1	.000	0-0	.000	0	0	0	1.1	1	0	0	0	0	0.22		
Totals		0	213	21-56	.375	4-14	.286	11-15	.733	6	22	28	1.1	26	6	19	4	7	57	2.2

CAREER STATISTICS

			Total		3-Point		F-Throws			Rebounds										Scoring	
Season	gp-gs	min/avg	fg-fga	pct	fg-fga	pct	ft-fa	pct	off	def	tot	avg	pf	fo	ast	to	blk	stl	pts	avg	
2014-15	26-0	213/8.2	21-56	.375	4-14	.286	11-15	.733	6	22	28	1.1	26	1	6	19	4	7	57	2.2	
2015-16	25-0	182/7.3	18-50	.360	4-11	.364	13-19	.684	13	21	34	1.4	19	0	2	18	2	8	53	2.1	
TOTAL	51-0	395/7.7	39-106	.368	8-25	.320	24-34	.706	19	43	62	1.2	45	1	8	37	6	15	110	2.2	



#1 JACOB EVANS III

GUARD/FORWARD • 6-6 • 210 • FRESHMAN • HS • BATON ROUGE, LA. (ST. MICHAEL THE ARCHANGEL)

AWARDS

» American Athletic Conference Rookie of the Week (12/28/15, 2/29/16)

MOMENTS

» Tallied 18 points with four threes and seven rebounds in 40 minutes at ECU (2/27). It marked the most points scored by a freshman since Sean Kilpatrick (26 on 12/1/2010).
» Hit four threes and had 15 points and four assists against RV/25 Butler (12/2)
» Posted 14 points and five rebounds vs. 11/9 Iowa State (12/22)

2015-16 Season (Freshman): Named The American's Rookie of the Week after scoring a career-high 18 points on 7-of-12 shooting with four threes and seven rebounds in 40 minutes at East Carolina (2/27) ... tallied a game-high 13 points with a trio of threes against UConn (2/20) ... scored 10 points with a pair of threes against East Carolina (2/13) ... logged a season-high 38 minutes in UC's double-overtime loss at Temple (1/16), posting eight points, eight rebounds and four assists ... named The American's Rookie of the Week after registering 14 points and five rebounds against No. 11 Iowa State (12/22) ... tallied nine points and a season-high eight rebounds and three blocks at VCU (12/19) ... scored a season-high 16 points with four threes and four assists against Butler (12/2) ... tied for game-high honors with 15 points on 4-of-8 shooting with a trio of threes to go with six rebounds against SE Louisiana (11/24) ... posted 10 points and a pair of three-pointers with three rebounds at Bowling Green (11/18) ... had 10 points with seven rebounds, three steals and two assists against Robert Morris (11/15) ... contributed seven points, five rebounds and three assists in 22 minutes in collegiate debut (11/13).

Prior to Cincinnati: Named to the 2014-15 Louisiana Sports Writers Association's Class 4A All-State First Team ... tabbed the 2014-15 All-Baton Rouge Area Large Schools' Player of the Year by the New Orleans Times-Picayune ... selected a Gatorade Player of the Year nominee, McDonald's All-American nominee and Louisiana Mr. Basketball nominee ... named a two-time most valuable player at the Grady Hornsby Classic ... tabbed most valuable player for Class 4A-District 6 as a senior ... chosen First-Team All-District as a sophomore, junior and senior ... tallied more than 2,000 points and 1,000 rebound during high school career ... helped lead St. Michael's the Archangel to a 29-4 overall record and its first appearance in the Louisiana Class 4A state championship semifinals as a senior, averaging 24.9 points, 9.0 rebounds and 4.8 assists ... helped the Warriors to a 27-7 record while averaging 17.5 points, 7.2 rebounds, 4.1 assists and 3.5 steals as a junior ... tabbed a consensus four-star prospect, he performed well in 2014 summer AAU events - the Pangos All-American Camp and the Fab 48 Tournament in Las Vegas - to earn the distinction of being one of the nation's fastest rising prospects ... listed as a Top 100 prospect according to ESPN, Rivals.com and Scout.com and ranked second in the Times-Picayune Terrific 20 Class of 2015 ... coached in high school by Drew Hart.

Personal: Born June 18, 1997 in Jacksonville, North Carolina ... son of Theresa Chatman-Evans and Jerry Evans ... mother played point guard at Grambling ... has two brothers, Demarquis and Devin Chatman ... right-handed.

SEASON & CAREER STATISTICS

2015-16 SEASON

18 at East Carolina, 2/27/16	Pts	18 at East Carolina, 2/27/16
16 at Houston, 3/3/16	FG Atts	16 at Houston, 3/3/16
7 at East Carolina, 2/27/16	FG Made	7 at East Carolina, 2/27/16
10 vs. Butler, 12/2/15	3PT-FG Atts	10 vs. Butler, 12/2/15
4, 3x (last at Houston, 3/6/16)	3PT-FG Made	4, 3x (last at Houston, 3/6/16)
6, 3x (last at Memphis, 2/6/16)	FT Atts	6, 3x (last at Memphis, 2/6/16)
6 vs. Norfolk State, 12/15/15	FT Made	6 vs. Norfolk State, 12/15/15
8, 2x (last at Temple, 1/16/16)	Rebs	8, 2x (last at Temple, 1/16/16)
4, 4x (last at Tulsa, 1/18/16)	Assts	4, 4x (last at Tulsa, 1/18/16)
3 vs. Robert Morris, 11/15/15	Stls	3 vs. Robert Morris, 11/15/15
3, 2x (last at UConn, 1/18/16)	Blks	3, 2x (last at UConn, 1/18/16)
40, 2x (last at Houston, 3/3/16)	Mins	40, 2x (last at Houston, 3/3/16)

CAREER

MISCELLANEOUS STATISTICS

CATEGORY	2015-16	CAREER
Double-Figure Scoring Games	11	11
Double-Figure Rebounding Games	0	0
Double-Double Games	0	0
20-Point Scoring Games	0	0
Games Led UC in Scoring	4	4
Games Led UC in Rebounding	1	1
Games Led UC in Assists	2	2
Games With 3+ Assists	7	7
Games With 3+ Blocks	2	2
Games With 3+ Steals	1	1
Games With 3+ Three-Pointers	5	5

GAME-BY-GAME STATISTICS

2015-16 (FRESHMAN SEASON)

Opponent	Date	gs	min	Total		3-Pointers		Free throws		Rebounds				pf	a	t/o	blk	stl	pts	avg	
				fg	pct	3fg-fga	pct	ft-fga	pct	off	def	tot	avg								
WESTERN CAROLINA	11/13/15	22	2-7	.286	1-3	.333	2-2	1.000	1	4	5	5	0	1	3	0	1	1	7	7.0	
ROBERT MORRIS	11/15/15	22	3-8	.375	2-4	.500	2-2	1.000	3	4	7	6	0	1	2	0	0	3	10	8.5	
at Bowling Green	11/18/15	21	3-7	.429	2-3	.667	2-2	1.000	2	1	3	5	0	1	0	2	2	10	9.0		
ARKANSAS-PINE BLUFF	11/22/15	23	1-7	.143	0-4	.000	4-6	.667	0	4	4	4	8	0	0	0	1	1	6	8.3	
SE LOUISIANA	11/24/15	21	4-8	.500	3-6	.500	4-4	1.000	1	5	6	5	0	1	1	2	0	0	15	9.6	
vs Nebraska	11/27/15	19	1-3	.333	0-2	.000	2-2	1.000	0	7	7	5	1	4	1	0	0	0	4	8.7	
vs George Washington	11/28/15	15	1-5	.200	1-2	.500	0-0	.000	1	1	2	4	9	1	1	3	1	0	3	7.9	
BUTLER	12/2/15	29	6-13	.462	4-10	.400	0-0	.000	0	4	4	4	8	2	4	0	0	0	16	8.9	
MORGAN STATE	12/6/15	2	0-0	.000	0-0	.000	0-0	.000	0	0	0	0	2	0	0	0	0	0	0	7.9	
at Xavier	12/12/15	18	2-5	.400	0-2	.000	0-0	.000	1	1	2	4	0	1	1	1	2	0	4	7.5	
NORFOLK STATE	12/15/15	16	2-6	.333	1-2	.500	6-6	1.000	2	0	2	3	8	1	1	0	0	1	11	7.8	
at VCU	12/19/15	29	2-7	.286	1-4	.250	4-4	1.000	3	5	8	4	2	2	0	2	3	1	9	7.9	
IOWA STATE	12/22/15	26	4-8	.500	2-5	.400	4-4	1.000	1	2	3	5	4	2	3	2	0	2	14	8.4	
TEMPLE	12/29/15	24	2-4	.500	1-2	.500	2-2	1.000	3	2	5	4	3	0	2	1	0	0	7	8.3	
TULSA	12/16	16	1-3	.333	0-2	.000	0-0	.000	0	3	3	4	2	4	2	1	1	1	2	7.9	
at SMU	01/07/16	29	2-6	.333	0-2	.000	0-0	.000	1	4	5	4	3	3	0	1	0	4	7.6		
at USF	1/10/16	12	1-6	.167	0-2	.000	0-0	.000	1	2	3	4	2	0	1	1	0	1	2	7.3	
HOUSTON	1/13/16	13	2-6	.333	1-4	.250	0-0	.000	0	0	0	0	3	9	5	2	0	1	0	5	7.2
at Temple	01/16/16	38	4-10	.400	0-3	.000	0-0	.000	1	7	8	4	2	4	2	0	1	8	7.2		
MEMPHIS	01/21/16	20	1-4	.250	0-2	.000	0-0	.000	0	2	2	4	1	1	1	0	0	1	2	7.0	
TULANE	01/24/16	24	2-5	.400	1-3	.333	0-0	.000	3	4	7	4	2	2	3	0	1	2	5	6.9	
at UCONN	1/28/16	23	3-7	.429	1-2	.500	0-0	.000	1	4	5	4	2	2	0	3	1	7	6.9		
USF	02/04/16	24	3-8	.375	2-6	.333	3-4	.750	0	2	2	4	1	2	2	0	1	1	11	7.0	
at Memphis	2/6/16	29	1-9	.111	0-3	.000	5-6	.833	2	1	3	4	1	2	1	0	1	1	7	7.0	
at UCF	2/9/16	13	2-4	.500	2-2	1.000	0-0	.000	1	2	3	4	0	3	0	1	0	0	6	7.0	
EAST CAROLINA	2/13/16	25	4-10	.400	2-6	.333	0-0	.000	1	2	3	4	0	4	1	1	0	0	2	10	7.1
at Tulsa	02/18/16	35	3-10	.300	2-7	.286	1-2	.500	0	6	6	4	1	3	4	2	1	1	9	7.2	
UCONN	2/20/16	29	5-9	.556	3-6	.500	0-1	.000	0	4	4	4	1	1	0	0	1	1	13	7.4	
at East Carolina	2/27/16	40	7-12	.583	4-9	.444	0-0	.000	2	5	7	4	2	0	2	0	0	0	18	7.8	
at Houston	3/3/16	40	5-16	.313	4-9	.444	0-0	.000	1	1	2	4	1	4	1	3	1	1	14	8.0	
Totals		5	697	79-213	.371	40-117	.342	41-47	.872	33	90	123	4.1	52	51	21	24	24	239	8.0	

CAREER STATISTICS

			Total		3-Point		F-Throws		Rebounds											Scoring	
Season	gp-gs	min/avg	fg-fga	pct	fg-fga	pct	ft-fita	pct	off	def	tot	avg	pf	fo	ast	to	blk	stl	pts	avg	
2015-16	30-5	697/23.2	79-213	.371	40-117	.342	41-47	.872	33	90	123	4.1	52	1	51	21	24	24	239	8.0	
TOTAL	30-5	697/23.2	79-213	.371	40-117	.342	41-47	.872	33	90	123	4.1	52	1	51	21	24	24	239	8.0	



#2 OCTAVIUS ELLIS

FORWARD • 6-10 • 235 • SENIOR • 1L • MEMPHIS, TENN. (TRINITY VALLEY COLLEGE [TEXAS])



ALL-CONFERENCE CANDIDATE

AWARDS

- » Barclays Center Classic MVP (2015)
- » Preseason First Team American Athletic Conference (2015-16)
- » Riley Wallace All-America Team (2014-15)
- » Second Team American Athletic Conference (2014-15)
- » American Athletic Conference Weekly Honor Roll (11/17/14, 11/24/14, 3/2/15, 11/16/15, 12/6/15, 1/18/16, 2/15/16)

MOMENTS

- » Had a key tip-in and made two key free throws late to help secure a 61-56 win over George Washington in the championship game of the Barclays Center Classic (11/28/15)
- » Ranked as the only player in The American in 2014-15 to be listed among the top four leaders in field goal percentage (third at .557), blocks (third at 2.0) and rebounding (fourth at 7.2)
- » Scored a season-high 20 points on 7-of-10 shooting with eight rebounds against UCF (2/25/15)
- » Posted a team-high 19 points and game-high 11 rebounds against Memphis (3/8/15)

2015-16 Season (Senior): Posted a double-double with a game-high 16 points to go with 11 rebounds against East Carolina (2/13) ... notched 14 points, nine rebounds and three blocks at Temple (1/16) ... registered a double-double with 13 points and 13 rebounds, including eight offensive rebounds, against Houston (1/13) ... posted a game-high 13 points on 6-of-9 shooting with six rebounds at No. 12/13 Xavier ... registered a double-double with 16 points and 12 rebounds, making 8 of 10 free throws against Butler (12/2) ... named the MVP of the Barclays Center Classic after averaging 10.5 points and 8.0 rebounds in Brooklyn ... recorded 12 points, nine rebounds and two blocks, with a key tip-in and two free throws late against George Washington (11/28) ... posted double-double with 17 points and a game-high 10 rebounds in season opener (11/13).

2014-15 Season (Junior): Started all 34 games, averaging a team-high 9.9 points, 7.2 rebounds, 2.0 blocks and 1.3 assists in 28.7 minutes ... named to the Riley Wallace All-America Team and chosen as a finalist for the Riley Wallace Award given to the top transfer in Division I basketball ... tabbed an NABC Second Team All-District 25 selection ... named a second team all-conference pick by American Athletic Conference coaches ... selected to The American's Weekly Honor Roll three times (11/7, 11/24 and 3/2) ... ranked as the only player in The American to be listed among the top four leaders in field goal percentage (third at .557), blocks (third at 2.0) and rebounding (fourth at 7.2) ... ranked among the league leaders in offensive rebounds (third at 2.7) and defensive rebounds (tied for fourth 4.5) ... finished near the top of the conference in blocks (third at 2.1), field goal shooting percentage (third at .582) and rebounds (third at 7.3) during league play ... led the Bearcats in rebounding in 18 games, grabbing 10 or more boards eight times ... pulled down at least six rebounds in 24 of UC's 34 games ... led UC in scoring in a team-best 18 games ... averaged a team-high 11.1 points on 59.7 percent (40 of 67) shooting from the field during February ... scored a season-high 20 points on 7-of-10 shooting from the field to go with eight rebounds against UCF (2/25) ... registered three double-doubles on the season with 14 points and a season-high 14 rebounds against East Carolina (2/1), 14 points and a game-high 10 rebounds at Tulane (2/28) and a team-high 19 points and a game-high 11 rebounds against Memphis (3/8) ... recorded a season-high six blocks at UConn (1/10) ... posted at least one block in 28 of 34 games ... made 22 consecutive free throws (starting against Temple [1/17] before missing his first attempt at SMU [2/5]) ... named to Emerald Coast Classic All-Tournament Team.

Prior to Cincinnati: Played two seasons at Trinity Valley College in Athens, Texas ... averaged 14.8 points, 9.7 rebounds and 3.2 blocked shots as a redshirt sophomore during the 2013-14 season while being named First Team All-America by the National Junior College Athletic Association ... helped lead the Cardinals to their first NJCAA tournament

SEASON & CAREER STATISTICS

2015-16 SEASON

	Pts	CAREER
17 vs. Western Carolina, 11/13/15		20 vs. UCF, 2/25/15
12 vs. Butler, 12/2/15	FG Atts	12, 2x (last 12 vs. Butler, 12/2/15)
8 vs. Western Carolina, 11/13/15	FG Made	8 vs. Western Carolina, 11/13/15
0	3PT-FG Atts	1 vs. USF, 2/7/15
0	3PT-FG Made	0
14 vs. Ark.-Pine Bluff, 11/22/15	FT Atts	14 vs. Ark.-Pine Bluff, 11/22/15
8, 2x (last vs. Butler, 12/2/15)	FT Made	10, vs. Morehead State, 11/19/14
14, 2x (last at East Carolina, 2/27/16)	Rebs	14, 2x (last at East Carolina, 2/27/16)
5 vs. Norfolk State, 12/15/15	Assts	5 vs. Norfolk State, 12/15/15
4 vs. Western Carolina, 11/13/15	Stls	4 vs. Western Carolina, 11/13/15
3, 5x (last at East Carolina, 2/27/16)	Blks	6 at UConn, 1/10/15
33, 2x (last at Tulsa, 2/18/16)	Mins	40- vs. San Diego State, 12/17/14

MISCELLANEOUS STATISTICS


CATEGORY	2014-15	2015-16	CAREER
Double-Figure Scoring Games	18	19	37
Double-Figure Rebounding Games	8	8	16
Double-Double Games	3	5	8
20-Point Scoring Games	1	0	1
Games Led UC in Scoring	6	4	10
Games Led UC in Rebounding	18	11	29
Games Led UC in Assists	6	0	6
Games With 3+ Assists	4	2	6
Games With 3+ Blocks	14	5	19
Games With 3+ Steals	2	1	3
Games With 3+ Three-Pointers	0	0	0

appearance since 1999 while posting a 29-7 record ... attended Cincinnati during the 2011-12 academic year, playing a total of 25 minutes in three games, averaging 2.3 points and 1.7 rebounds ... suffered a broken hand in November 2011 and sat out the rest of the season ... later received a medical hardship for the year ... averaged 15 points and 10 rebounds as a senior at Whitehaven High School ... tabbed an all-conference selection, averaging 16.8 points, 7.8 rebounds, 2.2 blocks and 2.1 assists as a junior ... rated as a three-star recruit by Rivals.com and Scout.com.

Personal: Born March 10, 1993 in Memphis, Tennessee ... son of Jerrell Horne, a former basketball player at the University of Memphis (1993 & 1994) ... cousin of NBA player Monta Ellis (currently playing with the Indiana Pacers) ... guardian is Flossie Ellis ... has two sisters, Nissa and Dawn Ellis ... right-handed.

CAREER STATISTICS

			Total		3-Point		F-Throws		Rebounds											Scoring	
Season	gp-gs	min/avg	fg-fga	pct	fg-fga	pct	ft-fta	pct	off	def	tot	avg	pf	fo	ast	to	blk	stl	pts	avg	
2011-12	3-0	25/8.3	2-5	.400	0-0	.000	3-4	.750	1	4	5	1.7	1	0	1	3	2	2	7	2.3	
2014-15	34-34	975/28.7	122-219	.557	0-1	.000	93-135	.689	93	152	245	7.2	90	3	44	76	67	28	337	9.9	
2015-16	30-29	743/24.8	108-195	.554	0-0	.000	82-128	.641	86	138	224	7.5	86	3	33	65	42	26	298	9.9	
TOTAL	67-63	1743/26.0	232-419	.554	0-1	.000	178-267	.667	180	294	474	7.1	177	6	78	144	111	56	642	9.6	



#2 OCTAVIUS ELLIS

FORWARD • 6-10 • 235 • SENIOR • 1L • MEMPHIS, TENN. (TRINITY VALLEY COLLEGE [TEXAS])

GAME-BY-GAME STATISTICS

2015-16 (SENIOR SEASON)

Opponent	Date	gs	min	Total		3-Pointers		Free throws		Rebounds			pf	a	t/o	blk	stl	pts	avg		
				fg	fga	3fg	3fga	ft	fta	off	def	tot									
WESTERN CAROLINA	11/13/15	*	24	8-11	.727	0-0	.000	1-2	.500	4	6	10	10.0	2	1	3	2	4	17	17.0	
ROBERT MORRIS	11/15/15	*	19	4-5	.800	0-0	.000	2-3	.667	0	3	3	6.5	2	0	1	3	1	10	13.5	
at Bowling Green	11/18/15	*	21	2-6	.333	0-0	.000	0-1	.000	3	6	9	7.3	4	0	1	0	0	4	10.3	
ARKANSAS-PINE BLUFF	11/22/15	*	22	2-4	.500	0-0	.000	8-14	.571	2	3	5	6.8	1	1	2	2	2	12	10.8	
SE LOUISIANA	11/24/15	*	21	2-6	.333	0-0	.000	2-2	1.000	3	6	9	7.2	4	2	1	0	1	6	9.8	
vs Nebraska	11/27/15	*	24	4-9	.444	0-0	.000	4-8	.500	7	2	9	7.5	2	2	3	2	0	12	10.2	
vs George Washington	11/28/15	*	29	3-4	.750	0-0	.000	3-4	.750	1	6	7	7.4	0	0	2	0	0	9	10.0	
BUTLER	12/2/15	*	27	4-4	1.000	0-0	.000	8-10	.800	3	9	12	8.0	4	2	4	3	0	16	10.8	
MORGAN STATE	12/6/15	*	21	6-7	.857	0-0	.000	1-2	.500	1	4	5	7.7	1	1	2	2	1	13	11.0	
at Xavier	12/12/15	*	28	6-9	.667	0-0	.000	1-5	.200	2	4	6	7.5	2	2	5	2	1	13	11.2	
NORFOLK STATE	12/15/15	*	26	1-3	.333	0-0	.000	3-6	.500	3	8	11	7.8	1	5	1	3	2	5	10.6	
at VCU	12/19/15	*	20	0-3	.000	0-0	.000	4-6	.667	3	4	7	7.8	5	1	2	0	0	4	10.1	
IOWA STATE	12/22/15	*	27	4-6	.667	0-0	.000	1-2	.500	3	5	8	7.8	2	0	2	1	0	9	10.0	
TEMPLE	12/29/15	*	26	4-6	.667	0-0	.000	4-5	.800	3	4	7	7.7	3	0	0	0	1	12	10.1	
TULSA	12/16	*	16	2-3	.667	0-0	.000	2-3	.667	1	2	3	7.4	3	0	2	1	2	6	9.9	
at SMU	01/07/16	*	14	0-2	.000	0-0	.000	2-2	1.000	1	0	1	7.0	4	0	1	1	0	2	9.4	
at USF	1/10/16	*	24	4-7	.571	0-0	.000	2-3	.667	1	1	2	6.7	3	0	1	1	1	10	9.4	
HOUSTON	1/13/16	*	28	5-10	.500	0-0	.000	3-4	.750	8	5	13	7.1	4	2	1	1	1	13	9.6	
at Temple	01/16/16	*	33	4-7	.571	0-0	.000	6-6	1.000	3	6	9	7.2	5	0	3	3	0	14	9.8	
MEMPHIS	01/21/16	*	27	5-10	.500	0-0	.000	0-0	.000	2	1	3	7.0	4	0	2	2	2	10	9.9	
TULANE	01/24/16	*	13	3-5	.600	0-0	.000	2-2	1.000	0	3	3	6.8	2	1	2	0	0	8	9.8	
at UCONN	12/8/16	*	31	4-8	.500	0-0	.000	2-2	1.000	1	6	7	6.8	2	1	2	2	1	10	9.8	
USF	02/04/16	*	23	4-5	.800	0-0	.000	2-2	1.000	1	1	2	6.6	4	2	2	1	1	10	9.8	
at Memphis	2/6/16	*	23	4-8	.500	0-0	.000	0-0	.000	2	4	6	6.5	4	0	1	1	1	8	9.7	
at UCF	2/9/16	*	29	4-10	.400	0-0	.000	2-2	1.000	6	8	14	6.8	2	1	2	0	2	10	9.7	
EAST CAROLINA	2/13/16	*	28	7-9	.778	0-0	.000	2-4	.500	6	5	11	7.0	2	4	3	2	2	16	10.0	
at Tulsa	02/18/16	*	33	4-8	.500	0-0	.000	3-6	.500	4	5	9	7.1	4	2	4	2	0	11	10.0	
UCONN	2/20/16	*	28	2-7	.286	0-0	.000	3-8	.375	5	5	10	7.2	4	1	2	1	0	7	9.9	
at East Carolina	2/27/16	*	31	4-10	.400	0-0	.000	2-4	.500	2	12	14	7.4	1	2	4	3	0	10	9.9	
at Houston	3/3/16	*	27	2-3	.667	0-0	.000	7-10	.700	5	4	9	7.5	5	0	4	1	0	11	9.9	
Totals			29	743	108-195	.554	0-0	.000	82-128	.641	86	138	224	7.5	86	33	65	42	26	298	9.9

2014-15 (JUNIOR SEASON)

Opponent	Date	gs	min	Total		3-Pointers		Free throws		Rebounds			pf	a	t/o	blk	stl	pts	avg		
				fg	fga	3fg	3fga	ft	fta	off	def	tot									
SAINT FRANCIS	11/14/14	*	32	5-8	.625	0-0	.000	3-5	.600	1	7	8	8.0	4	2	4	2	3	13	13.0	
MOREHEAD STATE	11/19/14	*	30	3-5	.600	0-0	.000	10-13	.769	3	4	7	7.5	4	0	1	3	0	16	14.5	
EASTERN ILLINOIS	11/23/14	*	32	3-6	.500	0-0	.000	1-2	.500	5	8	13	9.3	1	1	4	1	7	12	12.0	
N.C. CENTRAL	11/25/14	*	31	3-4	.750	0-0	.000	5-7	.714	4	4	8	9.0	4	2	2	2	0	11	11.8	
vs Middle Tennessee	11/28/14	*	28	1-3	.333	0-0	.000	1-3	.333	3	6	9	9.0	2	2	0	3	0	3	10.0	
vs Ole Miss	11/29/14	*	30	5-6	.833	0-0	.000	3-7	.429	4	3	7	8.7	3	0	2	3	0	13	10.5	
STONY BROOK	12/02/14	*	13	2-5	.400	0-0	.000	1-2	.500	1	2	3	7.9	2	1	1	1	0	5	9.7	
at Nebraska	12/13/14	*	33	2-4	.500	0-0	.000	2-5	.400	2	7	9	8.0	2	1	5	2	0	6	9.3	
SAN DIEGO STATE	12/17/14	*	40	3-5	.600	0-0	.000	2-2	1.000	5	4	9	8.1	4	1	4	4	2	8	9.1	
VCU	12/20/14	*	33	5-8	.625	0-0	.000	2-2	1.000	2	5	7	8.0	1	0	2	3	2	12	9.4	
WAGNER	12/23/14	*	22	4-5	.800	0-0	.000	2-2	1.000	0	1	1	7.4	2	3	1	3	0	10	9.5	
at NC State	12-30-14	*	26	3-5	.600	0-0	.000	5-6	.833	2	5	7	7.3	5	3	3	1	2	11	9.6	
SMU	01/03/15	*	33	6-7	.857	0-0	.000	0-0	.000	2	3	5	7.2	1	1	2	1	3	12	9.8	
EAST CAROLINA	01/06/15	*	28	4-9	.444	0-0	.000	4-4	1.000	4	5	9	7.3	0	1	2	3	0	12	9.9	
at UConn	1/10/15	*	30	3-6	.500	0-0	.000	1-1	1.000	2	4	6	7.2	3	1	4	6	1	7	9.7	
at Memphis	1/15/15	*	21	1-5	.200	0-0	.000	0-1	.000	0	3	3	6.9	5	1	3	1	0	2	9.3	
TEMPLE	01/17/15	*	26	3-8	.375	0-0	.000	7-7	1.000	2	3	5	6.8	2	2	3	1	1	13	9.5	
HOUSTON	01/21/15	*	33	3-3	1.000	0-0	.000	5-5	1.000	4	1	5	6.7	1	2	2	1	0	11	9.6	
at UCF	01/25/15	*	33	3-6	.500	0-0	.000	2-2	1.000	4	6	10	6.9	3	2	1	2	0	8	9.5	
UCONN	01/29/15	*	21	0-1	.000	0-0	.000	4-4	1.000	2	2	4	6.8	4	2	3	0	1	4	9.2	
at East Carolina	02/01/15	*	32	5-6	.833	0-0	.000	4-4	1.000	5	9	14	7.1	3	2	3	3	1	14	9.4	
at SMU	02/05/15	*	36	1-2	.500	0-0	.000	4-6	.667	3	4	7	7.1	2	2	1	4	0	6	9.3	
USF	02/07/15	*	29	4-7	.571	0-1	.000	0-2	.000	3	7	10	7.2	1	3	1	3	2	8	9.2	
at Temple	02/10/15	*	31	2-4	.500	0-0	.000	4-8	.500	2	4	6	7.2	4	1	4	1	2	8	9.2	
TULANE	02/14/15	*	33	7-12	.583	0-0	.000	1-2	.500	2	4	6	7.1	1	0	2	3	0	15	9.4	
XAVIER	02/18/15	*	29	5-11	.455	0-0	.000	1-2	.500	2	2	4	7.0	4	0	1	1	2	11	9.5	
at Houston	2/21/15	*	10	2-4	.500	0-0	.000	0-0	.000	0	1	1	6.8	1	1	1	0	0	4	9.3	
UCF	02/25/15	*	29	7-10	.700	0-0	.000	6-8	.750	3	5	8	6.8	2	3	0	1	2	20	9.6	
at Tulane	02/28/15	*	27	7-11	.636	0-0	.000	0-0	.000	3	7	10	6.9	4	2	1	0	0	14	9.8	
at Tulsa	03/04/15	*	33	2-6	.333	0-0	.000	3-4	.750	3	10	13	7.1	2	1	5	4	0	7	9.7	
MEMPHIS	03/08/15	*	33	6-7	.857	0-0	.000	7-9	.778	6	5	11	7.3	3	1	2	0	0	19	10.0	
vs UConn	3/13/15	*	33	5-10	.500	0-0	.000	1-4	.250	2	5	7	7.3	2	0	3	0	0	11	10.0	
vs Purdue	3/19/15	*	18	3-10	.300	0-0	.000	1-3	.333	2	1	3	7.1	3	0	4	1	2	7	9.9	
vs Kentucky	3/21/15	*	27	4-10	.400	0-0	.000	1-3	.333	5	5	10	7.2	5	0	2	0	1	9	9.9	
Totals			34	975	122-219	.557	0-1	.000	93-135	.689	93	152	245	7.2	90	44	76	67	28	337	9.9

2011-12 (FRESHMAN SEASON - RECEIVED MEDICAL HARDSHIP)

Opponent	Date	gs	min	Total		3-Pointers		Free throws		Rebounds			pf	a	t/o	blk	stl	pts	avg	
				fg	fga	3fg	3fga	ft	fta	off	def	tot								avg
ALABAMA STATE	11/13/11		11	2-2	1.000	0-0	.000	2-2	1.000	1	1	2	2.0	0	0	2	1	6	6.0	
JACKSONVILLE STATE	11/15/11		5	0-1	.000	0-0	.000	0-0	.000	0	0	0	1.0	1	0	0	1	0	3.0	
NORTHWESTERN STATE	11/21/11		9	0-2	.000	0-0	.000	1-2	.500	0	3	3	1.7	1	0	3	0	1	2.3	
Totals			0	25	2.5	.400	0-0	.000	3-4	.750	1	4	5	1.7	1	1	3	2	7	2.3



#3 JUSTIN JENIFER

GUARD • 5-10 • 175 • FRESHMAN • HS • BALTIMORE, MD. (MILFORD MILL ACADEMY)

MOMENTS

» Scored 11 points and dished out nine assists in 16 minutes against Robert Morris (11/15/15)

2015-16 Season (Freshman): Tallied seven points to go with two assists in eight minutes vs. Tulsa (1/2) ... scored eight points with a pair of threes and two steals against Arkansas-Pine Bluff (11/22) ... posted a career-high 11 points and nine assists in 16 minutes vs. Robert Morris (11/15) ... tallied seven points and three rebounds in collegiate debut (11/13).

Prior to Cincinnati: Earned Baltimore Sun All-Metro second-team honors while averaging 17.3 points, 7.0 assists and 3.0 rebounds as a senior at Milford Mills Academy ... scored 30 or more points three times, including a 40-point effort during his final year, guiding the Millers to a 15-8 overall mark and an appearance at the regional finals ... tabbed a Gatorade Player of the Year nominee as a senior ... scored more than 1,000 points during his career ... helped his squad advance to the Maryland Class 3A state semifinals as a junior, averaging 18 points and 13 assists during the year ... claimed Baltimore Sun All-Metro first-team honors and was tabbed co-Baltimore County Player of the Year while posting double figures in every game and registered 12 double-doubles as a junior ... saw his team post a 26-2 record and win the state championship as a sophomore, tallying 17 points, seven assists and seven rebounds in the title game ... earned Baltimore Sun All-Metro second-team accolades as a sophomore ... named most valuable player at the 2013 Mary Kline Classic, posting 23 points and 10 assists.

Personal: Born December 4, 1995 in Baltimore, Maryland ... son of Kisha Hull and Howard Jenifer ... has one sister, Raeshawnda ... left-handed.

SEASON & CAREER STATISTICS

2015-16 SEASON

2015-16 SEASON	CAREER
11 vs. Robert Morris, 11/15/15	11 vs. Robert Morris, 11/15/15
6, 4x (last vs. Tulane, 1/24/16)	6, 4x (last vs. Tulane, 1/24/16)
3, 3x (last vs. Ark.-Pine Bluff, 11/22/15)	3, 3x (last vs. Ark.-Pine Bluff, 11/22/15)
4, 2x (last vs. Tulane, 1/24/16)	4, 2x (last vs. Tulane, 1/24/16)
2 vs. Ark.-Pine Bluff, 11/22/15	2 vs. Ark.-Pine Bluff, 11/22/15
6 vs. Robert Morris, 11/15/15	6 vs. Robert Morris, 11/15/15
6 vs. Robert Morris, 11/15/15	6 vs. Robert Morris, 11/15/15
3 vs. Western Carolina, 11/13/15	3 vs. Western Carolina, 11/13/15
9 vs. Robert Morris, 11/15/15	9 vs. Robert Morris, 11/15/15
3, 2x (last vs. USF, 2/4/16)	3, 2x (last vs. USF, 2/4/16)
0	0
19, 2x (last vs. Ark.-Pine Bluff, 11/22/15)	19, 2x (last vs. Ark.-Pine Bluff, 11/22/15)

MISCELLANEOUS STATISTICS

CATEGORY	2015-16	CAREER
Double-Figure Scoring Games	1	1
Double-Figure Rebounding Games	0	0
Double-Double Games	0	0
20-Point Scoring Games	0	0
Games Led UC in Scoring	0	0
Games Led UC in Rebounding	0	0
Games Led UC in Assists	1	1
Games With 3+ Assists	3	3
Games With 3+ Blocks	0	0
Games With 3+ Steals	2	2
Games With 3+ Three-Pointers	0	0

GAME-BY-GAME STATISTICS

2015-16 (FRESHMAN SEASON)

Opponent	Date	gs	min	fg-fga	pct	3fg-fga	pct	ft-fa	pct	off	def	tot	avg	pf	a	lo	blk	stl	pts	avg
WESTERN CAROLINA	11/13/15	13	3-5	.600	1-2	.500	0-0	.000	0	3	3	3.0	2	0	3	0	0	7	7.0	
ROBERT MORRIS	11/15/15	16	2-2	1.000	1-1	1.000	6-6	1.000	0	2	2	2.5	1	9	1	0	1	11	9.0	
at Bowling Green	11/18/15	19	3-6	.500	1-3	.333	0-2	.000	0	1	1	2.0	1	2	1	0	0	3	7	8.3
ARKANSAS-PINE BLUFF	11/22/15	19	3-6	.500	2-4	.500	0-0	.000	0	1	1	1.8	3	2	2	0	2	8	8.3	
SE LOUISIANA	11/24/15	7	1-1	1.000	1-1	1.000	0-0	.000	0	0	0	1.4	0	1	1	0	0	3	7.2	
vs Nebraska	11/27/15	11	0-2	.000	0-1	.000	0-0	.000	0	0	0	1.2	1	2	1	0	0	0	6.0	
vs George Washington	11/28/15	7	0-2	.000	0-1	.000	0-0	.000	0	2	2	1.3	1	1	1	0	0	0	5.1	
BUTLER	12/2/15	5	0-1	.000	0-1	.000	1-2	.500	0	0	0	1.1	0	1	1	0	1	1	4.6	
MORGAN STATE	12/6/15	13	2-6	.333	0-2	.000	2-3	.667	0	0	0	1.0	2	3	0	0	2	6	4.8	
at Xavier	12/12/15	4	0-1	.000	0-1	.000	0-0	.000	0	0	0	0.9	0	1	0	0	0	0	4.3	
NORFOLK STATE	12/15/15	13	1-3	.333	1-2	.500	0-0	.000	0	1	1	0.9	1	0	1	0	0	3	4.2	
at VCU	12/19/15	3	0-2	.000	0-0	.000	0-0	.000	0	0	0	0.8	0	1	0	0	0	0	3.8	
IOWA STATE	12/22/15	2	0-1	.000	0-1	.000	0-0	.000	0	0	0	0.8	0	1	0	0	0	0	3.5	
TEMPLE	12/29/15	4	1-1	1.000	0-0	.000	0-0	.000	0	0	0	0.7	0	0	0	0	0	2	3.4	
TULSA	1/2/16	8	2-3	.667	1-1	1.000	2-2	1.000	0	0	0	0.7	1	2	0	0	0	7	3.7	
at USF	1/10/16	9	0-1	.000	0-0	.000	0-0	.000	0	0	0	0.6	1	1	0	0	0	0	3.4	
HOUSTON	1/13/16	7	1-1	1.000	0-0	.000	0-0	.000	0	1	1	0.6	0	0	0	0	1	2	3.4	
at Temple	01/16/16	2	0-0	.000	0-0	.000	0-0	.000	0	1	1	0.7	0	0	2	0	0	0	3.2	
TULANE	01/24/16	18	2-6	.333	2-4	.500	0-0	.000	1	1	2	0.7	0	2	1	0	0	6	3.3	
USF	02/04/16	11	0-2	.000	0-1	.000	2-2	1.000	0	1	1	0.8	1	1	0	0	3	2	3.3	
at Memphis	2/6/16	1	0-0	.000	0-0	.000	0-0	.000	0	0	0	0.7	0	0	1	0	0	0	3.1	
at UCF	2/9/16	3	0-2	.000	0-2	.000	0-0	.000	1	0	1	0.7	0	0	0	0	0	0	3.0	
EAST CAROLINA	2/13/16	4	0-1	.000	0-1	.000	0-0	.000	0	0	0	0.7	0	0	0	0	0	0	2.8	
at Tulsa	02/18/16	6	0-0	.000	0-0	.000	0-0	.000	0	1	1	0.7	0	1	0	0	0	0	2.7	
UCONN	2/20/16	3	0-1	.000	0-0	.000	0-0	.000	0	1	1	0.7	1	0	0	0	0	0	2.6	
at East Carolina	2/27/16	11	0-0	.000	0-0	.000	0-0	.000	0	0	0	0.7	1	3	1	0	1	0	2.5	
at Houston	3/3/16	13	0-2	.000	0-1	.000	1-3	.333	0	0	0	0.7	1	0	0	0	0	1	2.4	
Totals		0	232	21-58	.362	10-30	.333	14-20	.700	2	16	18	0.7	18	34	17	0	14	66	2.4

CAREER STATISTICS

Season	gp-gs	min/avg	Total fg-fga	pct	3-Point fg-fga	pct	F-Throws ft-fa	pct	Rebounds off	def	tot	avg	Scoring pf	fo	ast	to	blk	stl	pts	avg
2015-16	27-0	232/8.6	21-58	.362	10-30	.333	14-20	.700	2	16	18	0.7	18	0	34	17	0	14	66	2.4
TOTAL	27-0	232/8.6	21-58	.362	10-30	.333	14-20	.700	2	16	18	0.7	18	0	34	17	0	14	66	2.4



#10 TROY CAUPAIN

GUARD • 6-4 • 205 • JUNIOR • 2L • MIDLOTHIAN, VA. (COSBY HIGH SCHOOL)



ALL-CONFERENCE CANDIDATE

SEASON & CAREER STATISTICS

2015-16 SEASON		CAREER
27 at East Carolina, 2/27/16	Pts	27 at East Carolina, 2/27/16
18 at Houston, 3/3/16	FG Atts	18 at Houston, 3/3/16
9, 2x (last at East Carolina, 2/27/16)	FG Made	9, 2x (last at East Carolina, 2/27/16)
9 at Xavier, 12/12/15	3PT-FG Atts	9 at Xavier, 12/12/15
4, 4x (last at East Carolina, 2/27/16)	3PT-FG Made	4, 4x (last at East Carolina, 2/27/16)
6, 5x, (last vs. UConn, 2/20/16)	FT Atts	11 vs. Morehead State, 11/19/14
6 vs. Memphis, 1/21/16	FT Made	8 vs. Morehead State, 11/19/14
9 at Tulsa, 2/18/16	Rebs	9 at Tulsa, 2/18/16
10 vs. USF, 2/4/16	Assts	10 vs. USF, 2/4/16
5 at UCF, 2/9/16	Stls	5, 2x (last at UCF, 2/9/16)
2 vs. USF, 2/4/16	Blks	2, 2x (last vs. USF, 2/4/16)
39, 2x (last at Tulsa, 2/18/16)	Mins	45 at Nebraska, 12/13/14

MISCELLANEOUS STATISTICS

CATEGORY	2013-14	2014-15	2015-16	CAREER
Double-Figure Scoring Games	5	17	18	40
Double-Figure Rebounding Games	0	0	0	0
Double-Double Games	0	0	1	1
20-Point Scoring Games	0	1	2	3
Games Led UC in Scoring	1	9	13	23
Games Led UC in Rebounding	1	0	0	1
Games Led UC in Assists	9	22	26	57
Games With 3+ Assists	11	22	24	57
Games With 3+ Blocks	0	0	0	0
Games With 3+ Steals	1	3	3	7
Games With 3+ Three-Pointers	1	2	6	9

... tallied a season-high 15 points with a trio of three-pointers and 6-of-6 shooting from the free-throw line against USC Upstate (12/3) ... scored 14 points on 5-of-6 shooting with two three-pointers against Rutgers (1/11) ... grabbed a season-best six rebounds at USF (1/18) ... scored in double figures five times and led the Bearcats in assists in nine games ... handed out three or more assists in 11 games.

Prior to Cincinnati: Played three seasons at Cosby High School in Midlothian, Virginia, where he finished as the school's leader in career rebounds (347) and assists (230) while ranking second in career points (1,449) ... averaged 26.0 points, 15.1 rebounds and 3.5 assists during his senior season, helping the Titans to a 26-6 record and a district championship ... scored a career-high 48 points against Matoaca High School as a senior ... named a two-time Dominican District player of the year ... tabbed the Central Region player of the year and earned first team all-state honors ... named a Top 50 shooting guard by 247Sports.com ... coached by Ron Carr.

Personal: Born Nov. 29, 1995 in New York, New York ... son of Renee and Troy Caupain Sr. ... right-handed ... last name pronounced "co-PAIN."

AWARDS

- » Barclays Center Classic All-Tourney Team (2015)
- » Preseason First Team American Athletic Conference (2015-16)
- » American Athletic Conference Honorable Mention All-Conference (2014-15)
- » American Athletic Conference Weekly Honor Roll (1/19/14 & 1/26/15)

MOMENTS

- » Poured in a career-high 27 points at ECU (2/27/16)
- » Netted 25 points on 9-16 shooting, making four free throws in the final 1:08 in 76-72 win over Memphis (1/21/16)
- » Converted a three-point play and two free throws late to help secure a 61-56 win over George Washington in the championship game of the Barclays Center Classic (11/28/15)
- » Made a layup as time expired, forcing overtime in Cincinnati's 66-65 win over Purdue in the second round of the 2015 NCAA Tournament
- » Shot a league-best 46.5 percent from three-point range during conference play (20 of 43) in 2014-15

2015-16 Season (Junior): Scored a career-high 27 points on 9-of-14 shooting with four threes and four assists at East Carolina (2/27) ... posted 10 points and eight assists against UConn (2/20) ... tallied 15 points and a career-high nine rebounds at Tulsa (2/18), highlighted by a layup with 1 second left that sent the game into overtime ... scored 17 points with six assists at Memphis (2/6) ... registered his first career double-double with a game-high 18 points and career-high 10 assists against USF (2/4) ... handed out nine assists without a turnover against Tulane (1/24) ... poured in 5 points on 9-of-16 shooting, making four free throws in the final 1:08 in win over Memphis (1/21) ... tallied a team-high 14 points with four threes, six rebounds and three steals at USF (1/10) ... scored 19 points on 7-of-16 shooting with seven assists against Temple (12/29/15) ... posted a team-high 18 points with four assists against No. 11 Iowa State (12/22) ... scored a game-high 15 points with four assists against his hometown team, VCU (12/19) ... named to the Barclays Center Classic All-Tournament Team after averaging 16.5 points and hitting six threes in two games in Brooklyn ... scored 15 points with a pair of threes, four assists and two steals against SE Louisiana (11/24) ... handed out nine assists with one turnover to go with three steals vs. Robert Morris (11/15).

2014-15 Season (Sophomore): Started 33 of 34 games, averaging 9.6 points, 3.6 rebounds and a team-high 3.6 assists in a team-best 31.3 minutes ... named American Athletic Conference Honorable Mention All-Conference by the league's coaches ... named twice to The American Weekly Honor Roll (1/19 and 1/26) ... scored in double figures in 17 games ... led the Bearcats in assists in 22 of 34 games ... ranked among the league leaders in free-throw percentage (sixth at .788), assist-to-turnover ratio (sixth at 1.7-to-1), assists (10th at 3.6), steals (12th at 1.2) and field goal percentage (15th at .444) ... listed among The American leaders in three-point field goal percentage (first at .465) and field goal percentage (10th at .491) during league play ... scored a career-high 20 points on 8-of-9 shooting from the field against UConn (1/29) ... had 14 points with a trio of threes at No. 23 SMU (2/5) ... forced overtime with a running layup at the buzzer at the end of regulation in UC's 66-65 NCAA tournament second-round win over Purdue (3/19), finishing with 10 points in 38 minutes ... handed out a season-high seven assists without a turnover against Temple (1/17) ... dished out at least one assist in 33 of 34 games ... made 23 consecutive free throws dating back to VCU (12/20) until missing his first attempt against UCF (1/25) ... member of UC's Student-Athlete Advisory Board.

2013-14 Season (Freshman): Played in all 34 games without a start, averaging 5.4 points, 2.3 rebounds and 2.2 assists in 19.1 minutes ... ranked second on the team in free-throw shooting (78.4 percent) and assists (76) and third in three-point shooting (32.8 percent) ... produced a 2.04-to-1 assist-to-turnover ratio during conference play ... handed out a season-high nine assists with only two turnovers at Temple (1/26) ... dished out six assists with no turnovers at UCF (2/19)

CAREER STATISTICS

			Total		3-Point		F-Throws		Rebounds											Scoring	
Season	gp-gs	min/avg	fg-fga	pct	fg-fga	pct	ft-fa	pct	off	def	tot	avg	pf	fo	ast	to	blk	stl	pts	avg	
2013-14	34-0	649/19.1	54-142	.380	19-58	.328	58-74	.784	13	66	79	2.3	50	0	76	42	2	31	185	5.4	
2014-15	34-33	1065/31.3	107-241	.444	31-76	.408	82-104	.788	17	105	122	3.6	49	1	121	72	6	41	327	9.6	
2015-16	30-30	976/32.5	125-324	.386	50-153	.327	71-91	.780	11	92	103	3.4	42	0	145	55	12	34	371	12.4	
TOTAL	98-63	2690/27.4	286-707	.405	100-287	.348	211-269	.784	41	263	304	3.1	141	1	342	169	20	106	883	9.0	



#10 TROY CAUPAIN

GUARD • 6-4 • 205 • JUNIOR • 2L • MIDLOTHIAN, VA. (COSBY HIGH SCHOOL)

GAME-BY-GAME STATISTICS

2015-16 (JUNIOR SEASON)

Opponent	Date	gs	min	Total		3-Pointers		Free throws		Rebounds				pf	a	t/o	blk	stl	pts	avg	
				fg-fga	pct	3fg-fga	pct	ft-fa	pct	off	def	tot	avg								
WESTERN CAROLINA	11/13/15	*	27	2-2	1.000	0-0	.000	2-4	.500	0	3	3	3.0	0	3	3	0	2	6	6.0	
ROBERT MORRIS	11/15/15	*	24	1-3	.333	1-3	.333	3-4	.750	0	2	2	2.5	2	9	1	0	3	6	6.0	
at Bowling Green	11/18/15	*	18	3-7	.429	1-4	.250	0-0	.000	0	4	4	3.0	4	4	1	0	2	7	6.3	
ARKANSAS-PINE BLUFF	11/22/15	*	21	2-4	.500	1-3	.333	2-2	1.000	0	1	1	2.5	0	4	0	0	1	7	6.5	
SE LOUISIANA	11/24/15	*	34	5-11	.455	2-7	.286	3-5	.600	0	2	2	2.4	0	4	0	1	2	15	8.2	
vs Nebraska	11/27/15	*	29	5-11	.455	4-8	.500	3-4	.750	0	3	3	2.5	2	1	0	1	0	17	9.7	
vs George Washington	11/28/15	*	33	5-14	.357	2-6	.333	4-4	1.000	0	2	2	2.4	1	2	2	1	2	16	10.6	
BUTLER	12/2/15	*	33	4-8	.500	2-4	.500	2-3	.667	0	3	3	2.5	3	6	3	0	0	12	10.8	
MORGAN STATE	12/6/15	*	34	3-14	.214	0-8	.000	0-0	.000	0	5	5	2.8	0	5	0	0	0	6	10.2	
at Xavier	12/12/15	*	36	3-10	.300	2-9	.222	2-2	1.000	0	3	3	2.8	0	6	2	0	0	10	10.2	
NORFOLK STATE	12/15/15	*	32	1-5	.200	1-3	.333	2-4	.500	0	4	4	2.9	0	6	1	1	2	5	9.7	
at VCU	12/19/15	*	37	5-11	.455	1-3	.333	4-4	1.000	0	2	2	2.8	1	4	2	0	0	15	10.2	
IOWA STATE	12/22/15	*	34	6-14	.429	1-4	.250	5-6	.833	1	4	5	3.0	1	4	1	0	0	18	10.8	
TEMPLE	12/29/15	*	36	7-16	.438	1-4	.250	4-4	1.000	1	2	3	3.0	3	7	2	0	1	19	11.4	
TULSA	12/16	*	31	3-9	.333	2-4	.500	0-0	.000	1	2	3	3.0	2	7	3	1	0	8	11.1	
at SMU	01/07/16	*	37	4-14	.286	1-4	.250	0-0	.000	0	1	1	2.9	2	4	2	1	2	9	11.0	
at USF	11/10/16	*	31	5-14	.357	4-9	.444	0-0	.000	1	5	6	3.1	2	2	3	0	3	14	11.2	
HOUSTON	11/13/16	*	32	0-10	.000	0-4	.000	1-2	.500	1	3	4	3.1	1	5	3	1	0	1	10.6	
at Temple	01/16/16	*	31	5-15	.333	0-3	.000	4-6	.667	1	3	4	3.2	3	1	3	0	0	14	10.8	
MEMPHIS	01/21/16	*	36	9-16	.563	1-2	.500	6-6	1.000	0	3	3	3.2	0	4	3	0	2	25	11.5	
TULANE	01/24/16	*	22	3-5	.600	2-3	.667	0-1	.000	0	1	1	3.0	1	9	0	0	0	8	11.3	
at UCONN	12/8/16	*	36	3-11	.273	2-5	.400	0-0	.000	1	3	4	3.1	2	0	4	1	2	8	11.2	
USF	02/04/16	*	29	6-11	.545	4-7	.571	2-2	1.000	0	4	4	3.1	1	10	3	2	1	18	11.5	
at Memphis	2/6/16	*	39	6-12	.500	3-8	.375	2-3	.667	1	4	5	3.2	1	6	2	0	1	17	11.7	
at UCF	2/9/16	*	37	1-11	.091	0-3	.000	5-6	.833	0	4	4	3.2	3	5	3	0	5	7	11.5	
EAST CAROLINA	2/13/16	*	36	4-12	.333	2-8	.250	2-3	.667	0	5	5	3.3	1	6	0	0	2	12	11.5	
at Tulsa	02/18/16	*	39	5-14	.357	2-8	.250	3-5	.600	1	8	9	3.5	2	4	3	0	1	15	11.7	
UCONN	2/20/16	*	37	2-8	.250	1-4	.250	5-6	.833	0	2	2	3.5	0	8	1	1	0	10	11.6	
at East Carolina	2/27/16	*	38	9-14	.643	4-7	.571	5-5	1.000	1	2	3	3.4	3	4	1	1	0	27	12.1	
at Houston	3/3/16	*	37	8-18	.444	3-8	.375	0-0	.000	1	2	3	3.4	1	5	3	0	0	19	12.4	
Totals			30	976	125-324	.386	50-153	.327	71-91	.780	11	92	103	3.4	42	145	55	12	34	371	12.4

2014-15 (SOPHOMORE SEASON)

Opponent	Date	gs	min	Total		3-Pointers		Free throws		Rebounds				pf	a	t/o	blk	stl	pts	avg	
				fg-fga	pct	3fg-fga	pct	ft-fga	pct	off	def	tot	avg								
SAINT FRANCIS	11/14/14	*	27	2-2	1.000	0-0	.000	4-4	1.000	0	2	2	2.0	3	4	3	1	1	8	8.0	
MOREHEAD STATE	11/19/14	*	31	2-7	.286	1-2	.500	8-11	.727	1	4	5	3.5	1	6	1	0	0	13	10.5	
EASTERN ILLINOIS	11/23/14	*	36	8-13	.615	1-2	.500	0-0	.000	0	6	6	4.3	1	1	4	0	0	17	12.7	
N.C. CENTRAL	11/25/14	*	27	1-7	.143	0-3	.000	2-2	1.000	0	2	2	3.8	1	0	0	0	1	4	10.5	
vs Middle Tennessee	11/28/14	*	24	3-6	.500	1-3	.333	4-5	.800	0	2	2	3.4	1	1	1	0	1	11	10.6	
vs Ole Miss	11/29/14	*	23	1-6	.167	1-3	.333	0-0	.000	2	2	4	3.5	2	1	5	0	0	3	9.3	
STONY BROOK	12/02/14	*	26	3-5	.600	2-4	.500	2-2	1.000	0	3	3	3.4	1	6	1	0	0	10	9.4	
at Nebraska	12/13/14	*	45	5-13	.385	0-1	.000	3-3	1.000	2	2	4	3.5	2	6	2	0	5	13	9.9	
SAN DIEGO STATE	12/17/14	*	30	3-9	.333	0-1	.000	6-9	.667	1	3	4	3.6	0	4	2	0	2	12	10.1	
VCU	12/20/14	*	36	0-5	.000	0-2	.000	2-2	1.000	0	6	6	3.8	0	6	3	0	0	2	9.3	
WAGNER	12/23/14	*	19	2-4	.500	0-0	.000	2-2	1.000	0	3	3	3.7	3	3	4	1	1	6	9.0	
at NC State	12-30-14	*	32	5-8	.625	1-1	1.000	2-2	1.000	1	3	4	3.8	4	2	2	0	2	13	9.3	
SMU	01/03/15	*	32	1-3	.333	1-3	.333	4-4	1.000	1	3	4	3.8	2	4	3	0	1	7	9.2	
EAST CAROLINA	01/06/15	*	30	4-6	.667	2-3	.667	0-0	.000	0	4	4	3.8	0	6	2	0	1	10	9.2	
at UConn	1/10/15	*	34	6-15	.400	2-6	.333	0-0	.000	2	3	5	3.9	2	3	0	0	3	14	9.5	
at Memphis	1/15/15	*	32	4-8	.500	1-2	.500	5-5	1.000	1	2	3	3.8	2	3	3	0	1	14	9.8	
TEMPLE	01/17/15	*	32	2-5	.400	1-1	1.000	4-4	1.000	0	0	0	3.6	0	7	0	0	1	9	9.8	
HOUSTON	01/21/15	*	35	4-6	.667	3-5	.600	2-2	1.000	0	3	3	3.6	2	6	3	0	3	13	9.9	
at UCF	01/25/15	*	35	3-7	.429	0-2	.000	3-4	.750	0	3	3	3.5	1	2	2	0	3	9	9.9	
UCONN	01/29/15	*	34	8-9	.889	1-2	.500	3-4	.750	0	4	4	3.6	3	2	3	2	1	20	10.4	
at East Carolina	02/01/15	*	25	1-6	.167	0-3	.000	2-2	1.000	2	4	6	3.7	0	2	1	0	1	4	10.1	
at SMU	02/05/15	*	36	4-6	.667	3-3	1.000	3-5	.600	0	4	4	3.7	2	4	2	0	1	14	10.3	
USF	02/07/15	*	27	2-6	.333	0-2	.000	4-6	.667	0	3	3	3.7	4	1	4	0	1	8	10.2	
at Temple	02/10/15	*	28	4-6	.667	2-2	1.000	0-0	.000	0	2	2	3.6	0	3	3	0	0	10	10.2	
TULANE	02/14/15	*	30	2-4	.500	0-0	.000	1-2	.500	0	0	0	3.4	1	2	3	1	1	5	10.0	
XAVIER	02/18/15	*	35	3-5	.600	1-3	.333	2-2	1.000	1	5	6	3.5	1	4	0	0	2	9	9.9	
at Houston	2/21/15	*	21	1-7	.143	0-1	.000	3-4	.750	0	3	3	3.5	3	4	1	0	1	5	9.7	
UCF	02/25/15	*	33	4-6	.667	2-2	1.000	0-3	.000	1	2	3	3.5	0	6	3	1	1	10	9.8	
at Tulane	02/28/15	*	32	1-3	.333	1-2	.500	0-0	.000	0	5	5	3.6	0	4	1	0	1	3	9.5	
at Tulsa	03/04/15	*	33	4-6	.667	1-2	.500	3-4	.750	0	6	6	3.6	2	2	0	0	1	12	9.6	
MEMPHIS	03/08/15	*	35	2-7	.286	0-2	.000	0-0	.000	0	2	2	3.6	1	6	3	0	0	4	9.4	
vs UConn	3/13/15	*	34	4-8	.500	3-4	.750	1-2	.500	0	4	4	3.6	1	2	2	0	1	12	9.5	
vs Purdue	3/19/15	*	38	4-10	.400	0-0	.000	2-4	.500	1	2	3	3.6	2	4	2	0	2	10	9.5	
vs Kentucky	3/21/15	*	38	4-17	.235	0-4	.000	5-5	1.000	1	3	4	3.6	1	4	3	0	1	13	9.6	
Totals			33	1065	107-241	.444	31-76	.408	82-104	.788	17	105	122	3.6	49	121	72	6	41	327	9.6

2013-14 (FRESHMAN SEASON)

Opponent	Date	gs	min	Total		3-Pointers		Free throws		Rebounds				pf	a	t/o	blk	stl	pts	avg
				fg-fga	pct	3fg-fga	pct	ft-fa	pct	off	def	tot	avg							
NORTH CAROLINA CENT	11/08/13	13	0-3	.000	0-1	.000	2-2	1.000	0	3	2	2.0	0	2	1	0	0	2	2.0	
NC STATE	11/12/13	19	0-3	.000	0-0	.000	5-6	.833	1	4	2	3.0	0	3	0	1	0	5	3.5	
APPALACHIAN ST.	11/16/13	26	5-6	.833	0-1	.000	3-3	1.000	1	3	4	3.3	2	4	2	0	0	13	13.0	
CAMPBELL	11/20/13	14	0-2	.000	0-0	.000	1-2	.500	0	1	1	2.8	0	1	0	0	1	1	5.3	
UMASS LOWELL	11/26/13	20	1-4	.250	0-1	.000	5-7	.714	2	1	3	2.8	1	1	2	0	2	7	5.6	
KENNESAW ST.	11/29/13	19	2-4	.500	0-0	.000	2-2	1.000	2	1	3	2.8	1	2	1	0	2	12	6.3	
USC UPSTATE	12/03/13	21	3-8	.375	3-5	.600	6-6	1.000	0	2	2	2.7	0	5	1	0	1	15	7.0	
at New Mexico	12/07/13	21	4-7	.571	1-2	.500	2-2	1.000	0	0	2	2.4	0	1	1	0	2	11	7.5	
vs Xavier	12/14/13	25	2-8	.250	1-3	.333	0-1	.000	1	3	4	2.6	0	4	1	0	2	5	7.2	
vs Pittsburgh	12/21/13	18	1-1	1.000	1-1	1.000	1-2	.500	0	2	2	2.5	2	2	3	0	0	4	6.9	
MIDDLE TENNESSEE	12/21/13	19	1-2	.500	1-2	.500	1-2	.500	0	5	5	2.7	2	4	1	0	0	4	6.6	
CHICAGO STATE	12/23/13	16	4-7	.571	2-4	.500	0-0	.000	0	4	4	2.8	3	3	3	0	1	10	6.9	
NEBRASKA	12/28/13	24	2-4	.500	0-1	.000	1-2	.500	0	4	4	2.9	3	3	0	0	2	5	6.8	
SMU	1/1/14	24	2-5	.400	1-2	.500	2-2	1.000	0	1	4	2.8	1	2	0	0	1	7	6.8	
at Memphis	1/4/14	19	3-6	.500	1-2	.500	0-0	.000	0	3	3	2.8	1	5	1	0	3	7	6.8	
at Houston	1/7/14	22	2-6	.333	1-2	.500	1-3	.333	2	0	2	2.8	1	1	0	0	2	6	6.8	
RUTGERS	1/11/14	23	5-6	.833	2-3	.667	2-5	.400	0	2	2	2.7	3	1	4	0	0	14	7.2	
TEMPLE	1/14/14	17	0-3	.000	0-2	.000	0-2	1.000	0	0	0	2.6	3	5	0	0	1	2	6.9	
at USF	1/18/14	18	1-5	.200	1-3	.333	2-2	1.000	0	6	6	2.7	1	2	2	0	0	5	6.8	
UCF	1/23/14	23	2-7	.286	1-3	.333	1-2	.500	0	2	2	2.7	2	0	1	0	0	6	6.8	
at Temple	01/26/14	24	3-5	.600	0-2	.000	2-2	1.000	0	1	3	2.6	1	9	2	0	1	8	6.8	
at Louisville	1/30/14	22	0-5	.000	0-1	.000	0-0	.000	0	1	1	2.6	0	2	0	0	0	0	6.5	
USF	2/2/14	17	0-2	.000	0-1	.000	0-0	.000	0	2	2	2.5	0	2	2	0	1	0	8.2	
UCONN	2/6/14	12	1-3	.333	0-1	.000	0-0	.000	0	0	1	2.5	0	2	3	0	2	2	6.0	
at SMU	02/08/14	16	0-4	.000	0-4	.000	1-2	.500	0	1	1	2.4	2	2	2	0	0	1	5.8	
HOUSTON	2/15/14	20	1-2	.500	0-1	.000	2-2	1.000	1	2	3	2.5	2	0	0	0	1	2	5.7	
at UCF	2/19/14	19	2-2	1.000	1-1	1.000	0-0	.000	0	1	1	2.4	0	6	0	0	1	5	5.7	
LOUISVILLE	2/22/14	18	1-2	.500	0-0	.000	4-4	1.000	0	2	2	2.4	2	1	0	0	0	6	5.7	
at UConn	3/1/14	13	1-3	.333	1-3	.333	0-0	.000	0	1	1	2.3	0	0	3	0	3	3	5.6	
MEMPHIS	03/06/14	23	0-2	.000	0-2	.000	6-7	.857	0	4	4	2.4	2	2	1	0	1	7	5.6	
at Rutgers	03/08/14	18	3-4	.750	1-1	1.000	0-0	.000	0	2	2	2.4	0	4	1	0	0	6	5.6	
vs UCF	3/13/14	24	1-4	.250	0-1	.000	2-2	1.000	0	3	3	2.4	2	3	0	1	0	4	5.6	
vs UConn	3/14/14	8	1-3	.333	0-1	.000	0-0	.000	1	0	1	2.4	3	0	2	0	1	2	5.5	
vs Harvard	03/20/14	22	1-3	.333	0-1	.000	2-2	1.000	0	1	1	2.3	1	0	0	0	2	2	5.4	
Totals		0	649	54-142	.380	19-58	328	58-74	.784	13	66	79	23	50	76	0	2	31	185	5.4



#11 GARY CLARK

FORWARD • 6-8 • 235 • SOPHOMORE • 1L • CLAYTON, N.C. (CLAYTON HIGH SCHOOL)



ALL-CONFERENCE CANDIDATE

AWARDS

- » American Athletic Conference All-Rookie Team (2014-15)
- » American Athletic Conference Rookie of the Week (12/8/14)
- » American Athletic Conference Weekly Honor Roll (2/23/15, 2/1/16, 2/22/16)

MOMENTS

- » Converted a three-point play with 11 seconds left in 58-57 win at UConn (1/28/16)
- » Finished 2014-15 as the only freshman in The American to rank among the top 10 league leaders for rebounds (third at 7.2), field goal percentage (sixth at .524) and blocks (sixth at 1.3)
- » Ranked second in The American in rebounding among freshmen in 2014-15
- » Set Cincinnati's freshman single-game record, pulling down 16 rebounds against East Carolina (1/6/15)

2015-16 (Sophomore): Had double-double with 13 points and 11 rebounds against UConn (2/20) ... posted a team-high 18 points, nine rebounds and a pair of threes at Tulsa (2/18) ... registered a double-double with 15 points and 12 rebounds against East Carolina (2/13) ... earned a double-double with 15 points and 14 rebounds at Memphis (2/6) ... notched a double-double with 16 points and 13 rebounds against USF (2/4) ... posted 13 points, six rebounds and four blocks and converted a conventional three-point play with 11 seconds left to lift the Bearcats to a 58-57 win at UConn (1/28) ... registered 12 points and 14 rebounds at Temple (1/16) ... tallied 14 points on 5-of-6 shooting with seven rebounds, six assists and two steals vs. Houston (1/13) ... grabbed 11 rebounds, including seven offensive rebounds at USF (1/10) ... posted a double-double with 13 points and 11 rebounds and a career-high five steals at SMU (1/7) ... matched a season high with 14 rebounds to go with seven points and four assists against Tulsa (1/2) ... had 10 points on 5-of-8 shooting with a team-high nine rebounds against No. 11 Iowa state (12/22) ... accounted for 13 points and nine rebound while making a career-best 7-of-8 free throws at VCU (12/19) ... registered 19 points on 9-of-11 shooting with seven rebounds against Norfolk State (12/15/15) ... tallied a double-double with 13 points and 14 rebounds to go with five assists against Morgan State (12/6) ... scored six points and pulled down a season-high 11 rebounds against George Washington (11/28) ... poured in a career-high 21 points on 9 of 10 shooting with eight rebounds and three blocks in the season opener (11/13).

2014-15 (Freshman): Started all 34 games, averaging 7.8 points, 7.2 rebounds, 1.7 assists and 1.3 blocks in 27.8 minutes ... named to the American Athletic Conference All-Rookie Team by the league's coaches ... tabbed The American's Rookie of the Week (12/8) and chosen to league's weekly honor roll (2/23) ... grabbed 246 rebounds on the season, second most in school history by a freshman (Danny Fortson 258 in 1995) ... finished as the only freshman in The American to rank among the top 10 league leaders for rebounds (third at 7.2), field goal percentage (sixth at .524) and blocks (sixth at 1.3) ... finished second in The American in rebounding among freshmen (UConn's Daniel Hamilton [7.6]) ... ranked second in the league for offensive rebounds (2.8) and tied for fourth in defensive rebounds (4.5) ... led UC in rebounding in 15 games on the season, grabbing 10 or more boards seven times ... posted five or more rebounds in 28 of 34 games ... set a UC freshman record pulling down 16 rebounds to go with eight points, a season-best four blocks and a season-high four steals against East Carolina (1/6) ... scored in double figures in 11 games ... registered three double-doubles with 12 points and a game-high 10 rebounds against UConn (1/29), 12 points and a game-high 12 rebounds against Ole Miss (11/29) and 11 points and a game-high 14 rebounds at Houston (2/21) ... tallied a season-high 14 points on 7-of-11 shooting to go with seven rebounds against Xavier (2/18) ... had eight points, nine rebounds and a season-best five assists at Tulane (2/28) ... selected to the Emerald Coast Classic All-Tournament Team ... became the first true freshman to start a season opener since Lance Stephenson (2009-10 season).

SEASON & CAREER STATISTICS

2015-16 SEASON			CAREER		
21 vs. Western Carolina, 11/13/15	Pts	21 vs. Western Carolina, 11/13/15	14 at Tulsa, 2/18/16	FG Atts	14 at Tulsa, 2/18/16
9, 2x (last vs. Norfolk State, 12/15/15)	FG Made	9, 2x (last vs. Norfolk State, 12/15/15)	4 at Tulsa, 2/18/16	3PT-FG Atts	4 at Tulsa, 2/18/16
4 at Tulsa, 2/18/16	3PT-FG Made	2, 2x (last at Tulsa, 2/18/16)	8, 2x (last at Houston, 3/3/16)	FT Atts	8, 2x (last at Houston, 3/3/16)
2, 2x (last at Tulsa, 2/18/16)	FT Made	7 at VCU, 12/19/15	14, 4x (last at Memphis, 2/6/16)	Rebs	16 vs. East Carolina, 1/6/15
8, 2x (last at Houston, 3/3/16)	Rebs	6 vs. Houston, 1/13/16	5 at SMU, 1/7/16	Assts	6 vs. Houston, 1/13/16
7 at VCU, 12/19/15	Assts	5 at SMU, 1/7/16	4, 4x (last at UCF, 2/9/16)	Stls	5 at SMU, 1/7/16
14, 4x (last at Memphis, 2/6/16)	Stls	39 at Tulsa, 2/18/16		Blks	4, 6x (last at UCF, 2/9/16)
6 vs. Houston, 1/13/16	Blks			Mins	39 at Tulsa, 2/18/16
5 at SMU, 1/7/16	Mins				
4, 4x (last at UCF, 2/9/16)					
39 at Tulsa, 2/18/16					

MISCELLANEOUS STATISTICS

CATEGORY	2014-15	2015-16	CAREER
Double-Figure Scoring Games	11	18	29
Double-Figure Rebounding Games	7	12	19
Double-Double Games	3	7	10
20-Point Scoring Games	0	1	1
Games Led UC in Scoring	2	5	7
Games Led UC in Rebounding	15	15	30
Games Led UC in Assists	6	4	10
Games With 3+ Assists	5	10	15
Games With 3+ Blocks	4	5	9
Games With 3+ Steals	3	3	6
Games With 3+ Three-Pointers	0	0	0

Prior to Cincinnati: Averaged 26 points, seven rebounds and four assists as a senior at Clayton High School in Clayton, North Carolina ... finished his career as the school's all-time leader in points, rebounds and blocks ... tabbed a four-star recruit by Rivals, ESPN and 247 Sports ... praised on one of the nation's top 100 prospects by ESPN and Rivals ... named Greater Neuse River Conference Player of the Year as a junior and senior ... became the first player in the state of North Carolina to record a quadruple double with 22 points, 21 rebounds, 15 blocked shots and 10 assists against West Johnston during his senior season ... poured in 40 points and grabbed 12 rebounds against East Wake on Jan. 11, 2014, the same day he was left off the list of nominees for the McDonald's All-America game ... averaged 24 points, 14 rebounds and four blocks while leading the Comets to the 2013 4A Eastern Regional semifinals as a junior ... averaged nearly 32 points in the playoffs while earning Associate Press All-State accolades.

Personal: Born Nov. 16, 1994 in Smithfield, North Carolina ... son of Tammy McKey and Gary Clark Sr. ... has one brother, Jeremiah and two sisters, Azia and Tanija ... right-handed.

CAREER STATISTICS

Season	gp-gs	min/avg	Total		3-Point		F-Throws		Rebounds				Scoring						
			fg-fga	pct	fg-fga	pct	ft-fga	pct	off	def	tot	avg	pts	pf	fo	ast	to	blk	stl
2014-15	34-34	945/27.8	110-210	.524	0-5	.000	45-72	.625	94	152	246	7.2	265	54	0	57	38	45	35
2015-16	30-30	900/30.0	122-223	.547	13-25	.520	66-99	.667	101	164	265	8.8	323	69	0	65	40	46	36
TOTAL	64-64	1845/28.8	232-433	.536	13-30	.433	111-171	.649	195	316	511	8.0	588	123	0	122	78	91	71



#11 GARY CLARK

FORWARD • 6-8 • 235 • SOPHOMORE • 1L • CLAYTON, N.C. (CLAYTON HIGH SCHOOL)

GAME-BY-GAME STATISTICS

2015-16 (SOPHOMORE SEASON)

Opponent	Date	gs	min	Total		3-Pointers		Free throws		Rebounds				pf	a	t/o	blk	stl	pts	avg	
				fg	pct	fg	pct	ft	pct	off	def	tot	avg								
WESTERN CAROLINA	11/13/15	*	28	9-10	.900	0-1	.000	3-3	1.000	2	6	8	8.0	2	2	1	3	0	21	21.0	
ROBERT MORRIS	11/15/15	*	24	2-5	.400	0-0	.000	0-0	.000	4	3	7	7.5	1	3	2	2	1	4	12.5	
at Bowling Green	11/18/15	*	24	3-4	.750	0-0	.000	1-2	.500	2	8	10	8.3	3	2	1	1	2	7	10.7	
ARKANSAS-PINE BLUFF	11/22/15	*	18	3-4	.750	1-1	1.000	3-6	.500	2	4	6	7.8	4	3	1	1	1	10	10.5	
SE LOUISIANA	11/24/15	*	37	4-8	.500	1-1	1.000	3-5	.600	5	3	8	7.8	1	0	0	2	1	12	10.8	
vs Nebraska	11/27/15	*	30	2-6	.333	0-0	.000	2-2	1.000	2	2	4	7.2	2	2	2	0	1	6	10.0	
vs George Washington	11/28/15	*	27	3-4	.750	0-0	.000	0-0	.000	3	8	11	7.7	4	2	2	1	3	6	9.4	
BUTLER	12/2/15	*	23	3-4	.750	0-0	.000	3-4	.750	3	3	6	7.5	4	1	2	2	1	9	9.4	
MORGAN STATE	12/6/15	*	28	4-6	.667	1-2	.500	4-5	.800	8	6	14	8.2	2	5	0	2	1	13	9.8	
at Xavier	12/12/15	*	29	0-2	.000	0-0	.000	0-0	.000	2	5	7	8.1	3	2	1	0	2	0	8.8	
NORFOLK STATE	12/15/15	*	29	9-11	.818	1-1	1.000	0-0	.000	3	4	7	8.0	3	2	2	1	0	19	9.7	
at VCU	12/19/15	*	30	3-6	.500	0-0	.000	7-8	.875	2	7	9	8.1	4	0	1	1	0	13	10.0	
IOWA STATE	12/22/15	*	28	5-8	.625	0-1	.000	0-2	.000	5	4	9	8.2	1	2	1	0	1	10	10.0	
TEMPLE	12/29/15	*	28	3-8	.375	0-0	.000	1-1	1.000	3	1	4	7.9	2	2	2	0	0	7	9.8	
TULSA	1/2/16	*	30	3-6	.500	0-0	.000	1-2	.500	8	6	14	8.3	4	4	0	1	0	7	9.6	
at SMU	01/07/16	*	32	6-10	.600	0-0	.000	1-2	.500	4	7	11	8.4	2	1	1	0	5	13	9.8	
at USF	1/10/16	*	34	0-4	.000	0-0	.000	5-7	.714	7	4	11	8.6	1	2	2	1	1	5	9.5	
HOUSTON	1/13/16	*	33	5-6	.833	1-1	1.000	3-4	.750	5	2	7	8.5	4	6	1	1	2	14	9.8	
at Temple	01/16/16	*	34	6-10	.600	0-1	.000	0-1	.000	5	9	14	8.8	4	1	2	2	0	12	9.9	
MEMPHIS	01/21/16	*	27	2-5	.400	0-0	.000	3-5	.600	1	3	4	8.6	4	1	2	4	2	7	9.8	
TULANE	01/24/16	*	23	8-10	.800	1-1	1.000	0-2	.000	1	4	5	8.4	0	0	1	1	2	17	10.1	
at UCONN	1/28/16	*	32	4-7	.571	1-2	.500	4-7	.571	2	4	6	8.3	2	3	4	4	0	13	10.2	
USF	02/04/16	*	31	5-10	.500	1-2	.500	5-7	.714	9	4	13	8.5	2	4	0	0	1	16	10.5	
at Memphis	2/6/16	*	37	6-10	.600	1-2	.500	2-4	.500	3	11	14	8.7	3	3	0	4	0	15	10.7	
at UCF	2/9/16	*	33	3-9	.333	1-2	.500	4-4	1.000	1	7	8	8.7	1	5	1	4	1	11	10.7	
EAST CAROLINA	2/13/16	*	33	6-8	.750	0-0	.000	3-3	1.000	2	10	12	8.8	0	4	3	1	1	15	10.8	
at Tulsa	02/18/16	*	39	7-14	.500	2-4	.500	2-2	1.000	2	7	9	8.8	0	0	1	2	2	18	11.1	
UCONN	2/20/16	*	34	6-12	.500	1-2	.500	0-2	.000	1	10	11	8.9	0	1	3	2	1	13	11.2	
at East Carolina	2/27/16	*	27	2-10	.200	0-0	.000	0-1	.000	1	2	3	8.7	3	1	1	1	3	4	10.9	
at Houston	3/3/16	*	38	0-6	.000	0-1	.000	6-8	.750	3	10	13	8.8	3	1	0	2	1	6	10.8	
Totals			30	900	122-223	.547	13-25	.520	66-99	.667	101	164	265	8.8	69	65	40	46	36	323	10.8

2014-15 (FRESHMAN SEASON)

Opponent	Date	gs	min	Total		3-Pointers		Free throws		Rebounds				pf	a	t/o	blk	stl	pts	avg	
				fg	pct	3fg	pct	ft	pct	off	def	tot	avg								
SAINT FRANCIS	11/14/14	*	24	5-8	.625	0-1	.000	0-0	.000	4	2	6	6.0	1	1	0	1	4	10	10.0	
MOREHEAD STATE	11/19/14	*	24	1-4	.250	0-0	.000	0-0	.000	2	6	8	7.0	2	1	2	0	0	2	6.0	
EASTERN ILLINOIS	11/23/14	*	22	2-4	.500	0-0	.000	0-0	.000	3	5	8	7.3	2	3	0	2	1	4	5.3	
N.C. CENTRAL	11/25/14	*	25	3-5	.600	0-0	.000	6-6	1.000	5	3	8	7.5	2	2	3	4	0	12	7.0	
vs Middle Tennessee	11/28/14	*	31	4-6	.667	0-0	.000	1-2	.500	5	2	7	7.4	1	2	1	2	1	9	7.4	
vs Ole Miss	11/29/14	*	29	4-6	.667	0-0	.000	4-7	.571	4	8	12	8.2	0	0	1	1	0	12	8.2	
STONY BROOK	12/02/14	*	26	6-10	.600	0-0	.000	1-1	1.000	3	5	8	8.1	1	2	2	2	1	13	8.9	
at Nebraska	12/13/14	*	32	3-9	.333	0-0	.000	2-6	.333	4	4	8	8.1	4	1	1	1	0	8	8.8	
SAN DIEGO STATE	12/17/14	*	29	4-8	.500	0-0	.000	2-2	1.000	0	5	5	7.8	3	1	0	0	0	10	8.9	
VCU	12/20/14	*	21	2-7	.286	0-1	.000	0-0	.000	2	3	5	7.5	1	2	0	0	0	4	8.4	
WAGNER	12/23/14	*	22	2-4	.500	0-0	.000	1-1	1.000	2	4	6	7.4	1	0	0	2	1	5	8.1	
at NC State	12-30-14	*	36	3-6	.500	0-0	.000	3-7	.429	3	1	4	7.1	1	2	1	0	2	9	8.2	
SMU	01/03/15	*	33	3-6	.500	0-1	.000	2-2	1.000	2	5	7	7.1	1	2	2	1	2	8	8.2	
EAST CAROLINA	01/06/15	*	30	3-7	.429	0-0	.000	2-3	.667	4	12	16	7.7	0	3	3	4	4	8	8.1	
at UConn	1/10/15	*	27	1-2	.500	0-1	.000	0-0	.000	1	4	5	7.5	2	2	2	1	2	2	7.7	
at Memphis	1/15/15	*	30	3-7	.429	0-0	.000	1-2	.500	3	7	10	7.7	3	4	2	1	0	7	7.7	
TEMPLE	01/17/15	*	23	4-7	.571	0-0	.000	3-3	1.000	1	7	8	7.7	0	2	1	0	0	11	7.9	
HOUSTON	01/21/15	*	33	3-3	1.000	0-0	.000	2-2	1.000	0	5	5	7.6	2	0	2	2	2	8	7.9	
at UCF	01/25/15	*	28	3-5	.600	0-0	.000	1-4	.250	1	1	2	7.3	3	0	1	2	2	7	7.8	
UCONN	01/29/15	*	27	6-12	.500	0-0	.000	0-2	.000	7	3	10	7.4	1	2	2	4	4	12	8.1	
at East Carolina	02/01/15	*	33	2-5	.400	0-0	.000	0-1	.000	0	5	5	7.3	0	0	2	3	0	4	7.9	
at SMU	02/05/15	*	18	1-2	.500	0-0	.000	0-0	.000	1	4	5	7.2	3	4	0	0	0	2	7.6	
USF	02/07/15	*	16	2-3	.667	0-0	.000	1-2	.500	3	0	3	7.0	0	1	1	0	1	5	7.5	
at Temple	02/10/15	*	21	2-3	.667	0-0	.000	0-0	.000	2	3	5	6.9	0	2	3	1	2	4	7.3	
TULANE	02/14/15	*	20	4-6	.667	0-0	.000	0-0	.000	1	2	3	6.8	3	0	2	1	1	8	7.4	
XAVIER	02/18/15	*	36	7-11	.636	0-0	.000	0-1	.000	4	3	7	6.8	2	2	0	2	1	14	7.6	
at Houston	2/21/15	*	31	4-7	.571	0-0	.000	3-4	.750	6	8	14	7.0	2	1	1	2	0	11	7.7	
UCF	02/25/15	*	25	5-6	.833	0-0	.000	0-0	.000	0	3	3	6.9	1	3	0	0	0	10	7.8	
at Tulane	02/28/15	*	28	3-7	.429	0-0	.000	2-3	.667	5	4	9	7.0	0	5	1	2	0	8	7.8	
at Tulsa	03/04/15	*	36	3-3	1.000	0-0	.000	1-2	.500	3	5	8	7.0	4	2	2	0	0	7	7.8	
MEMPHIS	03/08/15	*	33	4-8	.500	0-0	.000	3-4	.750	1	3	4	6.9	2	2	1	1	1	11	7.9	
vs UConn	3/13/15	*	34	4-9	.444	0-1	.000	1-1	1.000	2	9	11	7.0	1	1	0	1	0	9	7.9	
vs Purdue	3/19/15	*	36	4-10	.400	0-0	.000	1-2	.500	5	7	12	7.2	1	2	0	1	2	9	8.0	
vs Kentucky	3/21/15	*	26	0-4	.000	0-0	.000	2-2	1.000	5	4	9	7.2	4	0	0	3	1	2	7.8	
Totals			34	94	110-210	.524	0-5	.000	45-72	.625	94	152	246	7.2	54	57	38	45	35	265	7.8



#13 TRE SCOTT

FORWARD • 6-8 • 225 • FRESHMAN • HS • DARIEN, GA. (MCINTOSH COUNTY ACADEMY)

Prior to Cincinnati: Named the Georgia Region 2A Player of the Year as a junior and senior ... tabbed first team all-region as a freshman and sophomore ... set the school scoring mark with 1,824 points while averaging 13.3 rebounds during his career at McIntosh County Academy in Darien, Georgia (population 1,880) ... averaged 21.6 points, 14.1 rebounds, 6.5 assists and 3.5 blocks as a senior ... posted 22.3 points, 13.7 rebounds, 6.7 assists and 3.7 blocks as a junior ... tabbed a three-star prospect by ESPN, Rivals.com and Scout.com and 247 Sports.

Personal: Born Nov. 25, 1996 in Brunswick, Georgia ... son of Anita and Eddie Scott ... has two sisters, Jada and Jadyn ... right-handed.

SEASON & CAREER STATISTICS

2015-16 SEASON	CAREER
0	Pts 0
0	FG Atts 0
0	FG Made 0
0	3PT-FG Atts 0
0	3PT-FG Made 0
0	FT Atts 0
0	FT Made 0
0	Rebs 0
0	Assts 0
0	Stls 0
0	Blks 0
0	Mins 0

MISCELLANEOUS STATISTICS

CATEGORY	2015-16	CAREER
Double-Figure Scoring Games	0	0
Double-Figure Rebounding Games	0	0
Double-Double Games	0	0
20-Point Scoring Games	0	0
Games Led UC in Scoring	0	0
Games Led UC in Rebounding	0	0
Games Led UC in Assists	0	0
Games With 3+ Assists	0	0
Games With 3+ Blocks	0	0
Games With 3+ Steals	0	0
Games With 3+ Three-Pointers	0	0

GAME-BY-GAME STATISTICS

2015-16 (FRESHMAN SEASON)

CAREER STATISTICS



#21 FARAD COBB

GUARD • 6-1 • 170 • SENIOR • 1L • WEST PALM BEACH, FLA. (NORTHWEST FLORIDA STATE COLLEGE)

AWARDS

» American Athletic Conference Player of the Week (3/9/15)
 » American Athletic Conference Weekly Honor Roll (11/26/15, 12/21/15, 1/4/16, 1/5/15, 6/2/9/15)

MOMENTS

» Made six three-pointers and finished with 20 points at Bowling Green (11/18/15)
 » Averaged a team-best 18.0 points, shooting 20 of 33 (60.6 percent) from the field and 10 of 19 (62.5 percent) from three-point range against the top two teams in The American in 2014-15: SMU (two games) and Tulsa (one game)
 » Led the Bearcats in scoring during March 2015, averaging 12.2 points while shooting 44.7 percent (21 of 47) from the field and 90.9 percent (10 of 11) from the foul line

2015-16 (Senior): Has missed the last two games due to injury, snapping a string of 37 consecutive starts ... grabbed a season-high six rebounds to go with 13 points and a trio of threes at UConn (1/2) ... matched his UC best with six threes to go with four steals at SMU (1/7) ... hit five threes and scored a season-high 21 points against Tulsa (1/2) ... tallied a game-high 15 points with a trio of threes at VCU (12/19) ... matched his season high with 20 points on 7-of-14 shooting with five threes against Norfolk State (12/15) ... hit a trio of threes and had 11 points against George Washington (11/28/15) ... registered a game-high 20 points on 7-of-11 shooting with four treys, four steals and three assists vs. Arkansas-Pine Bluff (11/22) ... tallied a game-high 20 points on 7-of-14 shooting with a UC career-high six three-pointers in 22 minutes at Bowling Green (11/18) ... led UC with 15 points on 6-of-9 shooting with three threes against Robert Morris (11/15) ... nailed a trio of threes in the season opener (11/13).

2014-15 (Junior): Started nine of 34 games played, averaging 8.5 points, 2.5 rebounds, 1.4 assists and 1.0 steals in 24.1 minutes ... finished with a team-high 53 three-pointers and was the squad's third-leading scorer while ranking among The American's leaders in three-pointers made (13th at 1.6) for the season and steals (tied for ninth at 1.3), three-point shooting percentage (12th at .370) and three-pointers made (tied for 12th at 1.7) during league action ... named The American's Player of the Week (3/9) and was tabbed to The American's Weekly Honor Roll twice (1/5 and 2/9) ... led the Bearcats in scoring during March, averaging 12.2 points while shooting 44.7 percent (21 of 47) from the field and 90.9 percent (10 of 11) from the foul line ... started the last eight games of the season ... scored in double figures in eight of UC's final 14 games of the season, while leading the team in scoring (10.9 points), three-pointers made (25), steals (16) and free-throw percentage (.833 [20 of 24]) ... shot 79.2 percent (38 of 48) from the free-throw line during the season ... tallied a season-high 24 points on 8-of-14 from the field with a season-high six three-pointers against Morehead State (11/19) ... netted 22 points on 9-of-14 from the field with four three-pointers at Tulsa (3/4) ... had 18 points with four three-pointers against SMU (1/3) in Cincinnati and 14 points with a pair of threes at No. 23 SMU (2/5) in Dallas ... poured in 16 points with a pair of threes and 6-of-6 shooting from the free-throw line against Memphis (3/8) ... posted a team-high 14 points with a pair of threes in a season-high 36 minutes in UC's overtime win against Purdue (3/19) in the second round of the NCAA tournament ... led UC in points seven times and scored in double figures 11 times ... scored in 32 of UC's 34 games.

Prior to Cincinnati: Averaged a team-best 15.1 points, 4.4 rebounds and 3.4 assists while shooting 51.1 percent from the field and 46.3 percent from three-point range as a sophomore during the 2013-14 season at



ALL-CONFERENCE CANDIDATE

SEASON & CAREER STATISTICS

2015-16 SEASON

21 vs. Tulsa (1/2/16)	Pts	24 vs. Morehead State, 11/19/14
14, 5x (last vs. USF, 2/4/16)	FG Atts	14, 6x (last vs. USF, 2/4/16)
8 vs. Tulsa (1/2/16)	FG Made	9 at Tulsa, 3/4/15
11 at Bowling Green, 11/18/15	3PT-FG Atts	11 at Bowling Green, 11/18/15
6, 2x (last at SMU, 1/7/16)	3PT-FG Made	7 vs. Kansas (at Chattanooga), 11/15/12
4 at VCU, 12/19/15	FT Atts	6 vs. Memphis, 3/8/15
4 at VCU, 12/19/15	FT Made	6 vs. Memphis, 3/8/15
6 at UConn, 1/28/16	Rebs	7 vs. Tulane, 2/14/15
4 vs. Memphis, 1/21/16	Assts	4, 3x (last vs. Memphis, 1/21/16)
4, 2x (last at SMU, 1/7/16)	Stls	5 at Houston, 2/21/15
1 vs. Western Carolina, 11/13/15	Blks	1, 5x (last vs. Western Carolina, 11/13/15)
38 at Temple, 1/16/16	Mins	38 at Temple, 1/16/16

MISCELLANEOUS STATISTICS

CATEGORY	2014-15	2015-16	CAREER
Double-Figure Scoring Games	11	18	29
Double-Figure Rebounding Games	0	0	0
Double-Double Games	0	0	0
20-Point Scoring Games	2	4	6
Games Led UC in Scoring	6	8	14
Games Led UC in Rebounding	1	0	1
Games Led UC in Assists	3	0	3
Games With 3+ Assists	5	6	11
Games With 3+ Blocks	0	0	0
Games With 3+ Steals	2	2	4
Games With 3+ Three-Pointers	7	12	19

Northwest Florida State College in Niceville, Florida ... averaged 5.7 points, 2.3 rebounds and 1.7 assists with eight starts in 26 games as a freshman at Chattanooga during the 2012-13 campaign ... tabbed a top-40 point guard in the Class of 2012 by ESPN.com ... named the Class A Player of the Year and an All-State performer as a junior attending Summit Christian School ... selected as the 2011 and 2012 Palm Beach Post Player of the Year and the 2012 Fort Lauderdale Player of the Year ... ranked as the No. 1 point guard in Florida by ESPN.com while averaging 27.8 points, 6.7 assists and 5.8 rebounds as a senior ... led the Fighting Saints to a 107-16 record for his career, winning the Class A State Championship as a junior while claiming tournament most valuable player honors.

Personal: Born April 5, 1993 in West Palm Beach, Florida ... son of Rita and Willie Cobb ... right-handed ... first name is pronounced "fah-ROD."

CAREER STATISTICS

Season	gp-gs	min/avg	Total fg-fga	pct	3-Point fg-fga	pct	F-Throws ft-fta	pct	Rebounds off	def	tot	avg	pf	fo	ast	to	blk	stl	Scoring pts	avg
2014-15	34-9	821/24.1	99-259	.382	53-159	.333	38-48	.792	18	67	85	2.5	36	0	49	37	4	33	289	8.5
2015-16	28-28	723/25.8	109-266	.410	66-164	.402	17-21	.810	12	36	48	1.7	29	0	48	24	1	39	301	10.8
TOTAL	62-37	1544/24.9	208-525	.396	119-323	.368	55-69	.797	30	103	133	2.1	65	0	97	61	5	72	590	9.5



#21 FARAD COBB

GUARD • 6-1 • 170 • SENIOR • 1L • WEST PALM BEACH, FLA. (NORTHWEST FLORIDA STATE COLLEGE)

GAME-BY-GAME STATISTICS

2015-16 (SENIOR SEASON)

Opponent	Date	gs	min	Total		3-Pointers		Free throws		Rebounds				pf	a	t/o	blk	stl	pts	avg	
				fg	pct	fg	pct	ft	pct	off	def	tot	avg								
WESTERN CAROLINA	11/13/15	*	20	3-6	.500	3-3	1.000	2-2	1.000	0	1	1	1.0	0	2	1	1	0	11	11.0	
ROBERT MORRIS	11/15/15	*	17	6-9	.667	3-6	.500	0-0	.000	0	1	1	1.0	1	2	1	0	0	15	13.0	
at Bowling Green	11/18/15	*	22	7-14	.500	6-11	.545	0-0	.000	0	2	2	1.3	2	1	2	0	1	20	15.3	
ARKANSAS-PINE BLUFF	11/22/15	*	25	7-11	.636	4-6	.667	2-2	1.000	1	1	2	1.5	0	3	1	0	4	20	16.5	
SE LOUISIANA	11/24/15	*	25	1-4	.250	0-2	.000	0-0	.000	1	1	2	1.6	2	3	2	0	2	2	13.6	
vs Nebraska	11/27/15	*	16	1-6	.167	0-1	.000	0-0	.000	0	2	2	1.7	0	1	0	0	1	2	11.7	
vs George Washington	11/28/15	*	24	4-10	.400	3-7	.429	0-0	.000	0	1	1	1.6	1	0	0	0	0	11	11.6	
BUTLER	12/2/15	*	20	3-8	.375	0-3	.000	0-0	.000	0	0	0	1.4	0	0	1	0	0	6	10.9	
MORGAN STATE	12/6/15	*	28	4-14	.286	2-9	.222	1-2	.500	0	1	1	1.3	1	3	2	0	2	11	10.9	
at Xavier	12/12/15	*	25	3-9	.333	3-8	.375	2-2	1.000	2	2	4	1.6	1	1	0	0	1	11	10.9	
NORFOLK STATE	12/15/15	*	27	7-14	.500	5-8	.625	1-2	.500	0	3	3	1.7	0	2	1	0	2	20	11.7	
at VCU	12/19/15	*	26	4-8	.500	3-4	.750	4-4	1.000	2	1	3	1.8	1	0	1	0	2	15	12.0	
IOWA STATE	12/22/15	*	27	4-13	.308	2-6	.333	0-0	.000	0	1	1	1.8	1	3	3	0	0	10	11.8	
TEMPLE	12/29/15	*	27	4-10	.400	2-6	.333	0-0	.000	0	2	2	1.8	1	1	1	0	0	10	11.7	
TULSA	1/2/16	*	27	8-14	.571	5-7	.714	0-0	.000	1	3	4	1.9	0	2	1	0	2	21	12.3	
at SMU	01/07/16	*	31	6-13	.462	6-11	.545	0-0	.000	0	0	0	1.8	1	2	2	0	4	18	12.7	
at USF	1/10/16	*	23	1-5	.200	1-3	.333	0-0	.000	0	0	0	1.7	1	1	0	0	2	3	12.1	
HOUSTON	1/13/16	*	31	6-12	.500	2-5	.400	0-0	.000	1	1	2	1.7	0	1	0	0	3	14	12.2	
at Temple	01/16/16	*	38	3-11	.273	1-6	.167	0-0	.000	0	1	1	1.7	0	3	1	0	2	7	11.9	
MEMPHIS	01/21/16	*	24	1-3	.333	1-3	.333	0-0	.000	0	2	2	1.7	0	4	0	0	0	3	11.5	
TULANE	01/24/16	*	22	6-9	.667	2-5	.400	2-3	.667	1	0	1	1.7	2	3	0	0	3	16	11.7	
at UCONN	1/28/16	*	33	4-12	.333	3-8	.375	2-2	1.000	2	4	6	1.9	1	1	1	0	1	13	11.8	
USF	02/04/16	*	23	4-14	.286	2-9	.222	0-0	.000	0	1	1	1.8	3	0	0	0	2	10	11.7	
at Memphis	2/6/16	*	30	2-10	.200	1-6	.167	0-0	.000	1	2	3	1.9	2	2	1	0	2	5	11.4	
at UCF	2/9/16	*	37	4-10	.400	3-9	.333	1-2	.500	0	3	3	1.9	3	1	0	0	1	12	11.4	
EAST CAROLINA	2/13/16	*	26	1-4	.250	1-4	.250	0-0	.000	0	0	0	1.8	1	2	1	0	1	3	11.1	
at Tulsa	02/18/16	*	24	3-6	.500	2-4	.500	0-0	.000	0	0	0	1.8	2	1	0	0	0	8	11.0	
UCONN	2/20/16	*	25	2-7	.286	0-4	.000	0-0	.000	0	0	0	1.7	2	3	1	0	1	4	10.8	
Totals			28	723	109-266	410	66-164	402	17-21	810	12	36	48	1.7	29	48	24	1	39	301	10.8

2014-15 (JUNIOR SEASON)

Opponent	Date	gs	min	Total		3-Pointers		Free throws		Rebounds				pf	a	t/o	blk	stl	pts	avg
				fg	pct	fg	pct	ft	pct	off	def	tot	avg							
SAINT FRANCIS	11/14/14	13	0-2	.000	0-2	.000	0-0	.000	0	4	4	4.0	1	1	0	0	0	0	0.0	
MOREHEAD STATE	11/19/14	28	8-14	.571	6-9	.667	2-4	.500	0	0	0	2.0	1	1	0	1	2	24	12.0	
EASTERN ILLINOIS	11/23/14	23	0-5	.000	0-3	.000	4-4	1.000	0	0	0	1.3	0	2	2	0	2	4	9.3	
N.C. CENTRAL	11/25/14	31	3-9	.333	3-8	.375	0-0	.000	2	2	4	2.0	0	1	1	0	0	9	9.3	
vs Middle Tennessee	11/28/14	20	3-6	.500	1-3	.333	2-2	1.000	0	3	3	2.2	1	2	0	0	2	9	9.2	
vs Ole Miss	11/29/14	23	1-9	.111	1-5	.200	0-0	.000	3	1	4	2.5	0	1	1	0	1	3	8.2	
STONY BROOK	12/2/14	8	0-0	.000	0-0	.000	0-0	.000	1	0	1	2.3	1	2	0	0	0	0	7.0	
at Nebraska	12/13/14	29	2-9	.222	2-7	.286	0-0	.000	1	4	5	2.6	1	1	0	0	0	6	6.9	
SAN DIEGO STATE	12/17/14	29	5-11	.455	2-5	.400	0-0	.000	0	5	5	2.9	1	2	1	0	0	12	7.4	
VCU	12/20/14	28	3-10	.300	1-6	.167	0-0	.000	1	4	5	3.1	0	0	1	1	2	7	7.4	
WAGNER	12/23/14	24	1-4	.250	0-3	.000	2-5	.400	0	2	2	3.0	0	1	1	0	0	4	7.1	
at NC State	12-30-14	22	4-6	.667	1-3	.333	0-0	.000	0	0	0	2.8	0	2	0	0	0	9	7.3	
SMU	01/03/15	27	6-12	.500	4-9	.444	2-3	.667	1	1	2	2.7	0	0	1	0	1	18	8.1	
EAST CAROLINA	01/06/15	21	0-3	.000	0-3	.000	2-2	1.000	0	1	1	2.6	3	2	1	0	1	2	7.6	
at UConn	1/10/15	14	2-5	.400	2-3	.667	0-0	.000	0	1	1	2.5	2	0	1	0	1	6	7.5	
at Memphis	1/15/15	21	1-7	.143	1-6	.167	0-0	.000	2	1	3	2.5	0	0	1	0	0	3	7.3	
TEMPLE	01/17/15	14	2-3	.667	2-3	.667	0-0	.000	1	3	4	2.6	2	4	1	0	1	6	7.2	
HOUSTON	01/21/15	17	1-6	.167	1-6	.167	2-2	1.000	0	1	1	2.5	3	2	1	0	3	5	7.1	
at UCF	01/25/15	15	1-4	.250	0-3	.000	0-0	.000	0	1	1	2.4	1	0	1	0	1	2	6.8	
UCONN	01/29/15	24	2-7	.286	1-3	.333	2-2	1.000	0	3	3	2.5	2	2	3	0	0	7	6.8	
at East Carolina	02/01/15	*	27	5-9	.556	3-5	.600	0-0	.000	0	2	2	2.4	3	2	4	1	1	13	7.1
at SMU	02/05/15	23	5-7	.714	2-3	.667	2-2	1.000	0	0	0	2.3	2	0	4	0	2	14	7.4	
USF	02/07/15	27	5-12	.417	3-8	.375	3-3	1.000	0	1	1	2.3	0	0	0	0	0	16	7.8	
at Temple	02/10/15	23	4-6	.667	2-4	.500	3-3	1.000	0	2	2	2.3	3	4	2	0	1	13	8.0	
TULANE	02/14/15	26	3-10	.300	0-4	.000	0-0	.000	1	6	7	2.4	0	3	0	0	2	6	7.9	
XAVIER	02/18/15	26	3-11	.273	3-10	.300	0-0	.000	0	3	3	2.5	0	2	0	0	0	9	8.0	
at Houston	2/21/15	*	28	2-8	.250	0-3	.000	1-2	.500	0	0	0	2.4	1	3	2	0	5	5	7.9
UCF	02/25/15	*	30	4-10	.400	2-4	.500	1-3	.333	2	4	6	2.5	0	5	2	0	0	11	8.0
at Tulane	02/28/15	*	27	2-7	.286	1-3	.333	0-0	.000	1	0	1	2.4	1	1	1	1	5	7.9	
at Tulsa	03/04/15	*	32	9-14	.643	4-7	.571	0-1	.000	1	0	1	2.4	0	0	0	0	2	22	8.3
MEMPHIS	03/08/15	*	28	4-7	.571	2-4	.500	6-6	1.000	0	3	3	2.4	0	1	0	0	1	16	8.6
vs UConn	3/13/15	*	31	2-8	.250	1-4	.250	2-2	1.000	0	2	2	2.4	4	1	0	0	1	7	8.5
vs Purdue	3/19/15	*	36	5-11	.455	2-6	.333	2-2	1.000	0	3	3	2.4	2	1	2	0	0	14	8.7
vs Kentucky	3/21/15	*	26	1-7	.143	0-4	.000	0-0	.000	1	4	5	2.5	1	0	3	0	0	2	8.5
Totals		9	821	99-259	382	53-159	333	38-48	792	18	67	85	2.5	36	49	37	4	33	289	8.5



#22 COREONTAE DeBERRY

CENTER • 6-9 • 265 • SENIOR • 1L • HOLLAND, MICH. (HUTCHINSON COMMUNITY COLLEGE)

MOMENTS

» Stepped forward on the big stage, contributing a career-high 13 points on 5-of-9 shooting, including a layup with 3:08 left in overtime that propelled Cincinnati to a 66-65 overtime win against Purdue in the second round of the 2015 NCAA Tournament

» Ranked second on the squad in scoring during two NCAA tournament games, averaging 10.0 points on 8-of-15 shooting from the field to go with 4.0 rebounds and 2.0 blocks

2015-16 (Senior): Tallied 11 points on 5-of-6 shooting against USF (2/4) ... posted 11 points on 3-of-6 shooting from the field and 5-of-7 shooting from the foul line against Tulane (1/24) ... made 3 of 4 shots for six points in 11 minutes vs. Houston (1/13) ... registered 11 points and seven rebounds in 16 minutes against Morgan State (12/6/15) ... recorded a career-high four blocks against Butler (12/2) ... pulled down a career-high 12 rebounds to go with seven points in 22 minutes at Bowling Green (11/18) ... posted 12 points and a game-high eight rebounds vs. Robert Morris (11/15) ... scored 12 points to go with four rebounds in the season opener (11/13).

2014-15 (Junior): Played in all 34 games as a reserve, averaging 4.2 points, 2.1 rebounds and 1.0 blocks in 10.6 minutes ... shot 54.5 percent (54 of 99) from the field for the season ... ranked second on the team in scoring during two NCAA tournament games, averaging 10.0 points on 8-of-15 from the field to go with 4.0 rebounds and 2.0 blocks ... ranked among The American's leaders in blocks for the season (14th at 1.0) and during league play (12th at 1.1) ... shot a team-best 52.6 percent (10 of 19) from the field during March, averaging 4.8 points and 2.8 rebounds ... posted a season-high 13 points on 5-of-9 shooting from the field with two blocks and two rebounds in a season-high 26 minutes in UC's overtime win against Purdue (3/19) in the second round of the NCAA tournament ... posted seven points and a season-high six rebounds in 17 minutes against Kentucky (3/21) in the third round of the NCAA tournament ... had a conference season-high nine points against East Carolina (1/6) ... tallied nine points and four rebounds at NC State (12/30) ... recorded nine points, four rebounds and two blocks against Wagner (12/23) ... had a season-high three blocks against Stony Brook (12/2).

Prior to Cincinnati: Averaged 11.8 points, 7.1 rebounds and 1.6 blocks while shooting 69.7 percent (147 of 211) from the field despite logging only 5.7 minutes per contest during his lone season (2013-14) at junior-college power Hutchinson Community College in Hutchinson, Kansas ... tallied 9.2 points and 4.4 rebounds in 12.7 minutes during the 2012-13 season at Mott College in Flint, Michigan ... posted 16.1 points per game as a senior at Holland High School during 2011-12 ... tabbed a three-star prospect out of high school by Rivals.

Personal: Born Sept. 2, 1994 in Holland, Michigan ... son of Kesha DeBerry and Christian Hogg ... has two brothers, Fred Rogers and Jerry Cook and a sister, Briana DeBerry ... right-handed.

SEASON & CAREER STATISTICS

2015-16 SEASON

	Pts	CAREER
12, 2x (last vs. Robert Morris, 11/15/15)		13 vs. Purdue, 3/19/15
9 vs. Robert Morris, 11/15/15	FG Atts	13 vs. Purdue, 3/19/15
5 vs. USF, 2/4/16	FG Made	13 vs. Purdue, 3/19/15
0	3PT-FG Atts	0
0	3PT-FG Made	0
9 vs. Ark.-Pine Bluff, 11/22/15	FT Atts	9 vs. Ark.-Pine Bluff, 11/22/15
5, 2x (last vs. Tulane, 1/24/16)	FT Made	5, 2x (last vs. Tulane, 1/24/16)
12 at Bowling Green, 11/18/15	Rebs	12 at Bowling Green, 11/18/15
1, 6x (last at Tulsa, 2/18/16)	Assts	1, 8x (last at Tulsa, 2/18/16)
3 vs. Ark.-Pine Bluff, 11/22/15	Stls	3 vs. Ark.-Pine Bluff, 11/22/15
4 vs. Butler, 12/2/15	Blks	4 vs. Butler, 12/2/15
23 vs. USF, 2/4/16	Mins	26, vs. Purdue, 3/19/15

MISCELLANEOUS STATISTICS

CATEGORY	2014-15	2015-16	CAREER
Double-Figure Scoring Games	1	6	7
Double-Figure Rebounding Games	0	1	1
Double-Double Games	0	0	0
20-Point Scoring Games	0	0	0
Games Led UC in Scoring	0	0	0
Games Led UC in Rebounding	0	2	2
Games Led UC in Assists	0	0	0
Games With 3+ Assists	0	0	0
Games With 3+ Blocks	2	1	3
Games With 3+ Steals	0	1	1
Games With 3+ Three-Pointers	0	0	0

CAREER STATISTICS

			Total		3-Point		F-Throws		Rebounds											Scoring	
Season	gp-gs	min/avg	fg-fga	pct	fg-fga	pct	ft-fa	pct	off	def	tot	avg	pf	fo	ast	to	blk	stl	pts	avg	
2014-15	34-0	360/10.6	54-99	.545	0-0	.000	35-57	.614	25	47	72	2.1	52	0	3	24	33	2	143	4.2	
2015-16	30-1	427/14.2	61-116	.526	0-0	.000	46-71	.648	34	73	107	3.6	56	1	6	18	26	12	168	5.6	
TOTAL	64-1	787/12.3	115-215	.535	0-0	.000	81-128	.633	59	120	179	2.8	108	1	9	42	59	14	311	4.9	



#22 COREONTAE DeBERRY

CENTER • 6-9 • 265 • SENIOR • 1L • HOLLAND, MICH. (HUTCHINSON COMMUNITY COLLEGE)

GAME-BY-GAME STATISTICS

2015-16 (SENIOR SEASON)

Opponent	Date	gs	min	Total		3-Pointers		Free throws		Rebounds				pf	a	t/o	blk	stl	pts	avg
				fg	fga	pct	3fg	3fga	pct	ft	fta	pct	off	def	tot	avg				
WESTERN CAROLINA	11/13/15	13	4-5	.800	0-0	.000	4-5	.800	1	3	4	4.0	2	1	0	0	1	12	12.0	
ROBERT MORRIS	11/15/15	20	4-9	.444	0-0	.000	4-5	.800	2	6	8	6.0	1	1	2	2	1	12	12.0	
at Bowling Green	11/18/15	22	2-5	.400	0-0	.000	3-5	.600	2	10	12	8.0	1	0	1	2	0	7	10.3	
ARKANSAS-PINE BLUFF	11/22/15	18	3-7	.429	0-0	.000	5-9	.556	2	3	5	7.3	3	0	0	2	3	11	10.5	
SE LOUISIANA	11/24/15	15	3-4	.750	0-0	.000	0-1	.000	0	2	2	6.2	1	0	2	0	0	6	9.6	
vs Nebraska	11/27/15	16	2-3	.667	0-0	.000	0-0	.000	1	1	2	5.5	1	0	1	0	1	4	8.7	
vs George Washington	11/28/15	13	0-0	.000	0-0	.000	1-2	.500	0	4	4	5.3	0	0	1	2	1	1	7.6	
BUTLER	12/2/15	17	0-2	.000	0-0	.000	2-2	1.000	0	3	3	5.0	1	0	0	4	0	2	6.9	
MORGAN STATE	12/6/15	16	4-5	.800	0-0	.000	3-4	.750	5	2	7	5.2	3	0	0	0	0	11	7.3	
at Xavier	12/12/15	11	1-3	.333	0-0	.000	1-2	.500	1	1	2	4.9	1	0	0	0	1	3	6.9	
NORFOLK STATE	12/15/15	14	0-1	.000	0-0	.000	0-0	.000	0	1	1	4.5	0	0	0	2	0	0	6.3	
at VCU	12/19/15	6	1-1	1.000	0-0	.000	1-2	.500	0	1	1	4.3	5	0	3	1	0	3	6.0	
IOWA STATE	12/22/15	17	3-7	.429	0-0	.000	0-2	.000	2	2	4	4.2	1	1	0	1	0	6	6.0	
TEMPLE	12/29/15 *	13	1-3	.333	0-0	.000	0-0	.000	1	1	2	4.1	2	1	0	0	0	2	5.7	
TULSA	12/16	13	2-3	.667	0-0	.000	2-4	.500	1	3	4	4.1	4	0	0	0	2	6	5.7	
at SMU	01/07/16	10	2-3	.667	0-0	.000	0-0	.000	2	1	3	4.0	4	0	1	1	0	4	5.6	
at USF	1/10/16	14	2-5	.400	0-0	.000	2-2	1.000	1	2	3	3.9	3	0	0	1	1	6	5.6	
HOUSTON	1/13/16	11	3-4	.750	0-0	.000	0-0	.000	0	2	2	3.8	1	0	0	0	0	6	5.7	
at Temple	01/16/16	20	2-5	.400	0-0	.000	2-4	.500	1	2	3	3.8	1	0	0	1	0	6	5.7	
MEMPHIS	01/21/16	13	1-3	.333	0-0	.000	0-0	.000	0	2	2	3.7	2	0	0	0	0	2	5.5	
TULANE	01/24/16	18	3-6	.500	0-0	.000	5-7	.714	1	2	3	3.7	3	0	2	2	0	11	5.8	
at UCONN	1/28/16	9	1-2	.500	0-0	.000	0-0	.000	0	3	3	3.6	2	0	0	0	0	2	5.6	
USF	02/04/16	23	5-6	.833	0-0	.000	1-2	.500	1	3	4	3.7	1	0	0	1	1	11	5.8	
at Memphis	2/6/16	13	2-5	.400	0-0	.000	3-4	.750	2	3	5	3.7	3	0	0	1	0	7	5.9	
at UCF	2/9/16	11	2-3	.667	0-0	.000	1-2	.500	2	1	3	3.7	2	0	1	0	0	5	5.8	
EAST CAROLINA	2/13/16	16	2-6	.333	0-0	.000	2-2	1.000	2	1	3	3.7	2	1	0	1	0	6	5.8	
at Tulsa	02/18/16	12	2-2	1.000	0-0	.000	0-0	.000	0	2	2	3.6	1	1	2	0	0	4	5.8	
UCONN	2/20/16	12	2-4	.500	0-0	.000	4-4	1.000	2	2	4	3.6	2	0	1	2	0	8	5.9	
at East Carolina	2/27/16	9	1-2	.500	0-0	.000	0-1	.000	0	1	1	3.5	0	0	0	0	0	2	5.7	
at Houston	3/3/16	12	1-2	.500	0-0	.000	0-0	.000	2	3	5	3.6	3	0	0	0	0	2	5.6	
Totals		1	427	61-116	.526	0-0	.000	46-71	.648	34	73	107	3.6	56	6	18	26	12	168	5.6

2014-15 (JUNIOR SEASON)

Opponent	Date	gs	min	Total		3-Pointers		Free throws		Rebounds				pf	a	t/o	blk	stl	pts	avg
				fg	fga	pct	3fg	3fga	pct	ft	fta	pct	off							
SAINT FRANCIS	11/14/14	6	0-0	.000	0-0	.000	0-0	.000	0-0	.000	0	0	0	0	0	0	0	0	0.0	
MOREHEAD STATE	11/19/14	2	0-0	.000	0-0	.000	0-0	.000	0	0	0	0	0	0	0	0	0	0	0.0	
EASTERN ILLINOIS	11/23/14	8	1-2	.500	0-0	.000	1-2	.500	1	3	4	1.3	3	0	1	1	0	3	1.0	
N.C. CENTRAL	11/25/14	8	2-2	1.000	0-0	.000	0-0	.000	2	1	3	1.8	0	0	1	0	0	4	1.8	
vs Middle Tennessee	11/28/14	10	2-2	1.000	0-0	.000	0-0	.000	0	1	1	1.6	1	0	1	2	0	4	2.2	
vs Ole Miss	11/29/14	2	0-0	.000	0-0	.000	0-0	.000	0	0	0	1.3	1	0	0	0	0	0	1.8	
STONY BROOK	12/02/14	20	2-6	.333	0-0	.000	2-2	1.000	0	1	1	1.3	1	0	0	3	0	6	2.4	
at Nebraska	12/13/14	9	1-2	.500	0-0	.000	0-0	.000	1	1	2	1.4	1	1	1	0	0	2	2.4	
SAN DIEGO STATE	12/17/14	13	3-4	.750	0-0	.000	0-0	.000	0	1	1	1.3	0	0	0	1	0	6	2.8	
VCU	12/20/14	7	0-1	.000	0-0	.000	0-0	.000	1	1	2	1.4	0	0	1	0	0	0	2.5	
WAGNER	12/23/14	17	3-3	1.000	0-0	.000	2-4	.500	0	4	4	1.6	1	0	0	2	0	8	3.0	
at NC State	12-30-14	11	4-6	.667	0-0	.000	1-2	.500	2	2	4	1.8	4	0	1	0	0	9	3.5	
SMU	01/03/15	12	1-2	.500	0-0	.000	0-0	.000	0	2	2	1.8	2	0	1	2	1	2	3.4	
EAST CAROLINA	01/06/15	12	3-5	.600	0-0	.000	3-4	.750	0	2	2	1.9	4	0	2	0	0	9	3.8	
at UConn	1/10/15	14	0-3	.000	0-0	.000	2-4	.500	0	2	2	1.9	0	0	1	1	0	2	3.7	
at Memphis	1/15/15	16	4-7	.571	0-0	.000	0-0	.000	0	1	1	1.8	3	0	3	1	0	8	3.9	
TEMPLE	01/17/15	12	1-2	.500	0-0	.000	2-4	.500	1	3	4	1.9	2	0	0	0	0	4	3.9	
HOUSTON	01/21/15	6	0-1	.000	0-0	.000	2-2	1.000	0	0	0	1.8	0	0	0	1	0	2	3.8	
at UCF	01/25/15	8	1-2	.500	0-0	.000	2-2	1.000	2	0	2	1.8	2	0	1	0	0	4	3.8	
UCONN	01/29/15	19	2-6	.333	0-0	.000	2-4	.500	2	1	3	1.9	1	0	2	2	0	6	4.0	
at East Carolina	02/01/15	8	0-2	.000	0-0	.000	2-2	1.000	1	0	1	1.9	0	0	0	1	0	2	3.9	
at SMU	02/05/15	4	1-1	1.000	0-0	.000	1-2	.500	0	2	2	1.9	2	0	0	1	0	3	3.8	
USF	02/07/15	11	2-6	.333	0-0	.000	2-3	.667	4	2	6	2.0	2	0	0	1	1	6	3.9	
at Temple	02/10/15	10	2-3	.667	0-0	.000	1-1	1.000	0	0	0	2.0	1	0	1	1	0	5	4.0	
TULANE	02/14/15	9	1-2	.500	0-0	.000	2-2	1.000	0	2	2	2.0	4	0	0	1	0	4	4.0	
XAVIER	02/18/15	10	2-2	1.000	0-0	.000	0-0	.000	0	2	2	2.0	3	0	1	0	0	4	4.0	
at Houston	2/21/15	10	2-2	1.000	0-0	.000	1-1	1.000	0	0	0	1.9	0	0	0	2	0	5	4.0	
UCF	02/25/15	9	1-2	.500	0-0	.000	3-4	.750	1	1	2	1.9	3	0	0	3	0	5	4.0	
at Tulane	02/28/15	13	3-4	.750	0-0	.000	0-3	.000	1	4	5	2.0	3	1	4	0	0	6	4.1	
at Tulsa	03/04/15	7	0-2	.000	0-0	.000	0-0	.000	1	1	2	2.0	2	0	1	1	0	0	4.0	
MEMPHIS	03/08/15	7	2-2	1.000	0-0	.000	0-0	.000	1	2	3	2.0	0	0	0	1	0	4	4.0	
vs UConn	3/13/15	7	0-0	.000	0-0	.000	0-0	.000	0	1	1	2.0	2	0	0	1	0	0	3.8	
vs Purdue	3/19/15	26	5-9	.556	0-0	.000	3-5	.600	1	1	2	2.0	3	0	0	2	0	13	4.1	
vs Kentucky	3/21/15	17	3-6	.500	0-0	.000	1-4	.250	3	3	6	2.1	1	1	1	2	0	7	4.2	
Totals		0	360	54-99	.545	0-0	.000	35-57	.614	25	47	72	2.1	52	3	24	33	2	143	4.2



#24 SHAQ THOMAS

FORWARD • 6-7 • 210 • R-SENIOR • 3L • PATERSON, N.J. (NIA PREP SCHOOL)

AWARDS

» American Athletic Conference
Weekly Honor Roll
(12/8/14 & 1/25/16)

MOMENTS

» Scored a career-high 18 points on 8-11 shooting vs. Memphis (1/21/16)
» Helped spark Cincinnati's five-game win streak to end the regular season with a career-high 18 points at Houston (2/21/15)
» Scored eight points, including a key three-pointer with 1:40 left, to finish off No. 23 SMU 62-54 in Dallas (2/5/15)
» Shot a career-best 45.7 percent (86 of 188) from the field during the 2014-15 season

2015-16 Season (R-Senior): Has missed three games due to injury (both East Carolina games, at Houston) ... tallied 17 points on 6-of-8 shooting with a pair of threes in 19 minutes against Tulane (1/24) ... poured in a career-high 18 points on 8-of-11 shooting with six rebounds and two blocks against Memphis (1/21) ... scored a team-high 15 points on 7-of-9 shooting with nine rebounds and four assists against Morgan State (12/6) ... averaged 8.0 points and 3.5 rebounds in two games at the Barclays Center Classic in Brooklyn ... tallied 14 points on 6-of-8 shooting with a career-high five steals vs. Robert Morris (11/15).

2014-15 Season (R-Junior): Started 22 of 34 games, averaging 6.4 points and 3.1 rebounds in 22.5 minutes ... shot a career-best 45.7 percent (86 of 188) from the field ... scored in double figures in 10 games ... averaged a team-best 9.5 points to go with 5.2 rebounds during December ... shot 58.0 percent (29 of 50) from the field and 73.7 percent (14 of 19) from the foul line while averaging 8.4 points during February ... scored in double figures in five of the last eight games of the season ... posted a career-high 18 points on 5-of-8 shooting from the field and 7-of-8 shooting from the free-throw line at Houston (2/21) ... had 13 points on 6-of-8 shooting from the field against UCF (2/25) ... posted 10 points and seven rebounds against UConn (3/13) in the quarterfinals of the American Championship ... had eight points, including a three-pointer with 1:40 left to help seal the 62-54 win at No. 23 SMU (2/5) ... scored 15 points at NC State (12/30) ... named to The American Weekly Honor Roll after posting 14 points on 6-of-11 shooting from the field to go with six rebounds and two steals against Stony Brook (12/2).

2013-14 Season (R-Sophomore): Started all 34 games, averaging 6.8 points and 2.8 rebounds in 22.9 minutes ... ranked second on the team in field-goal shooting (45.4 percent), making 89 of 196 attempts ... shot a team-best 57.9 percent (11 of 19) in UConn's three postseason games ... scored in double figures in 11 games ... poured in a season-high 15 points on 7-of-9 shooting to go with four rebounds and two assists at Temple (1/26) ... tallied 14 points, making 6 of 7 free throws against Chicago State (12/23) ... scored 13 points with a pair of three-pointers against Xavier (12/14) ... had 10 points with four rebounds and three steals at Memphis (1/4) ... handed out a career-best five assists against UMass Lowell (11/26) and UCF (1/23) ... contributed 10 points and season-best seven rebounds against Appalachian State (11/16).

2012-13 Season (R-Freshman): Played in 33 games as a reserve, averaging 3.0 points and 2.2 rebounds in 10.8 minutes ... played in all 18 BIG EAST games ... scored a season-high 12 points on 6-of-9 shooting to go with four rebounds in 23 minutes against Creighton (3/22) in the NCAA tournament second round ... posted 11 points to go with seven rebounds and three assists in 22 minutes against Maryland Eastern Shore (12/8) ... pulled down a season-high eight rebounds against Providence (3/13) in the second round of the BIG EAST Championship.

SEASON & CAREER STATISTICS

2015-16 SEASON

		CAREER
18 vs. Memphis, 1/21/16	Pts	18, 2x (last vs. Memphis, 1/21/16)
11, 2x (last vs. Memphis, 1/21/16)	FG Atts	11, 3x (last vs. Memphis, 1/21/16)
8 vs. Memphis, 1/21/16	FG Made	8 vs. Memphis, 1/21/16
4, 2x (last vs. Temple, 12/29/15)	3PT-FG Atts	4, 2x (last vs. Temple, 12/29/15)
2, 3x (last vs. Tulane, 1/24/16)	3PT-FG Made	2, 3x (last vs. Tulane, 1/24/16)
7 vs. Western Carolina, 11/13/15	FT Atts	8, 2x (last at Houston, 2/21/15)
4, 3x (last at USF, 1/10/16)	FT Made	7, at Houston, 2/21/15
9 vs. Morgan State, 12/6/15	Rebs	9, 2x (last vs. Morgan State, 12/6/15)
4 vs. Morgan State, 12/6/15	Assts	5, 2x (last vs. UCF, 1/23/14)
5 vs. Robert Morris, 11/15/15	Stls	5 vs. Robert Morris, 11/15/15
2, 4x (last vs. Memphis, 1/21/16)	Blks	2, 7x (last vs. Memphis, 1/21/16)
33 at Xavier, 12/12/15	Mins	38 at Houston, 2/21/15

MISCELLANEOUS STATISTICS

CATEGORY	2012-13	2013-14	2014-15	2015-16	CAREER
Double-Figure Scoring Games	2	11	10	8	31
Double-Figure Rebounding Games	0	0	0	0	0
Double-Double Games	0	0	0	0	0
20-Point Scoring Games	0	0	0	0	0
Games Led UC in Scoring	0	0	3	2	5
Games Led UC in Rebounding	0	1	1	1	3
Games Led UC in Assists	1	2	0	3	6
Games With 3+ Assists	2	3	1	4	10
Games With 3+ Blocks	0	0	0	0	0
Games With 3+ Steals	0	2	0	1	3
Games With 3+ Three-Pointers	0	0	0	0	0

2011-12 Season: Redshirted.

Prior to Cincinnati: Played two seasons at NIA Prep in Newark, New Jersey, averaging 28 points and eight assists in 2010-2011 ... tabbed a four-star prospect by Rivals.com and Scout.com ... listed as the 81st-best player overall nationally by Rivals.com ... tabbed the 20th-best small forward in the country by Scout.com.

Personal: Born March 25, 1992 in Paterson, New Jersey ... son of Amanda Thomas and Joseph Carson ... has a brother, Isiah, and sister, Essence Carson, a forward/guard for the WNBA's New York Liberty ... nephew of long-time NBA veteran Tim Thomas ... right-handed.

CAREER STATISTICS

Season	gp-gs		Total		3-Point		F-Throws		Rebounds				Scoring					
			fg-fga	pct	fg-fga	pct	ft-fa	pct	off	def	tot	avg	pf	fo	ast	to	blk	stl
2012-13	33-0	356/10.8	42-101	.416	3-8	.375	13-27	.481	30	41	71	2.2	22	0	16	19	6	17
2013-14	34-34	779/22.9	89-196	.454	5-19	.263	49-74	.662	37	57	94	2.8	55	1	32	36	12	29
2014-15	34-22	766/22.5	86-188	.457	6-18	.333	41-70	.586	39	66	105	3.1	53	0	19	49	17	20
2015-16	27-25	560/20.7	66-149	.443	11-35	.314	29-49	.592	39	65	104	3.9	41	0	38	34	15	19
TOTAL	128-81	2461/19.2	283-634	.446	25-80	.313	132-220	.600	145	229	374	2.9	171	1	105	138	50	85



#24 SHAQ THOMAS

FORWARD • 6-7 • 210 • R-SENIOR • 3L • PATERSON, N.J. (NIA PREP SCHOOL)

GAME-BY-GAME STATISTICS

2015-16 (SENIOR SEASON)

Opponent	Date	gs	min	Total		3-Pointers		Free throws		Rebounds				pf	a	tlo	blk	stl	pts	avg	
				fg	fga	pct	3fg	3fga	pct	ft	fta	pct	off								def
WESTERN CAROLINA	11/13/15	*	22	2-5	.400	0-0	.000	4-7	.571	2	3	5	5.0	3	3	3	0	0	8	8.0	
ROBERT MORRIS	11/15/15	*	18	6-8	.750	0-0	.000	2-4	.500	0	3	3	4.0	2	2	0	1	5	14	11.0	
at Bowling Green	11/18/15	*	20	4-7	.571	1-2	.500	1-2	.500	2	1	3	3.7	0	3	2	2	1	10	10.7	
ARKANSAS-PINE BLUFF	11/22/15	*	21	1-5	.200	0-1	.000	3-3	1.000	2	5	7	4.5	1	1	1	0	1	5	9.3	
SE LOUISIANA	11/24/15	*	16	1-3	.333	0-1	.000	0-0	.000	4	2	6	4.8	2	2	1	0	0	2	7.8	
vs Nebraska	11/27/15	*	26	4-8	.500	2-2	1.000	4-6	.667	1	3	4	4.7	3	0	2	0	0	14	8.8	
vs George Washington	11/28/15	*	19	0-3	.000	0-1	.000	2-2	1.000	3	0	3	4.4	4	2	0	0	0	2	7.9	
BUTLER	12/2/15	*	20	2-5	.400	0-0	.000	1-1	1.000	1	1	2	4.1	0	0	0	1	1	0	5.7	
MORGAN STATE	12/6/15	*	27	7-9	.778	1-2	.500	0-2	.000	2	7	9	4.7	3	4	2	2	1	15	8.3	
at Xavier	12/12/15	*	33	5-11	.455	1-4	.250	0-0	.000	3	2	5	4.7	3	3	3	1	0	11	8.6	
NORFOLK STATE	12/15/15	*	27	4-9	.444	1-3	.333	0-1	.000	2	4	6	4.8	4	3	2	1	1	9	8.6	
at VCU	12/19/15	*	27	1-3	.333	0-1	.000	2-2	1.000	2	5	7	5.0	1	1	1	1	0	4	8.3	
IOWA STATE	12/22/15	*	20	2-5	.400	0-1	.000	0-0	.000	2	4	6	5.1	0	2	1	0	2	4	7.9	
TEMPLE	12/29/15	*	28	3-8	.375	2-4	.500	0-0	.000	0	2	2	4.9	2	0	1	2	0	8	7.9	
TULSA	1/2/16	*	24	2-5	.400	0-1	.000	0-0	.000	1	4	5	4.9	3	2	2	1	2	4	7.7	
at SMU	01/07/16	*	17	1-6	.167	0-2	.000	0-0	.000	1	1	2	4.7	1	1	2	0	0	2	7.3	
at USF	1/10/16	*	29	3-7	.429	0-1	.000	4-5	.800	1	2	3	4.6	1	2	0	0	1	10	7.5	
HOUSTON	1/13/16	*	20	0-4	.000	0-0	.000	0-0	.000	1	0	1	4.4	1	0	2	0	1	0	7.1	
at Temple	01/16/16	*	25	1-5	.200	0-0	.000	0-2	.000	2	2	4	4.4	4	0	0	0	1	2	6.8	
MEMPHIS	01/21/16	*	29	8-11	.727	1-3	.333	1-1	1.000	1	5	6	4.5	2	1	2	2	0	18	7.4	
TULANE	01/24/16	*	19	6-8	.750	2-2	1.000	3-4	.750	0	4	4	4.4	1	2	1	0	1	17	7.8	
at UCONN	1/28/16	*	18	1-3	.333	0-0	.000	0-1	.000	2	1	3	4.4	0	1	2	0	1	2	7.5	
USF	02/04/16	*	17	0-4	.000	0-1	.000	1-2	.500	2	1	3	4.3	2	1	0	1	1	1	7.3	
at Memphis	2/6/16	*	11	0-1	.000	0-1	.000	0-2	.000	0	1	1	4.2	0	0	0	2	0	0	7.0	
at UCF	2/9/16	*	3	1-2	.500	0-0	.000	0-0	.000	0	0	0	4.0	0	0	0	0	0	2	6.8	
at Tulsa	02/18/16	*	16	0-3	.000	0-2	.000	1-2	.500	1	0	1	3.9	2	2	1	0	0	1	6.5	
UCONN	2/20/16	*	8	1-1	1.000	0-0	.000	0-0	.000	1	2	3	3.9	0	0	0	0	0	2	6.4	
Totals			25	560	66-149	.443	11-35	.314	29-49	.592	39	65	104	3.9	41	38	34	15	19	172	6.4

2013-14 (R-SOPHOMORE SEASON)

Opponent	Date	gs	min	Total		3-Pointers		Free throws		Rebounds				pf	a	tlo	blk	stl	pts	avg	
				fg	fga	pct	3fg	3fga	pct	ft	fta	pct	off								def
NORTH CAROLINA CENT	11/08/13	*	11	1-2	.500	0-0	.000	0-0	.000	2	3	5	0	2	0	3	0	0	2	2.0	
NC STATE	11/12/13	*	25	2-4	.500	0-0	.000	2-3	.667	2	0	2	3	5	2	0	1	1	6	4.0	
APPALACHIAN ST.	11/16/13	*	27	3-9	.333	0-0	.000	4-4	1.000	4	3	7	4	7	0	2	1	1	1	10	6.0
CAMPBELL	11/20/13	*	27	4-7	.571	0-0	.000	0-1	.000	1	1	2	4	0	2	3	0	1	8	6.5	
UMASS LOWELL	11/26/13	*	24	3-7	.429	0-2	.000	1-2	.500	1	3	4	0	1	5	0	0	2	7	6.6	
KENNESAW ST.	11/29/13	*	21	5-7	.714	1-1	1.000	0-0	.000	0	2	2	3	7	1	2	0	0	2	11	7.3
USC UPSTATE	12/03/13	*	20	1-4	.250	0-0	.000	2-2	1.000	1	1	2	3	4	2	0	0	3	4	6.9	
at New Mexico	12/07/13	*	16	0-2	.000	0-0	.000	0-0	.000	0	2	2	3	3	2	1	1	1	1	0	6.0
vs Xavier	12/14/13	*	35	5-8	.625	2-3	.667	1-4	.250	1	0	1	3	0	1	1	1	1	13	6.8	
vs Pittsburgh	12/17/13	*	20	0-4	.000	0-0	.000	0-0	.000	1	1	2	2	9	2	0	1	0	0	0	6.1
MIDDLE TENNESSEE	12/21/13	*	16	2-5	.400	0-1	.000	3-3	1.000	1	2	3	2	9	2	0	0	3	1	7	6.2
CHICAGO STATE	12/23/13	*	20	4-8	.500	0-2	.000	6-7	.857	0	1	1	2	8	1	2	0	0	1	14	6.8
NEBRASKA	12/28/13	*	17	1-4	.250	0-0	.000	1-2	.500	0	2	2	2	7	1	0	0	0	0	3	6.5
SMU	1/1/14	*	27	2-4	.500	0-0	.000	6-8	.750	0	1	1	2	6	1	0	1	0	0	10	6.8
at Memphis	1/4/14	*	30	4-9	.444	1-1	1.000	1-3	.333	3	1	4	2	7	2	0	0	1	3	10	7.0
at Houston	1/7/14	*	22	0-5	.000	0-1	.000	0-0	.000	1	3	4	2	8	3	1	2	0	0	0	6.6
RUTGERS	1/11/14	*	28	2-7	.286	1-2	.500	6-6	1.000	0	3	3	2	8	0	0	0	0	2	11	6.8
TEMPLE	1/14/14	*	24	2-3	.667	0-0	.000	0-0	.000	0	2	2	2	8	2	3	1	0	0	4	6.7
at USF	1/18/14	*	23	3-4	.750	0-0	.000	4-4	1.000	1	2	3	2	8	3	0	2	0	1	10	6.8
UCF	1/23/14	*	17	2-6	.333	0-0	.000	2-4	.500	3	2	5	3	0	3	5	2	0	1	6	6.8
at Temple	01/26/14	*	32	7-9	.778	0-1	.000	1-3	.333	1	3	4	3	0	5	2	1	1	0	15	7.2
at Louisville	1/30/14	*	29	4-5	.800	0-1	.000	3-4	.750	2	4	6	3	1	3	1	2	0	0	11	7.4
USF	2/2/14	*	23	1-6	.167	0-0	.000	0-0	.000	0	1	1	2	3	1	0	0	0	1	2	7.1
UCONN	2/6/14	*	19	2-3	.667	0-0	.000	0-0	.000	0	1	1	3	1	0	0	0	0	0	4	7.0
at SMU	02/08/14	*	24	2-5	.400	0-2	.000	1-2	.500	0	1	1	2	9	1	0	2	0	2	5	6.9
HOUSTON	2/15/14	*	28	5-10	.500	0-1	.000	1-2	.500	1	1	2	2	9	2	1	1	0	1	11	7.1
at UCF	2/19/14	*	24	4-8	.500	0-0	.000	0-0	.000	0	1	1	2	9	2	1	2	1	0	8	7.1
LOUISVILLE	2/22/14	*	21	0-4	.000	0-0	.000	0-0	.000	0	0	0	0	2	8	1	1	1	0	0	6.9
at UConn	3/1/14	*	25	3-7	.429	0-1	.000	2-6	.333	1	4	5	2	8	0	0	1	0	1	8	6.9
MEMPHIS	03/06/14	*	22	2-6	.333	0-0	.000	0-0	.000	1	1	2	2	8	2	0	0	1	0	4	6.8
at Rutgers	03/08/14	*	19	2-5	.400	0-0	.000	0-0	.000	0	2	2	2	8	2	0	1	1	1	4	6.7
vs UCF	3/13/14	*	18	3-6	.500	0-0	.000	2-4	.500	1	1	2	2	8	1	0	1	0	0	8	6.8
vs UConn	3/14/14	*	24	4-7	.571	0-0	.000	0-0	.000	4	1	5	2	8	1	2	1	1	0	8	6.8
vs Harvard	03/20/14	*	21	4-6	.667	0-0	.000	0-0	.000	0	1	1	2	8	2	0	1	2	1	8	6.8
Totals			34	779	89-196	.454	5-19	.263	49-74	.662	37	57	94	2.8	55	32	36	12	29	232	6.8

2014-15 (R-JUNIOR SEASON)

Opponent	Date	gs	min	Total		3-Pointers		Free throws		Rebounds				pf	a	tlo	blk	stl	pts	avg
				fg	fga	pct	3fg	3fga	pct	ft	fta	pct	off							
SAINT FRANCIS	11/14/14	*	14	0-3	.000	0-1	.000	0-0	.000	0	3	3	0	1	0	4	0	0	0	0.0
MOREHEAD STATE	11/19/14	*	24	1-6	.167	0-2	.000	1-2	.500	2	2	4	3.5	4	3	3	1	2	3	1.5
EASTERN ILLINOIS	11/23/14	*	26	4-8	.500	0-1	.000	1-2	.500	2	3	5	4.0	1	1	5	1	1	9	4.0
N.C. CENTRAL	11/25/14	*	19	0-1	.000	0-0	.000	1-2	.500	0	1	1	3.3	1	1	2	0	0	1	3.3
vs Middle Tennessee	11/28/14	*	8	3-3	1.000	0-0	.000	0-0	.000	1	2	3	3.2	0	0	1	1	1	0	3.8
vs Ole Miss	11/29/14	*	18	2-7	.286	0-1	.000	0-0	.000	3	1	4	3.3	1	0	0	0	0	4	3.8
STONY BROOK	12/02/14	*	30	6-11	.545	0-1	.000	2-2	1.000	3	3	6	3.7	1	1	0	0	2	14	5.3
at Nebraska	12/13/14	*	27	2-8	.250	0-0	.000	1-3	.333	1	7	8	4.3	0	0	1	0	1	5	5.3
SAN DIEGO STATE	12/17/14	*	25	2-6	.333	0-0	.000	3-4	.750	1	1	2	4.0	3	0	3	0	0	7	5.4
VCU	12/20/14	*	27	3-9	.333	0-0	.000	0-3	.000	5	4	9	4.5	1	0	2	0	0	16	6.5
WAGNER	12/23/14	*	23	3-6	.500	0-0	.000	4-7	.571	3	1	4	4.5	3	0	2	1	0	10	5.9
at NC State	12-30-14	*	28	5-10	.500	0-1	.000	5-6	.833	1	1	2	4.3	2	0	0	0	1	15	6.7
SMU	01/03/15	*	33	1-5	.200	0-0	.000	2-4	.500	2	3	5	4.3	0	1	3	1	0	4	6.5
EAST CAROLINA	01/06/15	*	9	3-4	.750	0-0	.000	0-0	.000	0	3	3	4.2	2	0	0	0	1	6	6.4
at UConn	11/05/15	*	27	3-5	.600	1-1	1.000	1-2	.500	1	3	4	4.2	3	1	3	2	2	8	6.5
at Memphis	11/15/15	*	14	0-2	.000	0-0	.000	0-0	.000	0	2	2	4.1	2	0	0	0	1	0	6.1
TEMPLE	01/17/15	13	2-4	.500	0-0	.000	0-0	.000	.000	0	1	1	3.9	1	0	0	0	0	4	6.0
HOUSTON	01/21/15	19	4-5	.800	1-1	1.000	1-2	.500	0	0	0	3.7	1	1	1	0	0	10	6.2	
at UCF	01/25/15	12	1-2	.500	0-0	.000	1-2	.500	0	0	0	3.5	0	0	0	1	0	3	6.1	
UCONN	01/29/15	14	1-2	.500	0-0	.000	1-3	.333	0	0	0	3.3	0	0	0	0	0	1	3	5.9
at East Carolina	02/01/15	15	1-3	.333	0-0	.000	2-3	.667	0	2	2	3.2	1	0	0	0	1	4	5.8	
at SMU	02/05/15	25	3-5	.600	1-1	1.000	1-2	.500	0	2	2	3.2	1	0	3	1	1	8	5.9	
USF	02/07/15	21	1-5	.200	0-0	.000	1-1	1.000	2	0	2	3.1	1	2	1	0	1	3	5.8	
at Temple	02/10/15	26	5-6	.833	1-1	1.000	0-0	.000	0	3	3	3.1	4	1	1	0	0	11	6.0	
TULANE	02/14/15	11	0-2	.000	0-1	.000	0-0	.000	0	2	2	3.1	3	0	1	0	0	0	5.8	
XAVIER	02/18/15	25	4-7	.571	0-1	.000	0-0	.000	1	1	2	3.0	1	1	1	0	1	8	5.8	
at Houston	2/21/15	*	38	5-8	.625	1-2	.500	7-8	.875	0	0	0	2.9	1	2	0	1	1	18	6.3
UCF	02/25/15	*	32	6-8	.750	0-0	.000	1-2	.500	1	2	3	2.9	1	1	1	0	0	13	6.5
at Tulane	02/28/15	*	28	4-6	.667	1-2	.500	2-3	.667	0	0	0	2.8	2	1	1	1	0	11	6.7
at Tulsa	03/04/15	*	31	0-6	.000	0-0	.000	0-2	.000	1	2	3	2.8	2	1	4	2	1	0	6.5
MEMPHIS	03/08/15	12	1-2	.500	0-0	.000	0-0	.000	0	2	2	2.8	1	0	3	0	1	2	6.3	
vs UConn	3/13/15	*	35	4-7	.571	0-1	.000	2-2	1.000	5	2	7	2.9	1	1	1	2	0	10	6.4
vs Purdue	3/19/15	*	29	1-6	.167	0-0	.000	1-3	.333	2	4	6	3.0	3	0	1	1	1	3	6.3
vs Kentucky	3/21/15	*	28	5-10	.500	0-0	.000	0-0	.000	2	3	5	3.1	4	0	1	0	0	10	6.4
Totals		22	766	86-198	.457	6-18	.333	41-70	.586	39	66	105	3.1	53	19	49	17	20	219	6.4



#25 KEVIN JOHNSON

GUARD • 6-3 • 180 • JUNIOR • 2L • CINCINNATI, OHIO (SUMMIT COUNTRY DAY)

MOMENTS

- » Got hot from the perimeter, making four three-pointers against both Temple (1/17/15) and at Tulane (2/28/15)
- » Sank a pair of free throws with 11 seconds remaining to help secure a 61-60 road win at Houston (1/17/14)
- » Nailed a three-pointer with 36 seconds left to help send Cincinnati to a 61-58 win over UCF in 2014 American Championship quarterfinals

2015-16 Season (Junior): Tallied 13 points with a trio of threes in a season-high 29 minutes against East Carolina (2/13) ... scored a team-high 13 points with a trio of threes at UCF (2/9) ... registered nine points with three steals against Memphis (1/21) ... posted eight points with a pair of threes against No. 11 Iowa State (12/22) ... had nine points with a pair of threes against Butler (12/2) ... scored nine of his 11 points in the second half, including a key put back with four minutes left against George Washington (11/28) ... poured in 14 points with four three-pointers in 23 minutes vs. Robert Morris (11/15).

2014-15 Season (Sophomore): Started 24 of 34 games played, averaging 6.5 points, 1.4 rebounds, and 1.3 assists in 21.8 minutes ... ranked third on the team in scoring in January, averaging 8.3 points with a team-best 14 three-pointers ... scored in double figures in eight games and handed out three or more assists six times ... posted a season-high 15 points with a season-best four three-pointers at Tulane (2/28) ... had 14 points with a season-best four three-pointers against Temple (1/17) ... registered 13 points with a trio of three-pointers and four rebounds at UCF (1/25) ... recorded 12 points and a season-high five rebounds with two assists and two steals at Houston (2/21).

2013-14 Season (Freshman): Played in 33 games as a reserve, averaging 3.7 points and 1.0 rebounds in 10.2 minutes ... led the team in free-throw shooting (86.7 percent) making 26 of 30 attempts, including several in clutch situations ... made his last 19 free throws of the season ... made a pair of free-throws with 11 seconds left in UC's 61-60 win at Houston (1/7) ... hit a three-pointer with 36 seconds left to secure UC's win over UCF (3/13) in the quarterfinals of the AAC Championship ... scored a season-high 11 points on 4-of-6 shooting to go with four rebounds against Nebraska (12/28) ... posted 10 points with 5-of-6 free throws against Chicago State (12/23) ... tallied eight points with a pair of three-pointers and three assists at Rutgers (3/8).

Prior to Cincinnati: Averaged 21 points and five rebounds as a senior at Summit Country Day, helping the Silver Knights to a 25-1 record and second-place regional finish ... guided his team to a 26-1 record and the school's first Division III state crown as a junior while averaging 14.1 points, 6.6 rebounds and 2.8 assists ... earned most valuable player award in 2012 state championship game ... tabbed co-player of the year as a junior and senior ... earned co-Mr. Basketball accolades as a senior ... selected a Top 150 prospect and Top 30 shooting guard by Rivals.com ... coached by Michael Bradley.

Personal: Born June 11, 1995 in Cincinnati, Ohio ... son of Katrice Rosser-Johnson and Kevin Johnson Sr. ... right-handed.

SEASON & CAREER STATISTICS

2015-16 SEASON		CAREER
15 vs. Houston, 1/13/16	Pts	15, 2x (last vs. Houston, 1/13/16)
14 vs. Robert Morris, 11/15/15	FG Atts	14 vs. Robert Morris, 11/15/15
5, 3x (last vs. East Carolina, 2/13/16)	FG Made	5, 6x (last vs. East Carolina, 2/13/16)
9, 2x (last vs. Houston, 1/13/16)	3PT-FG Atts	9, 2x (last vs. Houston, 1/13/16)
4, 2x (last vs. Houston, 1/13/16)	3PT-FG Made	4, 4x 2x (last vs. Houston, 1/13/16)
4, 3x (last vs. USF, 2/4/16)	FT Atts	6, 2x (last vs. Memphis, 3/8/15)
4, 2x (last vs. USF, 2/4/16)	FT Made	5, vs. Chicago State, 12/23/13
6 at Temple, 1/16/16	Rebs	6 at Temple, 1/16/16
4, 2x (last at UConn, 1/28/16)	Assts	4, 2x (last at UConn, 1/28/16)
3, 2x (last at UCF, 2/9/16)	Stls	4 vs. Wagner, 12/23/14
0	Blks	2 vs. Stony Brook, 12/2/14
36 at East Carolina, 2/27/16	Mins	36, 2x (last at East Carolina, 2/27/16)

MISCELLANEOUS STATISTICS

CATEGORY	2013-14	2014-15	2015-16	CAREER
Double-Figure Scoring Games	2	8	6	16
Double-Figure Rebounding Games	0	0	0	0
Double-Double Games	0	0	0	0
20-Point Scoring Games	0	0	0	0
Games Led UC in Scoring	0	4	2	6
Games Led UC in Rebounding	0	0	0	0
Games Led UC in Assists	0	4	3	7
Games With 3+ Assists	3	6	9	18
Games With 3+ Blocks	0	0	0	0
Games With 3+ Steals	0	1	2	3
Games With 3+ Three-Pointers	0	5	3	8

CAREER STATISTICS

Season	gp-gs	min/avg	Total fg-fga pct	3-Point fg-fga pct	F-Throws ft-fga pct	Rebounds off def tot avg	pf	fo	ast	to	blk	stl	Scoring pts avg
2013-14	33-0	338/10.2	41-103 .398	15-48 .313	26-30 .867	14 19 33 1.0	42	0	21	17	3	13	123 3.7
2014-15	34-24	742/21.8	74-195 .379	43-123 .350	29-44 .659	6 40 46 1.4	68	0	45	54	4	28	220 6.5
2015-16	30-2	618/20.6	63-183 .344	37-121 .306	21-28 .750	22 33 55 1.8	49	0	50	36	1	26	184 6.1
TOTAL	97-26	1698/17.5	178-481 .370	95-292 .325	76-102 .745	42 92 134 1.4	159	0	116	107	8	67	527 5.4



#25 KEVIN JOHNSON

GUARD • 6-3 • 180 • JUNIOR • 2L • CINCINNATI, OHIO (SUMMIT COUNTRY DAY)

GAME-BY-GAME STATISTICS

2015-16 (JUNIOR SEASON)

Opponent	Date	gs	min	Total		3-Pointers		Free throws		Rebounds			pf	a	t/o	blk	stl	pts	avg	
				fg-fga	pct	3fg-fga	pct	ft-fa	pct	off	def	tot								
WESTERN CAROLINA	11/13/15	20	2-7	286	1-5	200	1-2	.500	0	1	1	1.0	2	3	0	0	0	6	6.0	
ROBERT MORRIS	11/15/15	23	5-14	357	4-9	444	0-0	.000	3	1	4	2.5	2	3	0	0	2	14	10.0	
at Bowling Green	11/18/15	20	3-8	375	2-6	333	0-0	.000	0	1	1	2.0	2	2	1	0	1	8	9.3	
ARKANSAS-PINE BLUFF	11/22/15	15	1-6	167	0-3	000	3-3	1.000	0	0	0	1.5	2	2	0	0	1	5	8.3	
SE LOUISIANA	11/24/15	18	1-7	143	1-4	250	0-0	.000	0	1	1	1.4	3	3	2	0	2	3	7.2	
vs Nebraska	11/27/15	25	1-5	200	1-3	333	1-2	.500	3	2	5	2.0	1	3	1	0	1	4	6.7	
vs George Washington	11/28/15	25	5-9	556	1-5	200	0-0	.000	2	0	2	2.0	1	0	0	0	0	11	7.3	
BUTLER	12/2/15	26	3-5	600	2-3	667	1-2	.500	0	1	1	1.9	3	1	2	0	0	9	7.5	
MORGAN STATE	12/6/15	22	4-8	500	2-6	333	0-0	.000	2	1	3	2.0	1	3	3	0	2	10	7.8	
at Xavier	12/12/15	16	1-2	500	1-2	500	0-0	.000	0	0	0	1.8	2	1	3	0	1	3	7.3	
NORFOLK STATE	12/15/15	10	0-2	.000	0-2	.000	0-0	.000	1	0	1	1.7	3	1	3	0	0	0	6.6	
at VCU	12/19/15	15	0-2	.000	0-2	.000	4-4	1.000	0	1	1	1.7	1	0	0	0	1	4	6.4	
IOWA STATE	12/22/15	19	3-4	750	2-3	667	0-0	.000	1	0	1	1.6	3	0	2	0	0	8	6.5	
TEMPLE	12/29/15	13	1-4	250	1-3	333	0-0	.000	0	0	0	1.5	2	0	1	0	0	3	6.3	
TULSA	12/16	21	2-8	250	2-5	400	1-2	.500	1	0	1	1.5	1	1	2	0	2	7	6.3	
at SMU	01/07/16	12	2-4	500	1-3	333	0-0	.000	0	0	0	1.4	0	0	0	0	0	5	6.3	
at USF	1/10/16	17	1-4	250	0-3	.000	0-0	.000	0	2	2	1.4	2	2	2	0	0	2	6.0	
HOUSTON	1/13/16	22	5-12	417	4-9	444	1-2	.500	0	3	3	1.5	0	1	0	0	2	15	6.5	
at Temple	01/16/16	24	1-7	143	0-5	.000	0-0	.000	2	4	6	1.7	1	4	3	0	0	2	6.3	
MEMPHIS	01/21/16	20	3-7	429	1-5	200	2-3	.667	1	3	4	1.9	3	1	0	0	3	9	6.4	
TULANE	01/24/16	18	0-2	.000	0-1	.000	3-4	.750	0	2	2	1.9	2	1	0	0	1	3	6.2	
at UCONN	1/28/16	16	1-5	200	1-4	250	0-0	.000	0	0	0	1.8	0	4	1	0	1	3	6.1	
USF	02/04/16	17	2-4	500	1-3	333	4-4	1.000	0	2	2	1.8	1	1	2	0	0	9	6.2	
at Memphis	2/6/16	13	0-3	.000	0-2	.000	0-0	.000	0	0	0	1.7	4	0	2	0	0	0	6.0	
at UCF	2/9/16	33	5-11	455	3-4	750	0-0	.000	2	1	3	1.8	2	2	2	0	3	13	6.2	
EAST CAROLINA	2/13/16	29	5-10	500	3-8	375	0-0	.000	0	2	2	1.8	0	3	1	0	0	13	6.5	
at Tulsa	02/18/16	21	1-7	143	0-3	.000	0-0	.000	0	1	1	1.7	1	3	0	0	1	2	6.3	
UCONN	2/20/16	21	3-5	600	2-3	667	0-0	.000	1	1	2	1.8	0	0	2	0	1	8	6.4	
at East Carolina	2/27/16	* 36	1-7	143	0-4	.000	0-0	.000	2	2	4	1.8	1	3	0	0	1	2	6.2	
at Houston	3/3/16	* 31	1-4	250	1-3	333	0-0	.000	1	1	2	1.8	3	2	1	1	0	3	6.1	
Totals		2	618	63-183	344	37-121	306	21-28	.750	22	33	55	1.8	49	50	36	1	26	184	6.1

2014-15 (SOPHOMORE SEASON)

Opponent	Date	gs	min	Total		3-Pointers		Free throws		Rebounds		pf	a	t/o	blk	stl	pts	avg		
				fg-fga	pct	3fg-fga	pct	ft-fa	pct	off	def								tot	
SAINT FRANCIS	11/14/14	17	3-5	.600	0-2	.000	1-2	.500	0	0	0	0.0	1	2	2	0	1	7	7.0	
MOREHEAD STATE	11/19/14	4	0-0	.000	0-0	.000	0-0	.000	0	0	0	0.0	3	0	1	0	0	0	3.5	
EASTERN ILLINOIS	11/23/14	* 18	0-6	.000	0-5	.000	2-3	.667	0	3	3	1.0	2	1	3	0	0	2	3.0	
N.C. CENTRAL	11/25/14	* 23	3-5	.600	3-4	.750	0-0	.000	0	0	0	0.8	1	1	1	0	0	9	4.5	
vs Middle Tennessee	11/28/14	* 23	2-6	.333	2-5	.400	0-0	.000	0	3	3	1.2	0	0	3	0	0	6	4.8	
vs Ole Miss	11/29/14	* 32	1-6	.167	0-5	.000	0-0	.000	0	1	1	1.2	2	1	0	0	0	2	4.3	
STONY BROOK	12/02/14	* 25	4-6	.667	2-2	1.000	2-5	.400	0	3	3	1.4	3	1	1	2	1	12	5.4	
at Nebraska	12/13/14	* 25	1-7	.143	1-5	.200	0-0	.000	0	1	1	1.4	3	0	1	0	0	3	5.1	
SAN DIEGO STATE	12/17/14	* 21	2-3	.667	1-2	.500	4-4	1.000	0	1	1	1.3	3	1	3	0	1	9	5.6	
VCU	12/20/14	* 17	1-3	.333	0-2	.000	0-0	.000	0	0	0	1.2	1	0	3	0	0	2	5.2	
WAGNER	12/23/14	* 21	5-8	.625	1-3	.333	0-0	.000	0	2	2	1.3	2	3	1	0	4	11	5.7	
at NC State	12-30-14	* 24	1-5	.200	0-3	.000	0-0	.000	0	0	0	1.2	3	1	1	0	2	2	5.4	
SMU	01/03/15	* 16	1-3	.333	1-3	.333	2-2	1.000	0	1	1	1.2	4	0	4	1	1	5	5.4	
EAST CAROLINA	01/06/15	* 21	5-9	.556	2-4	.500	0-1	.000	0	1	1	1.1	0	0	1	0	1	12	5.9	
at UConn	1/10/15	* 25	1-8	.125	0-4	.000	4-4	1.000	0	2	2	1.2	4	2	1	0	0	6	5.9	
at Memphis	1/15/15	* 25	2-5	.400	1-4	.250	0-0	.000	0	0	0	1.1	1	3	1	0	2	5	5.8	
TEMPLE	01/17/15	* 31	5-7	.714	4-5	.800	0-0	.000	0	1	1	1.2	2	1	0	0	2	14	6.3	
HOUSTON	01/21/15	* 20	1-5	.200	1-3	.333	0-0	.000	0	1	1	1.2	3	2	0	0	1	3	6.1	
at UCF	01/25/15	* 23	3-9	.333	3-7	.429	4-4	1.000	1	3	4	1.3	3	1	0	0	2	13	6.5	
UCONN	01/29/15	* 24	2-4	.500	2-4	.500	2-4	.500	0	0	0	1.3	4	2	1	0	2	8	6.6	
at East Carolina	02/01/15	* 28	1-8	.125	0-7	.000	0-0	.000	0	1	1	1.2	4	3	2	1	0	2	6.3	
at SMU	02/05/15	* 22	0-4	.000	0-2	.000	0-0	.000	0	0	0	1.2	2	2	3	0	1	0	6.0	
USF	02/07/15	* 22	4-11	.364	3-6	.500	0-0	.000	0	1	1	1.2	3	3	1	0	0	11	6.3	
at Temple	02/10/15	* 36	2-9	.222	2-5	.400	0-2	.000	0	1	2	1.3	1	3	1	0	1	6	6.3	
TULANE	02/14/15	* 27	1-4	.250	0-2	.000	0-0	.000	0	2	2	1.3	1	3	2	0	1	2	6.1	
XAVIER	02/18/15	* 14	1-4	.250	0-2	.000	0-0	.000	0	1	1	1.3	1	0	2	0	1	2	5.9	
at Houston	2/21/15	* 31	4-8	.500	2-4	.500	2-3	.667	0	5	5	1.4	2	2	4	0	2	12	6.1	
UCF	02/25/15	15	3-3	1.000	2-2	1.000	0-0	.000	0	1	1	1.4	0	0	4	0	0	8	6.2	
at Tulane	02/28/15	21	5-8	.625	4-6	.667	1-2	.500	1	1	2	1.4	4	2	0	0	1	15	6.5	
at Tulsa	03/04/15	15	3-7	.429	1-4	.250	1-2	.500	2	0	2	1.4	1	1	1	0	0	8	6.6	
MEMPHIS	03/08/15	20	2-7	.286	1-4	.250	4-6	.667	0	1	1	1.4	1	1	2	0	1	9	6.6	
vs UConn	3/13/15	15	1-4	.250	1-1	1.000	0-0	.000	0	0	0	1.4	1	1	2	0	0	3	6.5	
vs Purdue	3/19/15	22	3-5	.600	2-4	.500	0-0	.000	0	1	1	1.4	1	2	0	0	0	8	6.6	
vs Kentucky	3/21/15	19	1-3	.333	1-2	.500	0-0	.000	0	1	1	1.4	1	0	2	0	0	3	6.5	
Totals		24	742	74-195	379	43-123	350	29-44	.659	6	40	46	1.4	68	45	54	4	28	220	6.5

2013-14 (FRESHMAN SEASON)

Opponent	Date	gs	min	Total		3-Pointers		Free throws		Rebounds			pf	a	t/o	blk	stl	pts	avg	
				fg	fga	pct	3fg	3fga	pct	ft	fta	pct								off
NORTH CAROLINA CENT	11/08/13	9	0-5	.000	0-2	.000	0-0	.000	2	0	2	2.0	1	0	0	0	0	0	0.0	
NC STATE	11/12/13	5	0-3	.000	0-1	.000	0-0	.000	0	0	0	1.0	2	0	1	0	0	0	0.0	
APPALACHIAN ST.	11/16/13	17	1-5	200	0-1	.000	0-0	.000	1	1	2	1.3	1	0	0	0	0	2	0.7	
CAMPBELL	11/20/13	19	2-6	.333	0-3	.000	0-0	.000	0	0	0	1.0	3	0	1	1	1	4	1.5	
UMASS LOWELL	11/26/13	15	3-7	.429	0-3	.000	1-2	.500	0	1	1	1.0	2	1	0	0	0	7	2.6	
KENNESAW ST.	11/29/13	11	2-4	.500	0-1	.000	0-0	.000	2	1	3	1.3	4	2	0	0	0	4	2.8	
USC UPSTATE	12/03/13	16	4-7	.571	1-4	.250	0-0	.000	0	1	1	1.3	3	1	0	0	1	9	3.7	
at New Mexico	12/07/13	15	2-4	.500	1-1	1.000	0-1	.000	1	2	3	1.5	4	0	0	0	0	5	3.9	
vs Xavier	12/14/13	22	2-4	.500	1-3	.333	0-1	.000	0	0	0	1.3	0	1	0	0	0	5	4.0	
vs Pittsburgh	12/17/13	3	0-0	.000	0-0	.000	0-0	.000	0	1	1	1.3	1	0	0	0	1	0	3.6	
MIDDLE TENNESSEE	12/21/13	12	1-1	1.000	0-0	.000	3-3	1.000	0	0	0	1.2	3	1	0	0	1	5	3.7	
CHICAGO STATE	12/23/13	19	2-10	.200	1-6	.167	.56	.833	1	1	2	1.3	2	2	2	0	0	10	4.3	
NEBRASKA	12/28/13	16	4-6	.667	1-2	.500	2-2	1.000	2	2	4	1.5	0	1	1	0	1	11	4.8	
SMU	1/1/14	3	0-2	.000	0-2	.000	0-0	.000	0	0	0	1.4	1	0	0	0	1	0	4.4	
at Memphis	1/4/14	16	2-3	.667	1-1	1.000	2-2	1.000	1	2	3	1.5	3	1	2	0	1	7	4.6	
at Houston	1/7/14	9	0-4	.000	0-1	.000	2-2	1.000	2	0	2	1.5	0	0	0	0	1	2	4.4	
RUTGERS	1/11/14	11	1-4	.250	0-2	.000	2-2	1.000	0	0	0	1.4	1	0	0	0	0	4	4.4	
TEMPLE	1/14/14	9	1-2	.500	1-1	1.000	2-2	1.000	1	0	1	1.4	1	0	2	0	0	5	4.4	
at USF	1/18/14	5	0-0	.000	0-0	.000	0-0	.000	0	0	0	1.3	0	0	0	0	0	0	4.2	
UCF	1/23/14	14	1-3	.333	0-1	.000	0-0	.000	0	1	1	1.3	1	3	3	0	0	2	4.1	
at Temple	01/26/14	9	2-2	1.000	1-1	1.000	2-2	1.000	0	1	1	1.3	1	0	1	0	1	7	4.2	
at Louisville	1/30/14	1	0-0	.000	0-0	.000	0-0	.000	0	0	0	1.2	0	0	0	0	0	0	4.0	
USF	2/2/14	5	0-0	.000	0-0	.000	0-0	.000	0	0	0	1.2	1	1	1	0	0	0	3.9	
at SMU	02/08/14	6	1-2	.500	1-1	1.000	0-0	.000	1	0	1	1.2	1	0	1	0	0	3	3.8	
HOUSTON	2/15/14	5	0-0	.000	0-0	.000	0-0	.000	0	0	0	1.1	1	0	0	0	0	0	3.7	
at UCF	2/19/14	15	2-4	.500	0-1	.000	1-1	1.000	0	2	2	1.2	2	3	0	1	0	5	3.7	
LOUISVILLE	2/22/14	2	0-0	.000	0-0	.000	0-0	.000	0	0	0	1.1	0	0	0	0	0	0	3.6	
at Uconn	3/1/14	2	0-0	.000	0-0	.000	0-0	.000	0	0	0	1.1	1	0	0	0	0	0	3.5	
MEMPHIS	03/06/14	3	0-0	.000	0-0	.000	4-4	1.000	0	0	0	1.0	0	0	0	1	0	4	3.5	
at Rutgers	03/08/14	11	3-5	.600	2-4	.500	0-0	.000	0	0	0	1.0	0	3	0	0	1	8	3.6	
vs UCF	3/13/14	11	3-3	1.000	2-2	1.000	0-0	.000	0	1	1	1.0	1	0	2	0	2	8	3.8	
vs Uconn	3/14/14	9	1-3	.333	1-2	.500	0-0	.000	0	0	0	1.0	1	0	0	0	1	3	3.8	
vs Harvard	03/20/14	13	1-4	.250	1-2	.500	0-0	.000	2	2	2	1.0	1	0	0	0	0	3	3.7	
Totals		0	338	41-103	.398	15-48	.313	26-30	.867	14	19	33	10	42	21	17	3	13	123	3.7



#45 ZACK TOBLER

FORWARD • 6-5 • 240 • JUNIOR • 2L • FORT MITCHELL, KY. (COVINGTON CATHOLIC HIGH SCHOOL)

MOMENTS

- » The fan favorite walk-on scored his first career point, sinking a free throw against Stony Brook (12/2/14)
- » Netted his first career field goal in the closing moments against East Carolina (1/6/15)

2015-16 Season (Junior): Logged a career-high six minutes making 1 of 2 field goal attempts against Tulane (1/24) ... scored a career-high five points on 5-of-6 shooting from the foul line to go with a career-high two rebounds in four minutes against Arkansas-Pine Bluff (11/22) ... saw three minutes of action and handed out his first career assist vs. Robert Morris (11/15) ... played two minutes and scored a basket in the season opener (11/13).

2014-15 Season (Sophomore): Played in eight games as a reserve walk-on, averaging 0.4 points and 0.1 rebounds in 1.4 minutes ... made his first career field goal against East Carolina (1/6) ... scored his first career point from the foul line against Stony Brook (12/2).

2013-14 Season (Freshman): Played in eight games as a reserve walk-on, averaging 0.0 points and 0.3 rebounds in 1.6 minutes ... saw action in win over UCF (1/23) ... missed a three-point attempt against Chicago State (12/23) ... pulled down a rebound against Middle Tennessee (12/21) ... grabbed a rebound in his first career game against Appalachian State (11/16).

Prior to Cincinnati: Averaged 14 points and eight rebounds as a senior at Covington Catholic High School, helping the Colonels to a 27-7 record, the district championship and second-place region finish ... scored 36 points in a game his junior season - the fourth most in school history for a single game ... coached in basketball by Scott Ruthsatz ... played goalie on the school's lacrosse team his junior and senior seasons.

Personal: Born Oct. 22, 1994 in Fort Mitchell, Kentucky. ... son of Liz and Matt Tobler ... has one brother, Jordan and one sister, Lauren ... right-handed.

SEASON & CAREER STATISTICS

2015-16 SEASON			CAREER		
5 vs. Ark.-Pine Bluff, 11/22/15	Pts	5 vs. Ark.-Pine Bluff, 11/22/15	5 vs. Ark.-Pine Bluff, 11/22/15		
2 vs. Tulane, 1/24/16	FG Atts	2 vs. Tulane, 1/24/16	2 vs. Tulane, 1/24/16		
1, 2x (last vs. Tulane, 1/24/16)	FG Made	1, 3x (last vs. Tulane, 1/24/16)	1, 3x (last vs. Tulane, 1/24/16)		
0	3PT-FG Atts	1, 3x (last vs. Houston, 1/21/15)	1, 3x (last vs. Houston, 1/21/15)		
0	3PT-FG Made	0	0		
6 vs. Ark.-Pine Bluff, 11/22/15	FT Atts	6 vs. Ark.-Pine Bluff, 11/22/15	6 vs. Ark.-Pine Bluff, 11/22/15		
5 vs. Ark.-Pine Bluff, 11/22/15	FT Made	5 vs. Ark.-Pine Bluff, 11/22/15	5 vs. Ark.-Pine Bluff, 11/22/15		
2 vs. Ark.-Pine Bluff, 11/22/15	Rebs	2 vs. Ark.-Pine Bluff, 11/22/15	2 vs. Ark.-Pine Bluff, 11/22/15		
1 vs. Robert Morris, 11/15/15	Assts	1 vs. Robert Morris, 11/15/15	1 vs. Robert Morris, 11/15/15		
0	Stls	0	0		
0	Blks	0	0		
6 vs. Tulane, 1/24/16	Mins	6 vs. Tulane, 1/24/16	6 vs. Tulane, 1/24/16		

MISCELLANEOUS STATISTICS

CATEGORY	2013-14	2014-15	2015-16	CAREER
Double-Figure Scoring Games	0	0	0	0
Double-Figure Rebounding Games	0	0	0	0
Double-Double Games	0	0	0	0
20-Point Scoring Games	0	0	0	0
Games Led UC in Scoring	0	0	0	0
Games Led UC in Rebounding	0	0	0	0
Games Led UC in Assists	0	0	0	0
Games With 3+ Assists	0	0	0	0
Games With 3+ Blocks	0	0	0	0
Games With 3+ Steals	0	0	0	0
Games With 3+ Three-Pointers	0	0	0	0

GAME-BY-GAME STATISTICS

2015-16 (JUNIOR SEASON)

Opponent	Date	gs	min	Total fg-fga	pct	3-Pointers 3fg-fga	pct	Free throws ft-fa	pct	Rebounds off	def	tot	avg	pf	a	to	blk	stl	pts	avg
WESTERN CAROLINA	11/13/15	2	1-1	1.000	0-0	.000	0-0	.000	0-0	.000	0	0	0.0	1	0	1	0	0	2	2.0
ROBERT MORRIS	11/15/15	3	0-1	.000	0-0	.000	0-2	.000	1	0	1	0.5	0	1	0	0	0	0	1.0	1.0
ARKANSAS-PINE BLUFF	11/22/15	4	0-1	.000	0-0	.000	5-6	.833	2	0	2	1.0	0	0	0	0	0	0	5	2.3
at Xavier	12/2/15	0	0-0	.000	0-0	.000	0-0	.000	0	0	0	0.0	0	0	0	0	0	0	0	1.8
TULANE	01/24/16	6	1-2	.500	0-0	.000	0-0	.000	0	0	0	0.6	2	0	0	0	0	0	2	1.8
USF	02/04/16	2	0-0	.000	0-0	.000	0-0	.000	0	0	0	0.5	0	0	0	0	0	0	0	1.5
Totals		0	17	2-5	.400	0-0	.000	5-8	.625	3	0	3	0.5	3	1	1	0	0	9	1.5

2014-15 (SOPHOMORE SEASON)

Opponent	Date	gs	min	Total fg-fga	pct	3-Pointers 3fg-fga	pct	Free throws ft-fa	pct	Rebounds off	def	tot	avg	pf	a	to	blk	stl	pts	avg
vs Middle Tennessee	11/28/14	1	0-0	.000	0-0	.000	0-0	.000	0	0	0	0.0	0	0	0	0	0	0	0	0.0
STONY BROOK	12/02/14	1	0-0	.000	0-0	.000	1-2	.500	0	0	0	0.0	0	0	0	0	0	0	1	0.5
WAGNER	12/23/14	2	0-1	.000	0-0	.000	0-0	.000	0	0	0	0.0	1	0	1	0	0	0	0	0.3
EAST CAROLINA	01/06/15	1	1-1	1.000	0-0	.000	0-1	.000	0	0	0	0.0	0	0	0	0	0	0	2	0.8
TEMPLE	01/17/15	2	0-1	.000	0-1	.000	0-2	.000	0	0	0	0.0	0	0	0	0	0	0	0	0.6
HOUSTON	01/21/15	1	0-1	.000	0-1	.000	0-0	.000	0	0	0	0.0	1	0	0	0	0	0	0	0.5
UCF	02/25/15	2	0-0	.000	0-0	.000	0-0	.000	0	1	1	0.1	0	0	0	0	0	0	0	0.4
at Tulane	02/28/15	1	0-1	.000	0-0	.000	0-0	.000	0	0	0	0.0	0	0	0	0	0	0	0	0.4
Totals		0	11	1-5	.200	0-2	.000	1-5	.200	0	1	1	0.1	2	0	1	0	0	3	0.4

2013-14 (FRESHMAN SEASON)

Opponent	Date	gs	min	Total fg-fga	pct	3-Pointers 3fg-fga	pct	Free throws ft-fa	pct	Rebounds off	def	tot	avg	pf	a	to	blk	stl	pts	avg
APPALACHIAN ST.	11/16/13	2	0-0	.000	0-0	.000	0-0	.000	0	1	1	1.0	0	0	0	0	0	0	0	0.0
UMASS LOWELL	11/26/13	1	0-0	.000	0-0	.000	0-0	.000	0	0	0	0.5	0	0	0	0	0	0	0	0.0
KENNESAW ST.	11/29/13	1	0-1	.000	0-0	.000	0-0	.000	0	0	0	0.3	1	0	0	0	0	0	0	0.0
USC UPSTATE	12/03/13	4	0-1	.000	0-1	.000	0-0	.000	0	0	0	0.3	0	0	0	0	0	0	0	0.0
vs Xavier	12/14/13	1	0-0	.000	0-0	.000	0-0	.000	0	0	0	0.2	0	0	0	0	0	0	0	0.0
MIDDLE TENNESSEE	12/21/13	2	0-1	.000	0-0	.000	0-0	.000	1	0	1	0.3	0	0	0	0	0	0	0	0.0
CHICAGO STATE	12/23/13	1	0-1	.000	0-1	.000	0-0	.000	0	0	0	0.3	0	0	0	0	0	0	0	0.0
UCF	1/23/14	1	0-0	.000	0-0	.000	0-0	.000	0	0	0	0.3	0	0	0	0	0	0	0	0.0
Totals		0	13	0-4	.000	0-2	.000	0-0	.000	1	1	2	0.3	1	0	0	0	0	0	0.0

CAREER STATISTICS

Season	gp-gs	min/avg	Total fg-fga	pct	3-Point fg-fga	pct	F-Throws ft-fa	pct	Rebounds off	def	tot	avg	pf	fo	ast	to	blk	stl	pts	avg
2013-14	8-0	13/1.6	0-4	.000	0-2	.000	0-0	.000	1	1	2	0.3	1	0	0	0	0	0	0	0.0
2014-15	8-0	11/1.4	1-5	.200	0-2	.000	1-5	.200	0	1	1	0.1	2	0	0	1	0	0	3	0.4
2015-16	6-0	17/2.8	2-5	.400	0-0	.000	5-8	.625	3	0	3	0.5	3	0	1	1	0	0	9	1.5
TOTAL	22-0	41/1.9	3-14	.214	0-4	.000	6-13	.462	4	2	6	0.3	6	0	1	2	0	0	12	0.5

2015-16 CINCINNATI BASKETBALL • GAME 31 • SMU

GAME 1 • NOV. 13, 2015
WESTERN CAROLINA (72) AT CINCINNATI (97)
FIFTH THIRD ARENA (CINCINNATI, OHIO)

Western Carolina 72 • 0-1

#	Player		Total	3-Ptr	Rebounds			PF	TP	A TO Blk Stl				Min	
			FG-FGA	FG-FGA	FT-FTA	Off	Def			Tot					
04	Torrior Brummitt	f	4-10	0-1	1-2	1	3	4	5	9	0	2	1	1	16
23	Justin Browning	f	3-7	0-3	0-0	0	3	3	5	6	2	1	0	2	25
02	Mike Brown	g	8-22	3-11	4-4	2	2	4	1	23	4	3	2	2	35
05	Devin Peterson	g	2-7	1-3	0-0	2	0	2	2	5	2	2	0	0	29
13	Deriece Parks	g	1-7	0-5	1-2	2	1	3	1	3	1	0	0	1	18
01	Elijah Pugsley		5-8	5-7	3-4	0	1	1	0	18	1	3	0	0	15
11	Haboubacar Mutombo		0-4	0-2	0-0	1	0	1	1	0	0	0	0	0	12
12	Marc Gosselin		1-2	0-0	0-0	4	2	6	1	2	1	0	0	1	20
22	Jesse Deloach		1-1	0-0	0-0	0	0	0	0	2	0	0	0	0	9
24	Ashley Williams		1-2	0-0	2-2	0	0	0	1	4	1	0	1	1	16
41	Charlendez Brooks		0-0	0-0	0-0	0	0	0	3	0	1	0	0	0	5
Team						1	2	3							
Totals			26-70	9-32	11-14	13	14	27	20	72	13	11	4	8	200
FG % 1st Half: 8-35		22.9%	2nd half: 18-35		51.4%	Game: 26-70		37.1%					Deadball Rebounds		
3FG % 1st Half: 2-15		13.3%	2nd half: 7-17		41.2%	Game: 9-32		28.1%							
FT % 1st Half: 4-6		66.7%	2nd half: 7-8		87.5%	Game: 11-14		78.6%							

Cincinnati 97 • 1-0

#	#	Player		Total		3-Ptr		Rebounds			PF	TP	A TO Blk Stl				Min	
				FG-FGA	FG-FGA	FT-FTA	Off	Def	Tot									
02		ELLIS, Octavius	f	8-11	0-0	1-2	4	6	10	2	17	1	3	2	4	24		
11		CLARK, Gary	f	9-10	0-1	3-3	2	6	8	2	21	2	1	3	0	28		
24		THOMAS, Shaq	f	2-5	0-0	4-7	2	3	5	3	8	3	3	0	0	22		
10		CAUPAIN, Troy	g	2-2	0-0	2-4	0	3	3	0	6	3	3	0	2	27		
21		COBB, Farad	g	3-6	3-3	2-2	0	1	1	0	11	2	1	1	0	20		
00		MOORE, Quadri		0-0	0-0	0-0	1	0	1	0	0	1	2	0	0	9		
01		EVANS, Jacob		2-7	1-3	2-2	1	4	5	1	7	3	0	1	1	22		
03		JENIFER, Justin		3-5	1-2	0-0	0	3	3	2	7	0	3	0	0	13		
22		DeBERRY, Coreontae		4-5	0-0	4-5	1	3	4	2	12	1	0	0	1	13		
25		JOHNSON, Kevin		2-7	1-5	1-2	0	1	1	2	6	3	0	0	0	20		
45		TOBLER, Zack		1-1	0-0	0-0	0	0	0	1	2	0	1	0	0	2		
Team							0	2	2									
Totals					36-59	6-14	19-27	11	32	43	15	97	19	17	7	8	200	
FG % 1st Half: 16-26				61.5%	2nd half: 20-33				60.6%	Game: 36-59				61.0%	Deadball Rebounds			
3FG % 1st Half: 5-8				62.5%	2nd half: 1-6				16.7%	Game: 6-14				42.9%	5			
FT % 1st Half: 5-7				71.4%	2nd half: 14-20				70.0%	Game: 19-27				70.4%				

Officials: Doug Simmons, Jose Carrion, Tommy Short
Technical fouls: Western Carolina-Justin Browning, Cincinnati-None.
Attendance: 7213

Score by periods	1st	2nd	Total
Western Carolina	22	50	72
Cincinnati	42	55	97

Last FG - WCU 2nd-02:11, CIN 2nd-01:11.
Largest lead - WCU None, CIN by 30 2nd-12:23.

Score tied - 1 time.
Lead changed - 0 times.

GAME 3 • NOV. 18, 2015
CINCINNATI (83) AT BOWLING GREEN (50)
STROH CENTER (BOWLING GREEN, OHIO)

Cincinnati 83 • 3-0

#	Player		Total		3-Ptr		Rebounds			PF	TP	A TO Blk Stl				Min
			FG-FGA	FG-FGA	FT-FTA	Off	Def	Tot								
02	ELLIS, Octavius	f	2-6	0-0	0-1	3	6	9	4	4	0	1	0	0	21	
11	CLARK, Gary	f	3-4	0-0	1-2	2	8	10	3	7	2	1	1	2	24	
24	THOMAS, Shaq	f	4-7	1-2	1-2	2	1	3	0	10	3	2	2	1	20	
10	CAUPAIN, Troy	g	3-7	1-4	0-0	0	4	4	4	7	4	1	0	2	18	
21	COBB, Farad	g	7-14	6-11	0-0	0	2	2	2	20	1	2	0	1	22	
00	MOORE, Quadri		1-2	0-1	1-2	0	1	1	1	3	0	0	1	0	13	
01	EVANS, Jacob		3-7	2-3	2-2	2	1	3	0	10	1	0	2	2	21	
03	JENIFER, Justin		3-6	1-3	0-2	0	1	1	1	7	2	1	0	3	19	
22	DeBERRY, Coreontae		2-5	0-0	3-5	2	10	12	1	7	0	1	2	0	22	
25	JOHNSON, Kevin		3-8	2-6	0-0	0	1	1	2	8	2	1	0	1	20	
Team						0	3	3								
Totals			31-66	13-30	8-16	11	38	49	18	83	15	10	8	12	200	
FG % 1st Half: 11-25			44.0%	2nd half: 20-41		48.8%	Game: 31-66		47.0%						Deadball Rebounds	
3FG % 1st Half: 6-13			46.2%	2nd half: 7-17		41.2%	Game: 13-30		43.3%						3	
FT % 1st Half: 7-13			53.8%	2nd half: 1-3		33.3%	Game: 8-16		50.0%							

Bowling Green 50 • 1-1

#	Player		Total		3-Ptr		Rebounds			PF	TP					Min
			FG-FGA	FG-FGA	FT-FTA	Off	Def	Tot	A			TO	Blk	Stl		
03	PARKER, Spencer	f	3-6	1-3	3-3	0	1	1	2	10	1	2	0	0	20	
32	WORRELL, Rasheed	f	0-3	0-0	0-0	0	2	2	1	0	2	2	0	0	17	
04	DENNY, Zack	g	4-14	3-9	2-4	1	4	5	0	13	0	2	0	0	26	
10	JOSEPH, David	g	2-3	1-1	3-4	0	6	6	2	8	3	2	0	2	24	
14	ALCEGAIRE, Wes	g	0-9	0-3	0-3	2	6	8	3	0	1	5	0	0	25	
00	GOMEZ, Josh		0-0	0-0	0-0	0	0	0	0	0	1	0	0	0	1	
01	WIGGINS, Demajeo		2-2	0-0	1-1	2	3	5	3	5	0	0	0	0	16	
02	HLUCHOWECKYJ, Malik		0-1	0-1	0-0	0	0	0	0	0	0	0	0	0	4	
05	TISDALE, JD		0-1	0-0	0-1	0	0	0	3	0	1	0	0	3	8	
11	LILLARD, Antwon		4-11	1-5	0-1	2	1	3	0	9	1	0	1	0	30	
20	ALI, Ismail		1-6	1-3	0-0	1	0	1	1	3	0	3	1	1	16	
33	MAYLEBEN, Garrett		1-2	0-0	0-0	0	1	1	1	2	0	0	0	0	13	
Team						1	5	6								
Totals				17-58	7-25	9-17	9	29	38	16	50	10	16	2	6	200
FG % 1st Half: 11-31			35.5%	2nd half: 6-27		22.2%	Game: 17-58		29.3%							Deadball Rebounds 2
3FG % 1st Half: 5-12			41.7%	2nd half: 2-13		15.4%	Game: 7-25		28.0%							
FT % 1st Half: 4-10			40.0%	2nd half: 5-7		71.4%	Game: 9-17		52.9%							

Officials: Glenn "Buddy" Mayborg, Steve McClunkins, Todd Williams
Technical fouls: Cincinnati-None. Bowling Green-None.
Attendance: 3411
2nd annual Bill Frack Challenge

Score by periods	1st	2nd	Total
Cincinnati	35	48	83
Bowling Green	31	19	50

Last FG - CIN 2nd-00:45, BGSU 2nd-07:24.
Largest lead - CIN by 33 2nd-00:45, BGSU by 2 1st-18:40.

Score tied - 4 times.
Lead changed - 2 times.

GAME 2 • NOV. 15, 2015
ROBERT MORRIS (44) AT CINCINNATI (106)
FIFTH THIRD ARENA (CINCINNATI, OHIO)

Robert Morris 44 • 0-2

#	Player		Total		3-Ptr		Rebounds			PF	TP	A TO Blk Stl				Min
			FG-FGA	FG-FGA	FT-FTA	Off	Def	Total	A			TO	Blk	Stl		
05	MINNIE, Elijah	f	0-4	0-2	0-0	0	5	5	2	0	2	5	0	0	0	32
33	FREDERICK, Andre	f	1-2	0-0	0-0	1	0	1	3	2	0	0	1	1	18	
03	STEWART, Kavon	g	0-2	0-1	1-2	0	0	0	4	1	2	3	0	2	19	
11	PRYOR, Rodney	g	4-15	2-8	7-7	2	1	3	3	17	0	4	0	0	27	
23	McCONNELL, Matty	g	1-3	1-3	0-0	0	1	1	0	3	1	0	0	0	8	
01	STILL, Isaiah	g	4-8	2-5	1-2	0	5	5	2	11	1	3	0	0	31	
02	WHITLEY, Steven	g	0-3	0-1	1-2	0	0	0	2	1	1	4	0	1	14	
10	LESTER, Jordan	g	1-2	0-0	3-4	0	2	2	1	5	1	3	0	2	21	
20	GILES, Billy	g	0-2	0-0	0-0	0	3	3	3	0	0	2	0	0	14	
24	TATE, Aaron	g	2-6	0-0	0-0	2	1	3	0	4	0	1	0	0	16	
Team						1	0	1								
Totals			13-47	5-20	13-17	6	18	24	20	44	8	29	1	7	200	
FG % 1st Half: 8-24		33.3%	2nd half: 5-23		21.7%	Game: 13-47		27.7%					Deadball Rebounds			
3FG % 1st Half: 2-11		18.2%	2nd half: 3-9		33.3%	Game: 5-20		25.0%							1,2	
FT % 1st Half: 7-9		77.8%	2nd half: 6-8		75.0%	Game: 13-17		76.5%								

2015-16 CINCINNATI BASKETBALL • GAME 31 • SMU

GAME 5 • NOV. 24, 2015 • BARCLAYS CENTER CLASSIC
SE LOUISIANA (49) AT 24/24 CINCINNATI (64)
FIFTH THIRD ARENA (CINCINNATI, OHIO)

SE Louisiana 49 • 1-4

##	Player	Total		3-Ptr	Rebounds			PF	TP	A	TO	Blk	Stl	Min
		FG-FGA	FG-FGA		FT-FTA	Off	Def							
23	Currington, James	f	4-7	0-0	0-0	6	2	8	4	8	0	2	1	30
00	Veal, Marlain	g	0-2	0-0	2-2	0	1	1	1	2	1	1	0	10
03	Filmore, Joshua	g	4-12	4-11	0-0	0	3	3	1	12	0	1	0	33
10	Jackson, Zay	g	6-13	2-4	1-1	2	3	5	2	15	4	6	1	39
11	Charleston, Keith	g	1-3	0-0	0-0	0	4	4	4	2	1	4	0	30
01	Capps, Jordan		0-0	0-0	0-0	0	0	0	1	0	0	0	1	4
02	Cook, Dimi		1-7	0-0	0-0	2	1	3	2	2	0	0	0	19
05	Hawkins, Mike		0-1	0-1	0-0	0	0	0	0	0	0	0	0	6
13	Greenwood, Mo		1-3	0-0	1-1	0	1	1	3	3	0	1	1	18
33	Grievies, Daniel		2-3	1-2	0-1	0	2	2	0	5	0	0	0	11
	Team					0	1	1						
	Totals		19-51	7-18	4-5	10	18	28	18	49	6	15	4	200
FG % 1st Half: 8-25		32.0%	2nd half: 11-26		42.3%	Game: 19-51		37.3%	Deadball					
3FG % 1st Half: 5-12		41.7%	2nd half: 2-6		33.3%	Game: 7-18		38.9%	Rebounds					
FT % 1st Half: 1-2		50.0%	2nd half: 3-3		100.0	Game: 4-5		80.0%	0,1					

Cincinnati 64 • 5-0

##	Player	Total		3-Ptr	Rebounds			PF	TP	A	TO	Blk	Stl	Min
		FG-FGA	FG-FGA		FT-FTA	Off	Def							
02	ELLIS, Octavius	f	2-6	0-0	2-2	3	6	9	4	6	2	1	0	21
11	CLARK, Gary	f	4-8	1-1	3-5	5	3	8	1	12	0	0	2	37
24	THOMAS, Shaq	f	1-3	0-1	0-0	4	2	6	2	2	2	1	0	16
10	CAUPAIN, Troy	g	5-11	2-7	3-5	0	2	2	0	15	4	0	1	34
21	COBB, Farad	g	1-4	0-2	0-0	1	1	2	2	2	3	2	0	25
00	MOORE, Quadri		0-2	0-1	0-0	0	0	0	0	0	0	0	0	6
01	EVANS, Jacob		4-8	3-6	4-4	1	5	6	1	15	1	2	0	21
03	JENIFER, Justin		1-1	1-1	0-0	0	0	0	0	3	1	1	0	7
22	DeBERRY, Coreontae		3-4	0-0	0-1	0	2	2	1	6	0	2	0	15
25	JOHNSON, Kevin		1-7	1-4	0-0	0	1	1	3	3	3	2	0	18
	Team					2	0	2						
	Totals		22-54	8-23	12-17	16	22	38	14	64	16	11	3	200
FG % 1st Half: 10-29		34.5%	2nd half: 12-25		48.0%	Game: 22-54		40.7%	Deadball					
3FG % 1st Half: 2-11		18.2%	2nd half: 6-12		50.0%	Game: 8-23		34.8%	Rebounds					
FT % 1st Half: 8-12		66.7%	2nd half: 4-5		80.0%	Game: 12-17		70.6%	2,1					

Officials: Steve Olson, Antonio Petty, Clarence Armstrong
Technical fouls: SE Louisiana-None. Cincinnati-None.
Attendance: 6824

Score by periods	1st	2nd	Total
SE Louisiana	22	27	49
Cincinnati	30	34	64

Last FG - SLU 2nd-00:05, CIN 2nd-00:11.
Largest lead - SLU by 1 1st-18:42, CIN by 18 2nd-00:11.

Score tied - 2 times.
Lead changed - 4 times.

GAME 7 • NOV. 28, 2015 • BARCLAYS CENTER CLASSIC - FINALS
GEORGE WASHINGTON (56) VS. 24/24 CINCINNATI (61)
BARCLAYS CENTER (BROOKLYN, N.Y.)

George Washington 56 • 6-1

##	Player	Total		3-Ptr	Rebounds			PF	TP	A	TO	Blk	Stl	Min
		FG-FGA	FG-FGA		FT-FTA	Off	Def							
12	WATANABE, Yuta	f	3-8	2-5	0-0	1	0	1	0	8	3	0	0	29
13	GARINO, Patricio	f	6-12	3-4	0-0	1	3	4	3	15	2	3	0	32
21	LARSEN, Kevin	f	0-4	0-1	1-2	3	4	7	4	1	4	2	0	32
34	CAVANAUGH, Tyler	f	5-12	1-2	2-2	2	4	6	3	13	0	2	0	27
22	MCDONALD, Joe	g	4-7	3-5	0-0	0	2	2	3	11	1	1	0	34
01	MITOLA, Alex		1-2	1-1	0-0	0	2	2	1	3	2	0	0	14
03	JORGENSEN, Paul		0-5	0-1	0-0	0	2	2	0	0	0	2	0	17
04	SWAN, Anthony		0-0	0-0	0-0	0	2	2	1	0	0	0	0	5
14	ROLAND, Jordan		0-1	0-0	0-0	0	0	0	0	0	0	0	0	2
30	HART, Matt		2-5	1-3	0-0	0	1	1	1	5	0	0	0	8
	Team					2	2	4						
	Totals		21-56	11-22	3-4	9	22	31	16	56	12	11	0	200
FG % 1st Half: 11-27		40.7%	2nd half: 10-29		34.5%	Game: 21-56		37.5%	Deadball					
3FG % 1st Half: 3-10		30.0%	2nd half: 3-11		27.3%	Game: 11-22		50.0%	Rebounds					
FT % 1st Half: 0-0		0.0%	2nd half: 3-4		75.0%	Game: 3-4		75.0%	0					

Cincinnati 61 • 7-0

##	Player	Total		3-Ptr	Rebounds			PF	TP	A	TO	Blk	Stl	Min
		FG-FGA	FG-FGA		FT-FTA	Off	Def							
02	ELLIS, Octavius	f	3-4	0-0	3-4	1	6	7	0	9	0	2	0	29
11	CLARK, Gary	f	3-4	0-0	0-0	3	8	11	4	6	2	2	1	27
24	THOMAS, Shaq	f	0-3	0-1	2-2	3	0	3	4	2	2	0	0	19
10	CAUPAIN, Troy	g	5-14	2-6	4-4	0	2	2	1	16	2	2	1	33
21	COBB, Farad	g	4-10	3-7	0-0	0	1	1	1	11	0	0	0	24
00	MOORE, Quadri		1-2	0-0	0-0	0	0	0	0	2	0	1	0	8
01	EVANS, Jacob		1-5	1-2	0-0	1	1	2	1	3	1	3	1	15
03	JENIFER, Justin		0-2	0-1	0-0	0	2	2	1	0	1	1	0	7
22	DeBERRY, Coreontae		0-0	0-0	1-2	0	4	4	0	1	0	1	2	13
25	JOHNSON, Kevin		5-9	1-5	0-0	2	0	2	1	11	0	0	0	25
	Team					1	3	4						
	Totals		22-53	7-22	10-12	11	27	38	13	61	8	12	5	200
FG % 1st Half: 10-26		38.5%	2nd half: 12-27		44.4%	Game: 22-53		41.5%	Deadball					
3FG % 1st Half: 3-10		30.0%	2nd half: 4-12		33.3%	Game: 7-22		31.8%	Rebounds					
FT % 1st Half: 4-5		80.0%	2nd half: 6-7		85.7%	Game: 10-12		83.3%	0					

Officials: Lee Cassell, Clarence Armstrong, Tony Henderson
Technical fouls: George Washington-None. Cincinnati-None.
Attendance: 4203

Barclays Center Classic Presented by Honda
Cincinnati Wins 2015 Barclays Center Classic
All-Tournament Team: Punter (UT), Webster (NEB), Cavanaugh (GW), Garino (GW)
Caupain (CIN). Tournament MVP: Octavius Ellis (CIN)

Score by periods	1st	2nd	Total
George Washington	30	26	56
Cincinnati	27	34	61

Last FG - GW 2nd-00:30, CIN 2nd-00:41.
Largest lead - GW by 6 1st-12:56, CIN by 5 2nd-00:06.

Score tied - 11 times.
Lead changed - 12 times.

GAME 6 • NOV. 27, 2015 • BARCLAYS CENTER CLASSIC - SEMIFINALS
NEBRASKA (61) VS. 24/24 CINCINNATI (65)
BARCLAYS CENTER (BROOKLYN, N.Y.)

Nebraska 61 • 4-2

##	Player	Total		3-Ptr	Rebounds			PF	TP	A	TO	Blk	Stl	Min
		FG-FGA	FG-FGA		FT-FTA	Off	Def							
24	Hammond, Jake	f	3-4	0-0	1-1	0	0	0	3	7	0	0	1	18
31	Shields, Shavon	f	6-9	0-1	2-3	0	2	2	5	14	1	4	0	20
00	Webster, Tai	g	7-12	2-3	5-5	3	5	8	2	21	3	1	0	29
03	White III, Andrew	g	2-10	2-5	2-2	1	4	5	0	8	1	4	2	28
32	Parker, Benny	g	0-2	0-2	0-0	0	3	3	3	0	1	1	0	30
05	Watson Jr., Glynn		2-9	1-2	0-0	0	2	2	0	5	3	0	0	25
10	McVeigh, Jack		2-5	2-3	0-0	1	2	3	2	6	2	1	0	26
12	Jacobson, Michael		0-0	0-0	0-0	0	0	0	1	0	0	0	0	5
23	Fuller, Nick		0-0	0-0	0-0	0	0	0	0	0	0	0	0	1
30	Morrow Jr., Ed		0-1	0-0	0-0	0	3	3	4	0	1	1	1	18
	Team					2	1	3						
	Totals		22-52	7-16	10-11	7	22	29	20	61	12	12	4	200
FG % 1st Half: 10-24		41.7%	2nd half: 12-28		42.9%	Game: 22-52		42.3%	Deadball					
3FG % 1st Half: 4-7		57.1%	2nd half: 3-9		33.3%	Game: 7-16		43.8%	Rebounds					
FT % 1st Half: 1-2		50.0%	2nd half: 9-9		100.0	Game: 10-11		90.9%	1,1					

Cincinnati 65 • 6-0

##	Player	Total		3-Ptr
----	--------	-------	--	-------

GAME 9 • DEC. 6, 2015
MORGAN STATE (66) AT 17/17 CINCINNATI (87)
FIFTH THIRD ARENA (CINCINNATI, OHIO)

2015-16 CINCINNATI BASKETBALL • GAME 31 • SMU

GAME 13 • DEC. 22, 2015
11/9 IOWA STATE (81) AT 22/21 CINCINNATI (79)
FIFTH THIRD ARENA (CINCINNATI, OHIO)

Iowa State 81 • 10-1

#	Player		Total		3-Ptr	Rebounds			PF	TP	A TO Blk Stl				Min
			FG-FGA	FG-FGA		FT-FTA	Off	Def							
01	McKay, Jameel	f	0-4	0-0	5-8	3	0	3	0	5	2	0	0	0	30
02	Nader, Abdel	f	3-8	1-5	4-4	0	4	4	4	11	1	3	0	2	37
31	Niang, Georges	f	10-19	2-6	2-3	6	4	10	3	24	1	1	1	1	35
11	Morris, Monte	g	7-12	2-4	0-0	2	3	5	2	16	7	2	0	4	39
21	Thomas, Matt	g	4-14	3-10	2-2	1	8	9	2	13	4	1	0	0	32
03	Cooke, Hallice		0-5	0-4	0-0	0	1	1	0	0	0	0	0	0	11
30	Burton, Deonte		5-6	1-1	1-2	1	0	1	3	12	1	0	0	0	16
Team							2	1	3						
Totals			29-68	9-30	14-19	15	21	36	14	81	16	7	1	7	200

FG % 1st Half: 16-34 47.1% 2nd half: 13-34 38.2% Game: 29-68 42.6%
3FG % 1st Half: 3-12 25.0% 2nd half: 6-18 33.3% Game: 9-30 30.0%
FT % 1st Half: 10-11 90.9% 2nd half: 4-8 50.0% Game: 14-19 73.7%

Cincinnati 79 • 10-3

#	Player		Total		3-Ptr	Rebounds			PF	TP	A TO Blk Stl				Min
			FG-FGA	FG-FGA		FT-FTA	Off	Def							
02	ELLIS, Octavius	f	4-6	0-0	1-2	3	5	8	2	9	0	2	1	0	27
11	CLARK, Gary	f	5-8	0-1	0-2	5	4	9	1	10	2	1	0	1	28
24	THOMAS, Shaq	f	2-5	0-1	0-0	2	4	6	0	4	2	1	0	2	20
10	CAUPAIN, Troy	g	6-14	1-4	5-6	1	4	5	1	18	4	1	0	0	34
21	COBB, Farad	g	4-13	2-6	0-0	0	1	1	1	10	3	3	0	0	27
01	EVANS, Jacob		4-8	2-5	4-4	2	3	5	3	14	2	0	2	1	26
03	JENIFER, Justin		0-1	0-1	0-0	0	0	0	0	0	1	0	0	0	2
22	DeBERRY, Coreontae		3-7	0-0	0-2	2	2	4	1	6	1	0	1	0	17
25	JOHNSON, Kevin		3-4	2-3	0-0	1	0	1	3	8	0	2	0	0	19
Team							0	1	1						
Totals			31-66	7-21	10-16	16	24	40	12	79	15	10	4	4	200

FG % 1st Half: 16-35 45.7% 2nd half: 15-31 48.4% Game: 31-66 47.0%
3FG % 1st Half: 4-11 36.4% 2nd half: 3-10 30.0% Game: 7-21 33.3%
FT % 1st Half: 2-4 50.0% 2nd half: 8-12 66.7% Game: 10-16 62.5%

Officials: Doug Sirmons, Ron Groover, Tom O'Neill
Technical fouls: Iowa State-None. Cincinnati-None.
Attendance: 13176

Score by periods	1st	2nd	Total
Iowa State	45	36	81
Cincinnati	38	41	79

Last FG - ISU 2nd-00:12, CIN 2nd-02:09.
Largest lead - ISU by 13 1st-02:07, CIN by 4 2nd-02:09.

Points	In	Off	2nd	Fast	Bench
ISU	28	12	26	12	12
CIN	34	3	22	0	28

Score tied - 1 time.
Lead changed - 2 times.

GAME 15 • JAN. 2, 2016
TULSA (57) AT 22/23 CINCINNATI (76)
FIFTH THIRD ARENA (CINCINNATI, OHIO)

Tulsa 57 • 8-6, 0-2

#	Player		Total		3-Ptr	Rebounds			PF	TP	A TO Blk Stl				Min
			FG-FGA	FG-FGA		FT-FTA	Off	Def							
01	SMITH, Rashad	f	3-5	0-0	1-2	3	1	4	2	7	0	1	2	1	23
40	WRIGHT, D'Andre	f	0-2	0-0	0-0	2	0	2	5	0	1	2	0	0	12
03	HARRISON, Shaquille	g	6-15	1-3	8-9	0	2	2	1	21	6	2	0	2	34
10	WOODARD, James	g	3-11	1-7	2-4	1	1	2	1	9	1	3	0	2	29
11	BIRT, Pat	g	3-8	2-4	5-6	1	5	6	1	13	3	2	0	0	36
04	TAPLIN, Sterling		1-4	0-2	0-0	0	2	2	0	2	0	1	0	0	10
05	RAY, Rashad		1-4	0-3	0-0	0	2	2	0	2	0	2	0	1	17
15	CURTIS, Marquel		1-4	0-2	0-0	1	3	4	1	2	3	1	0	0	19
44	SWANNEGAN, Brandon		0-1	0-0	1-4	0	0	1	3	1	0	0	0	0	15
55	EZECHINONSO, E.		0-0	0-0	0-0	0	0	0	1	0	0	0	0	0	5
Team							6	0	6						
Totals			18-54	4-21	17-25	14	17	31	15	57	14	14	2	6	200

FG % 1st Half: 6-27 22.2% 2nd half: 12-27 44.4% Game: 18-54 33.3%
3FG % 1st Half: 2-13 15.4% 2nd half: 2-8 25.0% Game: 4-21 19.0%
FT % 1st Half: 14-21 66.7% 2nd half: 3-4 75.0% Game: 17-25 68.0%

Cincinnati 76 • 11-4, 1-1

#	Player		Total		3-Ptr	Rebounds			PF	TP	A TO Blk Stl				Min
			FG-FGA	FG-FGA		FT-FTA	Off	Def							
02	ELLIS, Octavius	f	2-3	0-0	2-3	1	2	3	3	6	0	2	1	2	16
11	CLARK, Gary	f	3-6	0-0	1-2	8	6	14	4	7	4	0	1	0	30
24	THOMAS, Shaq	f	2-5	0-1	0-0	1	4	5	3	4	2	2	1	2	24
10	CAUPAIN, Troy	g	3-9	2-4	0-0	1	2	3	2	8	7	3	1	0	31
21	COBB, Farad	g	8-14	5-7	0-0	0	1	3	4	0	21	2	1	0	27
00	MOORE, Quadri		2-5	2-3	2-2	0	1	1	2	8	0	2	0	0	14
01	EVANS, Jacob		1-3	0-2	0-0	0	3	3	4	2	2	1	1	1	16
03	JENIFER, Justin		2-3	1-1	2-2	0	0	0	1	7	2	0	0	0	8
22	DeBERRY, Coreontae		2-3	0-0	2-4	1	3	4	4	6	0	0	0	2	13
25	JOHNSON, Kevin		2-8	2-5	1-2	1	0	1	1	7	1	2	0	2	21
Team							1	0	1						
Totals			27-59	12-23	10-15	15	24	39	24	76	20	13	5	11	200

FG % 1st Half: 14-29 48.3% 2nd half: 13-30 43.3% Game: 27-59 45.8%
3FG % 1st Half: 7-13 53.8% 2nd half: 5-10 50.0% Game: 12-23 52.2%
FT % 1st Half: 7-9 77.8% 2nd half: 3-6 50.0% Game: 10-15 66.7%

Officials: Steve Olson, Zelton Steed, Peter Juzenas
Technical fouls: Tulsa-None. Cincinnati-ELLIS, Octavius.
Attendance: 10102

Score by periods	1st	2nd	Total
Tulsa	28	29	57
Cincinnati	42	34	76

Last FG - TLS 2nd-02:18, CIN 2nd-00:57.
Largest lead - TLS None, CIN by 24 1st-06:09.

Score tied - 0 times.
Lead changed - 0 times.

GAME 14 • DEC. 29, 2015
TEMPLE (77) AT 22/23 CINCINNATI (70)
FIFTH THIRD ARENA (CINCINNATI, OHIO)

Temple 77 • 6-5, 1-0

#	Player		Total		3-Ptr	Rebounds			PF	TP	A TO Blk Stl				Min
			FG-FGA	FG-FGA		FT-FTA	Off	Def							
00	ENECHIONYIA, Obi	f	0-5	0-2	2-4	2	1	3	2	2	2	1	1	0	21
15	BOND, Jaylen	f	3-6	0-0	1-4	2	4	6	3	7	3	0	0	0	27
01	BROWN, Josh	g	4-9	1-5	2-3	0	5	5	2	11	3	2	0	3	34
25	DECOSEY, Quenton	g	4-7	1-3	10-11	1	3	4	1	19	2	3	1	1	37
34	COLEMAN, Devin	g	5-11	4-7	0-0	1	1	2	2	14	0	0	1	0	29
03	ALSTON, JR., Levan S		2-2	2-2	0-0	0	2	2	0	6	0	0	0	0	14
04	DINGLE, Daniel		6-10	2-3	0-0	4	1	5	1	14	2	0	1	1	20
10	WILLIAMS, Mark		2-2	0-0	0-0	0	0	0	0	4	0	1	0	0	15
11	LOWE, Trey		0-0	0-0	0-0	0	0	0	0	0	0	0	0	0	3
Team							1	2	3						
Totals			26-52	10-22	15-22	11	19	30	11	77	12	8	4	5	200

FG % 1st Half: 16-28 57.1% 2nd half: 10-24 41.7% Game: 26-52 50.0%
3FG % 1st Half: 5-11 45.5% 2nd half: 5-11 45.5% Game: 10-22 45.5%
FT % 1st Half: 2-6 33.3% 2nd half: 13-16 81.3% Game: 15-22 68.2%

Cincinnati 70 • 10-4, 0-1

#	Player		Total		3-Ptr	Rebounds			PF	TP	A TO Blk Stl				Min
			FG-FGA	FG-FGA	FT-FTA	Off	Def	Tot							
01	EVANS, Jacob	f	2-4	1-2	2-2	3	2	5	0	7	2	1	0	0	24
11	CLARK, Gary	f	3-8	0-0	1-1	3	1	4	2	7	2	2	0	0	28
22	DeBERRY, Coreontae	c	1-3	0-0	0-0	1	1	2	2	2	1	0	0	0	13
10	CAUPAIN, Troy	g	7-16	1-4	4-4	1	2	3	3	19	7	2	0	1	36
21	COBB, Farad	g	4-10	2-6	0-0	0	2	2	1	10	1	1	0	0	27
00	MOORE, Quadri		0-1	0-0	0-0	0	0	0	0	0	0	0	0	0	1
02	ELLIS, Octavius		4-6	0-0	4-5	3	4	7	3	12	0	0	0	1	26
03	JENIFER, Justin		1-1	0-0	0-0	0	0	0	0	2	0	0	0	0	4
24	THOMAS, Shaq		3-8	2-4	0-0	0	2	2	2	8	0	1	2	0	28
25	JOHNSON, Kevin		1-4	1-3	0-0	0	0	0	2	3	0	1	0	0	13
Team						3	2	5							

GAME 17 • JAN. 10, 2016
CINCINNATI (54) AT USF (51)
USF SUN DOME (TAMPA, FLA.)

Cincinnati 54 • 12-5 (2-2)

#	Player		Total		3-Ptr		Rebounds			PF	TP	A TO Blk Stl				Min
			FG-FGA	FG-FGA	FT-FTA	Off	Def	Tot								
02	ELLIS, Octavius	f	4-7	0-0	2-3	1	1	2	3	10	0	1	1	1	24	
11	CLARK, Gary	f	0-4	0-0	5-7	7	4	11	1	5	2	2	1	1	34	
24	THOMAS, Shaq	f	3-7	0-1	4-5	1	2	3	1	10	2	0	0	1	29	
10	CAUPAIN, Troy	g	5-14	4-9	0-0	1	5	6	2	14	2	3	0	3	31	
21	COBB, Farad	g	1-5	1-3	0-0	0	0	0	1	3	1	0	0	2	23	
00	MOORE, Quadri		0-2	0-0	2-2	1	0	1	0	2	0	0	0	0	7	
01	EVANS, Jacob		1-6	0-2	0-0	1	2	3	0	2	1	1	0	1	12	
03	JENIFER, Justin		0-1	0-0	0-0	0	0	0	1	0	1	0	0	0	9	
22	DeBERRY, Coreontae		2-5	0-0	2-2	1	2	3	3	6	0	1	1	1	14	
25	JOHNSON, Kevin		1-4	0-3	0-0	0	2	2	2	2	2	2	0	0	17	
Team						1	3	4								
Totals			17-55	5-18	15-19	14	21	35	14	54	11	10	3	10	200	
FG % 1st Half: 6-25 24.0% 2nd half: 11-30 36.7% Game: 17-55 30.9%																
3FG % 1st Half: 3-9 33.3% 2nd half: 2-9 22.2% Game: 5-18 27.8%																
FT % 1st Half: 11-12 91.7% 2nd half: 4-7 57.1% Game: 15-19 78.9%																
Deadball Rebounds 2																

USF 51 • 3-14 (0-4)

#	Player		Total		3-Ptr		Rebounds			PF	TP						Min
			FG-FGA	FG-FGA	FT-FTA	Off	Def	Tot	A			TO	Blk	Stl			
22	NUNEZ, Angel	f	3-4	0-0	0-1	0	4	4	2	6	2	3	0	1	30		
33	GUERRERO, Ruben	f	1-2	0-0	0-0	0	0	0	0	2	0	0	0	0	6		
15	COUSINS, Jaleel	c	3-5	0-0	1-2	2	7	9	3	7	0	4	2	0	34		
00	MC MURRAY, Jahmal	g	6-9	2-4	2-3	0	5	5	1	16	1	3	0	1	38		
05	MORILLO, Nehemias	g	3-9	0-3	0-0	0	0	0	4	6	3	3	1	2	26		
01	PERRY, Chris		4-11	0-1	0-0	1	4	5	4	8	0	4	0	0	24		
13	BODWAY, Jake		0-1	0-0	0-0	0	0	0	1	0	0	0	0	0	6		
35	ZEIGLER, Bo		3-4	0-1	0-2	1	2	3	2	6	0	1	1	0	30		
42	SANTOS, Luis		0-0	0-0	0-0	0	1	1	1	0	0	0	0	1	6		
Team						0	3	3									
Totals			23-45	2-9	3-8	4	26	30	18	51	6	18	4	5	200		
FG % 1st Half: 11-20 55.0% 2nd half: 12-25 48.0% Game: 23-45 51.1%																	
3FG % 1st Half: 2-3 66.7% 2nd half: 0-6 0.0% Game: 2-9 22.2%																	
FT % 1st Half: 2-3 66.7% 2nd half: 1-5 20.0% Game: 3-8 37.5%																	
Deadball Rebounds 2																	

Officials: Mike Stuart, Kelly Self, Kipp Kissinger
Technical fouls: Cincinnati-None. USF-None.
Attendance: 3062

Score by periods	1st	2nd	Total
Cincinnati	26	28	54
USF	26	25	51

Last FG - CIN 2nd-10:07, USF 2nd-02:18.
Largest lead - CIN by 15 2nd-10:49, USF by 2 1st-01:17.

Score tied - 4 times.
Lead changed - 2 times.

GAME 19 • JAN. 16, 2016
CINCINNATI (65) AT TEMPLE (67) 2 OT
LIACOURAS CENTER (PHILADELPHIA, PA.)

Cincinnati 65 • 13-6, 3-3

#	Player	Total		3-Ptr		Rebounds			PF	TP					Min
		FG-FGA	FG-FGA	FT-FTA	Off	Def	Tot	A			TO	Blk	Stl		
02	ELLIS, Octavius	f	4-7	0-0	6-6	3	6	9	5	14	0	3	3	0	33
11	CLARK, Gary	f	6-10	0-1	0-1	5	9	14	4	12	1	2	2	0	34
24	THOMAS, Shaq	f	1-5	0-0	0-2	2	2	4	0	2	0	0	0	1	25
10	CAUPAIN, Troy	g	5-15	0-3	4-6	1	3	4	3	14	1	3	0	0	31
21	COBB, Farad	g	3-11	1-6	0-0	0	1	1	0	7	3	1	0	2	38
00	MOORE, Quadri		0-0	0-0	0-0	0	1	1	1	0	0	0	0	0	5
01	EVANS, Jacob		4-10	0-3	0-0	1	7	8	2	8	4	2	0	1	38
03	JENIFER, Justin		0-0	0-0	0-0	0	1	1	0	0	0	2	0	0	2
22	DeBERRY, Coreontae		2-5	0-0	2-4	1	2	3	1	6	0	0	1	0	20
25	JOHNSON, Kevin		1-7	0-5	0-0	2	4	6	1	2	4	3	0	0	24
Team						2	3	5							
Totals			26-70	1-18	12-19	17	39	56	17	65	13	16	6	4	250
FG % 1st Half: 11-28 39.3%		2nd half: 13-30 43.3%		OT: 2-12 16.7%		Game: 26-70 37.1%				26-70 37.1%				Deadball Rebounds 4,1	
3FG % 1st Half: 0-7 0.0%		2nd half: 1-5 20.0%		OT: 0-6 0.0%		Game: 1-18 5.6%				1-18 5.6%					
FT % 1st Half: 2-2 100.0%		2nd half: 5-11 45.5%		OT: 5-6 83.3%		Game: 12-19 63.2%				12-19 63.2%					

Temple 67 • 9-7, 4-2

#	Player		Total		3-Ptr		Rebounds			PF	TP	A TO Blk Stl				Min
			FG-FGA	FG-FGA	FT-FTA	Off	Def	Tot								
15	BOND, Jaylen	f	4-17	0-1	1-3	9	3	12	4	9	0	1	0	0	36	
24	AFLAKPUI, Ernest	c	3-4	0-0	0-2	1	2	3	2	6	0	0	1	1	20	
01	BROWN, Josh	g	2-9	0-2	0-2	0	7	7	1	4	5	2	0	1	47	
04	DINGLE, Daniel	g	1-6	0-1	1-1	1	2	3	1	3	2	1	0	0	28	
25	DECOSEY, Quenton	g	9-20	1-5	3-5	1	4	5	3	22	2	1	1	3	46	
00	ENECHIONYIA, Obi		1-6	0-3	0-1	0	2	2	4	2	1	0	1	1	20	
03	ALSTON, JR., Levan S		0-2	0-1	0-0	0	1	1	1	0	1	1	0	1	7	
10	WILLIAMS, Mark		1-1	1-1	3-4	1	1	2	1	6	0	0	1	0	11	
11	LOWE, Trey		0-0	0-0	0-0	0	0	0	0	0	1	0	0	0	3	
34	COLEMAN, Devin		5-11	5-10	0-0	1	3	4	0	15	2	2	0	0	32	
Team						3	5	8								
Totals				26-76	7-24	8-18	17	30	47	17	67	13	11	4	7	250
FG % 1st Half:			9-27	33.3%	2nd half:	13-32	40.6%	OT:	4-17	23.5%	Game:	26-76	34.2%	Deadball		
3FG % 1st Half:			2-9	22.2%	2nd half:	3-9	33.3%	OT:	2-6	33.3%	Game:	7-24	29.2%	Rebounds		
FT % 1st Half:			2-6	33.3%	2nd half:	5-6	83.3%	OT:	1-6	16.7%	Game:	8-18	44.4%	3		

Officials: Tom Eades, Raymond Styons, Ron Groover
Technical fouls: Cincinnati-None. Temple-None.
Attendance: 7481

Score by periods	1st	2nd	OT	OT2	Total
Cincinnati	24	32	4	5	65
Temple	22	34	4	7	67

Last FG - CIN OT2-04:32, TU OT2-00:16.
Largest lead - CIN by 3 OT2-01:58, TU by 8 2nd-06:48.

Score tied - 9 times.
Lead changed - 5 times.

GAME 18 • JAN. 13, 2016
HOUSTON (59) AT CINCINNATI (70)
FIFTH THIRD ARENA (CINCINNATI, OHIO)

Houston 59 • 13-3, 3-1

#	Player		Total		3-Ptr		Rebounds			PF	TP	A	TO	Blk	Stl	Min
			FG-FGA	FG-FGA	FT-FTA	Off	Def	Tot								
24	POLLARD, Devonta	f	2-7	0-0	4-7	3	3	6	0	8	3	3	1	1	32	
33	MEYER, Kyle	c	0-0	0-0	0-0	0	1	1	1	0	0	0	0	0	6	
02	GRAY, Jr., Rob	g	3-11	0-4	0-0	0	0	0	1	6	1	4	0	0	23	
21	DOTSON, Damyeen	g	1-8	1-5	1-2	3	8	11	2	4	1	2	1	1	31	
25	ROBINSON, Jr., Galen	g	5-11	2-3	1-1	0	1	1	1	13	4	2	0	0	28	
00	KNOWLES, Danrad		0-1	0-0	2-6	5	2	7	3	2	0	0	0	0	24	
03	JOHNSON, Ronnie		3-9	2-4	1-2	2	1	3	0	9	0	5	0	0	20	
04	BARNES, LeRon		6-8	5-6	0-0	4	3	7	4	17	0	0	0	0	29	
12	VANBECK, Wes		0-0	0-0	0-0	0	1	1	0	0	0	1	0	0	1	
13	NKALI, Bertrand		0-0	0-0	0-0	0	0	0	2	0	0	0	0	0	6	
Team						2	1	3								
Totals			20-55	10-22	9-18	19	21	40	14	59	9	17	2	2	200	
FG % 1st Half: 9-26			34.6%	2nd half: 11-29	37.9%	Game: 20-55			36.4%	Deadball Rebounds 3,1						
3FG % 1st Half: 7-12			58.3%	2nd half: 3-10	30.0%	Game: 10-22			45.5%							
FT % 1st Half: 2-2			100.0%	2nd half: 7-16	43.8%	Game: 9-18			50.0%							

2015-16 CINCINNATI BASKETBALL • GAME 31 • SMU

GAME 21 • JAN. 24, 2016
TULANE (75) AT CINCINNATI (97)
FIFTH THIRD ARENA (CINCINNATI, OHIO)

Tulane 75 • 8-13, 1-7

#	Player	Total		3-Ptr		Rebounds			PF	TP	A TO Blk Stl				Min
		FG-FGA	FG-FGA	FT-FTA	Off Def Tot	PF	TP	A TO Blk Stl							
21	Osetkowski, Dylan	f	3-6	0-0	3-5	1	9	10	2	9	4	4	0	0	31
15	Smith, Ryan	c	0-0	0-0	0-0	0	0	0	1	0	0	0	0	0	8
00	Dabney, Louis	g	3-8	1-2	2-2	1	4	5	1	9	3	2	0	2	32
13	Morgan, Malik	g	9-16	5-9	0-0	1	1	2	3	23	2	3	0	0	31
35	Frazier, Melvin	g	3-6	1-3	1-1	1	1	2	1	8	1	3	0	0	14
02	Oliver, Taron		3-5	0-1	0-0	1	3	4	2	6	0	1	0	0	8
04	Conroy, Riley		0-0	0-0	0-0	0	0	0	0	0	0	0	0	0	2
05	Reynolds, Cameron		1-5	0-3	2-2	0	2	2	3	4	1	3	0	0	18
10	Julien, Von		4-6	4-4	0-0	0	0	0	2	12	1	1	0	1	27
11	Harris, Kain		1-4	0-2	2-2	0	0	0	1	4	2	2	0	0	16
23	Paul, Blake		0-0	0-0	0-0	0	1	1	4	0	0	0	1	0	13
Team					2	1	3								
Totals			27-56	11-24	10-13	7	22	29	20	75	14	19	1	3	200

FG % 1st Half: 10-24 41.7% 2nd half: 17-32 53.1% Game: 27-56 48.2% Deadball Rebounds 1,2
3FG % 1st Half: 4-8 50.0% 2nd half: 7-16 43.8% Game: 11-24 45.8%
FT % 1st Half: 3-5 60.0% 2nd half: 7-8 87.5% Game: 10-13 76.9%

Cincinnati 97 • 15-6, 5-3

#	Player	Total		3-Ptr		Rebounds			PF	TP	A TO Blk Stl				Min
		FG-FGA	FG-FGA	FT-FTA	Off Def Tot	PF	TP	A TO Blk Stl							
02	ELLIS, Octavius	f	3-5	0-0	2-2	0	3	3	2	8	1	2	0	0	13
11	CLARK, Gary	f	8-10	1-1	0-2	1	4	5	0	17	0	1	1	2	23
24	THOMAS, Shaq	f	6-8	2-2	3-4	0	4	4	1	17	2	1	0	1	19
10	CAUPAIN, Troy	g	3-5	2-3	0-1	0	1	1	1	8	9	0	0	0	22
21	COBB, Farad	g	6-9	2-5	2-3	1	0	1	2	16	3	0	0	3	22
00	MOORE, Quadri		1-4	1-2	1-2	1	3	4	3	4	0	1	1	1	17
01	EVANS, Jacob		2-5	1-3	0-0	3	4	7	2	5	3	0	1	1	24
03	JENIFER, Justin		2-6	2-4	0-0	1	1	2	0	6	2	1	0	0	18
22	DeBERRY, Coreontae		3-6	0-0	5-7	1	2	3	3	11	0	2	2	0	18
25	JOHNSON, Kevin		0-2	0-1	3-4	0	2	2	2	3	1	0	0	1	18
45	TOBLER, Zack		1-2	0-0	0-0	0	0	0	2	2	0	0	0	0	6
Team					1	0	1				1				
Totals			35-62	11-21	16-25	9	24	33	18	97	21	9	5	10	200

FG % 1st Half: 19-33 57.6% 2nd half: 16-29 55.2% Game: 35-62 56.5% Deadball Rebounds 3
3FG % 1st Half: 4-9 44.4% 2nd half: 7-12 58.3% Game: 11-21 52.4%
FT % 1st Half: 7-9 77.8% 2nd half: 9-16 56.3% Game: 16-25 64.0%

Officials: Doug Simmons, James Luckie, Antonio Pettys
Technical fouls: Tulane-None. Cincinnati-None.
Attendance: 9224

Score by periods	1st	2nd	Total
Tulane	27	48	75
Cincinnati	49	48	97

Last FG - TUL 2nd-00:35, CIN 2nd-00:45. Score tied - 0 times.
Largest lead - TUL None, CIN by 40 2nd-09:48. Lead changed - 0 times.

GAME 23 • FEB. 4, 2016
USF (57) AT CINCINNATI (88)
FIFTH THIRD ARENA (CINCINNATI, OHIO)

USF 57 • 5-19, 2-9

#	Player	Total		3-Ptr		Rebounds			PF	TP	A TO Blk Stl				Min
		FG-FGA	FG-FGA	FT-FTA	Off Def Tot	PF	TP	A TO Blk Stl							
22	NUNEZ, Angel	f	3-7	1-2	1-2	0	6	6	3	8	0	6	0	0	26
35	ZEIGLER, Bo	f	5-7	0-1	0-0	1	2	3	4	10	2	2	0	0	28
15	COUSINS, Jaleel	c	2-8	0-0	6-9	8	2	10	5	10	0	4	0	1	19
33	GUERRERO, Ruben	c	2-3	0-0	0-0	2	0	2	2	4	1	2	0	0	37
00	MCMURRAY, Jahmal	g	6-17	1-7	4-4	1	3	4	2	17	2	3	0	0	38
05	MORILLO, Nehemias		1-5	1-3	2-3	0	3	3	1	5	0	2	0	0	19
10	BRYANT, Tre'		0-0	0-0	0-0	0	0	0	0	0	0	0	0	0	0+
13	BODWAY, Jake		1-3	0-2	0-0	0	1	1	1	2	0	0	0	0	15
42	SANTOS, Luis		0-1	0-0	1-2	0	1	1	1	1	1	1	0	0	18
Team					1	3	4				1				
Totals			20-51	3-15	14-20	13	21	34	19	57	6	21	0	1	200

FG % 1st Half: 10-20 50.0% 2nd half: 10-31 32.3% Game: 20-51 39.2% Deadball Rebounds 3,1
3FG % 1st Half: 3-5 60.0% 2nd half: 0-10 0.0% Game: 3-15 20.0%
FT % 1st Half: 6-8 75.0% 2nd half: 8-12 66.7% Game: 14-20 70.0%

Cincinnati 88 • 17-6, 7-3

#	Player	Total		3-Ptr		Rebounds			PF	TP	A TO Blk Stl				Min
		FG-FGA	FG-FGA	FT-FTA	Off Def Tot	PF	TP	A TO Blk Stl							
02	ELLIS, Octavius	f	4-5	0-0	2-2	1	1	2	4	10	2	2	1	1	23
11	CLARK, Gary	f	5-10	1-2	5-7	9	4	13	2	16	4	0	0	1	31
24	THOMAS, Shaq	f	0-4	0-1	1-2	2	1	3	2	1	1	0	1	1	17
10	CAUPAIN, Troy	g	6-11	4-7	2-2	0	4	4	1	18	10	3	2	1	29
21	COBB, Farad	g	4-14	2-9	0-0	0	1	1	3	10	0	0	0	2	23
01	EVANS, Jacob		3-8	2-6	3-4	0	2	2	2	11	2	0	1	1	24
03	JENIFER, Justin		0-2	0-1	2-2	0	1	1	1	2	1	0	0	3	11
22	DeBERRY, Coreontae		5-6	0-0	1-2	1	3	4	1	11	0	0	1	1	23
25	JOHNSON, Kevin		2-4	1-3	4-4	0	2	2	1	9	1	2	0	0	17
45	TOBLER, Zack		0-0	0-0	0-0	0	0	0	0	0	0	0	0	0	2
Team					2	1	3								
Totals			29-64	10-29	20-25	15	20	35	17	88	21	7	6	11	200

FG % 1st Half: 13-37 35.1% 2nd half: 16-27 59.3% Game: 29-64 45.3% Deadball Rebounds 3,1
3FG % 1st Half: 7-19 36.8% 2nd half: 3-10 30.0% Game: 10-29 34.5%
FT % 1st Half: 3-4 75.0% 2nd half: 17-21 81.0% Game: 20-25 80.0%

Officials: Joe DeRosa, James Breeding, Clarence Armstrong
Technical fouls: USF-None. Cincinnati-ELLIS, Octavius.
Attendance: 9116

Score by periods	1st	2nd	Total
USF	29	28	57
Cincinnati	36	52	88

Last FG - USF 2nd-00:07, CIN 2nd-01:31. Score tied - 4 times.
Largest lead - USF by 6 1st-10:52, CIN by 33 2nd-02:02. Lead changed - 4 times.

GAME 22 • JAN. 28, 2016
CINCINNATI (58) AT UCONN (57)
XL CENTER (HARTFORD, CONN.)

Cincinnati 58 • (16-6, 6-3)

#	Player	Total		3-Ptr		Rebounds			PF	TP	A TO Blk Stl				Min
		FG-FGA	FG-FGA	FT-FTA	Off Def Tot	PF	TP	A TO Blk Stl							
02	ELLIS, Octavius	f	4-8	0-0	2-2	1	6	7	2	10	1	2	2	1	31
11	CLARK, Gary	f	4-7	1-2	4-7	2	4	6	2	13	3	4	4	0	32
24	THOMAS, Shaq	f	1-3	0-0	0-1	2	1	3	0	2	1	2	0	1	18
10	CAUPAIN, Troy	g	3-11	2-5	0-0	1	3	4	2	8	0	4	1	2	36
21	COBB, Farad	g	4-12	3-8	2-2	2	4	6	1	13	1	1	0	1	33
00	MOORE, Quadri		0-0	0-0	0-0	0	0	0	0	0	0	0	0	0	2
01	EVANS, Jacob		3-7	1-2	0-0	1	4	5	2	7	2	0	3	1	23
22	DeBERRY, Coreontae		1-2	0-0	0-0	0	3	3	2	2	0	0	0	0	9
25	JOHNSON, Kevin		1-5	0-4	0-0	0	0	0	0	3	4	1	0	1	16
Team					2	0	2								
Totals			21-55	8-21	8-12	11	25	36	12	58	12	14	10	7	200

FG % 1st Half: 11-29 37.9% 2nd half: 10-26 38.5% Game: 21-55 38.2% Deadball Rebounds 2
3FG % 1st Half: 4-12 33.3% 2nd half: 4-9 44.4% Game: 8-21 38.1%
FT % 1st Half: 5-7 71.4% 2nd half: 3-5 60.0% Game: 8-12 66.7%

UCONN 57 • (14-6, 5-3)

#	Player	Total		3-Ptr		Rebounds			PF	TP	A TO Blk Stl				Min
		FG-FGA	FG-FGA	FT-FTA	Off Def Tot	PF	TP	A TO Blk Stl							
32	MILLER, Shonn	f	5-10	0-0	1-2	2	6	8	3	11	0	1	4	3	34
00	NOLAN, Phillip	c	1-4	0-0	0-0	2	2	4	4	2	0	0	0	0	11
02	ADAMS, Jalen	g	4-7	1-3	2-2	1	1	2	0	11	2	2	0	1	30
04	GIBBS, Sterling	g	5-9	3-5	1-1	0	2	2	2	14	4	0	0	0	37
05	HAMILTON, Daniel	g	2-11	1-4	0-0	1	7	8	2	5	8	4	2	1	38
12	FACEY, Kentan		1-2	0-0	0-0	1	2	3	3	2	0	1	1	0	7
13	ENOCH, Steven		0-0	0-0	0-0	0	0	0	1	0	0	1	0	0	5
21	CALHOUN, Omar		0-0	0-0	0-0	0	0	0	0	0	0	0	0	0	5
44	PURVIS, Rodney		5-17	1-4	1-3	1	2	3	0	12	3	1	0	2	33
Team					3	3	6				4				
Totals			23-60	6-16	5-8	11	25	36	15	57	17	14	7	7	200

FG % 1st Half: 14-28 50.0% 2nd half: 9-32 28.1% Game: 23-60 38.3% Deadball Rebounds 4
3FG % 1st Half: 5-8 62.5% 2nd half: 1-8 12.5% Game: 6-16 37.5%
FT

2015-16 CINCINNATI BASKETBALL • GAME 31 • SMU

GAME 25 • FEB. 9, 2016
CINCINNATI (69) AT UCF (51)
CFE ARENA (ORLANDO, FLA.)

Cincinnati 69 • 18-7, 8-4 AAC														
#	Player	Total		3-Ptr		Rebounds		PF	TP	A	TO	Blk	Stl	Min
		FG-FGA	FT-FTA	FG-FGA	FT-FTA	Off	Def							
02	ELLIS, Octavius	f	4-10	0-0	2-2	6	8	14	2	10	1	2	0	29
01	CLARK, Gary	f	3-9	1-2	4-4	1	7	8	1	11	5	1	4	1
01	EVANS, Jacob	g	2-4	2-2	0-0	1	2	3	3	6	0	1	0	13
10	CAUPAIN, Troy	g	1-11	0-3	5-6	0	4	4	3	7	5	3	0	5
21	COBB, Farad	g	4-10	3-9	1-2	0	3	3	3	12	1	0	0	1
00	MOORE, Quadri	g	1-1	1-1	0-0	0	0	0	1	3	0	0	0	0
03	JENIFER, Justin	g	0-2	0-2	0-0	1	0	1	0	0	0	0	0	0
22	DeBERRY, Coreontae	g	2-3	0-0	1-2	2	1	3	2	5	0	1	0	0
24	THOMAS, Shaq	g	1-2	0-0	0-0	0	0	0	0	2	2	0	0	0
25	JOHNSON, Kevin	g	5-11	3-4	0-0	2	1	3	2	13	2	2	0	0
Team														
Totals		23-63		10-23		13-16		16		27		43		
FG % 1st Half: 10-34		29.4%		2nd half: 13-29		44.8%		Game: 23-63		36.5%		Deadball		
3FG % 1st Half: 6-17		35.3%		2nd half: 4-6		66.7%		Game: 10-23		43.5%		Rebounds		
FT % 1st Half: 5-6		83.3%		2nd half: 8-10		80.0%		Game: 13-16		81.3%		1		

UCF 51 • 11-11, 5-6 AAC														
#	Player	Total		3-Ptr		Rebounds		PF	TP	A	TO	Blk	Stl	Min
		FG-FGA	FT-FTA	FG-FGA	FT-FTA	Off	Def							
03	DAVIS, A.J.	f	4-12	3-6	5-8	1	6	7	3	16	3	4	0	0
13	EFIANAYI, Tanksley	f	0-4	0-3	1-5	0	2	2	0	1	1	3	0	0
34	MCBRIDE, Justin	c	1-2	0-0	0-1	0	2	2	4	2	0	3	1	0
04	WALKER, Daiquan	g	2-7	1-3	0-0	1	4	5	2	5	5	3	2	1
12	WILLIAMS, Matt	g	8-15	6-12	2-3	0	3	3	1	24	1	0	0	0
21	BROWN, Chad	g	0-0	0-0	0-0	0	0	0	0	0	0	0	0	0
22	MCSPADEN, Chance	g	0-0	0-0	0-0	0	0	0	0	0	0	1	0	0
24	FALL, Tacko	g	1-1	0-0	0-0	2	6	8	2	2	0	0	3	1
33	DAVIS, Shaheed	g	0-1	0-1	0-0	0	1	1	1	0	0	3	0	0
52	BLAIR, Staphon	g	0-0	0-0	1-2	0	1	1	2	1	0	1	1	1
Team														
Totals		16-42		10-25		9-19		4		26		30		
FG % 1st Half: 8-22		36.4%		2nd half: 8-20		40.0%		Game: 16-42		38.1%		Deadball		
3FG % 1st Half: 5-13		38.5%		2nd half: 5-12		41.7%		Game: 10-25		40.0%		Rebounds		
FT % 1st Half: 9-15		60.0%		2nd half: 0-4		0.0%		Game: 9-19		47.4%		5		

Officials: Tom Eades, Gary Maxwell, Steve Olson
Technical fouls: Cincinnati-None. UCF-FALL, Tacko.
Attendance: 4143

Score by periods			1st	2nd	Total					
Cincinnati			31	38	69					
UCF			30	21	51					

Points

In

Off

2nd

Fast

Bench

CIN

UCF

Point

T/O

Chance

Break

3

3

8

4

0

3

Last FG - CIN 2nd-00:55, UCF 2nd-01:22.
Largest lead - CIN by 22 2nd-03:33, UCF by 3 1st-03:47.

Score tied - 1 time.
Lead changed - 6 times.

GAME 27 • FEB. 18, 2016
CINCINNATI (68) AT TULSA (70) OT
REYNOLDS CENTER (TULSA, OKLA.)

Cincinnati 68 • 19-8, 9-5														
#	Player	Total		3-Ptr		Rebounds		PF	TP	A	TO	Blk	Stl	Min
		FG-FGA	FT-FTA	FG-FGA	FT-FTA	Off	Def							
02	ELLIS, Octavius	f	4-8	0-0	3-6	4	5	9	4	11	2	4	2	0
11	CLARK, Gary	f	7-14	2-4	2-2	2	7	9	0	18	0	1	2	2
24	THOMAS, Shaq	f	0-3	0-2	1-2	1	0	1	2	1	2	1	0	0
10	CAUPAIN, Troy	g	5-14	2-8	3-5	1	8	9	2	15	4	3	0	1
21	COBB, Farad	g	3-6	2-4	0-0	0	0	0	2	8	1	0	0	0
01	EVANS, Jacob	g	3-10	2-7	1-2	0	6	6	3	9	4	2	1	1
03	JENIFER, Justin	g	0-0	0-0	0-0	0	1	1	0	0	1	0	0	0
22	DeBERRY, Coreontae	g	2-2	0-0	0-0	0	2	2	1	4	1	2	0	0
25	JOHNSON, Kevin	g	1-7	0-3	0-0	0	1	1	1	2	3	0	0	1
Team														
Totals		25-64		8-28		10-17		10		31		41		
FG % 1st Half: 12-29		41.4%		2nd half: 13-29		44.8%		OT: 0-6		0.0%		Game: 25-64		
3FG % 1st Half: 4-12		33.3%		2nd half: 4-11		36.4%		OT: 0-5		0.0%		Game: 8-28		
FT % 1st Half: 4-5		80.0%		2nd half: 0-4		0.0%		OT: 6-8		75.0%		Game: 10-17		

Tulsa 70 • 17-9, 9-5														
#	Player	Total		3-Ptr		Rebounds		PF	TP	A	TO	Blk	Stl	Min
		FG-FGA	FT-FTA	FG-FGA	FT-FTA	Off	Def							
01	SMITH, Rashad	f	6-10	0-0	0-2	2	5	7	3	12	0	0	0	2
44	SWANNEGAN, Brandon	f	1-4	0-0	1-2	2	3	5	4	3	0	1	1	0
03	HARRISON, Shaquille	g	4-13	0-1	3-3	1	7	8	2	11	3	1	0	2
10	WOODARD, James	g	8-15	3-7	0-0	0	9	9	0	19	1	2	0	0
11	BIRT, Pat	g	3-11	1-3	6-7	0	0	0	2	13	0	1	0	1
05	RAY, Rashad	g	0-0	0-0	0-0	0	1	1	0	0	1	3	0	2
15	CURTIS, Marquel	g	2-5	1-2	2-2	1	0	1	2	7	2	3	0	0
40	WRIGHT, D'Andre	g	1-4	0-0	3-4	1	5	6	3	5	1	0	0	0
Team														
Totals		25-62		5-13		15-20		9		33		42		
FG % 1st Half: 10-31		32.3%		2nd half: 13-26		50.0%		OT: 2-5		40.0%		Game: 25-62		
3FG % 1st Half: 3-5		60.0%		2nd half: 2-6		33.3%		OT: 0-2		0.0%		Game: 5-13		
FT % 1st Half: 4-9		44.4%		2nd half: 7-7		100.0		OT: 4-4		100.0		Game: 15-20		

Officials: Joe DeRosa, Gerry Pollard, Roger Ayers
Technical fouls: Cincinnati-None. Tulsa-None.
Attendance: 4402

Score by periods				1st	2nd	OT	Total							
Cincinnati				32	30	6	68							
Tulsa				27	35	8	70							

Points

CIN

TLS

In

24

36

Off

T/O

10

2nd

Chance

8

Fast

Break

4

Bench

15

12

Last FG - CIN 2nd-00:01, TLS OT-01:00.

Largest lead - CIN by 9 1st-06:47, TLS by 3 OT-00:31.

Score tied - 8 times.

Lead changed - 13 times.

2015-16 CINCINNATI BASKETBALL • GAME 31 • SMU

GAME 29 • FEB. 27, 2016
CINCINNATI (65) AT EAST CAROLINA (56)
MINGES COLISEUM (GREENVILLE, N.C.)

Cincinnati 69 • 18-7, 8-4 AAC

#	Player	Total		3-Ptr		Rebounds			PF	TP	A	TO	Blk	Stl	Min
		FG-FGA	FG-FGA	FT-FTA	Off	Def	Tot								
02	ELLIS, Octavius	f	4-10	0-0	2-2	6	8	14	2	10	1	2	0	2	29
11	CLARK, Gary	f	3-9	1-2	4-4	1	7	8	1	11	5	1	4	1	33
01	EVANS, Jacob	g	2-4	2-2	0-0	1	2	3	3	6	0	1	0	0	13
10	CAUPAIN, Troy	g	1-11	0-3	5-6	0	4	4	3	7	5	3	0	5	37
21	COBB, Farad	g	4-10	3-9	1-2	0	3	3	3	12	1	0	0	1	37
00	MOORE, Quadri	1-1	1-1	0-0	0	0	0	1	3	1	0	0	0	0	1
03	JENIFER, Justin	0-2	0-2	0-0	1	0	1	0	0	0	0	0	0	0	3
22	DeBERRY, Coreontae	2-3	0-0	1-2	2	1	3	2	5	0	1	0	0	0	11
24	THOMAS, Shaq	1-2	0-0	0-0	0	0	0	0	2	0	0	0	0	0	3
25	JOHNSON, Kevin	5-11	3-4	0-0	2	1	3	2	13	2	2	0	3	3	33
Team					3	1	4								
Totals			23-63	10-23	13-16	16	27	43	17	69	14	10	4	12	200

FG % 1st Half: 10-34 29.4% 2nd half: 13-29 44.8% Game: 23-63 36.5% Deadball Rebounds 1
3FG % 1st Half: 6-17 35.3% 2nd half: 4-6 66.7% Game: 10-23 43.5%
FT % 1st Half: 5-6 83.3% 2nd half: 8-10 80.0% Game: 13-16 81.3%

UCF 51 • 11-11, 5-6 AAC

#	Player	Total		3-Ptr		Rebounds			PF	TP	A	TO	Blk	Stl	Min
		FG-FGA	FG-FGA	FT-FTA	Off	Def	Tot								
03	DAVIS, A.J.	f	4-12	3-6	5-8	1	6	7	3	16	3	4	0	0	36
13	EFIANAYI, Tanksley	f	0-4	0-3	1-5	0	2	2	0	1	1	3	0	0	27
34	MCBRIDE, Justin	c	1-2	0-0	0-1	0	2	2	4	2	0	3	1	0	12
04	WALKER, Daiquan	g	2-7	1-3	0-0	1	4	5	2	5	5	3	2	1	37
12	WILLIAMS, Matt	g	8-15	6-12	2-3	0	3	3	1	24	1	0	0	0	36
21	BROWN, Chad	0-0	0-0	0-0	0	0	0	0	0	0	0	0	0	0	2
22	MCSPADDEN, Chance	0-0	0-0	0-0	0	0	0	0	0	0	0	1	0	0	10
24	FALL, Tacko	1-1	0-0	0-0	2	6	8	2	2	0	0	3	1	0	20
33	DAVIS, Shaheed	0-1	0-1	0-0	0	1	1	1	0	0	0	3	0	0	12
52	BLAIR, Staphon	0-0	0-0	1-2	0	1	1	2	1	0	1	1	1	1	8
Team					0	1	1								
Totals			16-42	10-25	9-19	4	26	30	15	51	10	18	7	3	200

FG % 1st Half: 8-22 36.4% 2nd half: 8-20 40.0% Game: 16-42 38.1% Deadball Rebounds 5
3FG % 1st Half: 5-13 38.5% 2nd half: 5-12 41.7% Game: 10-25 40.0%
FT % 1st Half: 9-15 60.0% 2nd half: 0-4 0.0% Game: 9-19 47.4%

Officials: Tom Eades, Gary Maxwell, Steve Olson
Technical fouls: Cincinnati-None. UCF-FALL, Tacko.
Attendance: 4143

Score by periods	1st	2nd	Total
Cincinnati	31	38	69
UCF	30	21	51

Last FG - CIN 2nd-00:55, UCF 2nd-01:22.
Largest lead - CIN by 22 2nd-03:33, UCF by 3 1st-03:47.

Score tied - 1 time.
Lead changed - 6 times.

GAME 31 • MARCH 6, 2016
NO. 24 SMU AT CINCINNATI
FIFTH THIRD ARENA (CINCINNATI, OHIO)

GAME 30 • MARCH 3, 2016
CINCINNATI (56) AT HOUSTON (69)
HOFHEINZ PAVILION (HOUSTON, TEXAS)

Cincinnati 56 • 21-9, 11-6

#	Player	Total		3-Ptr		Rebounds			PF	TP	A	TO	Blk	Stl	Min
		FG-FGA	FG-FGA	FT-FTA	Off	Def	Tot								
02	ELLIS, Octavius	f	2-3	0-0	7-10	5	4	9	5	11	0	4	1	0	27
11	CLARK, Gary	f	0-6	0-1	6-8	3	10	13	3	6	1	0	2	1	38
01	EVANS, Jacob	g	5-16	4-9	0-0	1	1	2	4	14	1	3	1	1	40
10	CAUPAIN, Troy	g	8-18	3-8	0-0	1	2	3	1	19	5	3	0	0	37
25	JOHNSON, Kevin	g	1-4	1-3	0-0	1	1	2	3	3	2	1	1	0	31
00	MOORE, Quadri	0-0	0-0	0-0	0	0	0	1	0	0	0	0	0	0	2
03	JENIFER, Justin	0-2	0-1	1-3	0	0	0	1	1	0	0	0	0	0	13
22	DeBERRY, Coreontae	1-2	0-0	0-0	2	3	5	3	2	0	0	0	0	0	12
Team					0	3	3								
Totals			17-51	8-22	14-21	13	24	37	21	56	9	12	5	2	200

FG % 1st Half: 7-25 28.0% 2nd half: 10-26 38.5% Game: 17-51 33.3% Deadball Rebounds 2
3FG % 1st Half: 4-9 44.4% 2nd half: 4-13 30.8% Game: 8-22 36.4%
FT % 1st Half: 2-6 33.3% 2nd half: 12-15 80.0% Game: 14-21 66.7%

Houston 69 • 22-8, 12-6

#	Player		Total		3-Ptr		Rebounds			PF	TP	A	TO	Blk	Stl	Min
			FG-FGA	FG-FGA	FT-FTA	Off	Def	Tot								
24	POLLARD, Devonta	f	2-10	0-0	7-9	3	2	5	4	11	0	1	1	0	35	
04	BARNES, LeRon	g	2-5	1-4	2-2	0	1	1	2	7	1	0	1	1	17	
21	DOTSON, Damyeon	g	4-7	3-5	2-2	2	5	7	3	13	0	0	0	0	36	
23	WEARY, Jr., Eric	g	0-1	0-1	0-0	0	1	1	0	0	0	0	0	0	4	
25	ROBINSON, Jr., Galen	g	4-7	0-0	1-1	0	2	2	0	9	2	1	1	0	21	
00	KNOWLES, Danrad		1-1	0-0	0-0	2	1	3	1	2	0	1	1	0	5	
02	GRAY, Jr., Rob		4-12	0-4	5-5	0	3	3	2	13	4	1	0	3	27	
03	JOHNSON, Ronnie		3-7	1-4	1-2	0	2	2	2	8	1	0	0	0	19	
12	VANBECK, Wes		0-0	0-0	0-0	0	0	0	0	0	0	0	0	0	0+	
13	NKALI, Bertrand		0-0	0-0	1-2	0	4	4	5	1	0	0	2	0	20	
33	MEYER, Kyle		2-4	0-0	1-2	1	2	3	4	5	1	1	1	1	16	
	Team					2	3	5								
	Totals		22-54	5-18	20-25	10	26	36	23	69	9	5	7	5	200	

FG % 1st Half: 12-32 37.5% 2nd half: 10-22 45.5% Game: 22-54 40.7% Deadball Rebounds 3
3FG % 1st Half: 3-12 25.0% 2nd half: 2-6 33.3% Game: 5-18 27.8%
FT % 1st Half: 6-8 75.0% 2nd half: 14-17 82.4% Game: 20-25 80.0%

Officials: Bryan Kersey (R), Olandis Poole (U1), Keith Kimble (U2)
Technical fouls: Cincinnati-None. Houston-None.
Attendance: 4171

Score by periods	1st	2nd	Total
Cincinnati	20	36	56
Houston	33	36	69

Points	In	Off	2nd	Fast	Bench
CIN	12	6	13	0	3
HOU	28	15	13	4	29

Last FG - CIN 2nd-02:22, HOU 2nd-01:56.
Largest lead - CIN by 7 1st-17:14, HOU by 16 2nd-15:29.

Score tied - 1 time.
Lead changed - 1 time.

GAME 32 • AMERICAN CHAMPIONSHIP • TBA
CINCINNATI VS. TBA
AMWAY ARENA (ORLANDO, FLA.)



2015-16 Cincinnati Basketball
Cincinnati Combined Team Statistics (as of Mar 04, 2016)
All games



RECORD:	OVERALL	HOME	AWAY	NEUTRAL
ALL GAMES	21-9	13-3	6-6	2-0
CONFERENCE	11-6	7-1	4-5	0-0
NON-CONFERENCE	10-3	6-2	2-1	2-0

#	Player	gp-gs	min	avg	Total		3-Point		F-Throw		Rebounds											
					fg-fga	fg%	3fg-fga	3fg%	ft-fa	ft%	off	def	tot	avg	pf	dq	a	to	blk	stl	pts	avg
10	CAUPAIN, Troy	30-30	976	32.5	125-324	.386	50-153	.327	71-91	.780	11	92	103	3.4	42	0	145	55	12	34	371	12.4
11	CLARK, Gary	30-30	900	30.0	122-223	.547	13-25	.520	66-99	.667	101	164	265	8.8	69	0	65	40	46	36	323	10.8
21	COBB, Farad	28-28	723	25.8	109-266	.410	66-164	.402	17-21	.810	12	36	48	1.7	29	0	48	24	1	39	301	10.8
02	ELLIS, Octavius	30-29	743	24.8	108-195	.554	0-0	.000	82-128	.641	86	138	224	7.5	86	3	33	65	42	26	298	9.9
01	EVANS, Jacob	30-5	697	23.2	79-213	.371	40-117	.342	41-47	.872	33	90	123	4.1	52	1	51	21	24	24	239	8.0
24	THOMAS, Shaq	27-25	560	20.7	66-149	.443	11-35	.314	29-49	.592	39	65	104	3.9	41	0	38	34	15	19	172	6.4
25	JOHNSON, Kevin	30-2	618	20.6	63-183	.344	37-121	.306	21-28	.750	22	33	55	1.8	49	0	50	36	1	26	184	6.1
22	DeBERRY, Coreontae	30-1	427	14.2	61-116	.526	0-0	.000	46-71	.648	34	73	107	3.6	56	1	6	18	26	12	168	5.6
03	JENIFER, Justin	27-0	232	8.6	21-58	.362	10-30	.333	14-20	.700	2	16	18	0.7	18	0	34	17	0	14	66	2.4
00	MOORE, Quadri	25-0	182	7.3	18-50	.360	4-11	.364	13-19	.684	13	21	34	1.4	19	0	2	18	2	8	53	2.1
45	TOBLER, Zack	6-0	17	2.8	2-5	.400	0-0	.000	5-8	.625	3	0	3	0.5	3	0	1	1	0	0	9	1.5
Team											38	45	83		2			7				
Total.....		30	6075		774-1782	.434	231-656	.352	405-581	.697	394	773	1167	38.9	466	5	473	336	169	238	2184	72.8
Opponents.....		30	6075		664-1711	.388	219-610	.359	307-462	.665	335	683	1018	33.9	514	-	341	416	95	158	1854	61.8

TEAM STATISTICS	CIN	OPP
SCORING	2184	1854
Points per game	72.8	61.8
Scoring margin	+11.0	-
FIELD GOALS-ATT	774-1782	664-1711
Field goal pct	.434	.388
3 POINT FG-ATT	231-656	219-610
3-point FG pct	.352	.359
3-pt FG made per game	7.7	7.3
FREE THROWS-ATT	405-581	307-462
Free throw pct	.697	.665
F-Throws made per game	13.5	10.2
REBOUNDS	1167	1018
Rebounds per game	38.9	33.9
Rebounding margin	+5.0	-
ASSISTS	473	341
Assists per game	15.8	11.4
TURNOVERS	336	416
Turnovers per game	11.2	13.9
Turnover margin	+2.7	-
Assist/turnover ratio	1.4	0.8
STEALS	238	158
Steals per game	7.9	5.3
BLOCKS	169	95
Blocks per game	5.6	3.2
ATTENDANCE	146879	91228
Home games-Avg/Game	16-9180	12-6908
Neutral site-Avg/Game	-	2-4165

Score by Periods	1st	2nd	OT	OT2	Totals
Cincinnati	1028	1141	10	5	2184
Opponents	875	960	12	7	1854

Date	Opponent		Score	Att.
11/13/15	WESTERN CAROLINA	w	97-72	7213
11/15/15	ROBERT MORRIS	w	106-44	6292
11/18/15	at Bowling Green	w	83-50	3411
11/22/15	ARKANSAS-PINE BLUFF	w	99-50	6083
11/24/15	SE LOUISIANA	w	64-49	6824
11/27/15	vs Nebraska	w	65-61	4127
11/28/15	vs George Washington	w	61-56	4203
12/2/15	BUTLER	L	76-78	11125
12/6/15	MORGAN STATE	w	87-66	6126
12/12/15	at Xavier	L	55-65	10617
12/15/15	NORFOLK STATE	w	75-59	6215
12/19/15	at VCU	w	69-63	7637
12/22/15	IOWA STATE	L	79-81	13176
* 12/29/15	TEMPLE	L	70-77	10029
* 1/2/16	TULSA	w	76-57	10102
* 01/07/16	at SMU	L	57-59	6971
* 1/10/16	at USF	w	54-51	3062
* 1/13/16	HOUSTON	w	70-59	9345
* 01/16/16	at Temple	Lo2	65-67	7481
* 01/21/16	MEMPHIS	w	76-72	10320
* 01/24/16	TULANE	w	97-75	9224
* 1/28/16	at UCONN	w	58-57	13242
* 02/04/16	USF	w	88-57	9116
* 2/6/16	at Memphis	L	59-63	12920
* 2/9/16	at UCF	w	69-51	4143
* 2/13/16	EAST CAROLINA	w	75-60	12513
* 02/18/16	at Tulsa	Lot	68-70	4402
* 2/20/16	UCONN	w	65-60	13176
* 2/27/16	at East Carolina	w	65-56	4841
* 3/3/16	at Houston	L	56-69	4171

* = Conference game



2015-16 Cincinnati Basketball
Cincinnati Combined Team Statistics (as of Mar 04, 2016)
Conference games



RECORD:	OVERALL	HOME	AWAY	NEUTRAL
ALL GAMES	11-6	7-1	4-5	0-0
CONFERENCE	11-6	7-1	4-5	0-0
NON-CONFERENCE	0-0	0-0	0-0	0-0

#	Player	gp-gs	min	avg	Total		3-Point		F-Throw		Rebounds				pf	dq	a	to	blk	stl	pts	avg
					fg-fga	fg%	3fg-fga	3fg%	ft-fa	ft%	off	def	tot	avg								
10	CAUPAIN, Troy	17-17	584	34.4	80-210	.381	32-91	.352	39-49	.796	10	54	64	3.8	28	0	87	39	8	20	231	13.6
11	CLARK, Gary	17-17	545	32.1	72-145	.497	9-18	.500	40-62	.645	58	101	159	9.4	35	0	39	24	30	22	193	11.4
02	ELLIS, Octavius	17-16	434	25.5	62-118	.525	0-0	.000	44-63	.698	51	72	123	7.2	56	2	16	36	22	14	168	9.9
21	COBB, Farad	15-15	421	28.1	55-140	.393	32-90	.356	5-7	.714	6	19	25	1.7	19	0	27	9	0	24	147	9.8
01	EVANS, Jacob	17-5	434	25.5	48-129	.372	23-70	.329	11-15	.733	17	51	68	4.0	38	1	31	12	12	14	130	7.6
25	JOHNSON, Kevin	17-2	364	21.4	34-104	.327	20-68	.294	11-15	.733	10	24	34	2.0	23	0	28	19	1	15	99	5.8
22	DeBERRY, Coreontae	17-1	229	13.5	34-64	.531	0-0	.000	22-32	.688	18	34	52	3.1	36	0	3	8	10	4	90	5.3
24	THOMAS, Shaq	14-12	264	18.9	27-68	.397	5-17	.294	10-19	.526	13	25	38	2.7	15	0	12	15	6	8	69	4.9
03	JENIFER, Justin	14-0	100	7.1	6-20	.300	3-10	.300	5-7	.714	2	6	8	0.6	6	0	10	5	0	5	20	1.4
00	MOORE, Quadri	15-0	92	6.1	5-20	.250	4-7	.571	5-6	.833	4	11	15	1.0	12	0	0	7	1	2	19	1.3
45	TOBLER, Zack	2-0	8	4.0	1-2	.500	0-0	.000	0-0	.000	0	0	0	0.0	2	0	0	0	0	0	2	1.0
Team											30	22	52				4					
Total.....		17	3475		424-1020	.416	128-371	.345	192-275	.698	219	419	638	37.5	270	3	253	178	90	128	1168	68.7
Opponents.....		17	3475		377-943	.400	124-336	.369	182-280	.650	188	404	592	34.8	264	-	195	234	62	76	1060	62.4

TEAM STATISTICS	CIN	OPP
SCORING	1168	1060
Points per game	68.7	62.4
Scoring margin	+6.4	-
FIELD GOALS-ATT	424-1020	377-943
Field goal pct	.416	.400
3 POINT FG-ATT	128-371	124-336
3-point FG pct	.345	.369
3-pt FG made per game	7.5	7.3
FREE THROWS-ATT	192-275	182-280
Free throw pct	.698	.650
F-Throws made per game	11.3	10.7
REBOUNDS	638	592
Rebounds per game	37.5	34.8
Rebounding margin	+2.7	-
ASSISTS	253	195
Assists per game	14.9	11.5
TURNOVERS	178	234
Turnovers per game	10.5	13.8
Turnover margin	+3.3	-
Assist/turnover ratio	1.4	0.8
STEALS	128	76
Steals per game	7.5	4.5
BLOCKS	90	62
Blocks per game	5.3	3.6
ATTENDANCE	83825	61233
Home games-Avg/Game	8-10478	9-6804
Neutral site-Avg/Game	-	0-0

Date	Opponent		Score	Att.
* 12/29/15	TEMPLE	L	70-77	10029
* 1/2/16	TULSA	W	76-57	10102
* 01/07/16	at SMU	L	57-59	6971
* 1/10/16	at USF	W	54-51	3062
* 1/13/16	HOUSTON	W	70-59	9345
* 01/16/16	at Temple	Lo2	65-67	7481
* 01/21/16	MEMPHIS	W	76-72	10320
* 01/24/16	TULANE	W	97-75	9224
* 1/28/16	at UCONN	W	58-57	13242
* 02/04/16	USF	W	88-57	9116
* 2/6/16	at Memphis	L	59-63	12920
* 2/9/16	at UCF	W	69-51	4143
* 2/13/16	EAST CAROLINA	W	75-60	12513
* 02/18/16	at Tulsa	Lot	68-70	4402
* 2/20/16	UCONN	W	65-60	13176
* 2/27/16	at East Carolina	W	65-56	4841
* 3/3/16	at Houston	L	56-69	4171

* = Conference game

Score by Periods	1st	2nd	OT	OT2	Totals
Cincinnati	564	589	10	5	1168
Opponents	506	535	12	7	1060



2015-16 Cincinnati Basketball
Cincinnati Team Game-by-Game Comparison (as of Mar 04, 2016)
All games



Opponent	1st	2nd	Score	Mar	Total FG	FG Pct	3-Pointers	3FG Pct	Free Throws	FT Pct	Rebounds	Assist	T/Over	Block	Steal	Fouls
WESTERN CAROLINA	42/22	55/50	97-72	+25	36-59/26-70	.610/.371	6-14/9-32	.429/.281	19-27/11-14	.704/.786	43/27 +16	19/13	17/11	7/4	8/8	15/20
ROBERT MORRIS	51/25	55/19	106-44	+62	38-71/13-47	.535/.277	11-24/5-20	.458/.250	19-26/13-17	.731/.765	44/24 +20	32/8	11/29	8/1	18/7	14/20
Bowling Green	35/31	48/19	83-50	+33	31-66/17-58	.470/.293	13-30/7-25	.433/.280	8-16/9-17	.500/.529	49/38 +11	15/10	10/16	8/2	12/6	18/16
ARKANSAS-PINE BLUFF	39/15	60/35	99-50	+49	25-60/19-61	.417/.311	8-22/5-17	.364/.294	41-59/7-11	.695/.636	45/42 +3	16/12	10/30	6/4	19/4	16/37
SE LOUISIANA	30/22	34/27	64-49	+15	22-54/19-51	.407/.373	8-23/7-18	.348/.389	12-17/4-5	.706/.800	38/28 +10	16/6	11/15	3/4	8/5	14/18
Nebraska	25/25	40/36	65-61	+4	21-54/22-52	.389/.423	7-17/7-16	.412/.438	16-24/10-11	.667/.909	39/29 +10	15/12	11/12	3/4	5/9	13/20
George Washington	27/30	34/26	61-56	+5	22-53/21-56	.415/.375	7-22/11-22	.318/.500	10-12/3-4	.833/.750	38/31 +7	8/12	12/11	5/0	6/5	13/16
BUTLER	33/28	43/50	76-78	(2)	25-50/27-64	.500/.422	8-21/7-19	.381/.368	18-24/17-22	.750/.773	33/30 +3	15/11	14/6	10/3	2/7	18/19
MORGAN STATE	51/27	36/39	87-66	+21	35-73/26-67	.479/.388	6-29/8-17	.207/.471	11-18/6-13	.611/.462	49/37 +12	25/11	10/12	6/2	9/5	14/14
Xavier	26/42	29/23	55-65	(10)	21-52/27-56	.404/.482	7-26/6-15	.269/.400	6-11/5-12	.545/.417	32/32 -	17/14	16/10	5/3	6/8	14/14
NORFOLK STATE	34/26	41/33	75-59	+16	26-57/21-59	.456/.356	10-21/7-24	.476/.292	13-21/10-12	.619/.833	37/35 +2	20/12	13/15	8/3	9/7	13/18
VCU	33/31	36/32	69-63	+6	17-47/20-59	.362/.339	5-15/7-19	.333/.368	30-35/16-25	.857/.640	42/37 +5	7/9	13/8	6/2	4/4	22/24
IOWA STATE	38/45	41/36	79-81	(2)	31-66/29-68	.470/.426	7-21/9-30	.333/.300	10-16/14-19	.625/.737	40/36 +4	15/16	10/7	4/1	4/7	12/14
TEMPLE	37/39	33/38	70-77	(7)	26-61/26-52	.426/.500	7-19/10-22	.368/.455	11-12/15-22	.917/.682	30/30 -	13/12	8/8	2/4	2/5	15/11
TULSA	42/28	34/29	76-57	+19	27-59/18-54	.458/.333	12-23/4-21	.522/.190	10-15/17-25	.667/.680	39/31 +8	20/14	13/14	5/2	11/6	24/15
SMU	32/30	25/29	57-59	(2)	23-61/22-43	.377/.512	8-23/5-15	.348/.333	3-4/10-19	.750/.526	33/32 +1	11/15	11/17	4/11	12/2	20/9
USF	26/26	28/25	54-51	+3	17-55/23-45	.309/.511	5-18/2-9	.278/.222	15-19/3-8	.789/.375	35/30 +5	11/6	10/18	3/4	10/5	14/18
HOUSTON	39/27	31/32	70-59	+11	27-65/20-55	.415/.364	8-23/10-22	.348/.455	8-12/9-18	.667/.500	38/40 (2)	17/9	7/17	4/2	10/2	16/14
Temple	24/22	32/34	65-67	(2)	26-70/26-76	.371/.342	1-18/7-24	.056/.292	12-19/8-18	.632/.444	56/47 +9	13/13	16/11	6/4	4/7	17/17
MEMPHIS	41/38	35/34	76-72	+4	30-60/25-57	.500/.439	4-15/10-22	.267/.455	12-15/12-16	.800/.750	29/35 (6)	12/17	10/15	8/3	10/6	16/18
TULANE	49/27	48/48	97-75	+22	35-62/27-56	.565/.482	11-21/11-24	.524/.458	16-25/10-13	.640/.769	33/29 +4	21/14	9/19	5/1	10/3	18/20
UCONN	31/36	27/21	58-57	+1	21-55/23-60	.382/.383	8-21/6-16	.381/.375	8-12/5-8	.667/.625	36/36 -	12/17	14/14	10/7	7/7	12/15
USF	36/29	52/28	88-57	+31	29-64/20-51	.453/.392	10-29/3-15	.345/.200	20-25/14-20	.800/.700	35/34 +1	21/6	7/21	6/0	11/1	17/19
Memphis	24/39	35/24	59-63	(4)	21-58/20-66	.362/.303	5-22/5-16	.227/.313	12-19/18-24	.632/.750	38/49 (11)	12/8	11/13	7/5	5/6	19/13
UCF	31/30	38/21	69-51	+18	23-63/16-42	.365/.381	10-23/10-25	.435/.400	13-16/9-19	.813/.474	43/30 +13	14/10	10/18	4/7	12/3	17/15
EAST CAROLINA	34/26	41/34	75-60	+15	29-60/22-58	.483/.379	8-27/9-22	.296/.409	9-12/7-11	.750/.636	37/30 +7	21/12	10/12	4/0	8/6	10/14
Tulsa	32/27	30/35	68-70	(2)	25-64/25-62	.391/.403	8-28/5-13	.286/.385	10-17/15-20	.588/.750	41/42 (1)	18/8	13/11	5/1	5/7	15/16
UCONN	29/24	36/36	65-60	+5	23-54/22-59	.426/.373	7-19/9-23	.368/.391	12-21/7-9	.571/.778	40/30 +10	13/10	10/9	7/4	4/4	10/16
East Carolina	37/25	28/31	65-56	+9	25-58/20-53	.431/.377	8-20/13-29	.400/.448	7-11/3-5	.636/.600	38/31 +7	15/15	7/12	5/0	5/1	9/11
Houston	20/33	36/36	56-69	(13)	17-51/22-54	.333/.407	8-22/5-18	.364/.278	14-21/20-25	.667/.800	37/36 +1	9/9	12/5	5/7	2/5	21/23

Note: Game totals are displayed in the format TEAM/OPPONENT for each category



2015-16 Cincinnati Basketball
Cincinnati Game-by-Game Highs (as of Mar 04, 2016)
All games



Opponent	Date	Score	Points	Rebounds	Assists	Steals	Blocked shots
WESTERN CAROLINA	11/13/15	97-72	21-CLARK, Gary	10-ELLIS, Octavius	3-JOHNSON, Kevin CAUPAIN, Troy EVANS, Jacob THOMAS, Shaq	4-ELLIS, Octavius	3-CLARK, Gary
ROBERT MORRIS	11/15/15	106-44	15-COBB, Farad	8-DeBERRY, Coreont	9-JENIFER, Justin CAUPAIN, Troy	5-THOMAS, Shaq	3-ELLIS, Octavius
at Bowling Green	11/18/15	83-50	20-COBB, Farad	12-DeBERRY, Coreont	4-CAUPAIN, Troy	3-JENIFER, Justin	2-DeBERRY, Coreont EVANS, Jacob THOMAS, Shaq
ARKANSAS-PINE BLUFF	11/22/15	99-50	20-COBB, Farad	8-MOORE, Quadri	4-CAUPAIN, Troy	4-COBB, Farad	2-ELLIS, Octavius DeBERRY, Coreont
SE LOUISIANA	11/24/15	64-49	15-EVANS, Jacob CAUPAIN, Troy	9-ELLIS, Octavius	4-CAUPAIN, Troy	2-CAUPAIN, Troy COBB, Farad JOHNSON, Kevin	2-CLARK, Gary
vs Nebraska	11/27/15	65-61	17-CAUPAIN, Troy	9-ELLIS, Octavius	4-EVANS, Jacob	1-MOORE, Quadri CLARK, Gary DeBERRY, Coreont JOHNSON, Kevin COBB, Farad	2-ELLIS, Octavius
vs George Washington	11/28/15	61-56	16-CAUPAIN, Troy	11-CLARK, Gary	2-THOMAS, Shaq CAUPAIN, Troy CLARK, Gary	3-CLARK, Gary	2-DeBERRY, Coreont
BUTLER	12/2/15	76-78	16-ELLIS, Octavius EVANS, Jacob	12-ELLIS, Octavius	6-CAUPAIN, Troy	1-CLARK, Gary JENIFER, Justin	4-DeBERRY, Coreont
MORGAN STATE	12/6/15	87-66	15-THOMAS, Shaq	14-CLARK, Gary	5-CAUPAIN, Troy CLARK, Gary	2-COBB, Farad JENIFER, Justin JOHNSON, Kevin	2-THOMAS, Shaq ELLIS, Octavius CLARK, Gary
at Xavier	12/12/15	55-65	13-ELLIS, Octavius	7-CLARK, Gary	6-CAUPAIN, Troy	2-CLARK, Gary	2-ELLIS, Octavius EVANS, Jacob
NORFOLK STATE	12/15/15	75-59	20-COBB, Farad	11-ELLIS, Octavius	6-CAUPAIN, Troy	2-CAUPAIN, Troy COBB, Farad ELLIS, Octavius	3-ELLIS, Octavius
at VCU	12/19/15	69-63	15-COBB, Farad CAUPAIN, Troy	9-CLARK, Gary	4-CAUPAIN, Troy	2-COBB, Farad	3-EVANS, Jacob
IOWA STATE	12/22/15	79-81	18-CAUPAIN, Troy	9-CLARK, Gary	4-CAUPAIN, Troy	2-THOMAS, Shaq	2-EVANS, Jacob
TEMPLE	12/29/15	70-77	19-CAUPAIN, Troy	7-ELLIS, Octavius	7-CAUPAIN, Troy	1-ELLIS, Octavius CAUPAIN, Troy	2-THOMAS, Shaq
TULSA	1/2/16	76-57	21-COBB, Farad	14-CLARK, Gary	7-CAUPAIN, Troy	2-THOMAS, Shaq JOHNSON, Kevin ELLIS, Octavius DeBERRY, Coreont COBB, Farad	1-THOMAS, Shaq EVANS, Jacob CAUPAIN, Troy CLARK, Gary ELLIS, Octavius
at SMU	01/07/16	57-59	18-COBB, Farad	11-CLARK, Gary	4-CAUPAIN, Troy	5-CLARK, Gary	1-ELLIS, Octavius EVANS, Jacob DeBERRY, Coreont CAUPAIN, Troy
at USF	1/10/16	54-51	14-CAUPAIN, Troy	11-CLARK, Gary	2-THOMAS, Shaq JOHNSON, Kevin CAUPAIN, Troy CLARK, Gary	3-CAUPAIN, Troy	1-DeBERRY, Coreont ELLIS, Octavius CLARK, Gary
HOUSTON	1/13/16	70-59	15-JOHNSON, Kevin	13-ELLIS, Octavius	6-CLARK, Gary	3-COBB, Farad	1-CLARK, Gary EVANS, Jacob CAUPAIN, Troy



2015-16 Cincinnati Basketball
Cincinnati Game-by-Game Highs (as of Mar 04, 2016)
All games



Opponent	Date	Score	Points	Rebounds	Assists	Steals	Blocked shots
at Temple	01/16/16	65-67	14-CAUPAIN, Troy ELLIS, Octavius	14-CLARK, Gary	4-EVANS, Jacob JOHNSON, Kevin	2-COBB, Farad	ELLIS, Octavius 3-ELLIS, Octavius
MEMPHIS	01/21/16	76-72	25-CAUPAIN, Troy	6-THOMAS, Shaq	4-CAUPAIN, Troy COBB, Farad	3-JOHNSON, Kevin	4-CLARK, Gary
TULANE	01/24/16	97-75	17-CLARK, Gary THOMAS, Shaq	7-EVANS, Jacob	9-CAUPAIN, Troy	3-COBB, Farad	2-DeBERRY, Coreont
at UCONN	1/28/16	58-57	13-COBB, Farad CLARK, Gary	7-ELLIS, Octavius	4-JOHNSON, Kevin	2-CAUPAIN, Troy	4-CLARK, Gary
USF	02/04/16	88-57	18-CAUPAIN, Troy	13-CLARK, Gary	10-CAUPAIN, Troy	3-JENIFER, Justin	2-CAUPAIN, Troy
at Memphis	2/6/16	59-63	17-CAUPAIN, Troy	14-CLARK, Gary	6-CAUPAIN, Troy	2-COBB, Farad	4-CLARK, Gary
at UCF	2/9/16	69-51	13-JOHNSON, Kevin	14-ELLIS, Octavius	5-CAUPAIN, Troy CLARK, Gary	5-CAUPAIN, Troy	4-CLARK, Gary
EAST CAROLINA	2/13/16	75-60	16-ELLIS, Octavius	12-CLARK, Gary	6-CAUPAIN, Troy	2-CAUPAIN, Troy ELLIS, Octavius EVANS, Jacob	2-ELLIS, Octavius
at Tulsa	02/18/16	68-70	18-CLARK, Gary	9-CLARK, Gary CAUPAIN, Troy ELLIS, Octavius	4-CAUPAIN, Troy EVANS, Jacob	2-CLARK, Gary	2-ELLIS, Octavius CLARK, Gary
UCONN	2/20/16	65-60	13-EVANS, Jacob CLARK, Gary	11-CLARK, Gary	8-CAUPAIN, Troy	1-CLARK, Gary EVANS, Jacob COBB, Farad JOHNSON, Kevin	2-CLARK, Gary DeBERRY, Coreont
at East Carolina	2/27/16	65-56	27-CAUPAIN, Troy	14-ELLIS, Octavius	4-CAUPAIN, Troy	3-CLARK, Gary	3-ELLIS, Octavius
at Houston	3/3/16	56-69	19-CAUPAIN, Troy	13-CLARK, Gary	5-CAUPAIN, Troy	1-EVANS, Jacob CLARK, Gary	2-CLARK, Gary



2015-16 Cincinnati Basketball
Cincinnati Points-Rebounds-Assists (as of Mar 04, 2016)
All games



Opponent	Date	Score		00	01	02	03	10	11	21
				MOORE,QUAD	EVANS,JACO	ELLIS,OCTA	JENIFER,JU	CAUPAIN,TR	CLARK,GARY	COBB,FARAD
WESTERN CAROLINA	11/13/15	97-72	w	0-1-1	7-5-3	17-10-1	7-3-0	6-3-3	21-8-2	11-1-2
ROBERT MORRIS	11/15/15	106-44	w	10-4-0	10-7-2	10-3-0	11-2-9	6-2-9	4-7-3	15-1-2
at Bowling Green	11/18/15	83-50	w	3-1-0	10-3-1	4-9-0	7-1-2	7-4-4	7-10-2	20-2-1
ARKANSAS-PINE BLUFF	11/22/15	99-50	w	10-8-0	6-4-0	12-5-1	8-1-2	7-1-4	10-6-3	20-2-3
SE LOUISIANA	11/24/15	64-49	w	0-0-0	15-6-1	6-9-2	3-0-1	15-2-4	12-8-0	2-2-3
vs Nebraska	11/27/15	65-61	w	2-0-0	4-7-4	12-9-2	0-0-2	17-3-1	6-4-2	2-2-1
vs George Washington	11/28/15	61-56	w	2-0-0	3-2-1	9-7-0	0-2-1	16-2-2	6-11-2	11-1-0
BUTLER	12/2/15	76-78	L	DNP	16-4-4	16-12-2	1-0-1	12-3-6	9-6-1	6-0-0
MORGAN STATE	12/6/15	87-66	w	2-4-1	0-0-0	13-5-1	6-0-3	6-5-5	13-14-5	11-1-3
at Xavier	12/12/15	55-65	L	DNP	4-2-1	13-6-2	0-0-1	10-3-6	0-7-2	11-4-1
NORFOLK STATE	12/15/15	75-59	w	3-0-0	11-2-1	5-11-5	3-1-0	5-4-6	19-7-2	20-3-2
at VCU	12/19/15	69-63	w	2-1-0	9-8-0	4-7-1	0-0-1	15-2-4	13-9-0	15-3-0
IOWA STATE	12/22/15	79-81	L	DNP	14-5-2	9-8-0	0-0-1	18-5-4	10-9-2	10-1-3
TEMPLE	12/29/15	70-77	L	0-0-0	7-5-2	12-7-0	2-0-0	19-3-7	7-4-2	10-2-1
TULSA	1/2/16	76-57	w	8-1-0	2-3-2	6-3-0	7-0-2	8-3-7	7-14-4	21-4-2
at SMU	01/07/16	57-59	L	0-4-0	4-5-3	2-1-0	DNP	9-1-4	13-11-1	18-0-2
at USF	1/10/16	54-51	w	2-1-0	2-3-1	10-2-0	0-0-1	14-6-2	5-11-2	3-0-1
HOUSTON	1/13/16	70-59	w	0-1-0	5-0-2	13-13-2	2-1-0	1-4-5	14-7-6	14-2-1
at Temple	01/16/16	65-67	L	0-1-0	8-8-4	14-9-0	0-1-0	14-4-1	12-14-1	7-1-3
MEMPHIS	01/21/16	76-72	w	0-0-0	2-2-1	10-3-0	DNP	25-3-4	7-4-1	3-2-4
TULANE	01/24/16	97-75	w	4-4-0	5-7-3	8-3-1	6-2-2	8-1-9	17-5-0	16-1-3
at UCONN	1/28/16	58-57	w	0-0-0	7-5-2	10-7-1	DNP	8-4-0	13-6-3	13-6-1
USF	02/04/16	88-57	w	DNP	11-2-2	10-2-2	2-1-1	18-4-10	16-13-4	10-1-0
at Memphis	2/6/16	59-63	L	0-0-0	7-3-1	8-6-0	0-0-0	17-5-6	15-14-3	5-3-2
at UCF	2/9/16	69-51	w	3-0-0	6-3-0	10-14-1	0-1-0	7-4-5	11-8-5	12-3-1
EAST CAROLINA	2/13/16	75-60	w	0-0-0	10-3-1	16-11-4	0-0-0	12-5-6	15-12-4	3-0-2
at Tulsa	02/18/16	68-70	L	DNP	9-6-4	11-9-2	0-1-1	15-9-4	18-9-0	8-0-1
UCONN	2/20/16	65-60	w	0-0-0	13-4-0	7-10-1	0-1-0	10-2-8	13-11-1	4-0-3
at East Carolina	2/27/16	65-56	w	2-3-0	18-7-2	10-14-2	0-0-3	27-3-4	4-3-1	DNP
at Houston	3/3/16	56-69	L	0-0-0	14-2-1	11-9-0	1-0-0	19-3-5	6-13-1	DNP

Opponent	Date	Score		22	24	25	45
				DEBERRY,CO	THOMAS,SHA	JOHNSON,KE	TOBLER,ZAC
WESTERN CAROLINA	11/13/15	97-72	w	12-4-1	8-5-3	6-1-3	2-0-0
ROBERT MORRIS	11/15/15	106-44	w	12-8-1	14-3-2	14-4-3	0-1-1
at Bowling Green	11/18/15	83-50	w	7-12-0	10-3-3	8-1-2	DNP
ARKANSAS-PINE BLUFF	11/22/15	99-50	w	11-5-0	5-7-1	5-0-2	5-2-0
SE LOUISIANA	11/24/15	64-49	w	6-2-0	2-6-2	3-1-3	DNP
vs Nebraska	11/27/15	65-61	w	4-2-0	14-4-0	4-5-3	DNP
vs George Washington	11/28/15	61-56	w	1-4-0	2-3-2	11-2-0	DNP
BUTLER	12/2/15	76-78	L	2-3-0	5-2-0	9-1-1	DNP
MORGAN STATE	12/6/15	87-66	w	11-7-0	15-9-4	10-3-3	DNP
at Xavier	12/12/15	55-65	L	3-2-0	11-5-3	3-0-1	0-0-0
NORFOLK STATE	12/15/15	75-59	w	0-1-0	9-6-3	0-1-1	DNP
at VCU	12/19/15	69-63	w	3-1-0	4-7-1	4-1-0	DNP
IOWA STATE	12/22/15	79-81	L	6-4-1	4-6-2	8-1-0	DNP
TEMPLE	12/29/15	70-77	L	2-2-1	8-2-0	3-0-0	DNP
TULSA	1/2/16	76-57	w	6-4-0	4-5-2	7-1-1	DNP
at SMU	01/07/16	57-59	L	4-3-0	2-2-1	5-0-0	DNP
at USF	1/10/16	54-51	w	6-3-0	10-3-2	2-2-2	DNP
HOUSTON	1/13/16	70-59	w	6-2-0	0-1-0	15-3-1	DNP
at Temple	01/16/16	65-67	L	6-3-0	2-4-0	2-6-4	DNP
MEMPHIS	01/21/16	76-72	w	2-2-0	18-6-1	9-4-1	DNP
TULANE	01/24/16	97-75	w	11-3-0	17-4-2	3-2-1	2-0-0
at UCONN	1/28/16	58-57	w	2-3-0	2-3-1	3-0-4	DNP
USF	02/04/16	88-57	w	11-4-0	1-3-1	9-2-1	0-0-0
at Memphis	2/6/16	59-63	L	7-5-0	0-1-0	0-0-0	DNP
at UCF	2/9/16	69-51	w	5-3-0	2-0-0	13-3-2	DNP
EAST CAROLINA	2/13/16	75-60	w	6-3-1	DNP	13-2-3	DNP
at Tulsa	02/18/16	68-70	L	4-2-1	1-1-2	2-1-3	DNP
UCONN	2/20/16	65-60	w	8-4-0	2-3-0	8-2-0	DNP
at East Carolina	2/27/16	65-56	w	2-1-0	DNP	2-4-3	DNP
at Houston	3/3/16	56-69	L	2-5-0	DNP	3-2-2	DNP



2015-16 Cincinnati Basketball
Cincinnati Season/Career Statistics (as of Mar 04, 2016)
All games



SEASON STATISTICS

CAREER STATISTICS

SUMMARY	gp-gs	min/g	fg%	3fg%	ft%	r/g	a/g	stl	blk	pts/g	gp-gs	min/g	fg%	3fg%	ft%	r/g	a/g	stl	blk	pts/g
CAUPAIN, Troy	30-30	32.5	.386	.327	.780	3.4	4.8	34	12	12.4	98-63	27.4	.405	.348	.784	3.1	3.5	106	20	9.0
CLARK, Gary	30-30	30.0	.547	.520	.667	8.8	2.2	36	46	10.8	64-64	28.8	.536	.433	.649	8.0	1.9	71	91	9.2
COBB, Farad	28-28	25.8	.410	.402	.810	1.7	1.7	39	1	10.8	62-37	24.9	.396	.368	.797	2.1	1.6	72	5	9.5
ELLIS, Octavius	30-29	24.8	.554	.000	.641	7.5	1.1	26	42	9.9	67-63	26.0	.554	.000	.667	7.1	1.2	56	111	9.6
EVANS, Jacob	30-5	23.2	.371	.342	.872	4.1	1.7	24	24	8.0	30-5	23.2	.371	.342	.872	4.1	1.7	24	24	8.0
THOMAS, Shaq	27-25	20.7	.443	.314	.592	3.9	1.4	19	15	6.4	128-81	19.2	.446	.313	.600	2.9	0.8	85	50	5.6
JOHNSON, Kevin	30-2	20.6	.344	.306	.750	1.8	1.7	26	1	6.1	97-26	17.5	.370	.325	.745	1.4	1.2	67	8	5.4
DeBERRY, Coreontae	30-1	14.2	.526	.000	.648	3.6	0.2	12	26	5.6	64-1	12.3	.535	.000	.633	2.8	0.1	14	59	4.9
JENIFER, Justin	27-0	8.6	.362	.333	.700	0.7	1.3	14	0	2.4	27-0	8.6	.362	.333	.700	0.7	1.3	14	0	2.4
MOORE, Quadri	25-0	7.3	.360	.364	.684	1.4	0.1	8	2	2.1	51-0	7.7	.368	.320	.706	1.2	0.2	15	6	2.2
TOBLER, Zack	6-0	2.8	.400	.000	.625	0.5	0.2	0	0	1.5	22-0	1.9	.214	.000	.462	0.3	0.0	0	0	0.5
SCORING	fg-fga	fg%	3fg-fga	3fg%	ft-fta	ft%	pts	pts/g	fg-fga	fg%	3fg-fga	3fg%	ft-fta	ft%	pts	pts/g				
CAUPAIN, Troy	125-324	.386	50-153	.327	71-91	.780	371	12.4	286-707	.405	100-287	.348	211-269	.784	883	9.0				
CLARK, Gary	122-223	.547	13-25	.520	66-99	.667	323	10.8	232-433	.536	13-30	.433	111-171	.649	588	9.2				
COBB, Farad	109-266	.410	66-164	.402	17-21	.810	301	10.8	208-525	.396	119-323	.368	55-69	.797	590	9.5				
ELLIS, Octavius	108-195	.554	0-0	.000	82-128	.641	298	9.9	232-419	.554	0-1	.000	178-267	.667	642	9.6				
EVANS, Jacob	79-213	.371	40-117	.342	41-47	.872	239	8.0	79-213	.371	40-117	.342	41-47	.872	239	8.0				
THOMAS, Shaq	66-149	.443	11-35	.314	29-49	.592	172	6.4	283-634	.446	25-80	.313	132-220	.600	723	5.6				
JOHNSON, Kevin	63-183	.344	37-121	.306	21-28	.750	184	6.1	178-481	.370	95-292	.325	76-102	.745	527	5.4				
DeBERRY, Coreontae	61-116	.526	0-0	.000	46-71	.648	168	5.6	115-215	.535	0-0	.000	81-128	.633	311	4.9				
JENIFER, Justin	21-58	.362	10-30	.333	14-20	.700	66	2.4	21-58	.362	10-30	.333	14-20	.700	66	2.4				
MOORE, Quadri	18-50	.360	4-11	.364	13-19	.684	53	2.1	39-106	.368	8-25	.320	24-34	.706	110	2.2				
TOBLER, Zack	2-5	.400	0-0	.000	5-8	.625	9	1.5	3-14	.214	0-4	.000	6-13	.462	12	0.5				
TOTALS	o-reb	d-reb	t-reb	pf	fo	ast	to	a/to	o-reb	d-reb	t-reb	pf	fo	ast	to	a/to				
CAUPAIN, Troy	11	92	103	42	0	145	55	2.6	41	263	304	141	1	342	169	2.0				
CLARK, Gary	101	164	265	69	0	65	40	1.6	195	316	511	123	0	122	78	1.6				
COBB, Farad	12	36	48	29	0	48	24	2.0	30	103	133	65	0	97	61	1.6				
ELLIS, Octavius	86	138	224	86	3	33	65	0.5	180	294	474	177	6	78	144	0.5				
EVANS, Jacob	33	90	123	52	1	51	21	2.4	33	90	123	52	1	51	21	2.4				
THOMAS, Shaq	39	65	104	41	0	38	34	1.1	145	229	374	171	1	105	138	0.8				
JOHNSON, Kevin	22	33	55	49	0	50	36	1.4	42	92	134	159	0	116	107	1.1				
DeBERRY, Coreontae	34	73	107	56	1	6	18	0.3	59	120	179	108	1	9	42	0.2				
JENIFER, Justin	2	16	18	18	0	34	17	2.0	2	16	18	18	0	34	17	2.0				
MOORE, Quadri	13	21	34	19	0	2	18	0.1	19	43	62	45	1	8	37	0.2				
TOBLER, Zack	3	0	3	3	0	1	1	1.0	4	2	6	6	0	1	2	0.5				



2015-16 Cincinnati Basketball
Cincinnati Team High/Low Analysis (as of Mar 04, 2016)
All games



Cincinnati - TEAM GAME HIGHS

POINTS	106	ROBERT MORRIS (11/15/15)
	99	ARKANSAS-PINE BLUFF (11/22/15)
	97	TULANE (01/24/16)
	97	WESTERN CAROLINA (11/13/15)
	88	USF (02/04/16)
FIELD GOALS MADE	38	ROBERT MORRIS (11/15/15)
	36	WESTERN CAROLINA (11/13/15)
FIELD GOAL ATTEMPTS	73	MORGAN STATE (12/6/15)
	71	ROBERT MORRIS (11/15/15)
FIELD GOAL PERCENTAGE	.610 (36-59)	WESTERN CAROLINA (11/13/15)
	.565 (35-62)	TULANE (01/24/16)
3 PT FIELD GOALS MADE	13	at Bowling Green (11/18/15)
	12	TULSA (1/2/16)
3 PT FG ATTEMPTS	30	at Bowling Green (11/18/15)
	29	USF (02/04/16)
	29	MORGAN STATE (12/6/15)
3 PT FG PERCENTAGE	.524 (11-21)	TULANE (01/24/16)
	.522 (12-23)	TULSA (1/2/16)
FREE THROWS MADE	41	ARKANSAS-PINE BLUFF (11/22/15)
	30	at VCU (12/19/15)
FREE THROW ATTEMPTS	59	ARKANSAS-PINE BLUFF (11/22/15)
	35	at VCU (12/19/15)
FREE THROW PERCENTAGE	.917 (11-12)	TEMPLE (12/29/15)
	.857 (30-35)	at VCU (12/19/15)
REBOUNDS	56	at Temple (01/16/16)
	49	MORGAN STATE (12/6/15)
	49	at Bowling Green (11/18/15)
ASSISTS	32	ROBERT MORRIS (11/15/15)
	25	MORGAN STATE (12/6/15)
STEALS	19	ARKANSAS-PINE BLUFF (11/22/15)
	18	ROBERT MORRIS (11/15/15)
BLOCKED SHOTS	10	at UCONN (1/28/16)
	10	BUTLER (12/2/15)
TURNOVERS	17	WESTERN CAROLINA (11/13/15)
	16	at Temple (01/16/16)
	16	at Xavier (12/12/15)
FOULS	24	TULSA (1/2/16)
	22	at VCU (12/19/15)



2015-16 Cincinnati Basketball
Cincinnati High/Low Analysis (as of Mar 04, 2016)
All games



Opponent - GAME HIGHS

POINTS	81	IOWA STATE (12/22/15)
	78	BUTLER (12/2/15)
	77	TEMPLE (12/29/15)
	75	TULANE (01/24/16)
	72	MEMPHIS (01/21/16)
	72	WESTERN CAROLINA (11/13/15)
FIELD GOALS MADE	29	IOWA STATE (12/22/15)
	27	TULANE (01/24/16)
	27	at Xavier (12/12/15)
	27	BUTLER (12/2/15)
FIELD GOAL ATTEMPTS	76	at Temple (01/16/16)
	70	WESTERN CAROLINA (11/13/15)
FIELD GOAL PERCENTAGE	.512 (22-43)	at SMU (01/07/16)
	.511 (23-45)	at USF (1/10/16)
3 PT FIELD GOALS MADE	13	at East Carolina (2/27/16)
	11	TULANE (01/24/16)
	11	vs George Washington (11/28/15)
3 PT FG ATTEMPTS	32	WESTERN CAROLINA (11/13/15)
	30	IOWA STATE (12/22/15)
3 PT FG PERCENTAGE	.500 (11-22)	vs George Washington (11/28/15)
	.471 (8-17)	MORGAN STATE (12/6/15)
FREE THROWS MADE	20	at Houston (3/3/16)
	18	at Memphis (2/6/16)
FREE THROW ATTEMPTS	25	at Houston (3/3/16)
	25	TULSA (1/2/16)
	25	at VCU (12/19/15)
FREE THROW PERCENTAGE	.909 (10-11)	vs Nebraska (11/27/15)
	.833 (10-12)	NORFOLK STATE (12/15/15)
REBOUNDS	49	at Memphis (2/6/16)
	47	at Temple (01/16/16)
ASSISTS	17	at UCONN (1/28/16)
	17	MEMPHIS (01/21/16)
STEALS	9	vs Nebraska (11/27/15)
	8	at Xavier (12/12/15)
	8	WESTERN CAROLINA (11/13/15)
BLOCKED SHOTS	11	at SMU (01/07/16)
	7	at Houston (3/3/16)
	7	at UCF (2/9/16)
	7	at UCONN (1/28/16)
TURNOVERS	30	ARKANSAS-PINE BLUFF (11/22/15)
	29	ROBERT MORRIS (11/15/15)
FOULS	37	ARKANSAS-PINE BLUFF (11/22/15)
	24	at VCU (12/19/15)



2015-16 Cincinnati Basketball
Cincinnati High/Low Analysis (as of Mar 04, 2016)
All games



Cincinnati - GAME LOWS

POINTS	54	at USF (1/10/16)
	55	at Xavier (12/12/15)
	56	at Houston (3/3/16)
	57	at SMU (01/07/16)
	58	at UCONN (1/28/16)
FIELD GOALS MADE	17	at VCU (12/19/15)
	17	at USF (1/10/16)
	17	at Houston (3/3/16)
FIELD GOAL ATTEMPTS	47	at VCU (12/19/15)
	50	BUTLER (12/2/15)
FIELD GOAL PERCENTAGE	.309 (17-55)	at USF (1/10/16)
	.333 (17-51)	at Houston (3/3/16)
3 PT FIELD GOALS MADE	1	at Temple (01/16/16)
	4	MEMPHIS (01/21/16)
3 PT FG ATTEMPTS	14	WESTERN CAROLINA (11/13/15)
	15	at VCU (12/19/15)
	15	MEMPHIS (01/21/16)
3 PT FG PERCENTAGE	.056 (1-18)	at Temple (01/16/16)
	.207 (6-29)	MORGAN STATE (12/6/15)
FREE THROWS MADE	3	at SMU (01/07/16)
	6	at Xavier (12/12/15)
FREE THROW ATTEMPTS	4	at SMU (01/07/16)
	11	at Xavier (12/12/15)
	11	at East Carolina (2/27/16)
FREE THROW PERCENTAGE	.500 (8-16)	at Bowling Green (11/18/15)
	.545 (6-11)	at Xavier (12/12/15)
REBOUNDS	29	MEMPHIS (01/21/16)
	30	TEMPLE (12/29/15)
ASSISTS	7	at VCU (12/19/15)
	8	vs George Washington (11/28/15)
STEALS	2	BUTLER (12/2/15)
	2	TEMPLE (12/29/15)
	2	at Houston (3/3/16)
BLOCKED SHOTS	2	TEMPLE (12/29/15)
	3	SE LOUISIANA (11/24/15)
	3	vs Nebraska (11/27/15)
	3	at USF (1/10/16)
TURNOVERS	7	HOUSTON (1/13/16)
	7	USF (02/04/16)
	7	at East Carolina (2/27/16)
FOULS	9	at East Carolina (2/27/16)
	10	EAST CAROLINA (2/13/16)
	10	UCONN (2/20/16)



2015-16 Cincinnati Basketball
Cincinnati High/Low Analysis (as of Mar 04, 2016)
All games



Opponent - GAME LOWS

POINTS	44	ROBERT MORRIS (11/15/15)
	49	SE LOUISIANA (11/24/15)
	50	at Bowling Green (11/18/15)
	50	ARKANSAS-PINE BLUFF (11/22/15)
	51	at USF (1/10/16)
	51	at UCF (2/9/16)
FIELD GOALS MADE	13	ROBERT MORRIS (11/15/15)
	16	at UCF (2/9/16)
FIELD GOAL ATTEMPTS	42	at UCF (2/9/16)
	43	at SMU (01/07/16)
FIELD GOAL PERCENTAGE	.277 (13-47)	ROBERT MORRIS (11/15/15)
	.293 (17-58)	at Bowling Green (11/18/15)
3 PT FIELD GOALS MADE	2	at USF (1/10/16)
	3	USF (02/04/16)
3 PT FG ATTEMPTS	9	at USF (1/10/16)
	13	at Tulsa (02/18/16)
3 PT FG PERCENTAGE	.190 (4-21)	TULSA (1/2/16)
	.200 (3-15)	USF (02/04/16)
FREE THROWS MADE	3	vs George Washington (11/28/15)
	3	at USF (1/10/16)
	3	at East Carolina (2/27/16)
FREE THROW ATTEMPTS	4	vs George Washington (11/28/15)
	5	SE LOUISIANA (11/24/15)
	5	at East Carolina (2/27/16)
FREE THROW PERCENTAGE	.375 (3-8)	at USF (1/10/16)
	.417 (5-12)	at Xavier (12/12/15)
REBOUNDS	24	ROBERT MORRIS (11/15/15)
	27	WESTERN CAROLINA (11/13/15)
ASSISTS	6	SE LOUISIANA (11/24/15)
	6	at USF (1/10/16)
	6	USF (02/04/16)
STEALS	1	USF (02/04/16)
	1	at East Carolina (2/27/16)
BLOCKED SHOTS	0	vs George Washington (11/28/15)
	0	USF (02/04/16)
	0	EAST CAROLINA (2/13/16)
	0	at East Carolina (2/27/16)
TURNOVERS	5	at Houston (3/3/16)
	6	BUTLER (12/2/15)
FOULS	9	at SMU (01/07/16)
	11	TEMPLE (12/29/15)
	11	at East Carolina (2/27/16)



2015-16 Cincinnati Basketball
 Cincinnati Player High/Low Analysis (as of Mar 04, 2016)
All games



Cincinnati - INDIVIDUAL GAME HIGHS

Points	27		CAUPAIN, Troy at East Carolina (2/27/16)
	25		CAUPAIN, Troy vs Memphis (01/21/16)
	21		COBB, Farad vs Tulsa (1/2/16)
	21		CLARK, Gary vs Western Carolina (11/13/15)
	20		COBB, Farad vs Norfolk State (12/15/15)
	20		COBB, Farad vs Arkansas-Pine Bluff (11/22/15)
	20		COBB, Farad at Bowling Green (11/18/15)
Field Goals Made	9		CAUPAIN, Troy at East Carolina (2/27/16)
	9		CAUPAIN, Troy vs Memphis (01/21/16)
	9		CLARK, Gary vs Norfolk State (12/15/15)
	9		CLARK, Gary vs Western Carolina (11/13/15)
Field Goal Att.	18		CAUPAIN, Troy at Houston (3/3/16)
	16		EVANS, Jacob at Houston (3/3/16)
	16		CAUPAIN, Troy vs Memphis (01/21/16)
	16		CAUPAIN, Troy vs Temple (12/29/15)
FG Pct (min 5 made)	.900	(9-10)	CLARK, Gary vs Western Carolina (11/13/15)
	.857	(6-7)	ELLIS, Octavius vs Morgan State (12/6/15)
3-Point FG Made	6		COBB, Farad at SMU (01/07/16)
	6		COBB, Farad at Bowling Green (11/18/15)
3-Point FG Att.	11		COBB, Farad at SMU (01/07/16)
	11		COBB, Farad at Bowling Green (11/18/15)
3-Pt FG Pct (min 2 made)	1.000	(3-3)	COBB, Farad vs Western Carolina (11/13/15)
	1.000	(2-2)	EVANS, Jacob at UCF (2/9/16)
	1.000	(2-2)	THOMAS, Shaq vs Tulane (01/24/16)
	1.000	(2-2)	THOMAS, Shaq vs Nebraska (11/27/15)
Free Throws Made	8		ELLIS, Octavius vs Butler (12/2/15)
	8		ELLIS, Octavius vs Arkansas-Pine Bluff (11/22/15)
Free Throw Att.	14		ELLIS, Octavius vs Arkansas-Pine Bluff (11/22/15)
	10		ELLIS, Octavius at Houston (3/3/16)
	10		ELLIS, Octavius vs Butler (12/2/15)
FT Pct (min 3 made)	1.000	(6-6)	CAUPAIN, Troy vs Memphis (01/21/16)
	1.000	(6-6)	ELLIS, Octavius at Temple (01/16/16)
	1.000	(6-6)	EVANS, Jacob vs Norfolk State (12/15/15)
	1.000	(6-6)	JENIFER, Justin vs Robert Morris (11/15/15)
	1.000	(5-5)	CAUPAIN, Troy at East Carolina (2/27/16)
	1.000	(4-4)	DeBERRY, Coreontae vs UCONN (2/20/16)
	1.000	(4-4)	CLARK, Gary at UCF (2/9/16)
	1.000	(4-4)	JOHNSON, Kevin vs USF (02/04/16)
	1.000	(4-4)	CAUPAIN, Troy vs Temple (12/29/15)
	1.000	(4-4)	EVANS, Jacob vs Iowa State (12/22/15)
	1.000	(4-4)	CAUPAIN, Troy at VCU (12/19/15)
	1.000	(4-4)	EVANS, Jacob at VCU (12/19/15)
	1.000	(4-4)	JOHNSON, Kevin at VCU (12/19/15)
	1.000	(4-4)	COBB, Farad at VCU (12/19/15)
	1.000	(4-4)	CAUPAIN, Troy vs George Washington (11/28/15)
	1.000	(4-4)	EVANS, Jacob vs SE Louisiana (11/24/15)
	1.000	(3-3)	CLARK, Gary vs East Carolina (2/13/16)
	1.000	(3-3)	THOMAS, Shaq vs Arkansas-Pine Bluff (11/22/15)
	1.000	(3-3)	JOHNSON, Kevin vs Arkansas-Pine Bluff (11/22/15)
	1.000	(3-3)	CLARK, Gary vs Western Carolina (11/13/15)
Rebounds	14		ELLIS, Octavius at East Carolina (2/27/16)
	14		ELLIS, Octavius at UCF (2/9/16)
	14		CLARK, Gary at Memphis (2/6/16)

	14	CLARK, Gary at Temple (01/16/16)
	14	CLARK, Gary vs Tulsa (1/2/16)
	14	CLARK, Gary vs Morgan State (12/6/15)
Assists	10	CAUPAIN, Troy vs USF (02/04/16)
	9	CAUPAIN, Troy vs Tulane (01/24/16)
	9	JENIFER, Justin vs Robert Morris (11/15/15)
	9	CAUPAIN, Troy vs Robert Morris (11/15/15)
Steals	5	CAUPAIN, Troy at UCF (2/9/16)
	5	CLARK, Gary at SMU (01/07/16)
	5	THOMAS, Shaq vs Robert Morris (11/15/15)
Blocked Shots	4	CLARK, Gary at UCF (2/9/16)
	4	CLARK, Gary at Memphis (2/6/16)
	4	CLARK, Gary at UCONN (1/28/16)
	4	CLARK, Gary vs Memphis (01/21/16)
	4	DeBERRY, Coreontae vs Butler (12/2/15)
Turnovers	5	ELLIS, Octavius at Xavier (12/12/15)
	4	ELLIS, Octavius at Houston (3/3/16)
	4	ELLIS, Octavius at East Carolina (2/27/16)
	4	ELLIS, Octavius at Tulsa (02/18/16)
	4	CLARK, Gary at UCONN (1/28/16)
	4	CAUPAIN, Troy at UCONN (1/28/16)
	4	ELLIS, Octavius vs Butler (12/2/15)
Fouls	5	ELLIS, Octavius at Houston (3/3/16)
	5	ELLIS, Octavius at Temple (01/16/16)
	5	EVANS, Jacob vs Houston (1/13/16)
	5	DeBERRY, Coreontae at VCU (12/19/15)
	5	ELLIS, Octavius at VCU (12/19/15)



2015-16 Cincinnati Basketball
Cincinnati Opponent High/Low Analysis (as of Mar 04, 2016)
All games



OPPONENT INDIVIDUAL GAME HIGHS

Points	24		WILLIAMS, Matt at UCF (2/9/16)
	24		BURRELL, Trahson vs Memphis (01/21/16)
	24		Niang, Georges vs Iowa State (12/22/15)
	24		DUNHAM, Kellen vs Butler (12/2/15)
	23		Morgan, Malik vs Tulane (01/24/16)
	23		Mike Brown vs Western Carolina (11/13/15)
Field Goals Made	10		Niang, Georges vs Iowa State (12/22/15)
	9		Morgan, Malik vs Tulane (01/24/16)
	9		DECOSEY, Quenton at Temple (01/16/16)
Field Goal Att.	22		Mike Brown vs Western Carolina (11/13/15)
	20		DECOSEY, Quenton at Temple (01/16/16)
FG Pct (min 5 made)	1.000	(5-5)	MOORE, Ben at SMU (01/07/16)
	.833	(5-6)	Burton, Deonte vs Iowa State (12/22/15)
3-Point FG Made	6		WILLIAMS, Matt at UCF (2/9/16)
	5		Morgan, Malik vs Tulane (01/24/16)
	5		WOODSON, Avery vs Memphis (01/21/16)
	5		COLEMAN, Devin at Temple (01/16/16)
	5		BARNES, LeRon vs Houston (1/13/16)
	5		THOMAS, Kyle vs Morgan State (12/6/15)
	5		Elijah Pughsley vs Western Carolina (11/13/15)
3-Point FG Att.	12		WILLIAMS, Matt at UCF (2/9/16)
	11		Filmore, Joshua vs SE Louisiana (11/24/15)
	11		Mike Brown vs Western Carolina (11/13/15)
3-Pt FG Pct (min 2 made)	1.000	(4-4)	Julien, Von vs Tulane (01/24/16)
	1.000	(2-2)	ALSTON, JR., Levan S vs Temple (12/29/15)
Free Throws Made	10		GOODWIN, Shaq at Memphis (2/6/16)
	10		DECOSEY, Quenton vs Temple (12/29/15)
Free Throw Att.	12		GOODWIN, Shaq at Memphis (2/6/16)
	11		DECOSEY, Quenton vs Temple (12/29/15)
FT Pct (min 3 made)	1.000	(7-7)	PRYOR, Rodney vs Robert Morris (11/15/15)
	1.000	(6-6)	DUNHAM, Kellen vs Butler (12/2/15)
	1.000	(5-5)	GRAY, Jr., Rob at Houston (3/3/16)
	1.000	(5-5)	Webster, Tai vs Nebraska (11/27/15)
	1.000	(4-4)	MCMURRAY, Jahmal vs USF (02/04/16)
	1.000	(4-4)	BURRELL, Trahson vs Memphis (01/21/16)
	1.000	(4-4)	LAWSON, Dedric vs Memphis (01/21/16)
	1.000	(4-4)	Nader, Abdel vs Iowa State (12/22/15)
	1.000	(4-4)	Mike Brown vs Western Carolina (11/13/15)
	1.000	(3-3)	HARRISON, Shaquille at Tulsa (02/18/16)
	1.000	(3-3)	PARKER, Spencer at Bowling Green (11/18/15)
Rebounds	13		BARKLEY, Kentrell at East Carolina (2/27/16)
	12		BOND, Jaylen at Temple (01/16/16)
Assists	9		TARRANT JR., Ricky vs Memphis (01/21/16)
	8		HAMILTON, Daniel at UCONN (1/28/16)
Steals	4		Morris, Monte vs Iowa State (12/22/15)
	4		WIDEMAN, Tyler vs Butler (12/2/15)
Blocked Shots	5		MOORE, Ben at SMU (01/07/16)
	4		MILLER, Shonn at UCONN (1/28/16)
Turnovers	7		JACKSON, Charles vs Arkansas-Pine Bluff (11/22/15)
	6		NUNEZ, Angel vs USF (02/04/16)
	6		Jackson, Zay vs SE Louisiana (11/24/15)
Fouls	5		NKALI, Bertrand at Houston (3/3/16)
	5		COUSINS, Jaleel vs USF (02/04/16)