

CINCINNATI BASKETBALL

2 NATIONAL TITLES • 6 FINAL FOURS • 8 ELITE EIGHTS • 10 SWEET SIXTEENS • 31 NCAA TOURNAMENTS • 38 CONFERENCE CHAMPIONSHIPS



2017 NCAA CHAMPIONSHIP SECOND ROUND • GAME 36

NO. 6 SEED **CINCINNATI (30-5) vs.**

NO. 3 SEED **UCLA (30-4)**

Sunday, Mar. 19 • Approx 9:40 p.m. (ET) • Golden 1 Center • Sacramento, Calif.

GAME AT A GLANCE

UCLA SERIES INFO: Fourth meeting; Cincinnati leads 2-1; Series is tied 1-1 at neutral sites; UC leads 2-0 in Los Angeles;

STREAK: UCLA won the last meeting.

LAST MEETING: UCLA won 105-101 in double overtime on March 17, 2002 in an NCAA Tournament Second Round West regional contest in Pittsburgh, Pa.

Steve Alford is in his fourth season at UCLA (95-44); 22nd season at the Division-I level (480-250)

Mick Cronin is in his 11th season at Cincinnati (237-134); 14th season overall (306-158)

AP/USA TODAY RANKINGS (MAR. 13): Cincinnati (18/16); UCLA (8/6)

RADIO: 700 WLW; **Dan Hoard** provides play-by-play with color analyst **Terry Nelson**

TV: TBS; **Spero Dedes** (xpx), **Steve Smith** (analyst), **Len Elmore** (analyst) and **Ros Gold-Onwuode** (reporter)

UC TWITTER PAGES: @GoBears and @GoBearsMBB

CINCINNATI PROBABLE STARTERS & RESERVES

NO.	NAME	POS.	HT.	WT.	CL.-EXP.	HOMETOWN	GP-GS	PPG	RPG	APG	MIN
10	Troy Caupain	G	6-4	210	Sr.-3L	Midlothian, Va.	35-35	10.5	4.6	4.5	32.1
25	Kevin Johnson	G	6-3	185	Sr.-3L	Cincinnati, Ohio	35-35	7.8	2.1	1.3*	28.2
1	Jacob Evans III	G/F	6-6	210	So.-1L	Baton Rouge, La.	35-35	13.5	4.1	2.7	31.4
11	Gary Clark	F	6-8	225	Jr.-2L	Clayton, N.C.	35-34	10.8	7.9	2.0	28.6
24	Kyle Washington	F	6-9	230	Jr.-Tr.	Champlin, Minn.	35-34	13.1	6.8	1.2^	24.6
OFF THE BENCH											
34	Jarron Cumberland	G	6-5	218	Fr.-HS	Wilmington, Ohio	34-0	19.1	2.4	1.5	19.1
3	Justin Jenifer	G	5-10	175	So.-1L	Baltimore, Md.	34-0	2.9	1.0	2.0	13.1
13	Tre Scott	F	6-8	225	R-Fr.-HS	Darien, Ga.	34-0	3.1	2.6	0.6	10.4
33	Nysier Brooks	C	6-11	240	Fr.-HS	Philadelphia, Pa.	32-0	2.4	1.6	0.7^	8.4
0	Quadri Moore	F	6-8	230	Jr.-2L	Linden, N.J.	27-1	2.9	1.4	0.3	8.0
45	Zack Tobler	F	6-5	225	Sr.-3L	Fort Mitchell, Ky.	13-0	1.3	0.5	0.2*	2.1
32	John Koz	G	6-1	190	Fr.-HS	Cleveland, Ohio	6-0	0.0	0.3	0.3	1.7
14	Jackson Bart	F	6-5	210	R-Fr.-Tr.	Bartlesville, Okla.	8-0	0.0	0.0	0.0	1.4

Starters based on last game; ^-Blocks; *-Steals

CINCINNATI STORYLINES

- » Cincinnati is making its 31st NCAA Tournament appearance; seventh consecutive and 21st in the last 26 years. The Bearcats have compiled a 45-29 record on their way to winning two national championships (1961 & 1962), making eight regional finals (1959-63, 1992-93, 1996) and six Final Fours (1959-63, 1992).
- » Cincinnati is one of only eight schools in the nation to appear in each of the last seven NCAA Tournaments: joining Duke, Gonzaga, Kansas, Michigan State, North Carolina, VCU and Wisconsin.
- » The Bearcats are one of 10 schools to make as many as 21 NCAA Tournament appearances in the last 26 years.
- » **Troy Caupain** (second team all-conference, sportsmanship award), **Kyle Washington** (second team all-conference), **Jarron Cumberland** (all-rookie team, co-sixth man of the year), **Jacob Evans** (all-tournament team) and **Gary Clark** (all-tournament team) all earned league honors from the American Athletic Conference last week.
- » Cincinnati achieved as many as 30 wins in a season for the second time in school history Friday with its 75-61 win over Kansas State. The Bearcats can match the school record for single-season victories on Sunday with a win over UCLA (31-4 in 2001-02).
- » The Bearcats are looking to advance to their first appearance in the Sweet 16 since 2012.
- » Cincinnati's 62.8 percent (27 of 43) shooting from the field on Friday against Kansas State set the school record for best field goal shooting percentage in an NCAA Tournament game.
- » The Bearcats are shooting 45.8 percent from the field this season, tied for the seventh-best shooting mark in school history (and best of Cronin era).
- » Cincinnati has held 28 of its 35 opponents this season under 70 points and held 20 foes below 40 percent field goal shooting.
- » The Bearcats are the only No. 6 seed to advance to the second round of this year's NCAA Tournament after first-round losses by Maryland, Creighton and SMU.

2016-17 SCHEDULE/RESULTS

Day/Date	Opponent	TV	Time/Result
Wed./Nov. 2	Bellarmine (Exh.)	Bearcats TV	W, 64-55

NAISMITH MEMORIAL HALL OF FAME TIP-OFF

Fri./Nov. 11	1-Brown	ESPN3	W, 84-55
Mon./Nov. 14	1-Albany	ESPNU	W, 74-51
Sat./Nov. 19	2-No. 21 Rhode Island	ESPN3	L, 71-76
Sun./Nov. 20	2-Penn State	ESPN2	W, 71-50

Wed./Nov. 23	Samford	ESPN3	W, 70-55
Sat./Nov. 26	Lipscomb	F50/ESPN3	W, 91-68
Thurs./Dec. 1	at No. 19 Iowa State	ESPN	(OT) W, 55-54
Sun./Dec. 4	Bowling Green	ESPNU	W, 85-56
Sat./Dec. 10	at No. 16 Butler	FS1	L, 65-75
Tues./Dec. 13	Texas Southern	ESPN3	W, 96-58
Sat./Dec. 17	Fairleigh Dickinson	F50/ESPN3	W, 119-68
Thurs./Dec. 22	Marshall	CBSSN	(OT) W, 93-91
Wed./Dec. 28	at Temple •	ESPNU	W, 56-50
Sun./Jan. 1	Tulane •	CBSSN	W, 92-56
Sat./Jan. 7	at Houston •	ESPNU	W, 67-58
Thurs./Jan. 12	SMU •	ESPN	W, 66-64
Sun./Jan. 15	at East Carolina •	CBSSN	W, 55-46
Wed./Jan. 18	Temple •	CBSSN	W, 81-74
Sat./Jan. 21	at Tulane •	CBSSN	W, 78-61
Thurs./Jan. 26	3-No. 24 Xavier	ESPN2	W, 86-78
Sun./Jan. 29	USF •	CBSSN	W, 94-53
Wed./Feb. 1	at Tulsa •	CBSSN	W, 57-55
Sat./Feb. 4	UConn •	ESPN2	W, 82-68
Wed./Feb. 8	UCF •	ESPNU	W, 60-50
Sun./Feb. 12	at No. 25 SMU •	ESPN	L, 51-60
Wed./Feb. 15	at USF •	ESPNU	W, 68-54
Sat./Feb. 18	Tulsa •	ESPNU	W, 80-60
Thurs./Feb. 23	Memphis •	ESPN	W, 87-74
Sun./Feb. 26	at UCF •	CBSSN	L, 49-53
Thurs./Mar. 2	Houston •	ESPN2	W, 65-47
Sun./Mar. 5	at UConn •	CBS	W, 67-47

AMERICAN CHAMPIONSHIP (HARTFORD, CONN.)

Fri./Mar. 10	4-Tulsa (Quarterfinals)	ESPNU	W, 80-61
Sat./Mar. 11	4-UConn (Semifinals)	ESPN2	W, 81-71
Sun./Mar. 12	4-No. 12 SMU (Championship)	ESPN	L, 56-71

NCAA CHAMPIONSHIP

Mar. 17	5-Kansas State (1st Rd)	Tru TV	75-61
Mar. 19	5-UCLA (2nd Rd)	TBS	Approx 9:40 p.m.
Mar. 23-26	6-Regional Semis/Finals	CBS/Turner	TBA
Apr. 1 & 3	7-Final Four/Championship	CBS/Turner	TBA

Notes: All times listed are Eastern. Home games are in **boldface**.

(*) - Denotes American Athletic Conference game.

Key: CBSSN - CBS Sports Network; F50/ESPN3 - Game will be televised regionally by FOX Sports Ohio and is also available on ESPN3 outside the F50 viewing area. FS1 - Fox Sports 1; ESPN/ESPN2 - Game will be televised by either ESPN or ESPN2 with decision made one week prior.

1-Naismith Memorial Hall of Fame Tip-Off (campus sites);

2-Naismith Memorial Hall of Fame Tip-Off (Mohegan Sun);

3-Skyline Chili Crosstown Shootout;

4-American Championship (XL Center);

5-NCAA Championship First and Second Round site: Sacramento, Calif. (Golden 1 Center).

6-NCAA Championship Regional sites: Kansas City, Kan. (Sprint Center), San Jose, Calif. (SAP Center),

Memphis, Tenn. (FedExForum), New York, N.Y. (Madison Square Garden);

7-NCAA Championship Final Four site: Phoenix, Ariz. (University of Phoenix Stadium).

WE WEAR CINCINNATI!

2016-17 CINCINNATI NUMERICAL ROSTER

NO.	NAME	POS.	HT.	WT.	CLASS	EXP.	HOMETOWN/LAST SCHOOL
0	Quadri Moore	F	6-8	230	Jr.	2L	Linden, N.J./Linden HS
1	Jacob Evans III	G/F	6-6	210	So.	1L	Baton Rouge, La./St. Michael the Archangel HS
3	Justin Jenifer	G	5-10	175	So.	1L	Baltimore, Md./Milford Mill Academy
10	Troy Caupain	G	6-4	210	Sr.	3L	Midlothian, Va./Cosby HS
11	Gary Clark	F	6-8	225	Jr.	2L	Clayton, N.C./Clayton HS
13	Tre Scott	F	6-8	225	R-Fr.	HS	Darien, Ga./McIntosh County Academy
14	Jackson Bart #	F	6-5	210	R-Fr.	Tr.	Bartlesville, Okla./Oral Roberts
15	Cane Broome @	G	6-0	160	Jr.	Tr.	East Hartford, Conn./Sacred Heart
24	Kyle Washington	F	6-9	230	Jr.	Tr.	Champlin, Minn./NC State
25	Kevin Johnson	G	6-3	185	Sr.	3L	Cincinnati, Ohio/Summit Country Day School
32	John Koz #	G	6-1	190	Fr.	HS	Cleveland, Ohio/Bay HS
33	Nysier Brooks	C	6-11	240	Fr.	HS	Philadelphia, Pa./Advanced Prep International (Texas)
34	Jarron Cumberland	G	6-5	218	Fr.	HS	Wilmington, Ohio/Wilmington HS
45	Zack Tobler #	F	6-5	225	Sr.	3L	Fort Mitchell, Ky./Covington Catholic HS

2016-17 CINCINNATI ALPHABETICAL ROSTER

NO.	NAME	POS.	HT.	WT.	CLASS	EXP.	HOMETOWN/LAST SCHOOL
14	Jackson Bart #	F	6-5	210	R-Fr.	Tr.	Bartlesville, Okla./Oral Roberts
33	Nysier Brooks	C	6-11	240	Fr.	HS	Philadelphia, Pa./Advanced Prep International (Texas)
15	Cane Broome @	G	6-0	160	Jr.	Tr.	East Hartford, Conn./Sacred Heart
10	Troy Caupain	G	6-4	210	Sr.	3L	Midlothian, Va./Cosby HS
11	Gary Clark	F	6-8	225	Jr.	2L	Clayton, N.C./Clayton HS
34	Jarron Cumberland	G	6-5	218	Fr.	HS	Wilmington, Ohio/Wilmington HS
1	Jacob Evans III	G/F	6-6	210	So.	1L	Baton Rouge, La./St. Michael the Archangel HS
3	Justin Jenifer	G	5-10	175	So.	1L	Baltimore, Md./Milford Mill Academy
25	Kevin Johnson	G	6-3	185	Sr.	3L	Cincinnati, Ohio/Summit Country Day School
32	John Koz #	G	6-1	190	Fr.	HS	Cleveland, Ohio/Bay HS
0	Quadri Moore	F	6-8	230	Jr.	2L	Linden, N.J./Linden HS
13	Tre Scott	F	6-8	225	R-Fr.	HS	Darien, Ga./McIntosh County Academy
45	Zack Tobler #	F	6-5	225	Sr.	3L	Fort Mitchell, Ky./Covington Catholic HS
24	Kyle Washington	F	6-9	230	Jr.	Tr.	Champlin, Minn./NC State

@ - Will sit out the 2015-16 season due to NCAA transfer rules; # - Walk-on

COACHING & SUPPORT STAFF

Head Coach: Mick Cronin (11th season at UC; 14th season overall)

Associate Head Coach: Larry Davis

Assistant Coaches: Darren Savino, Antwon Jackson

Director of Basketball Operations: Mark Berger

Director of Student-Athlete Development: T.J. Wolf

Video Coordinator: Greg YOUNCOFSKI

Program Assistant: JaQuon Parker

Head Athletic Trainer: Robb Williams

Director of Strength & Conditioning: Mike Rehfeldt

Assistant Director of Equipment: Andy Frigge

PRONUNCIATION

NYSIER Brooks	nah-SEER
Troy CAUPAIN	co-PAIN
JARRON Cumberland	JAIR-in
John KOZ	COSE (or rhymes with nose)
QUADRI Moore	QUAD-ree

ROSTER INFORMATION

BY STATE/COUNTRY

Connecticut	(1) Cane Broome
Georgia	(1) Tre Scott
Kentucky	(1) Zack Tobler
Louisiana	(1) Jacob Evans
Maryland	(1) Justin Jenifer
Minnesota	(1) Kyle Washington
New Jersey	(1) Quadri Moore
North Carolina	(1) Gary Clark
Ohio	(3) Jarron Cumberland, Kevin Johnson, John Koz
Oklahoma	(1) Jackson Bart
Pennsylvania	(1) Nysier Brooks
Virginia	(1) Troy Caupain

BY CLASS

True Freshmen	(3) Nysier Brooks, Jarron Cumberland, John Koz
R-Freshmen	(2) Jackson Bart, Tre Scott
Sophomores	(2) Jacob Evans III, Justin Jenifer
Juniors	(4) Cane Broome, Gary Clark, Quadri Moore, Kyle Washington
Seniors	(3) Troy Caupain, Kevin Johnson, Zach Tobler

BY HEIGHT

6-11	(1) Nysier Brooks
6-9	(1) Kyle Washington
6-8	(3) Gary Clark, Quadri Moore, Tre Scott
6-6	(1) Jacob Evans III
6-5	(3) Jackson Bart, Jarron Cumberland, Zack Tobler
6-4	(1) Troy Caupain
6-3	(1) Kevin Johnson
6-1	(1) John Koz
6-0	(1) Cane Broome
5-10	(1) Justin Jenifer

CINCINNATI QUICK FACTS

GENERAL INFORMATION

Location	Cincinnati, Ohio 45221
Founded	1819
Enrollment	44,338
Nickname	Bearcats
Colors	Red (PMS: 186) and Black
Arena (Capacity)	Fifth Third Arena (13,176)
Affiliation	NCAA Division I
Conference	American
President	Neville Pinto
Director of Athletics	Mike Bohn
Faculty Representative	Dr. David M. Szymanski
Department of Athletics Phone	(513) 556-4603
Athletics Ticket Office Phone	(877) CATS-TIX

ATHLETIC COMMUNICATIONS

Asst. AD/Primary Basketball Contact	Andre Foushee
Office/Cell Phone	(513) 556-5182/(859) 797-7871
Email Address	Andre.Foushee@uc.edu
Secondary Basketball Contact	Alex Ryan
Office/Cell Phone	513-556-0618/(513) 623-9992
Email Address	Alex.Ryan@uc.edu
Press Row Phone	(513) 556-3800
Website	GoBearsCats.com
Twitter	@GoBearsCats and @GoBearsCatsMBB

BASKETBALL STAFF

Head Coach	Mick Cronin (Cincinnati '97)
Basketball Office Phone	(513) 556-5847
Associate Head Coach	Larry Davis (Asbury '78)
Assistant Coach	Darren Savino (Jersey City '94)
Assistant Coach	Antwon Jackson (Pikeville College '93)
Director of Operations	Mark Berger (Cincinnati '01)
Dir. of Student-Athlete Development	T.J. Wolf (Murray State '07)
Video Coordinator	Greg YOUNCOFSKI (Kansas '13)
Program Assistant	JaQuon Parker (Cincinnati '14)
Assoc. AD/Sports Medicine	Bob Mangine (Pittsburgh '73)
Head Athletic Trainer	Robb Williams (Ohio State '82)
Dir. /Strength & Condition	Mike Rehfeldt (St. Cloud St. '05)
Administrative Assistant	Winona Shaw-Gunn

HISTORY

First season of basketball	1901-02
All-time record	1,757-1,002 (.637)
NCAA appearances / last	31 / 2017
All-time record	45-29 (.608)
Final Four appearances / last	6 / 1992
Elite Eight appearances / last	8 / 1996
Sweet 16 appearances / last	10 / 2012
Conference Championships / last	38 / 2014
Postseason NIT appearances / last	10 / 2010
All-time record	8-10 (.444)

TEAM INFORMATION

2015-16 Record	22-11
American Athletic Conference Record (Place)	12-6 (T-3rd)
Starters returning/lost	2/3
Letterwinners returning/lost	7/4
Percent of scoring returning	57.2 percent (1,384 of 2,418)
Percent of rebounding returning	55.5 percent (662 of 1,193)



CINCINNATI IN THE NCAA CHAMPIONSHIP

- » During its NCAA Championship history, Cincinnati has compiled a 45-29 all-time record en route to winning two national titles (1961 and 1962), making eight regional finals (1959-63, 1992-93, 1996) and six final fours (1959-63, 1992).
- » The Bearcats are making the program's 31st NCAA Tournament appearance this season. UC is one of only 19 schools with 31 or more NCAA Tournament appearances all-time.
- » Cincinnati is one of 10 schools to appear in the NCAA Tournament in at least 21 of the last 26 seasons.
- » Cincinnati enters the tournament as one of only eight schools in the nation that have played in seven consecutive NCAA Tournaments, joining Duke, Gonzaga, Kansas, Michigan State, North Carolina, VCU and Wisconsin.
- » Mick Cronin is one of six coaches to take his team to the NCAA Tournament in each of the last seven years, joining Mark Few (Gonzaga), Tom Izzo (Michigan State), Mike Krzyzewski (Duke), Bill Self (Kansas) and Roy Williams (North Carolina).
- » Cronin joins Bob Huggins as the only coaches in Cincinnati history to take the Bearcats to as many as seven NCAA Tournaments. Huggins took UC to 14 consecutive tournaments from 1992-2005. Cronin is 3-5 in the NCAA tournament with Cincinnati. He was 0-2 in two trips with Murray State (2004 & 2006).
- » Seniors Troy Caupain (2014-17) and Kevin Johnson (2014-17) have joined Shaq Thomas (2013-2016), Jermaine Sanders (2012-2015), Sean Kilpatrick (2011-2014) and Justin Jackson (2011-2014) as Cronin-coached Bearcats to play in four consecutive NCAA Tournaments during their careers.
- » Last season as a No. 9 seed, Cincinnati lost to No. 8 seed Saint Joseph's 78-76 in the first round of the West region in Spokane, Wash. An Octavius Ellis dunk was ruled to come just after the final buzzer that would have sent the contest into overtime.
- » As a No. 8 seed in the Midwest region in 2015 NCAA Tournament, Cincinnati defeated Purdue 66-65 in overtime before falling to previously undefeated and tournament top seed Kentucky 64-51. Both games were played at the KFC Yum! Center in Louisville, Ky., March 19th and 22nd, respectively.
- » As the No. 5 seed in the East region of the 2014 NCAA Tournament, UC was upset by No. 12 seed Harvard 61-57 on March 20 in Spokane, Wash.
- » At the 2013 NCAA Tournament as a No. 10 seed in the Midwest region, Cincinnati lost to No. 7 seed Creighton 67-63 in the second round on March 22 in Philadelphia, Pa.
- » As a sixth-seed in the East region in 2012, the Bearcats advanced to their first NCAA Sweet 16 since 2001, defeating Texas (65-59) and Florida State (62-56) before falling to Ohio State (81-66) in the regional semifinals.
- » The Bearcats returned to the tournament for the first time in six seasons in 2010-11 as a sixth-seed in the West region. UC knocked off Missouri (78-63) in the second round before falling to fellow BIG EAST Conference member and eventual national champion, Connecticut (69-58) two days later.
- » Cincinnati is one of only five programs in the nation to play in three consecutive NCAA title games (1961-63), joining Ohio State (1960-62), UCLA (1967-73), Duke (1990-92) and Kentucky (1996-98). The Bearcats won the crown in 1961 and 1962 and were second in 1963.

UC'S NCAA CHAMPIONSHIP RESULTS

1958	1-1	Midwest Regional—3rd place
1959	3-1	Midwest Regional—Champs
		Final Four—3rd place
1960	3-1	Midwest Regional—Champs
		Final Four—3rd place
1961	4-0	Midwest Regional—Champs
		Final Four—National Champs
1962	4-0	Midwest Regional—Champs
		Final Four—National Champs
1963	3-1	Midwest Regional—Champs
		Final Four—Runner-Up
1966	0-2	Midwest Regional—4th place
1975	2-1	Midwest Regional—3rd place
1976	0-1	Midwest Pre-Regional
1977	0-1	Midwest Pre-Regional
1992	4-1	Midwest Regional (No. 4 seed)
		Regional Champs
		Final Four—Semifinalist
1993	3-1	East Regional (No. 2 seed)
		Regional Runner-up
1994	0-1	West Regional (No. 8 seed)
1995	1-1	West Regional (No. 7 seed)
1996	3-1	Southeast Regional (No. 2 seed)
		Regional Runner-up
1997	1-1	Midwest Regional (No. 3 seed)
1998	1-1	West Regional (No. 2 seed)
1999	1-1	East Regional (No. 3 seed)
2000	1-1	South Regional (No. 2 seed)
2001	2-1	West Regional (No. 5 seed)
2002	1-1	West Regional (No. 1 seed)
2003	0-1	West Regional (No. 8 seed)
2004	1-1	Atlanta Regional (No. 4 seed)
2005	1-1	Austin Regional (No. 7 seed)
2011	1-1	West Regional (No. 6 seed)
2012	2-1	East Regional (No. 6 seed)
2013	0-1	Midwest Regional (No. 10 seed)
2014	0-1	East Regional (No. 5 seed)
2015	1-1	Midwest Regional (No. 8 seed)
2016	0-1	West Regional (No. 9 seed)
2017	1-0	South Regional (No. 6 seed)

UC AT THE NCAA CHAMPIONSHIP

Previous Appearances: 30

Record: 45-29 (.608)

8 Elite Eight Appearances (1959-63, 1992, 1993, 1996)

6 Final Four Appearances (1959-63, 1992)

2 National Championships (1961, 1962)

RECORD BY REGION

Atlanta Regional: 1-1

East Regional: 6-4

South Regional: 2-1

West Regional: 6-8

Austin Regional: 1-1

Midwest Region: 26-13

Southeast Regional: 3-1

RECORD BY SEED

No. 1 seed: 1-1

No. 3 seed: 6-3

No. 5 seed: 2-2

No. 7 seed: 2-2

No. 9 seed: 0-1

No. 2 seed: 8-4

No. 4 seed: 1-1

No. 6 seed: 4-2

No. 8 seed: 1-3

No. 10 seed: 0-1

RECORD BY LOCATION

Anaheim, Calif.: 0-1

Boise, Idaho: 1-1

Columbus, Ohio: 1-1

East Rutherford, N.J.: 1-1

Kansas City, Mo.: 2-0

Lawrence, Kan.: 7-1

Louisville, Ky.: 5-3

Manhattan, Kan.: 2-0

Nashville, Tenn.: 3-1

Omaha, Neb.: 0-1

Pittsburgh, Pa.: 1-1

Sacramento, Calif.: 1-0

San Diego, Calif.: 2-0

Spokane, Wash.: 0-2

Washington, D.C.: 1-1

Auburn Hills, Mich.: 1-1

Boston, Mass.: 1-2

Dayton, Ohio: 2-0

Indianapolis, Ind.: 1-1

Las Cruces, N.M.: 1-1

Lexington, Ky.: 1-1

Lubbock, Texas: 1-2

Minneapolis, Minn.: 0-1

Ogden, Utah: 0-1

Orlando, Fla.: 2-0

Philadelphia, Pa.: 0-1

Salt Lake City, Utah: 1-2

San Francisco, Calif.: 1-1

Syracuse, N.Y.: 2-0

TEAM SINGLE-GAME RECORDS

Points	101	v. UCLA, 2002
FG	43	v. DePaul, 1960
FGA	80	v. UCLA, 2002
FG Pct.	.628	v. Kansas State, 2017
3-FG	15	v. Connecticut, 1995
3-FGA	32	v. East Tenn. St., 2004
3-FG Pct	.579	v. Brigham Young, 2001
FT	27	v. Arkansas, 1958
FTA	39	v. Oregon State, 1963
FT Pct.	.900	v. Temple, 1996
Assists	24	v. Louisville, 1959
Rebounds	68	v. Texas Tech, 1961

INDIVIDUAL SINGLE-GAME RECORDS

Points	56	Oscar Robertson v. Arkansas, 1958
FG	21	Oscar Robertson v. Arkansas, 1958
FGA	36	Oscar Robertson v. Arkansas, 1958
3-FG	6	Nick Van Exel v. N. Carolina, 1993
3-FGA	14	Nick Van Exel v. N. Carolina, 1993
FT	14	Oscar Robertson v. Arkansas, 1958
FTA	19	Oscar Robertson v. Louisville, 1959
Assists	9	Oscar Robertson v. California, 1959
		Damon Flint v. Butler, 1997
Rebounds	20	Mike Franklin v. Notre Dame, 1975

CINCINNATI IN THE NCAA TOURNAMENT

CINCINNATI'S ALL-TIME RESULTS AT THE NCAA CHAMPIONSHIP

2017 -- Record: 30-5 -- Seed: No. 6
Head Coach: Mick Cronin
Captain: Troy Caupain, Kevin Johnson
South Regional (Sacramento, Calif.)
M 17 Kansas State W 75-61

2016 -- Final Record: 22-11 -- Seed: No. 9
Head Coach: Mick Cronin
Captain: Shaq Thomas, Octavius Ellis
West Regional (Spokane, Wash.)
M 18 Saint Joseph's L 76-78

2015 -- Final Record: 23-11 -- Seed: No. 8
Head Coach: Mick Cronin (led by Larry Davis)
Captain: Jermaine Sanders
Midwest Regional (Louisville, Ky.)
M 19 Purdue W-ot 66-65
M 21 Kentucky L 51-64

2014 -- Final Record: 27-7 -- Seed: No. 5
Head Coach: Mick Cronin
Captains: Justin Jackson, Sean Kilpatrick, Titus Rubles
East Regional (Spokane, Wash.)
M 20 Harvard L 57-61

2013 -- Final Record: 22-12 -- Seed: No. 10
Head Coach: Mick Cronin
Captains: Cashmere Wright, JaQuon Parker
East Regional (Philadelphia, Pa.)
M 22 Creighton L 63-67

2012 -- Final Record: 26-11 -- Seed: No. 6
Head Coach: Mick Cronin
Captains: Yancy Gates, Dion Dixon
East Regional (Nashville, Tenn.)
M 16 Texas W 65-59
M 18 Florida State W 62-56
East Regional Semifinal (Boston, Mass.)
M22 Ohio State L 66-81

2011 -- Final Record: 26-9 -- Seed: No. 6
Head Coach: Mick Cronin
Captains: Rashad Bishop, Larry Davis, Ibrahima Thomas, Eddie Tyree, Darnell Wilks
West Regional (Washington, D.C.)
M 17 Missouri W 78-63
M 19 Connecticut L 58-69

2005 -- Final Record: 25-8 -- Seed: No. 7
Head Coach: Bob Huggins
Captains: Jason Maxiell, Nick Williams
Austin Regional (Indianapolis, Ind.)
M 17 Iowa W 76-64
M 19 Kentucky L 60-69

2004 -- Final Record: 25-7 -- Seed: No. 4
Head Coach: Bob Huggins
Captains: Jason Maxiell, Field Williams
Atlanta Regional (Columbus, Ohio)
M 19 East Tennessee St. W 80-77
M 21 Illinois L 68-92

2003 -- Final Record: 17-12 -- Seed: No. 8
Head Coach: Bob Huggins
Captain: Leonard Stokes
West Regional (Salt Lake City, Utah)
M 20 Gonzaga L 69-74

2002 -- Final Record: 31-4 -- Seed: No. 1
Head Coach: Bob Huggins
Captains: Steve Logan, Immanuel McElroy
West Regional (Pittsburgh, Pa.)
M 15 Boston University W 90-52
M 17 UCLA L-2ot 101-105

2001 -- Final Record: 25-10 -- Seed: No. 5
Head Coach: Bob Huggins
Captains: Steve Logan, Kenny Satterfield
West Regional (San Diego, Calif.)
M 15 Brigham Young W 84-59
M 17 Kent State W 66-43
West Regional Semifinals (Anaheim, Calif.)
M 22 Stanford L 65-78

2000 -- Final Record: 29-4 -- Seed: No. 2
Head Coach: Bob Huggins
Captains: Kenyon Martin, Pete Mickeal
South Regional (Nashville, Tenn.)
M 17 UNC Wilmington W 64-47
M 19 Tulsa L 61-69

1999 -- Final Record: 27-6 -- Seed: No. 3
Head Coach: Bob Huggins
Captains: Melvin Levett, Kenyon Martin
East Regional (Boston, Mass.)
M 12 George Mason W 72-48
M 14 Temple L 54-64

1998 -- Final Record: 27-6 -- Seed: No. 2
Head Coach: Bob Huggins
Captains: D'Juan Baker, Bobby Brannen
West Regional (Boise, Idaho)
M 12 Northern Arizona W 65-62
M 14 West Virginia L 74-75

1997 -- Final Record: 26-8 -- Seed: No. 3
Head Coach: Bob Huggins
Captains: Darnell Burton, Damon Flint, Danny Fortson
Midwest Regional (Auburn Hills, Mich.)
M 13 Butler W 86-69
M 15 Iowa State L 66-67

1996 -- Final Record: 27-4 -- Seed: No. 2
Head Coach: Bob Huggins
Captain: Keith Gregor
Southeast Regional (Orlando, Fla.)
M 15 UNC Greensboro W 66-61
M 17 Temple W 78-65
Southeast Regional Finals (Lexington, Ky.)
M 22 Georgia Tech W 87-70
M 24 Mississippi State L 63-73

1995 -- Final Record: 23-11 -- Seed: No. 7
Head Coach: Bob Huggins
Captains: Curtis Bostic, LaZelle Durden, Keith Gregor
West Regional (Salt Lake City, Utah)
M 16 Temple W 77-71
M 18 Connecticut L 91-96

1994 -- Final Record: 22-10 -- Seed: No. 8
Head Coach: Bob Huggins
Captains: Curtis Bostic, Keith Gregor
West Regional (Ogden, Utah)
M 17 Wisconsin L 72-80

1993 -- Final Record: 27-5 -- Seed: No. 2
Head Coach: Bob Huggins
Captains: Tarrance Gibson, Terry Nelson
East Regional (Syracuse, N.Y.)
M 19 Coppin State W 93-66
M 21 New Mexico State W 92-55
East Regional Finals (East Rutherford, N.J.)
M 26 Virginia W 71-54
M 28 North Carolina L-ot 68-75

1992 -- Final Record: 29-5 -- Seed: No. 3
NCAA Final Four
Head Coach: Bob Huggins
Captains: Anthony Buford, Herb Jones, Mike Reicheneker
Midwest Regional (Dayton, Ohio)
M 20 Delaware W 85-47
M 22 Michigan State W 77-65
Midwest Regional Finals (Kansas City, Mo.)
M 27 Texas-El Paso W 69-67
M 29 Memphis State W 88-57
Final Four (Minneapolis, Minn.)
A 4 Michigan L 72-76

1977 -- Final Record: 25-5
Head Coach: Gale Catlett
Captain: Gary Yoder
Midwest Regional (Omaha, Neb.)
M 12 Marquette L 51-66

1976 -- Final Record: 25-6
Head Coach: Gale Catlett
Captains: Mike Artis, Garry Kamstra, Hal Ward
Midwest Regional (Lawrence, Kan.)
M 13 Notre Dame L 78-79

1975 -- Final Record: 23-6
Head Coach: Gale Catlett
Captain: Steve Collier
Midwest Regional (Lubbock, Texas)
M 15 Texas A&M W 87-79
Midwest Regional Finals (Las Cruces, N.M.)
M 20 Louisville L 63-78
M 22 Notre Dame W 95-87

1966 -- Final Record: 21-7
Head Coach: Tay Baker
Captain: Don Rolfes
Midwest Regional (Lubbock, Texas)
M 11 Texas-El Paso L-ot 76-78
M 12 So. Methodist L 84-89

1963 -- Final Record: 26-2
NCAA Runner-Up
Head Coach: Ed Jucker
Captain: Tony Yates
Midwest Regional (Lawrence, Kan.)
M 15 Texas W 73-68
M 16 Colorado W 67-60
Final Four (Louisville, Ky.)
M 22 Oregon State W 80-46
M 23 Loyola (IL) L-ot 58-60

1962 -- Final Record: 29-2
NCAA Champions
Head Coach: Ed Jucker
Captain: Paul Hogue
Midwest Regional (Manhattan, Kan.)
M 16 Creighton W 66-46
M 17 Colorado W 73-46
Final Four (Louisville, Ky.)
M 23 UCLA W 72-70
M 24 Ohio State W 71-59

1961 -- Final Record: 27-3
NCAA Champions
Head Coach: Ed Jucker
Captains: Bob Weisenhahn, Carl Bouldin
Midwest Regional (Lawrence, Kan.)
M 17 Texas Tech W 78-55
M 18 Kansas State W 69-64
Final Four (Kansas City, Mo.)
M 24 Utah W 82-67
M 25 Ohio State W-ot 70-65

1960 -- Final Record: 28-2
NCAA Final Four
Head Coach: George Smith
Captains: Oscar Robertson, Ralph Davis
Midwest Regional (Manhattan, Kan.)
M 11 DePaul W 99-59
M 12 Kansas W 82-71
Final Four (San Francisco, Calif.)
M 18 California L 69-77
M 19 New York U. W 95-71

1959 -- Final Record: 26-4
NCAA Final Four
Head Coach: George Smith
Captains: Oscar Robertson, Mike Mendenhall
Midwest Regional (Lawrence, Kan.)
M 13 Texas Christian W 77-73
M 14 Kansas State W 85-75
Final Four (Louisville, Ky.)
M 20 California L 58-64
M 21 Louisville W 98-85

1958 -- Final Record: 25-3
Head Coach: George Smith
Captains: Connie Dierking, Wayne Stevens
Midwest Regional (Lawrence, Kan.)
M 14 Kansas State L-ot 80-83
M 15 Arkansas W 97-62

PREVIEWING THE GAME

- » Six-seed Cincinnati (30-5) faces three-seed UCLA (30-4) in an NCAA Tournament second round meeting Sunday at approximately 9:40 ET at the Golden 1 Center in Sacramento, Calif. The game will be broadcast on TBS and 700 WLW.
- » The Bearcats advanced to the second round with a 75-61 win over Kansas State on Friday. Troy Caupain scored a season-high 23 points on 7-of-10 shooting from the field, 7-of-7 shooting from the foul line and grabbed seven rebounds. Kyle Washington added 16 points. Gary Clark had 15 points and seven rebounds.
- » UCLA defeated Kent State 97-80 to advance on Friday. Five Bruins scored in double figures led by T.J. Leaf's 23 points on 8-of-12 shooting from the field. Thomas Welsh added 16 points and eight rebounds. Aaron Holiday posted a double-double with 15 points and 11 assists.
- » UC owns a slight 2-1 edge in its series with UCLA. Two of the three meetings have come in the NCAA Tournament. The Bearcats earned a 72-70 win over the Bruins in the 1962 national semifinal en route to their second consecutive national title. UCLA topped UC 105-101 in double overtime in a 2002 second-round matchup in Pittsburgh, Pa.
- » A victory over UCLA advances the Bearcats to their first Sweet 16 appearance since 2012 (11th in school history) and matches the school record for wins in a season (31 set in 2002).

SCOUTING UCLA

- » 30-4 overall, 15-3 Pac-12
- » Conference regular season finish: 3rd
- » Conference tournament finish: Semifinals; Defeated (6) USC, 76-74, Lost to (2) Arizona, 86-75
- » Qualified to NCAA: at-large selection (#3)
- » NCAA Tournament history: 48th year (104-40)
- » **Statistical Leaders (entering the NCAA Tournament)**
- » Scorer: T.J. Leaf (16.2)
- » Rebounder: Thomas Welsh (8.8)
- » Assists: Lonzo Ball (7.7)
- » Steals: Lonzo Ball (1.9)
- » Blocks: Thomas Welsh (1.4)
- » Three-point Shooting: Bryce Alford (43.5)
- » **Postseason Awards**
- » Lonzo Ball: USA Today First Team All-American; The Sporting News First Team All-American; Pac-12 Freshman of the Year (coaches & AP); AP Pac-12 Newcomer of the Year; All-Pac-12 First Team (coaches & AP); Pac-12 All-Freshman Team; Pac-12 All-Defensive Team Honorable Mention
- » Bryce Alford: All-Pac-12 First Team (coaches); All-Pac-12 Second Team (AP)
- » Aaron Holiday: Pac-12 All-Defensive Team Honorable Mention
- » T.J. Leaf: All-Pac-12 First Team (coaches & AP); Pac-12 All-Freshman Team
- » Thomas Welsh: Pac-12 All-Academic Second Team
- » **Series Notes**
- » All-time record vs. UCLA: 2-1
- » Last meeting: L, 105-101 (2ot)(3/17/02)
- » NCAA Tournament record vs. UCLA: 1-1
- » Last meeting: L, 105-101 (2ot)(3/17/02)
- » Cronin vs. UCLA: 0-0

SERIES NOTABLES

- » Sunday's matchup features two of the winningest programs in college basketball: UCLA (sixth with 1,848 wins) and Cincinnati (16th at 1,757 victories).
- » The two programs have combined for 3,605 wins, 72 NCAA Tournament appearances, 13 NCAA Tournament titles and 24 Final Four appearances.
- » Cincinnati was the first school to make as many as five consecutive Final Four appearances (1959-63). UCLA soon after broke that mark with 10 consecutive appearances (1967-76). Duke is the only other school to go to as many as five consecutive Final Fours (1988-92).
- » UC and UCLA have met twice in the NCAA Tournament with Cincinnati claiming a 72-70 win in the 1962 national semifinal in Louisville, Ky., en route to winning the national title. UCLA outlasted the Bearcats 105-101 in double overtime in a 2002 second-round matchup in Pittsburgh, Pa. UC's Leonard Stokes scored a game-high 39 points to go with 10 rebounds in the loss.
- » Cincinnati reached the 30-win plateau for the second time in school history on Friday with its 75-61 win over Kansas State. The 2002 Bearcats posted a school-record 31 wins before losing in the second round of the NCAA Tournament to UCLA in the double overtime thriller.
- » The Bearcats are looking for their first win over an Associated Press Top-10 opponent since defeating No. 10 Florida State in the second round of the 2012 NCAA Tournament. UCLA enters Sunday's contest ranked eighth in the nation.
- » Cincinnati is 27-16 against current members of the Pac-12: Arizona (0-3), Arizona State (1-2), California (3-4), Colorado (7-1), Oregon (2-0), Oregon State (4-2), Stanford (2-1), UCLA (2-1), USC (0-0), Utah (3-1), Washington (3-1) and Washington State (0-0).
- » The Bearcats are 2-1 against Steve Alford-coached teams. Cincinnati recorded wins over Alford when he was the head coach at Missouri State (101-60 win in the 1997 Puerto Rico Holiday Classic finals) and at Iowa (76-64 in the first round of the 2005 NCAA Tournament). As New Mexico's head coach, Alford earned a 55-54 win over Mick Cronin's Bearcats on Dec. 27, 2012 at Cincinnati's Fifth Third Arena.

TOURNAMENT TIP INS

- » For the third time in its past four NCAA Tournament appearances Cincinnati will travel to the west coast, this time heading 2,299.4 miles to Sacramento, Calif., after playing in Spokane, Wash. (2,049.8 miles) in 2014 and 2016.
- » The Bearcats are one of eight teams in the nation dancing for the seventh year in a row, joining Duke, Gonzaga, Kansas, Michigan State, North Carolina, VCU and Wisconsin.
- » Friday's game marked the sixth NCAA Tournament game UC has played in California, posting a 4-2 record. Prior to Friday, the last time UC played in California was in 2001 when the fifth-seeded Bearcats defeated both BYU (84-59) and Kent State (66-43) in San Diego before falling, 78-65, to Stanford in the regional semifinal in Anaheim. UC also played in the 1960 Final Four in San Francisco, falling to California (77-69) before defeating New York University (95-71) to claim third place.
- » UC improved its record to 6-3 all-time in the NCAA Tournament as the No. 6 seed with Friday's win over Kansas State.
- » The last time UC played in the South was 2004 with the No. 4 seeded Bearcats defeating East Tennessee St. (80-77) before falling to Illinois (92-68).

- » The Bearcats entered the tournament as the No. 6 seed for the third time in program history with the previous two instances both coming under Cronin: 2011 and 2012. In 2012, UC won its first two games before falling to Ohio State in the Sweet 16.
- » Six teams that UC faced during the 2016-17 earned berths into the NCAA Tournament, including four that won their conference tournament titles to claim an automatic bid. Along with conference rival SMU, the Bearcats also played against the Atlantic-10 Champion Rhode Island, the Big 12 Champion Iowa State and the SWAC Champion Texas Southern. The other teams UC faced this season that also made the Big Dance were Butler and Xavier, both out of the Big East.
- » The 2016-17 roster includes six players that have played more than one NCAA Tournament game entering Sunday's contest with UCLA.
- » **CAUPAIN, Troy:** (5 gms: 11.2 pts; 4.2 rebs; 3.0 asts; 1.0 stls; 0.0 blks; 18-46 FGs [39.1%]; 3-11 3FGs [27.3%]; 17-20 FTs [85.0%]; 34.4 minutes; 4 starts)
- » **CLARK, Gary:** (4 gms: 7.0 pts; 7.5 rebs; 1.3 asts; 1.3 stls; 1.3 blks; 11-27 FGs [40.7%]; 1-2 3FGs [50.0%]; 5-8 FTs [62.5%]; 28.8 minutes; 4 starts)
- » **EVANS, Jacob:** (2 gms: 17.5 pts; 6.5 rebs; 3.0 asts; 1.5 stls; 1.5 blks; 14-28 FGs [50.0%]; 6-12 3FGs [50.0%]; 1-2 FTs [50.0%]; 37.0 minutes; 2 starts)
- » **JOHNSON, Kevin:** (5 gms: 3.6 pts; 1.8 rebs; 1.2 asts; 0.2 stls; 0.0 blks; 7-18 FGs [38.9%]; 4-11 3FGs [36.4%]; 0-1 FTs [0.0%]; 22.0 minutes; 1 starts)
- » **MOORE, Quadri:** (3 gms: 2.0 pts; 0.0 rebs; 0.0 asts; 0.0 stls; 0.0 blks; 3-5 FGs [60.0%]; 0-2 3FGs [0.0%]; 0-0 FTs [0.0%]; 4.0 minutes; 0 starts)
- » **WASHINGTON, Kyle:** (6 gms: 7.7 pts; 2.0 rebs; 0.5 asts; 0.0 stls; 0.0 blks; 18-21 FGs [85.7%]; 1-1 3FGs [100.0%]; 9-12 FTs [75.0%]; 11.0 minutes; 3 starts) – Five of the six games came while at NC State

LOOKING BACK AT THE WIN OVER KANSAS STATE

- » **CINCINNATI 75, KANSAS STATE 61 (MAR. 17, 2017)**
- » SACRAMENTO, Calif. (AP) -- Cincinnati has made a name for itself with a stifling defense, turning every opponent's possession into a grind.
- » A little known fact outside of the American Athletic Conference: The Bearcats can play some offense, too.
- » Working the ball inside to open things up on the perimeter, Cincinnati shot it way past Kansas State 75-61 on Friday night in the South Region of the NCAA Tournament.
- » Cincinnati (30-5) was knocked out in the first round a year ago and No. 6 seeds were 0-3 before the Bearcats took the court, with Maryland, Creighton and SMU all losing to No. 11 seeds.
- » The Bearcats took care of their business and the No. 6 jinx with an impressive shooting display, hitting 62 percent from the field. Cincinnati is known for its defense and did that, too, preventing Kansas State (21-14) from making much of a run after building a 17-point lead.
- » Troy Caupain scored 23 points and Kyle Washington added 16 for the Bearcats, who move on to play No. 3 seed UCLA on Sunday.
- » Kansas State has had a knack for mounting comebacks this season, yet could never get over the hump against Cincinnati. Just when it appeared the Wildcats were on the verge of a run, the Bearcats would string a few baskets together or swat a shot away on defense.

- » Wesley Iwundu led Kansas State with 19 points.
- » The Bearcats hit their first eight shots to go up nine midway through the first half and only slowed slightly.
- » Caupain made all five of his shots to score 14 points and Cincinnati hit 15 of 23 to lead 39-28.
- » Kansas State made a run at the Bearcats early in the second half, cutting the lead to six.
- » The Bearcats pushed the lead back to 13 behind their offense and with a tightened-up defense after those early baskets by Kansas State. Cincinnati made 12 of 20 shots in the second half.

NOTES FROM THE KANSAS STATE WIN

- » UC improved its record to 30-5, achieving the second 30-win season in program history and the first since 2001-02 when the Bearcats finished 31-4.
- » UC advanced to the round of 32 in the NCAA Tournament for the fourth time under Head Coach Mick Cronin.
- » The Bearcats shot a NCAA Tournament school record 62.8 percent (27 of 53) from the field (a span of 74 games).
- » The Bearcats opened the game on a perfect 8-of-8 shooting streak before a blocked shot at the 10:28 mark halted that stretch. That hot start helped propel the Bearcats to 15-of-23 shooting (62.5 percent) before halftime, the team's second-best percentage for an opening half this season, trailing only the 67.6 clip (23-of-34) in which UC connected at home against Fairleigh Dickinson (December 17). Also, it marks the 13th time this year that UC finished the first half with a 50 percent or better shooting percentage from the floor.
- » For the 27th time this season in 35 games (77.2 percent), the Bearcats defense limited its opponent to 30 or fewer points in the first half as UC lead, 39-28, at the break. UC limited Kansas State to 40 percent shooting (10-of-25), including 25 percent from beyond the arc (2-of-8) to hold the Wildcats under 30 points while also forcing four turnovers and blocking one shot attempt
- » UC scored 34 points in the paint, won the rebounding battled 31-21 and converted 19 Kansas State turnovers into 12 points.
- » With his start in the game with Kansas State, Troy Caupain has now moved up to a tie for fourth all-time on the program's game's played list with 136 while also bettering his position at No. 2 on the consecutive games played list with only Sean Kilpatrick (2011-14) having played more in a row at 140.
- » Caupain finished the game with a season-high 23 points in the game, marking the 18th time this season he has finished in double-digit scoring. It also marked his fourth game of 18 or more points in a contest this season, trailing only the 22 he scored at Butler and gives him 18 or more in a game for the second time in the last three games after scoring 18 vs. UConn in the conference tournament. He also added seven rebounds, the seventh time in 2016-17 he has grabbed seven or more boards in a game. UC is 7-0 in those games.
- » Caupain now has 1,308 career points and needs eight to tie Damon Flint (1,316 points from 1994-97) for 23rd place on UC's career chart.
- » Caupain was part of his 102nd career victory at UC, ranking second all-time behind Steve Logan (1999-2002) who was part of 111 wins during his UC career. Kevin Johnson was part of his 101st win, which ties him for third all-time with Sean Kilpatrick (2011-14).
- » Gary Clark finished with 15 points and a game-high seven rebounds. He has 19 double-figure scoring games this season and 49 for his career. It marked the 50th

- time in his career and 18th this season he has led UC in rebounding.
- » Jacob Evans scored nine points and had five assists, four rebounds, three steals and three blocks. His three blocks tied his career high and marked the fourth time he achieved the mark and first since the Memphis game on Feb. 23, 2017.
- » Kyle Washington scored 11 of his 16 points in the second half and added four rebounds. Washington has found double figures on 24 occasions this season and 38 times in his career.

SEASON HIGHLIGHTS

- » Cincinnati has enjoyed a memorable season in 2016-17. Highlights include:
- » Recorded a 55-54 overtime win at then-No. 19 Iowa State on Dec. 10, snapping the Cyclones' 37-game nonconference home-court win streak.
- » Troy Caupain became the 50th member of Cincinnati's 1,000-point club during the Bearcats' win at Iowa State.
- » Won 15 consecutive games from Dec. 13 (96-58 win vs. Fairleigh Dickinson) through Feb. 8 (60-50 win vs. UCF) before losing at then-No. 25 SMU (60-51 on 2/12).
- » The streak ranked third-longest in the nation when it was snapped. It matched the longest win streak of the Cronin era (set in 2010-11 and matched in 2013-14). It also tied for the eighth longest win streak in school history.
- » UC won its first 11 conference games, matching the best start in league play during the Cronin era (2013-14).
- » Defeated a healthy then-No. 24 Xavier, 86-78, on Jan. 26, snapping a three-game losing streak in the Skyline Chili Crosstown Shootout series.
- » Honored the 25th anniversary of the 1992 NCAA Final Four Bearcats, welcoming back players and staff during the 82-68 home win over UConn (2/4) at Fifth Third Arena.
- » Mick Cronin registered his 300th career coaching victory with an 80-60 home win over Tulsa on Feb. 18.
- » Closed Fifth Third Arena (until its reopening for 2018-19 after renovations) and sending off the 2017 senior class with an emotional 65-47 home win over Houston on Mar. 2.
- » The Bearcats posted the fourth undefeated home season in Fifth Third Arena's 28-year history, finishing 18-0.
- » Cincinnati registered 27 regular-season victories, second most in school history (1999-2000: 28).
- » Matched the school record for conference wins at 16 following a 67-47 win at UConn (3/5). The 1999-2000 Bearcats went 16-0 in Conference USA.
- » The Bearcats advance to the finals at The American Championship before losing to No. 12 SMU.
- » Caupain became UC's all-time assists leader during the conference tournament finals loss to the Mustangs.
- » Cincinnati made its seventh consecutive NCAA Tournament appearance, the second-longest stretch in school history (14 in a row from 1999-2005).
- » The Bearcats were one of eight teams in the nation dancing for the seventh year in a row, joining Duke, Gonzaga, Kansas, Michigan State, North Carolina, VCU and Wisconsin.
- » Cincinnati advanced to the second round of the NCAA Tournament for the fourth time during the Mick Cronin-era (2007-present) with a 75-61 win over Kansas State on March 17.
- » Cincinnati climbed to No. 16 in the nation for most all-time wins by a program (1,757).

CLIMBING WINS CHART

- » The Bearcats achieved their second 30-win season in school history with Friday's win over Kansas State.
- » Cincinnati can tie the school record for wins in a season with a victory over UCLA on Sunday. The 2001-02 Bearcats finished the season at 31-4.
- » Cincinnati tied the school record for most conference wins in a season at 16, defeating UConn in the regular-season finale on Mar. 5, finishing 16-2 in The American.
- » The 1999-2000 Bearcats posted a 16-0 record en route to winning the Conference USA regular-season crown.

MOST OVERALL WINS IN A SEASON (ALL-TIME)

RK	SEASON	W-L	COACH
1.	2001-02	31-4	Bob Huggins
2.	2016-17	30-5	Mick Cronin
3.	1961-62	29-2	Ed Jucker
	1991-92	29-5	Bob Huggins
	1999-00	29-4	Bob Huggins

MATCHED PROGRAM RECORD FOR CONFERENCE WINS

- » Cincinnati tied the school record for most conference wins in a season at 16, defeating UConn in the regular-season finale (3/4).
- » The 1999-2000 Bearcats posted a 16-0 record en route to winning the Conference USA regular-season crown.

MOST CONFERENCE WINS IN A SEASON (ALL-TIME)

RK	SEASON	W-L	CONFERENCE
1.	1999-2000	16-0	Conference USA
	2016-17	16-2	American
3.	2013-14	15-3	American
4.	1997-98	14-2	Conference USA
	2001-02	14-2	Conference USA

BEARCATS SET CRONIN-ERA BEST; NATIONALLY RANKED FOR 16TH WEEK

- » UC was listed in the national polls for a Cronin-era record 16 weeks during the regular season, including each of the last 15 weeks of the year.
- » The Bearcats have been listed in the AP poll in 42 seasons in their history, including at some point in six of the last seven campaigns, climbing as high as No. 7 during the 2013-14 season.

CRONIN CLAIMS 300TH CAREER WIN

- » UC head coach Mick Cronin claimed his 300th career win against Tulsa (2/18).
- » Cronin enters the second round of the NCAA Championship with a 306-158 career record in his 14th season overall. He owns a 237-134 mark in his 11th season at his alma mater. He posted a 69-24 mark in three seasons as head coach at Murray State from 2004-2006.
- » He currently owns the fourth-most Division I wins among coaches under the age of 50 and is the winningest coach his age (45) or younger.
- » Cronin has rebuilt the Bearcats program into one that has advanced to the NCAA Tournament each of the past seven seasons - a feat matched by only seven other schools and five other coaches in the nation.
- » He was named the 2014 American Athletic Conference Coach of the Year after guiding the Bearcats to a share of the league's regular-season title (with Louisville).

» Cronin's 237 wins in 11 seasons at Cincinnati rank as the second most in school history, behind only Bob Huggins (399 wins in 16 seasons [1990-2005]).

MOST DIVISION-I COACHING WINS - UNDER AGE OF 50 (AGES AS OF NOV. 1, 2016)

NAME (SCHOOL)	AGE	CAREER W-L	NCAAS
Thad Matta (Ohio St.)	49	439-153	13
Sean Miller (Arizona)	47	337-112	10
Scott Sutton (Oral Roberts)	46	328-244	3
Mick Cronin (Cincinnati)	45	305-134	9
Scott Drew (Baylor)	46	298-189	7
Travis Ford (Saint Louis)	46	290-245	6
Brad Brownell (Clemson)	47	290-185	4
Matt Painter (Purdue)	46	289-146	10

Records through Mar. 17

CINCINNATI CHARTS

MOST REBOUNDS (CAREER- CRONIN ERA)

RK	NAME (YEAR)	REBOUNDS
1.	Yancy Gates (2009-12)	916
2.	Gary Clark (2015-Present)	811
3.	Justin Jackson (2011-14)	643
4.	Sean Kilpatrick (2011-14)	602

MOST DOUBLE-DOUBLES (SINGLE-SEASON - CRONIN ERA)

RK	NAME (YEAR)	DOUBLE-DOUBLES
1.	Yancy Gates (2011-12)	10
2.	Justin Jackson (2013-14)	8
	Gary Clark (2015-16)	8
4.	Octavius Ellis (2015-16)	7
	Kyle Washington (2016-17)	7
	Gary Clark (2016-17)	7
7.	John Williamson (2006-07)	5

MOST DOUBLE-DOUBLES (CAREER - CRONIN ERA)

RK	NAME (YEARS)	DOUBLE-DOUBLES
1.	Yancy Gates (2009-12)	23
2.	Gary Clark (2015-Present)	18
3.	Octavius Ellis (2015-16)	10
4.	John Williamson (2007-08)	8
	Justin Jackson (2011-14)	8
6.	Kyle Washington (2017-Present)	7
7.	Sean Kilpatrick (2011-14)	4

CAREER SCORING

RK	NAME (YEARS)	POINTS
1.	Oscar Robertson (1958-60)	2,973
2.	Sean Kilpatrick (2011-14)	2,145
3.	Steve Logan (1999-2002)	1,985
--		
19.	Derrek Dickey (1971-73)	1,328
20.	Levertis Robinson (1988-91)	1,320
21.	Leonard Stokes (2000-03)	1,318
22.	Cashmere Wright (2010-13)	1,317
23.	Damon Flint (1994-97)	1,316
24.	Troy Caupain (2014-Present)	1,308

CAREER ASSISTS

RK	NAME (YEARS)	CAREER ASSISTS
1.	Troy Caupain (2014-Present)	514
2.	Deonta Vaughn (2007-10)	511
3.	Eddie Lee (1977-80)	500
4.	Cashmere Wright (2010-13)	482
5.	Steve Logan (1999-2002)	456
6.	Oscar Robertson (1958-60)	425

CAREER GAMES PLAYED

RK	NAME (YEARS)	CAREER GAMES PLAYED
1.	Sean Kilpatrick (2011-14)	140
2.	Cashmere Wright (2010-13)	139
3.	Dion Dixon (2009-2012)	137
4.	Justin Jackson (2011-2014)	136
	Troy Caupain (2014-Present)	136
7.	Steve Logan (1999-2002)	135

CONSECUTIVE GAMES PLAYED

RK	NAME (YEARS)	CONSECUTIVE GAMES PLAYED
1.	Sean Kilpatrick (2011-14)	140
2.	Troy Caupain (2014-Present)	136

CAREER MINUTES PLAYED

RK	NAME (YEARS)	CAREER MINUTES PLAYED
1.	Sean Kilpatrick (2011-14)	4,315
2.	Deonta Vaughn (2007-2010)	4,310
3.	Dwight Jones (1980-83)	3,946
4.	Troy Caupain (2014-Present)	3,942

CAREER VICTORIES

RK	NAME (YEARS)	CAREER WINS
1.	Steve Logan (1999-2002)	111
2.	Troy Caupain (2014-Present)	102
3.	Sean Kilpatrick (2011-14)	101
	Kevin Johnson (2014-Present)	101
5.	Keith Gregor (1993-96)	100
	Bobby Brannen (1995-98)	100

TIP-INS

- » **TEAM NATIONAL RANKINGS:** The Bearcats enter the week ranked among the nation's top 25 leaders in nine categories: assist-to-turnover ratio (fourth at 1.58), scoring defense (fifth at 60.8), fewest turnovers per game (sixth at 10.0), field goal percentage defense (eighth at .385), win-loss percentage (10th at .853), scoring margin (11th at +13.6), turnover margin (12th at +3.7), fewest fouls per game (20th at 16.0) and blocks shots per game (23rd at 5.1)
- » **NOTES ON THE DEFENSE:** Cincinnati has held 28 of its 35 opponents this season under 70 points and held 20 foes below 40 percent field goal shooting.
- » Since UC started its run of now seven consecutive appearances in the NCAA Tournament (starting with the 2010-11 season), the Bearcats have allowed opponents to score 70 or more points in only 14.5 percent of their games (35 of 242).
- » **OFFENSIVE NUMBERS UP:** Cincinnati's offensive numbers are improved this season. The Bearcats are shooting 45.8 percent from the field. That's the best percentage by a Bearcats' squad since 2003-04 (.458) and the seventh best in school history: 2001-02 (.467), 1999-2000 (.480), 1996-97 (.496), 1977-78 (.503) and 1959-60 (.511).
- » The Bearcats are averaging 74.5 points this season, the most by a UC squad since 2004-05 (75.9).
- » UC has scored 70 or more points 21 times this season, a Cronin-era high.

- SEASON NOTES -

25TH ANNIVERSARY OF 1992 FINAL FOUR

- » The 25th anniversary of Cincinnati's 1992 NCAA Final Four team was celebrated at halftime of the UConn game (2/4).
- » The 1991-92 team finished 29-5 overall, winning a share of the Great Midwest Conference regular-season crown and claiming the league's tournament title before making the program's sixth Final Four appearance. The Bearcats were led in scoring by guard/forward Herb Jones (18.8 points per game), guard Anthony Buford (15.3) and guard Nick Van Exel (12.3).
- » Several members of the squad, including players, coaches, managers and cheerleaders were introduced.
- » Video messages were shown from former UC head coach Bob Huggins, assistant coach Larry Harrison and former Bearcat greats Erik Martin and Nick Van Exel.
- » The Bearcats worn white Under Armour throwback uniforms during the game. The uniforms reflected the similarities of those worn during the memorable season.

BEARCAT POINTS OF PRIDE

- » UC is one of eight schools in the nation to have appeared in the last seven NCAA Tournaments, joining Duke, Gonzaga, Kansas, Michigan State, North Carolina, VCU and Wisconsin.
- » Cincinnati is one of 10 schools to appear in the NCAA Tournament in at least 21 of the last 26 seasons.
- » UC is one of only 19 programs in the nation with 31 or more NCAA Tournament appearances.
- » UC ranks 16th in the nation for most all-time wins (1,757).
- » UC is one of two teams to rank among the nation's top-25 leaders in scoring defense each of the past four seasons (along with Louisville).
- » The Bearcats have won 26 or more games in four of the last seven seasons and won at least 22 games in each of the last seven seasons, including a high mark of 30 this year (30-5).
- » UC head coach Mick Cronin ranks as the winningest coach in the nation among active coaches his age (45) or younger and has the fourth-most wins (306) among coaches under 50-years old.
- » Cronin also ranks as one of only six coaches to take his team to the NCAA Tournament in each of the last seven years, joining Mark Few (Gonzaga), Tom Izzo (Michigan State), Mike Krzyzewski (Duke), Bill Self (Kansas) and Roy Williams (North Carolina).
- » The consistency of Cincinnati's coaching staff - entering its fifth season together - ranks as the second-longest unchanged staff among high-major programs according to John Akers at Basketball Times. Michigan State's staff ranks first, entering its sixth season intact in 2016-17.

CINNATI TRADITION - BY THE NUMBERS

- » 2 National Titles (1961, 1962)
- » 6 Final Fours (1959-63, 1992)
- » 8 Elite Eights (Last: 1996)
- » 10 Sweet Sixteens (Last: 2012)
- » 31 NCAA Tournament Appearances
- » 21 NCAA Tournament Appearances since 1992
- » 10 NIT Appearances
- » 28 Conference Regular-Season Titles (Last: 2014)
- » 10 Conference Tournament Titles (Last: 2004 [C-USA])
- » 1,757 all-time wins (16th most in nation)
- » 30 All-Americans (Last: Sean Kilpatrick [2014])
- » 79 All-Conference Selections
(Last: Troy Caupain & Kyle Washington [2017])
- » 56 NBA Draft Picks (Last: Lance Stephenson [2010])
- » 50 members of 1,000-point club
- » 408 weeks ranked in AP Top 25
- » 205 weeks ranked in AP Top 10
- » 45 weeks ranked No. 1
- » 2 Members of National Basketball Hall of Fame
Jack Twyman & Oscar Robertson
- » 2 Olympic Gold Medalists
Robertson (1960) & George Wilson (1964)

NCAA DIVISION I WINS - TOP 20 (THRU MAR. 12)

RK	TEAM	WINS
1.	Kentucky	2,235
2.	Kansas	2,215
3.	North Carolina	2,202
4.	Duke	2,116
5.	Temple	1,886
6.	Syracuse	1,862
7.	UCLA	1,848
8.	Notre Dame	1,845
9.	St. John's	1,817
10.	Louisville	1,804
11.	Indiana	1,801
12.	BYU	1,787
13.	Utah	1,780
14.	Arizona	1,769
15.	Illinois	1,763
16.	Cincinnati	1,757
17.	Texas	1,750
18.	Western Kentucky	1,749
19.	Purdue	1,746
19.	Penn	1,746

Games through Mar. 17.

-GOBEARCATS.COM-



FIFTH THIRD ARENA RENOVATION BEGINS IN APRIL 2017

Fifth Third Arena, the home of Cincinnati basketball since the start of the 1989-90 season, will undergo a privately-funded \$87-million renovation following the 2016-17 campaign.

Construction is scheduled to begin in April 2017 and be completed prior to the 2018-19 campaign.

"Our entire University has grown and transformed into one of the best in the country over the past 15 years, both academically and aesthetically," men's basketball head coach Mick Cronin said. "This arena will be awesome. The planning has been meticulous and the first-class, new design is as good as I've seen across all of college basketball. This building is about our future and is a testament to the commitment our University and donors have toward our programs."

Proposed improvements to the facility, built in 1989 and originally named the Myrl H. Shoemaker Center, include the creation of a 360-degree seating bowl, new HD scoreboard, ribbon boards, sound system, an LED lighting system which will allow for enhanced gameday presentation, new restroom and concession facilities, a new upper-level concourse with its own fan amenities, expanded food and beverage options and a new main entrance and plaza with centralized ticketing and guest services. The renovated arena also will feature upgraded locker room spaces, expanded premium seating options, including a courtside club, arena club and concourse club as well as enclosed suites, loge seating, a new Bearcats Lounge and super suites.

"We are inspired by the passionate engagement from the Board of Trustees, campus leadership and key constituents who are making a bold commitment to our athletic program and the campus community," UC Director of Athletics Mike Bohn said.

Those interested in making a gift to the construction of the arena should contact the UCATS office at 513-556-0735.

ARENA WEBSITE: OURHOUSE2018.COM

The University of Cincinnati Department of Athletics has launched a website for the upcoming Fifth Third Arena Renovation titled **OurHouse2018.com**.

The website, created in conjunction with the University's Office of Creative Services, was developed to provide Bearcats fans current and up-to-date information on the arena construction project which is already underway.

OurHouse2018.com features an updated fly-through of the arena renovations, new renderings and information for those interested in purchasing tickets, premium seating or making a donation to the \$87-million privately-funded project.

SIXTH-FLOOR SUITES READY FOR 2016-17 SEASON

Fans visiting the University of Cincinnati's Fifth Third Arena this fall will have the opportunity to take part in a new premium seating experience for the 2016-17 season.

The addition of four luxury suites on the sixth floor of the arena is the first phase of an \$87-million renovation of the 26-year old venue which will kick off in earnest following the close of the 2016-17 basketball season.

The 18-seat suites overhang the north baseline of the court.

BEARCATS TO PLAY GAMES AT BB&T ARENA IN 2017-18

Cincinnati men's basketball will play its 2017-18 home schedule at Northern Kentucky University's BB&T Arena.

The offsite schedule is due to the upcoming \$87-million renovation of Fifth Third Arena which begins in earnest this March and will conclude in October 2018.

"We are excited for the opportunity to play in one of the newest facilities in the area," UC Director of Athletics Mike Bohn said. "This was a long, thorough and engaging process with numerous stakeholders throughout our region. Hamilton County officials were all in for the right reasons and a key part of our discussions. The tri-state area is unique because of its regionality which encompasses a large swath of our fan base. All of those factors helped us make the right decision for our department and University while being fiscally responsible and providing an outstanding experience for our student-athletes, fans, students, donors and supporters."

BB&T Arena was built in 2008 and will provide the Bearcats a state-of-the-art facility a short drive from UC's campus. The 9,400-seat multipurpose arena is located seven miles from downtown Cincinnati and features 12 luxury suites, a pair of party suites and 8,000 parking spaces within a five-minute walk to the arena. A four-sided video board, statistics boards and ribbon boards will keep fans up-to-date on what is going on in-game.



THE CRONIN FILE

- » **Hometown:** Cincinnati, Ohio
- » **Alma Mater:** Cincinnati '97
- » **Family:** daughter, Samantha

COACHING EXPERIENCE

- » **1998-2001:**
Assistant Coach, Cincinnati
- » **2002-2003:**
Associate Head Coach, Louisville
- » **2004-2006:**
Head Coach, Murray State
- » **2007-Present:**
Head Coach, Cincinnati

AWARDS

- » 2014 American Athletic Conference Coach of the Year
- » 2014 NABC District 25 Coach of the Year
- » 2014 Finalist for USBWA Henry Iba Award
- » 2006 Ohio Valley Conference Coach of the Year

NOTES & ACCOMPLISHMENTS

- » One of only six coaches to take his team to the NCAA Tournament in each of the last seven years, joining Mark Few (Gonzaga), Tom Izzo (Michigan State), Mike Krzyzewski (Duke), Bill Self (Kansas) and Roy Williams (North Carolina).
- » Leads the nation in Division I wins (306) and NCAA Tournament appearances (nine) among active coaches age 45 or younger entering the 2016-17 campaign.
- » Cincinnati has ranked among the nation's top 25 defenses each of the last five seasons in scoring defense, field-goal percentage defense and blocks per game.
- » The Bearcats claimed the 2014 American Athletic Conference regular-season crown.
- » Murray State won the 2004 Ohio Valley Tournament crown and the 2006 OVC regular-season and tournament title.
- » Cronin has directed nine teams to the NCAA Tournament as a head coach and advanced 14 teams to the Big Dance as a head coach or assistant.

CINCINNATI HEAD COACH MICK CRONIN

The second decade of the Mick Cronin began with the start of the 2016-17 campaign. Ten years after returning to his alma mater and hometown city in March 2006 with a determined work ethic, steady approach and vision for rebuilding the proud University of Cincinnati basketball program, Cronin has the Bearcats on solid footing poised for more prominence.

Though his first squad featured only one returning starter in 2006-07, Cronin tirelessly went to work setting the culture necessary to building long-term success while competing within arguably the sport's toughest league ever organized – the old BIG EAST Conference. Despite the surroundings, Cincinnati began the retooling process, becoming the only program from a major conference to improve its win total every season from 2007 to 2011, building from 11 wins in 2007 to 26 victories and a return to the NCAA Tournament in 2011.

Now a fixture at the Big Dance, Cincinnati can include itself on an elite list of eight programs appearing in six consecutive NCAA Tournaments, along with Duke, Gonzaga, Kansas, Michigan State, North Carolina, VCU and Wisconsin.

SEVEN CONSECUTIVE TRIPS TO THE NCAA TOURNAMENT

2016-17: Cincinnati enters the 2017 NCAA Second Round with a 30-5 overall mark, the second-most wins in school history. The Bearcats tied the school record for league victories while earning a 16-2 league mark and finishing second. UC posted an 18-0 home record, the fourth undefeated season at Fifth Third Arena. The Bearcats have been ranked by the national polls, a Cronin-era record 16 weeks this season. Cronin registered his 300th career victory against Tulsa (2/18).

2015-16: Cincinnati won 11 of its final 15 games of the regular season, including a 61-54 win over then-No. 24 SMU on March 6, to register its sixth consecutive NCAA Tournament appearance. Junior Troy Caupain received First Team American Athletic Conference accolades while sophomore Gary Clark was named the league's defensive player of the year and second-team all-conference honoree. The Bearcats finished 22-11 overall and tied for third in the league with a 12-6 mark.

2014-15: A young, inexperienced group of newcomers and role players overcame the loss of its head coach due to health reasons and banded together to register a 23-11 mark and achieve the program's first third-round NCAA Tournament appearance since 2012. UC finished third in the conference but swept league-winner SMU and registered a victory at second-place Tulsa (in the only meeting between the schools) to secure the school's fifth consecutive NCAA Tournament invite. The Bearcats outlasted Purdue 66-65 in overtime in the second round of the NCAA Tournament before falling to previously unbeaten Kentucky, 64-51.

2013-14: Cincinnati won a share of the inaugural American Athletic Conference regular-season crown, the program's first conference title since 2003-04, behind the efforts of AP All-American Sean Kilpatrick and league defensive player of the year Justin Jackson. Kilpatrick led The American with 20.6 points per game and Cronin was named The American's Coach of the Year in leading UC to a 27-7 record – its most wins since 2001-02. The Bearcats strung together 15 consecutive wins, including their first 11 league games. UC was listed among the top 15 teams in the AP poll during each of the last eight weeks of the regular season, climbing as high as seventh.

2012-13: Senior Cashmere Wright fought through nagging injuries and, along with fellow senior JaQuon Parker and junior Sean Kilpatrick, helped lead the Bearcats to a 22-12 overall record and third consecutive NCAA Tournament appearance. Wright finished his career as UC's all-time steals leader (198) and Cronin claimed his 200th career coaching win. The Bearcats ranked sixth nationally with 6.1 blocks per game.

2011-12: Cincinnati advanced to the NCAA Sweet 16, registered 26 wins for the second consecutive season and defeated a school record eight nationally ranked teams, including No. 2 Syracuse in the semifinals of the BIG EAST Championship. The Bearcats posted a school-record 12 wins in the BIG EAST en route to tying for fourth place in the league standings and finishing as runners up in the league tournament. Yancy Gates capped off his career as one of only six players in program history to compile more than 1,400 points and 900 rebounds. The Bearcats outlasted Texas and Florida State before falling to Ohio State in the NCAA Tournament.

2010-11: Cincinnati won its first 15 games of the season and closed strong with five victories in its last six regular-season contests to secure its first NCAA Tournament appearance since 2005. Yancy Gates led the Bearcats with 11.9 points and 6.9 rebounds and Sean Kilpatrick was named to the BIG EAST All-Rookie team. UC defeated Missouri 78-63 before falling to eventual national champion UConn 69-58 in the third round of the NCAA Tournament. The Bearcats finished 26-9 overall.

Tenacious defense and continuous all-out effort reflect the Bearcats' standard. Cincinnati is one of only two programs in the nation (along with Louisville) to rank among the top 25 in scoring defense in each of the last five seasons. The Bearcats allowed only 55.8 points a game in 2014-15, the third fewest in school history (since 1960).

You can also find Cincinnati's name listed among the top 25 teams in field-goal percentage defense and blocks per game in each of the last five seasons. The 2012-13 Bearcats squad set Cronin-era high marks, ranking 14th in field-goal percentage defense (.387) and sixth in blocks (6.1).

After 10-plus seasons at Cincinnati, Cronin has compiled a 236-134 mark and owns a 305-158 record in 13-plus years as a college head coach. He wraps up the 2016-17 campaign as the nation's winningest active coach age 45 or younger and the fourth winningest active coach under the age of 50 (birth dates as of Nov. 1, 2016).

PRIOR TO CINCINNATI

Success seems to follow Cronin, who came to Cincinnati after serving three years as head coach at Murray State (2004-06). As mentor of the Racers, Cronin compiled a 69-24 overall record while earning a pair of NCAA tournament berths.

In his debut season as head coach, Cronin directed Murray State to a school-best 28-6 record, the Ohio Valley Conference Tournament championship and an NCAA Tournament appearance. His 28 wins were the sixth most in NCAA history for a first-year head coach at the time. He earned OVC Coach of the Year honors two seasons later, guiding Murray State to another OVC regular-season title, league tournament crown and NCAA Tournament appearance with a 24-6 mark in 2005-06.

Prior to Murray State, Cronin built a sterling reputation for his ability to evaluate and recruit top talent. In his stint at UC as an assistant coach for Bob Huggins from 1997-2001, Cronin recruited several top players, including NBA Draft selections Steve Logan (Golden State); DerMarr Johnson (Atlanta); Pete Miceal (Dallas); Kenny Satterfield (Dallas); and Jason Maxiell (Detroit).

Following the 2000-01 season, Cronin became the associate head coach and recruiting coordinator at Louisville, under Rick Pitino. In his first year, Cronin helped attract a top-10 ranked recruiting class.

COMMUNITY INVOLVEMENT

Cronin's passion for success on the court also carries over to the local community where he is committed to making a difference. He currently serves as a board member on the American Cancer Society's Coaches vs. Cancer of Southwest Ohio chapter.

He also assists with a major fundraising event - Soul of the City Soiree - for Our Daily Bread that has generated more than \$100,000 each of the past four years to assist the soup kitchen and community center in Cincinnati.

Cronin also annually speaks with the Young Executive Group of the Catholic Inner-City Schools Education (CISE) Fund. The group raises money from area corporations to help give children from low income urban settings the opportunity to attend Catholic schools.

During the 2013-14 season, Cronin also wrote a column in the Cincinnati Enquirer highlighting the dangers of texting while driving as part of the AT&T sponsored "It Can Wait" campaign. He spotlighted the campaign again during an on-campus awareness event in October 2014.

PATH TO COACHING

Cronin has long held great pride in the Queen City, the University of Cincinnati and the sport of basketball. As a child growing up on the west side of town, he used to follow his father Harold "Hep" Cronin -- a highly successful local high school coach with more than 400 career wins -- around the gyms of Cincinnati. A product of LaSalle High School, Cronin had his playing career end sooner than expected due to a knee injury in high school.

That didn't stop his desire to find his place in basketball. While completing his undergraduate degree at UC, Cronin served as assistant varsity coach and head junior varsity coach at Woodward High School. He helped develop six players who went on to play Division I college basketball, including former Bearcat Damon Flint, who ranks among the top 25 scorers in program history.

Cronin made the jump from high school to college coaching during the 1996-97 season joining Huggins as video coordinator at UC. A year later, Cronin was elevated to an assistant coach for the Bearcats, setting the stage for his long tenure in college basketball.

Cronin resides in Cincinnati with his 10-year old daughter, Samantha.



CRONIN'S YEARLY COACHING RECORD

SEASON	SCHOOL (CONF.)	POSITION	RECORD/CONF.	POSTSEASON (RECORD)
1996-97	Cincinnati (C-USA)	Video Coordinator		
1997-98	Cincinnati (C-USA)	Asst. Coach	27-6/14-2	NCAA West Regional (1-1)
1998-99	Cincinnati (C-USA)	Asst. Coach	27-6/12-4	NCAA East Regional (1-1)
1999-00	Cincinnati (C-USA)	Asst. Coach	29-4/16-0	NCAA South Regional (1-1)
2000-01	Cincinnati (C-USA)	Asst. Coach	25-10/11-5	NCAA West Regional Semis(2-1)
2001-02	Louisville (C-USA)	Assoc. Head Coach	19-13/8-8	NIT (1-1)
2002-03	Louisville (C-USA)	Assoc. Head Coach	25-7/11-5	NCAA East Reg. (1-1)
2003-04	Murray State (OVC)	Head Coach	28-6/14-2	NCAA Atlanta Reg. (0-1)
2004-05	Murray State (OVC)	Head Coach	17-11/11-5	---
2005-06	Murray State (OVC)	Head Coach	24-7/17-3	NCAA Washington Reg. (0-1)
Murray State Totals		3 years	69-24/42-10	.742/.808
2006-07	Cincinnati (BIG EAST)	Head Coach	11-19/2-14	---
2007-08	Cincinnati (BIG EAST)	Head Coach	13-19/8-10	Col. Basketball Invit. (0-1)
2008-09	Cincinnati (BIG EAST)	Head Coach	18-14/8-10	---
2009-10	Cincinnati (BIG EAST)	Head Coach	19-16/7-11	NIT (1-1)
2010-11	Cincinnati (BIG EAST)	Head Coach	26-9/11-7	NCAA Third Round (1-1)
2011-12	Cincinnati (BIG EAST)	Head Coach	26-11/12-6	NCAA East Regional Semis (2-1)
2012-13	Cincinnati (BIG EAST)	Head Coach	22-12/9-9	NCAA Second Round (0-1)
2013-14	Cincinnati (American)	Head Coach	27-7/15-3	NCAA Second Round (0-1)
2014-15	Cincinnati (American)	Head Coach	23-11/13-5	NCAA Third Round (1-1)
2015-16	Cincinnati (American)	Head Coach	22-11/12-6	NCAA West Region (0-1)
2016-17	Cincinnati (American)	Head Coach	30-5/16-2	
Cincinnati Totals		11th year	237-134/113-83	.639/.577
Head Coaching Totals		14th year	306-158/155-93	.659/.625

CRONIN'S RECORD AGAINST ALL OPPONENTS

SCHOOL	W-L	SCHOOL	W-L	SCHOOL	W-L
Alabama	1-0	Kentucky	0-1	SE Louisiana	1-0
Alabama State	1-0	Lipscomb	2-0	Southern Miss	1-0
Albany	1-0	Louisville	5-7	South Carolina Upstate	1-0
Appalachian State	1-0	Marquette	3-4	South Dakota	1-0
Arkansas-Little Rock	1-0	Marshall	2-1	St. Francis (Pa.)	2-0
Arkansas-Pine Bluff	3-0	Maryland	1-0	St. John's	5-6
Arkansas Tech	1-0	Maryland Eastern Shore	1-0	Saint Joseph's	0-0
Austin Peay	4-1	Memphis	5-5	St. Mary's (Calif.)	0-1
Belmont	0-1	Miami (Ohio)	5-0	Stony Brook	1-0
Bowling Green	2-1	Middle Tennessee	2-0	Syracuse	2-6
Bradley	0-1	Mississippi State	1-0	Texas	1-0
Brown	1-0	Mississippi Valley State	1-0	TCU	1-0
Butler	0-2	Missouri	1-1	Temple	6-3
Cal-State Bakersfield	1-0	Morehead State	8-0	Tennessee	0-1
Cal-Davis	1-0	Morgan State	1-0	Tennessee State	5-1
Campbell	2-0	Mount St. Mary's	1-0	Tennessee Tech	3-2
Campbellsville	1-0	Nebraska	2-1	Tennessee-Martin	9-0
Central Michigan	1-0	New Mexico	0-2	Texas A&M-CC	1-1
Charleston Southern	1-0	Norfolk State	1-0	Texas-San Antonio	2-0
Chicago State	3-0	North Carolina	0-1	Texas Southern	3-0
Cincinnati	0-1	North Carolina A&T	1-0	Toledo	2-0
Coastal Carolina	2-0	North Carolina Central	2-0	Tulane	4-1
Creighton	0-1	NC State	3-1	Tulsa	4-1
Dayton	1-1	Northwestern State	1-0	UAB	1-4
Delaware State	2-0	Notre Dame	3-7	UCF	6-1
DePaul	6-3	Oakland	1-0	UConn	10-13
East Carolina	4-1	Ohio	0-1	UMass Lowell	1-0
Eastern Illinois	6-1	Ohio State	0-2	UNLV	1-0
Eastern Kentucky	6-1	Oklahoma	2-0	USC Upstate	2-0
Fairfield	1-0	Ole Miss	0-1	USF	12-4
Fairleigh Dickinson	1-0	Oregon	1-0	Utah Valley	1-0
Florida A&M	1-0	Penn State	1-0	Vanderbilt	1-0
Florida State	1-1	Pittsburgh	4-8	Villanova	4-4
Georgetown	6-6	Prairie View A&M	1-0	VCU	1-1
Georgetown College	1-0	Presbyterian	0-1	Wagner	2-0
George Washington	1-0	Providence	4-5	Weber State	1-0
Georgia	1-0	Purdue	1-0	West Florida	1-0
Georgia Southern	1-0	Radford	1-0	West Virginia	3-5
Gonzaga	0-1	Rhode Island	0-1	Western Carolina	2-0
Harvard	0-1	Rice	2-0	Western Illinois	1-0
High Point	1-0	Robert Morris	1-0	Western Kentucky	1-1
Houston	7-1	Rutgers	8-4	Winthrop	1-0
Howard	1-0	Saint Joseph's	0-1	Wofford	0-1
Illinois	0-1	Samford	3-3	Wright State	3-0
Illinois-Chicago	1-0	San Diego State	1-0	Xavier	4-7
Illinois State	0-1	Savannah State	1-0		
Iowa State	2-1	Seton Hall	4-3		
IPFW	1-0	SIU-Edwardsville	2-0		
Jacksonville State	6-0	SMU	5-4		
Kansas State	1-0	SE Missouri State	5-2		
Kennesaw State	1-0	Southern Illinois	1-2		

2016-17 opponents in
boldface

CINCINNATI'S DEFENSIVE NUMBERS UNDER CRONIN

CINCINNATI'S DEFENSIVE STATISTICS DURING THE MICK CRONIN ERA (11TH SEASON; 2007-PRESENT)

YEAR	UC RECORD	OPP FGM-FGA	OPP FG%	OPP 3FGM-3FGA	OPP 3FG%	OPP PPG	GAMES ALLOWED <70 PTS	GAMES ALLOWED <60 PTS	GAMES ALLOWED <50 PTS	GAMES ALLOWED <40% FG	GAMES ALLOWED <35% FG	FORCED TURNOVERS	UC BLOCKS	UC STEALS
2006-07	11-19	685-1539	.445	231-612	.377	67.7	14	8	2	8	4	451	58	230
2007-08	13-19	717-1669	.430	209-621	.337	67.8	18	7	2	8	3	380	73	169
2008-09	18-14	752-1802	.417	186-581	.320	66.3	19	10	3	13	7	406	103	183
2009-10	19-16	807-1954	.413	230-676	.340	66.5	23	12	1	13	5	423	107	199
2010-11	26-9	735-1790	.411	171-529	.323	(9th) 59.6	30	18	7	17	7	492	129	258
2011-12	26-11	849-2063	.412	207-641	.323	(40th) 61.5	29	15	4	16	7	518	(44th) 170	(43rd) 298
2012-13	22-12	716-1851	(14th) .387	171-562	(34th) .304	(22nd) 59.0	30	18	3	16	9	452	(7th) 208	240
2013-14	27-7	690-1745	(19th) .395	182-568	.320	(4th) 58.4	31	19	6	19	8	485	(20th) 188	(24th) 268
2014-15	23-11	700-1804	(15th) .388	192-601	.319	(6th) 55.8	33	22	7	21	11	409	(11th) 185	222
2015-16	22-11	750-1907	(13th) .393	240-672	.357	(12th) 63.3	24	15	2	20	7	450	(9th) 192	(34th) 257
2016-17	30-5	736-1913	.385	240-702	.342	60.8	26	17	3	19	10	473	177	258

National ranking in parentheses; Cronin-era bests in boldface

THE POLLS

ASSOCIATED PRESS POLL (MAR. 13)

Rk.	Team (First Place Votes)
1	Villanova (59)
2	Gonzaga (6)
3	Kansas
4	Arizona
5	Kentucky
6	North Carolina
7	Duke
8	UCLA
9	Oregon
10	Louisville
11	SMU
12	Baylor
13	West Virginia
14	Notre Dame
15	Purdue
16	Florida State
17	Iowa State
18	Cincinnati
19	Wichita State
20	Florida
21	Butler
22	Saint Mary's
23	Michigan
24	Virginia
25	Wisconsin

OTHERS RECEIVING VOTES:

Middle Tennessee 37, Minnesota 20, Rhode Island 13, Creighton 11, Oklahoma State 8, Iowa 8, Nevada 5, Princeton 5, Vermont 4, Virginia Tech 3, Seton Hall 2, VCU 1, Arkansas 1, Northwestern 1.

USA TODAY COACHES POLL (MAR. 6)

Rk.	Team (First Place Votes)
1	Villanova (27)
2	Gonzaga (1)
3	Kansas (2)
4	Arizona
5	Kentucky
6	UCLA
7	Duke
8	North Carolina
9	Oregon
10	Louisville
11	Baylor
12	West Virginia
13	SMU
14	Notre Dame
15	Purdue
16	Cincinnati
17	Florida
18	Florida State
19	Wichita State
20	Iowa State
21	Saint Mary's
22	Wisconsin
23	Virginia
24	Butler
25	Middle Tennessee

OTHERS RECEIVING VOTES:

Michigan 56, Minnesota 14, Northwestern 13, Vermont 12, Creighton 11, Oklahoma State 9, Xavier 9, UNC Wilmington 5, Maryland 4, California 4, USC 3, Dayton 1, South Carolina 1, Arkansas 1.

CINCINNATI'S WEEKLY RANKINGS

Associated Press	Week	USA Today
RV	Preseason	25
24	Nov. 14	25
RV	Nov. 21	RV
RV	Nov. 28	RV
22	Dec. 5	23
25	Dec. 12	23
24	Dec. 19	23
23	Dec. 26	23
22	Jan. 2	22
22	Jan. 9	22
20	Jan. 16	20
19	Jan. 23	19
14	Jan. 30	14
11	Feb. 6	11
18	Feb. 13	17
15	Feb. 20	16
18	Feb. 27	20
15	Mar. 6	18
18	Mar. 13	16

2016-17 AMERICAN ATHLETIC CONFERENCE

2016-17 AMERICAN CONFERENCE STANDINGS (THRU MAR. 17)

Team	AAC	Pct.	Overall	Pct.
SMU	17-1	.944	30-5	.857
Cincinnati	16-2	.889	30-5	.857
Houston	12-6	.667	21-11	.656
UCF	11-7	.611	22-11	.667
Memphis	9-9	.500	19-13	.594
UConn	9-9	.500	16-17	.485
Tulsa	8-10	.444	15-17	.469
Temple	7-11	.389	16-16	.500
East Carolina	6-12	.333	15-18	.455
Tulane	3-15	.167	6-25	.194
USF	1-17	.056	7-23	.233

2017 AMERICAN POSTSEASON HONORS

FIRST TEAM ALL-CONFERENCE

Jalen Adams, UConn
 Darnell Dotson, Houston
 Rob Gray, Houston
 Dedric Lawson, Memphis
 Semi Ojeleye, SMU

SECOND TEAM ALL-CONFERENCE

Sterling Brown, SMU
 Troy Caupain, Cincinnati
 Shake Milton, SMU
 Ben Moore, SMU
 B.J. Taylor, UCF
 Kyle Washington, Cincinnati

ALL-ROOKIE TEAM

Jarron Cumberland, Cincinnati
 Vance Jackson, UConn
 K.J. Lawson, Memphis
 Quinton Rose, Temple
 Jeremy Sheppard, East Carolina

DEFENSIVE PLAYER OF THE YEAR

Tacko Fall, UCF

MOST IMPROVED PLAYER

Cameron Reynolds, East Carolina

SIXTH MAN OF THE YEAR

Jarron Cumberland, Cincinnati
 Ben Emelogu, SMU

SPORTSMANSHIP AWARD

Troy Caupain, Cincinnati

PLAYER OF THE YEAR

Semi Ojeleye, SMU

COACH OF THE YEAR

Tim Jankovich, SMU

ROOKIE OF THE YEAR

K.J. Lawson, Memphis

SCHOLAR-ATHLETE OF THE YEAR

Semi Ojeleye, SMU

ALL-TOURNAMENT TEAM

Semi Ojeleye, SMU - Most Outstanding Player
 Jalen Adams, UConn
 Sterling Brown, SMU
 Gary Clark, Cincinnati
 Jacob Evans, Cincinnati
 Ben Moore, SMU

CINCINNATI IN THE AMERICAN 2016-17 TEAM STATISTICS (THRU MAR. 12)

CATEGORY	[*NATIONAL] LEAGUE RANK (STAT)
Scoring	1st (74.7)
Scoring	2nd (74.5)
Scoring Defense.....	[5th] 3rd (60.8)
Scoring Margin	[11th] 2nd (+13.6)
Free Throw Pct.	7th (.683)
Field Goal Pct.	2nd (.454)
Field Goal Pct. Defense.....	[8th] 3rd (.385)
3-Pt Field Goal Pct.	7th (.343)
3-Pt Field Goal Pct. Defense	7th (.341)
Rebounding Offense	2nd (35.8)
Rebounding Defense	3rd (32.7)
Rebounding Margin	3rd (+4.5)
Blocked Shots.....	[23rd] 3rd (5.1)
Assists	[23rd] 3rd (15.8)
Steals	[27th] 1st (7.7)
Turnover Margin	[12th] 2nd (+3.7)
Assist-to-Turnover Ratio	[4th] 1st (1.6)
Offensive Rebounds	2nd (12.4)
Defensive Rebounds	7th (24.8)
3-Pt Field Goals Made.....	4th (7.6)

INDIVIDUAL STATISTICS

PLAYER	[*NATIONAL] LEAGUE RANK (STAT)
Scoring	
Jacob Evans.....	12th (13.7)
Kyle Washington	T-16th (13.1)
Gary Clark	26th (10.7)
Troy Caupain	28th (10.1)

Rebounding

Gary Clark	T-4th (7.9)
Kyle Washington	11th (6.9)

Field Goal Shooting Percentage

Gary Clark	4th (.525)
Kyle Washington	5th (.513)
Jacob Evans.....	12th (.471)

Assists

Troy Caupain	4th (4.6)
--------------------	-----------

Steals

Kevin Johnson.....	8th (1.3)
Jacob Evans.....	T-10th (1.3)
Troy Caupain	13th (1.2)

Three-Pointer Field Goal Percentage

Jacob Evans.....	5th (.418)
------------------	------------

Three-Pointers Made

Jacob Evans.....	12th (1.9)
------------------	------------

Blocked Shots

Kyle Washington	8th (1.2)
Gary Clark	10th (1.2)

Assist-Turnover Ratio

Troy Caupain	[4th] 1st (3.8)
--------------------	-----------------

Offensive Rebounds

Gary Clark	[49th] 2nd (3.0)
Kyle Washington	10th (2.2)

Defensive Rebounds

Kyle Washington	11th (4.9)
Gary Clark	13th (4.6)

Minutes Played

Troy Caupain	24th (31.9)
Jacob Evans.....	26th (31.3)

*National rankings (through March 12) are in brackets

CINCINNATI'S RECORD WHEN													
	06-07	07-08	08-09	09-10	10-11	11-12	12-13	13-14	14-15	15-16	16-17	TOTAL	
Home games	10-8	10-7	13-5	13-5	15-3	14-4	13-5	18-1	15-3	14-3	18-0	151-44	
Away games	0-9	3-11	4-7	2-9	7-4	7-5	5-5	7-3	6-5	6-6	9-3	56-67	
Neutral site games	1-2	0-1	1-2	4-2	4-2	5-2	4-2	2-3	2-3	2-2	3-2	28-23	
Conference games	2-14	8-10	8-10	7-11	11-7	12-6	9-9	15-3	13-5	12-6	16-2	112-83	
vs. Top 25 teams	0-4	2-5	1-7	3-6	3-7	8-4	2-8	4-2	2-1	1-3	2-4	28-51	
Overtime games	2-0	1-1	2-1	0-3	1-0	1-2	2-1	0-0	2-1	0-3	2-0	13-12	
Lead at halftime	6-1	10-3	11-3	13-4	25-0	18-3	15-3	23-1	17-3	19-5	24-1	280-27	
Trail at halftime	4-17	3-15	6-11	4-11	0-9	7-8	7-9	1-6	5-8	1-6	5-2	43-102	
Tied at halftime	1-1	0-1	1-0	2-1	1-0	1-0	0-0	3-0	1-0	2-0	1-2	13-5	
Lead with 10:00 remaining	10-1	9-1	14-1	13-3	26-0	18-4	19-1	23-1	20-3	22-3	27-1	255-19	
Trail with 10:00 remaining	1-18	1-18	3-13	6-11	0-9	7-7	3-9	3-6	3-8	0-7	3-4	30-110	
Tied with 10:00 remaining	0-0	3-0	1-0	0-2	0-0	1-0	0-2	1-0	0-0	0-1	0-0	6-5	
Lead with 5:00 remaining	9-3	11-1	17-1	18-2	25-0	19-4	19-2	26-0	24-1	19-4	28-0	215-18	
Trail with 5:00 remaining	0-16	2-17	1-13	0-13	0-9	5-7	2-9	1-7	0-8	1-6	2-5	14-110	
Tied with 5:00 remaining	2-0	0-1	0-0	1-1	1-0	2-0	1-1	0-0	0-2	1-1	0-0	8-6	
Lead with 2:00 remaining	10-2	11-1	16-0	18-2	25-1	23-2	19-2	25-1	23-1	19-3	27-0	217-15	
Trail with 2:00 remaining	0-17	1-17	2-14	1-14	0-8	3-9	1-10	2-6	1-9	2-7	3-4	16-115	
Tied with 2:00 remaining	1-0	1-1	0-0	0-0	1-0	0-0	2-0	0-0	0-1	0-1	0-1	5-4	
Shoot better from the field	8-2	8-3	13-1	15-4	22-0	16-2	15-1	21-0	21-3	16-5	24-0	179-21	
Shoot worse from the field	3-17	5-16	5-13	4-12	4-9	8-9	4-11	6-7	2-8	6-6	6-5	53-113	
Shoot 50% or better	0-2	0-0	4-1	8-1	7-0	6-0	4-0	3-0	9-1	4-2	14-0	59-7	
Shoot below 50%	11-17	13-19	14-13	11-15	16-8	20-11	18-12	24-7	14-9	16-9	16-5	173-125	
Opp. shoots 50% or better	1-9	0-6	0-6	0-2	2-4	1-2	0-1	1-3	0-2	2-3	2-1	9-39	
Opp. shoots below 50%	10-10	13-13	18-8	19-14	22-5	24-9	22-11	25-4	22-9	19-7	28-4	222-94	
Opp. shoots below 40%	7-1	6-1	9-3	10-3	17-0	15-1	16-1	17-1	16-5	17-2	19-1	149-19	
Make 7 or fewer 3-pointers	10-12	8-12	7-11	13-12	21-6	12-9	12-9	22-7	20-11	9-5	18-3	151-97	
Make 8 or more 3-pointers	1-7	5-7	11-3	6-4	6-4	14-2	10-3	5-0	3-0	13-6	12-2	86-38	
Shoot more FTs than opp.	7-3	6-3	12-1	11-2	22-2	16-4	16-3	20-2	20-6	14-3	19-2	163-31	
Out-rebound the opponent	9-5	10-11	13-4	17-8	24-3	10-4	17-8	19-4	18-8	18-7	24-2	188-64	
Opponent out-rebounds UC	2-14	3-7	2-9	2-8	2-5	13-6	3-4	8-2	3-3	3-2	6-3	47-63	
Same number of rebounds	0-0	0-1	3-1	0-0	0-1	3-1	2-0	0-1	1-1	1-2	0-0	10-8	
Commit fewer turnovers	7-11	4-5	9-3	7-6	16-6	22-5	14-4	16-4	13-3	17-2	25-3	150-52	
Commit the same or more TOs	4-8	9-14	9-11	12-10	9-2	4-3	8-7	11-3	10-8	3-10	5-1	84-75	
Commit 12 or fewer turnovers	7-9	4-7	5-4	5-5	10-5	17-7	8-8	20-4	13-5	14-6	23-5	126-65	
Outscore opponents' bench	6-8	8-6	15-9	19-11	24-7	13-3	11-6	17-1	14-7	15-6	19-2	161-66	
1-3 point games	1-4	5-5	2-0	4-5	2-1	5-4	2-3	4-2	1-4	2-6	4-0	42-34	
4-5 point games	0-1	2-1	2-1	3-2	0-2	6-0	2-2	4-1	2-1	4-1	0-2	25-14	
6-10 point games	5-2	2-6	5-6	4-4	7-2	5-3	7-4	2-2	8-1	3-3	7-2	55-35	
11-19 point games	4-10	3-5	4-4	4-4	8-5	4-2	6-2	9-1	7-4	6-1	8-1	63-39	
20-plus point games	1-2	1-2	5-3	4-1	9-1	7-1	5-1	8-1	5-1	7-0	11-0	63-13	
Score 59 or fewer points	0-9	3-7	1-6	0-7	3-8	3-7	1-9	2-7	6-11	2-4	4-3	25-76	
Score 60-69 points	6-7	8-7	4-6	9-4	9-1	7-4	9-3	11-0	9-0	8-2	6-1	85-35	
Score 70 or more points	5-3	2-5	13-2	10-5	14-0	16-2	12-0	14-0	8-0	12-5	20-1	126-23	
Hold opp. to 50 or fewer points	3-0	3-0	4-0	1-0	7-0	3-2	4-0	7-0	9-2	4-0	6-0	51-4	
Hold opp. to 51-60 points	3-4	5-1	6-2	9-2	12-1	12-3	12-4	11-3	10-3	12-1	11-2	104-26	
Hold opp. to 61-70 points	3-2	5-5	5-3	7-4	5-5	10-1	4-7	7-3	4-5	3-5	8-0	61-41	
Opp. scores 70-plus points	2-13	0-13	3-9	2-10	2-3	1-5	2-1	2-1	0-1	2-4	5-3	21-63	
November	5-1	4-2	5-1	4-1	5-0	4-2	6-0	6-0	5-1	7-0	5-1	56-9	
December	4-3	1-5	5-2	5-2	9-0	6-1	7-1	5-2	4-2	3-4	6-1	54-23	
January	1-7	5-4	4-4	5-4	4-4	5-4	4-3	9-0	6-2	6-2	8-0	57-34	
February	1-7	3-3	4-3	2-5	4-3	6-2	2-5	4-2	5-4	5-2	6-2	42-38	
March	0-1	0-5	0-4	3-4	4-2	5-2	2-3	3-3	3-2	1-3	5-1	26-30	
Monday	0-0	1-0	3-2	2-2	2-0	2-1	2-2	1-0	0-0	0-0	1-0	14-7	
Tuesday	0-2	1-1	1-2	4-2	3-0	2-0	4-0	6-0	5-1	3-2	1-0	30-10	
Wednesday	4-5	4-5	4-1	7-3	9-1	7-0	3-1	2-0	5-1	2-1	6-0	53-18	
Thursday	0-1	0-2	3-0	1-2	3-1	3-1	1-3	5-1	3-1	3-3	6-0	28-15	
Friday	1-0	1-1	0-1	0-0	1-0	4-1	1-2	2-1	2-1	2-2	3-0	17-9	
Saturday	5-7	6-5	6-5	5-3	8-4	5-7	10-2	8-5	5-6	6-3	8-2	71-55	
Sunday	1-4	0-5	1-3	0-4	0-3	3-1	2-1	2-0	3-1	6-0	5-3	23-25	

BEARCATS STARTING LINEUPS	
OPPONENT	UC STARTERS
<i>Bellarmino (EXH.)</i>	<i>Jenifer, Caupain, Johnson, Clark, Washington</i>
Brown	Caupain, Johnson, Evans, Clark, Washington
Albany	Caupain, Johnson, Evans, Clark, Washington
vs. Rhode Island	Caupain, Johnson, Evans, Clark, Washington
vs. Penn State	Caupain, Johnson, Evans, Clark, Washington
Samford	Caupain, Johnson, Evans, Clark, Washington
Lipscomb	Caupain, Johnson, Evans, Clark, Washington
at Iowa State	Caupain, Johnson, Evans, Clark, Washington
Bowling Green	Caupain, Johnson, Evans, Clark, Washington
at Butler	Caupain, Johnson, Evans, Clark, Washington
Texas Southern	Caupain, Johnson, Evans, Clark, Moore
Fairleigh Dickinson	Caupain, Johnson, Evans, Clark, Washington
Marshall	Caupain, Johnson, Evans, Clark, Washington
at Temple	Caupain, Johnson, Evans, Clark, Washington
Tulane	Caupain, Johnson, Evans, Clark, Washington
at Houston	Caupain, Johnson, Evans, Clark, Washington
SMU	Caupain, Johnson, Evans, Clark, Washington
at East Carolina	Caupain, Johnson, Evans, Clark, Washington
Temple	Caupain, Johnson, Evans, Clark, Washington
at Tulane	Caupain, Johnson, Evans, Clark, Washington
Xavier	Caupain, Johnson, Evans, Clark, Washington
USF	Caupain, Johnson, Evans, Clark, Washington
at Tulsa	Caupain, Johnson, Evans, Clark, Washington
UConn	Caupain, Johnson, Evans, Clark, Washington
UCF	Caupain, Johnson, Evans, Clark, Washington
at SMU	Caupain, Johnson, Evans, Clark, Washington
at USF	Caupain, Johnson, Evans, Clark, Washington
Tulsa	Caupain, Johnson, Evans, Clark, Washington
Memphis	Caupain, Johnson, Evans, Clark, Washington
at UCF	Caupain, Johnson, Evans, Clark, Washington
Houston	Caupain, Johnson, Evans, Tobler, Washington
at UConn	Caupain, Johnson, Evans, Clark, Washington
vs. Tulsa#	Caupain, Johnson, Evans, Clark, Washington
vs. UConn#	Caupain, Johnson, Evans, Clark, Washington
vs. SMU#	Caupain, Johnson, Evans, Clark, Washington
vs. Kansas State\$	Caupain, Johnson, Evans, Clark, Washington
vs. UCLA/Kent State\$	
# - American Championship contest	
\$ - NCAA Championship contest	

RECORD BY STARTING LINEUPS	
UC STARTERS	RECORD
Caupain, Johnson, Evans, Clark, Washington	28-5
Caupain, Johnson, Evans, Clark, Moore	1-0
Caupain, Johnson, Evans, Tobler, Washington	1-0

PLAYERS IN DOUBLE FIGURES								
# OF PLAYERS	0	1	2	3	4	5	6	7
TIMES THIS SEASON	0	0	4	14	11	5	0	1

SPECIALTY STATISTICS

OPPONENT	RESULT	IN PAINT	OFF TO	2ND CHANCE	FAST BREAK	BENCH
Brown		14	2	5	2	25
at Cincinnati	W, 84-55	48	16	18	12	21
Albany		34	13	8	8	15
at Cincinnati	W, 74-51	42	24	21	20	28
vs. Rhode Island		30	15	15	7	15
Cincinnati	L, 71-76	24	10	16	11	4
vs. Penn State		18	13	2	4	5
at Cincinnati	W, 71-50	34	17	15	6	17
Samford		10	14	7	0	10
at Cincinnati	W, 70-55	30	26	23	0	10
Lipscomb		42	12	16	8	22
at Cincinnati	W, 91-68	40	26	5	17	39
at Iowa State		26	15	7	6	17
Cincinnati	W, 55-54 (OT)	30	9	16	2	2
Bowling Green		20	6	5	6	13
at Cincinnati	W, 85-56	54	15	7	10	28
at Butler		26	11	7	0	33
Cincinnati	L, 65-75	32	8	14	6	4
Texas Southern		24	0	6	4	30
at Cincinnati	W, 96-58	51	15	10	20	51
Fairleigh Dickinson		24	12	10	8	21
at Cincinnati	W, 119-68	57	28	15	23	56
Marshall		24	14	11	3	14
at Cincinnati	W, 93-91 (OT)	48	18	17	13	15
at Temple		18	10	8	2	4
Cincinnati	W, 56-50	24	10	12	4	18
Tulane		20	12	16	6	12
at Cincinnati	W, 92-56	36	20	12	19	42
at Houston		30	10	9	6	17
Cincinnati	W, 67-58	16	12	14	4	2
SMU		24	8	12	8	0
at Cincinnati	W, 66-64	20	9	7	6	10
at East Carolina		18	14	9	4	17
Cincinnati	W, 55-46	26	6	14	10	8
Temple		22	24	6	12	19
at Cincinnati	W, 81-74	36	19	7	4	9
at Tulane		22	11	4	4	4
Cincinnati	W, 78-61	34	21	13	6	25
Xavier		12	10	4	5	16
at Cincinnati	W, 86-78	34	16	30	4	19
USF		14	7	11	6	15
at Cincinnati	W, 94-53	32	34	16	16	60
at Tulsa		26	11	10	4	11
Cincinnati	W, 57-55	18	18	4	4	7
UConn		18	9	3	7	13
at Cincinnati	W, 82-68	26	16	8	2	22
UCF		26	6	9	2	9
at Cincinnati	W, 60-50	22	14	9	11	13
at SMU		14	21	6	3	11
Cincinnati	L, 51-60	10	14	6	4	4
at USF		16	8	6	11	16
at Cincinnati	W, 68-54	36	24	12	6	10
Tulsa		14	18	5	2	8
at Cincinnati	W, 80-60	26	20	14	6	5
Memphis		42	5	3	12	3
at Cincinnati	W, 87-74	32	15	19	10	24
at UCF		16	13	6	0	7
Cincinnati	L, 49-53	16	16	8	6	13
Houston		16	3	4	2	5
Cincinnati	W, 65-47	30	22	8	4	28
at UConn		12	2	7	2	5
Cincinnati	W, 67-47	24	8	17	4	20
vs. Tulsa#		22	7	5	0	23
Cincinnati	W, 80-61	32	10	19	11	12
vs. UConn#		28	4	18	13	12
Cincinnati	W, 81-61	14	10	10	4	17
vs. SMU#		26	8	9	5	6
Cincinnati	L, 56-71	28	9	19	4	16
vs. Kansas State\$		22	9	11	4	13
Cincinnati	W, 75-61	34	12	6	2	10
vs. UCLA\$						
Cincinnati						
		IN PAINT	OFF TO	2ND CHANCE	FAST BREAK	BENCH
CINCINNATI TOTALS		1,096	567	461	291	6659
AVERAGE		31.3	16.2	13.2	8.3	19.1
OPPONENTS TOTALS		770	357	280	176	466
AVERAGE		22.0	10.2	8.0	5.0	13.3

#-American Championship contest
\$-NCAA Championship contest

OVERTIME RECORDS

UC'S OVERALL RECORD	56-55
1 OT Games	47-44
2 OT Games	8-8
3 OT Games	0-1
4 OT Games	0-2
7 OT Games	1-0

RECORDS IN OVERTIME GAMES

Home	27-17	.614
Schmidlapp Gym	3-4	.429
Schmidt Fieldhouse	0-1	.000
Music Hall	0-1	.000
Armory Fieldhouse	5-4	.556
Cincinnati Gardens	3-2	.600
U.S. Bank Arena	3-1	.750
Fifth Third Arena	14-4	.778
Away	17-30	.362
Neutral	11-8	.579

Current Streak: Won 2

Longest Winning Streak: 5 (Tay Baker - 1966-67)

Longest Losing Streak: 4 (Bob Ruess, 1943 - John Weithe, 1950)

- On Dec. 21, 1981 Cincinnati and Bradley played an NCAA-record 7-overtime game which UC won, 75-73.
- Cincinnati has been involved in two of the five NCAA tournament championship games to go into overtime. The Bearcats defeated Ohio State, 70-65, in 1961, but lost to Loyola (Ill.), 60-58, in 1963.
- In 1966-67, Cincinnati played six overtime games, winning five.

UC COACHES IN OVERTIME GAMES

COACH (YEARS)	NO.	RECORD	PCT.
Bob Huggins (1989-2005)	25	14-11	.560
Mick Cronin (2006-pres.)	25	13-12	.520
Tay Baker (1965-72)	9	7-2	.778
Ed Jucker (1960-65)	9	4-5	.444
Ed Badger (1978-83)	8	3-5	.375
Tony Yates (1983-89)	7	2-5	.286
John Wiethe (1946-52)	5	1-4	.200
George Smith (1952-60)	4	3-1	.750
Gale Catlett (1972-78)	4	2-2	.500
Frank Rice (1928-32)	4	1-3	.250
Boyd Chambers (1918-28)	3	3-0	1.000
Clark Ballard (1939-42)	2	2-0	1.000
Andy Kennedy (2005-06)	2	1-1	.250
Tay Brown (1933-37)	2	0-2	.000
John Halliday (1932-33)	1	0-1	.000
Bob Ruess (1942-44)	1	0-1	.000
Walter Van Winkle (1937-39)	0	—	—
Ray Farnham (1944-46)	0	—	—

OVERTIME GAMES IN MICK CRONIN ERA

1/20/07	W	UC 96, West Virginia 83	1	SC
2/28/07	W	UC 70, Seton Hall 67	1	SC
2/9/08	W	UC 72, Rutgers 68	1	SC
3/2/08	L	Providence 81, UC 79	1	A
12/20/08	W	UC 85, Eastern Kentucky 77	1	SC
2/7/09	W	UC 64, Georgetown 62	1	SC
3/7/09	L	Seton Hall 67, UC 63	1	SC
11/25/09	L	Gonzaga 61, UC 59	1	N
12/13/09	L	Xavier 83, UC 79	2	A
2/21/10	L	Marquette 79, UC 76	1	SC
2/19/11	W	UC 93, Providence 81	1	A
11/25/11	L	Marshall 73, UC 69	1	SC
1/21/12	L	West Virginia 77, UC 74	1	A
3/8/12	W	UC 72, Georgetown 70	2	N
1/19/13	W	UC 71, Marquette 69	1	SC
2/21/13	L	UConn 73, UC 66	1	A
3/9/13	W	UC 61, USF 53	1	SC
12/13/14	L	Nebraska 56, UC 55	2	A
12/17/14	W	UC 71, San Diego State 62	1	SC
3/19/15	W	UC 66, Purdue 65	1	N
1/16/16	L	Temple 67, UC 65	2	A
2/18/16	L	Tulsa 70, UC 68	1	A
3/11/16	L	UConn 104, UC 97	4	N
12/1/16	W	UC 55, Iowa State 54	1	A
12/22/16	W	UC 93, Marshall 91	1	SC

THE LAST TIME...

TEAM

100 POINTS BY A TEAM

By UC	119 vs. Fairleigh Dickinson, 12/17/16
By Opponent	104 by UConn (40T), 3/11/16

90-99 POINTS BY A TEAM

By UC	94 vs. USF, 1/29/17
By Opponent	91 by Marshall, 12/22/16

30-PLUS POINT WIN

By UC	41 (94-53) vs. USF, 1/29/17
By Opponent	38 (89-51) vs. Notre Dame, 3/10/11

60 PERCENT SHOOTING BY A TEAM

By UC	.628 vs. Kansas State, 3/17/17
By Opponent	.674 vs. Pittsburgh, 2/14/09

50 PERCENT SHOOTING BY A TEAM

By UC	.560 vs. Tulsa, 2/18/17
By Opponent	.500 by SMU, 3/12/17

CINCINNATI PLAYED A RANKED OPPONENT

UC Win	86-78 vs. No. 24 Xavier, 1/26/16
UC Loss	56-71 vs. No. 12 SMU, 3/12/17

SINGLE OVERTIME GAME

UC Win	93-91 (OT) vs. Marshall, 12/22/16
UC Loss	104-97 (4OT) vs. UConn, 3/11/16

DOUBLE OVERTIME GAME

UC Win	72-70 (2OT) vs. Georgetown, 3/8/12
UC Loss	104-97 (4OT) vs. UConn, 3/11/16

TRIPLE OVERTIME GAME

UC Win	75-73 (7OT*) vs. Bradley, 12/21/81
UC Loss	104-97 (4OT) vs. UConn, 3/11/16

* - NCAA record.

INDIVIDUAL

40 POINTS BY A PLAYER

By UC	41, Steve Logan vs. Southern Mississippi, 2/15/02
By Opponent	40, Trevon Bluiett, Xavier, 1/26/17

30 POINTS BY A PLAYER

By UC	37, Troy Caupain vs. UConn, 3/11/16
By Opponent	32, Daniel Hamilton, vs. UConn, 3/11/16

20 REBOUNDS BY A PLAYER

By UC	20, Cedric McGowan vs. DePaul, 1/4/06
By Opponent	four times

15 REBOUNDS BY A PLAYER

By UC	17, Kyle Washington, vs. Penn State, 11/20/16
By Opponent	15, Greg Monroe, vs. Georgetown, 3/6/10

TWO PLAYERS WITH 20 OR MORE POINTS IN SAME GAME

By UC	Gary Clark (25), Jacob Evans (20) vs. UConn, 3/11/17
By Opponent	Daniel Hamilton (32), Jalen Adams (22) vs. UConn, 3/11/16

THREE PLAYERS WITH 10 OR MORE REBOUNDS IN SAME GAME

By UC	Gary Clark (10), Kyle Washington (10) & Troy Caupain (10) at Iowa State, 12/1/16
-------	---

TWO PLAYERS WITH 10 OR MORE REBOUNDS IN SAME GAME

By UC	Troy Caupain (12), Gary Clark (11) vs. Marshall, 12/22/16
By Opponent	Ben Moore (11), Sterling Brown (11) vs. SMU, 1/12/17

10 ASSISTS BY A PLAYER

By UC	10, Troy Caupain, vs. USF, 2/4/16
By Opponent	10, Chris Howard, at USF, 2/14/09

FIVE STEALS BY A PLAYER

By UC	5, Jarron Cumberland, vs. SMU, 3/12/17
By Opponent	5, Antonio Robinson, at East Carolina, 2/1/15

FIVE BLOCKED SHOTS BY A PLAYER

By UC	5, Nysier Brooks vs. East Carolina, 1/15/17
By Opponent	5, Amida Brimah, vs. UConn, 3/11/16

DOUBLE-DOUBLE BY A UC PLAYER

UC Win	Gary Clark (17 pts., 14 rebs.) at UConn, 3/5/17
UC Loss	Gary Clark (14 pts., 12 rebs.) at Butler, 12/10/16

DOUBLE-DOUBLES BY TWO UC PLAYERS

By UC	Kyle Washington (13 pts, 11 rebs) and Gary Clark (11 pts, 10 rebs) at Iowa State, 12/1/16
-------	---

DOUBLE-DOUBLES BY THREE UC PLAYERS

By UC	Troy Caupain (37 pts, 10 rebs), Octavius Ellis (13 pts, 10 rebs) & Gary Clark (12 pts, 12 rebs) vs. UConn, 3/11/16
-------	--

TRIPLE-DOUBLE BY A UC PLAYER

By UC	Eric Hicks (22 pts., 12 rebs., 10 blks.) vs. Marquette, 1/7/06
-------	---

UC PLAYER LED TEAM IN POINTS, REBOUNDS & ASSISTS

By UC	Sean Kilpatrick (26 pts., 12 rebs., 6 asst.) vs. SMU, 1/1/13
-------	---

A PLAYER WON A GAME IN THE FINAL SECONDS

By UC	Troy Caupain hits 17-foot jumper with 4.4 left at Tulsa as UC wins 57-55, 2/1/17
By Opponent	Roosevelt Jones layup with :00.1 left Butler defeats UC 78-76, 12/2/15

FOUR PLAYERS SCORED IN DOUBLE FIGURES

By UC	Jarron Cumberland (14), Kyle Washington (12) Gary Clark (10), Jacob Evans (10) vs. SMU, 3/12/17
-------	---

FIVE PLAYERS SCORED IN DOUBLE FIGURES

By UC	Kyle Washington (18), Jacob Evans (17) Kevin Johnson (15), Gary Clark (14), Troy Caupain (11) vs. Tulsa, 2/18/17
-------	--

SIX PLAYERS SCORED IN DOUBLE FIGURES

By UC	Troy Caupain (18), Gary Clark (16), Jacob Evans (11) Coreontae DeBerry (11), Octavius Ellis (10), Farad Cobb (10) vs. USF, 2/4/16
-------	---

SEVEN PLAYERS SCORED IN DOUBLE FIGURES

By UC	Kevin Johnson (18), Jacob Evans (17), Justin Jenifer (13), Kyle Washington (12), Jarron Cumberland (11) Troy Caupain (10), Tre Scott (10) vs. Fairleigh Dickinson, 12/17/16
-------	--

EIGHT PLAYERS SCORED IN DOUBLE FIGURES

By UC	Farad Cobb (15), Shaq Thomas (14), Kevin Johnson (14), Coreontae DeBerry (12), Justin Jenifer (11), Quadri Moore (10), Jacob Evans (10), Octavius Ellis (10) vs. Robert Morris, 11/15/15
-------	---

CRONIN ERA BESTS

MOST POINTS SCORED

119 (W, 119-68)	vs. Fairleigh Dickinson	12/17/16
106 (W, 106-44)	vs. Robert Morris	11/15/15
102 (W, 102-60)	vs. Miss. Valley St.	11/13/12
102 (W, 102-62)	vs. Chicago State	12/23/13

MOST POINTS SCORED (HALF)

65 (W, 119-68)	vs. Fairleigh Dickinson	(1st) 12/17/16
60 (W, 99-50)	vs. Arkansas-Pine Bluff	(2nd) 11/22/15
59 (W, 96-58)	vs. Texas Southern	(2nd) 12/13/16
59 (W, 97-84)	vs. No. 20 Memphis	(2nd) 3/6/14
59 (W, 102-60)	vs. Miss. Valley St.	(2nd) 11/13/12

HIGHEST FG PERCENTAGE

.647 (44-68)	vs. Fairleigh Dickinson	12/17/16
.647 (33-51)	vs. UCF	2/25/15
.632 (36-57)	vs. Campbell	11/20/13
.628 (27-43)	vs. Kansas State	3/17/17
.628 (27-43)	vs. St. John's	2/11/09
.610 (36-59)	vs. Western Carolina	11/13/15

HIGHEST 3-PT. PERCENTAGE

.643 (9-14)	vs. Temple	1/17/14
.636 (7-11)	vs. Stony Brook	12/2/14
.600 (6-10)	vs. St. John's	2/11/09
.583 (7-12)	at No. 23/23 SMU	2/5/15
.583 (7-12)	at Georgetown	1/27/07
.583 (14-24)	vs. Central Michigan	11/25/06

MOST REBOUNDS

69	vs. Chicago State	12/23/13
56	at Temple (2OT)	1/16/16
56	vs. North Carolina A&T	11/18/12
54	vs. UConn (4OT)	3/11/16

MOST ASSISTS

32	vs. Robert Morris	11/15/15
29	vs. Fairleigh Dickinson	12/17/16
27	vs. USF	1/29/17
27	vs. Toledo	11/18/09

MOST BLOCKED SHOTS

12	vs. Wagner	12/23/14
12	vs. Marquette	1/19/13
12	at DePaul	1/15/13
12	vs. North Carolina A&T	11/18/12
10	vs. Samford	11/23/16
10	vs. UConn (4OT)	3/11/16
10	vs. Butler	12/2/15
10	at UConn	1/10/15
10	vs. Memphis	1/4/14
10	vs. Chicago State	12/23/13
10	vs. Wright State	12/22/12
10	vs. UT Martin	11/11/12
10	vs. Chicago State	12/23/11
10	vs. Alabama State	11/13/11
10	vs. Western Illinois	11/22/08

MOST STEALS

23	vs. Ark.-Little Rock	12/6/12
19	vs. Ark.-Pine Bluff	11/22/15
18	vs. Robert Morris	11/15/15
16	vs. Ark.-Pine Bluff	12/21/11

MOST FORCED TURNOVERS

32	vs. Ark.-Little Rock	12/6/12
32	vs. North Carolina State	12/23/06
30	vs. Ark.-Pine Bluff	11/22/15
29	vs. Robert Morris	11/15/15
29	vs. Ark.-Pine Bluff	12/21/11

FEWEST POINTS ALLOWED

34	vs. Dayton	11/27/10
37	vs. Saint Francis (Pa.)	11/14/14
39	vs. Howard	11/10/06
	at West Virginia	1/30/08
	vs. North Carolina A&T	11/18/12

FEWEST POINTS ALLOWED (HALF)

13	vs. Marquette	1/19/13
14	vs. Alabama State	(1st) 11/13/11

LOWEST FG PERCENTAGE ALLOWED

.152 (10-66)	vs. North Carolina A&T	11/18/12
.200 (12-60)	vs. Dayton	11/27/10
.200 (10-50)	at West Virginia	1/30/08

LOWEST 3-PT. FG PERCENTAGE ALLOWED

.000 (0-10)	at No. 24/22 Pittsburgh	12/31/12
.000 (0-4)	vs. Texas Southern	11/18/08
.045 (1-22)	at West Virginia	1/30/08
.063 (1-16)	vs. Providence	3/13/13
.091 (1-11)	vs. USF	2/2/14

BIGGEST WIN

62 (106-44)	vs. Robert Morris	11/15/15
54 (93-39)	vs. North Carolina A&T	11/18/12

BIGGEST COMEBACK

Down 17 (won 96-83 in OT)	vs. West Virginia	1/20/07
Down 16 (won 70-55)	vs. Samford	11/23/16
Down 15 (won 93-91 in OT)	vs. Marshall	12/22/16


RADIO-TV CHART




0 **QUADRI MOORE**
F • 6-8 • 230 • JR-2L
LINDEN, N.J.



1 **JACOB EVANS III**
G/F • 6-6 • 210 • SO-1L
BATON ROUGE, LA.



3 **JUSTIN JENIFER**
G • 5-10 • 175 • SO-1L
BALTIMORE, MD.




10 **TROY CAUPAIN**
G • 6-4 • 210 • SR-3L
MIDLOTHIAN, VA.




11 **GARY CLARK**
F • 6-8 • 225 • JR-2L
CLAYTON, N.C.




13 **TRE SCOTT**
F • 6-8 • 225 • R-FR-HS
DARIEN, GA.



14 **JACKSON BART**
F • 6-5 • 210 • R-FR-TR
BARTLESVILLE, OKLA.



15 **CANE BROOME**
G • 6-0 • 160 • JR-TR
EAST HARTFORD, CONN.




24 **KYLE WASHINGTON**
F • 6-9 • 230 • JR-TR
CHAMPLIN, MINN.




25 **KEVIN JOHNSON**
G • 6-3 • 185 • SR-3L
CINCINNATI, OHIO




32 **JOHN KOZ**
G • 6-1 • 190 • FR-HS
CLEVELAND, OHIO



33 **NYSIER BROOKS**
C • 6-11 • 240 • FR-HS
PHILADELPHIA, PA.



34 **JARRON CUMBERLAND**
G • 6-5 • 218 • FR-HS
WILMINGTON, OHIO



45 **ZACK TOBLER**
F • 6-5 • 225 • SR-3L
FORT MITCHELL, KY.



MICK CRONIN
HEAD COACH



LARRY DAVIS
ASSOCIATE HEAD COACH



DARREN SAVINO
ASSISTANT COACH



ANTWON JACKSON
ASSISTANT COACH

CINCINNATI PLAYER SEASON & CAREER HIGHS

#0 - QUADRI MOORE

2016-17 SEASON		CAREER
14 at Tulane, 1/21/17	Pts	14 at Tulane, 1/21/17
8, 2x (last at Tulane, 1/21/17)	FG Atts	8, 3x (last at Tulane, 1/21/17)
5 at Tulane, 1/21/17	FG Made	5, 2x (last at Tulane, 1/21/17)
4 at Tulane, 1/21/17	3PT-FG Atts	4 at Tulane, 1/21/17
3 at Tulane, 1/21/17	3PT-FG Made	3 at Tulane, 1/21/17
4, 2x (last at USF, 2/15/17)	FT Atts	8 vs. Ark.-Pine Bluff, 11/22/15
4 vs. USF, 1/29/17	FT Made	6, 2x (last vs. Ark.-Pine Bluff, 11/22/15)
6 at Tulane, 1/21/17	Rebs	8 vs. Ark.-Pine Bluff, 11/22/15
3 vs. USF, 1/29/17	Assts	3 vs. USF, 1/29/17
2 vs. Fairleigh Dickinson, 12/17/16	Stls	3 vs. Ark.-Pine Bluff, 11/22/15
1, 3x (last vs. USF, 1/29/17)	Blks	2 vs. Wagner, 12/23/14
20 at Tulane, 1/21/17	Mins	20 at Tulane, 1/21/17

#1 - JACOB EVANS III

2016-17 SEASON		CAREER
25, 2x (last vs. Marshall, 12/22/16)	Pts	26 vs. Saint Joseph's, 3/18/16
16 vs. Xavier, 1/26/17	FG Atts	20 vs. Saint Joseph's, 3/18/16
9, 2x (last vs. Marshall, 12/22/16)	FG Made	10 vs. Saint Joseph's, 3/18/16
11 at SMU, 2/12/17	3PT-FG Atts	11 at SMU, 2/12/17
5 at SMU, 2/12/17	3PT-FG Made	5, 2x (last at SMU, 2/12/17)
10 vs. UConn, 3/11/17	FT Atts	10 vs. UConn, 3/11/17
8 vs. UConn, 3/11/17	FT Made	8 vs. UConn, 3/11/17
7, 2x (last vs. SMU, 3/12/17)	Rebs	9 vs. Saint Joseph's, 3/18/16
6, 2x (last vs. UCF, 2/8/17)	Assts	6, 2x (last vs. UCF, 2/8/17)
4, 2x (last vs. UCF, 2/8/17)	Stls	4, 2x (last vs. UCF, 2/8/17)
3, 2x (last vs. Kansas State, 3/17/17)	Blks	3, 4x (last vs. Kansas State, 3/17/17)
45 vs. Marshall, 12/22/16	Mins	45 vs. Marshall, 12/22/16

#3 - JUSTIN JENIFER

2016-17 SEASON		CAREER
14 vs. Bowling Green, 12/4/16	Pts	14 vs. Bowling Green, 12/4/16
11 vs. Fairleigh Dickinson, 12/17/16	FG Atts	11 vs. Fairleigh Dickinson, 12/17/16
6 vs. Fairleigh Dickinson, 12/17/16	FG Made	6 vs. Fairleigh Dickinson, 12/17/16
5 vs. Bowling Green, 12/4/16	3PT-FG Atts	5 vs. Bowling Green, 12/4/16
4 vs. Bowling Green, 12/4/16	3PT-FG Made	4 vs. Bowling Green, 12/4/16
2, 5x (last vs. Tulane, 1/1/17)	FT Atts	6 vs. Robert Morris, 11/15/15
2 vs. Tulane, 1/1/17	FT Made	6 vs. Robert Morris, 11/15/15
5, 2x (last vs. USF, 1/29/17)	Rebs	5, 2x (last vs. USF, 1/29/17)
9, 2x (last vs. USF, 1/29/17)	Asts	9, 3x (last vs. USF, 1/29/17)
3 vs. Albany, 11/14/16	Stls	3, 2x (last vs. USF, 2/4/16)
0	Blks	0
28, 2x (last vs. USF, 1/29/17)	Mins	28, 2x (last vs. USF, 1/29/17)

#10 - TROY CAUPAIN

2016-17 SEASON		CAREER
23 vs. Kansas State, 3/17/17	Pts	37 vs. UConn, 3/11/16
15, 2x (last at Butler, 12/10/16)	FG Atts	30 vs. UConn, 3/11/16
9 at Butler, 12/10/16	FG Made	11 vs. UConn, 3/11/16
8 vs. SMU, 1/12/17	3PT-FG Atts	9, 2x (last vs. UConn, 3/11/16)
5 vs. SMU, 1/12/17	3PT-FG Made	5 vs. SMU, 1/12/17
9 vs. Temple, 1/18/17	FT Atts	12 vs. UConn, 3/11/16
8 vs. Temple, 1/18/17	FT Made	11 vs. UConn, 3/11/16
12 vs. Marshall, 12/22/16	Rebs	12 vs. Marshall, 12/22/16
8, 3x (last vs. Tulsa, 2/18/17)	Assts	10 vs. USF, 2/4/16
4 vs. Albany, 11/14/16	Stls	5, 2x (last at UCF, 2/9/16)
2 vs. Samford, 11/23/16	Blks	2, 3x (last vs. Samford, 11/23/16)
42 at Iowa State, 12/2/16	Mins	56 vs. UConn, 3/11/16

#11 - GARY CLARK

2016-17 SEASON		CAREER
26 vs. Marshall, 12/22/16	Pts	26 vs. Marshall, 12/22/16
15 vs. Marshall, 12/22/16	FG Atts	15 vs. Marshall, 12/22/16
12 vs. Marshall, 12/22/16	FG Made	12 vs. Marshall, 12/22/16
4, 3x (last at UConn, 3/5/17)	3PT-FG Atts	4, 4x (last at UConn, 3/5/17)
2, 3x (last vs. UConn, 2/4/17)	3PT-FG Made	2, 5x (last vs. UConn, 2/4/17)
16 vs. UConn, 3/11/17	FT Atts	16 vs. UConn, 3/11/17
15 vs. UConn, 3/11/17	FT Made	15 vs. UConn, 3/11/17
14, 2x (last at UConn, 3/5/17)	Rebs	16 vs. East Carolina, 1/6/15
8 vs. Temple, 1/18/17	Assts	8 vs. Temple, 1/18/17
3, 3x (last vs. UCF, 2/8/17)	Stls	5 at SMU, 1/7/16
4 at USF, 2/15/17	Blks	4, 7x (last at USF, 2/15/17)
38 vs. Marshall, 12/22/16	Mins	48 vs. UConn, 3/11/16

#13 - TRE SCOTT

2016-17 SEASON		CAREER
11 vs. Texas Southern, 12/13/16	Pts	11 vs. Texas Southern, 12/13/16
10 vs. Texas Southern, 12/13/16	FG Atts	10 vs. Texas Southern, 12/13/16
5, 3x (last vs. Fairleigh Dickinson, 12/17/16)	FG Made	5, 3x (last vs. Fairleigh Dickinson, 12/17/16)
1, 3x (last vs. USF, 1/29/17)	3PT-FG Atts	1, 3x (last vs. USF, 1/29/17)
1 vs. USF, 1/29/17	3PT-FG Made	1 vs. USF, 1/29/17
5, 2x (last vs. Marshall, 12/22/16)	FT Atts	5, 2x (last vs. Marshall, 12/22/16)
3 vs. Lipscomb, 11/26/16	FT Made	3 vs. Lipscomb, 11/26/16
10 vs. Tulane, 1/1/17	Rebs	10 vs. Tulane, 1/1/17
5 vs. Lipscomb, 11/26/16	Assts	5 vs. Lipscomb, 11/26/16
5 vs. USF, 1/29/17	Stls	5 vs. USF, 1/29/17
5 vs. Lipscomb, 11/26/16	Blks	5 vs. Lipscomb, 11/26/16
29 vs. Lipscomb, 11/26/16	Mins	29 vs. Lipscomb, 11/26/16

#14 - JACKSON BART

2016-17 SEASON		CAREER
0	Pts	0
2 vs. Tulane, 1/1/17	FG Atts	2 vs. Tulane, 1/1/17
0	FG Made	0
2 vs. Tulane, 1/1/17	3PT-FG Atts	2 vs. Tulane, 1/1/17
0	3PT-FG Made	0
0	FT Atts	0
0	FT Made	0
0	Rebs	0
0	Assts	0
0	Stls	0
0	Blks	0
3 vs. USF, 1/29/17	Mins	3 vs. USF, 1/29/17

#24 - KYLE WASHINGTON

2016-17 SEASON		CAREER (• SET AT NC STATE)
27 vs. UConn, 2/4/17	Pts	27 vs. UConn, 2/4/17
18 vs. UConn, 2/4/17	FG Atts	18 vs. UConn, 2/4/17
11, 2x (last vs. UConn, 2/4/17)	FG Made	11, 2x (last vs. UConn, 2/4/17)
5, 2x (last vs. UCF, 2/8/17)	3PT-FG Atts	5, 2x (last vs. UCF, 2/8/17)
3 vs. UConn, 2/4/17	3PT-FG Made	3 vs. UConn, 2/4/17
14 vs. Xavier, 1/26/17	FT Atts	14 vs. Xavier, 1/26/17
6 vs. Kansas State, 3/17/17	FT Made	7 vs. Miami, 3/13/14•
17 vs. Penn State, 11/20/16	Rebs	17 vs. Penn State, 11/20/16
5, 2x (last at SMU, 2/12/17)	Assts	5, 2x (last at SMU, 2/12/17)
4 vs. UCF, 2/8/17	Stls	4 vs. UCF, 2/8/17
4, 2x (last vs. Xavier, 1/26/17)	Blks	4, 6x (last vs. Xavier, 1/26/17)
38 at SMU, 2/12/17	Mins	38 at SMU, 2/12/17

#25 - KEVIN JOHNSON

2016-17 SEASON		CAREER
18 vs. Fairleigh Dickinson, 12/17/16	Pts	18 vs. Fairleigh Dickinson, 12/17/16
12, 3x (last at USF, 2/15/17)	FG Atts	14 vs. Robert Morris, 11/15/15
6, 4x (last at USF, 2/15/17)	FG Made	6, 4x (last at USF, 2/15/17)
8, 3x (last at SMU, 2/12/17)	3PT-FG Atts	9, 2x (last vs. Houston, 1/13/16)
4 vs. Fairleigh Dickinson, 12/17/16	3PT-FG Made	4, 5x (last vs. Fairleigh Dickinson, 12/17/16)
6 at Temple, 12/28/16	FT Atts	6, 3x (last at Temple, 12/28/16)
5 at Temple, 12/28/16	FT Made	5, 2x (last at Temple, 12/28/16)
5, 2x (last at East Carolina, 1/15/17)	Rebs	6 at Temple, 1/16/16
4, 3x (last vs. Houston, 3/2/17)	Assts	4, 5x (last vs. Houston, 3/2/17)
3, 6x (last at USF, 2/15/17)	Stls	4 vs. Wagner, 12/23/14
1, 3x (last vs. Marshall, 12/22/16)	Blks	2 vs. Stony Brook, 12/2/14
39 at Iowa State, 12/1/16	Mins	39 at Iowa State, 12/1/16

#33 - NYSIER BROOKS

2016-17 SEASON		CAREER
10 vs. Samford, 11/23/16	Pts	10 vs. Samford, 11/23/16
5, 2x (last vs. Fairleigh Dickinson, 12/17/16)	FG Atts	5, 2x (last vs. Fairleigh Dickinson, 12/17/16)
4 vs. Samford, 11/23/16	FG Made	4 vs. Samford, 11/23/16
0	3PT-FG Atts	0
0	3PT-FG Made	0
4, 5x (last vs. UConn, 3/11/17)	FT Atts	4, 5x (last vs. UConn, 3/11/17)
2, 5x (last vs. USF, 1/29/17)	FT Made	2, 5x (last vs. USF, 1/29/17)
5 vs. UConn, 3/11/17	Rebs	5 vs. UConn, 3/11/17
1, 2x (last at Tulane, 1/21/17)	Assts	1, 2x (last at Tulane, 1/21/17)
1, 3x (last vs. Fairleigh Dickinson, 12/17/16)	Stls	1, 3x (last vs. Fairleigh Dickinson, 12/17/16)
5 at East Carolina, 1/15/17	Blks	5 at East Carolina, 1/15/17
16 vs. USF, 1/29/17	Mins	16 vs. USF, 1/29/17

#34 - JARRON CUMBERLAND

2016-17 SEASON		CAREER
26 vs. USF, 1/29/17	Pts	26 vs. USF, 1/29/17
13 vs. SMU, 3/12/17	FG Atts	13 vs. SMU, 3/12/17
8 vs. USF, 1/29/17	FG Made	8 vs. USF, 1/29/17
9 vs. USF, 1/29/17	3PT-FG Atts	9 vs. USF, 1/29/17
6 vs. USF, 1/29/17	3PT-FG Made	6 vs. USF, 1/29/17
10 vs. Lipscomb, 11/26/16	FT Atts	10 vs. Lipscomb, 11/26/16
8 vs. Lipscomb, 11/26/16	FT Made	8 vs. Lipscomb, 11/26/16
6, 2x (last vs. Texas Southern, 12/13/16)	Rebs	6, 2x (last vs. Texas Southern, 12/13/16)
5, 2x (last at UCF, 2/26/17)	Assts	5, 2x (last at UCF, 2/26/17)
5 vs. SMU, 3/12/17	Stls	5 vs. SMU, 3/12/17
1, 6x (last vs. USF, 1/29/17)	Blks	1, 6x (last vs. USF, 1/29/17)
31, 2x (last vs. SMU, 3/12/17)	Mins	31, 2x (last vs. SMU, 3/12/17)

#45 - ZACK TOBLER

2016-17 SEASON		CAREER
5 vs. Fairleigh Dickinson, 12/17/16	Pts	5, 2x (last vs. Fairleigh Dickinson, 12/17/16)
3 vs. Bowling Green, 12/4/16	FG Atts	3 vs. Bowling Green, 12/4/16
1, 4x (last vs. Houston, 3/2/17)	FG Made	1, 7x (last vs. Houston, 3/2/17)
1, 3x (last vs. USF, 1/29/17)	3PT-FG Atts	1, 6x (last vs. USF, 1/29/17)
1, 2x (last vs. Tulane, 1/1/17)	3PT-FG Made	1, 2x (last vs. Tulane, 1/1/17)
3 vs. Fairleigh Dickinson, 12/17/16	FT Atts	6 vs. Ark.-Pine Bluff, 11/22/15
3 vs. Fairleigh Dickinson, 12/17/16	FT Made	5 vs. Ark.-Pine Bluff, 11/22/15
2, 2 x (last vs. Fairleigh Dickinson, 12/17/16)	Rebs	2, 3x (last vs. Fairleigh Dickinson, 12/17/16)
0	Assts	1 vs. Robert Morris, 11/15/15
1, 2x (last vs. Fairleigh Dickinson, 12/17/16)	Stls	1, 2x (last vs. Fairleigh Dickinson, 12/17/16)
0	Blks	0
6, 2x (last vs. USF, 1/29/17)	Mins	6, 3x (last vs. USF, 1/29/17)



2016-17 Cincinnati Basketball
Cincinnati Combined Team Statistics (as of Mar 17, 2017)
All games



Overall record: 30-5 Conf: 16-2 Home: 18-0 Away: 9-3 Neutral: 3-2

#	Player	gp-gs	min	avg	Total		3-Point		F-Throw		Rebounds				pf	dq	a	to	blk	stl	pts	avg
					fg-fga	fg%	3fg-fga	3fg%	ft-fga	ft%	off	def	tot	avg								
01	EVANS, Jacob	35-35	1100	31.4	164-348	.471	67-161	.416	79-109	.725	53	92	145	4.1	74	0	95	43	30	46	474	13.5
24	WASHINGTON, Kyle	35-34	860	24.6	182-351	.519	15-39	.385	81-114	.711	77	160	237	6.8	89	2	31	52	42	13	460	13.1
11	CLARK, Gary	35-34	1000	28.6	142-269	.528	14-48	.292	80-115	.696	105	170	275	7.9	64	0	70	40	41	35	378	10.8
10	CAUPAIN, Troy	35-35	1124	32.1	127-319	.398	47-148	.318	67-97	.691	21	139	160	4.6	53	0	157	43	11	41	368	10.5
34	CUMBERLAND, Jarron	34-0	649	19.1	92-188	.489	37-103	.359	56-87	.644	35	47	82	2.4	60	0	51	34	9	34	277	8.1
25	JOHNSON, Kevin	35-35	988	28.2	96-258	.372	48-157	.306	33-41	.805	24	51	75	2.1	60	0	45	38	4	44	273	7.8
13	SCOTT, Tre	34-0	353	10.4	45-90	.500	1-3	.333	16-32	.500	24	63	87	2.6	25	0	20	16	15	17	107	3.1
00	MOORE, Quadri	27-1	215	8.0	27-77	.351	9-32	.281	15-19	.789	12	25	37	1.4	34	0	7	20	3	6	78	2.9
03	JENIFER, Justin	34-0	444	13.1	37-90	.411	17-45	.378	7-14	.500	8	27	35	1.0	32	0	67	16	0	16	98	2.9
33	BROOKS, Nysier	32-0	269	8.4	27-52	.519	0-0	.000	23-40	.575	20	32	52	1.6	55	1	2	19	22	4	77	2.4
45	TOBLER, Zack	13-1	27	2.1	4-13	.308	2-5	.400	7-10	.700	2	5	7	0.5	6	0	1	3	0	2	17	1.3
14	BART, Jackson	8-0	11	1.4	0-2	.000	0-2	.000	0-0	.000	0	0	0	0.0	2	0	0	0	0	0	0	0.0
32	KOZ, John	6-0	10	1.7	0-2	.000	0-2	.000	0-0	.000	0	2	2	0.3	0	0	2	0	0	0	0	0.0
Team											47	54	101		1		27					
Total.....		35	7050		943-2059	.458	257-745	.345	464-678	.684	428	867	1295	37.0	555	3	548	351	177	258	2607	74.5
Opponents.....		35	7050		736-1913	.385	240-702	.342	417-565	.738	364	770	1134	32.4	597	-	385	473	107	126	2129	60.8

TEAM STATISTICS	CIN	OPP
SCORING	2607	2129
Points per game	74.5	60.8
Scoring margin	+13.7	-
FIELD GOALS-ATT	943-2059	736-1913
Field goal pct	.458	.385
3 POINT FG-ATT	257-745	240-702
3-point FG pct	.345	.342
3-pt FG made per game	7.3	6.9
FREE THROWS-ATT	464-678	417-565
Free throw pct	.684	.738
F-Throws made per game	13.3	11.9
REBOUNDS	1295	1134
Rebounds per game	37.0	32.4
Rebounding margin	+4.6	-
ASSISTS	548	385
Assists per game	15.7	11.0
TURNOVERS	351	473
Turnovers per game	10.0	13.5
Turnover margin	+3.5	-
Assist/turnover ratio	1.6	0.8
STEALS	258	126
Steals per game	7.4	3.6
BLOCKS	177	107
Blocks per game	5.1	3.1
ATTENDANCE	177575	127604
Home games-Avg/Game	18-9865	12-6577
Neutral site-Avg/Game	-	5-9737

Score by Periods	1st	2nd	OT	Totals
Cincinnati	1250	1339	18	2607
Opponents	979	1135	15	2129

Date	Opponent		Score	Att.
11/11/16	BROWN	w	84-55	6504
11/14/16	ALBANY	w	74-51	5864
11/19/16	vs Rhode Island	L	71-76	9189
11/20/16	vs Penn State	w	71-50	9119
11/23/16	SAMFORD	w	70-55	7422
11/26/16	LIPSCOMB	w	91-68	5724
12-01-16	at Iowa State	Wot	55-54	14384
12/04/16	BOWLING GREEN	w	85-56	7162
12/10/16	at Butler	L	65-75	9176
12/13/16	TEXAS SOUTHERN	w	96-58	6612
12/17/16	FAIRLEIGH DICKINSON	w	119-68	7017
12/22/16	MARSHALL	Wot	93-91	10540
* 12/28/16	at Temple	w	56-50	5478
* 01/01/17	TULANE	w	92-56	10328
* 1/7/17	at Houston	w	67-58	4875
* 01/12/17	SMU	w	66-64	11344
* 01/15/17	at East Carolina	w	55-46	4597
* 01/18/17	TEMPLE	w	81-74	10718
* 01/21/17	at Tulane	w	78-61	2001
* 01/26/17	XAVIER	w	86-78	13477
* 01/29/17	USF	w	94-53	12576
* 02/01/17	at Tulsa	w	57-55	5002
* 02/04/17	UCONN	w	82-68	13428
* 02/08/17	UCF	w	60-50	9510
* 02/12/17	at SMU	L	51-60	7518
* 02/15/17	at USF	w	68-54	2679
* 02/18/17	TULSA	w	80-60	13386
* 02/23/17	MEMPHIS	w	87-74	12787
* 2/26/17	at UCF	L	49-53	5763
* 03/02/17	HOUSTON	w	65-47	13176
* 3/5/17	at UConn	w	67-47	9331
3/10/17	vs Tulsa	w	80-61	7365
3/11/17	at UConn	w	81-71	8117
3/12/17	vs SMU	L	56-71	6856
03/17/17	vs Kansas State	w	75-61	16154

* = Conference game



2016-17 Cincinnati Basketball
Cincinnati Combined Team Statistics (as of Mar 12, 2017)
Conference games



RECORD:	OVERALL	HOME	AWAY	NEUTRAL
ALL GAMES	16-2	9-0	7-2	0-0
CONFERENCE	16-2	9-0	7-2	0-0
NON-CONFERENCE	0-0	0-0	0-0	0-0

#	Player	gp-gs	min	avg	Total		3-Point		F-Throw		Rebounds						a	to	blk	stl	pts	avg
					fg-fga	fg%	3fg-fga	3fg%	ft-fa	ft%	off	def	tot	avg	pf	dq						
24	WASHINGTON, Kyle	18-18	461	25.6	86-185	.465	10-25	.400	44-54	.815	39	80	119	6.6	46	1	17	27	21	10	226	12.6
01	EVANS, Jacob	18-18	552	30.7	71-175	.406	31-84	.369	29-42	.690	25	43	68	3.8	39	0	52	20	18	23	202	11.2
11	CLARK, Gary	18-17	518	28.8	70-140	.500	11-30	.367	37-53	.698	62	92	154	8.6	33	0	35	23	19	17	188	10.4
25	JOHNSON, Kevin	18-18	513	28.5	55-146	.377	34-92	.370	21-25	.840	11	28	39	2.2	29	0	27	19	0	24	165	9.2
10	CAUPAIN, Troy	18-18	575	31.9	55-150	.367	26-77	.338	29-43	.674	8	60	68	3.8	26	0	83	19	4	20	165	9.2
34	CUMBERLAND, Jarron	17-0	346	20.4	49-99	.495	21-58	.362	30-45	.667	16	25	41	2.4	32	0	30	23	5	17	149	8.8
00	MOORE, Quadri	14-0	109	7.8	13-34	.382	7-19	.368	11-13	.846	3	13	16	1.1	16	0	7	9	1	3	44	3.1
13	SCOTT, Tre	18-0	168	9.3	18-39	.462	1-2	.500	8-13	.615	9	31	40	2.2	13	0	6	10	4	13	45	2.5
03	JENIFER, Justin	18-0	219	12.2	14-37	.378	6-18	.333	3-4	.750	4	12	16	0.9	16	0	35	5	0	6	37	2.1
33	BROOKS, Nysier	15-0	116	7.7	10-17	.588	0-0	.000	7-14	.500	7	14	21	1.4	25	1	1	13	13	1	27	1.8
45	TOBLER, Zack	5-1	13	2.6	2-6	.333	1-3	.333	2-3	.667	1	0	1	0.2	4	0	1	2	0	0	7	1.4
32	KOZ, John	2-0	5	2.5	0-1	.000	0-1	.000	0-0	.000	0	1	1	0.5	0	0	1	0	0	0	0	0.0
14	BART, Jackson	3-0	5	1.7	0-2	.000	0-2	.000	0-0	.000	0	0	0	0.0	0	0	0	0	0	0	0	0.0
Team											27	36	63					18				
Total.....		18	3600		443-1031	.430	148-411	.360	221-309	.715	212	435	647	35.9	279	2	295	188	85	134	1255	69.7
Opponents.....		18	3600		359-938	.383	106-336	.315	206-295	.698	180	409	589	32.7	285	-	186	255	61	66	1030	57.2

TEAM STATISTICS	CIN	OPP
SCORING	1255	1030
Points per game	69.7	57.2
Scoring margin	+12.5	-
FIELD GOALS-ATT	443-1031	359-938
Field goal pct	.430	.383
3 POINT FG-ATT	148-411	106-336
3-point FG pct	.360	.315
3-pt FG made per game	8.2	5.9
FREE THROWS-ATT	221-309	206-295
Free throw pct	.715	.698
F-Throws made per game	12.3	11.4
REBOUNDS	647	589
Rebounds per game	35.9	32.7
Rebounding margin	+3.2	-
ASSISTS	295	186
Assists per game	16.4	10.3
TURNOVERS	188	255
Turnovers per game	10.4	14.2
Turnover margin	+3.7	-
Assist/turnover ratio	1.6	0.7
STEALS	134	66
Steals per game	7.4	3.7
BLOCKS	85	61
Blocks per game	4.7	3.4
ATTENDANCE	107253	47244
Home games-Avg/Game	9-11917	9-5249
Neutral site-Avg/Game	-	0-0

Date	Opponent		Score	Att.
* 12/28/16	at Temple	w	56-50	5478
* 01/01/17	TULANE	w	92-56	10328
* 1/7/17	at Houston	w	67-58	4875
* 01/12/17	SMU	w	66-64	11344
* 01/15/17	at East Carolina	w	55-46	4597
* 01/18/17	TEMPLE	w	81-74	10718
* 01/21/17	at Tulane	w	78-61	2001
* 01/29/17	USF	w	94-53	12576
* 02/01/17	at Tulsa	w	57-55	5002
* 02/04/17	UCONN	w	82-68	13428
* 02/08/17	UCF	w	60-50	9510
* 02/12/17	at SMU	L	51-60	7518
* 02/15/17	at USF	w	68-54	2679
* 02/18/17	TULSA	w	80-60	13386
* 02/23/17	MEMPHIS	w	87-74	12787
* 2/26/17	at UCF	L	49-53	5763
* 03/02/17	HOUSTON	w	65-47	13176
* 3/5/17	at UConn	w	67-47	9331

* = Conference game

Score by Periods	1st	2nd	Totals
Cincinnati	615	640	1255
Opponents	474	556	1030



2016-17 Cincinnati Basketball
Cincinnati Combined Team Statistics (as of Mar 12, 2017)
AAC Tournament



RECORD:	OVERALL	HOME	AWAY	NEUTRAL
ALL GAMES	2-1	0-0	1-0	1-1
CONFERENCE	0-0	0-0	0-0	0-0
NON-CONFERENCE	2-1	0-0	1-0	1-1

#	Player	gp-gs	min	avg	Total		3-Point		F-Throw		Rebounds				pf	dq	a	to	blk	stl	pts	avg
					fg-fga	fg%	3fg-fga	3fg%	ft-fa	ft%	off	def	tot	avg								
01	EVANS, Jacob	3-3	93	31.0	16-28	.571	8-10	.800	11-16	.688	5	10	15	5.0	8	0	6	1	1	4	51	17.0
10	CAUPAIN, Troy	3-3	100	33.3	13-36	.361	7-20	.350	8-11	.727	2	13	15	5.0	5	0	13	4	1	3	41	13.7
11	CLARK, Gary	3-3	98	32.7	9-23	.391	0-3	.000	22-24	.917	4	16	20	6.7	8	0	2	1	4	2	40	13.3
34	CUMBERLAND, Jarron	3-0	85	28.3	11-24	.458	3-10	.300	9-14	.643	5	4	9	3.0	5	0	1	5	0	7	34	11.3
24	WASHINGTON, Kyle	3-3	63	21.0	13-22	.591	0-2	.000	7-7	1.000	5	7	12	4.0	10	0	0	1	0	0	33	11.0
25	JOHNSON, Kevin	3-3	78	26.0	2-15	.133	1-11	.091	2-2	1.000	3	1	4	1.3	4	0	2	1	0	1	7	2.3
00	MOORE, Quadri	3-0	25	8.3	2-12	.167	0-6	.000	1-2	.500	4	1	5	1.7	6	0	0	2	0	0	5	1.7
33	BROOKS, Nysier	3-0	29	9.7	0-5	.000	0-0	.000	3-4	.750	4	6	10	3.3	7	0	0	1	0	0	3	1.0
45	TOBLER, Zack	1-0	1	1.0	0-0	.000	0-0	.000	1-2	.500	0	0	0	0.0	0	0	0	0	0	0	1	1.0
13	SCOTT, Tre	3-0	15	5.0	1-2	.500	0-0	.000	0-0	.000	1	1	2	0.7	2	0	0	0	0	0	2	0.7
03	JENIFER, Justin	2-0	13	6.5	0-2	.000	0-1	.000	0-0	.000	0	2	2	1.0	2	0	1	1	0	1	0	0.0
Team											9	5	14					3				
Total.....		3	600		67-169	.396	19-63	.302	64-82	.780	42	66	108	36.0	57	0	25	20	6	18	217	72.3
Opponents.....		3	600		68-155	.439	23-56	.411	44-58	.759	28	69	97	32.3	61	-	33	30	13	8	203	67.7

TEAM STATISTICS	CIN	OPP
SCORING	217	203
Points per game	72.3	67.7
Scoring margin	+4.7	-
FIELD GOALS-ATT	67-169	68-155
Field goal pct	.396	.439
3 POINT FG-ATT	19-63	23-56
3-point FG pct	.302	.411
3-pt FG made per game	6.3	7.7
FREE THROWS-ATT	64-82	44-58
Free throw pct	.780	.759
F-Throws made per game	21.3	14.7
REBOUNDS	108	97
Rebounds per game	36.0	32.3
Rebounding margin	+3.7	-
ASSISTS	25	33
Assists per game	8.3	11.0
TURNOVERS	20	30
Turnovers per game	6.7	10.0
Turnover margin	+3.3	-
Assist/turnover ratio	1.3	1.1
STEALS	18	8
Steals per game	6.0	2.7
BLOCKS	6	13
Blocks per game	2.0	4.3
ATTENDANCE	0	22338
Home games-Avg/Game	0-0	1-8117
Neutral site-Avg/Game	-	2-7110

Date	Opponent		Score	Att.
3/10/17	vs Tulsa	W	80-61	7365
3/11/17	at UConn	W	81-71	8117
3/12/17	vs SMU	L	56-71	6856

* = Conference game

Score by Periods	1st	2nd	Totals
Cincinnati	104	113	217
Opponents	86	117	203



2016-17 Cincinnati Basketball
 Cincinnati Combined Team Statistics (as of Mar 17, 2017)
NCAA Tournament



RECORD:	OVERALL	HOME	AWAY	NEUTRAL
ALL GAMES	1-0	0-0	0-0	1-0
CONFERENCE	0-0	0-0	0-0	0-0
NON-CONFERENCE	1-0	0-0	0-0	1-0

#	Player	gp-gs	min	avg	Total		3-Point		F-Throw		Rebounds						a	to	blk	stl	pts	avg
					fg-fga	fg%	3fg-fga	3fg%	ft-fa	ft%	off	def	tot	avg	pf	dq						
10	CAUPAIN, Troy	1-1	38	38.0	7-10	.700	2-4	.500	7-7	1.000	0	7	7	7.0	2	0	2	2	0	0	23	23.0
24	WASHINGTON, Kyle	1-1	21	21.0	5-6	.833	0-0	.000	6-8	.750	1	3	4	4.0	2	0	1	1	0	0	16	16.0
11	CLARK, Gary	1-1	34	34.0	6-10	.600	1-2	.500	2-4	.500	2	5	7	7.0	1	0	2	3	1	1	15	15.0
01	EVANS, Jacob	1-1	37	37.0	4-8	.500	1-3	.333	0-0	.000	1	3	4	4.0	0	0	5	3	3	3	9	9.0
34	CUMBERLAND, Jarron	1-0	23	23.0	4-5	.800	1-1	1.000	0-0	.000	1	2	3	3.0	3	0	0	0	0	0	9	9.0
25	JOHNSON, Kevin	1-1	33	33.0	1-3	.333	0-1	.000	0-1	.000	2	0	2	2.0	2	0	0	1	0	0	2	2.0
33	BROOKS, Nysier	1-0	11	11.0	0-1	.000	0-0	.000	1-2	.500	0	1	1	1.0	2	0	0	0	0	0	1	1.0
03	JENIFER, Justin	1-0	2	2.0	0-0	.000	0-0	.000	0-0	.000	0	0	0	0.0	0	0	0	0	0	0	0	0.0
00	MOORE, Quadri	1-0	1	1.0	0-0	.000	0-0	.000	0-0	.000	0	0	0	0.0	0	0	0	0	0	0	0	0.0
Team											0	3	3					1				
Total.....		1	200		27-43	.628	5-11	.455	16-22	.727	7	24	31	31.0	12	0	10	11	4	4	75	75.0
Opponents.....		1	200		21-54	.389	7-18	.389	12-15	.800	9	14	23	23.0	19	-	10	7	2	7	61	61.0

TEAM STATISTICS	CIN	OPP
SCORING	75	61
Points per game	75.0	61.0
Scoring margin	+14.0	-
FIELD GOALS-ATT	27-43	21-54
Field goal pct	.628	.389
3 POINT FG-ATT	5-11	7-18
3-point FG pct	.455	.389
3-pt FG made per game	5.0	7.0
FREE THROWS-ATT	16-22	12-15
Free throw pct	.727	.800
F-Throws made per game	16.0	12.0
REBOUNDS	31	23
Rebounds per game	31.0	23.0
Rebounding margin	+8.0	-
ASSISTS	10	10
Assists per game	10.0	10.0
TURNOVERS	11	7
Turnovers per game	11.0	7.0
Turnover margin	-4.0	-
Assist/turnover ratio	0.9	1.4
STEALS	4	7
Steals per game	4.0	7.0
BLOCKS	4	2
Blocks per game	4.0	2.0
ATTENDANCE	0	0
Home games-Avg/Game	0-0	0-0
Neutral site-Avg/Game	-	1-0

Date	Opponent	Score	Att.
03/17/17	vs Kansas State	w 75-61	0

* = Conference game

Score by Periods	1st	2nd	Totals
Cincinnati	39	36	75
Opponents	28	33	61



2016-17 Cincinnati Basketball
Cincinnati Team Game-by-Game Comparison (as of Mar 17, 2017)
All games



Opponent	1st	2nd	Score	Mar	Total FG	FG Pct	3-Pointers	3FG Pct	Free Throws	FT Pct	Rebounds	Assist	T/Over	Block	Steal	Fouls
BROWN	43/25	41/30	84-55	+29	33-57/18-57	.579/.316	6-22/10-25	.273/.400	12-20/9-14	.600/.643	43/23 +20	23/10	12/14	9/1	10/3	16/21
ALBANY	29/27	45/24	74-51	+23	28-61/20-48	.459/.417	5-21/2-14	.238/.143	13-20/9-14	.650/.643	34/33 +1	16/8	10/22	6/1	13/4	21/19
Rhode Island	39/31	32/45	71-76	(5)	23-54/26-58	.426/.448	8-20/8-20	.400/.400	17-23/16-20	.739/.800	30/39 (9)	8/15	11/10	7/5	4/5	18/21
Penn State	34/19	37/31	71-50	+21	30-60/17-49	.500/.347	6-17/5-20	.353/.250	5-10/11-12	.500/.917	40/26 +14	14/8	14/19	4/2	9/5	16/15
SAMFORD	30/35	40/20	70-55	+15	27-63/19-58	.429/.328	4-20/8-27	.200/.296	12-20/9-11	.600/.818	42/34 +8	12/9	10/16	10/1	9/2	13/14
LIPSCOMB	40/28	51/40	91-68	+23	31-59/28-66	.525/.424	8-17/7-27	.471/.259	21-29/5-6	.724/.833	31/39 (8)	20/14	11/19	8/4	8/3	14/22
Iowa State	25/24	25/26	55-54	+1	22-62/22-60	.355/.367	3-21/5-21	.143/.238	8-10/5-11	.800/.455	46/34 +12	9/5	14/7	5/3	4/6	13/13
BOWLING GREEN	41/24	44/32	85-56	+29	34-61/21-57	.557/.368	6-15/6-17	.400/.353	11-14/8-12	.786/.667	38/28 +10	18/10	8/9	7/0	6/2	14/14
Butler	35/35	30/40	65-75	(10)	26-65/23-54	.400/.426	6-26/8-20	.231/.400	7-13/21-26	.538/.808	35/34 +1	8/13	8/6	1/4	4/1	20/15
TEXAS SOUTHERN	37/23	59/35	96-58	+38	40-71/21-69	.563/.304	6-17/5-23	.353/.217	10-17/11-14	.588/.786	44/37 +7	26/13	3/10	4/3	8/0	12/12
FAIRLEIGH DICKINSON	65/26	54/42	119-68	+51	44-68/20-63	.647/.317	12-25/8-20	.480/.400	19-29/20-22	.655/.909	41/28 +13	29/15	12/22	4/2	13/5	19/21
MARSHALL	38/50	42/30	93-91	+2	38-75/31-71	.507/.437	7-16/17-30	.438/.567	10-23/12-12	.435/1000	43/37 +6	21/18	11/15	8/2	9/6	12/16
Temple	26/26	30/24	56-50	+6	19-58/16-60	.328/.267	5-18/5-26	.278/.192	13-20/13-19	.650/.684	46/43 +3	7/8	15/16	6/2	8/5	16/18
TULANE	39/27	53/29	92-56	+36	33-58/17-62	.569/.274	13-24/3-21	.542/.143	13-17/19-28	.765/.679	37/35 +2	25/13	14/15	3/5	9/5	19/21
Houston	30/25	37/33	67-58	+9	22-57/23-63	.386/.365	10-24/3-19	.417/.158	13-21/9-14	.619/.643	43/39 +4	15/6	11/9	8/4	3/3	15/21
SMU	34/27	32/37	66-64	+2	25-54/24-60	.463/.400	12-26/9-23	.462/.391	4-7/7-10	.571/.700	27/37 (10)	19/14	4/7	6/4	1/3	10/12
East Carolina	31/23	24/23	55-46	+9	19-58/15-59	.328/.254	2-12/4-23	.167/.174	15-17/12-17	.882/.706	47/36 +11	10/5	11/11	9/8	8/3	15/17
TEMPLE	26/28	55/46	81-74	+7	28-56/27-51	.500/.529	5-14/12-26	.357/.462	20-24/8-11	.833/.727	32/23 +9	23/14	12/13	6/3	4/8	12/18
Tulane	38/22	40/39	78-61	+17	31-55/21-46	.564/.457	10-23/4-15	.435/.267	6-11/15-22	.545/.682	31/25 +6	14/9	18/16	2/1	6/4	23/14
XAVIER	36/44	50/34	86-78	+8	30-60/22-56	.500/.393	8-23/15-28	.348/.536	18-37/19-23	.486/.826	42/33 +9	14/18	8/12	9/3	5/3	19/29
USF	49/25	45/28	94-53	+41	32-66/17-51	.485/.333	12-34/6-13	.353/.462	18-30/13-20	.600/.650	40/36 +4	27/8	9/24	4/3	15/2	18/20
Tulsa	30/30	27/25	57-55	+2	18-51/17-42	.353/.405	6-24/4-11	.250/.364	15-19/17-24	.789/.708	28/38 (10)	10/9	11/16	1/2	10/3	18/16
UCONN	34/26	48/42	82-68	+14	30-60/24-57	.500/.421	12-26/9-18	.462/.500	10-12/11-14	.833/.786	35/29 +6	22/14	8/11	4/2	5/4	11/14
UCF	34/28	26/22	60-50	+10	23-65/19-48	.354/.396	9-29/3-15	.310/.200	5-5/9-11	1000/.818	34/36 (2)	19/8	5/16	4/3	12/3	13/7
SMU	28/28	23/32	51-60	(9)	17-49/19-45	.347/.422	11-32/10-21	.344/.476	6-9/12-17	.667/.706	31/32 (1)	15/14	12/11	6/4	5/4	14/11
USF	30/22	38/32	68-54	+14	25-59/18-49	.424/.367	6-18/6-15	.333/.400	12-20/12-16	.600/.750	35/38 (3)	15/7	10/21	8/5	13/4	15/18
TULSA	38/32	42/28	80-60	+20	28-50/19-44	.560/.432	8-17/11-19	.471/.579	16-26/11-17	.615/.647	29/21 +8	19/13	13/17	5/1	8/3	17/18
MEMPHIS	51/32	36/42	87-74	+13	28-57/31-57	.491/.544	8-21/4-13	.381/.308	23-28/8-12	.821/.667	34/27 +7	19/20	6/12	5/1	8/4	13/19
UCF	27/30	22/23	49-53	(4)	16-54/19-48	.296/.396	7-24/5-21	.292/.238	10-14/10-15	.714/.667	34/37 (3)	13/8	12/16	3/4	6/6	21/13
HOUSTON	37/20	28/27	65-47	+18	25-58/18-48	.431/.375	5-19/5-19	.263/.263	10-12/6-10	.833/.600	40/24 +16	14/6	11/13	3/4	7/2	13/13
UConn	33/23	34/24	67-47	+20	24-66/15-48	.364/.313	7-26/3-18	.269/.167	12-17/14-18	.706/.778	44/33 +11	9/10	6/11	2/5	6/0	16/15
Tulsa	40/25	40/36	80-61	+19	30-61/20-47	.492/.426	8-20/6-18	.400/.333	12-18/15-20	.667/.750	35/27 +8	10/12	7/14	4/3	7/3	20/14
UConn	41/29	40/42	81-71	+10	18-47/22-56	.383/.393	7-19/7-19	.368/.368	38-46/20-25	.826/.800	35/36 (1)	8/7	6/8	1/4	4/3	24/32
SMU	23/32	33/39	56-71	(15)	19-61/26-52	.311/.500	4-24/10-19	.167/.526	14-18/9-13	.778/.692	38/34 +4	7/14	7/8	1/6	7/2	13/15
Kansas State	39/28	36/33	75-61	+14	27-43/21-54	.628/.389	5-11/7-18	.455/.389	16-22/12-15	.727/.800	31/23 +8	10/10	11/7	4/2	4/7	12/19

Note: Game totals are displayed in the format TEAM/OPPONENT for each category



2016-17 Cincinnati Basketball
Cincinnati Game-by-Game Highs (as of Mar 17, 2017)
All games



Opponent	Date	Score	Points	Rebounds	Assists	Steals	Blocked shots
BROWN	11/11/16	84-55	23-EVANS, Jacob	12-WASHINGTON, Ky	6-CAUPAIN, Troy	3-CLARK, Gary	2-CLARK, Gary WASHINGTON, Kyl
ALBANY	11/14/16	74-51	19-EVANS, Jacob	5-MOORE, Quadri	5-CAUPAIN, Troy JENIFER, Justin	4-CAUPAIN, Troy	2-CLARK, Gary
vs Rhode Island	11/19/16	71-76	25-EVANS, Jacob	10-WASHINGTON, Ky	5-CAUPAIN, Troy	2-CAUPAIN, Troy	4-WASHINGTON, Kyl
vs Penn State	11/20/16	71-50	16-WASHINGTON, Ky	17-WASHINGTON, Ky	4-CAUPAIN, Troy	3-CLARK, Gary	2-CLARK, Gary
SAMFORD	11/23/16	70-55	18-WASHINGTON, Ky	12-WASHINGTON, Ky	4-CAUPAIN, Troy	3-JOHNSON, Kevin	3-WASHINGTON, Kyl BROOKS, Nysier
LIPSCOMB	11/26/16	91-68	17-CUMBERLAND, Ja	9-SCOTT, Tre	5-CAUPAIN, Troy SCOTT, Tre	3-CUMBERLAND, Ja	5-SCOTT, Tre
at Iowa State	12-01-16	55-54	13-WASHINGTON, Ky	10-CAUPAIN, Troy WASHINGTON, Kyl CLARK, Gary	2-EVANS, Jacob CLARK, Gary	1-EVANS, Jacob MOORE, Quadri CAUPAIN, Troy JOHNSON, Kevin	3-CLARK, Gary
BOWLING GREEN	12/04/16	85-56	24-WASHINGTON, Ky	6-WASHINGTON, Kyl CUMBERLAND, Jar CLARK, Gary	4-CAUPAIN, Troy	2-SCOTT, Tre	3-WASHINGTON, Kyl
at Butler	12/10/16	65-75	22-CAUPAIN, Troy	12-CLARK, Gary	2-CAUPAIN, Troy JOHNSON, Kevin	1-CLARK, Gary JOHNSON, Kevin CUMBERLAND, Jar CAUPAIN, Troy	1-EVANS, Jacob
TEXAS SOUTHERN	12/13/16	96-58	18-CUMBERLAND, Ja	9-WASHINGTON, Kyl	9-JENIFER, Justin	2-CLARK, Gary	1-WASHINGTON, Kyl CUMBERLAND, Jar BROOKS, Nysier SCOTT, Tre
FAIRLEIGH DICKINSON	12/17/16	119-68	18-JOHNSON, Kevin	8-CLARK, Gary WASHINGTON, Kyl	8-CAUPAIN, Troy	3-JOHNSON, Kevin	1-BROOKS, Nysier SCOTT, Tre JOHNSON, Kevin CLARK, Gary
MARSHALL	12/22/16	93-91	26-CLARK, Gary	12-CAUPAIN, Troy	6-CAUPAIN, Troy	4-EVANS, Jacob	2-CLARK, Gary
at Temple	12/28/16	56-50	11-EVANS, Jacob CLARK, Gary	7-WASHINGTON, Kyl	2-CAUPAIN, Troy CUMBERLAND, Jar	2-SCOTT, Tre EVANS, Jacob	2-CLARK, Gary
TULANE	01/01/17	92-56	19-CUMBERLAND, Ja	10-SCOTT, Tre	8-CAUPAIN, Troy	2-CAUPAIN, Troy EVANS, Jacob WASHINGTON, Kyl CUMBERLAND, Jar	1-CUMBERLAND, Ja BROOKS, Nysier WASHINGTON, Kyl
at Houston	1/7/17	67-58	19-WASHINGTON, Ky	9-WASHINGTON, Kyl	5-CAUPAIN, Troy	1-WASHINGTON, Kyl JOHNSON, Kevin EVANS, Jacob	3-CLARK, Gary
SMU	01/12/17	66-64	18-CLARK, Gary	7-CAUPAIN, Troy	6-CAUPAIN, Troy EVANS, Jacob	1-CLARK, Gary	3-WASHINGTON, Kyl
at East Carolina	01/15/17	55-46	16-WASHINGTON, Ky	11-WASHINGTON, Ky	4-JOHNSON, Kevin	3-JOHNSON, Kevin	5-BROOKS, Nysier
TEMPLE	01/18/17	81-74	18-CAUPAIN, Troy	9-CAUPAIN, Troy	8-CLARK, Gary	1-JOHNSON, Kevin CLARK, Gary EVANS, Jacob CUMBERLAND, Jar	2-BROOKS, Nysier CLARK, Gary
at Tulane	01/21/17	78-61	15-EVANS, Jacob	6-MOORE, Quadri CLARK, Gary	4-CAUPAIN, Troy	3-JOHNSON, Kevin	1-CLARK, Gary WASHINGTON, Kyl
XAVIER	01/26/17	86-78	21-EVANS, Jacob	11-CLARK, Gary	5-CAUPAIN, Troy	2-JOHNSON, Kevin CLARK, Gary	4-WASHINGTON, Kyl
USF	01/29/17	94-53	26-CUMBERLAND, Ja	8-CLARK, Gary	9-JENIFER, Justin	5-SCOTT, Tre	1-WASHINGTON, Kyl EVANS, Jacob MOORE, Quadri



2016-17 Cincinnati Basketball
Cincinnati Game-by-Game Highs (as of Mar 17, 2017)
All games



Opponent	Date	Score	Points	Rebounds	Assists	Steals	Blocked shots
							CUMBERLAND, Jar
at Tulsa	02/01/17	57-55	15-CAUPAIN, Troy	12-CLARK, Gary	3-EVANS, Jacob	3-JOHNSON, Kevin	1-CLARK, Gary
UConn	02/04/17	82-68	27-WASHINGTON, Ky	11-CLARK, Gary	6-CAUPAIN, Troy	4-CUMBERLAND, Ja	2-CLARK, Gary
UCF	02/08/17	60-50	14-WASHINGTON, Ky	11-WASHINGTON, Ky	6-CAUPAIN, Troy	4-EVANS, Jacob	2-EVANS, Jacob
					EVANS, Jacob	WASHINGTON, Kyl	WASHINGTON, Kyl
at SMU	02/12/17	51-60	15-EVANS, Jacob	12-CLARK, Gary	5-EVANS, Jacob	2-JOHNSON, Kevin	2-WASHINGTON, Kyl
at USF	02/15/17	68-54	14-JOHNSON, Kevin	14-CLARK, Gary	5-JENIFER, Justin	3-JOHNSON, Kevin	4-CLARK, Gary
TULSA	02/18/17	80-60	18-WASHINGTON, Ky	8-CLARK, Gary	8-CAUPAIN, Troy	2-SCOTT, Tre	2-WASHINGTON, Kyl
						EVANS, Jacob	
						JOHNSON, Kevin	
MEMPHIS	02/23/17	87-74	16-WASHINGTON, Ky	9-CLARK, Gary	7-CAUPAIN, Troy	3-CAUPAIN, Troy	3-EVANS, Jacob
at UCF	2/26/17	49-53	17-EVANS, Jacob	9-WASHINGTON, Kyl	5-CUMBERLAND, Ja	3-CAUPAIN, Troy	2-EVANS, Jacob
HOUSTON	03/02/17	65-47	14-CLARK, Gary	7-WASHINGTON, Kyl	5-CAUPAIN, Troy	2-JOHNSON, Kevin	2-EVANS, Jacob
				CLARK, Gary		CAUPAIN, Troy	
at UConn	3/5/17	67-47	17-CLARK, Gary	14-CLARK, Gary	2-CAUPAIN, Troy	3-CLARK, Gary	1-BROOKS, Nysier
					WASHINGTON, Kyl		CUMBERLAND, Jar
vs Tulsa	3/10/17	80-61	21-WASHINGTON, Ky	7-CAUPAIN, Troy	6-CAUPAIN, Troy	2-CAUPAIN, Troy	3-CLARK, Gary
						CLARK, Gary	
at UConn	3/11/17	81-71	25-CLARK, Gary	9-CLARK, Gary	5-CAUPAIN, Troy	2-EVANS, Jacob	1-CAUPAIN, Troy
						CUMBERLAND, Jar	
vs SMU	3/12/17	56-71	14-CUMBERLAND, Ja	9-CLARK, Gary	3-EVANS, Jacob	5-CUMBERLAND, Ja	1-CLARK, Gary
vs Kansas State	03/17/17	75-61	23-CAUPAIN, Troy	7-CAUPAIN, Troy	5-EVANS, Jacob	3-EVANS, Jacob	3-EVANS, Jacob
				CLARK, Gary			



2016-17 Cincinnati Basketball
Cincinnati Points-Rebounds-Assists (as of Mar 17, 2017)
All games



Opponent	Date	Score	00		01		03		10		11		13		14	
			MOORE,QUAD		EVANS,JACO		JENIFER,JU		CAUPAIN,TR		CLARK,GARY		SCOTT,TRE		BART,JACKS	
BROWN	11/11/16	84-55	w	4-1-0		23-3-3		6-5-2		10-7-6		14-9-4		6-2-0		DNP
ALBANY	11/14/16	74-51	w	6-5-0		19-3-3		6-1-5		8-4-5		2-4-1		4-3-0		0-0-0
vs Rhode Island	11/19/16	71-76	L	DNP		25-6-0		3-0-0		12-4-5		4-6-2		0-0-0		DNP
vs Penn State	11/20/16	71-50	w	2-0-0		14-5-0		3-1-1		12-3-4		9-6-2		10-3-1		DNP
SAMFORD	11/23/16	70-55	w	DNP		12-7-3		0-0-1		7-5-4		13-7-0		0-2-0		DNP
LIPSCOMB	11/26/16	91-68	w	3-3-0		14-4-4		5-2-2		8-5-5		2-2-0		9-9-5		0-0-0
at Iowa State	12-01-16	55-54	w	0-1-0		11-3-2		0-0-1		7-10-1		11-10-2		0-3-1		DNP
BOWLING GREEN	12/04/16	85-56	w	1-0-0		7-3-3		14-3-1		12-4-4		8-6-3		2-4-1		0-0-0
at Butler	12/10/16	65-75	L	0-3-0		14-5-1		0-2-1		22-5-2		14-12-1		0-3-0		DNP
TEXAS SOUTHERN	12/13/16	96-58	w	4-1-0		10-3-1		8-2-9		8-4-4		13-3-6		11-7-3		0-0-0
FAIRLEIGH DICKINSON	12/17/16	119-68	w	9-2-0		17-5-4		13-0-5		10-4-8		6-8-4		10-3-2		0-0-0
MARSHALL	12/22/16	93-91	w	DNP		25-4-5		3-1-3		7-12-6		26-10-3		8-5-1		DNP
at Temple	12/28/16	56-50	w	5-0-0		11-5-1		2-0-1		5-6-2		11-6-1		5-6-0		DNP
TULANE	01/01/17	92-56	w	DNP		13-0-2		9-1-4		9-5-8		4-7-3		6-10-1		0-0-0
at Houston	1/7/17	67-58	w	DNP		12-5-3		0-1-3		13-6-5		11-8-2		0-0-0		DNP
SMU	01/12/17	66-64	w	0-0-0		2-5-6		0-1-0		16-7-6		18-5-2		4-2-0		DNP
at East Carolina	01/15/17	55-46	w	0-0-0		10-4-3		2-0-0		8-4-0		8-9-1		0-3-1		DNP
TEMPLE	01/18/17	81-74	w	DNP		15-4-3		0-0-0		18-9-7		7-7-8		2-1-0		DNP
at Tulane	01/21/17	78-61	w	14-6-1		15-4-0		0-1-2		14-1-4		6-6-2		7-3-0		DNP
XAVIER	01/26/17	86-78	w	DNP		21-7-3		0-0-0		16-3-5		13-11-3		0-1-0		DNP
USF	01/29/17	94-53	w	4-2-3		10-4-2		12-5-9		2-1-5		6-8-3		9-7-1		0-0-0
at Tulsa	02/01/17	57-55	w	3-1-0		10-3-3		0-0-0		15-2-2		9-12-2		0-0-1		DNP
UCONN	02/04/17	82-68	w	5-0-1		0-5-4		0-1-2		7-2-6		20-11-3		2-2-2		DNP
UCF	02/08/17	60-50	w	2-0-0		11-4-6		6-0-2		5-4-6		8-8-0		2-1-0		DNP
at SMU	02/12/17	51-60	L	0-0-0		15-2-5		1-0-2		2-1-3		6-12-3		0-0-0		DNP
at USF	02/15/17	68-54	w	2-0-0		10-1-3		0-0-5		8-1-3		13-14-0		0-1-0		DNP
TULSA	02/18/17	80-60	w	0-0-0		17-4-3		2-1-3		11-3-8		14-8-2		0-1-0		DNP
MEMPHIS	02/23/17	87-74	w	5-1-0		15-4-2		0-2-0		12-3-7		13-9-3		6-1-0		DNP
at UCF	2/26/17	49-53	L	DNP		17-3-2		0-2-1		3-6-4		3-3-0		0-0-0		DNP
HOUSTON	03/02/17	65-47	w	2-3-1		7-5-3		0-0-0		11-4-5		14-7-0		2-1-0		0-0-0
at UConn	3/5/17	67-47	w	2-3-1		12-6-1		3-1-1		6-3-2		17-14-0		0-1-0		DNP
vs Tulsa	3/10/17	80-61	w	0-0-0		20-4-2		0-2-1		15-7-6		5-2-1		2-2-0		DNP
at UConn	3/11/17	81-71	w	3-3-0		21-4-1		0-0-0		18-4-5		25-9-0		0-0-0		DNP
vs SMU	3/12/17	56-71	L	2-2-0		10-7-3		DNP		8-4-2		10-9-1		0-0-0		DNP
vs Kansas State	03/17/17	75-61	w	0-0-0		9-4-5		0-0-0		23-7-2		15-7-2		DNP		DNP

Opponent	Date	Score	24		25		32		33		34		45	
			WASHINGTON		JOHNSON,KE		KOZ,JOHN		BROOKS,NYS		CUMBERLAND		TOBLER,ZAC	
BROWN	11/11/16	84-55	w	16-12-5		0-2-1		DNP		1-1-0		3-0-2		1-1-0
ALBANY	11/14/16	74-51	w	13-3-0		4-4-0		0-0-0		1-1-1		11-2-1		0-1-0
vs Rhode Island	11/19/16	71-76	L	23-10-0		3-1-0		DNP		1-0-0		0-2-1		DNP
vs Penn State	11/20/16	71-50	w	16-17-2		3-1-1		DNP		0-1-0		2-1-3		DNP
SAMFORD	11/23/16	70-55	w	18-12-1		10-1-2		DNP		10-4-0		0-2-1		DNP
LIPSCOMB	11/26/16	91-68	w	15-2-2		13-3-1		DNP		5-0-0		17-1-1		0-0-0
at Iowa State	12-01-16	55-54	w	13-10-1		11-4-1		DNP		2-4-0		0-0-0		DNP
BOWLING GREEN	12/04/16	85-56	w	24-6-0		6-2-2		0-1-1		6-1-0		2-6-3		3-0-0
at Butler	12/10/16	65-75	L	7-0-0		4-2-2		DNP		0-0-0		4-1-1		DNP
TEXAS SOUTHERN	12/13/16	96-58	w	8-9-1		10-2-1		0-0-0		6-2-0		18-6-1		0-2-0
FAIRLEIGH DICKINSON	12/17/16	119-68	w	12-8-0		18-2-1		0-0-0		8-3-0		11-4-5		5-2-0
MARSHALL	12/22/16	93-91	w	8-5-0		12-2-3		DNP		2-0-0		2-0-0		DNP
at Temple	12/28/16	56-50	w	6-7-0		5-3-0		DNP		0-2-0		6-5-2		DNP
TULANE	01/01/17	92-56	w	9-3-4		15-3-2		0-0-0		5-1-0		19-4-1		3-0-0
at Houston	1/7/17	67-58	w	19-9-0		10-5-1		DNP		0-1-0		2-2-1		DNP
SMU	01/12/17	66-64	w	11-5-3		9-0-1		DNP		0-0-0		6-2-1		DNP
at East Carolina	01/15/17	55-46	w	16-11-0		5-5-4		DNP		2-4-0		4-4-1		DNP
TEMPLE	01/18/17	81-74	w	16-4-0		16-2-4		DNP		2-1-0		5-2-1		DNP
at Tulane	01/21/17	78-61	w	4-1-1		14-2-1		DNP		0-3-1		4-1-2		DNP
XAVIER	01/26/17	86-78	w	12-8-1		5-4-1		DNP		4-3-0		15-4-1		0-0-0
USF	01/29/17	94-53	w	13-3-0		3-1-0		0-1-1		8-1-0		26-3-3		1-1-0
at Tulsa	02/01/17	57-55	w	10-8-1		6-0-0		DNP		DNP		4-0-1		DNP
UCONN	02/04/17	82-68	w	27-8-2		6-2-1		DNP		DNP		15-2-1		DNP
UCF	02/08/17	60-50	w	14-11-1		9-0-0		DNP		DNP		3-0-4		DNP
at SMU	02/12/17	51-60	L	11-6-0		13-2-2		DNP		0-0-0		3-1-0		DNP
at USF	02/15/17	68-54	w	13-9-1		14-1-1		DNP		1-1-0		7-4-2		0-0-0
TULSA	02/18/17	80-60	w	18-6-1		15-3-1		DNP		3-2-0		DNP		0-0-1
MEMPHIS	02/23/17	87-74	w	16-6-0		7-3-3		DNP		4-2-0		9-2-4		DNP
at UCF	2/26/17	49-53	L	7-9-0		6-2-1		DNP		2-1-0		11-3-5		DNP
HOUSTON	03/02/17	65-47	w	9-7-1		7-4-4		DNP		0-2-0		10-3-0		3-0-0
at UConn	3/5/17	67-47	w	7-6-2		5-1-1		DNP		0-0-0		15-3-1		DNP
vs Tulsa	3/10/17	80-61	w	21-6-0		7-1-0		DNP		0-3-0		9-3-0		1-0-0
at UConn	3/11/17	81-71	w	0-1-0		0-1-1		DNP		3-5-0		11-2-1		DNP
vs SMU	3/12/17	56-71	L	12-5-0		0-2-1		DNP		0-2-0		14-4-0		DNP
vs Kansas State	03/17/17	75-61	w	16-4-1		2-2-0		DNP		1-1-0		9-3-0		DNP



2016-17 Cincinnati Basketball
Cincinnati Team High/Low Analysis (as of Mar 17, 2017)
All games



Cincinnati - TEAM GAME HIGHS

POINTS	119	FAIRLEIGH DICKINSON (12/17/16)
	96	TEXAS SOUTHERN (12/13/16)
	94	USF (01/29/17)
	93	MARSHALL (12/22/16)
	92	TULANE (01/01/17)
FIELD GOALS MADE	44	FAIRLEIGH DICKINSON (12/17/16)
	40	TEXAS SOUTHERN (12/13/16)
FIELD GOAL ATTEMPTS	75	MARSHALL (12/22/16)
	71	TEXAS SOUTHERN (12/13/16)
FIELD GOAL PERCENTAGE	.647 (44-68)	FAIRLEIGH DICKINSON (12/17/16)
	.628 (27-43)	vs Kansas State (03/17/17)
3 PT FIELD GOALS MADE	13	TULANE (01/01/17)
	12	UConn (02/04/17)
	12	USF (01/29/17)
	12	SMU (01/12/17)
	12	FAIRLEIGH DICKINSON (12/17/16)
3 PT FG ATTEMPTS	34	USF (01/29/17)
	32	at SMU (02/12/17)
3 PT FG PERCENTAGE	.542 (13-24)	TULANE (01/01/17)
	.480 (12-25)	FAIRLEIGH DICKINSON (12/17/16)
FREE THROWS MADE	38	at UConn (3/11/17)
	23	MEMPHIS (02/23/17)
FREE THROW ATTEMPTS	46	at UConn (3/11/17)
	37	XAVIER (01/26/17)
FREE THROW PERCENTAGE	1.000 (5-5)	UCF (02/08/17)
	.882 (15-17)	at East Carolina (01/15/17)
REBOUNDS	47	at East Carolina (01/15/17)
	46	at Temple (12/28/16)
	46	at Iowa State (12-01-16)
ASSISTS	29	FAIRLEIGH DICKINSON (12/17/16)
	27	USF (01/29/17)
STEALS	15	USF (01/29/17)
	13	at USF (02/15/17)
	13	FAIRLEIGH DICKINSON (12/17/16)
	13	ALBANY (11/14/16)
BLOCKED SHOTS	10	SAMFORD (11/23/16)
	9	XAVIER (01/26/17)
	9	at East Carolina (01/15/17)
	9	BROWN (11/11/16)
TURNOVERS	18	at Tulane (01/21/17)
	15	at Temple (12/28/16)
FOULS	24	at UConn (3/11/17)
	23	at Tulane (01/21/17)



2016-17 Cincinnati Basketball
Cincinnati High/Low Analysis (as of Mar 17, 2017)
All games



Opponent - GAME HIGHS

POINTS	91	MARSHALL (12/22/16)
	78	XAVIER (01/26/17)
	76	vs Rhode Island (11/19/16)
	75	at Butler (12/10/16)
	74	MEMPHIS (02/23/17)
	74	TEMPLE (01/18/17)
FIELD GOALS MADE	31	MEMPHIS (02/23/17)
	31	MARSHALL (12/22/16)
FIELD GOAL ATTEMPTS	71	MARSHALL (12/22/16)
	69	TEXAS SOUTHERN (12/13/16)
FIELD GOAL PERCENTAGE	.544 (31-57)	MEMPHIS (02/23/17)
	.529 (27-51)	TEMPLE (01/18/17)
3 PT FIELD GOALS MADE	17	MARSHALL (12/22/16)
	15	XAVIER (01/26/17)
3 PT FG ATTEMPTS	30	MARSHALL (12/22/16)
	28	XAVIER (01/26/17)
3 PT FG PERCENTAGE	.579 (11-19)	TULSA (02/18/17)
	.567 (17-30)	MARSHALL (12/22/16)
FREE THROWS MADE	21	at Butler (12/10/16)
	20	at UConn (3/11/17)
	20	FAIRLEIGH DICKINSON (12/17/16)
FREE THROW ATTEMPTS	28	TULANE (01/01/17)
	26	at Butler (12/10/16)
FREE THROW PERCENTAGE	1.000 (12-12)	MARSHALL (12/22/16)
	.917 (11-12)	vs Penn State (11/20/16)
REBOUNDS	43	at Temple (12/28/16)
	39	at Houston (1/7/17)
	39	LIPSCOMB (11/26/16)
	39	vs Rhode Island (11/19/16)
ASSISTS	20	MEMPHIS (02/23/17)
	18	XAVIER (01/26/17)
	18	MARSHALL (12/22/16)
STEALS	8	TEMPLE (01/18/17)
	7	vs Kansas State (03/17/17)
BLOCKED SHOTS	8	at East Carolina (01/15/17)
	6	vs SMU (3/12/17)
TURNOVERS	24	USF (01/29/17)
	22	FAIRLEIGH DICKINSON (12/17/16)
	22	ALBANY (11/14/16)
FOULS	32	at UConn (3/11/17)
	29	XAVIER (01/26/17)



2016-17 Cincinnati Basketball
Cincinnati High/Low Analysis (as of Mar 17, 2017)
All games



Cincinnati - GAME LOWS

POINTS	49	at UCF (2/26/17)
	51	at SMU (02/12/17)
	55	at Iowa State (12-01-16)
	55	at East Carolina (01/15/17)
	56	at Temple (12/28/16)
	56	vs SMU (3/12/17)
FIELD GOALS MADE	16	at UCF (2/26/17)
	17	at SMU (02/12/17)
FIELD GOAL ATTEMPTS	43	vs Kansas State (03/17/17)
	47	at UConn (3/11/17)
FIELD GOAL PERCENTAGE	.296 (16-54)	at UCF (2/26/17)
	.311 (19-61)	vs SMU (3/12/17)
3 PT FIELD GOALS MADE	2	at East Carolina (01/15/17)
	3	at Iowa State (12-01-16)
3 PT FG ATTEMPTS	11	vs Kansas State (03/17/17)
	12	at East Carolina (01/15/17)
3 PT FG PERCENTAGE	.143 (3-21)	at Iowa State (12-01-16)
	.167 (2-12)	at East Carolina (01/15/17)
	.167 (4-24)	vs SMU (3/12/17)
FREE THROWS MADE	4	SMU (01/12/17)
	5	vs Penn State (11/20/16)
	5	UCF (02/08/17)
FREE THROW ATTEMPTS	5	UCF (02/08/17)
	7	SMU (01/12/17)
FREE THROW PERCENTAGE	.435 (10-23)	MARSHALL (12/22/16)
	.486 (18-37)	XAVIER (01/26/17)
REBOUNDS	27	SMU (01/12/17)
	28	at Tulsa (02/01/17)
ASSISTS	7	at Temple (12/28/16)
	7	vs SMU (3/12/17)
STEALS	1	SMU (01/12/17)
	3	at Houston (1/7/17)
BLOCKED SHOTS	1	at Butler (12/10/16)
	1	at Tulsa (02/01/17)
	1	at UConn (3/11/17)
	1	vs SMU (3/12/17)
TURNOVERS	3	TEXAS SOUTHERN (12/13/16)
	4	SMU (01/12/17)
FOULS	10	SMU (01/12/17)
	11	UConn (02/04/17)



2016-17 Cincinnati Basketball
Cincinnati High/Low Analysis (as of Mar 17, 2017)
All games



Opponent - GAME LOWS

POINTS	46	at East Carolina (01/15/17)
	47	HOUSTON (03/02/17)
	47	at UConn (3/5/17)
	50	vs Penn State (11/20/16)
	50	at Temple (12/28/16)
	50	UCF (02/08/17)
FIELD GOALS MADE	15	at East Carolina (01/15/17)
	15	at UConn (3/5/17)
FIELD GOAL ATTEMPTS	42	at Tulsa (02/01/17)
	44	TULSA (02/18/17)
FIELD GOAL PERCENTAGE	.254 (15-59)	at East Carolina (01/15/17)
	.267 (16-60)	at Temple (12/28/16)
3 PT FIELD GOALS MADE	2	ALBANY (11/14/16)
	3	TULANE (01/01/17)
	3	at Houston (1/7/17)
	3	UCF (02/08/17)
	3	at UConn (3/5/17)
3 PT FG ATTEMPTS	11	at Tulsa (02/01/17)
	13	USF (01/29/17)
	13	MEMPHIS (02/23/17)
3 PT FG PERCENTAGE	.143 (2-14)	ALBANY (11/14/16)
	.143 (3-21)	TULANE (01/01/17)
FREE THROWS MADE	5	LIPSCOMB (11/26/16)
	5	at Iowa State (12-01-16)
FREE THROW ATTEMPTS	6	LIPSCOMB (11/26/16)
	10	SMU (01/12/17)
	10	HOUSTON (03/02/17)
FREE THROW PERCENTAGE	.455 (5-11)	at Iowa State (12-01-16)
	.600 (6-10)	HOUSTON (03/02/17)
REBOUNDS	21	TULSA (02/18/17)
	23	BROWN (11/11/16)
	23	TEMPLE (01/18/17)
	23	vs Kansas State (03/17/17)
ASSISTS	5	at Iowa State (12-01-16)
	5	at East Carolina (01/15/17)
STEALS	0	TEXAS SOUTHERN (12/13/16)
	0	at UConn (3/5/17)
BLOCKED SHOTS	0	BOWLING GREEN (12/04/16)
	1	BROWN (11/11/16)
	1	ALBANY (11/14/16)
	1	SAMFORD (11/23/16)
	1	at Tulane (01/21/17)
	1	TULSA (02/18/17)
	1	MEMPHIS (02/23/17)
TURNOVERS	6	at Butler (12/10/16)
	7	at Iowa State (12-01-16)
	7	SMU (01/12/17)
	7	vs Kansas State (03/17/17)
FOULS	7	UCF (02/08/17)
	11	at SMU (02/12/17)



2016-17 Cincinnati Basketball
Cincinnati Player High/Low Analysis (as of Mar 17, 2017)
All games



Cincinnati - INDIVIDUAL GAME HIGHS

Points	27		WASHINGTON, Kyle vs UConn (02/04/17)
	26		CUMBERLAND, Jarron vs USF (01/29/17)
	26		CLARK, Gary vs Marshall (12/22/16)
	25		CLARK, Gary at UConn (3/11/17)
	25		EVANS, Jacob vs Marshall (12/22/16)
	25		EVANS, Jacob vs Rhode Island (11/19/16)
Field Goals Made	12		CLARK, Gary vs Marshall (12/22/16)
	11		WASHINGTON, Kyle vs UConn (02/04/17)
	11		WASHINGTON, Kyle vs Bowling Green (12/04/16)
Field Goal Att.	18		WASHINGTON, Kyle vs UConn (02/04/17)
	17		WASHINGTON, Kyle at Houston (1/7/17)
FG Pct (min 5 made)	1.000	(5-5)	SCOTT, Tre vs Fairleigh Dickinson (12/17/16)
	.889	(8-9)	CLARK, Gary vs SMU (01/12/17)
3-Point FG Made	6		CUMBERLAND, Jarron vs USF (01/29/17)
	5		EVANS, Jacob at SMU (02/12/17)
	5		CAUPAIN, Troy vs SMU (01/12/17)
3-Point FG Att.	11		EVANS, Jacob at SMU (02/12/17)
	9		EVANS, Jacob at Tulsa (02/01/17)
	9		CUMBERLAND, Jarron vs USF (01/29/17)
	9		EVANS, Jacob vs Xavier (01/26/17)
3-Pt FG Pct (min 2 made)	1.000	(4-4)	CUMBERLAND, Jarron vs Texas Southern (12/13/16)
	1.000	(3-3)	EVANS, Jacob at UConn (3/11/17)
	1.000	(3-3)	EVANS, Jacob vs Tulsa (3/10/17)
	1.000	(3-3)	CUMBERLAND, Jarron vs Tulane (01/01/17)
Free Throws Made	15		CLARK, Gary at UConn (3/11/17)
	8		EVANS, Jacob at UConn (3/11/17)
	8		CAUPAIN, Troy vs Temple (01/18/17)
	8		CUMBERLAND, Jarron vs Lipscomb (11/26/16)
Free Throw Att.	16		CLARK, Gary at UConn (3/11/17)
	14		WASHINGTON, Kyle vs Xavier (01/26/17)
FT Pct (min 3 made)	1.000	(7-7)	CAUPAIN, Troy vs Kansas State (03/17/17)
	1.000	(6-6)	WASHINGTON, Kyle vs Memphis (02/23/17)
	1.000	(5-5)	WASHINGTON, Kyle vs Tulsa (3/10/17)
	1.000	(4-4)	CLARK, Gary vs SMU (3/12/17)
	1.000	(4-4)	CLARK, Gary vs Tulsa (02/18/17)
	1.000	(4-4)	WASHINGTON, Kyle at Tulsa (02/01/17)
	1.000	(4-4)	JOHNSON, Kevin at Tulsa (02/01/17)
	1.000	(4-4)	MOORE, Quadri vs USF (01/29/17)
	1.000	(4-4)	WASHINGTON, Kyle at East Carolina (01/15/17)
	1.000	(4-4)	JOHNSON, Kevin at Houston (1/7/17)
	1.000	(4-4)	WASHINGTON, Kyle vs Brown (11/11/16)
	1.000	(3-3)	CUMBERLAND, Jarron at UConn (3/5/17)
	1.000	(3-3)	WASHINGTON, Kyle vs Houston (03/02/17)
	1.000	(3-3)	CAUPAIN, Troy at Tulsa (02/01/17)
	1.000	(3-3)	CLARK, Gary vs Temple (01/18/17)
	1.000	(3-3)	WASHINGTON, Kyle vs Tulane (01/01/17)
	1.000	(3-3)	TOBLER, Zack vs Fairleigh Dickinson (12/17/16)
	1.000	(3-3)	CAUPAIN, Troy at Iowa State (12-01-16)
	1.000	(3-3)	EVANS, Jacob vs Samford (11/23/16)
Rebounds	17		WASHINGTON, Kyle vs Penn State (11/20/16)
	14		CLARK, Gary at UConn (3/5/17)
	14		CLARK, Gary at USF (02/15/17)
Assists	9		JENIFER, Justin vs USF (01/29/17)

	9	JENIFER, Justin vs Texas Southern (12/13/16)
Steals	5	CUMBERLAND, Jarron vs SMU (3/12/17)
	5	SCOTT, Tre vs USF (01/29/17)
Blocked Shots	5	BROOKS, Nysier at East Carolina (01/15/17)
	5	SCOTT, Tre vs Lipscomb (11/26/16)
Turnovers	5	WASHINGTON, Kyle vs Fairleigh Dickinson (12/17/16)
	4	CUMBERLAND, Jarron vs Houston (03/02/17)
	4	CAUPAIN, Troy at UCF (2/26/17)
	4	WASHINGTON, Kyle vs Penn State (11/20/16)
	4	EVANS, Jacob vs Rhode Island (11/19/16)
	4	MOORE, Quadri vs Albany (11/14/16)
	4	CAUPAIN, Troy vs Brown (11/11/16)
Fouls	5	WASHINGTON, Kyle at Tulane (01/21/17)
	5	BROOKS, Nysier vs Tulane (01/01/17)
	5	WASHINGTON, Kyle at Butler (12/10/16)



2016-17 Cincinnati Basketball
Cincinnati Opponent High/Low Analysis (as of Mar 17, 2017)
All games



OPPONENT INDIVIDUAL GAME HIGHS

Points	40	BLUIETT, Trevon vs Xavier (01/26/17)
	28	BROWNING, Stevie vs Marshall (12/22/16)
	27	TAYLOR, B.J. at UCF (2/26/17)
	25	ALSTON, JR., Shizz vs Temple (01/18/17)
	24	Stephan JIGGETTS vs Fairleigh Dickinson (12/17/16)
Field Goals Made	12	BLUIETT, Trevon vs Xavier (01/26/17)
	11	BROWNING, Stevie vs Marshall (12/22/16)
Field Goal Att.	22	GRAY, Rob at Houston (1/7/17)
	22	BROWNING, Stevie vs Marshall (12/22/16)
FG Pct (min 5 made)	1.000 (7-7)	FALL, Tacko vs UCF (02/08/17)
	1.000 (6-6)	RIVERS, Jimario vs Memphis (02/23/17)
3-Point FG Made	9	BLUIETT, Trevon vs Xavier (01/26/17)
	6	ETOU, Junior vs Tulsa (02/18/17)
	6	BROWNING, Stevie vs Marshall (12/22/16)
3-Point FG Att.	11	BLUIETT, Trevon vs Xavier (01/26/17)
	11	Garner, Shep vs Penn State (11/20/16)
3-Pt FG Pct (min 2 made)	1.000 (2-2)	WHEELER, Jaleel vs Tulsa (02/18/17)
	1.000 (2-2)	EMELOGU, Ben at SMU (02/12/17)
	1.000 (2-2)	JACKSON, Vance vs UConn (02/04/17)
	1.000 (2-2)	BURKS, C.J. vs Marshall (12/22/16)
Free Throws Made	11	Stephan JIGGETTS vs Fairleigh Dickinson (12/17/16)
	8	THORPE, Geno at USF (02/15/17)
Free Throw Att.	12	Stephan JIGGETTS vs Fairleigh Dickinson (12/17/16)
	9	BLUIETT, Trevon vs Xavier (01/26/17)
	9	ONA EMBO, Ray vs Tulane (01/01/17)
	9	DINGLE, Daniel at Temple (12/28/16)
FT Pct (min 3 made)	1.000 (8-8)	THORPE, Geno at USF (02/15/17)
	1.000 (6-6)	IWUNDU, Wesley vs Kansas State (03/17/17)
	1.000 (6-6)	FACEY, Kentan at UConn (3/5/17)
	1.000 (6-6)	PURVIS, Rodney at UConn (3/5/17)
	1.000 (6-6)	FRAZIER, Melvin at Tulane (01/21/17)
	1.000 (5-5)	ADAMS, Jalen at UConn (3/11/17)
	1.000 (5-5)	Jalan McCloud vs Texas Southern (12/13/16)
	1.000 (4-4)	TAPLIN, Sterling vs Tulsa (3/10/17)
	1.000 (4-4)	TAYLOR, B.J. vs UCF (02/08/17)
	1.000 (4-4)	VITAL, Christian vs UConn (02/04/17)
	1.000 (4-4)	WHEELER, Jaleel at Tulsa (02/01/17)
	1.000 (4-4)	SUMNER, Edmond vs Xavier (01/26/17)
	1.000 (4-4)	BARKLEY, Kentrell at East Carolina (01/15/17)
	1.000 (4-4)	MILTON, Shake vs SMU (01/12/17)
	1.000 (4-4)	VANBECK, Wes at Houston (1/7/17)
	1.000 (4-4)	ROSE, Quinton at Temple (12/28/16)
	1.000 (4-4)	ELMORE, Jon vs Marshall (12/22/16)
	1.000 (4-4)	TAYLOR, Ryan vs Marshall (12/22/16)
	1.000 (4-4)	Christen Cunningham vs Samford (11/23/16)
	1.000 (4-4)	Carr, Tony vs Penn State (11/20/16)
	1.000 (4-4)	Stevens, Lamar vs Penn State (11/20/16)
	1.000 (4-4)	MARTIN, Hassan vs Rhode Island (11/19/16)
	1.000 (4-4)	CREMO, Joe vs Albany (11/14/16)
	1.000 (3-3)	BIRT, Pat vs Tulsa (02/18/17)
	1.000 (3-3)	GRAY, Rob at Houston (1/7/17)
Rebounds	13	EDOGLI, TK at Tulsa (02/01/17)
	11	DA SILVA, Tulio at USF (02/15/17)

	11	FALL, Tacko vs UCF (02/08/17)
	11	MOORE, Ben vs SMU (01/12/17)
	11	BROWN, Sterling vs SMU (01/12/17)
	11	REYES, Sammis vs Tulane (01/01/17)
	11	AFLAKPUI, Ernest at Temple (12/28/16)
	11	Wyatt Walker vs Samford (11/23/16)
	11	Watkins, Mike vs Penn State (11/20/16)
Assists	11	MARTIN, Jeremiah vs Memphis (02/23/17)
	7	SUMNER, Edmond vs Xavier (01/26/17)
Steals	5	ALSTON, JR., Shizz vs Temple (01/18/17)
	4	BROWN, Barry vs Kansas State (03/17/17)
	4	Thomas, Matt at Iowa State (12-01-16)
Blocked Shots	5	WASHINGTON, Andre at East Carolina (01/15/17)
	4	FOSTER, Jarrey vs SMU (3/12/17)
	4	FALL, Tacko at UCF (2/26/17)
	4	NKALI, Bertrand at Houston (1/7/17)
Turnovers	8	CREMO,Joe vs Albany (11/14/16)
	6	FALL, Tacko vs UCF (02/08/17)
	6	HOLSTON, Troy vs USF (01/29/17)
	6	BIBBY, Michael vs USF (01/29/17)
	6	WILLIAMS,Josh vs Lipscomb (11/26/16)
Fouls	5	FACEY, Kentan at UConn (3/11/17)
	5	PURVIS, Rodney at UConn (3/11/17)
	5	GUERRERO, Ruben at USF (02/15/17)
	5	MOORE, Ben at SMU (02/12/17)
	5	ZEIGLER, Bo vs USF (01/29/17)
	5	JONES, Tyrique vs Xavier (01/26/17)
	5	ENECHIONYIA, Obi vs Temple (01/18/17)
	5	SMITH, Ryan vs Tulane (01/01/17)
	5	AFLAKPUI, Ernest at Temple (12/28/16)
	5	TAYLOR, Ryan vs Marshall (12/22/16)
	5	Derrick Griffin vs Texas Southern (12/13/16)
	5	MARTIN, Hassan vs Rhode Island (11/19/16)



2016-17 Cincinnati Basketball
Cincinnati Individual Game-by-Game (as of Mar 17, 2017)
All games



#00 MOORE, Quadri

Opponent	Date	gs	min	Total		3-Pointers		Free throws		Rebounds				pf	a	t/o	blk	stl	pts	avg
				fg-fga	pct	3fg-fga	pct	ft-fa	pct	off	def	tot	avg							
BROWN	11/11/16		9	2-2	1.000	0-0	.000	0-0	.000	1	0	1	1.0	4	0	1	0	0	4	4.0
ALBANY	11/14/16		14	3-8	.375	0-1	.000	0-0	.000	3	2	5	3.0	2	0	4	0	0	6	5.0
vs Penn State	11/20/16		6	1-1	1.000	0-0	.000	0-0	.000	0	0	0	2.0	1	0	0	0	0	2	4.0
LIPSCOMB	11/26/16		8	1-6	.167	1-2	.500	0-0	.000	0	3	3	2.3	2	0	0	1	0	3	3.8
at Iowa State	12-01-16		2	0-1	.000	0-0	.000	0-0	.000	0	1	1	2.0	0	0	0	0	1	0	3.0
BOWLING GREEN	12/04/16		4	0-0	.000	0-0	.000	1-2	.500	0	0	0	1.7	0	0	2	1	0	1	2.7
at Butler	12/10/16		12	0-3	.000	0-1	.000	0-0	.000	0	3	3	1.9	0	0	0	0	0	0	2.3
TEXAS SOUTHERN	12/13/16 *		11	2-5	.400	0-0	.000	0-0	.000	1	0	1	1.8	0	0	1	0	0	4	2.5
FAIRLEIGH DICKINSON	12/17/16		14	3-5	.600	1-3	.333	2-2	1.000	0	2	2	1.8	3	0	1	0	2	9	3.2
at Temple	12/28/16		4	2-4	.500	1-2	.500	0-0	.000	0	0	0	1.6	0	0	0	0	0	5	3.4
SMU	01/12/17		4	0-0	.000	0-0	.000	0-0	.000	0	0	0	1.5	0	0	0	0	0	0	3.1
at East Carolina	01/15/17		5	0-0	.000	0-0	.000	0-0	.000	0	0	0	1.3	0	0	0	0	1	0	2.8
at Tulane	01/21/17		20	5-8	.625	3-4	.750	1-1	1.000	0	6	6	1.7	2	1	3	0	1	14	3.7
USF	01/29/17		16	0-4	.000	0-4	.000	4-4	1.000	0	2	2	1.7	4	3	1	1	0	4	3.7
at Tulsa	02/01/17		11	1-4	.250	1-2	.500	0-0	.000	0	1	1	1.7	2	0	1	0	0	3	3.7
UCONN	02/04/17		9	1-2	.500	1-1	1.000	2-2	1.000	0	0	0	1.6	1	1	1	0	0	5	3.8
UCF	02/08/17		6	1-2	.500	0-0	.000	0-0	.000	0	0	0	1.5	1	0	0	0	0	2	3.6
at SMU	02/12/17		1	0-0	.000	0-0	.000	0-0	.000	0	0	0	1.4	2	0	1	0	0	0	3.4
at USF	02/15/17		2	0-1	.000	0-0	.000	2-4	.500	0	0	0	1.3	1	0	1	0	0	2	3.4
TULSA	02/18/17		3	0-0	.000	0-0	.000	0-0	.000	0	0	0	1.3	1	0	1	0	0	0	3.2
MEMPHIS	02/23/17		6	1-1	1.000	1-1	1.000	2-2	1.000	1	0	1	1.2	1	0	0	0	0	5	3.3
HOUSTON	03/02/17		9	1-3	.333	0-2	.000	0-0	.000	1	2	3	1.3	0	1	0	0	0	2	3.2
at UConn	3/5/17		13	1-5	.200	0-3	.000	0-0	.000	1	2	3	1.4	1	1	0	0	1	2	3.2
vs Tulsa	3/10/17		3	0-2	.000	0-2	.000	0-0	.000	0	0	0	1.3	1	0	0	0	0	0	3.0
at UConn	3/11/17		13	1-6	.167	0-3	.000	1-2	.500	2	1	3	1.4	4	0	1	0	0	3	3.0
vs SMU	3/12/17		9	1-4	.250	0-1	.000	0-0	.000	2	0	2	1.4	1	0	1	0	0	2	3.0
vs Kansas State	03/17/17		1	0-0	.000	0-0	.000	0-0	.000	0	0	0	1.4	0	0	0	0	0	0	2.9
Totals		1	215	27-77	.351	9-32	.281	15-19	.789	12	25	37	1.4	34	7	20	3	6	78	2.9

Games played: 27
Minutes/game: 8.0
Points/game: 2.9
FG Pct: 35.1
3FG Pct: 28.1
FT Pct: 78.9

Rebounds/game: 1.4
Assists/game: 0.3
Turnovers/game: 0.7
Assist/turnover ratio: 0.4
Steals/game: 0.2
Blocks/game: 0.1



2016-17 Cincinnati Basketball
Cincinnati Individual Game-by-Game (as of Mar 17, 2017)
All games



#01 EVANS, Jacob

Opponent	Date	gs	min	Total		3-Pointers		Free throws		Rebounds				pf	a	t/o	blk	stl	pts	avg	
				fg-fga	pct	3fg-fga	pct	ft-fa	pct	off	def	tot	avg								
BROWN	11/11/16	*	32	9-12	.750	4-6	.667	1-2	.500	1	2	3	3.0	2	3	1	1	1	23	23.0	
ALBANY	11/14/16	*	30	5-11	.455	2-7	.286	7-8	.875	1	2	3	3.0	4	3	1	1	3	19	21.0	
vs Rhode Island	11/19/16	*	37	8-12	.667	2-5	.400	7-9	.778	4	2	6	4.0	3	0	4	0	0	25	22.3	
vs Penn State	11/20/16	*	29	5-7	.714	2-4	.500	2-2	1.000	2	3	5	4.3	2	0	3	0	2	14	20.3	
SAMFORD	11/23/16	*	33	4-11	.364	1-3	.333	3-3	1.000	2	5	7	4.8	3	3	2	1	2	12	18.6	
LIPSCOMB	11/26/16	*	28	5-8	.625	2-3	.667	2-3	.667	1	3	4	4.7	2	4	0	0	2	14	17.8	
at Iowa State	12-01-16	*	42	4-12	.333	1-5	.200	2-2	1.000	1	2	3	4.4	1	2	3	0	1	11	16.9	
BOWLING GREEN	12/04/16	*	22	3-5	.600	1-3	.333	0-0	.000	1	2	3	4.3	0	3	0	1	0	7	15.6	
at Butler	12/10/16	*	38	5-12	.417	2-5	.400	2-2	1.000	2	3	5	4.3	4	1	2	1	0	14	15.4	
TEXAS SOUTHERN	12/13/16	*	23	4-7	.571	1-4	.250	1-2	.500	0	3	3	4.2	1	1	0	0	1	10	14.9	
FAIRLEIGH DICKINSON	12/17/16	*	22	5-9	.556	2-5	.400	5-8	.625	2	3	5	4.3	2	4	0	0	0	17	15.1	
MARSHALL	12/22/16	*	45	9-15	.600	4-5	.800	3-5	.600	1	3	4	4.3	2	5	2	1	4	25	15.9	
at Temple	12/28/16	*	26	4-11	.364	0-2	.000	3-4	.750	2	3	5	4.3	4	1	1	1	2	11	15.5	
TULANE	01/01/17	*	17	5-8	.625	3-5	.600	0-0	.000	0	0	0	4.0	0	2	2	0	2	13	15.4	
at Houston	1/7/17	*	35	4-12	.333	3-7	.429	1-3	.333	1	4	5	4.1	0	3	1	1	1	12	15.1	
SMU	01/12/17	*	38	1-10	.100	0-3	.000	0-1	.000	1	4	5	4.1	2	6	1	2	0	2	14.3	
at East Carolina	01/15/17	*	27	2-7	.286	0-2	.000	6-7	.857	2	2	4	4.1	4	3	0	1	1	10	14.1	
TEMPLE	01/18/17	*	37	5-10	.500	1-3	.333	4-6	.667	2	2	4	4.1	2	3	2	1	1	15	14.1	
at Tulane	01/21/17	*	16	6-7	.857	2-3	.667	1-2	.500	1	3	4	4.1	4	0	1	0	1	15	14.2	
XAVIER	01/26/17	*	37	7-16	.438	3-9	.333	4-5	.800	4	3	7	4.3	1	3	1	2	0	21	14.5	
USF	01/29/17	*	25	3-7	.429	2-6	.333	2-3	.667	0	4	4	4.2	1	2	0	1	2	10	14.3	
at Tulsa	02/01/17	*	37	4-14	.286	2-9	.222	0-0	.000	1	2	3	4.2	4	3	3	0	1	10	14.1	
UCONN	02/04/17	*	30	0-3	.000	0-1	.000	0-0	.000	1	4	5	4.2	1	4	1	1	0	0	13.5	
UCF	02/08/17	*	35	4-10	.400	1-4	.250	2-2	1.000	2	2	4	4.2	3	6	2	2	4	11	13.4	
at SMU	02/12/17	*	38	5-12	.417	5-11	.455	0-0	.000	1	1	2	4.1	2	5	0	0	1	15	13.4	
at USF	02/15/17	*	28	4-9	.444	2-4	.500	0-0	.000	0	1	1	4.0	3	3	3	0	1	10	13.3	
TULSA	02/18/17	*	35	6-14	.429	3-7	.429	2-5	.400	1	3	4	4.0	1	3	2	1	2	17	13.4	
MEMPHIS	02/23/17	*	33	6-13	.462	1-3	.333	2-2	1.000	3	1	4	4.0	1	2	1	3	2	15	13.5	
at UCF	2/26/17	*	40	5-10	.500	3-7	.429	4-5	.800	0	3	3	4.0	3	2	0	2	1	17	13.6	
HOUSTON	03/02/17	*	21	3-5	.600	1-2	.500	0-0	.000	3	2	5	4.0	1	3	0	2	1	7	13.4	
at UConn	3/5/17	*	34	4-13	.308	2-5	.400	2-2	1.000	4	2	6	4.1	3	1	0	0	0	12	13.4	
vs Tulsa	3/10/17	*	26	8-10	.800	3-3	1.000	1-2	.500	1	3	4	4.1	3	2	0	1	1	20	13.6	
at UConn	3/11/17	*	29	5-7	.714	3-3	1.000	8-10	.800	0	4	4	4.1	3	1	0	0	2	21	13.8	
vs SMU	3/12/17	*	38	3-11	.273	2-4	.500	2-4	.500	4	3	7	4.1	2	3	1	0	1	10	13.7	
vs Kansas State	03/17/17	*	37	4-8	.500	1-3	.333	0-0	.000	1	3	4	4.1	0	5	3	3	3	9	13.5	
Totals			35	1100	164-348	.471	67-161	.416	79-109	.725	53	92	145	4.1	74	95	43	30	46	474	13.5

Games played: 35
Minutes/game: 31.4
Points/game: 13.5
FG Pct: 47.1
3FG Pct: 41.6
FT Pct: 72.5

Rebounds/game: 4.1
Assists/game: 2.7
Turnovers/game: 1.2
Assist/turnover ratio: 2.2
Steals/game: 1.3
Blocks/game: 0.9



2016-17 Cincinnati Basketball
Cincinnati Individual Game-by-Game (as of Mar 17, 2017)
All games



#03 JENIFER, Justin

Opponent	Date	gs	min	Total		3-Pointers		Free throws		Rebounds				pf	a	t/o	blk	stl	pts	avg
				fg-fga	pct	3fg-fga	pct	ft-fa	pct	off	def	tot	avg							
BROWN	11/11/16		27	2-4	.500	1-3	.333	1-1	1.000	2	3	5	5.0	1	2	1	0	1	6	6.0
ALBANY	11/14/16		19	2-5	.400	1-2	.500	1-2	.500	0	1	1	3.0	2	5	1	0	3	6	6.0
vs Rhode Island	11/19/16		16	1-2	.500	1-2	.500	0-0	.000	0	0	0	2.0	2	0	0	0	1	3	5.0
vs Penn State	11/20/16		23	1-4	.250	1-2	.500	0-1	.000	0	1	1	1.8	1	1	1	0	0	3	4.5
SAMFORD	11/23/16		9	0-3	.000	0-2	.000	0-2	.000	0	0	0	1.4	1	1	1	0	0	0	3.6
LIPSCOMB	11/26/16		13	2-4	.500	1-1	1.000	0-0	.000	0	2	2	1.5	0	2	2	0	1	5	3.8
at Iowa State	12-01-16		5	0-1	.000	0-0	.000	0-0	.000	0	0	0	1.3	1	1	0	0	0	0	3.3
BOWLING GREEN	12/04/16		28	5-8	.625	4-5	.800	0-0	.000	1	2	3	1.5	1	1	1	0	0	14	4.6
at Butler	12/10/16		9	0-1	.000	0-1	.000	0-0	.000	1	1	2	1.6	1	1	1	0	0	0	4.1
TEXAS SOUTHERN	12/13/16		22	3-5	.600	1-3	.333	1-2	.500	0	2	2	1.6	1	9	0	0	1	8	4.5
FAIRLEIGH DICKINSON	12/17/16		23	6-11	.545	1-4	.250	0-0	.000	0	0	0	1.5	2	5	2	0	2	13	5.3
MARSHALL	12/22/16		13	1-3	.333	0-1	.000	1-2	.500	0	1	1	1.4	0	3	0	0	0	3	5.1
at Temple	12/28/16		12	1-3	.333	0-1	.000	0-0	.000	0	0	0	1.3	1	1	0	0	1	2	4.8
TULANE	01/01/17		20	3-5	.600	1-2	.500	2-2	1.000	1	0	1	1.3	0	4	0	0	0	9	5.1
at Houston	1/7/17		14	0-2	.000	0-1	.000	0-0	.000	0	1	1	1.3	1	3	1	0	0	0	4.8
SMU	01/12/17		4	0-1	.000	0-1	.000	0-0	.000	0	1	1	1.3	1	0	0	0	0	0	4.5
at East Carolina	01/15/17		11	1-2	.500	0-1	.000	0-0	.000	0	0	0	1.2	1	0	0	0	0	2	4.4
TEMPLE	01/18/17		4	0-1	.000	0-1	.000	0-0	.000	0	0	0	1.1	0	0	0	0	0	0	4.1
at Tulane	01/21/17		12	0-2	.000	0-2	.000	0-0	.000	0	1	1	1.1	1	2	0	0	0	0	3.9
XAVIER	01/26/17		3	0-0	.000	0-0	.000	0-0	.000	0	0	0	1.1	1	0	0	0	0	0	3.7
USF	01/29/17		28	5-7	.714	2-3	.667	0-0	.000	3	2	5	1.2	3	9	1	0	1	12	4.1
at Tulsa	02/01/17		2	0-0	.000	0-0	.000	0-0	.000	0	0	0	1.2	1	0	0	0	0	0	3.9
UCONN	02/04/17		15	0-1	.000	0-1	.000	0-0	.000	0	1	1	1.2	2	2	0	0	0	0	3.7
UCF	02/08/17		15	2-5	.400	2-3	.667	0-0	.000	0	0	0	1.1	0	2	0	0	0	6	3.8
at SMU	02/12/17		9	0-0	.000	0-0	.000	1-2	.500	0	0	0	1.1	1	2	0	0	0	1	3.7
at USF	02/15/17		15	0-2	.000	0-0	.000	0-0	.000	0	0	0	1.0	0	5	0	0	2	0	3.6
TULSA	02/18/17		17	1-1	1.000	0-0	.000	0-0	.000	0	1	1	1.0	1	3	2	0	1	2	3.5
MEMPHIS	02/23/17		5	0-2	.000	0-1	.000	0-0	.000	0	2	2	1.1	1	0	0	0	0	0	3.4
at UCF	2/26/17		9	0-0	.000	0-0	.000	0-0	.000	0	2	2	1.1	2	1	1	0	0	0	3.3
HOUSTON	03/02/17		7	0-1	.000	0-0	.000	0-0	.000	0	0	0	1.1	0	0	0	0	0	0	3.2
at UConn	3/5/17		20	1-2	.500	1-1	1.000	0-0	.000	0	1	1	1.1	0	1	0	0	1	3	3.2
vs Tulsa	3/10/17		11	0-2	.000	0-1	.000	0-0	.000	0	2	2	1.1	0	1	0	0	1	0	3.1
at UConn	3/11/17		2	0-0	.000	0-0	.000	0-0	.000	0	0	0	1.1	2	0	1	0	0	0	3.0
vs Kansas State	03/17/17		2	0-0	.000	0-0	.000	0-0	.000	0	0	0	1.0	0	0	0	0	0	0	2.9
Totals		0	444	37-90	.411	17-45	.378	7-14	.500	8	27	35	1.0	32	67	16	0	16	98	2.9

Games played: 34
Minutes/game: 13.1
Points/game: 2.9
FG Pct: 41.1
3FG Pct: 37.8
FT Pct: 50.0

Rebounds/game: 1.0
Assists/game: 2.0
Turnovers/game: 0.5
Assist/turnover ratio: 4.2
Steals/game: 0.5



2016-17 Cincinnati Basketball
Cincinnati Individual Game-by-Game (as of Mar 17, 2017)
All games



#10 CAUPAIN, Troy

Opponent	Date	gs	min	Total		3-Pointers		Free throws		Rebounds				pf	a	t/o	blk	stl	pts	avg	
				fg-fga	pct	3fg-fga	pct	ft-fa	pct	off	def	tot	avg								
BROWN	11/11/16	*	30	4-8	.500	1-4	.250	1-2	.500	0	7	7	7.0	3	6	4	1	2	10	10.0	
ALBANY	11/14/16	*	32	3-6	.500	0-2	.000	2-2	1.000	0	4	4	5.5	0	5	0	1	4	8	9.0	
vs Rhode Island	11/19/16	*	38	4-15	.267	2-5	.400	2-3	.667	0	4	4	5.0	2	5	2	0	2	12	10.0	
vs Penn State	11/20/16	*	29	5-13	.385	1-5	.200	1-2	.500	0	3	3	4.5	1	4	1	0	0	12	10.5	
SAMFORD	11/23/16	*	36	3-10	.300	1-4	.250	0-0	.000	2	3	5	4.6	0	4	1	2	2	7	9.8	
LIPSCOMB	11/26/16	*	29	3-6	.500	2-4	.500	0-0	.000	1	4	5	4.7	1	5	2	0	0	8	9.5	
at Iowa State	12-01-16	*	42	2-11	.182	0-6	.000	3-3	1.000	1	9	10	5.4	2	1	3	1	1	7	9.1	
BOWLING GREEN	12/04/16	*	22	5-8	.625	0-2	.000	2-2	1.000	0	4	4	5.3	2	4	0	0	1	12	9.5	
at Butler	12/10/16	*	38	9-15	.600	2-7	.286	2-5	.400	2	3	5	5.2	4	2	2	0	1	22	10.9	
TEXAS SOUTHERN	12/13/16	*	24	4-6	.667	0-0	.000	0-0	.000	1	3	4	5.1	0	4	0	0	0	8	10.6	
FAIRLEIGH DICKINSON	12/17/16	*	22	3-4	.750	1-1	1.000	3-4	.750	1	3	4	5.0	2	8	1	0	2	10	10.5	
MARSHALL	12/22/16	*	35	3-14	.214	0-2	.000	1-5	.200	2	10	12	5.6	2	6	1	1	2	7	10.3	
at Temple	12/28/16	*	37	2-8	.250	1-3	.333	0-0	.000	0	6	6	5.6	2	2	1	0	1	5	9.8	
TULANE	01/01/17	*	25	3-6	.500	2-4	.500	1-2	.500	0	5	5	5.6	3	8	1	0	2	9	9.8	
at Houston	1/7/17	*	25	3-6	.500	2-3	.667	5-8	.625	1	5	6	5.6	3	5	0	1	0	13	10.0	
SMU	01/12/17	*	37	5-11	.455	5-8	.625	1-2	.500	0	7	7	5.7	0	6	0	0	0	16	10.4	
at East Carolina	01/15/17	*	33	3-5	.600	1-1	1.000	1-1	1.000	0	4	4	5.6	1	0	3	0	0	8	10.2	
TEMPLE	01/18/17	*	36	5-10	.500	0-2	.000	8-9	.889	0	9	9	5.8	1	7	3	0	0	18	10.7	
at Tulane	01/21/17	*	38	5-10	.500	2-6	.333	2-4	.500	0	1	1	5.5	2	4	0	0	1	14	10.8	
XAVIER	01/26/17	*	34	4-7	.571	2-5	.400	6-8	.750	1	2	3	5.4	1	5	1	0	1	16	11.1	
USF	01/29/17	*	16	1-5	.200	0-3	.000	0-2	.000	0	1	1	5.2	0	5	1	0	3	2	10.7	
at Tulsa	02/01/17	*	39	5-13	.385	2-6	.333	3-3	1.000	0	2	2	5.0	0	2	0	0	2	15	10.9	
UCONN	02/04/17	*	27	3-8	.375	1-3	.333	0-0	.000	1	1	2	4.9	1	6	1	1	1	7	10.7	
UCF	02/08/17	*	32	2-12	.167	1-7	.143	0-0	.000	0	4	4	4.9	1	6	0	0	0	5	10.5	
at SMU	02/12/17	*	33	0-7	.000	0-5	.000	2-2	1.000	0	1	1	4.7	0	3	0	1	0	2	10.1	
at USF	02/15/17	*	30	3-7	.429	1-5	.200	1-1	1.000	0	1	1	4.6	2	3	1	1	2	8	10.0	
TULSA	02/18/17	*	34	3-7	.429	2-3	.667	3-6	.500	1	2	3	4.5	3	8	0	0	0	11	10.1	
MEMPHIS	02/23/17	*	33	5-9	.556	2-3	.667	0-0	.000	0	3	3	4.5	1	7	1	0	3	12	10.1	
at UCF	2/26/17	*	39	1-9	.111	1-6	.167	0-0	.000	3	3	6	4.5	2	4	4	0	3	3	9.9	
HOUSTON	03/02/17	*	33	4-10	.400	1-4	.250	2-2	1.000	2	2	4	4.5	2	5	2	0	2	11	9.9	
at UConn	3/5/17	*	28	2-7	.286	2-5	.400	0-1	.000	0	3	3	4.5	2	2	1	0	0	6	9.8	
vs Tulsa	3/10/17	*	29	6-13	.462	3-6	.500	0-1	.000	1	6	7	4.5	1	6	1	0	2	15	10.0	
at UConn	3/11/17	*	38	4-12	.333	3-7	.429	7-8	.875	1	3	4	4.5	2	5	1	1	0	18	10.2	
vs SMU	3/12/17	*	33	3-11	.273	1-7	.143	1-2	.500	0	4	4	4.5	2	2	2	0	1	8	10.1	
vs Kansas State	03/17/17	*	38	7-10	.700	2-4	.500	7-7	1.000	0	7	7	4.6	2	2	2	0	0	23	10.5	
Totals			35	1124	127-319	.398	47-148	.318	67-97	.691	21	139	160	4.6	53	157	43	11	41	368	10.5

Games played: 35
Minutes/game: 32.1
Points/game: 10.5
FG Pct: 39.8
3FG Pct: 31.8
FT Pct: 69.1

Rebounds/game: 4.6
Assists/game: 4.5
Turnovers/game: 1.2
Assist/turnover ratio: 3.7
Steals/game: 1.2
Blocks/game: 0.3



2016-17 Cincinnati Basketball
Cincinnati Individual Game-by-Game (as of Mar 17, 2017)
All games



#11 CLARK, Gary

Opponent	Date	gs	min	Total		3-Pointers		Free throws		Rebounds				pf	a	t/o	blk	stl	pts	avg	
				fg-fga	pct	3fg-fga	pct	ft-fa	pct	off	def	tot	avg								
BROWN	11/11/16	*	27	7-9	.778	0-1	.000	0-1	.000	3	6	9	9.0	0	4	1	2	3	14	14.0	
ALBANY	11/14/16	*	24	1-6	.167	0-1	.000	0-0	.000	1	3	4	6.5	4	1	1	2	1	2	8.0	
vs Rhode Island	11/19/16	*	36	1-5	.200	0-1	.000	2-2	1.000	3	3	6	6.3	2	2	0	3	0	4	6.7	
vs Penn State	11/20/16	*	20	4-4	1.000	1-1	1.000	0-0	.000	2	4	6	6.3	4	2	1	2	3	9	7.3	
SAMFORD	11/23/16	*	35	4-8	.500	0-2	.000	5-10	.500	5	2	7	6.4	1	0	2	1	1	13	8.4	
LIPSCOMB	11/26/16	*	6	1-2	.500	0-0	.000	0-0	.000	0	2	2	5.7	1	0	0	0	0	2	7.3	
at Iowa State	12-01-16	*	37	5-8	.625	0-1	.000	1-2	.500	4	6	10	6.3	2	2	2	3	0	11	7.9	
BOWLING GREEN	12/04/16	*	24	3-6	.500	0-1	.000	2-2	1.000	3	3	6	6.3	0	3	2	1	1	8	7.9	
at Butler	12/10/16	*	34	7-13	.538	0-3	.000	0-2	.000	3	9	12	6.9	0	1	0	0	1	14	8.6	
TEXAS SOUTHERN	12/13/16	*	21	4-8	.500	0-0	.000	5-7	.714	2	1	3	6.5	3	6	1	0	2	13	9.0	
FAIRLEIGH DICKINSON	12/17/16	*	13	2-3	.667	0-0	.000	2-2	1.000	2	6	8	6.6	0	4	0	1	1	6	8.7	
MARSHALL	12/22/16	*	38	12-15	.800	1-1	1.000	1-4	.250	4	6	10	6.9	1	3	1	2	0	26	10.2	
at Temple	12/28/16	*	33	4-10	.400	0-1	.000	3-6	.500	2	4	6	6.8	3	1	3	2	1	11	10.2	
TULANE	01/01/17	*	20	2-4	.500	0-0	.000	0-0	.000	2	5	7	6.9	2	3	1	0	1	4	9.8	
at Houston	1/7/17	*	34	4-8	.500	2-4	.500	1-2	.500	4	4	8	6.9	1	2	1	3	0	11	9.9	
SMU	01/12/17	*	31	8-9	.889	2-3	.667	0-0	.000	2	3	5	6.8	2	2	0	0	1	18	10.4	
at East Carolina	01/15/17	*	27	3-6	.500	0-1	.000	2-2	1.000	4	5	9	6.9	3	1	1	0	1	8	10.2	
TEMPLE	01/18/17	*	35	2-5	.400	0-1	.000	3-3	1.000	4	3	7	6.9	1	8	3	2	1	7	10.1	
at Tulane	01/21/17	*	30	3-5	.600	0-0	.000	0-0	.000	3	3	6	6.9	2	2	1	1	0	6	9.8	
XAVIER	01/26/17	*	35	6-9	.667	0-1	.000	1-2	.500	5	6	11	7.1	4	3	2	0	2	13	10.0	
USF	01/29/17	*	14	2-3	.667	0-1	.000	2-2	1.000	6	2	8	7.1	2	3	1	0	0	6	9.8	
at Tulsa	02/01/17	*	37	3-5	.600	1-1	1.000	2-3	.667	5	7	12	7.4	2	2	1	1	1	9	9.8	
UCONN	02/04/17	*	29	8-14	.571	2-4	.500	2-2	1.000	4	7	11	7.5	0	3	0	2	0	20	10.2	
UCF	02/08/17	*	34	3-12	.250	0-3	.000	2-2	1.000	5	3	8	7.5	2	0	0	0	3	8	10.1	
at SMU	02/12/17	*	36	2-7	.286	1-2	.500	1-2	.500	2	10	12	7.7	0	3	2	1	1	6	10.0	
at USF	02/15/17	*	25	5-11	.455	0-0	.000	3-4	.750	5	9	14	8.0	2	0	2	4	2	13	10.1	
TULSA	02/18/17	*	30	5-8	.625	0-1	.000	4-4	1.000	2	6	8	8.0	3	2	2	1	0	14	10.2	
MEMPHIS	02/23/17	*	31	3-6	.500	1-2	.500	6-10	.600	3	6	9	8.0	2	3	2	1	1	13	10.3	
at UCF	2/26/17	*	17	1-4	.250	1-1	1.000	0-0	.000	3	0	3	7.8	4	0	1	1	0	3	10.1	
HOUSTON	03/02/17		30	5-9	.556	0-1	.000	4-6	.667	1	6	7	7.8	0	0	1	0	1	14	10.2	
at UConn	3/5/17	*	25	7-14	.500	1-4	.250	2-5	.400	5	9	14	8.0	2	0	1	0	3	17	10.4	
vs Tulsa	3/10/17	*	29	1-6	.167	0-1	.000	3-4	.750	1	1	2	7.8	3	1	0	3	2	5	10.3	
at UConn	3/11/17	*	34	5-9	.556	0-0	.000	15-16	.938	2	7	9	7.8	2	0	1	0	0	25	10.7	
vs SMU	3/12/17	*	35	3-8	.375	0-2	.000	4-4	1.000	1	8	9	7.9	3	1	0	1	0	10	10.7	
vs Kansas State	03/17/17	*	34	6-10	.600	1-2	.500	2-4	.500	2	5	7	7.9	1	2	3	1	1	15	10.8	
Totals			34	1000	142-269	.528	14-48	.292	80-115	.696	105	170	275	7.9	64	70	40	41	35	378	10.8

Games played: 35
Minutes/game: 28.6
Points/game: 10.8
FG Pct: 52.8
3FG Pct: 29.2
FT Pct: 69.6

Rebounds/game: 7.9
Assists/game: 2.0
Turnovers/game: 1.1
Assist/turnover ratio: 1.8
Steals/game: 1.0
Blocks/game: 1.2



2016-17 Cincinnati Basketball
Cincinnati Individual Game-by-Game (as of Mar 17, 2017)
All games



#13 SCOTT, Tre

Opponent	Date	gs	min	Total		3-Pointers		Free throws		Rebounds				pf	a	t/o	blk	stl	pts	avg
				fg-fga	pct	3fg-fga	pct	ft-fa	pct	off	def	tot	avg							
BROWN	11/11/16		9	2-3	.667	0-0	.000	2-3	.667	0	2	2	2.0	1	0	0	1	0	6	6.0
ALBANY	11/14/16		7	2-3	.667	0-0	.000	0-0	.000	2	1	3	2.5	0	0	0	1	0	4	5.0
vs Rhode Island	11/19/16		0	0-0	.000	0-0	.000	0-0	.000	0	0	0	1.7	0	0	0	0	0	0	3.3
vs Penn State	11/20/16		18	5-6	.833	0-0	.000	0-0	.000	2	1	3	2.0	1	1	0	1	0	10	5.0
SAMFORD	11/23/16		7	0-2	.000	0-0	.000	0-0	.000	0	2	2	2.0	0	0	0	0	0	0	4.0
LIPSCOMB	11/26/16		29	3-6	.500	0-0	.000	3-5	.600	4	5	9	3.2	2	5	2	5	0	9	4.8
at Iowa State	12-01-16		12	0-1	.000	0-0	.000	0-0	.000	2	1	3	3.1	0	1	1	0	0	0	4.1
BOWLING GREEN	12/04/16		14	1-4	.250	0-0	.000	0-0	.000	0	4	4	3.3	1	1	0	0	2	2	3.9
at Butler	12/10/16		11	0-1	.000	0-0	.000	0-0	.000	0	3	3	3.2	0	0	0	0	0	0	3.4
TEXAS SOUTHERN	12/13/16		18	5-10	.500	0-1	.000	1-2	.500	1	6	7	3.6	1	3	0	1	1	11	4.2
FAIRLEIGH DICKINSON	12/17/16		15	5-5	1.000	0-0	.000	0-4	.000	1	2	3	3.5	1	2	0	1	0	10	4.7
MARSHALL	12/22/16		26	3-6	.500	0-0	.000	2-5	.400	1	4	5	3.7	2	1	3	1	1	8	5.0
at Temple	12/28/16		21	2-3	.667	0-0	.000	1-1	1.000	1	5	6	3.8	0	0	2	1	2	5	5.0
TULANE	01/01/17		20	2-5	.400	0-1	.000	2-2	1.000	2	8	10	4.3	1	1	1	0	0	6	5.1
at Houston	1/7/17		6	0-0	.000	0-0	.000	0-0	.000	0	0	0	4.0	2	0	0	1	0	0	4.7
SMU	01/12/17		15	2-4	.500	0-0	.000	0-0	.000	0	2	2	3.9	0	0	0	1	0	4	4.7
at East Carolina	01/15/17		8	0-2	.000	0-0	.000	0-0	.000	0	3	3	3.8	0	1	2	0	0	0	4.4
TEMPLE	01/18/17		5	1-1	1.000	0-0	.000	0-0	.000	1	0	1	3.7	1	0	1	0	0	2	4.3
at Tulane	01/21/17		10	3-5	.600	0-0	.000	1-2	.500	1	2	3	3.6	0	0	1	0	0	7	4.4
XAVIER	01/26/17		4	0-2	.000	0-0	.000	0-0	.000	1	0	1	3.5	1	0	0	0	0	0	4.2
USF	01/29/17		17	4-8	.500	1-1	1.000	0-2	.000	2	5	7	3.7	2	1	0	0	5	9	4.4
at Tulsa	02/01/17		6	0-0	.000	0-0	.000	0-0	.000	0	0	0	3.5	0	1	0	0	1	0	4.2
UCONN	02/04/17		10	0-0	.000	0-0	.000	2-4	.500	1	1	2	3.4	0	2	0	0	0	2	4.1
UCF	02/08/17		6	1-2	.500	0-0	.000	0-0	.000	1	0	1	3.3	3	0	0	0	0	2	4.0
at SMU	02/12/17		4	0-0	.000	0-0	.000	0-0	.000	0	0	0	3.2	0	0	0	0	0	0	3.9
at USF	02/15/17		7	0-0	.000	0-0	.000	0-0	.000	0	1	1	3.1	1	0	1	1	2	0	3.7
TULSA	02/18/17		10	0-0	.000	0-0	.000	0-0	.000	0	1	1	3.0	0	0	1	0	2	0	3.6
MEMPHIS	02/23/17		8	2-2	1.000	0-0	.000	2-2	1.000	0	1	1	3.0	0	0	0	0	1	6	3.7
at UCF	2/26/17		2	0-1	.000	0-0	.000	0-0	.000	0	0	0	2.9	2	0	1	0	0	0	3.6
HOUSTON	03/02/17		8	1-3	.333	0-0	.000	0-0	.000	0	1	1	2.8	1	0	0	0	0	2	3.5
at UConn	3/5/17		5	0-3	.000	0-0	.000	0-0	.000	0	1	1	2.7	0	0	0	0	0	0	3.4
vs Tulsa	3/10/17		11	1-2	.500	0-0	.000	0-0	.000	1	1	2	2.7	2	0	0	0	0	2	3.3
at UConn	3/11/17		3	0-0	.000	0-0	.000	0-0	.000	0	0	0	2.6	0	0	0	0	0	0	3.2
vs SMU	3/12/17		1	0-0	.000	0-0	.000	0-0	.000	0	0	0	2.6	0	0	0	0	0	0	3.1
Totals		0	353	45-90	.500	1-3	.333	16-32	.500	24	63	87	2.6	25	20	16	15	17	107	3.1

Games played: 34
Minutes/game: 10.4
Points/game: 3.1
FG Pct: 50.0
3FG Pct: 33.3
FT Pct: 50.0

Rebounds/game: 2.6
Assists/game: 0.6
Turnovers/game: 0.5
Assist/turnover ratio: 1.3
Steals/game: 0.5
Blocks/game: 0.4



2016-17 Cincinnati Basketball
Cincinnati Individual Game-by-Game (as of Mar 17, 2017)
All games



#14 BART, Jackson

Opponent	Date	gs	min	Total		3-Pointers		Free throws		Rebounds				pf	a	t/o	blk	stl	pts	avg
				fg-fga	pct	3fg-fga	pct	ft-fta	pct	off	def	tot	avg							
ALBANY	11/14/16		1	0-0	.000	0-0	.000	0-0	.000	0	0	0	0.0	0	0	0	0	0	0	0.0
LIPSCOMB	11/26/16		1	0-0	.000	0-0	.000	0-0	.000	0	0	0	0.0	0	0	0	0	0	0	0.0
BOWLING GREEN	12/04/16		1	0-0	.000	0-0	.000	0-0	.000	0	0	0	0.0	0	0	0	0	0	0	0.0
TEXAS SOUTHERN	12/13/16		1	0-0	.000	0-0	.000	0-0	.000	0	0	0	0.0	1	0	0	0	0	0	0.0
FAIRLEIGH DICKINSON	12/17/16		2	0-0	.000	0-0	.000	0-0	.000	0	0	0	0.0	1	0	0	0	0	0	0.0
TULANE	01/01/17		2	0-2	.000	0-2	.000	0-0	.000	0	0	0	0.0	0	0	0	0	0	0	0.0
USF	01/29/17		3	0-0	.000	0-0	.000	0-0	.000	0	0	0	0.0	0	0	0	0	0	0	0.0
HOUSTON	03/02/17		0	0-0	.000	0-0	.000	0-0	.000	0	0	0	0.0	0	0	0	0	0	0	0.0
Totals		0	11	0-2	.000	0-2	.000	0-0	.000	0	0	0	0.0	2	0	0	0	0	0	0.0

Games played: 8
Minutes/game: 1.4
FG Pct: 0.0
3FG Pct: 0.0



2016-17 Cincinnati Basketball
Cincinnati Individual Game-by-Game (as of Mar 17, 2017)
All games



#24 WASHINGTON, Kyle

Opponent	Date	gs	min	Total		3-Pointers		Free throws		Rebounds				pf	a	t/o	blk	stl	pts	avg	
				fg-fga	pct	3fg-fga	pct	ft-fa	pct	off	def	tot	avg								
BROWN	11/11/16	*	25	6-11	.545	0-2	.000	4-4	1.000	4	8	12	12.0	1	5	3	2	0	16	16.0	
ALBANY	11/14/16	*	20	6-8	.750	0-0	.000	1-5	.200	2	1	3	7.5	3	0	0	0	0	13	14.5	
vs Rhode Island	11/19/16	*	37	8-15	.533	2-3	.667	5-6	.833	3	7	10	8.3	3	0	2	4	1	23	17.3	
vs Penn State	11/20/16	*	34	7-16	.438	0-0	.000	2-2	1.000	3	14	17	10.5	3	2	4	1	0	16	17.0	
SAMFORD	11/23/16	*	22	8-11	.727	0-0	.000	2-2	1.000	5	7	12	10.8	4	1	1	3	0	18	17.2	
LIPSCOMB	11/26/16	*	23	6-9	.667	0-0	.000	3-5	.600	1	1	2	9.3	3	2	1	1	1	15	16.8	
at Iowa State	12-01-16	*	31	6-15	.400	1-3	.333	0-1	.000	4	6	10	9.4	3	1	1	1	0	13	16.3	
BOWLING GREEN	12/04/16	*	23	11-13	.846	0-0	.000	2-2	1.000	1	5	6	9.0	2	0	1	3	0	24	17.3	
at Butler	12/10/16	*	19	2-8	.250	2-4	.500	1-2	.500	0	0	0	8.0	5	0	1	0	0	7	16.1	
TEXAS SOUTHERN	12/13/16	*	18	4-8	.500	0-0	.000	0-2	.000	1	8	9	8.1	0	1	0	1	1	8	15.3	
FAIRLEIGH DICKINSON	12/17/16	*	21	6-7	.857	0-0	.000	0-0	.000	2	6	8	8.1	0	0	5	0	0	12	15.0	
MARSHALL	12/22/16	*	14	4-9	.444	0-0	.000	0-0	.000	3	2	5	7.8	1	0	2	1	0	8	14.4	
at Temple	12/28/16	*	18	2-9	.222	1-3	.333	1-2	.500	3	4	7	7.8	1	0	1	1	0	6	13.8	
TULANE	01/01/17	*	23	3-5	.600	0-0	.000	3-3	1.000	0	3	3	7.4	1	4	1	1	2	9	13.4	
at Houston	1/7/17	*	34	8-17	.471	1-3	.333	2-4	.500	2	7	9	7.5	3	0	2	2	1	19	13.8	
SMU	01/12/17	*	28	5-7	.714	1-1	1.000	0-0	.000	1	4	5	7.4	2	3	2	3	0	11	13.6	
at East Carolina	01/15/17	*	26	6-15	.400	0-0	.000	4-4	1.000	3	8	11	7.6	1	0	1	3	0	16	13.8	
TEMPLE	01/18/17	*	22	7-14	.500	0-0	.000	2-2	1.000	3	1	4	7.4	1	0	2	1	0	16	13.9	
at Tulane	01/21/17	*	9	2-3	.667	0-0	.000	0-0	.000	1	0	1	7.1	5	1	1	1	0	4	13.4	
XAVIER	01/26/17	*	28	4-8	.500	0-0	.000	4-14	.286	3	5	8	7.1	3	1	2	4	0	12	13.3	
USF	01/29/17	*	17	5-7	.714	0-0	.000	3-4	.750	1	2	3	6.9	1	0	1	1	0	13	13.3	
at Tulsa	02/01/17	*	23	3-7	.429	0-0	.000	4-4	1.000	2	6	8	7.0	4	1	3	0	0	10	13.1	
UCONN	02/04/17	*	30	11-18	.611	3-5	.600	2-2	1.000	0	8	8	7.0	4	2	3	0	0	27	13.7	
UCF	02/08/17	*	33	6-13	.462	2-5	.400	0-0	.000	4	7	11	7.2	2	1	1	2	4	14	13.8	
at SMU	02/12/17	*	38	4-11	.364	1-4	.250	2-3	.667	3	3	6	7.1	4	0	2	2	1	11	13.6	
at USF	02/15/17	*	26	4-11	.364	0-0	.000	5-6	.833	6	3	9	7.2	1	1	0	2	0	13	13.6	
TULSA	02/18/17	*	31	7-9	.778	0-0	.000	4-7	.571	1	5	6	7.1	3	1	1	2	1	18	13.8	
MEMPHIS	02/23/17	*	25	5-7	.714	0-0	.000	6-6	1.000	1	5	6	7.1	4	0	1	0	0	16	13.9	
at UCF	2/26/17	*	30	3-15	.200	1-2	.500	0-0	.000	2	7	9	7.2	2	0	1	0	0	7	13.6	
HOUSTON	03/02/17	*	27	3-11	.273	0-1	.000	3-3	1.000	4	3	7	7.2	3	1	3	0	0	9	13.5	
at UConn	3/5/17	*	21	2-6	.333	0-1	.000	3-4	.750	2	4	6	7.1	4	2	1	0	1	7	13.3	
vs Tulsa	3/10/17	*	24	8-10	.800	0-0	.000	5-5	1.000	2	4	6	7.1	2	0	0	0	0	21	13.5	
at UConn	3/11/17	*	15	0-5	.000	0-1	.000	0-0	.000	0	1	1	6.9	4	0	0	0	0	0	13.1	
vs SMU	3/12/17	*	24	5-7	.714	0-1	.000	2-2	1.000	3	2	5	6.9	4	0	1	0	0	12	13.1	
vs Kansas State	03/17/17	*	21	5-6	.833	0-0	.000	6-8	.750	1	3	4	6.8	2	1	1	0	0	16	13.1	
Totals			34	860	182-351	.519	15-39	.385	81-114	.711	77	160	237	6.8	89	31	52	42	13	460	13.1

Games played: 35
Minutes/game: 24.6
Points/game: 13.1
FG Pct: 51.9
3FG Pct: 38.5
FT Pct: 71.1

Rebounds/game: 6.8
Assists/game: 0.9
Turnovers/game: 1.5
Assist/turnover ratio: 0.6
Steals/game: 0.4
Blocks/game: 1.2



2016-17 Cincinnati Basketball
Cincinnati Individual Game-by-Game (as of Mar 17, 2017)
All games



#25 JOHNSON, Kevin

Opponent	Date	gs	min	Total		3-Pointers		Free throws		Rebounds				pf	a	t/o	blk	stl	pts	avg	
				fg-fga	pct	3fg-fga	pct	ft-fga	pct	off	def	tot	avg								
BROWN	11/11/16	*	18	0-3	.000	0-3	.000	0-0	.000	1	1	2	2.0	1	1	1	1	0	0	0.0	
ALBANY	11/14/16	*	25	2-6	.333	0-4	.000	0-0	.000	2	2	4	3.0	2	0	3	0	2	4	2.0	
vs Rhode Island	11/19/16	*	20	1-4	.250	1-3	.333	0-0	.000	1	0	1	2.3	3	0	2	0	0	3	2.3	
vs Penn State	11/20/16	*	25	1-4	.250	1-3	.333	0-2	.000	0	1	1	2.0	1	1	1	0	2	3	2.5	
SAMFORD	11/23/16	*	35	4-12	.333	2-8	.250	0-0	.000	1	0	1	1.8	4	2	2	0	3	10	4.0	
LIPSCOMB	11/26/16	*	31	4-8	.500	1-4	.250	4-5	.800	0	3	3	2.0	0	1	2	0	1	13	5.5	
at Iowa State	12-01-16	*	39	4-10	.400	1-5	.200	2-2	1.000	0	4	4	2.3	2	1	0	0	1	11	6.3	
BOWLING GREEN	12/04/16	*	28	2-4	.500	0-1	.000	2-2	1.000	0	2	2	2.3	3	2	1	0	1	6	6.3	
at Butler	12/10/16	*	29	2-9	.222	0-4	.000	0-0	.000	1	1	2	2.2	2	2	1	0	1	4	6.0	
TEXAS SOUTHERN	12/13/16	*	26	5-9	.556	0-4	.000	0-0	.000	0	2	2	2.2	2	1	0	0	1	10	6.4	
FAIRLEIGH DICKINSON	12/17/16	*	25	6-10	.600	4-6	.667	2-2	1.000	1	1	2	2.2	2	1	2	1	3	18	7.5	
MARSHALL	12/22/16	*	37	5-9	.556	2-5	.400	0-0	.000	0	2	2	2.2	2	3	1	1	2	12	7.8	
at Temple	12/28/16	*	27	0-3	.000	0-2	.000	5-6	.833	1	2	3	2.2	1	0	2	0	1	5	7.6	
TULANE	01/01/17	*	27	6-10	.600	3-6	.500	0-0	.000	0	3	3	2.3	1	2	3	0	0	15	8.1	
at Houston	1/7/17	*	31	2-9	.222	2-4	.500	4-4	1.000	2	3	5	2.5	2	1	1	0	1	10	8.3	
SMU	01/12/17	*	30	3-9	.333	3-7	.429	0-0	.000	0	0	0	2.3	1	1	0	0	0	9	8.3	
at East Carolina	01/15/17	*	29	2-11	.182	1-3	.333	0-0	.000	2	3	5	2.5	2	4	0	0	3	5	8.1	
TEMPLE	01/18/17	*	29	6-10	.600	3-5	.600	1-2	.500	0	2	2	2.4	2	4	1	0	1	16	8.6	
at Tulane	01/21/17	*	37	5-12	.417	3-8	.375	1-2	.500	0	2	2	2.4	2	1	2	0	3	14	8.8	
XAVIER	01/26/17	*	26	2-6	.333	1-3	.333	0-0	.000	1	3	4	2.5	1	1	1	1	2	5	8.7	
USF	01/29/17	*	19	1-8	.125	1-5	.200	0-0	.000	0	1	1	2.4	3	0	0	0	0	3	8.4	
at Tulsa	02/01/17	*	25	1-5	.200	0-4	.000	4-4	1.000	0	0	0	2.3	1	0	2	0	3	6	8.3	
UCONN	02/04/17	*	29	2-5	.400	2-4	.500	0-0	.000	0	2	2	2.3	0	1	1	0	0	6	8.2	
UCF	02/08/17	*	20	3-5	.600	3-5	.600	0-0	.000	0	0	0	2.2	1	0	1	0	0	9	8.2	
at SMU	02/12/17	*	33	5-10	.500	3-8	.375	0-0	.000	0	2	2	2.2	3	2	2	0	2	13	8.4	
at USF	02/15/17	*	30	6-12	.500	2-6	.333	0-0	.000	1	0	1	2.2	3	1	1	0	3	14	8.6	
TULSA	02/18/17	*	31	5-8	.625	3-5	.600	2-2	1.000	3	0	3	2.2	1	1	2	0	2	15	8.9	
MEMPHIS	02/23/17	*	29	2-9	.222	2-7	.286	1-2	.500	1	2	3	2.2	1	3	0	0	1	7	8.8	
at UCF	2/26/17	*	29	2-6	.333	1-4	.250	1-1	1.000	1	1	2	2.2	4	1	1	0	2	6	8.7	
HOUSTON	03/02/17	*	36	3-8	.375	1-4	.250	0-0	.000	0	4	4	2.3	0	4	0	0	2	7	8.6	
at UConn	3/5/17	*	22	1-6	.167	1-5	.200	2-2	1.000	0	1	1	2.2	1	1	0	0	0	5	8.5	
vs Tulsa	3/10/17	*	27	2-8	.250	1-5	.200	2-2	1.000	1	0	1	2.2	3	0	1	0	1	7	8.5	
at UConn	3/11/17	*	26	0-2	.000	0-2	.000	0-0	.000	1	0	1	2.2	1	1	0	0	0	0	8.2	
vs SMU	3/12/17	*	25	0-5	.000	0-4	.000	0-0	.000	1	1	2	2.1	0	1	0	0	0	0	8.0	
vs Kansas State	03/17/17	*	33	1-3	.333	0-1	.000	0-1	.000	2	0	2	2.1	2	0	1	0	0	2	7.8	
Totals			35	988	96-258	.372	48-157	.306	33-41	.805	24	51	75	2.1	60	45	38	4	44	273	7.8

Games played: 35
Minutes/game: 28.2
Points/game: 7.8
FG Pct: 37.2
3FG Pct: 30.6
FT Pct: 80.5

Rebounds/game: 2.1
Assists/game: 1.3
Turnovers/game: 1.1
Assist/turnover ratio: 1.2
Steals/game: 1.3
Blocks/game: 0.1



2016-17 Cincinnati Basketball
Cincinnati Individual Game-by-Game (as of Mar 17, 2017)
All games



#32 KOZ, John

Opponent	Date	gs	min	Total		3-Pointers		Free throws		Rebounds				pf	a	t/o	blk	stl	pts	avg
				fg-fga	pct	3fg-fga	pct	ft-fa	pct	off	def	tot	avg							
ALBANY	11/14/16		1	0-0	.000	0-0	.000	0-0	.000	0	0	0	0.0	0	0	0	0	0	0	0.0
BOWLING GREEN	12/04/16		1	0-0	.000	0-0	.000	0-0	.000	0	1	1	0.5	0	1	0	0	0	0	0.0
TEXAS SOUTHERN	12/13/16		1	0-1	.000	0-1	.000	0-0	.000	0	0	0	0.3	0	0	0	0	0	0	0.0
FAIRLEIGH DICKINSON	12/17/16		2	0-0	.000	0-0	.000	0-0	.000	0	0	0	0.3	0	0	0	0	0	0	0.0
TULANE	01/01/17		2	0-0	.000	0-0	.000	0-0	.000	0	0	0	0.2	0	0	0	0	0	0	0.0
USF	01/29/17		3	0-1	.000	0-1	.000	0-0	.000	0	1	1	0.3	0	1	0	0	0	0	0.0
Totals		0	10	0-2	.000	0-2	.000	0-0	.000	0	2	2	0.3	0	2	0	0	0	0	0.0

Games played: 6
Minutes/game: 1.7
FG Pct: 0.0
3FG Pct: 0.0

Rebounds/game: 0.3
Assists/game: 0.3
Assist/turnover ratio: 99.9

#33 BROOKS, Nysier

Opponent	Date	gs	min	Total		3-Pointers		Free throws		Rebounds				pf	a	t/o	blk	stl	pts	avg
				fg-fga	pct	3fg-fga	pct	ft-fa	pct	off	def	tot	avg							
BROWN	11/11/16		8	0-0	.000	0-0	.000	1-2	.500	0	1	1	1.0	2	0	0	0	0	1	1.0
ALBANY	11/14/16		7	0-1	.000	0-0	.000	1-2	.500	0	1	1	1.0	2	1	0	1	0	1	1.0
vs Rhode Island	11/19/16		1	0-0	.000	0-0	.000	1-2	.500	0	0	0	0.7	0	0	1	0	0	1	1.0
vs Penn State	11/20/16		4	0-2	.000	0-0	.000	0-0	.000	0	1	1	0.8	2	0	1	0	1	0	0.8
SAMFORD	11/23/16		15	4-5	.800	0-0	.000	2-3	.667	2	2	4	1.4	0	0	1	3	1	10	2.6
LIPSCOMB	11/26/16		9	2-4	.500	0-0	.000	1-1	1.000	0	0	0	1.2	2	0	0	0	0	5	3.0
at Iowa State	12-01-16		8	1-1	1.000	0-0	.000	0-0	.000	3	1	4	1.6	1	0	2	0	0	2	2.9
BOWLING GREEN	12/04/16		13	2-3	.667	0-0	.000	2-4	.500	1	0	1	1.5	3	0	0	0	0	6	3.3
at Butler	12/10/16		1	0-0	.000	0-0	.000	0-0	.000	0	0	0	1.3	0	0	0	0	0	0	2.9
TEXAS SOUTHERN	12/13/16		10	2-3	.667	0-0	.000	2-2	1.000	0	2	2	1.4	2	0	0	1	0	6	3.2
FAIRLEIGH DICKINSON	12/17/16		15	3-5	.600	0-0	.000	2-4	.500	1	2	3	1.5	2	0	0	1	1	8	3.6
MARSHALL	12/22/16		10	1-2	.500	0-0	.000	0-0	.000	0	0	0	1.4	1	0	0	1	0	2	3.5
at Temple	12/28/16		3	0-1	.000	0-0	.000	0-0	.000	1	1	2	1.5	2	0	1	1	0	0	3.2
TULANE	01/01/17		15	2-3	.667	0-0	.000	1-2	.500	0	1	1	1.4	5	0	1	1	0	5	3.4
at Houston	1/7/17		5	0-0	.000	0-0	.000	0-0	.000	0	1	1	1.4	1	0	1	0	0	0	3.1
SMU	01/12/17		2	0-0	.000	0-0	.000	0-0	.000	0	0	0	1.3	1	0	0	0	0	0	2.9
at East Carolina	01/15/17		13	1-3	.333	0-0	.000	0-0	.000	1	3	4	1.5	1	0	2	5	1	2	2.9
TEMPLE	01/18/17		9	1-1	1.000	0-0	.000	0-0	.000	1	0	1	1.4	1	0	0	2	0	2	2.8
at Tulane	01/21/17		12	0-1	.000	0-0	.000	0-0	.000	2	1	3	1.5	4	1	3	0	0	0	2.7
XAVIER	01/26/17		12	2-3	.667	0-0	.000	0-0	.000	2	1	3	1.6	4	0	0	2	0	4	2.8
USF	01/29/17		16	3-3	1.000	0-0	.000	2-4	.500	0	1	1	1.6	2	0	3	0	0	8	3.0
at SMU	02/12/17		1	0-0	.000	0-0	.000	0-0	.000	0	0	0	1.5	0	0	0	1	0	0	2.9
at USF	02/15/17		5	0-0	.000	0-0	.000	1-4	.250	0	1	1	1.5	0	0	0	0	0	1	2.8
TULSA	02/18/17		8	1-2	.500	0-0	.000	1-2	.500	1	1	2	1.5	4	0	2	1	0	3	2.8
MEMPHIS	02/23/17		8	1-1	1.000	0-0	.000	2-2	1.000	1	1	2	1.5	1	0	0	0	0	4	2.8
at UCF	2/26/17		6	1-1	1.000	0-0	.000	0-0	.000	0	1	1	1.5	1	0	0	0	0	2	2.8
HOUSTON	03/02/17		6	0-0	.000	0-0	.000	0-0	.000	0	2	2	1.5	0	0	0	1	0	0	2.7
at UConn	3/5/17		7	0-1	.000	0-0	.000	0-0	.000	0	0	0	1.5	2	0	0	1	0	0	2.6
vs Tulsa	3/10/17		12	0-2	.000	0-0	.000	0-0	.000	1	2	3	1.5	3	0	1	0	0	0	2.5
at UConn	3/11/17		13	0-1	.000	0-0	.000	3-4	.750	2	3	5	1.6	4	0	0	0	0	3	2.5
vs SMU	3/12/17		4	0-2	.000	0-0	.000	0-0	.000	1	1	2	1.6	0	0	0	0	0	0	2.5
vs Kansas State	03/17/17		11	0-1	.000	0-0	.000	1-2	.500	0	1	1	1.6	2	0	0	0	0	1	2.4
Totals		0	269	27-52	.519	0-0	.000	23-40	.575	20	32	52	1.6	55	2	19	22	4	77	2.4

Games played: 32
Minutes/game: 8.4
Points/game: 2.4
FG Pct: 51.9
FT Pct: 57.5

Rebounds/game: 1.6
Assists/game: 0.1
Turnovers/game: 0.6
Assist/turnover ratio: 0.1
Steals/game: 0.1
Blocks/game: 0.7



2016-17 Cincinnati Basketball
Cincinnati Individual Game-by-Game (as of Mar 17, 2017)
All games



#34 CUMBERLAND, Jarron

Opponent	Date	gs	min	Total		3-Pointers		Free throws		Rebounds				pf	a	t/o	blk	stl	pts	avg
				fg-fga	pct	3fg-fga	pct	ft-fa	pct	off	def	tot	avg							
BROWN	11/11/16		13	1-3	.333	0-2	.000	1-3	.333	0	0	0	0.0	1	2	0	1	2	3	3.0
ALBANY	11/14/16		19	4-6	.667	2-4	.500	1-1	1.000	1	1	2	1.0	1	1	0	0	0	11	7.0
vs Rhode Island	11/19/16		15	0-1	.000	0-1	.000	0-1	.000	2	0	2	1.3	3	1	0	0	0	0	4.7
vs Penn State	11/20/16		12	1-3	.333	0-2	.000	0-1	.000	0	1	1	1.3	0	3	0	0	1	2	4.0
SAMFORD	11/23/16		8	0-1	.000	0-1	.000	0-0	.000	1	1	2	1.4	0	1	0	0	0	0	3.2
LIPSCOMB	11/26/16		22	4-6	.667	1-3	.333	8-10	.800	0	1	1	1.3	1	1	2	1	3	17	5.5
at Iowa State	12-01-16		7	0-2	.000	0-1	.000	0-0	.000	0	0	0	1.1	1	0	0	0	0	0	4.7
BOWLING GREEN	12/04/16		18	1-7	.143	0-2	.000	0-0	.000	3	3	6	1.8	2	3	1	1	1	2	4.4
at Butler	12/10/16		9	1-3	.333	0-1	.000	2-2	1.000	1	0	1	1.7	3	1	1	0	1	4	4.3
TEXAS SOUTHERN	12/13/16		24	7-9	.778	4-4	1.000	0-0	.000	3	3	6	2.1	1	1	0	1	1	18	5.7
FAIRLEIGH DICKINSON	12/17/16		20	4-8	.500	3-6	.500	0-0	.000	1	3	4	2.3	3	5	0	0	1	11	6.2
MARSHALL	12/22/16		7	0-2	.000	0-2	.000	2-2	1.000	0	0	0	2.1	1	0	1	0	0	2	5.8
at Temple	12/28/16		19	2-6	.333	2-4	.500	0-1	.000	3	2	5	2.3	2	2	3	0	0	6	5.8
TULANE	01/01/17		26	6-8	.750	3-3	1.000	4-6	.667	1	3	4	2.4	4	1	3	1	2	19	6.8
at Houston	1/7/17		16	1-3	.333	0-2	.000	0-0	.000	0	2	2	2.4	2	1	2	0	0	2	6.5
SMU	01/12/17		11	1-3	.333	1-3	.333	3-4	.750	0	2	2	2.4	1	1	1	0	0	6	6.4
at East Carolina	01/15/17		21	1-7	.143	0-4	.000	2-3	.667	2	2	4	2.5	2	1	0	0	1	4	6.3
TEMPLE	01/18/17		23	1-4	.250	1-2	.500	2-2	1.000	0	2	2	2.4	3	1	0	0	1	5	6.2
at Tulane	01/21/17		16	2-2	1.000	0-0	.000	0-0	.000	0	1	1	2.4	1	2	3	0	0	4	6.1
XAVIER	01/26/17		21	5-9	.556	2-5	.400	3-8	.375	1	3	4	2.5	3	1	1	0	0	15	6.6
USF	01/29/17		20	8-11	.727	6-9	.667	4-7	.571	0	3	3	2.5	0	3	0	1	4	26	7.5
at Tulsa	02/01/17		20	1-3	.333	0-2	.000	2-5	.400	0	0	0	2.4	4	1	1	0	2	4	7.3
UCONN	02/04/17		21	5-9	.556	3-7	.429	2-2	1.000	0	2	2	2.3	2	1	1	0	4	15	7.7
UCF	02/08/17		19	1-4	.250	0-2	.000	1-1	1.000	0	0	0	2.3	0	4	0	0	1	3	7.5
at SMU	02/12/17		7	1-2	.500	1-2	.500	0-0	.000	1	0	1	2.2	2	0	0	1	0	3	7.3
at USF	02/15/17		31	3-6	.500	1-3	.333	0-1	.000	2	2	4	2.3	2	2	1	0	1	7	7.3
MEMPHIS	02/23/17		22	3-7	.429	1-4	.250	2-2	1.000	1	1	2	2.3	1	4	1	1	0	9	7.3
at UCF	2/26/17		28	3-8	.375	0-4	.000	5-8	.625	3	0	3	2.3	1	5	2	0	0	11	7.5
HOUSTON	03/02/17		21	4-7	.571	2-5	.400	0-0	.000	1	2	3	2.3	4	0	4	0	1	10	7.6
at UConn	3/5/17		25	6-9	.667	0-2	.000	3-3	1.000	2	1	3	2.3	1	1	1	1	0	15	7.8
vs Tulsa	3/10/17		27	4-6	.667	1-2	.500	0-2	.000	1	2	3	2.4	2	0	3	0	0	9	7.8
at UConn	3/11/17		27	3-5	.600	1-3	.333	4-6	.667	1	1	2	2.3	2	1	1	0	2	11	7.9
vs SMU	3/12/17		31	4-13	.308	1-5	.200	5-6	.833	3	1	4	2.4	1	0	1	0	5	14	8.1
vs Kansas State	03/17/17		23	4-5	.800	1-1	1.000	0-0	.000	1	2	3	2.4	3	0	0	0	0	9	8.1
Totals		0	649	92-188	.489	37-103	.359	56-87	.644	35	47	82	2.4	60	51	34	9	34	277	8.1

Games played: 34
Minutes/game: 19.1
Points/game: 8.1
FG Pct: 48.9
3FG Pct: 35.9
FT Pct: 64.4

Rebounds/game: 2.4
Assists/game: 1.5
Turnovers/game: 1.0
Assist/turnover ratio: 1.5
Steals/game: 1.0
Blocks/game: 0.3



2016-17 Cincinnati Basketball
Cincinnati Individual Game-by-Game (as of Mar 17, 2017)
All games



#45 TOBLER, Zack

Opponent	Date	gs	min	Total		3-Pointers		Free throws		Rebounds				pf	a	t/o	blk	stl	pts	avg
				fg-fga	pct	3fg-fga	pct	ft-fa	pct	off	def	tot	avg							
BROWN	11/11/16		2	0-2	.000	0-1	.000	1-2	.500	0	1	1	1.0	0	0	0	0	1	1	1.0
ALBANY	11/14/16		1	0-1	.000	0-0	.000	0-0	.000	0	1	1	1.0	1	0	0	0	0	0	0.5
LIPSCOMB	11/26/16		1	0-0	.000	0-0	.000	0-0	.000	0	0	0	0.7	0	0	0	0	0	0	0.3
BOWLING GREEN	12/04/16		2	1-3	.333	1-1	1.000	0-0	.000	0	0	0	0.5	0	0	0	0	0	3	1.0
TEXAS SOUTHERN	12/13/16		1	0-0	.000	0-0	.000	0-0	.000	0	2	2	0.8	0	0	0	0	0	0	0.8
FAIRLEIGH DICKINSON	12/17/16		6	1-1	1.000	0-0	.000	3-3	1.000	1	1	2	1.0	1	0	1	0	1	5	1.5
TULANE	01/01/17		3	1-2	.500	1-1	1.000	0-0	.000	0	0	0	0.9	2	0	1	0	0	3	1.7
XAVIER	01/26/17		0	0-0	.000	0-0	.000	0-0	.000	0	0	0	0.8	0	0	0	0	0	0	1.5
USF	01/29/17		6	0-2	.000	0-1	.000	1-2	.500	1	0	1	0.8	0	0	1	0	0	1	1.4
at USF	02/15/17		1	0-0	.000	0-0	.000	0-0	.000	0	0	0	0.7	0	0	0	0	0	0	1.3
TULSA	02/18/17		1	0-1	.000	0-1	.000	0-0	.000	0	0	0	0.6	0	1	0	0	0	0	1.2
HOUSTON	03/02/17 *		2	1-1	1.000	0-0	.000	1-1	1.000	0	0	0	0.6	2	0	0	0	0	3	1.3
vs Tulsa	3/10/17		1	0-0	.000	0-0	.000	1-2	.500	0	0	0	0.5	0	0	0	0	0	1	1.3
Totals		1	27	4-13	.308	2-5	.400	7-10	.700	2	5	7	0.5	6	1	3	0	2	17	1.3

Games played: 13
Minutes/game: 2.1
Points/game: 1.3
FG Pct: 30.8
3FG Pct: 40.0
FT Pct: 70.0

Rebounds/game: 0.5
Assists/game: 0.1
Turnovers/game: 0.2
Assist/turnover ratio: 0.3
Steals/game: 0.2



2016-17 Cincinnati Basketball
Cincinnati Individual Game-by-Game (as of Mar 17, 2017)
All games



#TM TEAM

Opponent	Date	gs	min	Total		3-Pointers		Free throws		Rebounds				pf	a	t/o	blk	stl	pts	avg
				fg-fga	pct	3fg-fga	pct	ft-fa	pct	off	def	tot	avg							
BROWN	11/11/16		0	0-0	.000	0-0	.000	0-0	.000	0	0	0	0.0	0	0	0	0	0	0	0.0
ALBANY	11/14/16		0	0-0	.000	0-0	.000	0-0	.000	3	0	3	1.5	0	0	0	0	0	0	0.0
vs Rhode Island	11/19/16		0	0-0	.000	0-0	.000	0-0	.000	0	1	1	1.3	0	0	0	0	0	0	0.0
vs Penn State	11/20/16		0	0-0	.000	0-0	.000	0-0	.000	1	1	2	1.5	0	0	2	0	0	0	0.0
SAMFORD	11/23/16		0	0-0	.000	0-0	.000	0-0	.000	0	2	2	1.6	0	0	0	0	0	0	0.0
LIPSCOMB	11/26/16		0	0-0	.000	0-0	.000	0-0	.000	0	0	0	1.3	0	0	0	0	0	0	0.0
at Iowa State	12-01-16		0	0-0	.000	0-0	.000	0-0	.000	1	0	1	1.3	0	0	2	0	0	0	0.0
BOWLING GREEN	12/04/16		0	0-0	.000	0-0	.000	0-0	.000	0	2	2	1.4	0	0	0	0	0	0	0.0
at Butler	12/10/16		0	0-0	.000	0-0	.000	0-0	.000	1	1	2	1.4	1	0	0	0	0	0	0.0
TEXAS SOUTHERN	12/13/16		0	0-0	.000	0-0	.000	0-0	.000	1	2	3	1.6	0	0	1	0	0	0	0.0
FAIRLEIGH DICKINSON	12/17/16		0	0-0	.000	0-0	.000	0-0	.000	0	0	0	1.5	0	0	0	0	0	0	0.0
MARSHALL	12/22/16		0	0-0	.000	0-0	.000	0-0	.000	3	1	4	1.7	0	0	0	0	0	0	0.0
at Temple	12/28/16		0	0-0	.000	0-0	.000	0-0	.000	1	5	6	2.0	0	0	1	0	0	0	0.0
TULANE	01/01/17		0	0-0	.000	0-0	.000	0-0	.000	1	2	3	2.1	0	0	0	0	0	0	0.0
at Houston	1/7/17		0	0-0	.000	0-0	.000	0-0	.000	3	3	6	2.3	0	0	2	0	0	0	0.0
SMU	01/12/17		0	0-0	.000	0-0	.000	0-0	.000	0	0	0	2.2	0	0	0	0	0	0	0.0
at East Carolina	01/15/17		0	0-0	.000	0-0	.000	0-0	.000	2	1	3	2.2	0	0	2	0	0	0	0.0
TEMPLE	01/18/17		0	0-0	.000	0-0	.000	0-0	.000	1	1	2	2.2	0	0	0	0	0	0	0.0
at Tulane	01/21/17		0	0-0	.000	0-0	.000	0-0	.000	1	2	3	2.3	0	0	3	0	0	0	0.0
XAVIER	01/26/17		0	0-0	.000	0-0	.000	0-0	.000	1	0	1	2.2	0	0	0	0	0	0	0.0
USF	01/29/17		0	0-0	.000	0-0	.000	0-0	.000	2	1	3	2.2	0	0	0	0	0	0	0.0
at Tulsa	02/01/17		0	0-0	.000	0-0	.000	0-0	.000	2	0	2	2.2	0	0	0	0	0	0	0.0
UCONN	02/04/17		0	0-0	.000	0-0	.000	0-0	.000	1	1	2	2.2	0	0	0	0	0	0	0.0
UCF	02/08/17		0	0-0	.000	0-0	.000	0-0	.000	1	5	6	2.4	0	0	1	0	0	0	0.0
at SMU	02/12/17		0	0-0	.000	0-0	.000	0-0	.000	4	3	7	2.6	0	0	5	0	0	0	0.0
at USF	02/15/17		0	0-0	.000	0-0	.000	0-0	.000	2	1	3	2.6	0	0	0	0	0	0	0.0
TULSA	02/18/17		0	0-0	.000	0-0	.000	0-0	.000	0	1	1	2.5	0	0	0	0	0	0	0.0
MEMPHIS	02/23/17		0	0-0	.000	0-0	.000	0-0	.000	1	0	1	2.5	0	0	0	0	0	0	0.0
at UCF	2/26/17		0	0-0	.000	0-0	.000	0-0	.000	2	3	5	2.6	0	0	1	0	0	0	0.0
HOUSTON	03/02/17		0	0-0	.000	0-0	.000	0-0	.000	0	4	4	2.6	0	0	1	0	0	0	0.0
at UConn	3/5/17		0	0-0	.000	0-0	.000	0-0	.000	3	3	6	2.7	0	0	2	0	0	0	0.0
vs Tulsa	3/10/17		0	0-0	.000	0-0	.000	0-0	.000	4	1	5	2.8	0	0	1	0	0	0	0.0
at UConn	3/11/17		0	0-0	.000	0-0	.000	0-0	.000	4	2	6	2.9	0	0	1	0	0	0	0.0
vs SMU	3/12/17		0	0-0	.000	0-0	.000	0-0	.000	1	2	3	2.9	0	0	1	0	0	0	0.0
vs Kansas State	03/17/17		0	0-0	.000	0-0	.000	0-0	.000	0	3	3	2.9	0	0	1	0	0	0	0.0
Totals		0	0	0-0	.000	0-0	.000	0-0	.000	47	54	101	2.9	1	0	27	0	0	0	0.0

Games played: 35

Rebounds/game: 2.9

Turnovers/game: 0.8



Cincinnati Individual Career History



BART, Jackson

			Total		3-Point		F-Throws		Rebounds											Scoring	
Season	gp-gs	min/avg	fg-fga	pct	fg-fga	pct	ft-fta	pct	off	def	tot	avg	pf	fo	ast	to	blk	stl	pts	avg	
2016-17	8-0	11/1.4	0-2	.000	0-2	.000	0-0	.000	0	0	0	0.0	2	0	0	0	0	0	0	0.0	
TOTAL	8-0	11/1.4	0-2	.000	0-2	.000	0-0	.000	0	0	0	0.0	2	0	0	0	0	0	0	0.0	

BROOKS, Nysier

			Total		3-Point		F-Throws		Rebounds											Scoring	
Season	gp-gs	min/avg	fg-fga	pct	fg-fga	pct	ft-fta	pct	off	def	tot	avg	pf	fo	ast	to	blk	stl	pts	avg	
2016-17	32-0	269/8.4	27-52	.519	0-0	.000	23-40	.575	20	32	52	1.6	55	1	2	19	22	4	77	2.4	
TOTAL	32-0	269/8.4	27-52	.519	0-0	.000	23-40	.575	20	32	52	1.6	55	1	2	19	22	4	77	2.4	

CAUPAIN, Troy

Season	gp-gs	min/avg	Total		3-Point		F-Throws		Rebounds											Scoring	
			fg-fga	pct	fg-fga	pct	ft-fta	pct	off	def	tot	avg	pf	fo	ast	to	blk	stl	pts	avg	
2013-14	34-0	649/19.1	54-142	.380	19-58	.328	58-74	.784	13	66	79	2.3	50	0	76	42	2	31	185	5.4	
2014-15	34-33	1065/31.3	107-241	.444	31-76	.408	82-104	.788	17	105	122	3.6	49	1	121	72	6	41	327	9.6	
2015-16	33-33	1104/33.5	142-379	.375	55-170	.324	89-113	.788	16	108	124	3.8	48	0	160	60	13	37	428	13.0	
2016-17	35-35	1124/32.1	127-319	.398	47-148	.318	67-97	.691	21	139	160	4.6	53	0	157	43	11	41	368	10.5	
TOTAL	136-101	3942/29.0	430-1081	.398	152-452	.336	296-388	.763	67	418	485	3.6	200	1	514	217	32	150	1308	9.6	

CLARK, Gary

			Total		3-Point		F-Throws		Rebounds											Scoring	
Season	gp-gs	min/avg	fg-fga	pct	fg-fga	pct	ft-fta	pct	off	def	tot	avg	pf	fo	ast	to	blk	stl	pts	avg	
2014-15	34-34	945/27.8	110-210	.524	0-5	.000	45-72	.625	94	152	246	7.2	54	0	57	38	45	35	265	7.8	
2015-16	33-32	1002/30.4	126-243	.519	13-25	.520	79-115	.687	113	177	290	8.8	76	0	70	42	49	41	344	10.4	
2016-17	35-34	1000/28.6	142-269	.528	14-48	.292	80-115	.696	105	170	275	7.9	64	0	70	40	41	35	378	10.8	
TOTAL	102-100	2947/28.9	378-722	.524	27-78	.346	204-302	.675	312	499	811	8.0	194	0	197	120	135	111	987	9.7	

CUMBERLAND, Jarron

			Total		3-Point		F-Throws		Rebounds											Scoring	
Season	gp-gs	min/avg	fg-fga	pct	fg-fga	pct	ft-fta	pct	off	def	tot	avg	pf	fo	ast	to	blk	stl	pts	avg	
2016-17	34-0	649/19.1	92-188	.489	37-103	.359	56-87	.644	35	47	82	2.4	60	0	51	34	9	34	277	8.1	
TOTAL	34-0	649/19.1	92-188	.489	37-103	.359	56-87	.644	35	47	82	2.4	60	0	51	34	9	34	277	8.1	

EVANS, Jacob

			Total		3-Point		F-Throws		Rebounds											Scoring	
Season	gp-gs	min/avg	fg-fga	pct	fg-fga	pct	ft-fta	pct	off	def	tot	avg	pf	fo	ast	to	blk	stl	pts	avg	
2015-16	33-8	806/24.4	94-253	.372	45-135	.333	45-56	.804	36	99	135	4.1	61	2	54	25	27	27	278	8.4	
2016-17	35-35	1100/31.4	164-348	.471	67-161	.416	79-109	.725	53	92	145	4.1	74	0	95	43	30	46	474	13.5	
TOTAL	68-43	1906/28.0	258-601	.429	112-296	.378	124-165	.752	89	191	280	4.1	135	2	149	68	57	73	752	11.1	

JENIFER, Justin

			Total		3-Point		F-Throws		Rebounds											Scoring	
Season	gp-gs	min/avg	fg-fga	pct	fg-fga	pct	ft-fta	pct	off	def	tot	avg	pf	fo	ast	to	blk	stl	pts	avg	
2015-16	27-0	232/8.6	21-58	.362	10-30	.333	14-20	.700	2	16	18	0.7	18	0	34	17	0	14	66	2.4	
2016-17	34-0	444/13.1	37-90	.411	17-45	.378	7-14	.500	8	27	35	1.0	32	0	67	16	0	16	98	2.9	
TOTAL	61-0	676/11.1	58-148	.392	27-75	.360	21-34	.618	10	43	53	0.9	50	0	101	33	0	30	164	2.7	



Cincinnati Individual Career History



JOHNSON, Kevin

			Total		3-Point		F-Throws		Rebounds											Scoring	
Season	gp-gs	min/avg	fg-fga	pct	fg-fga	pct	ft-fta	pct	off	def	tot	avg	pf	fo	ast	to	blk	stl	pts	avg	
2013-14	33-0	338/10.2	41-103	.398	15-48	.313	26-30	.867	14	19	33	1.0	42	0	21	17	3	13	123	3.7	
2014-15	34-24	742/21.8	74-195	.379	43-123	.350	29-44	.659	6	40	46	1.4	68	0	45	54	4	28	220	6.5	
2015-16	33-2	700/21.2	68-196	.347	40-130	.308	24-32	.750	24	34	58	1.8	51	0	55	38	2	30	200	6.1	
2016-17	35-35	988/28.2	96-258	.372	48-157	.306	33-41	.805	24	51	75	2.1	60	0	45	38	4	44	273	7.8	
TOTAL	135-61	2768/20.5	279-752	.371	146-458	.319	112-147	.762	68	144	212	1.6	221	0	166	147	13	115	816	6.0	

KOZ, John

			Total		3-Point		F-Throws		Rebounds											Scoring	
Season	gp-gs	min/avg	fg-fga	pct	fg-fga	pct	ft-fta	pct	off	def	tot	avg	pf	fo	ast	to	blk	stl	pts	avg	
2016-17	6-0	10/1.7	0-2	.000	0-2	.000	0-0	.000	0	2	2	0.3	0	0	2	0	0	0	0	0.0	
TOTAL	6-0	10/1.7	0-2	.000	0-2	.000	0-0	.000	0	2	2	0.3	0	0	2	0	0	0	0	0.0	

MOORE, Quadri

			Total		3-Point		F-Throws		Rebounds											Scoring	
Season	gp-gs	min/avg	fg-fga	pct	fg-fga	pct	ft-fta	pct	off	def	tot	avg	pf	fo	ast	to	blk	stl	pts	avg	
2014-15	26-0	213/8.2	21-56	.375	4-14	.286	11-15	.733	6	22	28	1.1	26	1	6	19	4	7	57	2.2	
2015-16	26-0	190/7.3	21-54	.389	4-12	.333	13-19	.684	13	21	34	1.3	21	0	2	18	2	8	59	2.3	
2016-17	27-1	215/8.0	27-77	.351	9-32	.281	15-19	.789	12	25	37	1.4	34	0	7	20	3	6	78	2.9	
TOTAL	79-1	618/7.8	69-187	.369	17-58	.293	39-53	.736	31	68	99	1.3	81	1	15	57	9	21	194	2.5	

SCOTT, Tre

			Total		3-Point		F-Throws		Rebounds											Scoring	
Season	gp-gs	min/avg	fg-fga	pct	fg-fga	pct	ft-fta	pct	off	def	tot	avg	pf	fo	ast	to	blk	stl	pts	avg	
2016-17	34-0	353/10.4	45-90	.500	1-3	.333	16-32	.500	24	63	87	2.6	25	0	20	16	15	17	107	3.1	
TOTAL	34-0	353/10.4	45-90	.500	1-3	.333	16-32	.500	24	63	87	2.6	25	0	20	16	15	17	107	3.1	

TOBLER, Zack

			Total		3-Point		F-Throws		Rebounds											Scoring	
Season	gp-gs	min/avg	fg-fga	pct	fg-fga	pct	ft-fta	pct	off	def	tot	avg	pf	fo	ast	to	blk	stl	pts	avg	
2013-14	8-0	13/1.6	0-4	.000	0-2	.000	0-0	.000	1	1	2	0.3	1	0	0	0	0	0	0	0.0	
2014-15	8-0	11/1.4	1-5	.200	0-2	.000	1-5	.200	0	1	1	0.1	2	0	0	1	0	0	3	0.4	
2015-16	6-0	17/2.8	2-5	.400	0-0	.000	5-8	.625	3	0	3	0.5	3	0	1	1	0	0	9	1.5	
2016-17	13-1	27/2.1	4-13	.308	2-5	.400	7-10	.700	2	5	7	0.5	6	0	1	3	0	2	17	1.3	
TOTAL	35-1	68/1.9	7-27	.259	2-9	.222	13-23	.565	6	7	13	0.4	12	0	2	5	0	2	29	0.8	

WASHINGTON, Kyle

			Total		3-Point		F-Throws		Rebounds											Scoring	
Season	gp-gs	min/avg	fg-fga	pct	fg-fga	pct	ft-fta	pct	off	def	tot	avg	pf	fo	ast	to	blk	stl	pts	avg	
2013-14*	36-25	718/19.9	73-168	.435	0-2	.000	27-48	.563	29	110	139	3.9	77	1	16	35	21	6	173	4.8	
2014-15*	34-18	604/17.8	98-210	.467	7-13	.538	28-39	.718	40	99	139	4.1	71	0	15	32	37	7	231	6.8	
2016-17	35-34	860/24.6	182-351	.519	15-39	.385	81-114	.711	77	160	237	6.8	89	2	31	52	42	13	460	13.1	
TOTAL	35-34	860/24.6	182-351	.519	15-39	.385	81-114	.711	77	160	237	6.8	89	2	31	52	42	13	460	13.1	
All*	105-77	2182/20.8	353-729	.484	22-54	.407	136-201	.677	146	369	515	4.9	237	3	62	119	100	26	864	8.2	

* Statistics from prior team/school