



2014 AMERICAN ATHLETIC CONFERENCE CHAMPIONS

CINCINNATI **BASKETBALL**



JUSTIN JACKSON

• AMERICAN DEFENSIVE PLAYER OF THE YEAR •



MICK CRONIN

• AMERICAN COACH OF THE YEAR •



SEAN KILPATRICK

• FIRST-TEAM ALL-AMERICAN •



**2014 BASKETBALL
CHAMPIONSHIP**



2013-14 SCHEDULE/RESULTS

Day/Date	Opponent	TV	Time/Result
Sat./Oct. 26	Carleton (EXH.)	BearcatsTV	W, 77-63
Sat./Nov. 2	Bellarmine (EXH.)	BearcatsTV	W, 84-72
Fri./Nov. 8	1-N.C. Central	ESPN3	W, 74-61
Tues./Nov. 12	1-NC State	ESPN	W, 68-57
Sat./Nov. 16	1-Appalachian State	F50	W, 77-49
Wed./Nov. 20	1-Campbell	ESPN3	W, 81-62
Tues./Nov. 26	UMass Lowell	F50	W, 79-49
Fri./Nov. 29	Kennesaw State	F50	W, 95-67
Tues./Dec. 3	USC Upstate	ESPN3	W, 86-50
Sat./Dec. 7	at New Mexico	CBSSN	L, 54-63
Sat./Dec. 14	2-vs. Xavier	FOX Sports 1	L, 47-64
Tues./Dec. 17	3-vs. Pittsburgh	ESPN	W, 44-43
Sat./Dec. 21	Middle Tennessee	F50	W, 69-48
Mon./Dec. 23	Chicago State	ESPN3	W, 102-62
Sat./Dec. 28	Nebraska	ESPN2	W, 74-59
Wed./Jan. 1	SMU	ESPNU	W, 65-57
Sat./Jan. 4	at No. 18 Memphis	ESPN2	W, 69-53
Tues./Jan. 7	at Houston	CBSSN	W, 61-60
Sat./Jan. 11	Rutgers	CBSSN	W, 71-51
Tues./Jan. 14	Temple	CBSSN	W, 69-58
Sat./Jan. 18	at USF	ESPNU	W, 61-54
Thurs./Jan. 23	UCF	CBSSN	W, 69-51
Sun./Jan. 26	at Temple	CBSSN	W, 80-76
Thurs./Jan. 30	at No. 12 Louisville	ESPN	W, 69-66
Sun./Feb. 2	USF	CBSSN	W, 50-45
Thurs./Feb. 6	No. 22 UConn	ESPN	W, 63-58
Sat./Feb. 8	at SMU	ESPNU	L, 55-76
Sat./Feb. 15	Houston	ESPNU	W, 73-62
Wed./Feb. 19	at UCF	ESPNU	W, 77-49
Sat./Feb. 22	No. 11 Louisville	CBS	L, 57-58
Sat./Mar. 1	at UConn	ESPN	L, 45-51
Thu./Mar. 6	No. 20 Memphis	ESPN	W, 97-84
Sat./Mar. 8	at Rutgers	ESPNews	W, 70-66
AMERICAN CONFERENCE CHAMPIONSHIP			
Thurs./Mar. 13	4-vs. UCF (Quarterfinals)	ESPNU	W, 61-58
Fri./Mar. 14	4-vs. UConn (Semifinals)	ESPN2	L, 56-58
NCAA CHAMPIONSHIP			
Thurs./Mar. 20	5-Harvard (2nd Rd)	TNT	2:10 p.m.
Sat./Mar. 22	5-Michigan St./Delaware (3rd Rd)	CBS/Turner	TBA
Mar. 27-30	Regional Semis & Finals	CBS/Turner	TBA
Apr. 5 & 7	Final Four & Champ	CBS/Turner	TBA

Notes: Home games are in **BOLD**FACE; All games are Eastern and subject to change.

Key: F50-FOX Sports Ohio; CBSSN-CBS Sports Network;

ESPN/ESPN2 - Game will be televised by either ESPN or ESPN2

1-Global Sports Shootout;

2-Skyline Chili Crosstown Classic (U.S. Bank Arena);

3-Jimmy V Classic (Madison Square Garden);

4-American Conference Championship (FedExForum);

5-NCAA Championship Second & Third Rounds (Spokane Veterans Memorial Arena).

CINCINNATI SPORTS COMMUNICATIONS

Senior Director/Basketball Contact: Andre Foushee

Office/Cell Phone: (513) 556-5182/(859) 797-7871

Press Row Phone: (513) 556-3800

Email Address: Andre.Foushee@uc.edu

Twitter: @GoBEARCATS and @Andre_UCSID

Asst. AD/Strategic Communications: Ryan Koslen

Cell Phone: (513) 497-3132

Email: Ryan.Koslen@uc.edu

UC Sports Communications

Richard E. Lindner Center

2751 O'Varsity Way, Suite 860

Cincinnati, OH 45221-0021

Phone: (513) 556-5191

Fax: (513) 556-0619

CINCINNATI[®]

BASKETBALL

2 NATIONAL TITLES • 6 FINAL FOURS • 8 ELITE EIGHTS • 10 SWEET SIXTEENS • 27 NCAA TOURNAMENTS

2014 AMERICAN ATHLETIC CONFERENCE CO-CHAMPIONS

5 SEED **CINCINNATI (27-6)** vs. 12 SEED **HARVARD (26-4)**
4 SEED **MICHIGAN STATE (26-8)** OR 13 SEED **DELAWARE (25-9)**

2014 NCAA CHAMPIONSHIP • SECOND & THIRD ROUNDS • GAME 34-35

Thursday, March 13 • 2:10 p.m. (ET) • Spokane Veterans Memorial Arena • Spokane, Wash.

Harvard Series Info: Second meeting; Harvard leads 1-0 at neutral sites.

Last Meeting: Harvard won 77-76 on Dec. 13, 1974 at the Volunteer Classic (Stokely Athletic Center in Knoxville, Tenn.).

Coaches: Tommy Amaker is in his seventh season at Harvard (138-70) and 17th season overall (312-209).

Mick Cronin is in his eighth season at Cincinnati (162-106); 11th season overall (231-130).

Radio: 700 WLW-AM; **Dan Hoard** provides play-by-play with color analyst **Chuck Machock**.

TV: TNT; **Spero Dedes** provides play-by-play with color analyst **Doug Gottlieb**. **Jaime Maggio** reports.

UC Twitter Page: @GoBEARCATS

CINCINNATI PROBABLE STARTERS & RESERVES

NO.	NAME	POS.	HT.	WT.	CL.-EXP.	HOMETOWN	GP-GS	PPG	RPG	APG	MIN
14	Ge'Lawn Guyn	G	6-1	185	Jr.-2L	Lexington, Ky.	33-33	4.6	2.0	1.0	19.1
23	Sean Kilpatrick	G	6-4	210	R-Sr.-3L	Yonkers, N.Y.	33-33	20.7	4.4	2.6	33.7
3	Shaquille Thomas	F	6-7	205	R-Sr.-1L	Paterson, N.J.	33-33	6.8	2.8	0.8*	23.0
2	Titus Rubles	F	6-7	220	Sr.-1L	Dallas, Texas	33-33	7.3	6.7	2.0	28.9
5	Justin Jackson	F	6-8	230	Sr.-3L	Cocoa Beach, Fla.	33-33	11.1	7.2	2.9*	27.5

OFF THE BENCH

15	Jermaine Sanders	F	6-5	210	Jr.-2L	Far Rockaway, N.Y.	33-0	5.9	3.1	1.0	21.5
10	Troy Caupain	G	6-3	200	Fr.-HS	Midlothian, Va.	33-0	5.5	2.4	2.3	19.0
11	Jermaine Lawrence	F	6-9	205	Fr.-HS	Springfield Gardens, N.Y.	25-0	2.9	2.9	0.6*	15.4
25	Kevin Johnson	G	6-2	180	Fr.-HS	Cincinnati, Ohio	32-0	3.8	1.0	0.6	10.2
33	David Nyarsuk	C	7-1	250	Sr.-1L	Juba, South Sudan	22-0	1.4	1.3	0.5*	6.7
45	Zack Tobler	F	6-5	215	Fr.-HS	Fort Mitchell, Ky.	8-0	0.0	0.3	0.0	1.6
0	Derek Cox	G	6-3	186	R-Sr.-HS	Mason, Ohio	3-0	0.0	0.3	0.0	0.7
1	Deshawn Morman	G	6-3	190	Fr.-HS	Richmond, Va.	0-0	0.0	0.0	0.0	0.0

Starters based on last game; ^-Blocks; *-Steals

CINCINNATI STORYLINES

- » Cincinnati is making its 28th NCAA Championship appearance overall and its 18th in the past 23 years.
- » UC is making its fourth consecutive trip to the tournament for the first time since 2002-2005. The Bearcats are one of 16 schools making their fourth straight NCAA tournament appearance.
- » Mick Cronin - the 2014 American Athletic Conference Coach of the Year - is only the second coach in Cincinnati history to take the Bearcats to four consecutive NCAA tournaments (Bob Huggins: 14 from 1992-2005).
- » Sean Kilpatrick was a unanimous First Team All-AAC selection and has been named First Team All-America by several media outlets. He leads the conference in scoring (20.7) and three-pointers made (2.7 per game). He ranks sixth in the nation in career points (2,217) and second in school history behind only the legendary Oscar Robertson (2,973 points/1958-60).

- » Kilpatrick is closing in on multiple school records. When he takes the floor on Thursday he will set the school record for career games played at 140. He is 17 points from becoming only the fourth player in school history to post 700 points in a season. With 310 career three-pointers he needs four more for the school record. He is also 34 minutes shy from becoming the UC's leader in career minutes played. He currently has seen 4,277 minutes of action.
- » Justin Jackson was a Second Team All-AAC selection. He leads the conference and ranks 13th in the nation in blocks (2.9 per game). His 95 blocks in 2013-14 are third most in a season at Cincinnati.
- » The Bearcats posted a 15-3 American Athletic Conference league mark to share the regular-season crown with Louisville. It marked UC's first conference title since the 2003-04 campaign. Its 15 league wins were the second most in school history (16-0 in Conference USA in 1999-2000).

2014 CINCINNATI POSTSEASON AWARDS

ALL-AMERICA

NO. 23 - SEAN KILPATRICK

#SKAllAmerican

For the latest information, statistics, clips and more visit:

www.GoBEARCATS.com/SKAllAmerican



ACCOLADES

- USA Today First Team All-America
- Sports Illustrated First Team All-America
- Sporting News First Team All-America
- Bleacher Report First Team All-America
- NBCSports.com First Team All-America
- United States Basketball Writer's Second Team All-America
- NABC District 25 First Team All-America
- USBWA All-District V selection
- Unanimous First Team All-American Athletic Conference selection
- American Athletic Conference Sportsmanship Award
- Wooden Award Finalist (one of 15 players)
- Oscar Robertson Trophy Finalist (one of 15 players)
- Naismith Trophy Semifinalist (one of 10 players)
- John R. Wooden Award Preseason Top 50 List
- American Athletic Conference Player of the Week (March 10) after averaging 29.0 points and 2.5 assists
- 2013 World University Games participant with USA Basketball (one of 12 players)
- American Athletic Conference Player of the Week (Feb. 10) after averaging 24.0 points, 9.0 rebounds, 4.5 assists and 4.0 three-pointers
- American Athletic Conference Player of the Week (Feb. 3) after averaging 23.0 points, 3.5 rebounds and 2.0 assists
- Nine-time selection to American Honor Roll

RANKINGS

- 15th nationally in points per game (20.7) and 13th in total points (669)
- Sixth nationally in career scoring (2,114 points) and one of 10 active players in the country with over 2,000 career points
- Seventh nationally in career three-pointers (308)
- Leads American Athletic Conference in scoring (20.7 points per game)
- Leads American Athletic Conference in three-pointers made (2.7 per game)
- Listed third in the conference in free throw percentage (.847)

STATISTICS

- **Against ranked teams in 2013-14:**
24.7 ppg, 43.7 percent field goal shooting, 34.8 percent three-point shooting
- **Last five minutes of the game against ranked teams:**
averaging 6.7 points and has made 28-of-33 from the foul line
- **Last 12 games:**
23.5 ppg, 36 three-pointers, 84.4 percent free throw shooting
- Has led team in scoring each of the last 19 games and 30 of 33 contests this season
- Was game's top scorer in 14 of 18 league games
- With his 10th point in a 28-point performance against No. 11/5 Louisville on Feb. 22, Kilpatrick became just the second player in Cincinnati history to reach 2,000 career points, joining the legendary Oscar Robertson.
- Has scored over 20 points in 19 games, including a season-high 34 points against No. 20 Memphis (March 1).

DEFENSIVE PLAYER OF THE YEAR

NO. 5 - JUSTIN JACKSON

- Named NABC District 25 Second Team All-America
- Named American Athletic Conference Defensive Player of the Year
- Ranked 13th in the nation in total blocks (93) and 49th in offensive rebounds per game (3.13) through March 13
- Listed among the American Athletic Conference leaders in blocks (first at 2.9), offensive rebounds (third at 3.2), field-goal shooting (fifth at 54.2 percent), rebounds (fifth at 7.2) and steals (sixth at 1.6)
- Has blocked a career-high seven shots in two games this season: at No. 18 Memphis (Jan. 4) and against UCF (Jan. 23)
- Recorded at least one block in 16 of 18 league games and 30 of 33 games overall
- Grabbed a season-high five steals against SMU on Jan. 1
- Recorded at least one steal in 16 of 18 league games and 25 of 33 contests overall
- Was first player in the nation to earn conference player of the week accolades in three consecutive weeks (Dec. 23, Dec. 30 and Jan. 6). During the stretch, Jackson averaged 15.3 points while shooting 61.9 percent from the field (39 of 63) to go with 9.7 rebounds, 4.3 blocks, 2.2 steals and 2.2 assists
- Ranks fourth in school history with 215 career blocks
- His 95 blocks this year rank third on UC's single-season blocks chart

COACH OF THE YEAR

MICK CRONIN

- Named American Athletic Conference Coach of the Year
- Named a finalist for the Henry Iba Award by the USBWA
- Despite being picked fourth in the conference and receiving only one vote in the preseason Associated Press poll, UC head coach Mick Cronin guided Cincinnati to a share of the American Athletic Conference title and a No. 13 national ranking
- The Bearcats were ranked in the AP Top 25 the last nine weeks of regular season
- Cincinnati is 4-2 against ranked teams this season
- The Bearcats won 15 consecutive games including their first 11 conference games and are enjoying their best season since the 2001-02 campaign (finished 31-4)
- UC set the Fifth Third Arena record for best home start, winning its first 17 games
- Through March 13, the Bearcats ranked fifth in the nation in scoring defense (58.3 points). UC has held its opponent under 70 points in 30 of 33 games
- UC ranked among the nation's Top 25 teams in eight categories (through March 13): scoring defense (fifth at 58.3); field goal percentage defense (18th at .393); total steals (19th at 253); turnover margin (20th at 3.1); scoring margin (21st at 10.8); steals per game (23rd at 7.9); offensive rebounds (28th at 13.3); and total blocks (20th at 179)
- The Bearcats have won at least 26 games in three of the last four seasons
- Cronin has moved into second place with 162 career win at Cincinnati

2013-14 CINCINNATI BASKETBALL • NCAA CHAMPIONSHIP SECOND & THIRD ROUNDS

2013-14 NUMERICAL ROSTER							
NO.	NAME	POS.	HT.	WT.	CLASS	EXP.	HOMETOWN / PREVIOUS SCHOOLS
0	Derek Cox	G	6-3	186	R-Sr.	HS	Mason, Ohio/Mason High School
1	Deshaun Morman	G	6-3	190	Fr.	HS	Richmond, Va./Faith Baptist Christian (Fla.)
2	Titus Rubles	F	6-7	220	Sr.	1L	Dallas, Texas/Blinn College
3	Shaquille Thomas	F	6-7	205	R-So.	1L	Paterson, N.J./NIA Prep School
5	Justin Jackson	F	6-8	230	Sr.	3L	Cocoa Beach, Fla./Arlington Country Day
10	Troy Caupain	G	6-3	200	Fr.	HS	Midlothian, Va./Cosby HS (Va.)
11	Jermaine Lawrence	F	6-9	205	Fr.	HS	Springfield Gardens, N.Y./Pope John XXIII HS (N.J.)
14	Ge'Lawn Guyn	G	6-2	185	Jr.	2L	Lexington, Ky./Scott County HS/South Kent Prep (Conn.)
15	Jermaine Sanders	F	6-5	210	Jr.	2L	Far Rockaway, N.Y./Rice HS
23	Sean Kilpatrick	G	6-4	210	R-Sr.	3L	Yonkers, N.Y./White Plains HS/Notre Dame Prep (Mass.)
25	Kevin Johnson	G	6-2	180	Fr.	HS	Cincinnati, Ohio/Summit Country Day School
32	Jamaree Strickland	C	6-10	270	Fr.	HS	Oakland, Calif./Queen City Prep Acad. (N.C.)
33	David Nyarsuk	C	7-1	250	Sr.	1L	Juba, South Sudan/Mountain State University (W.Va.)
45	Zack Tobler	F	6-5	215	Fr.	HS	Fort Mitchell, Ky./Covington Catholic High School

2013-14 ALPHABETICAL ROSTER							
NO.	NAME	POS.	HT.	WT.	CLASS	EXP.	HOMETOWN / PREVIOUS SCHOOLS
10	Troy Caupain	G	6-3	200	Fr.	HS	Midlothian, Va./Cosby HS (Va.)
0	Derek Cox	G	6-3	186	R-Sr.	HS	Mason, Ohio/Mason High School
14	Ge'Lawn Guyn	G	6-2	185	Jr.	2L	Lexington, Ky./Scott County HS/South Kent Prep (Conn.)
5	Justin Jackson	F	6-8	230	Sr.	3L	Cocoa Beach, Fla./Arlington Country Day
25	Kevin Johnson	G	6-2	180	Fr.	HS	Cincinnati, Ohio/Summit Country Day School
23	Sean Kilpatrick	G	6-4	210	R-Sr.	3L	Yonkers, N.Y./White Plains HS/Notre Dame Prep (Mass.)
11	Jermaine Lawrence	F	6-9	205	Fr.	HS	Springfield Gardens, N.Y./Pope John XXIII HS (N.J.)
1	Deshaun Morman	G	6-3	190	Fr.	HS	Richmond, Va./Faith Baptist Christian (Fla.)
33	David Nyarsuk	C	7-1	250	Sr.	1L	Juba, South Sudan/Mountain State University (WVa.)
2	Titus Rubles	F	6-7	220	Sr.	1L	Dallas, Texas/Blinn College
15	Jermaine Sanders	F	6-5	210	Jr.	2L	Far Rockaway, N.Y./Rice HS
32	Jamaree Strickland	C	6-10	270	Fr.	HS	Oakland, Calif./Queen City Prep Acad. (N.C.)
3	Shaquille Thomas	F	6-7	205	R-So.	1L	Paterson, N.J./NIA Prep School
45	Zack Tobler	F	6-5	215	Fr.	HS	Fort Mitchell, Ky./Covington Catholic High School

COACHING STAFF
Head Coach: Mick Cronin (8th season at UC; 11th season overall)
Associate Head Coach: Larry Davis
Assistant Coaches: Darren Savino, Antwon Jackson
Director of Basketball Operations: Drew Seidenberger
Director of Student-Athlete Development: Mark Berger
Video Coordinator: T.J. Wolf
Program Assistant: Greg Youncofski
Assoc. Athletics Director/Sports Medicine: Bob Mangine
Head Athletic Trainer: Joe Rauch
Director of Strength & Conditioning: Mike Rehfeldt
Undergraduate Student Assistant Coach: JaQuon Parker

PRONUNCIATION GUIDE	
Troy Caupain	co-PAIN
Ge'Lawn Guyn	JEE-lawn Gwynn
Deshaun Morman	duh-SHAUN
David Nyarsuk	nahr-SOOK
Titus Rubles	ROO-bulls

ROSTER INFORMATION	
BY STATE/COUNTRY	
California	(1) Jamaree Strickland
Florida	(1) Justin Jackson
Kentucky	(2) Ge'Lawn Guyn, Zack Tobler
New Jersey	(1) Shaquille Thomas
New York	(3) Sean Kilpatrick, Jermaine Lawrence, Jermaine Sanders
Ohio	(2) Derek Cox, Kevin Johnson
Texas	(1) Titus Rubles
Virginia	(2) Deshaun Morman, Troy Caupain
South Sudan	(1) David Nyarsuk

BY CLASS	
True Freshmen	(6) Troy Caupain, Kevin Johnson, Jermaine Lawrence, Deshaun Morman, Jamaree Strickland, Zack Tobler
Sophomores	none
R-Sophomores	(1) Shaquille Thomas
Juniors	(2) Ge'Lawn Guyn, Jermaine Sanders
Seniors	(3) Justin Jackson, David Nyarsuk, Titus Rubles
R-Seniors	(2) Derek Cox, Sean Kilpatrick

BY HEIGHT	
7-1	David Nyarsuk
6-10	Jamaree Strickland
6-9	Jermaine Lawrence
6-8	Justin Jackson
6-7	Titus Rubles, Shaquille Thomas
6-5	Jermaine Sanders, Zack Tobler
6-4	Sean Kilpatrick
6-3	Derek Cox, Troy Caupain, Deshaun Morman
6-2	Ge'Lawn Guyn, Kevin Johnson

QUICK FACTS

GENERAL INFORMATION	
Location	Cincinnati, Ohio 45221
Founded	1819
Enrollment	42,656
Nickname	Bearcats
Colors	Red (PMS: 186) and Black
Arena (Capacity)	Fifth Third Arena (13,176)
Affiliation	NCAA Division I
Conference	American
President	Dr. Santa J. Ono
Alma mater/year	Chicago, '84
Director of Athletics	Mike Bohn
Alma mater/year	Kansas, '83
Faculty Representative	Dr. David M. Szymanski
Department of Athletics Phone	(513) 556-4603
Athletics Ticket Office Phone	(877) CATS-TIX

BASKETBALL STAFF	
Head Coach	Mick Cronin (Cincinnati '97)
Basketball Office Phone	(513) 556-5847
Associate Head Coach	Larry Davis (Asbury '78)
Assistant Coach	Darren Savino (Jersey City '94)
Assistant Coach	Antwon Jackson (Pikeville College '93)
Director of Operations	Drew Seidenberger (Cincinnati '09)
Dir. of Student-Athlete Devel.	Mark Berger (Cincinnati '01)
Video Coordinator	T.J. Wolf (Murray State '07)
Program Assistant	Greg Youncofski (Kansas '13)
Assoc. AD/Sports Medicine	Bob Mangine (Pittsburgh '73)
Head Athletic Trainer	Joe Rauch (Pittsburgh '05)
Dir. /Strength & Condition	Mike Rehfeldt (St. Cloud St. '05)
Administrative Assistant	Winona Shaw-Gunn

HISTORY	
First year of basketball	1901-02
All-time record (Entering 2013-14)	1,656-968 (.631)
NCAA appearances/last	27/2013
All-time record	43-26 (.623)
National Championships	2/1961, 1962
Final Four appearances/last	6/1992
Elite Eight appearances/last	8/1996
Sweet 16 appearances/last	10/2012
Conference Championships/last	37/2004
Postseason NIT appearances/last	10/2010
All-time record	8-10

TEAM INFORMATION	
2012-13 Record	22-12
BIG EAST Record	9-9 (T-9th)
Starters returning/lost	2 (Kilpatrick, Jackson)/3
Letterwinners returning/lost	8/5
Percent of scoring returning	56.9 (1,286 of 2,262)
Percent of rebounding returning	64.5 (786 of 1,219)

CINCINNATI IN THE NCAA CHAMPIONSHIP

- » The Bearcats are making their 28th NCAA Championship appearance overall and their 18th in the past 23 years.
- » During its NCAA Championship history, Cincinnati has compiled a 43-26 all-time record en route to winning two national titles (1961 and 1962), making eight regional finals (1959-63, 1992-93, 1996) and six final fours (1959-63, 1992).
- » UC is making its fourth consecutive trip to the tournament for the first time since 2002-2005.
- » Mick Cronin joins Bob Huggins as the only coaches in Cincinnati history to take the Bearcats to as many as four NCAA tournaments. Huggins took UC to 14 consecutive tournaments from 1992-2005. Cronin is 3-3 in the NCAA tournament with Cincinnati. He was 0-2 in two trips with Murray State (2004 & 2006).
- » Sean Kilpatrick and Justin Jackson are the first Bearcats since Jason Maxiell (2002-05) to play in four consecutive NCAA tournaments during their careers.
- » Last year as a No. 10 seed in the Midwest region, Cincinnati lost to No. 7 seed Creighton 67-63 in the second round on March 22 in Philadelphia, Pa.
- » As a sixth-seed in the East region in 2012, the Bearcats advanced to their first NCAA Sweet 16 since 2001, defeating Texas (65-59) and Florida State (62-56) before falling to Ohio State (81-66) in the regional semifinals.
- » The Bearcats returned to the tournament for the first time in six seasons in 2010-11 as a sixth-seed in the West region. UC knocked off Missouri (78-63) in the second round before falling to fellow BIG EAST Conference member and eventual national champion, Connecticut (69-58) two days later.
- » Cincinnati is one of 16 programs in the nation to participate in the NCAA tournament each of the past four seasons (joining Duke, Florida, Gonzaga, Kansas, Kansas State, Louisville, Memphis, Michigan, Michigan State, North Carolina, Ohio State, San Diego State, Syracuse, VCU and Wisconsin).
- » Cincinnati is one of only five programs in the nation to play in three consecutive NCAA national title games (1961-63), joining Ohio State (1960-62), UCLA (1967-73), Duke (1990-92) and Kentucky (1996-98). The Bearcats won the crown in 1961 and 1962 and were second in 1963.

RANDOM TOURNAMENT NOTES

- » Cincinnati is playing an NCAA tournament game in the state of Washington for the first time.
- » Spokane will be the farthest north Cincinnati has played in the NCAA tournament, with a northern longitude of 47.7 degrees. The previous northern-most destination was Boise, Idaho, at 43.0 degrees north.
- » The Bearcats will have played a game in each of the four continental United States time zones during the 2013-14 campaign. UC played in Albuquerque against New Mexico in the Mountain Time Zone in December.
- » The Bearcats are a five seed for just the second time. In 2001, they advanced to the Sweet 16 as the five seed in the West Region.
- » Cincinnati has never played an Ivy League team in the NCAA tournament.
- » Each time UC has been in the East Regional, it has won at least one game.
- » UC is 1-3 in the NCAA tournament when playing on March 20. The Bearcats fell to Gonzaga on March 20, 2003, in the first round; defeated UTEP in the first round

en route to the 1992 Final Four; lost to Louisville in the regional finals in 1975 and lost to Cal in the 1959 Final Four. Cincinnati also has a loss to DePaul in the 1990 National Invitation Tournament on March 20.

- » Cincinnati is one of 24 schools to have its football team reach a bowl game and men's basketball team reach the NCAA tournament.

UC'S NCAA CHAMPIONSHIP RESULTS

1958	1-1	Midwest Regional—3rd place
1959	3-1	Midwest Regional—Champs Final Four—3rd place
1960	3-1	Midwest Regional—Champs Final Four—3rd place
1961	4-0	Midwest Regional—Champs Final Four—National Champs
1962	4-0	Midwest Regional—Champs Final Four—National Champs
1963	3-1	Midwest Regional—Champs Final Four—Runner-Up
1966	0-2	Midwest Regional—4th place
1975	2-1	Midwest Regional—3rd place
1976	0-1	Midwest Pre-Regional
1977	0-1	Midwest Pre-Regional
1992	4-1	Midwest Regional (No. 4 seed) Regional Champs Final Four—Semifinalist
1993	3-1	East Regional (No. 2 seed) Regional Runner-up
1994	0-1	West Regional (No. 8 seed)
1995	1-1	West Regional (No. 7 seed)
1996	3-1	Southeast Regional (No. 2 seed) Regional Runner-up
1997	1-1	Midwest Regional (No. 3 seed)
1998	1-1	West Regional (No. 2 seed)
1999	1-1	East Regional (No. 3 seed)
2000	1-1	South Regional (No. 2 seed)
2001	2-1	West Regional (No. 5 seed)
2002	1-1	West Regional (No. 1 seed)
2003	0-1	West Regional (No. 8 seed)
2004	1-1	Atlanta Regional (No. 4 seed)
2005	1-1	Austin Regional (No. 7 seed)
2011	1-1	West Regional (No. 6 seed)
2012	2-1	East Regional (No. 6 seed)
2013	0-1	Midwest Regional (No. 10 seed)

UC AT THE NCAA CHAMPIONSHIP

Previous Appearances: 27

Record: 43-26 (.623)

8 Elite Eight Appearances (1959-63, 1992, 1993, 1996)

6 Final Four Appearances (1959-63, 1992)

2 National Championships (1961, 1962)

RECORD BY REGION

Atlanta Regional: 1-1

East Regional: 6-3

South Regional: 1-1

West Regional: 6-7

Austin Regional: 1-1

Midwest Region: 25-12

Southeast Regional: 3-1

RECORD BY SEED

No. 1 seed: 1-1

No. 3 seed: 6-3

No. 5 seed: 2-1

No. 7 seed: 2-2

No. 10 seed: 0-1

No. 2 seed: 8-4

No. 4 seed: 1-1

No. 6 seed: 3-2

No. 8 seed: 0-2

RECORD BY LOCATION

Anaheim, Calif.: 0-1

Boise, Idaho: 1-1

Columbus, Ohio: 1-1

East Rutherford, N.J.: 1-1

Kansas City, Mo.: 2-0

Lawrence, Kan.: 7-1

Louisville, Ky.: 4-2

Manhattan, Kan.: 2-0

Nashville, Tenn.: 3-1

Omaha, Neb.: 0-1

Pittsburgh, Pa.: 1-1

Salt Lake City, Utah: 1-2

San Francisco, Calif.: 1-1

Washington, D.C.: 1-1

Auburn Hills, Mich.: 1-1

Boston, Mass.: 1-2

Dayton, Ohio: 2-0

Indianapolis, Ind.: 1-1

Las Cruces, N.M.: 1-1

Lexington, Ky.: 1-1

Lubbock, Texas: 1-2

Minneapolis, Minn.: 0-1

Ogden, Utah: 0-1

Orlando, Fla.: 2-0

Philadelphia, Pa.: 0-1

San Diego, Calif.: 2-0

Syracuse, N.Y.: 2-0

TEAM SINGLE-GAME RECORDS

Points	101	v. UCLA, 2002
FG	43	v. DePaul, 1960
FGA	80	v. UCLA, 2002
FG Pct.	.614	v. Temple, 1995
3-FG	15	v. Connecticut, 1995
3-FGA	32	v. East Tenn. St., 2004
3-FG Pct.	.579	v. Brigham Young, 2001
FT	27	v. Arkansas, 1958
FTA	39	v. Oregon State, 1963
FT Pct.	.900	v. Temple, 1996
Assists	24	v. Louisville, 1959
Rebounds	68	v. Texas Tech, 1961

INDIVIDUAL SINGLE-GAME RECORDS

Points	56	Oscar Robertson v. Arkansas, 1958
FG	21	Oscar Robertson v. Arkansas, 1958
FGA	36	Oscar Robertson v. Arkansas, 1958
3-FG	6	Nick Van Exel v. N. Carolina, 1993
3-FGA	14	Nick Van Exel v. N. Carolina, 1993
FT	14	Oscar Robertson v. Arkansas, 1958
FTA	19	Oscar Robertson v. Louisville, 1959
Assists	9	Oscar Robertson v. California, 1959
		Damon Flint v. Butler, 1997
Rebounds	20	Mike Franklin v. Notre Dame, 1975

CINCINNATI'S ALL-TIME RESULTS AT THE NCAA CHAMPIONSHIP

2013 -- Final Record: 22-12 -- Seed: No. 10

Head Coach: Mick Cronin

Captains: Cashmere Wright, JaQuon Parker
Midwest Regional (Philadelphia, Pa.)

M 22	Creighton	L	63-67
------	-----------	---	-------

2012 -- Final Record: 26-11 -- Seed: No. 6

Head Coach: Mick Cronin

Captains: Yancy Gates, Dion Dixon

East Regional (Nashville, Tenn.)

M 16	Texas	W	65-59
------	-------	---	-------

M 18	Florida State	W	62-56
------	---------------	---	-------

East Regional Semifinal (Boston, Mass.)

M 22	Ohio State	L	66-81
------	------------	---	-------

2011 -- Final Record: 26-9 -- Seed: No. 6

Head Coach: Mick Cronin

Captains: Rashad Bishop, Larry Davis,
Ibrahima Thomas,

Eddie Tyree, Darnell Wilks

West Regional (Washington, D.C.)

M 17	Missouri	W	78-63
------	----------	---	-------

M 19	Connecticut	L	58-69
------	-------------	---	-------

2005 -- Final Record: 25-8 -- Seed: No. 7

Head Coach: Bob Huggins

Captains: Jason Maxiell, Nick Williams

Austin Regional (Indianapolis, Ind.)

M 17	Iowa	W	76-64
------	------	---	-------

M 19	Kentucky	L	60-69
------	----------	---	-------

2004 -- Final Record: 25-7 -- Seed: No. 4

Head Coach: Bob Huggins

Captains: Jason Maxiell, Field Williams

Atlanta Regional (Columbus, Ohio)

M 19	East Tennessee St.	W	80-77
------	--------------------	---	-------

M 21	Illinois	L	68-92
------	----------	---	-------

2003 -- Final Record: 17-12 -- Seed: No. 8

Head Coach: Bob Huggins

Captain: Leonard Stokes

West Regional (Salt Lake City, Utah)

M 20	Gonzaga	L	69-74
------	---------	---	-------

2002 -- Final Record: 31-4 -- Seed: No. 1

Head Coach: Bob Huggins

Captains: Steve Logan, Immanuel McElroy

West Regional (Pittsburgh, Pa.)

M 15	Boston University	W	90-52
------	-------------------	---	-------

M 17	UCLA	L-2ot	101-105
------	------	-------	---------

2001 -- Final Record: 25-10 -- Seed: No. 5

Head Coach: Bob Huggins

Captains: Steve Logan, Kenny Satterfield

West Regional (San Diego, Calif.)

M 15	Brigham Young	W	84-59
------	---------------	---	-------

M 17	Kent State	W	66-43
------	------------	---	-------

West Regional Finals (Anaheim, Calif.)

M 22	Stanford	L	65-78
------	----------	---	-------

2000 -- Final Record: 29-4 -- Seed: No. 2

Head Coach: Bob Huggins

Captains: Kenyon Martin, Pete Mickeal

South Regional (Nashville, Tenn.)

M 17	UNC Wilmington	W	64-47
------	----------------	---	-------

M 19	Tulsa	L	61-69
------	-------	---	-------

1999 -- Final Record: 27-6 -- Seed: No. 3

Head Coach: Bob Huggins

Captains: Melvin Levett, Kenyon Martin

East Regional (Boston, Mass.)

M 12	George Mason	W	72-48
------	--------------	---	-------

M 14	Temple	L	54-64
------	--------	---	-------

1998 -- Final Record: 27-6 -- Seed: No. 2

Head Coach: Bob Huggins

Captains: D'Juan Baker, Bobby Brannen

West Regional (Boise, Idaho)

M 12	Northern Arizona	W	65-62
------	------------------	---	-------

M 14	West Virginia	L	74-75
------	---------------	---	-------

1997 -- Final Record: 26-8 -- Seed: No. 3

Head Coach: Bob Huggins

Captains: Darnell Burton, Damon Flint,
Danny Fortson

Midwest Regional (Auburn Hills, Mich.)

M 13	Butler	W	86-69
------	--------	---	-------

M 15	Iowa State	L	66-67
------	------------	---	-------

1996 -- Final Record: 27-4 -- Seed: No. 2

Head Coach: Bob Huggins

Captain: Keith Gregor

Southeast Regional (Orlando, Fla.)

M 15	UNC Greensboro	W	66-61
------	----------------	---	-------

M 17	Temple	W	78-65
------	--------	---	-------

Southeast Regional Finals (Lexington, Ky.)

M 22	Georgia Tech	W	87-70
------	--------------	---	-------

M 24	Mississippi State	L	63-73
------	-------------------	---	-------

1995 -- Final Record: 23-11 -- Seed: No. 7

Head Coach: Bob Huggins

Captains: Curtis Bostic, LaZelle Durden,
Keith Gregor

West Regional (Salt Lake City, Utah)

M 16	Temple	W	77-71
------	--------	---	-------

M 18	Connecticut	L	91-96
------	-------------	---	-------

1994 -- Final Record: 22-10 -- Seed: No. 8

Head Coach: Bob Huggins

Captains: Curtis Bostic, Keith Gregor

West Regional (Ogden, Utah)

M 17	Wisconsin	L	72-80
------	-----------	---	-------

1993 -- Final Record: 27-5 -- Seed: No. 2

Head Coach: Bob Huggins

Captains: Tarrance Gibson, Terry Nelson

East Regional (Syracuse, N.Y.)

M 19	Coppin State	W	93-66
------	--------------	---	-------

M 21	New Mexico State	W	92-55
------	------------------	---	-------

East Regional Finals (East Rutherford, N.J.)

M 26	Virginia	W	71-54
------	----------	---	-------

M 28	North Carolina	L-ot	68-75
------	----------------	------	-------

1992 -- Final Record: 29-5 -- Seed: No. 3

NCAA FINAL FOUR

Head Coach: Bob Huggins

Captains: Anthony Buford, Herb Jones,
Mike Reicheneker

Midwest Regional (Dayton, Ohio)

M 20	Delaware	W	85-47
------	----------	---	-------

M 22	Michigan State	W	77-65
------	----------------	---	-------

Midwest Regional Finals (Kansas City, Mo.)

M 27	Texas-El Paso	W	69-67
------	---------------	---	-------

M 29	Memphis State	W	88-57
------	---------------	---	-------

Final Four (Minneapolis, Minn.)

A 4	Michigan	L	72-76
-----	----------	---	-------

1977 -- Final Record: 25-5

Head Coach: Gale Catlett

Captain: Gary Yoder

Midwest Regional (Omaha, Neb.)

M 12	Marquette	L	51-66
------	-----------	---	-------

1976 -- Final Record: 25-6

Head Coach: Gale Catlett

Captains: Mike Artis, Garry Kamstra,
Hal Ward

Midwest Regional (Lawrence, Kan.)

M 13	Notre Dame	L	78-79
------	------------	---	-------

1975 -- Final Record: 23-6

Head Coach: Gale Catlett

Captain: Steve Collier

Midwest Regional (Lubbock, Texas)

M 15	Texas A&M	W	73-68
------	-----------	---	-------

Midwest Regional Finals (Las Cruces, N.M.)

M 20	Louisville	L	63-78
------	------------	---	-------

M 22	Notre Dame	W	95-87
------	------------	---	-------

1966 -- Final Record: 21-7

Head Coach: Tay Baker

Captain: Don Rolfes

Midwest Regional (Lubbock, Texas)

M 11	Texas-El Paso	L-ot	76-78
------	---------------	------	-------

M 12	So. Methodist	L	84-89
------	---------------	---	-------

1963 -- Final Record: 26-2

NCAA Runner-Up

Head Coach: Ed Jucker

Captain: Tony Yates

Midwest Regional (Lawrence, Kan.)

M 15	Texas	W	73-68
------	-------	---	-------

M 16	Colorado	W	67-60
------	----------	---	-------

Final Four (Louisville, Ky.)

M 22	Oregon State	W	80-46
------	--------------	---	-------

M 23	Loyola (IL)	L-ot	58-60
------	-------------	------	-------

1962 -- Final Record: 29-2

NCAA Champions

Head Coach: Ed Jucker

Captain: Paul Hogue

Midwest Regional (Manhattan, Kan.)

M 16	Creighton	W	66-46
------	-----------	---	-------

M 17	Colorado	W	73-46
------	----------	---	-------

Final Four (Louisville, Ky.)

M 23	UCLA	W	72-70
------	------	---	-------

M 24	Ohio State	W	71-59
------	------------	---	-------

1961 -- Final Record: 27-3

NCAA Champions

Head Coach: Ed Jucker

Captains: Bob Weisenhahn, Carl Bouldin

Midwest Regional (Lawrence, Kan.)

M 17	Texas Tech	W	78-55
------	------------	---	-------

M 18	Kansas State	W	69-64
------	--------------	---	-------

Final Four (Kansas City, Mo.)

M 24	Utah	W	82-67
------	------	---	-------

M 25	Ohio State	W-ot	70-65
------	------------	------	-------

1960 -- Final Record: 28-2

NCAA Final Four

Head Coach: George Smith

Captains: Oscar Robertson, Ralph Davis

Midwest Regional (Manhattan, Kan.)

M 11	DePaul	W	99-59
------	--------	---	-------

M 12	Kansas	W	82-71
------	--------	---	-------

Final Four (San Francisco, Calif.)

M 18	California	L	69-77
------	------------	---	-------

M 19	New York U.	W	95-71
------	-------------	---	-------

1959 -- Final Record: 26-4

NCAA Final Four

Head Coach: George Smith

Captains: Oscar Robertson, Mike Mendenhall

Midwest Regional (Lawrence, Kan.)

M 13	Texas Christian	W	77-73
------	-----------------	---	-------

M 14	Kansas State	W	85-75
------	--------------	---	-------

Final Four (Louisville, Ky.)

M 20	California	L	58-64
------	------------	---	-------

M 21	Louisville	W	98-85
------	------------	---	-------

1958 -- Final Record: 25-3

Head Coach: George Smith

Captains: Connie Dierking, Wayne Stevens

Midwest Regional (Lawrence, Kan.)

M 14	Kansas State	L-ot	80-83
------	--------------	------	-------

M 15	Arkansas	W	97-62
------	----------	---	-------

PREVIEWING THE GAME

- » The University of Cincinnati men's basketball team returns to the NCAA Championship for the fourth straight season with a second-round game against Harvard on Thursday March 20 at the Spokane Veterans Memorial Arena in Spokane, Wash.
- » Cincinnati (27-6) is the No. 5 seed while the Crimson (26-4) are the No. 12 seed. No. 4 Michigan State and No. 13 Delaware are the other two East Region teams in Spokane.
- » The game is scheduled to tip at 2:10 p.m. ET. It will be broadcast by TNT and 700 WLW AM.
- » Cincinnati saw its three-game win streak snapped when it fell to UConn 58-56 in the semifinals of the American Athletic Conference Championship on March 14 at the FedEx Forum in Memphis, Tenn. Sean Kilpatrick led the Bearcats with 14 points and a game-high four steals. Justin Jackson added 10 points and eight rebounds.
- » The Bearcats rallied from a seven-point deficit with 2:18 left to pull within one point on a Jermaine Sanders three-pointer with 14 seconds left. After UConn's Shabazz Napier missed the second of two free throws with 12 seconds remaining, UC had a chance to tie the game at 58-58 but a Kilpatrick running layup rolled off the rim as time expired.
- » Harvard won its eighth consecutive game and wrapped up the Ivy League title with a thrilling 98-93 overtime win at Brown on March 8. Four players scored in double figures led by Steve Moudou-Missi (21 points/11 rebounds) and Kyle Casey (16 points/10 rebounds). The Crimson tied the school record for wins in a season (26) and set the school mark for conference victories (13).
- » The teams have met only once before. Harvard claimed a 77-76 win over Cincinnati on Dec. 13, 1974 at the Volunteer Classic at Stokely Athletic Center in Knoxville, Tenn.

SCOUTING HARVARD

- » 26-4 overall, 13-1 Ivy League
- » Regular Season Champion
- » **Statistical Leaders**
- » Scorer: Wesley Saunders (14.0)
- » Rebounder: Steve Moudou-Missi (5.8)
- » Assists: Siyani Chambers (4.7)
- » Steals: Wesley Saunders (1.7)
- » Blocks: Steve Moudou-Missi (1.3)
- » Three-point shooting: Laurent Rivard (42.6)
- » **Postseason Awards**
- » Wesley Saunders – Ivy League POTY/First Team All-Ivy/USBWA All-District Team/NABC All-District
- » Siyani Chambers – Second Team All-Ivy
- » Steve Moudou-Missi – Second Team All-Ivy
- » Laurent Rivard – Second Team All-Ivy
- » Brandyn Curry – Honorable Mention All-Ivy
- » Kyle Casey – Honorable Mention All-Ivy
- » **Series Notes**
- » All-time record vs. Harvard: 0-1
- » Last meeting: L, 77-76 (12/13/1974)
- » NCAA tournament record vs. Harvard: 0-0
- » Cronin record vs. Harvard: 0-0

SCOUTING DELAWARE

- » 25-9 overall, 14-2 Colonial
- » Regular Season and Tournament Champion
- » **Statistical Leaders**
- » Scorer: Devon Saddler (19.7)/Davon Usher (19.4)
- » Rebounder: Carl Baptiste (8.0)
- » Assists: Jarvis Threatt (5.56)
- » Steals: Jarvis Threatt (2.52)
- » Blocks: Carl Baptiste (1.44)
- » Three-point shooting: Kyle Anderson (38.6)
- » **Postseason Awards**
- » Devon Saddler – NABC First Team All-District/First Team All-CAA
- » Davon Usher – NABC First Team All-District/First Team All-CAA
- » Carl Baptiste – Third Team All-CAA/CAA All-Defensive Team
- » All-time record vs. Delaware: 1-0
- » Last meeting: W, 85-47 (3/20/1992)
- » NCAA tournament record vs. Delaware: 1-0
- » Cronin record vs. Delaware: 0-0

SCOUTING MICHIGAN STATE

- » Overall Record: 26-8
- » Conference: 12-6
- » Conference Regular Season Finish: Third & No. 3 Seed
- » Conference Tournament Finish: First; Defeated Northwestern (67-51), Wisconsin (83-75) and Michigan (69-55)
- » Conference Awards: Gary Harris (First Team, All-Defensive Team), Adreian Payne (Second Team), Keith Appling (Honorable Mention), Denzel Valentine (Honorable Mention)
- » **Statistical Leaders**
- » Points: Gary Harris (17.1), Adreian Payne (15.8)
- » Rebounds: Branden Dawson (8.3), Adreian Payne (7.4)
- » Assists: Keith Appling (4.6), Denzel Valentine (3.9)
- » Three-point shooting: Travis Trice (44.0), Adreian Payne (42.0), Keith Appling (37.4)
- » **NCAA Statistical Leaders**
- » Assists Per Game: 6th, 17.2
- » Steals Per Game: Gary Harris, 49th, 1.93
- » **Series Notes**
- » All-time record vs. Michigan State: 4-9
- » Last meeting: W, 77-65 (3/22/1992)
- » NCAA tournament record vs. Michigan State: 1-0
- » Cronin record vs. Michigan State: 0-0:

CINCINNATI CLAIMS FIRST LEAGUE TITLE SINCE 2003-04 CAMPAIGN

- » Cincinnati claimed a share of the 2014 American Athletic Conference regular-season title with a 70-66 win at Rutgers on March 8 to finish 15-3 in the league. The Bearcats shared the conference crown with Louisville who also finished 15-3 after defeating UConn 81-48 in Louisville.
- » The conference title is UC's first since winning the 2004 Conference USA regular-season championship.
- » UC's league title marks Mick Cronin's second regular-season conference crown. He won the 2005-06 Ohio Valley Conference title in his last of three seasons at Murray State.
- » Cincinnati's 15 league wins are the second most in school history behind only a perfect 16-0 record in Conference USA during the 1999-2000 season.

- » The Bearcats finished with a 7-2 conference road record, achieving the most league road wins during the Mick Cronin coaching era (eighth season).
- » Cincinnati won its first 11 conference games before falling at SMU 76-55 on Feb. 8. UC's other two defeats were by a combined seven points.
- » The Bearcats were 4-1 against ranked league during conference play, defeating Memphis twice (ranked No. 18 & 20), winning at Louisville (ranked No. 12) and home against UConn (ranked No. 22). The only setback was a 58-57 home loss to Louisville (ranked No. 11).

KILPATRICK EARNS NUMEROUS ALL-AMERICA HONORS; NAMED ALL-AAC FIRST TEAM; JACKSON EARNS SECOND TEAM HONORS

- » Sean Kilpatrick has earned significant recognition recently for his outstanding senior campaign at Cincinnati.
- » The guard from Yonkers, N.Y., has been named All-America by several media outlets, including first-team accolades from USA Today, Sports Illustrated, Sporting News, Bleacher Report and NBCSports.com.
- » He also was named NABC District 25 First Team All-America.
- » He claimed second-team praise from the United States Basketball Writers Association and was an USBWA All-District V selection.
- » Kilpatrick was named a unanimous first team All-American Athletic Conference selection and senior forward Justin Jackson was tabbed second team all-conference by the league's coaches the conference announced on March 11.
- » It marks the first time since 1999 that UC has had players named first and second all-conference at the end of the regular season. That year Kenyon Martin and Pete Mickeal were tabbed first team All-Conference USA while Melvin Levett earned second team distinction.
- » Jackson was also named NABC District 25 Second Team All-America.
- » Kilpatrick ranks first in the league in scoring (20.7 points per game) and three-pointers made (2.7 per game) and is third in free-throw shooting percentage (.847).
- » Jackson ranks first in the conference in blocks (2.9), fifth in rebounds (7.2) and fifth in field-goal shooting percentage (.542).
- » Kilpatrick is UC's first unanimous first team all-conference selection since Steve Logan was tabbed Conference USA Player of the Year in 2002.
- » Kilpatrick has been named to an all-conference team every season of his college career, but this is his first time as a first team selection. He was tabbed second team All-BIG EAST in 2012 and 2013 and earned All-BIG EAST Rookie Team accolades in 2011.
- » Jackson's second team all-conference honor is the first league honor of his career.

KILPATRICK NAMED A FINALIST FOR WOODEN AWARD AND OSCAR ROBERTSON TROPHY; SEMIFINALIST FOR NAISMITH TROPHY

- » Senior guard Sean Kilpatrick was named a finalist for the Wooden Award on March 6 (one of 15 players). The winner will be announced on April 4.
- » He was tabbed a finalist for the Oscar Robertson Trophy on Feb. 27 by the United States Basketball Writers Association (one of 15 outstanding players). The winner will be announced on April 4.
- » Kilpatrick was also named a semifinalist for the Naismith Trophy (one of 10 players honored) on Feb. 28. From March 3-17, the voting academy will select four finalists from this group to be announced on March 23.

CRONIN EARNS AAC COACH OF THE YEAR HONORS; FINALIST FOR HENRY IBA AWARD

- » UC head coach Mick Cronin was named the 2014 American Athletic Conference Coach of the Year by his peers on March 12.
- » Despite being picked fourth in the conference and receiving only one vote in the preseason Associated Press poll, Cronin guided Cincinnati to a share of the American Athletic Conference title and a No. 13 national ranking.
- » The Bearcats have been ranked in the AP Top 25 each of the last nine weeks.
- » Cincinnati is 4-2 against ranked teams this season
- » The Bearcats won 15 consecutive games including their first 11 conference games and are enjoying their best season since the 2001-02 campaign (finished 31-4).
- » Cronin also was named a finalist for the Henry Iba National Coach of the Year Award by the United States Basketball Writers Association on March 6. The winner will be announced on March 24. The award winner will be formally presented his award at the Devon Energy College Basketball Awards on Monday, April 14 in Oklahoma City, Okla.
- » **OTHER NOTABLES:** With UC's win at Louisville on Jan. 30, head coach Mick Cronin moved into sole possession of second place for most wins at Cincinnati. Cronin now has 161 wins in eight seasons with the Bearcats. He moved past George Smith (154-56 from 1953-1960) for second. Bob Huggins (399-127 from 1990-2005) ranks first.
- » The Bearcats' 71-51 win against Rutgers (Jan. 11) marked the 150th win at Cincinnati for Cronin.
- » Cronin is only the second coach in UC history to post four consecutive 20-win seasons, joining Bob Huggins (11 from 1992-2002).
- » This season Cronin has wins over three former NBA coaches: Larry Brown (SMU/Denver/New Jersey/San Antonio/L.A. Clippers/Indiana/Philadelphia/Detroit/N.Y. Knicks/Charlotte), Eddie Jordan (Rutgers/Philadelphia/Washington/Sacramento) and Rick Pitino (Louisville/N.Y. Knicks). Brown and Pitino also are members of the Basketball Hall of Fame.

BEARCATS CONTINUE TO OWN HIGH NATIONAL RANKINGS

- » Cincinnati (27-6, 15-3 American) climbed back up the national rankings last week. The Bearcats were listed No. 13 in the Associated Press and No. 12 in the USA Today polls released on March 10.
- » The Bearcats have been ranked in the AP Top 15 in each of the last eight weeks - a Mick Cronin coaching era high. It marks the longest stretch since the 2003-04 squad was listed in the Top 15 for eight straight weeks.
- » UC was No. 15 last week, No. 11 on Feb. 14, No. 7 on Feb. 17, No. 10 on Feb. 10 and No. 7 on Feb. 3.
- » UC has been ranked in the top 25 of the AP poll each of the last 10 weeks.
- » The Bearcats have been ranked during 21 of the last 39 weeks (dating back to the 2012-13 preseason poll).
- » UC received only one vote in the preseason AP poll.
- » UC has been ranked in the AP poll at some point during each of the past four seasons and climbed as high as No. 8 last season. The Bearcats were ranked for 13 weeks in both the AP and USA Today polls a year ago - a Mick Cronin-era high.
- » UC has appeared in the AP poll 387 times in the poll's history, 12th most in the nation.

BEARCATS ARE ONE OF NATION'S BIGGEST SURPRISES

- » Cincinnati received only one vote in the preseason Associated Press poll but was ranked No. 13 last week. Following is a look at where some of the current AP Top 25 teams were listed in the preseason:

Team	Preseason rank	Current rank
San Diego State	None	No. 8
Iowa State	None	No. 16
Cincinnati	No. 46	No. 13
Villanova	No. 33	No. 3
Saint Louis	No. 44	No. 18

CINCINNATI TO WEAR ADIDAS MADE IN MARCH UNIFORMS IN POSTSEASON

- » The UC men's basketball team has been selected by adidas to wear specialized Made in March uniforms throughout its 2013-14 postseason run the footwear and apparel company announced jointly with UC on March 6.
- » The collection was created to provide the Bearcats with adidas' most advanced uniform system and basketball apparel technology so they can take on the challenges and intense play of March.
- » The uniforms feature a functional perforated print pattern along the leg of the stretch woven short to enhance breathability and ventilation. adidas' quick drying jersey technology found in current NBA uniforms along with ClimaCool zones on the chest, back and side, move heat and moisture away from the body to keep the jersey light and dry. The jersey sleeves include armhole insets with 360-degree stretch fabric that facilitate free range of motion for the arms and shoulders during shooting and dribbling.
- » Cincinnati will wear the new uniforms beginning at the American Athletic Conference Championships, March 12-15 at the FedEx Forum in Memphis, Tenn.
- » Made in March uniforms will be worn by UC along with Baylor, Indiana, Kansas, Louisville, Michigan, Notre Dame, Tennessee, UCLA and Wisconsin. The Bearcats will be one

of four programs to wear the jersey sleeves along with Baylor, Louisville and UCLA.

- » Since 2006, adidas has been the official outfitter for UC Athletics. This is the third consecutive year the Bearcats have worn specialized postseason adidas uniforms.

DEFENSE BY DESIGN

- » In NCAA statistics through March 13, UC ranked fifth in the nation allowing only 58.3 points per game.
- » The Bearcats also ranked in the Top 25 nationally in field goal percentage defense (18th at .393); total steals (19th at 253); turnover margin (20th at 3.1), total blocks (20th at 179); scoring margin (21st at 10.8); steals per game (23rd at 7.9).
- » UC ranked among the conference leaders in scoring defense (first at 58.3 points allowed); offensive rebounding percentage (first at .391); rebounding defense (second at 31.7); rebounding margin (second at +4.4); blocked shots (second at 5.5); turnover margin (second at +3.24) and steals (third at 7.9).
- » UC's 58.3 points allowed are the fewest by a Bearcats squad since the 1962-63 season (52.9) when UC finished as runners up in the NCAA tournament.
- » The Bearcats have held opponents below their season scoring average in 29 of 33 games this season, including 12 of 13 contests against 2014 NCAA tournament participants: Louisville (both games), UConn (all three games) Memphis (one of two games), NC Central, N.C. State, Nebraska, New Mexico, Pittsburgh and Xavier.
- » UC's opponent shot better than 32 percent from three-point range only six times in 18 conference games this season. Rutgers shot 33.3 percent on March 8. Memphis shot 33.3 percent on March 6. Temple shot 41.7 percent in both meetings (5 of 12 on Jan. 14 and 10 of 24 on Jan. 26) while Houston made 47.4 percent of its three-pointers on Jan. 7. SMU hit 42.9 percent from beyond the arc in the league opener on Jan. 1.
- » The Bearcats held Rutgers without a basket over the final 11:45 of the game in UC's 71-51 win on Jan. 11. The Scarlet Knights shot 23.1 percent (6 of 26) from the field during the second half.
- » UC held UConn without a field goal over the final 7:39 of the game on March 1 in Hartford, Conn., but the Huskies pulled out a 51-45 victory.
- » UC held its opponent under 50 points in back-to-back games (a 44-43 win vs. Pittsburgh on Dec. 17 and a 69-48 win over Middle Tennessee on Dec. 21) for the first time since a 54-41 win over Savannah State (Nov. 24, 2010) preceded a 63-34 victory over Dayton (Nov. 27, 2010).
- » UC allowed only 23 made field goals combined against Middle Tennessee (12) and Pittsburgh (11). It marked the lowest combined field goals by the opponent in back-to-back games during the Mick Cronin era. The previous low was 28 registered against Savannah State (16 on Nov. 24, 2010) and Dayton (12 on Nov. 27, 2010).
- » Pitt's 11 made field goals were the third fewest allowed to an opponent by UC during the Mick Cronin era. The Bearcats surrendered only 10 made field goals against NC A&T (Nov. 18, 2012) and West Virginia (Jan. 30, 2008).

HOLDING OPPONENTS UNDER 70 POINTS

- » Cincinnati has held its opponents under 70 points in 30 of 33 games this season. Earlier this season the Bearcats owned the nation's longest streak - holding foes under 70 points for 27 consecutive games until Jan. 26 when Temple managed 76 points in the Bearcats 80-76 win in Philadelphia. SMU also managed 76 points in its win in Dallas on Feb. 8. Memphis posted 84 points during UC's 97-84 win during the Bearcats' Senior Night on March 8.
- » It was the nation's longest active streak and the second longest such streak at UC since 1950. Only a 35-game stretch beginning with the 1962 NCAA tournament championship game win over Ohio State (71-59 on March 24, 1962) and ending with a win at Denver two seasons later (64-48 on Dec. 20, 1963) was longer.
- » UC has held the opponent under 70 points in 55 of the last 60 contests since a 78-70 win over Iowa State (Nov. 23) in Las Vegas last season.
- » UC has surrendered 80 or more points only five times since the start of the 2010-11 campaign (139 games).
- » The Bearcats have held an opponent under 50 points in 28 games during the Mick Cronin era (six times this year).

SENIOR CLASS CONTRIBUTIONS

- » Following are some of the Bearcats accomplishments over the past four seasons:
- » Has compiled the most successful four-year record of the Mick Cronin era (101-38).
- » Has registered four 20-win seasons and three 26-win campaigns.
- » Has participated in the NCAA tournament each season and advanced to the NCAA Sweet 16 in 2012.
- » Appeared in the 2012 BIG EAST Championship title game.
- » Has appeared in the AP Top 25 poll each of the past four seasons, climbing as high as No. 7 earlier this season.
- » Sean Kilpatrick redshirted his first season as a Bearcats and has been with the program for five seasons. Justin Jackson is finishing his fourth UC campaign. Titus Rubles and David Nyarsuk transferred into the program prior to last season. Walk-on Derek Cox joined the team prior to the start of the 2014 spring semester.
- » The senior threesome of Kilpatrick, Jackson and Rubles combined for 71 of UC's 97 points (73.2 percent) against No. 20 Memphis on Senior Night (March 6). The trio did not commit a turnover and was a combined 26-for-44 from the field (59.1 percent).

ANOTHER 26-WIN SEASON

- » UC recorded its 26th win of the season in the regular-season finale at Rutgers (70-66 on March 8). It marks the third time in the past four seasons the Bearcats have won at least 26 games in a season.
- » The 26 wins are the most during a regular season since 2002 (27 en route to a 31-4 campaign).
- » The last time UC registered 26 or more wins three times in four seasons came from 1999 through 2002.
- » UC has recorded 25 or more wins in 22 seasons all time.
- » The win at Louisville (Jan. 30) gave UC at least 20 wins in a season for the fourth consecutive year. The Bearcats were 26-9 in 2011; 26-11 in 2012 and 22-12 a year ago.
- » The last time the Bearcats won at least 20 games in four consecutive seasons was 1999-2002 under Bob Huggins.
- » UC has won 20 or more games in 32 seasons in its history.
- » UC reached 20 wins in only 22 games this season following a 69-66 win at No. 12 Louisville on Jan. 30. It was the

earliest UC recorded win No. 20 since the 2001-02 campaign. That squad started 20-1, claiming No. 20 against East Carolina 75-48 at home on Jan. 29.

BEARCAT TIP-INS

- » Cincinnati is one of six schools in this year's NCAA tournament to start the same five players in every game, joining UMass, Oklahoma, Providence, Stephen F. Austin and Wisconsin.
- » The Bearcats are 25-0 when scoring 60 or more points this season and 2-6 when scoring less than 60 points.
- » UC's 101 wins since the start of the 2010-11 season are the most during a four-year span during the eight-year Mick Cronin coaching era and the most since the Bearcats won 102 games from 2001-2004. The school record for most wins over four consecutive seasons is 112 (1999-2002).
- » The Bearcats are a combined 101-38 (.727) since the start of the 2010-11 campaign with three trips to the NCAA tournament and an appearance in the 2012 NCAA Sweet 16. UC was 26-9 in 2011, 26-11 in 2012 and 22-12 a year ago.
- » The Bearcats registered as many as 15 conference victories this season for only the second time in school history. The Bearcats were 16-0 in Conference USA in 1999-2000 en route to posting a 29-4 overall record. The Bearcats have won as many as 14 league games only four times in their history (14-2 in 1997-98 and 14-2 in 2001-02).
- » UC finished 9-0 in January for the first time since 1999-2000 (9-0) and registered as few as two losses during January and February combined (13-2) for the first time since 2001-02 (14-2).
- » Freshmen Troy Caupain, Kevin Johnson and Jermaine Lawrence combined for 18 of UC's 70 points (25.7 percent of the team's points) against Rutgers on March 8. It was the second-most combined points by the rookie trio during conference play behind only 20 points at Memphis on Jan. 4.
- » Sean Kilpatrick has led UC in scoring in each of the last 19 games and in 30 of 33 contests this season. He was the game's top scorer in 14 of 18 league games.
- » Five American Athletic Conference teams were ranked in the March 10 Associated Press poll - more than any other conference in the nation. The Atlantic Coast Conference and Big 10 Conference have four teams each. The American teams in the March 10 poll were No. 5 Louisville, No. 13 Cincinnati, No. 19 Memphis, No. 21 UConn and No. 25 SMU. It marks the third week this season with five conference teams in the AP Top 25.
- » The 2013-14 freshman class was ranked among the Top 25 in the nation by several recruiting services, including Rivals.com and Scout.com. The class was led by freshman forward Jermaine Lawrence who was tabbed a five-star prospect and among the Top 25 players overall according to four recruiting services.

SEASON HIGHLIGHTS

- » Won a share of the American Athletic Conference regular-season crown, marking the school's first conference title since 2003-04.
- » UC head coach Mick Cronin was named the American's Coach of the Year and senior forward Justin Jackson was tabbed the American's Defensive Player of the Year. Sean Kilpatrick received the American's Sportsmanship Award.
- » Sean Kilpatrick was named First Team All-America by

USA Today, Sports Illustrated, Sporting News, Bleacher Report and NBCSports.com. He was tabbed USBWA Second Team All-America and garnered NABC District 25 First Team All-America and USBWA All-District V honors.

- » Sean Kilpatrick was named a unanimous first team all-conference selection while Justin Jackson earned second-team all-conference accolades by the league's coaches. Kilpatrick is the first UC player selected first team all-conference since Deonta Vaughn in 2008 (BIG EAST). He is the first unanimous first team selection since Steve Logan won player of the year honors in 2002 (Conference USA). It is the first time since 1999 that UC players were named both first and second team all-conference.
- » Kilpatrick was named a finalist for the Wooden Award and Oscar Robertson Trophy and a semifinalist for the Naismith Trophy.
- » Cincinnati has registered 27 regular season wins, the most since 2002 (27 en route to a 31-4 campaign). The Bearcats have won at least 26 games in three of the past four seasons.
- » The Bearcats finished AAC play with a 15-3 record, the second-most conference wins in school history behind only the 1999-2000 squad that posted a perfect 16-0 record in Conference USA.
- » UC has recorded a 4-2 mark against Top 25 teams.
- » Cincinnati posted a 97-84 Senior Night win over No. 20 Memphis as the Bearcats starting seniors combined for 71 of the team's 97 points. Kilpatrick notched a season-high 34 points while Titus Rubles poured in a career-high 24 points and Justin Jackson added 13 points and nine rebounds.
- » Cincinnati finished 18-1 at Fifth Third Arena achieving the second-most victories in the 25-year old facility's history (19 in 1997-98).
- » Kilpatrick became only the second player in school history to eclipse 2,000 career points when he tallied a game-high 28 points against Louisville (Feb. 22).
- » Cronin moved into second place behind only Bob Huggins (399) for most wins at Cincinnati when the Bearcats claimed a 69-66 victory at Louisville on Jan. 30. He entered the conference tournament with 161 wins at UC. Cronin earned his 150th win at UC when the Bearcats defeated Rutgers 71-51 on Jan. 11.
- » Jackson became the first player in the nation to earn conference player of the week accolades for three consecutive weeks (Dec. 23, Dec. 30 and Jan. 6). During the stretch he averaged 15.3 points while shooting 61.9 percent from the field (39 of 63) to go with 9.7 rebounds, 4.3 blocks, 2.2 steals and 2.2 assists.
- » Titus Rubles put back a Kilpatrick miss with 4.2 seconds left that gave UC a 44-43 win over Pittsburgh in the Jimmy V Classic at Madison Square Garden on Dec. 17. The victory snapped a two-game losing streak and set the stage for a 15-game win streak from Dec. 17 through Feb. 6.
- » The Bearcats won 15 consecutive games during the season, including their first 11 conference games..

CINCINNATI TRADITION - BY THE NUMBERS

- » **2** National Titles (1961, 1962)
- » **6** Final Fours (1959-63, 1992)
- » **8** Elite Eights (Last: 1996)
- » **10** Sweet Sixteens (Last: 2012)
- » **28** NCAA Tournament Appearances
- » **18** NCAA Tournament Appearances since 1992
- » **10** NIT Appearances
- » **28** Conference Regular-Season Titles (Last: 2014)
- » **10** Conference Tournament Titles (Last: 2004 [C-USA])
- » **1,673** all-time wins (T-20th most in nation)
- » **30** All-Americans (Last: Sean Kilpatrick [2014])
- » **71** All-Conference Selections (Last: Sean Kilpatrick & Justin Jackson [2014])
- » **56** NBA Draft Picks (Last: Lance Stephenson [2010])
- » **49** members of 1,000-point club (T-8th most in nation)
- » **387** weeks ranked in AP Top 25 (12th most in nation)
- » **203** weeks ranked in AP Top 10
- » **45** weeks ranked No. 1
- » **2** Members of National Basketball Hall of Fame
Jack Tywman & Oscar Robertson
- » **2** Olympic Gold Medalists
Robertson (1960) & George Wilson (1964)

CRONIN PILING UP WINS

- » UC head coach Mick Cronin leads the nation in career Division I victories among college head coaches age 42 or younger. Cronin, who turned 42 in July, entered the season with a career record of 204-124 (.622). Prior to the 2013-14 season, Cronin ranked ahead of Marquette's Buzz Williams (136-71; turned 42 in September); Auburn's Tony Barbee (117-111; turned 42 in August) and Memphis' Josh Pastner (106-34; turned 36 in September).
- » Cronin entered the year ranked fifth in the nation among active coaches for most DI wins among coaches 45 or younger and 19th among coaches younger than 50.
- » His 204 career wins prior to turning 42 ranked ahead of some notable current and former coaches: Jim Calhoun (had amassed 200 wins at 42); Denny Crum (186); Eddie Sutton (176); John Wooden (128) and Roy Williams (103).

KILPATRICK LEADING THE WAY

- » A prolific scorer and outstanding team leader who possesses an unrivaled work ethic, senior guard Sean Kilpatrick has been an important component of the Cincinnati program since his arrival.
- » He has been a key aspect in the Bearcats return to the national stage, playing in every game during his career while helping Cincinnati to a 101-38 (.727) record and three consecutive trips to the NCAA tournament (including the 2012 NCAA Sweet 16) since the start of 2010-11.
- » After being named a unanimous first team All-American Athletic Conference selection prior to the start of the league tournament, Kilpatrick has now earned all-conference honors all four years of his college career. He was a three-time All-BIG EAST selection (2011 All-Rookie Team; 2012 & 2013 Second Team All-BIG EAST).
- » Kilpatrick has been named a finalist for the Wooden Award (one of 15 players); the Oscar Robertson Trophy (one of 15 players) and a semifinalist for the Naismith Trophy (one of 10 players).
- » Sean Kilpatrick was named First Team All-America by USA Today, Sports Illustrated, Sporting News, Bleacher Report and NBCSports.com. He was tabbed

- » USBWA Second Team All-America and garnered NABC District 25 First Team All-America and USBWA All-District V honors.
- » He was one of 12 players nationally to be selected by USA Basketball to compete in the 2013 World University Games in Kazan, Russia this summer.
- » On pace to graduate with a degree in criminal justice this spring, Kilpatrick has made it a point to give back to both the Cincinnati and White Plains, N.Y., community during his collegiate career. He has visited patients at the UC Children's Hospital multiple times to encourage and simply spend time with the sick. He has spoken with elementary school children in Cincinnati and White Plains, N.Y., about the importance of responsibility and staying in school. Kilpatrick also has assisted incoming freshmen move their belongings into campus dormitories as part of the UC's Helping Hands program.

KILPATRICK'S RANKINGS (NATION/LEAGUE)

- » In NCAA statistics through March 13, Sean Kilpatrick was sixth in career points (2,113) and seventh in career three-pointers made (308) among active players. For the 2013-14 season, Kilpatrick ranked 15th in the nation in scoring (669 points) and scoring average (20.9).
- » Heading into the NCAA tournament, he leads the American in scoring (20.7 points per game) and three-pointers made (2.7 per game) and is third in free-throw shooting (84.7 percent).

KILPATRICK'S CHASE ON THE UC CHARTS

- » Senior Sean Kilpatrick will close out his standout career at Cincinnati among the school's best in several categories.
- » Kilpatrick became only the second player in school history to eclipse 2,000 career points when he scored a game-high 28 points against Louisville on Feb. 22. The legendary Oscar Robertson holds the school record for career points with 2,973 from 1958-60.
- » Kilpatrick is just the third UC player to score at least 500 points in three consecutive seasons. He scored 577 points as a junior and 528 points as a sophomore. The only other Bearcats to accomplish the feat are Oscar Robertson (1,011 points in 1959-60; 984 points in 1957-58; and 978 points in 1958-59) and Danny Fortson (703 points in 1996-97; 664 points in 1995-96 and 514 points in 1994-95).
- » His 683 points this season rank seventh-most in a single season at UC. Only four players at UC have scored 700 points in a season.
- » Kilpatrick is the 13th player in UC history to score 600 or more points in a season and the first since Danny Fortson tallied 703 points during the 1996-97 campaign.
- » Kilpatrick's 310 career three-pointers are second most in school history (Deonta Vaughn made 313 from 2007-10).
- » Kilpatrick is tied with his former teammate Cashmere Wright (2010-13) for career games played (139). Kilpatrick owns the school record for consecutive games played, also 139. The previous record was held by Keith Gregor (131 consecutive games (1993-96).
- » Kilpatrick is 34 minutes played away from becoming the school's all-time leader in career minutes played. He enters the NCAA tournament with 4,277 career minutes, trailing only Deonta Vaughn's 4,310 career minutes (2007-10).
- » See chart on page 13 for a complete listing of Kilpatrick's rankings in several UC career statistical categories.

- » Kilpatrick has scored 20 or more points in 19 games this season, including season-high 34 points against Memphis on Senior Night (March 6).
- » He has been the Bearcats' top scorer in 30 of 33 games this season and in 72 games during his career.
- » He has scored in double figures in 65 of the last 69 games dating back to an 18-point effort against Florida State in the third round of the 2012 NCAA tournament.
- » He has scored 10 or more points 109 times at UC.

JACKSON ENJOYING PRODUCTIVE SENIOR SEASON; LEAGUE'S TOP DEFENDER

- » Senior forward Justin Jackson is enjoying his best season at UC and continues to turn heads over his increased production.
- » Jackson, who averaged 3.8 points, 5.1 rebounds and 1.4 blocks as a junior has increased his output this season, averaging 11.1 points, 7.2 rebounds and 2.9 blocks.
- » Jackson was named the American Athletic Conference Defensive Player of the Year prior to the league tournament.
- » The energetic and athletic Jackson is averaging career highs in minutes played (27.5), points (11.1), rebounds (7.2) and blocks (2.9). He is shooting his single-season best from the field at 54.2 percent (155 of 286). He leads UC in rebounding, blocks and steals (1.6).
- » His 95 blocks this season rank third on UC's single-season blocks chart.
- » He has recorded three or more blocks in 18 of 33 games this season.
- » Jackson has blocked a career-high seven shots in two games this season: at No. 18 Memphis (Jan. 4) and against UCF (Jan. 23).
- » He recorded at least one block in 16 of 18 league games and 30 of 33 games overall.
- » He grabbed a season-high five steals against SMU on Jan. 1.
- » Jackson registered at least one steal in 16 of 18 league games and 25 of 33 contests overall.
- » He has seven doubles-doubles on the season.
- » Always an active player, Jackson has hurdled into or over the courtside fan seating area or media press row tables on seven occasions this season. He also blew out a shoe in the Chicago State game and took time out to mop the floor during the Middle Tennessee contest.

JACKSON'S RANKINGS (NATION/LEAGUE)

- » Through March 13, Justin Jackson ranked 13th in the nation in total blocks (93) and 19th in blocks per game (2.91).
- » Jackson ranks among the American Athletic Conference leaders in blocks (first at 2.9), offensive rebounds (third at 3.2), field-goal shooting (fifth at 54.2 percent), rebounds (fifth at 7.2) and steals (sixth at 1.6).
- » He tied a career-high with seven blocks at No. 18 Memphis (Jan. 4) and against UCF (Jan. 23).
- » Jackson's 215 career blocks rank fourth in school history behind only Kenyon Martin (292 from 1997-2000), Eric Hicks (256 from 2003-06) and Jason Maxiell (252 from 2002-05).

JACKSON NAMED PLAYER OF WEEK THREE CONSECUTIVE TIMES

- » Jackson became the first player in the nation to earn conference player of the week distinction for three consecutive weeks when the American tabbed UC's forward with the award on Dec. 23, Dec. 30 and Jan. 6.
- » During the stretch Jackson averaged 15.3 points while shooting 61.9 percent from the field (39 of 63) to go with 9.7 rebounds, 4.3 blocks, 2.2 steals and 2.2 assists.
- » He claimed American Athletic Conference Player of Week honors initially on Dec. 23 after netting a game-high 12 points to go with nine rebounds against Pittsburgh (Dec. 17) and posted his third double-double of the season with 16 points and 12 rebounds against Middle Tennessee (Dec. 21).
- » He earned the award again the following week (Dec. 30) after matching a career high with 19 points on 9-of-14 shooting and pulled down a career-best 13 rebounds to with four blocks against Chicago State (Dec. 23) and registered 15 points, 10 rebounds, four blocks and two steals against Nebraska (Dec. 28).
- » Jackson claimed the award for a third consecutive time after averaging 15.0 points, 7.0 rebounds, 6.0 blocks, 3.0 steals, 2.5 assists and shot 57.9 percent from the field (11 of 19) in wins over SMU and Memphis. He scored a game-high 17 points, shooting 5 of 9 from the field and making a career-best seven free throws to go with six rebounds, five blocks and a career-best five steals in UC's 65-57 home win over SMU on Jan. 1. He then poured in 13 points on 6-of-10 shooting to go with eight rebounds and a career-high-tying seven blocks in UC's 69-53 win at No. 18 Memphis on Jan. 4.
- » He was named to the American Honor Roll on Nov. 25 after tallying 19 points, nine rebounds, five blocks and three steals against Campbell (Nov. 20).

RUBLES' VERSATILITY HELPING BEARCATS

- » Like Jackson, senior forward Titus Rubles is enjoying his best season as a Bearcat in 2013-14. He is averaging career highs in minutes played (28.9), points (7.3) and rebounds (6.7).
- » Rubles ranks among the American's leaders in rebounds (ninth at 6.7), offensive rebounds (10th at 2.5) and defensive rebounds (eighth at 4.3) this year.
- » Rubles ranks third on the team in both assists (65) and steals (44).
- » The Dallas, Texas native was fifth in the American in rebounding during league action (7.4 per game). He grabbed a career-high 14 rebounds against Louisville on Feb. 22 and pulled down a game-high 13 rebounds at UConn on March 1. He also pulled down 10 or more rebounds in three consecutive league games in mid-January and has claimed least six rebounds in 13 of UC's last 17 contests.
- » Rubles is averaging 8.6 points and a team-high 8.6 rebounds in the last five contests.
- » He is shooting 90.3 percent (28 of 31) from the free-throw line since the start of February. He made 22 consecutive free throws during an eight-game stretch before missing his first of two attempts against UConn in the American tournament semifinals.
- » Rubles poured in a career-high 24 points on 9-of-13 shooting and a 6-of-6 effort from the foul line to go with five rebounds against Memphis on UC's Senior Night (March 6).

- » Rubles' follow basket with 4.2 seconds left helped UC outlast Pittsburgh 44-43 in the Jimmy V Classic at Madison Square Garden in New York City on Dec. 17.
- » He registered his first double-double of the season against Temple (Jan. 14) with 13 points and 12 rebounds.
- » Rubles was named a team captain along with Sean Kilpatrick and Justin Jackson in mid-November.

CORPS OF ADDITIONAL CONTRIBUTORS

- » **Ge'Lawn Guyn** is continuing to grow into a solid starting point guard for the Bearcats. The junior has started every game for UC in his first season of consistent minutes after backing up former Bearcats floor leader Cashmere Wright the past two years.
- » Guyn averages 19.1 minutes a contest and serves the Bearcats as a solid perimeter defender and dependable ball handler. He ranked fourth on the team in steals (18) and averaged only one turnover a game during league action. He also made at least one three-pointer in 13 of 18 league games.
- » **Troy Caupain** comes off the bench to share time with Guyn at point guard. He owned a 2.04-to-1 assist to turnover ratio during conference play. For the season, he ranks second on the team in free-throw shooting (77.8 percent) and is third in three-point shooting (33.3 percent).
- » Caupain ranks second on the team with 73 assists this season. He handed out a career-high nine assists with only two turnovers in 24 minutes at Temple on Jan. 26. It marks the most assists by a Bearcat in a game this season. He dished out six assists with no turnovers at UCF on Feb. 19.
- » Starting sophomore forward **Shaquille Thomas** ranks fourth on the team in scoring (6.8) this season. He ranks second on the squad in field-goal shooting (44.7 percent). He made 7 of 13 shots (53.8 percent) in two games at the American Championship.
- » Reserve junior forward **Jermaine Sanders** has become a dependable contributor for the Bearcats over the last 23 games, averaging 6.5 points and 3.0 rebounds while shooting 45.9 percent from the field (51 of 111) and 40.6 percent from three-point range (28 of 69).
- » Sanders ranks 12th in the American in three-point shooting at 38.0 percent (35 of 92). He has made at least one three-pointer in 16 of the last 22 games.
- » Sanders registered his first career double-double with career highs for points (14) and rebounds (15) against Chicago State on Dec. 23.
- » He is averaging career-high numbers for minutes (21.5), points (5.9) and rebounds (3.1) this season.
- » Freshman reserve guard **Kevin Johnson** hasn't seen a lot of action playing behind all-American Sean Kilpatrick this season. A talented defender, he also has proven to be an outstanding free-throw shooter at 86.7 percent (26 of 30), hitting some clutch free throws in late-game situations this season.
- » Johnson has made five of his 14 three-pointers this season over the last three games. He hit a trey with 36 seconds left to secure the win over UCF in the American Championship quarterfinals on March 13.
- » Freshman reserve forward **Jermaine Lawrence** missed eight games during January and early February due to a toe injury suffered at Memphis on Jan. 4. He ranks third on the team with 16 blocks this season.

MEMORABLE SEASON AT FIFTH THIRD ARENA

- » UC earned 18 home wins this season, tying for the second most single-season wins at Fifth Third Arena.
- » The Bearcats won their first 17 home games this season before suffering a 58-57 setback to then-No. 11 Louisville on Feb. 22. It marked the most consecutive home wins to start a season in arena history.
- » The Louisville home loss snapped a 19-game home win streak overall dating back to the final two home games of last season.
- » UC recorded sellouts (capacity 13,176) in each of its final three home games of the season. It marked the first time UC has posted three consecutive sellouts since the 2004-05 campaign.
- » Cincinnati recorded its first sellout since the 2011-12 campaign against Houston (Feb. 15) with a capacity crowd of 13,176. It marked the first sellout since a 60-56 win over then-No. 17 Louisville on Feb. 23, 2012.
- » Cincinnati has averaged 11,172 during league play this season.

MOST WINS IN A SEASON AT FIFTH THIRD

Rk	Final Record	Year	Coach
1.	19-1	1997-98	Huggins
T2.	18-1	2013-14	Cronin
T2.	18-2	1993-94	Huggins
T4.	15-0	2001-02	Huggins
	15-2	2004-05	Huggins
	15-3	2010-11	Cronin
	15-5	2005-06	Kennedy

FIFTH THIRD ADVANTAGE

- » Fifth Third Arena, home of the Bearcats since the 1989-90 season, celebrated its 25th anniversary this season. UC's Dec. 3rd contest against USC Upstate marked the 400th game played in the facility.
- » UC is 339-73 (.823) all-time in the arena, including an 101-37 (.732) mark during the Mick Cronin coaching era.
- » The Bearcats finished the 2013-14 home slate 18-1 at home, tying for the second most single-season wins in the arena since UC was 18-2 in 1993-94. The arena record was set in 1997-98 (19-1).
- » The Bearcats won their first 17 home this season -- the best start in Fifth Third Arena history -- before dropping a 58-57 decision to then-No. 11 Louisville on Feb. 22. Including two wins from the end of last season, the Bearcats had won 19 consecutive games at Fifth Third Arena, the longest streak during the Mick Cronin era.
- » UC has won 50 of its last 54 nonconference regular-season home games with losses coming against New Mexico (12/27/12), Marshall (73-69 [OT] on 11/25/11), Presbyterian (56-54 on 11/19/11) and Xavier (76-66 on 12/13/08).
- » UC owns a 62-9 (.873) home record against nonconference foes during the Mick Cronin coaching era.

- SEASON NOTES -

AMERICAN ATHLETIC CONFERENCE HOOPS

- » The 2013-14 basketball campaign marks the inaugural season of the American Athletic Conference. The league consists of 10 teams including five members of the former BIG EAST Conference (Cincinnati, Connecticut, Louisville, Rutgers and USF), four former members of Conference USA (Houston, Memphis, SMU and UCF) and Temple from the Atlantic 10 Conference. The 2014-15 campaign sees the addition of East Carolina, Tulane and Tulsa while Louisville and Rutgers are scheduled to exit.

SUCCESS FOLLOWS BEARCATS

- » The American marks UC's sixth conference (also had independent status 1971-75) since the Bearcats joined the Missouri Valley Conference prior to the 1957-58 season.
- » **MISSOURI VALLEY (1958-1970)** - Seven league titles ... two national championships (1961, 1962) ... five straight final fours (1959-1963) ... eight 20-win seasons ... Connie Dierking (1958), Ralph Davis (1960), Bob Wiesenbahn (1961), Paul Hogue (1961, 1962), Tom Thacker (1963), Tony Yates (1963), Ron Bonham (1963, 1964) and George Wilson (1963) received All-American recognition with Wilson playing on the U.S. 1964 Olympic gold medal team.
- » **INDEPENDENT (1971-75)** - Reached the Sweet 16 (1975) ... one 20-win season ... Jim Ard (1970) and Lloyd Batts (1973) were honorable mention All-Americans.
- » **METRO CONFERENCE (1976-1991)** - Two league tournament championships ... three NIT appearances ... three 20-win seasons ... Steve Collier (1976), Gary Yoder (1977), Bob Miller (1978) and Pat Cummings (1979) earned All-American recognition.
- » **GREAT MIDWEST CONFERENCE (1992-95)** - Final Four appearance (1992) ... Elite Eight appearance (1993) ... four NCAA tournament appearances ... two league regular-season titles and four tournament titles ... four 20 win seasons ... Herb Jones (1992) and Nick Van Exel were honorable mention All-Americans.
- » **CONFERENCE USA (1996-2005)** - One Elite Eight (1996) appearance ... two NCAA Sweet 16 (1996, 2001) appearances ... 10 consecutive NCAA tournament appearances ... eight regular-season league titles and four league tournament titles ... nine seasons with 20 or more wins ... Danny Fortson, Ruben Patterson, Bobby Brannen, Melvin Levett, Logan, Martin and Pete Miceal were named of All-Americans.
- » **BIG EAST CONFERENCE (2006-2013)** - One NCAA Sweet 16 appearance ... three NCAA tournament appearances ... four 20 win seasons

FORMER BEARCATS ALL-AMERICAN CONNIE DIERKING DIES

- » Former UC all-American and 10-year NBA veteran Connie Dierking died on Dec. 29 at age 77.
- » Dierking averaged 12.7 points and 13.5 rebounds, helping the Bearcats to a 57-19 combined record during his three-year UC career (1956-58).
- » He was a co-captain on the 1957-58 squad that made the school's first NCAA tournament appearance. The center from Brooklyn, N.Y., averaged a double-double with 15.8 points and 14.9 rebounds during the 1957-58 campaign and, along with Oscar Robertson, helped guide the Bearcats to a 25-3 overall record and UC's first Missouri

Valley Conference championship. Dierking was named a second-team All-American by the Newspaper Enterprise Association and was a first-team All-MVC selection.

- » As a junior, Dierking led the Bearcats in scoring (18.5 points) and rebounding (18.8) while directing UC to the National Invitation Tournament and 15-9 overall record. He ranked 14th in the nation in rebounding as a junior. Dierking still ranks first at UC for most rebounds in a game, grabbing 33 against Loyola (La.) on Feb. 16, 1957.
- » The Syracuse Nationals selected Dierking as the fifth pick overall in the first round of the 1958 NBA Draft. He played 10 seasons overall in the NBA, averaging 10.0 points and 6.7 rebounds.

JAQUON PARKER JOINS STAFF

- » Former UC guard JaQuon Parker returned to the Bearcats basketball program as an undergraduate student assistant coach on Dec. 12.
- » Parker, who played for the Bearcats from 2010-13, signed with a professional basketball team in Finland in June and later played briefly in the NBA Developmental League.
- » Parker averaged 7.1 points and 3.9 rebounds during his four-year career with the Bearcats. As a senior, he averaged a career-best 10.9 points and shot 40.0 percent (40 of 100) from three-point range. He helped lead the Bearcats to 93 wins, three 20-win seasons, three NCAA tournament appearances (including the 2012 NCAA Sweet 16) and a BIG EAST Championship runner-up finish during his career.

JEREMIAH DAVIS III LEAVES UC; ENROLLS AT BALL STATE

- » Sophomore guard Jeremiah Davis III decided to leave the University of Cincinnati and the men's basketball program and return to his hometown of Muncie, Ind., it was announced on Dec. 12.
- » "Due to the extremely difficult situation that my family has endured with losing everything in a house fire, I've decided to go home," Davis said. It's important to be with my family at this time."
- » "Jeremiah informed me that he needs to be with his family at this time, which I totally understand," UC head coach Mick Cronin said. "I appreciate his efforts as a Bearcat. He was a hard-working player who was on track to graduate after three years. We wish him nothing but the best."
- » Davis had seen action in six games off the bench for the Bearcats, averaging 5.0 minutes this season. He sat out the 2012-13 campaign after four games due to a wrist injury and is currently seeking a medical hardship. As a freshman during the 2011-12 season, he played in 27 games, averaging 2.5 points and 0.9 rebounds in 7.9 minutes.
- » Ball State announced that Davis joined its program on Jan. 3. Though he will not be immediately eligible to play, Davis will be able to practice with the Cardinals during the spring semester.

TALENTED TRIO SIGNS WITH UC

- » Mick Cronin announced Nov. 13 the signing of three talented prospects - Quadri Moore (pronounced QUAD-dree), Gary Clark and Coreontae DeBerry (pronounced COREY-on-tay) - who have signed national letters of intent to attend UC and play basketball in 2014-15.
- » Moore, a 6-foot-8, 230-pound forward from Linden, N.J., averaged 14.6 points, 5.7 rebounds and 1.1 blocks while making 19 three-pointers as a junior at Linden High

BEARCATS RUNS

CINCINNATI RUNS OF 8-0 OR MORE (43)

- » 15-0 vs. NC Central (9:08-5:45 in 1st Half)
- » 9-0 vs. Appalachian State (19:45-15:45 in 1st Half)
- » 14-0 vs. Appalachian State (12:02-7:10 in 1st Half)
- » 11-0 vs. Campbell (16:05-11:38 in 1st Half)
- » 9-0 vs. Campbell (9:08-5:19 in 1st Half)
- » 9-0 vs. Campbell (9:41-7:24 in 2nd Half)
- » 8-0 vs. UMass Lowell (10:27-7:29 2nd Half)
- » 9-0 vs. Kennesaw St. (4:37-1:04 1st Half)
- » 9-0 vs. Kennesaw St. (0:46 1st Half - 17:51 2nd Half)
- » 8-0 vs. Kennesaw St. (16:27-13:37 2nd Half)
- » 10-0 vs. USC Upstate (20:00-17:58 1st Half)
- » 8-0 vs. USC Upstate (13:41-12:37 1st Half)
- » 9-0 vs. USC Upstate (3:12-1:12 1st Half)
- » 21-0 vs. USC Upstate (16:56-8:45 2nd Half)
- » 11-0 at New Mexico (2:43 1st Half - 18:51 2nd Half)
- » 8-0 at New Mexico (7:25-6:33 2nd Half)
- » 10-0 vs. Middle Tennessee (9:16-7:20 2nd Half)
- » 13-0 vs. Chicago State (5:12-0:25 1st Half)
- » 9-0 vs. SMU (18:34-14:49 1st Half)
- » 12-0 vs. SMU (6:15-2:52 1st Half)
- » 9-0 at Memphis (3:25-0:19 2nd Half)
- » 8-0 at Houston (7:53-3:19 2nd Half)
- » 9-0 vs. Rutgers (15:25-12:57 2nd Half)
- » 10-0 vs. Rutgers (7:38-3:04 2nd Half)
- » 11-0 vs. Temple (11:03-7:01 1st Half)
- » 12-0 vs. Temple (6:27-3:12 2nd Half)
- » 9-0 vs. UCF (12:16-9:07 1st Half)
- » 9-0 vs. UCF (16:38-14:45 2nd Half)
- » 8-0 at Temple (4:31-3:10 1st Half)
- » 8-0 at Louisville (19:02-16:41 1st Half)
- » 9-0 vs. USF (17:17-15:16 1st Half)
- » 8-0 vs. USF (6:13-3:01 2nd Half)
- » 8-0 at SMU (11:30-10:08 2nd Half)
- » 8-0 vs. Houston (3:49-1:53 2nd Half)
- » 16-0 at UCF (16:07-10:14 1st Half)
- » 11-0 vs. Louisville (5:04-1:40 2nd Half)
- » 10-0 at UConn (9:13-7:52 1st Half)
- » 8-0 at UConn (4:01-3:04 1st Half)
- » 14-0 vs. Memphis (16:40-12:35 1st Half)
- » 8-0 vs. Memphis (14:29-12:32 2nd Half)
- » 10-0 vs. Rutgers (10:36-8:07 1st Half)
- » 11-0 vs. UCF (14:12-11:42 1st Half)
- » 8-0 vs. UConn (4:01-1:46 1st Half)

OPPONENT RUNS OF 8-0 OR MORE (23)

- » 8-0 by USC Upstate (17:32-13:41 1st Half)
- » 8-0 by USC Upstate (9:48-6:43 1st Half)
- » 8-0 by Xavier (8:39-7:02 1st Half)
- » 11-0 by Xavier (5:46-3:30 1st Half)
- » 11-0 by Xavier (15:19-6:35 2nd Half)
- » 12-0 by SMU (11:44-8:22 1st Half)
- » 9-0 by Houston (18:04-15:44 2nd Half)
- » 8-0 by Temple (1:50-0:04 1st Half)
- » 10-0 by Temple (10:12-7:24 2nd Half)
- » 8-0 by USF (5:27-2:40 1st Half)
- » 8-0 by USF (17:41-15:34 2nd Half)
- » 10-0 by Temple (6:48-3:18 2nd Half)
- » 14-0 by Louisville (15:42-13:59 2nd Half)
- » 8-0 by USF (11:32-7:59 2nd Half)
- » 9-0 by SMU (10:25-6:16 1st Half)
- » 11-0 by SMU (9:54-8:13 2nd Half)
- » 13-0 by Louisville (12:08-4:41 1st Half)
- » 9-0 by Louisville (14:07-12:27 2nd Half)
- » 9-0 by UConn (7:30-4:48 1st Half)
- » 9-0 by UConn (19:31-17:29 2nd Half)
- » 9-0 by Rutgers (11:34-9:06 2nd Half)
- » 8-0 by UCF (10:19-8:45 2nd Half)
- » 9-0 by UConn (13:43-9:33 2nd Half)

School. Tabbed a four-star prospect by multiple recruiting websites, Moore is listed No. 28 among the top forwards in the nation by ESPN and ranked No. 103 overall nationally by Rivals.com.

- » Clark, a 6-foot-7, 215-pound forward from Clayton, N.C., averaged 24.0 points, 14.0 rebounds and 4.0 blocks while leading Clayton High School to the 4A Eastern Regional semifinals as a junior. He averaged nearly 32 points in the playoffs while earning Associate Press All-State accolades and Greater Neuse River 4A Conference Player of the Year honors. Clark is listed as a four-star prospect and one of the Top 80 players in the nation by ESPN while Rivals.com and 247Sports.com list him among the Top 150.
- » DeBerry, a 6-foot-10, 270-pound center from Holland, Mich., averaged 9.2 points and 4.4 rebounds in 12.7 minutes during the 2012-13 season at Mott College in Flint, Mich. He is playing the 2013-14 campaign at junior-college power Hutchinson Community College in Hutchinson, Kan. He averaged 16.1 points as a senior at Holland High School during 2011-12. DeBerry will have two seasons of eligibility at Cincinnati.

AMERICAN ATHLETIC CONFERENCE COACHES PICK BEARCATS FOURTH

- » UC was picked fourth in the American Athletic Conference preseason coaches' poll the league announced Oct. 16 at its inaugural men's basketball media day at FedExForum.
- » UC received 58 points to finish behind predicted league champion, Louisville (81 points), UConn (69) and Memphis (68). Temple was picked fifth with 40 points, followed by SMU (39), Houston (28), USF (27), UCF (24) and Rutgers (16) in the 10-team conference.

KILPATRICK A MEMBER OF USA BASKETBALL AT WORLD UNIVERSITY GAMES

- » Senior guard Sean Kilpatrick was one of 12 players in the nation selected to represent USA Basketball at the 2013 World University Games in Kazan, Russia this summer.
- » Kilpatrick averaged 7.5 points and 2.0 rebounds in eight games with USA Basketball helping the squad to an eighth-place finish.
- » He scored a team-high 18 points on 7-of-14 shooting with four three-pointers against the United Arab Emirates in 24 minutes in the tournament opener.
- » Kilpatrick became the fourth UC player to compete for the U.S. team at the World University Games, joining Eric Hicks (2005), Kenyon Martin (1999) and Pete Mickeal (1999).

NEWS FROM THE WEIGHT ROOM

- » The 2013-14 Bearcats squad has made great strides in the weight room since the end of last season according to director of strength and conditioning Mike Rehfeldt.
- » Senior center David Nyarsuk has increased his weight to 250 pounds, gaining 33 pounds since the end of last season. At 7-foot-1, Nyarsuk owns the longest wingspan (7-foot-1.5) and longest reach (9-foot-6) of any player on this year's team.
- » Sophomore Shaquille Thomas has added 15 pounds and is listed at 205 pounds entering the season. He has gained 30 pounds since arriving on campus in August 2011. Despite the added weight to his frame, Thomas has increased his maximum vertical by five inches since last season and owns the best vertical touch on the team at 12 feet, 5 inches.
- » Senior Justin Jackson has gained 15 pounds of muscle

since the end of the 2012-13 campaign while maintaining his body fat at 4.8 percent. He was recorded as bench pressing 185 pounds 18 times this summer, five more than the average forward at the NBA combine. His wingspan (7-foot) and reach (9-foot) are the second-longest on the team.

- » Senior Titus Rubles added 15 pounds to his frame since the end of last season. He tested as the most agile player on the team, finishing the team's lane agility in a team-best 10.32 seconds. His max vertical of 41 inches ranks among the best on the team.
- » Junior Ge'Lawn Guyn added 13 pounds during the offseason. He ranks first on the team for the highest maximum vertical (45.5 inches) and no-step vertical (38.5 inches).
- » Since arriving on campus this summer several freshmen have made strides as well in the weight room. Deshuan Morman (17 pounds), Kevin Johnson (15 pounds) and Jermaine Lawrence (10 pounds) all added weight.

KENYON MARTIN RETURNS

- » Former Bearcat great and current New York Knick Kenyon Martin returned to Cincinnati and the UC campus on Oct. 28 for his induction into the James P. Kelly Sr. Athletics Hall of Fame Class of 2013.
- » Martin, along with three other honorees, received the prestigious award at the Legion of Excellence Gala at the Kingsgate Marriott.
- » Martin (1997-2000) was the 2000 National Player of the Year, a consensus first team All-American and the No. 1 pick in the 2000 NBA Draft. He led UC to a No. 1 national ranking throughout the 2000 regular season. He suffered a broken leg in the Conference USA tournament that severely hampered UC's postseason aspirations and set the stage for an NCAA tournament second-round exit.
- » He is one of three former players to have a jersey hanging inside Fifth Third Arena. He still holds school records for career blocks (292) and career field goal percentage (.586) and ranks 25th on the all-time scoring list.

FORMER BEARCATS IN THE PROS

- » Three former Bearcats were listed on NBA rosters when the 2013-14 season started: Kenyon Martin (N.Y. Knicks), Jason Maxiell (Orlando) and Lance Stephenson (Indiana). Fourteen other former UC players are playing professional basketball overseas. A complete list follows.

BEARCATS CURRENTLY PLAYING PRO BASKETBALL

Name	Country	Team
Kenyon Martin	NBA	New York Knicks
Jason Maxiell	NBA	Orlando Magic
Lance Stephenson	NBA	Indiana Pacers
Rashad Bishop	Germany	Vechta
Yancy Gates	Israel	Hapoel Eilat
Eric Hicks	Tunisia	Club Africain
Adam Hrycaniuk	Poland	Stelmet ZG
Cheikh Mbodj	Greece	Ilysiakos
Anthony McClain	Czech Republic	JBC Mmcite Brno
Cedric McGowan	Argentina	Obras
Ibrahima Thomas	Iran	Azad
Steve Toyloy	Brazil	Sky Sao Paulo
Deonta Vaughn	Hungary	Atomeromu
James White	Italy	Grissen Bon Re.
Mike Williams	Argentina	La Union
John Williamson	Finland	Nilan Bisons
Cashmere Wright	Holland	Gasterra Flames

HIGHLIGHTS FROM LAST SEASON

- » Cincinnati made its third consecutive appearance in the NCAA Championship for the first time since 2003-05 behind strong team defense, a determined senior class and the talents of standout guard Sean Kilpatrick.
- » The Bearcats finished the 2012-13 season 22-12 overall and 9-9 in the BIG EAST Conference.
- » The senior class of Alex Eppensteiner, Cheikh Mbodj (joined team beginning with the 2011-12 season), JaQuon Parker and Cashmere Wright helped lead the Bearcats to 93 overall wins, 39 BIG EAST Conference wins, three 20-win seasons (2011-2013), three NCAA Championship appearances (2011-13), an NCAA Sweet 16 appearance (2012) and a BIG EAST Championship runner-up finish (2012) during the past four seasons.
- » Guard Cashmere Wright finished his career as the only player in school history to tally at least 1,300 points, 475 assists and 175 steals. He ended his UC tenure as the school's leader in games played (139), ranked third in assists (482) and 22nd in points (1,317).
- » Center Cheikh Mbodj ended the season ranked 16th in the nation in blocked shots (2.65 per game). His 90 blocks ranked fourth for most in a single season at UC.
- » Gritty JaQuon Parker led all BIG EAST guards, averaging 2.04 offensive rebounds and ranking 12th in the league among players at all positions. He enjoyed the best offensive season of his career in 2012-13, averaging 10.9 points and shooting 40.0 percent from three-point range.
- » Guard Sean Kilpatrick was named second team All-BIG EAST by the league's coaches on March 10. He received the same award in 2011-12 and was named to the BIG EAST All-Rookie as a freshman in 2010-11.
- » Kilpatrick finished fifth in the BIG EAST in scoring (17.0) and was fourth with 2.41 three-pointers each contest. His 577 points during the 2012-13 campaign were the most scored in a season during the Mick Cronin coaching era.
- » Kilpatrick was named to the John R. Wooden Award Midseason Top 25 list by the Los Angeles Athletic Club and also was selected as one of 30 candidates for the 2013 Naismith College Player of the Year award.

-GoBEARCATS.com-

2014 AMERICAN ATHLETIC CONFERENCE COACH OF THE YEAR

CINCINNATI HEAD COACH MICK CRONIN



THE MICK CRONIN FILE

Hometown: Cincinnati, Ohio

Alma Mater: University of Cincinnati '97

Family: daughter, Samantha (7)

Coaching Experience:

1998-2001 - Assistant Coach
Cincinnati

2002-2003 - Associate Head Coach
Louisville

2004-2006 - Head Coach
Murray State

2007-Pres. - Head Coach
Cincinnati

CRONIN COACHING NOTES

- Signed contract extension in April 2013 keeping him as the Bearcats head coach through the 2018 season.
- Owns an 101-38 record during last three-plus seasons with three consecutive trips to the NCAA tournament, including a 2012 Sweet 16 appearance.
- Has directed five teams to the NCAA tournament as a head coach. Has taken 12 teams as a head coach or assistant.
- Earned his 200th career coaching victory during the 2012-13 season.

In his eighth season at his alma mater, Mick Cronin has returned pride to the University of Cincinnati basketball program by restoring its winning tradition with three consecutive trips to the NCAA tournament and reclaiming its place as a national contender.

Though the process was anything but easy - with a roster that included only one returning letterman when he arrived at UC in March 2006 - Cronin's steadfast determination and loyalty for UC spearheaded what could be considered one of the nation's top rebuilding efforts.

Cincinnati was the only program from a major conference to improve its win total every season from 2007 to 2011, building from 11 wins in 2007 to 26 victories and a return to the NCAA tournament in 2011. A year later, the Bearcats won 26 games again while advancing to the school's first NCAA Sweet 16 appearance since 2001. UC made its third consecutive NCAA tournament appearance last season as attendance figures at UC's Fifth Third Arena climbed to their highest average of the Cronin coaching era and a Top-50 national ranking.

A trip to the NCAA tournament in 2014 would make Cronin only the second coach in school history to take the Bearcats to the Big Dance four consecutive times (Bob Huggins sent 14 UC teams from 1992-2005).

Last season he earned his 200th career victory and enters the 2013-14 campaign with a 204-124 overall record after 10 seasons. He owns a 135-100 mark after seven years at UC, ranking third in school history. Cronin and UC reinforced their commitment to one another in April 2013 when the head coach signed a contract extension through the 2018 season.

TRACK RECORD OF SUCCESS

Success seems to follow Cronin, who came to UC after serving three years as head coach at Murray State (2004-06). As mentor of the Racers, Cronin compiled a 69-24 overall record while earning a pair of NCAA tournament berths.

In his debut season as head coach, Cronin directed Murray State to a school-best 28-6 record, the Ohio Valley Conference tournament championship, and an NCAA tournament appearance. His 28 wins are the sixth most in NCAA history for a first-year head coach. He earned OVC Coach of the Year honors two seasons later, guiding Murray State to another OVC title, league tournament crown and NCAA tournament appearance with a 24-6 mark in 2005-06.

Prior to earning a head coaching position, Cronin built a sterling reputation for his ability to evaluate and recruit top talent. In his stint at UC as an assistant coach for Bob Huggins from 1997-2001, Cronin

recruited several top players, including NBA Draft selections Steve Logan (Golden State); DerMarr Johnson (Atlanta); Pete Mickeal (Dallas); Kenny Satterfield (Dallas); and Jason Maxiell (Detroit).

Following the 2000-01 season, Cronin became the associate head coach and recruiting coordinator at Louisville, under Rick Pitino. In his first year, Cronin helped attract a top-10 ranked recruiting class.

COMMUNITY INVOLVEMENT

Cronin's passion for success on the court also carries over to the Cincinnati community where he is committed to making a difference. He currently serves as a board member of the American Cancer Society's Coaches vs. Cancer of Southwest Ohio chapter.

He also assists with a major fundraising event - Soul of the City Soiree - for Our Daily Bread that has generated more than \$100,000 each of the past two years to assist the soup kitchen located in the Over-the-Rhine area of Cincinnati.

Cronin also annually speaks with the Young Executive Group of the Catholic Inner-City Schools Education (CISE) Fund. The group raises money from area corporations to help give children from low income urban settings the opportunity to attend Catholic schools.

PATH TO COACHING

Cronin has long held great pride in the Queen City, the University of Cincinnati and the sport of basketball. As a child growing up on the west side of town, he used to follow his father, Harold "Hep" Cronin -- a highly successful local high school coach with more than 400 career wins -- around the gyms of Cincinnati. A product of LaSalle High School, Cronin had his playing career end sooner than expected due to a knee injury in high school.

That didn't stop his desire to find his place in basketball. While completing his undergraduate degree at UC, Cronin served as assistant varsity coach and head junior varsity coach at Woodward High School. He helped develop six players who went on to play Division I college basketball, including former Bearcat Damon Flint, who ranks among the top 25 scorers in program history.

Cronin made the jump from high school to college coaching during the 1996-97 season joining Huggins as video coordinator for UC basketball. A year later, Cronin was elevated to an assistant coach for the Bearcats, setting the stage for his long tenure in college basketball.

Cronin resides in Cincinnati with his seven-year old daughter, Samantha.

COMMENTS ON CRONIN

"Mick has done an outstanding job in an extremely difficult situation. The odds were against him but he was persistent and got the Bearcats over the hump and into the NCAA tournament where they should be a regular at knocking on that door every March." - **Andy Katz, ESPN**

"Mick Cronin has taken Cincinnati from basketball purgatory to the level of perennial NCAA contender. When Mick first took the job, the Bearcats' roster was in worse condition than most mid-major programs. Since that point, Mick has built Cincinnati into a national program that's won 74 games in the last three seasons and advanced to three straight NCAA Tournaments. The job he's done at his alma mater is second to none, and he's far from finished." - **Jon Rothstein, College Basketball Insider, CBS Sports Network**

"Mick Cronin has done a tremendous job at Cincinnati. He took over a program that needed a new culture of winning, and he built a solid foundation in the nation's toughest basketball league. He's been disciplined, and has demanded the same from his players. Mick has instilled belief in his players and has worked incredibly hard to lead Cincinnati back to national prominence." - **Jay Bilas, ESPN**

"From starting with not much more than a few basketballs and an empty gym, and playing in a league that routinely produced No. 1 NCAA seeds and Final Four teams, Mick elevated the Bearcats to 26 victories and an NCAA Tournament berth within five seasons. And he did this with players who've lifted the program's academic rating and graduated from the university. It might be the most underrated coaching performance of the past two decades in college basketball. It's darned near a miracle." - **Mike DeCourcy, Sporting News**

"Mick Cronin has done a great rebuilding job at Cincinnati. I love the emotion and passion he brings to the sidelines. Bearcat fans have to be thrilled with what he has done. Stock up for Mick Cronin, baby!" - **Dick Vitale, ESPN**

THE CRONIN COACHING FILE

SEASON	SCHOOL (CONF.)	POSITION	RECORD/CONF.	POSTSEASON (RECORD)
1996-97	Cincinnati (C-USA)	Video Coordinator		
1997-98	Cincinnati (C-USA)	Assistant Coach	27-6/14-2	NCAA West Regional (1-1)
1998-99	Cincinnati (C-USA)	Assistant Coach	27-6/12-4	NCAA East Regional (1-1)
1999-00	Cincinnati (C-USA)	Assistant Coach	29-4/16-0	NCAA South Regional (1-1)
2000-01	Cincinnati (C-USA)	Assistant Coach	25-10/11-5	NCAA West Regional Semifinals (2-1)
2001-02	Louisville (C-USA)	Assoc. Head Coach	19-13/8-8	NIT (1-1)
2002-03	Louisville (C-USA)	Assoc. Head Coach	25-7/11-5	NCAA East Reg. (1-1)
2003-04	Murray State (OVC)	Head Coach	28-6/14-2	NCAA Atlanta Reg. (0-1)
2004-05	Murray State (OVC)	Head Coach	17-11/11-5	---
2005-06	Murray State (OVC)	Head Coach	24-7/17-3	NCAA Washington Reg. (0-1)
MURRAY STATE TOTALS		3 years	69-24/42-10	.742/.808
2006-07	Cincinnati (BIG EAST)	Head Coach	11-19/2-14	---
2007-08	Cincinnati (BIG EAST)	Head Coach	13-19/8-10	Col. Basketball Invit. (0-1)
2008-09	Cincinnati (BIG EAST)	Head Coach	18-14/8-10	---
2009-10	Cincinnati (BIG EAST)	Head Coach	19-16/7-11	NIT (1-1)
2010-11	Cincinnati (BIG EAST)	Head Coach	26-9/11-7	NCAA Third Round (1-1)
2011-12	Cincinnati (BIG EAST)	Head Coach	26-11/12-6	NCAA East Regional Semifinals (2-1)
2012-13	Cincinnati (BIG EAST)	Head Coach	22-12/9-9	NCAA Second Round (0-1)
2013-14	Cincinnati (American)	Head Coach	27-6/15-3	
CINCINNATI TOTALS		8 years	162-106/72-70	.605/.507
HEAD COACHING TOTALS		11 years	231-130/115-80	.640/.590

CRONIN'S RECORD AGAINST ALL OPPONENTS

School	W-L	Last Meeting	School	W-L	Last Meeting	School	W-L	Last Meeting
Alabama	1-0	2012-13	Jacksonville State	6-0	2011-12	Southeast Missouri State	5-2	2005-06
Alabama State	1-0	2011-12	Kennesaw State	1-0	2013-14	Southern Illinois	1-2	2005-06
Appalachian State	1-0	2013-14	Lipscomb	1-0	2009-10	Southern Miss	1-0	2003-04
Arkansas-Little Rock	1-0	2012-13	Louisville	5-7	2013-14	South Carolina Upstate	1-0	2007-08
Arkansas-Pine Bluff	2-0	2011-12	Marquette	3-4	2011-12	South Dakota	1-0	2008-09
Arkansas Tech	1-0	2004-05	Marshall	1-1	2012-13	St. Francis (Pa.)	1-0	2010-11
Austin Peay	4-1	2005-06	Maryland	1-0	2009-10	St. John's	5-6	2012-13
Belmont	0-1	2007-08	Maryland Eastern Shore	1-0	2012-13	St. Mary's (Calif.)	0-1	2004-05
Bowling Green	0-1	2007-08	Memphis	2-3	2013-14	Syracuse	2-6	2012-13
Bradley	0-1	2007-08	Miami (Ohio)	5-0	2011-12	Texas	1-0	2011-12
Cal-State Bakersfield	1-0	2009-10	Middle Tennessee	1-0	2013-14	TCU	1-0	2003-04
Cal-Davis	1-0	2004-05	Mississippi State	1-0	2008-09	Temple	3-0	2006-07
Campbell	2-0	2012-13	Mississippi Valley State	1-0	2012-13	Tennessee	0-1	2005-06
Campbellsville	1-0	2005-06	Missouri	1-1	2010-11	Tennessee State	5-1	2005-06
Central Michigan	1-0	2006-07	Morehead State	7-0	2005-06	Tennessee Tech	3-2	2005-07
Charleston Southern	1-0	2008-09	Mount St. Mary's	1-0	2010-11	Tennessee-Martin	9-0	2012-13
Chicago State	3-0	2011-12	Nebraska	1-0	2013-14	Texas A&M-Corpus Christi	1-1	2003-04
Cincinnati	0-1	2005-06	New Mexico	0-2	2012-13	Texas-San Antonio	2-0	2005-06
Coastal Carolina	2-0	2008-09	North Carolina	0-1	2005-06	Texas Southern	2-0	2009-10
Creighton	0-1	2012-13	North Carolina A&T	1-0	2012-13	Toledo	2-0	2010-11
Dayton	1-1	2010-11	North Carolina Central	1-0	2013-14	UAB	1-4	2009-10
Delaware State	2-0	2004-05	NC State	2-1	2013-14	UCF	3-0	2013-14
DePaul	6-3	2012-13	Northwestern State	1-0	2011-12	UConn	5-9	2012-13
Eastern Illinois	5-1	2005-06	Notre Dame	3-7	2012-13	UMass Lowell	1-0	2013-14
Eastern Kentucky	6-1	2008-09	Oakland	1-0	2006-07	UNLV	1-0	2008-09
Fairfield	1-0	2007-08	Ohio	0-1	2006-07	USC Upstate	2-0	2013-14
Florida A&M	1-0	2010-11	Ohio State	0-2	2011-12	USF	7-4	2013-14
Florida State	1-1	2011-12	Oklahoma	2-0	2011-12	Utah Valley	1-0	2010-11
Georgetown	6-6	2012-13	Oregon	1-0	2012-13	Vanderbilt	1-0	2009-10
Georgetown College	1-0	2003-04	Pittsburgh	4-8	2012-13	Villanova	4-4	2012-13
Georgia	1-0	2011-12	Prairie View A&M	1-0	2009-10	Wagner	1-0	2003-04
Georgia Southern	1-0	2010-11	Presbyterian	0-1	2011-12	Weber State	1-0	2009-10
Gonzaga	0-1	2009-10	Providence	4-5	2012-13	West Florida	1-0	2003-04
High Point	1-0	2006-07	Radford	1-0	2011-12	West Virginia	3-5	2011-12
Houston	2-0	2013-14	Rice	2-0	2005-06	Western Carolina	1-0	2007-08
Howard	1-0	2006-07	Rutgers	8-4	2012-13	Western Illinois	1-0	2008-09
Illinois	0-1	2003-04	Samford	2-3	2005-06	Western Kentucky	1-1	2004-05
Illinois-Chicago	1-0	2005-06	Savannah State	1-0	2010-11	Winthrop	1-0	2009-10
Illinois State	0-1	2007-08	Seton Hall	4-3	2012-13	Wofford	0-1	2006-07
Iowa State	1-0	2012-13	SIU-Edwardsville	2-0	2004-05	Wright State	3-0	2012-13
IPFW	1-0	2010-11	SMU	1-1	2013-14	Xavier	3-5	2013-14

CHARTING THE BEARCATS

CAREER SCORING

Rk	Name (Years)	Points
1.	Oscar Robertson (1958-60)	2,973
2.	Sean Kilpatrick (2011-present)	2,127
3.	Steve Logan (1999-2002)	1,985
4.	Deonta Vaughn (2007-10)	1,885
5.	Danny Fortson (1995-97)	1,881
6.	Roger McClendon (1985-88)	1,789
7.	Pat Cummings (1975-79)	1,762
8.	Ron Bonham (1962-64)	1,666
9.	Louis Banks (1988-91)	1,644
10.	Jack Twyman (1952-55)	1,598
11.	Lloyd Batts (1972-74)	1,585
12.	Darnell Burton (1994-97)	1,584
13.	Jason Maxiell (2002-05)	1,566
14.	Robert Miller (1975-78)	1,498
15.	Yancy Gates (2009-12)	1,485
16.	Dwight Jones (1980-83)	1,451
17.	Paul Hogue (1960-62)	1,391
18.	Bobby Austin (1979-82)	1,385
19.	Derrek Dickey (1971-73)	1,328
20.	Levertis Robinson (1988-91)	1,320
21.	Leonard Stokes (2000-03)	1,318
22.	Cashmere Wright (2010-2013)	1,317
23.	Damon Flint (1994-97)	1,316
24.	Dion Dixon (2009-12)	1,281
25.	Kenyon Martin (1997-2000)	1,279

CAREER 3-POINTERS MADE

Rk	Name (Years)	3FGS
1.	Deonta Vaughn (2006-10)	313
2.	Sean Kilpatrick (2011-present)	310
3.	Darnell Burton (1993-97)	306
4.	Field Williams (2001-04)	262
5.	LaZelle Durden (1993-95)	260
6.	Steve Logan (1998-2002)	258

CAREER GAMES PLAYED

Rk	Name (Years)	Games
1.	Cashmere Wright (2010-2013)	139
T1.	Sean Kilpatrick (2011-present)	139
3.	Dion Dixon (2009-12)	137
4.	Steve Logan (1999-2002)	135
T5.	Larry Davis (2008-11)	132
T5.	Yancy Gates (2009-12)	132
7.	Keith Gregor (1993-96)	131

CONSECUTIVE GAMES PLAYED

Rk	Name (Years)	Games
1.	Sean Kilpatrick (2011-present)	139
2.	Keith Gregor (1993-96)	131
3.	Jason Maxiell (2002-05)	129
4.	Dwight Jones (1980-1983)	112

CAREER MINUTES PLAYED

Rk	Name (Years)	Minutes
1.	Deonta Vaughn (2007-10)	4,310
2.	Sean Kilpatrick (2011-present)	4,272
3.	Dwight Jones (1980-83)	3,946
4.	Steve Logan (1999-2002)	3,902
5.	Cashmere Wright (2010-2013)	3,650
6.	Louis Banks (1988-91)	3,631

CAREER BLOCKS

Rk	Name (Years)	Blocks
1.	Kenyon Martin (1997-2000)	292
2.	Erick Hicks (2003-2006)	256
3.	Jason Maxiell (2002-2005)	252
4.	Justin Jackson (2011-Present)	215
5.	Donald Little (1999-2002)	153
6.	Rick Roberson (1967-69)	146

COACHING WINS AT CINCINNATI

Rk	Coach	Years	Seasons	Record
1.	Bob Huggins	15	1990-2005	399-127
2.	Mick Cronin	8	2007-Present	162-106
3.	George Smith	8	1953-1960	154-56
4.	Gale Catlett	6	1973-1978	126-44
5.	Tay Baker	7	1966-1972	125-60
6.	Ed Jucker	5	1961-1965	113-28

SINGLE-SEASON BLOCKS

Rk	Name (Season)	Blocks
1.	Eric Hicks (2005-06)	113
2.	Kenyon Martin (1999-2000)	107
3.	Justin Jackson (2013-14)	95
4.	Jason Maxiell (2004-05)	91
4.	Cheikh Mbodj (2012-13)	90
6.	Kenyon Martin (1997-98)	83
7.	Kenyon Martin (1998-99)	78

2013-14 BEARCATS HONORS

MICK CRONIN

- AAC Coach of the Year
- Henry Iba National Coach of the Year Finalist

SEAN KILPATRICK

- Wooden Award Finalist (one of 15 players)
- Oscar Robertson Trophy Finalist (one of 15 players)
- Naismith Trophy Semifinalist (one of 10 players)
- Unanimous First Team All-AAC selection
- AAC Sportsmanship Award
- USA Today First Team All-America
- USBWA Second Team All-America
- NABC District 25 First Team
- USBWA All-District V
- Sports Illustrated First Team All-America
- Sporting News First Team All-America
- Bleacher Report First Team All-America
- NBCSports.com First Team All-America
- American Athletic Conference Player of the Week (March 10)
- American Athletic Conference Player of the Week (Feb. 10)
- American Athletic Conference Player of the Week (Feb. 3)
- American Athletic Conference Honor Roll (Feb. 24)
- American Athletic Conference Honor Roll (Feb. 17)
- American Athletic Conference Honor Roll (Jan. 27)
- American Athletic Conference Honor Roll (Jan. 20)
- American Athletic Conference Honor Roll (Jan. 13)
- American Athletic Conference Honor Roll (Dec. 30)
- American Athletic Conference Honor Roll (Dec. 9)
- American Athletic Conference Honor Roll (Dec. 2)
- American Athletic Conference Honor Roll (Nov. 11)

JUSTIN JACKSON

- AAC Defensive Player of the Year
- Second Team NABC District 25 All-American
- Second Team American Athletic Conference selection
- American Athletic Conference Player of the Week (Jan. 6)
- American Athletic Conference Player of the Week (Dec. 30)
- American Athletic Conference Player of the Week (Dec. 23)
- American Athletic Conference Honor Roll (Nov. 25)

TITUS RUBLES

- American Athletic Conference Honor Roll (Nov. 18)

DEFENSIVE NUMBERS UNDER MICK CRONIN

Cincinnati's defensive statistics during the Mick Cronin Era (eight seasons; 2007-Present)

Year	UC Record	Opp FGM-FGA	Opp FG%	Opp 3FGM-3FGA	Opp 3FG%	Opp PPG	Games Allowed <70 Pts	Games Allowed <60 Pts	Games Allowed <50 Pts	Games Allowed <40% FG	Games Allowed <35% FG	Forced Turnovers	UC Blocks	UC Steals
2006-07	11-19	685-1539	.445	231-612	.377	67.7	14	8	2	8	4	451	58	230
2007-08	13-19	717-1669	.430	209-621	.337	67.8	18	7	2	8	3	380	73	169
2008-09	18-14	752-1802	.417	186-581	.320	66.3	19	10	3	13	7	406	103	183
2009-10	19-16	807-1954	.413	230-676	.340	66.5	23	12	1	13	5	423	107	199
2010-11	26-9	735-1790	.411	171-529	.323	(9th) 59.6	30	18	7	17	7	492	129	258
2011-12	26-11	849-2063	.412	207-641	.323	(40th) 61.5	29	15	4	16	7	518	(44th) 170	(43rd) 298
2012-13	22-12	716-1851	(14th) .387	171-562	(34th) .304	(22nd) 59.0	30	18	3	16	9	452	(7th) 208	240
2013-14	27-6	671-1701	(18th) .394	176-551	(47th) .319	(5th) 58.3	30	19	6	19	8	473	(20th) 182	(19th) 262

National ranking in parentheses; Current season on statistics through March 13.

Cronin-era bests in **boldface**

THE POLLS

ASSOCIATED PRESS
(March 10)

Rk.	Team (First Place Votes)
1	Florida (50)
2	Wichita State (15)
3	Villanova
4	Arizona
5	Louisville
6	Virginia
7	Duke
8	Michigan
8	San Diego State
10	Kansas
11	Syracuse
12	Wisconsin
13	Cincinnati
14	Creighton
15	North Carolina
16	Iowa State
17	Oklahoma
18	Saint Louis
19	Memphis
20	New Mexico
21	Connecticut
22	Michigan State
23	Virginia Commonwealth
24	Ohio State
25	Southern Methodist

OTHERS RECEIVING VOTES:

Gonzaga 82, Stephen F. Austin 56, Oregon 39, Texas 31, Harvard 27, Kentucky 19, Baylor 18, UCLA 14, Nebraska 8, Iowa 4, Tennessee 2, North Carolina Central 1, George Washington 1

USA TODAY COACHES POLL
(March 10)

Rk.	Team (First Place Votes)
1	Florida (25)
2	Wichita State (7)
3	Villanova
4	Arizona
5	Louisville
6	Duke
7	San Diego State
8	Virginia
9	Michigan
10	Kansas
11	Syracuse
12	Cincinnati
13	Wisconsin
14	Creighton
15	North Carolina
16	Iowa State
17	Saint Louis
18	Oklahoma
19	Memphis
20	New Mexico
21	Connecticut
22	Michigan State
23	Southern Methodist
24	Ohio State
25	Virginia Commonwealth

OTHERS RECEIVING VOTES:

Kentucky 43, Gonzaga 32, Texas 27, Oregon 21, Southern Miss 21, Stephen F. Austin 17, Baylor 15, Iowa 10, Harvard 8, Massachusetts 8, Nebraska 5, Pittsburgh 3, Louisiana Tech 3, Kansas State 1, George Washington 1, Oklahoma State 1

CINCINNATI'S WEEKLY RANKINGS

Associated Press	Week	USA Today
RV	Preseason	--
RV	Nov. 11	--
RV	Nov. 18	--
RV	Nov. 25	--
RV	Dec. 2	--
RV	Dec. 9	--
--	Dec. 16	--
--	Dec. 23	--
--	Dec. 30	--
RV	Jan. 6	RV
19	Jan. 13	23
15	Jan. 20	16
13	Jan. 27	15
7	Feb. 3	7
10	Feb. 10	11
7	Feb. 17	9
11	Feb. 24	12
15	March 3	15
13	March 10	12

2013-14 AMERICAN ATHLETIC CONFERENCE

2013-14 AMERICAN CONFERENCE STANDINGS
(FINAL)

Team	AAC	Pct.	Overall	Pct.
Cincinnati	15-3	.833	27-6	.818
Louisville	15-3	.833	29-5	.853
SMU	12-6	.667	23-9	.719
UConn	12-6	.667	26-8	.765
Memphis	12-6	.667	23-9	.719
Houston	8-10	.444	17-16	.515
Rutgers	5-13	.278	12-21	.364
Temple	4-14	.222	9-22	.290
UCF	4-14	.222	13-18	.419
USF	3-15	.167	12-20	.375

2014 American Athletic Conference Championship
March 12-15 | FedExForum | Memphis, Tenn.
Results

First Round

Rutgers 72, USF 68
UCF 94, Temple 90 (2OT)

Quarterfinals

Houston 68, SMU 64
Louisville 92, Rutgers 31
Cincinnati 61, UCF 58
UConn 72, Memphis 53

Semifinals

Louisville 94, Houston 65
UConn 58, Cincinnati 56

Finals

Louisville 71, UConn 61

CINCINNATI IN THE AMERICAN CONFERENCE
(Thru Conference Tournament)

CATEGORY	TEAM [*NATIONAL] LEAGUE RANK (STAT)
Scoring.....	9th (68.7)
Scoring Defense.....	[5th] 1st (58.3)
Scoring Margin.....	[21st] 2nd (+10.4)
Free Throw Pct.	2nd (.709)
Field Goal Pct.	9th (.427)
Field Goal Pct. Defense.....	[18th] 4th (.394)
3-Pt Field Goal Pct.	7th (.335)
3-Pt Field Goal Pct. Defense.....	4th (.319)
Rebounding Offense.....	5th (36.1)
Rebounding Defense.....	2nd (31.7)
Rebounding Margin.....	[42nd] 2nd (+4.4)
Blocked Shots.....	[20th] T-2nd (5.5)
Assists.....	6th (12.7)
Steals.....	[23rd] 3rd (7.9)
Turnover Margin.....	[20th] 2nd (+3.2)
Assist-to-Turnover Ratio.....	5th (1.1)
Offensive Rebounds.....	3rd (13.4)
Defensive Rebounds.....	10th (22.7)
3-Pt Field Goals Made.....	7th (5.8)

INDIVIDUAL

PLAYER	TEAM [*NATIONAL] LEAGUE RANK (STAT)
Scoring	
Sean Kilpatrick.....	[15th] 1st (20.7)
Justin Jackson.....	24th (11.2)

Rebounding

Justin Jackson.....	5th (7.2)
Titus Rubles.....	9th (6.7)

Field Goal Percentage

Justin Jackson.....	5th (.542)
---------------------	------------

Free Throw Pct.

Sean Kilpatrick.....	3rd (.847)
Titus Rubles.....	14th (.769)

Steals

Justin Jackson.....	T-6th (1.7)
Titus Rubles.....	14th (1.4)

3-PT FG Pct.

Jermaine Sanders.....	T-12th (.380)
-----------------------	---------------

3-PT FG Made

Sean Kilpatrick.....	[41st] 1st (2.7)
----------------------	------------------

Blocked Shots

Justin Jackson.....	[19th] 1st (2.9)
---------------------	------------------

Offensive Rebounds

Justin Jackson.....	[49th] 3rd (3.2)
Titus Rubles.....	10th (2.5)

Defensive Rebounds

Titus Rubles.....	8th (4.3)
Justin Jackson.....	12th (4.0)

Minutes Played

Sean Kilpatrick.....	6th (33.7)
----------------------	------------

*National rankings through games of March 13.

2013-14 CINCINNATI BASKETBALL • NCAA CHAMPIONSHIP SECOND & THIRD ROUNDS

CINCINNATI'S RECORD WHEN

	06-07	07-08	08-09	09-10	10-11	11-12	12-13	13-14	Cronin
Home games	10-8	10-7	13-5	13-5	15-3	14-4	13-5	18-1	105-38
Away games	0-9	3-11	4-7	2-9	7-4	7-5	5-5	7-3	35-53
Neutral site games	1-2	0-1	1-2	4-2	4-2	5-2	4-2	2-2	21-15
Conference games	2-14	8-10	8-10	7-11	11-7	12-6	9-9	15-3	72-70
vs. Top 25 teams	0-4	2-5	1-7	3-6	3-7	8-4	2-8	4-2	23-43
Overtime games	2-0	1-1	2-1	0-3	1-0	1-2	2-1	0-0	9-8
Lead at halftime	6-1	10-3	11-3	13-4	25-0	18-3	15-3	23-1	220-18
Trail at halftime	4-17	3-15	6-11	4-11	0-9	7-8	7-9	1-5	32-85
Tied at halftime	1-1	0-1	1-0	2-1	1-0	1-0	0-0	3-0	9-3
Lead with 10:00 remaining	10-1	9-1	14-1	13-3	26-0	18-4	19-1	23-1	186-12
Trail with 10:00 remaining	1-18	1-18	3-13	6-11	0-9	7-7	3-9	3-5	24-90
Tied with 10:00 remaining	0-0	3-0	1-0	0-2	0-0	1-0	0-2	1-0	6-4
Lead with 5:00 remaining	9-3	11-1	17-1	18-2	25-0	19-4	19-2	26-0	144-13
Trail with 5:00 remaining	0-16	2-17	1-13	0-13	0-9	5-7	2-9	1-6	11-90
Tied with 5:00 remaining	2-0	0-1	0-0	1-1	1-0	2-0	1-1	0-0	7-3
Lead with 2:00 remaining	10-2	11-1	16-0	18-2	25-1	23-2	19-2	25-1	148-11
Trail with 2:00 remaining	0-17	1-17	2-14	1-14	0-8	3-9	1-10	2-5	10-94
Tied with 2:00 remaining	1-0	1-1	0-0	0-0	1-0	0-0	2-0	0-0	5-1
Shoot better from the field	8-2	8-3	13-1	15-4	22-0	16-2	15-1	21-0	118-13
Shoot worse from the field	3-17	5-16	5-13	4-12	4-9	8-9	4-11	6-6	39-93
Shoot 50% or better	0-2	0-0	4-1	8-1	7-0	6-0	4-0	3-0	32-4
Shoot below 50%	11-17	13-19	14-13	11-15	16-8	20-11	18-12	24-6	127-101
Opp. shoots 50% or better	1-9	0-6	0-6	0-2	2-4	1-2	0-1	1-3	5-33
Opp. shoots below 50%	10-10	13-13	18-8	19-14	22-5	24-9	22-11	25-3	153-73
Opp. shoots below 40%	7-1	6-1	9-3	10-3	17-0	15-1	16-1	17-1	97-11
Make 7 or fewer 3-pointers	10-12	8-12	7-11	13-12	21-6	12-9	12-9	22-6	104-77
Make 8 or more 3-pointers	1-7	5-7	11-3	6-4	6-4	14-2	10-3	5-0	58-30
Shoot more FTs than opp.	7-3	6-3	12-1	11-2	22-2	16-4	16-3	20-2	110-20
Out-rebound the opponent	9-5	10-11	13-4	17-8	24-3	10-4	17-8	19-3	119-46
Opponent out-rebounds UC	2-14	3-7	2-9	2-8	2-5	13-6	3-4	8-2	35-55
Same number of rebounds	0-0	0-1	3-1	0-0	0-1	3-1	2-0	0-1	8-5
Commit fewer turnovers	7-11	4-5	9-3	7-6	16-6	22-5	14-4	16-3	95-43
Commit the same or more TOs	4-8	9-14	9-11	12-10	9-2	4-3	8-7	11-3	66-58
Commit 12 or fewer turnovers	7-9	4-7	5-4	5-5	10-5	17-7	8-8	20-3	76-48
Outscore opponents' bench	6-8	8-6	15-9	19-11	24-7	13-3	11-6	17-1	113-51
1-3 point games	1-4	5-5	2-0	4-5	2-1	5-4	2-3	4-2	35-24
4-5 point games	0-1	2-1	2-1	3-2	0-2	6-0	2-2	4-0	19-9
6-10 point games	5-2	2-6	5-6	4-4	7-2	5-3	7-4	2-2	37-29
11-19 point games	4-10	3-5	4-4	4-4	8-5	4-2	6-2	9-1	42-33
20-plus point games	1-2	1-2	5-3	4-1	9-1	7-1	5-1	8-1	40-12
Score 59 or fewer points	0-9	3-7	1-6	0-7	3-8	3-7	1-9	2-6	13-59
Score 60-69 points	6-7	8-7	4-6	9-4	9-1	7-4	9-3	11-0	62-32
Score 70 or more points	5-3	2-5	13-2	10-5	14-0	16-2	12-0	14-0	86-17
Hold opp. to 50 or fewer points	3-0	3-0	4-0	1-0	7-0	3-2	4-0	7-0	32-2
Hold opp. to 51-60 points	3-4	5-1	6-2	9-2	12-1	12-3	12-4	11-3	71-20
Hold opp. to 61-70 points	3-2	5-5	5-3	7-4	5-5	10-1	4-7	7-2	46-29
Opp. scores 70-plus points	2-13	0-13	3-9	2-10	2-3	1-5	2-1	2-1	14-55
November	5-1	4-2	5-1	4-1	5-0	4-2	6-0	6-0	39-7
December	4-3	1-5	5-2	5-2	9-0	6-1	7-1	5-2	42-16
January	1-7	5-4	4-4	5-4	4-4	5-4	4-3	9-0	37-30
February	1-7	3-3	4-3	2-5	4-3	6-2	2-5	4-2	26-30
March	0-1	0-5	0-4	3-4	4-2	5-2	2-3	3-2	17-23
Monday	0-0	1-0	3-2	2-2	2-0	2-1	2-2	1-0	13-7
Tuesday	0-2	1-1	1-2	4-2	3-0	2-0	4-0	6-0	21-7
Wednesday	4-5	4-5	4-1	7-3	9-1	7-0	3-1	2-0	40-16
Thursday	0-1	0-2	3-0	1-2	3-1	3-1	1-3	5-0	16-10
Friday	1-0	1-1	0-1	0-0	1-0	4-1	1-2	2-1	10-6
Saturday	5-7	6-5	6-5	5-3	8-4	5-7	10-2	8-5	52-44
Sunday	1-4	0-5	1-3	0-4	0-3	3-1	2-1	2-0	9-21

BEARCATS STARTING LINEUPS

Opponent	UC Starters
Carleton (EXH.)	Guyn, Kilpatrick, Thomas, Rubles, Jackson
Bellarmino (EXH.)	Guyn, Kilpatrick, Thomas, Rubles, Jackson
North Carolina Central	Guyn, Kilpatrick, Thomas, Rubles, Jackson
NC State	Guyn, Kilpatrick, Thomas, Rubles, Jackson
Appalachian State	Guyn, Kilpatrick, Thomas, Rubles, Jackson
Campbell	Guyn, Kilpatrick, Thomas, Rubles, Jackson
UMass Lowell	Guyn, Kilpatrick, Thomas, Rubles, Jackson
Kennesaw State	Guyn, Kilpatrick, Thomas, Rubles, Jackson
USC Upstate	Guyn, Kilpatrick, Thomas, Rubles, Jackson
at New Mexico	Guyn, Kilpatrick, Thomas, Rubles, Jackson
vs. Xavier	Guyn, Kilpatrick, Thomas, Rubles, Jackson
vs. Pittsburgh	Guyn, Kilpatrick, Thomas, Rubles, Jackson
Middle Tennessee	Guyn, Kilpatrick, Thomas, Rubles, Jackson
Chicago State	Guyn, Kilpatrick, Thomas, Rubles, Jackson
Nebraska	Guyn, Kilpatrick, Thomas, Rubles, Jackson
SMU	Guyn, Kilpatrick, Thomas, Rubles, Jackson
at Memphis	Guyn, Kilpatrick, Thomas, Rubles, Jackson
at Houston	Guyn, Kilpatrick, Thomas, Rubles, Jackson
Rutgers	Guyn, Kilpatrick, Thomas, Rubles, Jackson
Temple	Guyn, Kilpatrick, Thomas, Rubles, Jackson
at USF	Guyn, Kilpatrick, Thomas, Rubles, Jackson
UCF	Guyn, Kilpatrick, Thomas, Rubles, Jackson
at Temple	Guyn, Kilpatrick, Thomas, Rubles, Jackson
at Louisville	Guyn, Kilpatrick, Thomas, Rubles, Jackson
USF	Guyn, Kilpatrick, Thomas, Rubles, Jackson
UConn	Guyn, Kilpatrick, Thomas, Rubles, Jackson
at SMU	Guyn, Kilpatrick, Thomas, Rubles, Jackson
Houston	Guyn, Kilpatrick, Thomas, Rubles, Jackson
at UCF	Guyn, Kilpatrick, Thomas, Rubles, Jackson
Louisville	Guyn, Kilpatrick, Thomas, Rubles, Jackson
at UConn	Guyn, Kilpatrick, Thomas, Rubles, Jackson
Memphis	Guyn, Kilpatrick, Thomas, Rubles, Jackson
at Rutgers	Guyn, Kilpatrick, Thomas, Rubles, Jackson

RECORD BY STARTING LINEUPS

UC Starters	Record
Guyn, Kilpatrick, Thomas, Rubles, Jackson	27-6

SPECIALITY STATISTICS

Opponent	Result	In Paint	Off TO	2nd Chance	Fast Break	Bench
North Carolina Central		28	10	13	13	13
at Cincinnati	W, 74-61	26	18	19	4	23
NC State		22	15	13	4	14
at Cincinnati	W, 68-57	36	6	16	2	13
Appalachian State		30	12	11	12	20
at Cincinnati	W, 77-49	48	12	21	2	32
Campbell		20	10	8	10	8
at Cincinnati	W, 81-62	58	32	16	14	15
UMass Lowell		24	10	5	14	12
at Cincinnati	W, 79-49	46	31	14	12	24
Kennesaw State		28	8	11	2	34
at Cincinnati	W, 96-67	54	23	23	15	31
USC Upstate		30	12	16	12	12
at Cincinnati	W, 86-50	16	33	9	6	32
at New Mexico		34	15	10	7	10
Cincinnati	L, 54-63	24	19	11	4	21
vs. Xavier		18	14	6	6	23
Cincinnati	L, 47-64	10	15	4	6	13
vs. Pittsburgh		16	4	7	2	5
Cincinnati	W, 44-43	30	9	16	2	12
Middle Tennessee		12	18	13	4	23
at Cincinnati	W, 69-47	28	26	11	12	19
Chicago State		22	12	0	12	10
at Cincinnati	W, 102-62	42	17	29	12	38
Nebraska		14	6	9	7	8
at Cincinnati	W, 74-59	34	14	21	13	31
SMU		28	10	11	6	33
at Cincinnati	W, 65-57	26	16	11	6	17
at Memphis		34	20	10	16	20
Cincinnati	W, 69-57	34	17	14	8	23
at Houston		20	10	7	6	23
Cincinnati	W, 61-60	24	18	13	8	23
Rutgers		30	13	9	14	10
at Cincinnati	W, 71-51	26	13	6	9	29
Temple		28	13	14	4	3
at Cincinnati	W, 69-58	24	15	10	12	12
at USF		26	12	9	8	22
Cincinnati	W, 61-54	22	15	6	2	11
UCF		28	10	7	8	17
at Cincinnati	W, 59-51	32	22	11	4	18
at Temple		20	18	14	3	9
Cincinnati	W, 80-76	34	8	4	13	23
at Louisville		34	26	13	6	6
Cincinnati	W, 69-66	30	13	11	8	5
USF		28	11	2	6	20
Cincinnati	W, 50-45	18	17	9	4	2
UConn		20	9	4	2	4
at Cincinnati	W, 63-58	34	10	4	12	7
at SMU		34	24	10	11	35
at Cincinnati	L, 55-76	18	20	9	4	8
Houston		32	10	9	7	18
at Cincinnati	W, 73-62	36	17	18	12	5
at UCF		18	6	13	5	19
Cincinnati	W, 77-49	34	21	14	9	25
Louisville		34	14	6	8	15
at Cincinnati	L, 57-58	14	7	10	0	14
at UConn		16	20	2	8	10
Cincinnati	L, 45-51	14	4	8	5	6
Memphis		36	5	11	8	21
at Cincinnati	W, 97-84	42	20	11	14	18
at Rutgers		30	14	11	9	14
Cincinnati	W, 70-66	30	9	7	8	25
vs. UCF		30	16	7	2	9
Cincinnati	W, 61-58	30	15	2	12	14
vs. UConn		14	7	6	5	5
Cincinnati	L, 56-58	32	17	8	6	16
Cincinnati Totals		906	569	396	263	608
Average		27.5	17.23	12.0	8.0	18.4
Opponents Totals		808	410	289	241	533
Average		25.5	12.4	8.8	7.3	16.2

OVERTIME RECORDS

UC's Overall Record	52-51
1 OT Games	43-43
2 OT Games	8-6
3 OT Games	0-1
4 OT Games	0-1
7 OT Games	1-0

RECORDS IN OVERTIME GAMES

Home	25-17	.595
Schmidlapp Gym	3-4	.429
Schmidt Fieldhouse	0-1	.000
Music Hall	0-1	.000
Armory Fieldhouse	5-4	.556
Cincinnati Gardens	3-2	.600
U.S. Bank Arena	3-1	.750
Fifth Third Arena	12-4	.750
Away	16-27	.372
Neutral	10-7	.588

Current Streak: Won- 1

Longest Winning Streak: 5 (Tay Baker - 1966-67)

Longest Losing Streak: 4 (Bob Ruess, 1943 - John Weithe, 1950)

- On Dec. 21, 1981 Cincinnati and Bradley played an NCAA-record 7-overtime game which UC won, 75-73.
- Cincinnati has been involved in two of the five NCAA tournament championship games to go into overtime. The Bearcats defeated Ohio State, 70-65, in 1961 but lost to Loyola (Ill.), 60-58, in 1963.
- In 1966-67, Cincinnati played six overtime games, winning five.

UC COACHES IN OVERTIME GAMES

Coach (Years)	No.	Record	Pct.
Bob Huggins (1989-2005)	25	14-11	.560
Mick Cronin (2006-pres.)	17	9-8	.529
Tay Baker (1965-72)	9	7-2	.778
Ed Jucker (1960-65)	9	4-5	.444
Ed Badger (1978-83)	8	3-5	.375
Tony Yates (1983-89)	7	2-5	.286
John Wiethe (1946-52)	5	1-4	.200
George Smith (1952-60)	4	3-1	.750
Gale Catlett (1972-78)	4	2-2	.500
Frank Rice (1928-32)	4	1-3	.250
Boyd Chambers (1918-28)	3	3-0	1.000
Clark Ballard (1939-42)	2	2-0	1.000
Andy Kennedy (2005-06)	2	1-1	.250
Tay Brown (1933-37)	2	0-2	.000
John Halliday (1932-33)	1	0-1	.000
Bob Ruess (1942-44)	1	0-1	.000
Walter Van Winkle (1937-39)	0	—	—
Ray Farnham (1944-46)	0	—	—

OVERTIME GAMES IN MICK CRONIN ERA

1/20/07	W	UC 96, West Virginia 83	1	SC
2/28/07	W	UC 70, Seton Hall 67	1	SC
2/9/08	W	UC 72, Rutgers 68	1	SC
3/2/08	L	Providence 81, UC 79	1	A
12/20/08	W	UC 85, Eastern Kentucky 77	1	SC
2/7/09	W	UC 64, Georgetown 62	1	SC
3/7/09	L	Seton Hall 67, UC 63	1	SC
11/25/09	L	Gonzaga 61, UC 59	1	N
12/13/09	L	Xavier 83, UC 79	2	A
2/21/10	L	Marquette 79, UC 76	1	SC
2/19/11	W	UC 93, Providence 81	1	A
11/25/11	L	Marshall 73, UC 69	1	SC
1/21/12	L	West Virginia 77, UC 74	1	A
3/8/12	W	UC 72, Georgetown 70	2	N
1/19/13	W	UC 71, Marquette 69	1	SC
2/21/13	L	UConn 73, UC 66	1	A
3/9/13	W	UC 61, USF 53	1	SC

THE LAST TIME...

TEAM

100 Points by a Team

By UC	102 vs. Chicago State, 12/23/13
By Opponent	105 by UCLA (20T), 3/17/02

90-99 Points by a Team

By UC	97 vs. No. 20 Memphis, 3/6/14
By Opponent	95 at Marquette, 2/11/12

30-plus Point Win

By UC	40 (102-62) vs. Chicago State, 12/23/13
By Opponent	38 (89-51) vs. Notre Dame, 3/10/11

60 Percent Shooting by a Team

By UC	.632 vs. Campbell, 11/20/13
By Opponent	.674 vs. Pittsburgh, 2/14/09

50 Percent Shooting by a Team

By UC	.533 vs. No. 20 Memphis, 3/6/14
By Opponent	.533 vs. Houston, 2/15/14

Cincinnati Played a Ranked Opponent

UC Win	97-84 vs. No. 20/20 Memphis, 3/6/14
UC Loss	58-56 vs. No. 21/21 UConn, 3/14/14

Overtime Game

UC Win	61-53 vs. South Florida, 3/09/13
UC Loss	73-66 at Connecticut, 2/21/13

Double Overtime Game

UC Win	72-70 (20T) vs. Georgetown, 3/8/12
UC Loss	83-79 (20T) at Xavier, 12/13/09

Triple Overtime Game

UC Win	75-73 (70T*) vs. Bradley, 12/21/81
UC Loss	89-85 (40T) vs. Memphis, 1/31/81

* - NCAA record.

INDIVIDUAL

40 Points by a Player

By UC	41, Steve Logan vs. Southern Mississippi, 2/15/02
By Opponent	41, Dell Curry, Virginia Tech, 1985-86

30 Points by a Player

By UC	34, Sean Kilpatrick vs. No. 20 Memphis, 3/6/14
By Opponent	33, Dalton Pepper, at Temple, 1/26/14

20 Rebounds by a Player

By UC	20, Cedric McGowan vs. DePaul, 1/4/06
By Opponent	four times

15 Rebounds by a Player

By UC	16, Mike Williams, 12/20/08
By Opponent	15, Greg Monroe, vs. Georgetown, 3/6/10

Two Players with 20 or More Points in Same Game

By UC	Sean Kilpatrick(34), Titus Rubles (24) vs. No. 20 Memphis, 3/6/14
By Opponent	Elijah Pittman (20), D.D. Scarver (20) vs. Marshall, 12/15/10

Three Players with 10 or More Reb. in Same Game

By UC	Justin Jackson (13), Jermaine Sanders (13) & Sean Kilpatrick (10) vs. Chicago State, 12/23/13
-------	--

Two Players with 10 or More Reb. in Same Game

By UC	Titus Rubles (11) and Justin Jackson (11) at Rutgers, 3/8/14
By Opponent	Jamarr Sanders (11) and Elijah Millsap (15) at UAB, 12/16/09

10 Assists by a Player

By UC	10, Cashmere Wright, vs. Marshall, 11/25/11
By Opponent	10, Chris Howard, at USF, 2/14/09

Five Steals by a Player

By UC	5, Titus Rubles at SMU, 2/8/14
By Opponent	5, Greg Monroe, Georgetown, 2/7/09

Five Blocked Shots by a Player

By UC	7, Justin Jackson, vs. UCF, 1/23/14
By Opponent	5, Hamady Ndiaye, vs. Rutgers, 3/9/10

Double-Double by a UC Player

UC Win	Justin Jackson (10 pts., 11 rebs.) at Rutgers, 3/8/14
UC Loss	JaQuon Parker (12 pts., 10 rebs.) at Providence, 2/6/13

Double-Doubles by Two UC Players

By UC	Justin Jackson (15 pts., 10 rebs.) & Titus Rubles (13 pts, 12 rebs) vs. Temple, 1/14/14 vs. Chicago State, 12/23/13
-------	--

Double-Doubles by Three UC Players

By UC	Sean Kilpatrick (21 pts, 10 rebs), Justin Jackson (16 pts., 12 rebs.) & Jermaine Sanders (13 pts, 14 rebs) vs. Chicago State, 12/23/13
-------	--

Triple-Double by a UC Player

By UC	Eric Hicks (22 pts., 12 rebs., 10 blks.) vs. Marquette, 1/7/06
-------	---

UC Player Led Team in Points, Reb., Assists

By UC	Sean Kilpatrick (26 pts., 12 rebs., 6 asst.) vs. SMU, 1/1/13
-------	---

A Player Won a Game in the Final Seconds

By UC	Titus Rubles putback with 4 seconds left UC defeats Pittsburgh 44-43, 12/17/13
By Opponent	Russ Smith jumper with 2.2 seconds left No. 11/5 Louisville defeats UC 58-57, 2/22/14

Four Players Scored in Double Figures

By UC	Sean Kilpatrick (16), Troy Caupain (14), Shaquille Thomas (11) & Justin Jackson (11) vs. Rutgers, 1/11/14
-------	---

Five Players Scored in Double Figures

By UC	Titus Rubles (13), Troy Caupain (13), Sean Kilpatrick (12), Shaquille Thomas (10) & Jermaine Sanders (10) vs. Appalachian State, 11/16/13
-------	---

Six Players Scored in Double Figures

By UC	Sean Kilpatrick (21), Cashmere Wright (14), Dion Dixon (11), Jeremiah Davis (11), Justin Jackson (11), Ge'Lawn Guyn (11) vs. Chicago State, 12/23/11
-------	---

Seven Players Scored in Double Figures

By UC	Sean Kilpatrick (21), Justin Jackson (19), Jermaine Sanders (14), Shaquille Thomas (14), Ge'Lawn Guyn (10), Troy Caupain (10) & Kevin Johnson (10) vs. Chicago State, 12/23/13
-------	---

CRONIN ERA BESTS

Most Points Scored

102 (W, 102-60)	vs. Miss. Valley St.	11/13/12
102 (W, 102-62)	vs. Chicago State	12/23/13
101 (W, 101-53)	vs. Ark.-Pine Bluff	12/21/11
101 (W, 101-70)	vs. Radford	12/17/11

Most Points Scored (Half)

59 (W, 97-84)	vs. No. 20 Memphis	(2nd) 3/6/14
59 (W, 102-60)	vs. Miss. Valley St.	(2nd) 11/13/12
56 (W, 93-83)	vs. Notre Dame	(2nd) 2/4/09
56 (W, 92-72)	vs. Utah Valley	(1st) 12/11/10

Highest FG Percentage

.632 (36-57)	vs. Campbell	11/20/13
.628 (27-43)	vs. St. John's	2/11/09
.603 (38-63)	vs. Radford	12/17/11

Highest 3-Pt. Percentage

.600 (6-10)	vs. St. John's	2/11/09
.583 (7-12)	at Georgetown	1/27/07
.583 (14-24)	vs. Central Michigan	11/25/06

Most Rebounds

69	vs. Chicago State	12/23/13
56	vs. North Carolina A&T	11/18/12
55	vs. Maryland Eastern Shore	12/8/12

Most Assists

27	vs. Toledo	11/18/09
25	vs. Chicago State	12/23/13
24	vs. Maryland Eastern Shore	12/8/12
24	vs. Georgia Southern	12/14/10
24	vs. North Carolina A&T	11/18/12

Most Blocked Shots

12	vs. Marquette	1/19/13
12	at DePaul	1/15/13
12	vs. North Carolina A&T	11/18/12
10	vs. Memphis	1/4/14
10	vs. Chicago State	12/23/13
10	vs. Wright State	12/22/12
10	vs. UT Martin	11/11/12
10	vs. Chicago State	12/23/11
10	vs. Alabama State	11/13/11
10	vs. Western Illinois	11/22/08

Most Steals

23	vs. Ark.-Little Rock	12/6/12
16	vs. Ark.-Pine Bluff	12/21/11
15	vs. Ark.-Pine Bluff	12/22/09
15	vs. North Carolina A&T	11/18/12

Most Forced Turnovers

32	vs. Ark.-Little Rock	12/6/12
32	vs. North Carolina State	12/23/06
29	vs. Ark.-Pine Bluff	12/21/11

Fewest Points Allowed

34	vs. Dayton	11/27/10
39	vs. Howard	11/10/06
	at West Virginia	1/30/08
	vs. North Carolina A&T	11/18/12

Fewest Points Allowed (Half)

13	vs. Marquette	1/19/13
14	vs. Alabama State	(1st) 11/13/11

Lowest FG Percentage Allowed

.152 (10-66)	vs. North Carolina A&T	11/18/12
.200 (12-60)	vs. Dayton	11/27/10
.200 (10-50)	at West Virginia	1/30/08

Lowest 3-Pt. FG Percentage Allowed


.000 (0-10)	at No. 24/22 Pittsburgh	12/31/12
.000 (0-4)	vs. Texas Southern	11/18/08
.045 (1-22)	at West Virginia	1/30/08
.063 (1-16)	vs. Providence	3/13/13
.091 (1-11)	vs. USF	2/2/14

Biggest Win


54 (93-39)	vs. North Carolina A&T	11/18/12
49 (101-53)	vs. Ark.-Pine Bluff	12/21/11
45 (99-54)	vs. Georgia Southern	12/14/10
42 (102-62)	vs. Miss. Valley St.	11/13/12




0 **DEREK COX**
G » 6-3 » 186 » R-SR.
MASON, OHIO




1 **DESHAUN MORMAN**
G » 6-3 » 190 » FR.
RICHMOND, VA.




2 **TITUS RUBLES**
F » 6-7 » 220 » SR.
DALLAS, TEXAS




3 **SHAQUILLE THOMAS**
F » 6-7 » 205 » R-SO.
PATERSON, N.J.




5 **JUSTIN JACKSON**
F » 6-8 » 230 » SR.
COCOA BEACH, FLA.




10 **TROY CAUPAIN**
G » 6-3 » 200 » FR.
MIDLOTHIAN, VA.




11 **JERMAINE LAWRENCE**
F » 6-9 » 205 » FR.
SPRINGFIELD GARDENS, N.Y.




14 **GE'LAWN GUYN**
G » 6-2 » 185 » JR.
LEXINGTON, KY.



15 **JERMAINE SANDERS**
F » 6-5 » 210 » JR.
FAR ROCKAWAY, N.J.




23 **SEAN KILPATRICK**
G » 6-4 » 210 » R-SR.
YONKERS, N.Y.




25 **KEVIN JOHNSON**
G » 6-2 » 180 » FR.
CINCINNATI, OHIO



32 **JAMAREE STRICKLAND**
C » 6-10 » 270 » FR.
OAKLAND, CALIF.



33 **DAVID NYARSUK**
C » 7-1 » 250 » SR.
JUBA, SOUTH SUDAN



45 **ZACK TOBLER**
F » 6-5 » 215 » FR.
FORT MITCHELL, KY.



MICK CRONIN
HEAD COACH



LARRY DAVIS
ASSOCIATE HEAD COACH



DARREN SAVINO
ASSISTANT COACH



ANTWON JACKSON
ASSISTANT COACH

CINCINNATI PLAYER SEASON & CAREER HIGHS

#0 - DEREK COX

2013-14 Season		Career
0	Pts	0
1 vs. Middle Tennessee, 12/21/13	FG Atts	1 vs. Middle Tennessee, 12/21/13
0	FG Made	0
0	3PT-FG Atts	0
0	3PT-FG Made	0
1 vs. Middle Tennessee, 12/21/13	Rebs	1 vs. Middle Tennessee, 12/21/13
0	Assts	0
0	Stls	0
0	Blks	0
1 vs. Middle Tennessee, 12/21/13	Mins	1 vs. Middle Tennessee, 12/21/13

#2 - TITUS RUBLES

2013-14 Season		Career
24 vs. Memphis, 3/6/14	Pts	24 vs. Memphis, 3/6/14
13 vs. Memphis, 3/6/14	FG Atts	14 vs. Alabama, 12/1/12
9 vs. Memphis, 3/6/14	FG Made	9 vs. Memphis, 3/6/14
1, 3x (last at UCF, 2/19/14)	3PT-FG Atts	6 vs. St. John's, 1/5/13
0	3PT-FG Made	3 vs. St. John's, 1/5/13
14 vs. Louisville, 2/22/14	Rebs	14 vs. Louisville, 2/22/14
5, 3x (last at USF, 1/18/14)	Assts	5, 6x (last at USF, 1/18/14)
5 at SMU 2/8/14	Stls	5 at SMU 2/8/14
4 vs. UCF, 3/13/14	Blks	4 vs. UCF, 3/13/14
38 at UConn, 3/1/14	Mins	38 at UConn, 3/1/14

#3 - SHAQUILLE THOMAS

2013-14 Season		Career
15 at Temple, 1/26/14	Pts	15 at Temple, 1/26/14
10 vs. Houston, 2/15/14	FG Atts	10 vs. Houston, 2/15/14
7at Temple, 1/26/14	FG Made	7 at Temple, 1/26/14
3 vs. Xavier, 12/14/13	3PT-FG Atts	3 vs. Xavier, 12/14/13
2 vs. Xavier, 12/14/13	3PT-FG Made	2 vs. Xavier, 12/14/13
7 vs. App State, 11/16/13	Rebs	8 vs. Providence, 3/13/13
5, 2x (last vs. UCF, 1/23/14)	Assts	5, 2x (last vs. UCF, 1/23/14)
3, 2x (last at Memphis, 1/4/14)	Stls	3 USC Upstate, 12/2/13
1, 10x (last vs. UConn, 3/14/14)	Blks	1, 16x (last vs. UConn, 3/14/14)
35 vs. Xavier (12/14/13)	Mins	35 vs. Xavier (12/14/13)

#5 - JUSTIN JACKSON

2013-14 Season		Career
19, 2x (last vs. Chicago State, 12/23/13)	Pts	19, 2x (last vs. Chicago State, 12/23/13)
14, 2x (last vs. Nebraska, 12/28/13)	FG Atts	14, 2x (last vs. Nebraska, 12/28/13)
9, 2x (last vs. Chicago State, 12/23/13)	FG Made	9, 2x (last vs. Chicago State, 12/23/13)
0	3PT-FG Atts	3 vs. Wright State, 12/22/12
0	3PT-FG Made	1, 2x (last vs. UMES, 12/8/12)
13 vs. Chicago State, 12/23/13	Rebs	13 vs. Chicago State, 12/23/13
4 at Houston, 1/7/14	Assts	4, 6x (last at Houston, 1/7/14)
5 vs. SMU, 1/1/14	Stls	5 vs. SMU, 1/1/14
7, 2x (last vs. UCF, 1/23/14)	Blks	7, 3x (last vs. UCF, 1/23/14)
40 vs. UConn, 3/14/14	Mins	40 vs. UConn, 3/14/14

#10 - TROY CAUPAIN

2013-14 Season		Career
15 vs. USC Upstate, 12/2/13	Pts	15 vs. USC Upstate, 12/2/13
8, 2x (last vs. Xavier, 12/14/13)	FG Atts	8, 2x (last vs. Xavier, 12/14/13)
5, 2x (last vs. Rutgers 1/11/14)	FG Made	5, 2x (last vs. Rutgers 1/11/14)
5 vs. USC Upstate, 12/2/13	3PT-FG Atts	5 vs. USC Upstate, 12/2/13
3 vs. USC Upstate, 12/2/13	3PT-FG Made	3 vs. USC Upstate, 12/2/13
6 at USF, 1/18/14	Rebs	6 at USF, 1/18/14
9 at Temple, 1/26/14	Assts	9 at Temple, 1/26/14
3 at Memphis, 1/4/14	Stls	3 at Memphis, 1/4/14
1, 2x (last vs. UCF, 3/13/14)	Blks	1, 2x (last vs. UCF, 3/13/14)
26 vs. App State, 11/16/13	Mins	26 vs. App State, 11/16/13

#11 - JERMAINE LAWRENCE

2013-14 Season		Career
9 vs. Kennesaw State, 11/29/13	Pts	9 vs. Kennesaw State, 11/29/13
8 vs. Kennesaw State, 11/29/13	FG Atts	8 vs. Kennesaw State, 11/29/13
4, 2x (last vs. Kennesaw State, 11/29/13)	FG Made	4, 2x (last vs. Kennesaw State, 11/29/13)
0	3PT-FG Atts	0
0	3PT-FG Made	0
8 vs. NC State, 11/12/13	Rebs	8 vs. NC State, 11/12/13
3 vs. Chicago State, 12/23/13	Assts	3 vs. Chicago State, 12/23/13
2, 2x (last vs. UMass Lowell, 11/26/13)	Stls	2, 2x (last vs. UMass Lowell, 11/26/13)
2, 4x (last vs. Louisville, 2/22/14)	Blks	2, 4x (last vs. Louisville, 2/22/14)
23 vs. Kennesaw State, 11/29/13	Mins	23 vs. Kennesaw State, 11/29/13

#14 - GE'LAWN GUYN

2013-14 Season		Career
15 vs. USC Upstate, 12/2/13	Pts	15 vs. USC Upstate, 12/2/13
10 vs. Chicago State, 12/23/13	FG Atts	10 vs. Chicago State, 12/23/13
4, 2x (last vs. Chicago State, 12/23/13)	FG Made	4, 2x (last vs. Chicago State, 12/23/13)
7 at Houston, 1/7/14	3PT-FG Atts	7 at Houston, 1/7/14
3 vs. USC Upstate, 12/2/13	3PT-FG Made	3 vs. USC Upstate, 12/2/13
5 vs. UConn, 2/6/14	Rebs	5 vs. UConn, 2/6/14
4 vs. UConn, 2/6/14	Assts	7 vs. Chicago State, 12/23/11
3 vs. UCF, 1/23/14	Stls	3, 2x (last vs. UCF, 1/23/14)
1, 6x (last vs. Memphis, 3/6/14)	Blks	2 vs. UT Martin, 11/11/12
28 vs. UConn, 2/6/14	Mins	30 vs. Marquette, 1/19/13

#15 - JERMAINE SANDERS

2013-14 Season		Career
14 vs. Chicago State, 12/23/13	Pts	14 vs. Chicago State, 12/23/13
10 vs. Chicago State, 12/23/13	FG Atts	10 vs. Chicago State, 12/23/13
5 vs. Chicago State, 12/23/13	FG Made	5 vs. Chicago State, 12/23/13
6, 2x (last vs. Chicago State, 12/23/13)	3PT-FG Atts	6, 2x (last vs. Chicago State, 12/23/13)
3, 4x (last vs. UConn 3/14/14)	3PT-FG Made	3, 4x (last vs. UConn 3/14/14)
13 vs. Chicago State, 12/23/13	Rebs	13 vs. Chicago State, 12/23/13
3, 2x (last vs. Memphis, 3/6/14)	Assts	3, 4x (last vs. Memphis, 3/6/14)
3 vs. Kennesaw State, 11/29/13	Stls	3 vs. Kennesaw State, 11/29/13
2 at USF, 1/18/14	Blks	2 at USF, 1/18/14
31, 2x (last at Houston, 1/7/14)	Mins	31, 2x (last at Houston, 1/7/14)

#23 - SEAN KILPATRICK

2013-14 Season		Career
34 vs. Memphis, 3/6/14	Pts	36 vs. Marquette, 1/19/13
26 vs. Louisville, 2/22/14	FG Atts	27 vs. Xavier, 12/19/12
11 vs. Memphis, 3/6/14	FG Made	11, 2x (last vs. Memphis, 3/6/14)
14 vs. Louisville, 2/22/14	3PT-FG Atts	15, 3x (last at Seton Hall, 2/2/13)
6, 3x (last at UCF, 2/19/14)	3PT-FG Made	8 vs. N.C. A&T, 11/18/12
12 vs. UConn, 2/6/14	Rebs	12 vs. UConn, 2/6/14
7 vs. USC Upstate, 12/2/13	Assts	7 vs. USC Upstate, 12/2/13
4 vs. UConn, 3/14/14	Stls	6 vs. Arkansas-Pine Bluff, 12/21/11
1 at Temple, 1/26/14	Blks	2, 2x (last at Pittsburgh, 12/31/12)
40, 3x (last vs. UConn, 3/14/14)	Mins	45 vs. Marshall, 11/25/11

#25 - KEVIN JOHNSON

2013-14 Season		Career
11 vs. Nebraska, 12/28/13	Pts	11 vs. Nebraska, 12/28/13
10 vs. Chicago State, 12/23/13	FG Atts	10 vs. Chicago State, 12/23/13
4, 2x (last vs. Nebraska, 12/28/13)	FG Made	4, 2x (last vs. Nebraska, 12/28/13)
6 vs. Chicago State, 12/23/13	3PT-FG Atts	6 vs. Chicago State, 12/23/13
2, 2x (last vs. UCF, 3/13/14)	3PT-FG Made	2, 2x (last vs. UCF, 3/13/14)
4 vs. Nebraska, 12/28/13	Rebs	4 vs. Nebraska, 12/28/13
3, 2x (last at UCF, 2/19/14)	Assts	3, 2x (last at UCF, 2/19/14)
2 vs. UCF, 3/13/14	Stls	2 vs. UCF, 3/13/14
1, 4x (last vs. Memphis, 3/6/14)	Blks	1, 4x (last vs. Memphis, 3/6/14)
22 vs. Xavier, 12/14/13	Mins	22 vs. Xavier, 12/14/13

#33 - DAVID NYARSUK

2013-14 Season		Career
5 at UCF, 2/19/14	Pts	12 vs. Arkansas Little-Rock, 12/6/12
4 at Temple, 1/26/14	FG Atts	6, 3x (last vs. Arkansas Little-Rock, 12/6/12)
2, 4x (last at UCF, 2/19/14)	FG Made	5 vs. Arkansas-Little Rock, 12/6/12
0	3PT-FG Atts	0
0	3PT-FG Made	0
4, 2x (last vs. Chicago State, 12/23/13)	Rebs	6, 4x (last vs. UConn, 3/2/13)
2 vs. Kennesaw State, 11/29/13	Assts	2, 2x (last vs. Kennesaw State, 11/29/13)
1, 2x (last at UCF, 2/19/14)	Stls	1, 4x (last at UCF, 2/19/14)
3 at Houston, 1/7/14	Blks	5 vs. N.C. A&T, 11/18/12
20 at Temple, 1/26/14	Mins	24 vs. UT Martin, 11/11/12

#45 - ZACK TOBLER

2013-14 Season		Career
0	Pts	0
1, 4x (last vs. Chicago State, 12/23/13)	FG Atts	1, 4x (last vs. Chicago State, 12/23/13)
0	FG Made	0
1, 2x (last vs. Chicago State, 12/23/13)	3PT-FG Atts	1, 2x (last vs. Chicago State, 12/23/13)
0	3PT-FG Made	0
1, 2x (last vs. Middle Tennessee, 12/21/13)	Rebs	1, 2x (last vs. Middle Tennessee, 12/21/13)
0	Assts	0
0	Stls	0
0	Blks	0
4 vs. USC Upstate, 12/2/13	Mins	4 vs. USC Upstate, 12/2/13



DEREK COX

R-SR.-HS. • G • 6-3 • 186

MASON, OHIO

MASON HIGH SCHOOL

0

2013-14 Season (R-Senior): Saw action in win over UCF(1/23) ... Made his debut on the court against Middle Tennessee (12/21), grabbing a rebound ... Joined the team as a walk-on last week but will continue to practice with the football team through the Belk Bowl (Dec. 28).

Sports at Cincinnati: Basketball is the third sport he has participated in at UC ... currently in his final year of athletic eligibility ... redshirted his freshman season as a preferred walk-on with the baseball team (2010) and appeared in two games out of the bullpen as a freshman (2011), totaling two innings pitched, 3 hits, 3 earned runs, 3 walks and one strikeout ... did not play baseball but went through spring football in 2012 ... served on the practice squad on the football team in 2012 and during the current season with the Bearcats ... named 2012 BIG EAST Conference All-Academic Team.

Prior to Cincinnati: Played the second half of an injury-shortened senior season (2008-09) in basketball at Mason High School, averaging nine points and five rebounds ... helped team to sectional championship and district runner-up finish while averaging 15 points in playoff action as a senior ... lettered in football, basketball and baseball as a junior and senior ... played safety on the football team ... Named to East-West baseball game in 2009.

Personal: Derek Towson Cox ... born Jan. 17, 1991 in Cincinnati, Ohio ... son of Adrienne and Terry Cox ... has one younger sister, Madeline ... majoring in finance.

COX'S SEASON & CAREER HIGHS

2013-14 Season		Career
0	Pts	0
1 vs. Middle Tennessee, 12/21/13	FG Atts	1 vs. Middle Tennessee, 12/21/13
0	FG Made	0
0	3PT-FG Atts	0
0	3PT-FG Made	0
1 vs. Middle Tennessee, 12/21/13	Rebs	1 vs. Middle Tennessee, 12/21/13
0	Assts	0
0	Stls	0
0	Blks	0
1 vs. Middle Tennessee, 12/21/13	Mins	1 vs. Middle Tennessee, 12/21/13

COX'S MISCELLANEOUS STATISTICS

Category	2013-14	Career
Double-Figure Scoring Games	0	0
Double-Figure Rebounding Games	0	0
Double-Double Games	0	0
20-Point Scoring Games	0	0
Games Led UC in Scoring	0	0
Games Led UC in Rebounding	0	0
Games Led UC in Assists	0	0
Games With 3+ Assists	0	0
Games With 3+ Blocks	0	0
Games With 3+ Steals	0	0
Games With 3+ Three-Pointers	0	0


GAME-BY-GAME STATISTICS

2013-14 (SENIOR SEASON)

Opponent	Date	gs	min	Total fg-fga	pct	3-Pointers 3fg-fga	pct	Free throws ft-fa	pct	Rebounds off def tot	avg	pf	a	tio	blk	stl	pts	avg
MIDDLE TENNESSEE	12/21/13	1	0-1	.000	0-0	.000	0-0	.000	0	1	1	1.0	0	0	0	0	0	0.0
UCF	1/23/14	1	0-0	.000	0-0	.000	0-0	.000	0	0	0	0.5	0	0	0	0	0	0.0
MEMPHIS	03/06/14	0	0-0	.000	0-0	.000	0-0	.000	0	0	0	0.3	0	0	0	0	0	0.0
Totals		0	2	0-1	.000	0-0	.000	0-0	.000	0	1	0.3	0	0	0	0	0	0.0

COX'S CAREER STATISTICS

Season	gp-gs	min/avg	Total fg-fga	pct	3-Point fg-fga	pct	F-Throws ft-fa	pct	Rebounds off def tot	avg	pf	fo	ast	to	blk	stl	Scoring pts	avg
2013-14	2-0	2/1.0	0-1	.000	0-0	.000	0-0	.000	0	1	1	0.5	0	0	0	0	0	0.0
TOTAL	2-0	2/1.0	0-1	.000	0-0	.000	0-0	.000	0	1	1	0.5	0	0	0	0	0	0.0



DESHAUN MORMAN

FR. • G • 6-3 • 190

RICHMOND, VA.

FAITH BAPTIST CHRISTIAN (FLA.)

1

2013-14 Season (Freshman): Suffered a broken bone in his right foot during practice on Nov. 18 ... Has not played in a game this season.

Prior to Cincinnati: Averaged 14.3 points, 7.4 assists, 6.0 rebounds and 2.4 steals during his 2012-13 season at Faith Baptist Christian, a prep school in Bradenton, Fla. ... helped lead Coolidge High School in Washington, D.C., to the 2012 D.C. City Championship title while averaging 16.8 points, 7.3 rebounds and 5.6 assists ... tabbed a first team all-Metro selection by the Washington Post ... received honorable mention All-America accolades and was listed a Top 150 prospect by

Rivals.com ... named one of the five best players in the D.C. area according to DMV Elite Report and was tabbed a Mid-Atlantic first team honoree by the Mid-Atlantic Report.

Personal: Deshaun Lamar Morman ... born Feb. 26, 1994 in Richmond, Va. ... son of Cheryl and Andre Morman ... has one brother, Devin ... majoring in communications.

MORMAN'S SEASON & CAREER HIGHS

2013-14 Season		Career
0	Pts	0
0	FG Atts	0
0	FG Made	0
0	3PT-FG Atts	0
0	3PT-FG Made	0
0	Rebs	0
0	Assts	0
0	Stls	0
0	Blks	0
0	Mins	0


MORMAN'S MISCELLANEOUS STATISTICS

Category	2013-14	Career
Double-Figure Scoring Games	0	0
Double-Figure Rebounding Games	0	0
Double-Double Games	0	0
20-Point Scoring Games	0	0
Games Led UC in Scoring	0	0
Games Led UC in Rebounding	0	0
Games Led UC in Assists	0	0
Games With 3+ Assists	0	0
Games With 3+ Blocks	0	0
Games With 3+ Steals	0	0
Games With 3+ Three-Pointers	0	0

GAME-BY-GAME STATISTICS

2013-14 (FRESHMAN SEASON)

MORMAN'S CAREER STATISTICS



TITUS RUBLES

SR • F • 6-7 • 220
DALLAS, TEXAS
BLINN COLLEGE

2

• 2013-14 AAC Weekly Honor Roll selection (Nov. 18)

Pronunciation: Titus ROO-bulls

2013-14 Season (Senior): Recorded five points and eight rebounds against UConn in the American Tournament (3/14) ... Had four points, six rebounds and four blocks against UCF (3/13) at league tournament ... Grabbed 11 rebounds, adding four points, in regular season finale at Rutgers (3/8) ... Poured in a career high 24 points on senior night versus Memphis (3/6), on 9-of-13 shooting, a perfect 6-of-6 from the free throw line, while adding five rebounds ... Pulled down 13 rebounds, while scoring six points and making three steals, at UConn (3/1) ... Grabbed 14 rebounds, while scoring four points, in the effort against Louisville (2/22) ... Recorded six point, four rebounds and three assists in win at UCF (2/19) ... Scored eight points and grabbed four boards against Houston (2/15) ... Posted eight points, five rebounds and five steals at SMU (2/8) ... Recorded five points and six rebounds versus USF (2/2) ... Had eight points and eight boards at Louisville (1/30) ... Posted nine points, six boards and four assists at Temple (1/26) ... Scored nine points and grabbed seven boards against UCF (1/23) ... Had a team-high five assists, adding five points and four rebounds, at USF (1/18) ... Posted his first double-double of the year with 13 points and 12 rebounds versus Temple (1/14) ... Grabbed 10 rebounds and dished out five assists, while scoring four points of his own against Rutgers (1/11) ... Pulled down 10 rebounds while adding seven points, three assists, three blocks and a pair of steals at Houston (1/7) ... Had two points, seven rebounds and four assists at Memphis (1/4) ... Grabbed eight rebounds while adding five assists, three blocks and a pair of steals against Chicago State (12/23) ... Hit the game-winning basket with four seconds left as part of a six-point performances against Pittsburgh at Madison Square Garden (12/17) ... Posted 14 points and five rebounds versus Kennesaw State (11/29) ... Named to AAC Weekly Honor Roll on Nov. 18 after averaging 13.5 points, 7.0 rebounds and 2.0 assists in wins over N.C. State and Appalachian State ... Tied for the team high in points (13) and rebounds (seven) against Appalachian State (11/16) ... Scored 14 points and pulled down seven rebounds versus NC State (11/12) ... Grabbed a game-high eight rebounds to go with 13 points, three steals and a block against NC Central (11/8).

2012-13 Season (Junior): Played in all 34 games with 12 starts, averaging 21.8 minutes ... started nine of 18 BIG EAST games ... finished among the team leaders in rebounds (first at 5.9), assists (second at 2.0) and scoring (fourth at 5.9) ... ranked 16th in the BIG EAST in rebounding (5.9) ... led UC in rebounding in 13 games ... led the Bearcats in assists in eight games ... scored a career-high 14 points against St. John's (1/5) ... pulled down a career-high 11 rebounds at Rutgers (1/12) ... posted a double-double with 12 points and 10 rebounds, including 10-of-12 shooting from the free-throw line against Marquette (1/19) ... had 11 points on 5-of-12 shooting with eight rebounds against Creighton in the NCAA tournament second round.

Prior to Cincinnati: Considered by JucoJunction.com to be the No. 2 prospect in the country in the junior college ranks ... attended Blinn College, a community college in Brenham, Texas for the 2011-12 campaign ... earned NJCAA All-America honorable mention honors after averaging 14.5 points and a team-high 9.8 rebounds during the 2011-12 season ... shot 50 percent from the field, 72 percent from the free-throw line and swiped 51 steals ... tabbed a First Team All-Region XIV selection and all-conference honoree while leading the Buccaneers to a 27-7 record and the school's first appearance in the Region XIV Tournament title game - one game shy of competing in the NJCAA National Championship ... named a Region XIV All-Tournament First Team selection after averaging 11.5 points and a tournament-best 12.3 rebounds during the tournament ... attended Independence Community College in Independence, Kan., during the 2010-11 season ... earned freshman of the year, First Team All-Jayhawk Conference honors and first team all region accolades while averaging 20.3 points and 12.3 rebounds ... prior to his stay at Independence, attended God's Academy in Grand Prairie, Texas for the 2008-09 and 2009-10 seasons... became the all-time leading rebounder, grabbing more than 600 boards ... averaged 16.8 points, 13.6 rebounds and 4.7 blocks during the 2009-10 season.

Personal: Titus Ocean Rubles ... born Aug. 4, 1991 in Dallas, Texas ... son of Barbara Rubles and Hosie Perkins ... has four brothers: Calvin, Sidney, Darrius and Nunu and one sister: Ashley ... majoring in criminal justice.

RUBLES' SEASON & CAREER HIGHS

2013-14 Season		Career
24 vs. Memphis, 3/6/14	Pts	24 vs. Memphis, 3/6/14
13 vs. Memphis, 3/6/14	FG Atts	14 vs. Alabama, 12/1/12
9 vs. Memphis, 3/6/14	FG Made	9 vs. Memphis, 3/6/14
1, 3x (last at UCF, 2/19/14)	3PT-FG Atts	6 vs. St. John's, 1/5/13
0	3PT-FG Made	3 vs. St. John's, 1/5/13
14 vs. Louisville, 2/22/14	Rebs	14 vs. Louisville, 2/22/14
5, 3x (last at USF, 1/18/14)	Assts	5, 6x (last at USF, 1/18/14)
5 at SMU 2/8/14	Stls	5 at SMU 2/8/14
4 vs. UCF, 3/13/14	Blks	4 vs. UCF, 3/13/14
38 at UConn, 3/1/14	Mins	38 at UConn, 3/1/14

RUBLES' MISCELLANEOUS STATISTICS

Category	2013-14	Career
Double-Figure Scoring Games	7	14
Double-Figure Rebounding Games	6	9
Double-Double Games	1	2
20-Point Scoring Games	1	1
Games Led UC in Scoring	1	1
Games Led UC in Rebounding	10	24
Games Led UC in Assists	6	14
Games With 3+ Assists	10	20
Games With 3+ Blocks	4	4
Games With 3+ Steals	4	9
Games With 3+ Three-Pointers	0	1

RUBLES' CAREER STATISTICS

			Total		3-Point		F-Throws		Rebounds											Scoring	
Season	gp-gs	min/avg	fg-fga	pct	fg-fga	pct	ft-fa	pct	off	def	tot	avg	pf	fo	ast	to	blk	stl	pts	avg	
2012-13	34-12	740/21.8	66-195	.338	4-43	.093	64-97	.660	58	141	199	5.9	78	1	67	64	9	38	200	5.9	
2013-14	33-33	954/28.9	80-196	.408	0-3	.000	80-104	.769	81	141	222	6.7	100	4	65	49	28	44	240	7.3	
TOTAL	67-45	1694/25.3	146-391	.373	4-46	.087	144-201	.716	139	282	421	6.3	178	5	132	113	37	82	440	6.6	

PLAYER GAME-BY-GAME STATISTICS


2 - TITUS RUBLES • F • 6-7 • 220 • SR. • DALLAS, TEXAS

2013-14 (SENIOR SEASON)

Opponent	Date	gs	min	Total		3-Pointers		Free throws		Rebounds				pf	a	tlo	blk	stl	pts	avg	
				fg-fga	pct	3fg-fga	pct	ft-fa	pct	off	def	tot	avg								
NORTH CAROLINA CENT	11/08/13	*	31	3-7	.429	0-0	.000	7-12	.583	3	5	8	8.0	3	0	3	1	3	13	13.0	
NC STATE	11/12/13	*	27	5-9	.556	0-0	.000	4-6	.667	3	4	7	7.5	3	2	0	1	0	14	13.5	
APPALACHIAN ST.	11/16/13	*	24	6-10	.600	0-0	.000	1-2	.500	5	2	7	7.3	3	2	3	1	2	13	13.3	
CAMPBELL	11/20/13	*	26	5-8	.625	0-0	.000	0-2	.000	1	3	4	6.5	3	4	2	0	3	10	12.5	
UMASS LOWELL	11/26/13	*	21	3-6	.500	0-0	.000	1-1	1.000	1	5	6	6.4	0	0	3	2	2	7	11.4	
KENNESAW ST.	11/29/13	*	21	3-7	.429	0-0	.000	8-8	1.000	2	3	5	6.2	2	1	0	0	2	14	11.8	
USC UPSTATE	12/03/13	*	25	1-5	.200	0-0	.000	5-6	.833	3	4	7	6.3	3	0	1	0	1	7	11.1	
at New Mexico	12/07/13	*	32	2-6	.333	0-0	.000	0-0	.000	4	2	6	6.3	5	1	0	0	2	4	10.3	
vs Xavier	12/14/13	*	24	0-6	.000	0-0	.000	3-4	.750	1	3	4	6.0	2	1	0	0	2	3	9.4	
vs Pittsburgh	12/17/13	*	30	3-9	.333	0-0	.000	0-0	.000	1	1	2	5.6	3	1	1	1	1	6	9.1	
MIDDLE TENNESSEE	12/21/13	*	21	1-5	.200	0-0	.000	2-3	.667	1	2	3	5.4	4	4	2	0	0	4	8.6	
CHICAGO STATE	12/23/13	*	25	0-3	.000	0-0	.000	0-0	.000	3	5	8	5.6	2	5	0	3	2	0	7.9	
NEBRASKA	12/28/13	*	30	2-4	.500	0-0	.000	0-0	.000	2	5	7	5.7	4	1	1	1	1	4	7.6	
SMU	1/1/14	*	15	2-6	.333	0-0	.000	2-3	.667	1	2	3	5.5	5	0	1	1	0	6	7.5	
at Memphis	1/4/14	*	26	1-6	.167	0-0	.000	0-1	.000	2	5	7	5.6	4	4	0	1	1	2	7.1	
at Houston	1/7/14	*	30	2-5	.400	0-0	.000	3-4	.750	5	5	10	5.9	5	3	1	3	2	7	7.1	
RUTGERS	1/11/14	*	33	1-2	.500	0-0	.000	2-2	1.000	1	9	10	6.1	4	5	3	1	1	4	6.9	
TEMPLE	1/14/14	*	34	3-7	.429	0-0	.000	7-7	1.000	5	7	12	6.4	4	2	4	1	1	13	7.3	
at USF	1/18/14	*	32	2-5	.400	0-0	.000	1-2	.500	1	3	4	6.3	1	5	5	3	0	5	7.2	
UCF	1/23/14	*	22	3-3	1.000	0-0	.000	3-6	.500	2	5	7	6.4	4	1	0	0	0	9	7.3	
at Temple	01/26/14	*	34	4-7	.571	0-0	.000	1-2	.500	2	4	6	6.3	3	4	2	1	1	9	7.3	
at Louisville	1/30/14	*	36	3-4	.750	0-0	.000	2-2	1.000	3	5	8	6.4	3	2	5	0	1	8	7.4	
USF	2/2/14	*	33	1-7	.143	0-1	.000	3-3	1.000	4	2	6	6.4	2	1	0	0	2	5	7.3	
UCONN	2/6/14	*	33	1-4	.250	0-0	.000	2-4	.500	2	3	5	6.3	3	2	1	0	1	4	7.1	
at SMU	02/08/14	*	33	2-5	.400	0-1	.000	4-4	1.000	2	3	5	6.3	2	1	2	1	5	8	7.2	
HOUSTON	2/15/14	*	32	4-5	.800	0-0	.000	0-0	.000	1	3	4	6.2	1	2	0	0	2	8	7.2	
at UCF	2/19/14	*	24	2-6	.333	0-1	.000	2-2	1.000	1	3	4	6.1	3	3	0	0	1	6	7.1	
LOUISVILLE	2/22/14	*	35	1-7	.143	0-0	.000	2-2	1.000	3	11	14	6.4	3	2	1	0	0	4	7.0	
at UConn	3/1/14	*	38	2-6	.333	0-0	.000	2-2	1.000	6	7	13	6.6	5	1	3	0	3	6	7.0	
MEMPHIS	03/06/14	*	37	9-13	.692	0-0	.000	6-6	1.000	2	3	5	6.6	4	1	0	1	1	24	7.6	
at Rutgers	03/08/14	*	31	0-2	.000	0-0	.000	4-4	1.000	1	10	11	6.7	2	3	1	1	0	4	7.5	
vs UCF	3/13/14	*	31	1-3	.333	0-0	.000	2-2	1.000	3	3	6	6.7	2	1	4	4	0	4	7.3	
vs UConn	3/14/14	*	28	2-8	.250	0-0	.000	1-2	.500	4	4	8	6.7	3	0	0	0	1	5	7.3	
Totals			33	954	80-196	.408	0-3	.000	80-104	.769	81	141	222	6.7	100	65	49	28	44	240	7.3

2012-13 (JUNIOR SEASON)

Opponent	Date	gs	min	Total		3-Pointers		Free throws		Rebounds				pf	a	tlo	blk	stl	pts	avg
				fg-fga	pct	3fg-fga	pct	ft-fa	pct	off	def	tot	avg							
UT MARTIN	11/11/12	16	3-6	500	0-1	.000	2-4	.500	3	4	7	7.0	1	4	3	0	0	8	8.0	
MISS. VALLEY ST.	11/13/12	20	3-6	500	1-2	.500	1-3	.333	0	7	7	7.0	0	5	0	2	0	8	8.0	
NORTH CAROLINA A&T	11/18/12	18	2-5	400	0-1	.000	2-4	.500	0	3	3	5.7	3	2	1	0	4	6	7.3	
CAMPBELL	11/20/12	19	2-3	667	0-1	.000	1-2	.500	1	5	6	5.8	4	3	2	0	0	5	6.8	
vs Iowa State	11/23/12	27	4-10	400	0-4	.000	2-3	.667	0	5	5	5.6	3	0	2	1	1	10	7.4	
vs Oregon	11/24/12	17	5-9	556	0-1	.000	3-3	1.000	2	2	4	5.3	4	1	4	0	0	13	8.3	
ALABAMA	12/01/12	25	4-14	286	0-2	.000	2-2	1.000	3	2	5	5.3	1	1	1	0	3	10	8.6	
UALR	12/6/12	17	2-7	286	0-0	.000	2-2	1.000	0	2	2	4.9	3	2	1	0	2	6	8.3	
UMES	12/8/12	18	2-6	333	0-3	.000	3-4	.750	3	7	10	5.4	1	4	2	0	1	7	8.1	
at Marshall	12/15/12	17	0-5	.000	0-0	.000	2-2	1.000	2	6	8	5.7	3	2	2	0	3	2	7.5	
vs Xavier	12/19/12	24	1-7	.143	0-4	.000	0-0	.000	3	6	9	6.0	2	1	2	1	1	2	7.0	
WRIGHT STATE	12/22/12	21	5-10	.500	0-1	.000	1-3	.333	3	6	9	6.3	4	3	4	0	2	11	7.3	
NEW MEXICO	12/27/12	15	1-6	.167	0-1	.000	0-0	.000	0	2	2	5.9	0	1	3	0	0	2	6.9	
at PITT	12/31/12	16	1-3	.333	0-0	.000	3-3	1.000	2	2	4	5.8	3	3	1	0	0	5	6.8	
ST. JOHN'S	1/5/13	22	4-8	.500	3-6	.500	3-6	.500	0	3	3	5.6	2	2	2	0	0	14	7.3	
NOTRE DAME	1/7/13	*	25	1-9	.111	0-3	.000	.000	0	1	6	7	5.7	2	5	1	0	0	2	6.9
at Rutgers	1/12/13	*	26	2-5	.400	0-1	.000	3-6	.500	2	9	11	6.0	2	0	3	1	1	7	6.9
at DePaul	01-15-13	*	21	0-1	.000	0-1	.000	2-4	.500	1	2	3	5.8	4	1	1	0	1	2	6.7
MARQUETTE	1/19/13	*	35	1-8	.125	0-3	.000	10-12	.833	4	6	10	6.1	2	2	3	2	1	12	6.9
at Syracuse	1/21/13	*	30	2-5	.400	0-1	.000	1-1	1.000	5	1	6	6.1	1	5	1	0	0	5	6.8
RUTGERS	1/30/13	18	1-1	1.000	0-0	.000	4-6	.667	1	3	4	6.0	1	2	1	0	1	6	6.8	
at Seton Hall	2/21/13	20	0-1	.000	0-0	.000	2-2	1.000	0	6	6	6.0	2	1	1	0	1	2	6.6	
at Providence College	2/6/13	19	0-3	.000	0-0	.000	0-0	.000	2	2	4	5.9	1	1	1	0	0	0	6.3	
PITT	2/9/13	24	2-9	.222	0-1	.000	4-6	.800	3	5	8	6.0	3	1	0	0	1	8	6.4	
VILLANOVA	2/12/13	*	25	1-5	.200	0-0	.000	2-2	1.000	3	1	4	5.9	2	3	3	0	3	4	6.3
GEORGETOWN	2/15/13	20	2-6	.333	0-0	.000	0-3	.000	1	2	3	5.8	3	1	2	0	1	4	6.2	
at UCONN	2/21/13	21	3-6	.500	0-0	.000	1-2	.500	3	2	5	5.7	5	0	1	0	1	7	6.2	
at Notre Dame	2-24-13	22	2-6	.333	0-1	.000	3-6	.500	1	6	7	5.8	2	1	0	1	1	7	6.3	
UCONN	03/02/13	*	17	2-5	.400	0-1	.000	0-0	.000	1	6	7	5.8	4	2	1	0	2	4	6.2
at LOUISVILLE	3/4/13	*	23	0-2	.000	0-0	.000	2-2	1.000	1	8	9	5.9	1	4	8	0	0	2	6.0
USF	3/9/13	*	29	2-4	.500	0-1	.000	0-0	.000	4	5	9	6.0	2	1	3	0	2	4	6.0
vs Providence	3/13/13	*	24	1-2	.500	0-0	.000	0-0	.000	0	2	2	5.9	1	1	1	0	0	2	5.8
vs Georgetown	3/14/13	*	19	0-0	.000	0-0	.000	2-4	.500	0	2	2	5.8	4	0	1	0	1	2	5.7
vs Creighton	3/22/13	*	30	5-12	.417	0-3	.000	1-1	1.000	3	5	8	5.9	2	2	2	1	4	11	5.9
Totals		12	740	66-195	338	4-43	.093	64-97	.660	58	141	199	5.9	78	67	64	9	38	200	5.9



SHAQUILLE THOMAS

R-SO. • F • 6-7 • 205
PATERSON, N.J.
NIA PREP SCHOOL

3

Pronunciation: Prefers Shaquille instead of Shaq.

2013-14 Season (R-Sophomore): Had eight points and five rebounds against UConn at conference championship (3/14) ... Scored eight points in first round of league tournament against UCF (3/13) ... Scored eight points and grabbed five rebounds at UConn (3/1) ... Posted eight points at UCF (2/19) ... Recorded 11 points on 5-of-10 shooting against Houston (2/15) ... Scored 11 points and grabbed six boards at Louisville (1/30) ... Posted 15 points in win at Temple (1/26) ... Led team with five assists, while also scoring six points and grabbing five rebounds against UCF (1/23) ... Recorded 10 points at USF (1/18) ... Scored 11 points in win over Rutgers (1/11) ... Had 10 points, four boards and three steals at Memphis (1/4) ... Poured in 10 points against SMU (1/1) ... Scored 14 points versus Chicago State (12/23) ... Posted 13 points versus Xavier (12/14) ... Scored 11 points against Kennesaw State (11/26) ... Registered a career best five assists while adding seven points and five rebounds against UMass Lowell (11/26) ... Had 10 points and team-high seven rebounds against Appalachian State (11/16).

2012-13 Season (R-Freshman): Played in 33 games without a start, averaging 10.8 minutes ...

played in all 18 BIG EAST games ... scored a career-high 12 points on 6-of-9 shooting to go with four rebounds in 23 minutes against Creighton (3/22) in the NCAA tournament second round ... posted 11 points to go with seven rebounds and three assists in 22 minutes against Maryland Eastern Shore (12/8) ... pulled down a career-high eight rebounds against Providence (3/13) in the second round of the BIG EAST Championship.

2011-12 Season: Redshirted.

Prior to Cincinnati: Played two seasons at NIA Prep in Newark, N.J., averaging 28 points and eight assists in 2010-2011 ... tabbed a four-star prospect by Rivals.com and Scout.com ... listed as the 81st-best player overall nationally by Rivals.com ... tabbed the 20th-best small forward in the country by Scout.com ... chose to attend Cincinnati over Syracuse, Boston College and Xavier.

Personal: Shaquille Jamar Thomas ... born March 25, 1992 in Paterson, N.J. ... son of Amanda Thomas and Joseph Carson ... has a brother, Isiah, and sister, Essence Carson, a forward/guard for the WNBA's New York Liberty ... nephew of long-time NBA veteran Tim Thomas ... majoring in criminal justice.

THOMAS' SEASON & CAREER HIGHS

2013-14 Season		Career
15 at Temple, 1/26/14	Pts	15 at Temple, 1/26/14
10 vs. Houston, 2/15/14	FG Atts	10 vs. Houston, 2/15/14
7 at Temple, 1/26/14	FG Made	7 at Temple, 1/26/14
3 vs. Xavier, 12/14/13	3PT-FG Atts	3 vs. Xavier, 12/14/13
2 vs. Xavier, 12/14/13	3PT-FG Made	2 vs. Xavier, 12/14/13
7 vs. App State, 11/16/13	Rebs	8 vs. Providence, 3/13/13
5, 2x (last vs. UCF, 1/23/14)	Assts	5, 2x (last vs. UCF, 1/23/14)
3, 2x (last at Memphis, 1/4/14)	Stls	3 USC Upstate, 12/2/13
1, 10x (last vs. UConn, 3/14/14)	Blks	1, 16x (last vs. UConn, 3/14/14)
35 vs. Xavier (12/14/13)	Mins	35 vs. Xavier (12/14/13)

THOMAS' MISCELLANEOUS STATISTICS

Category	2013-14	Career
Double-Figure Scoring Games	11	13
Double-Figure Rebounding Games	0	0
Double-Double Games	0	0
20-Point Scoring Games	0	0
Games Led UC in Scoring	0	0
Games Led UC in Rebounding	1	1
Games Led UC in Assists	2	3
Games With 3+ Assists	3	5
Games With 3+ Blocks	0	0
Games With 3+ Steals	2	2
Games With 3+ Three-Pointers	0	0

GAME-BY-GAME STATISTICS

2012-13 (R-FRESHMAN SEASON)

Opponent	Date	gs	min	Total		3-Pointers		Free throws		Rebounds					pf	a	t/o	blk	stl	pts	avg
				fg-fga	pct	3fg-3ga	pct	ft-fra	pct	off	def	tot	lo	hi							
UT MARTIN	11/11/12	12	1-4	250	0-0	.000	1-2	.500	0	1	1	1.0	1	0	1	0	0	3	3.0		
MISS. VALLEY ST.	11/13/12	11	3-3	1,000	0-0	.000	0-0	.000	2	2	4	2.5	0	2	2	0	0	6	4.5		
NORTH CAROLINA A&T	11/18/12	20	3-8	.375	0-1	.000	0-0	.000	1	3	4	3.0	1	3	2	0	0	6	5.0		
CAMPBELL	11/20/12	6	0-0	.000	0-0	.000	0-0	.000	0	2	2	2.8	0	1	0	1	0	0	3.8		
vs Iowa State	11/23/12	1	0-0	.000	0-0	.000	0-0	.000	0	0	0	2.2	0	0	0	0	0	0	3.0		
vs Oregon	11/24/12	9	1-3	.333	0-0	.000	2-3	.667	2	1	3	2.3	1	0	0	0	0	2	3.2		
UALR	12/6/12	12	1-4	250	0-1	.000	0-0	.000	1	2	3	2.4	1	0	0	0	0	2	3.0		
UMES	12/8/12	22	4-8	.500	0-1	.000	3-4	.750	3	4	7	3.0	0	3	0	0	0	11	4.0		
at Marshall	12/15/12	13	3-4	.750	0-0	.000	2-4	.500	2	1	3	3.0	3	2	1	1	0	8	4.4		
vs Xavier	12/19/12	10	1-2	.500	0-0	.000	0-0	.000	2	0	2	2.9	0	0	0	0	0	2	4.2		
WRIGHT STATE	12/22/12	12	0-3	.000	0-0	.000	1-2	.500	1	1	2	2.8	0	0	0	0	0	1	3.9		
NEW MEXICO	12/27/12	18	2-5	.400	1-1	1.000	0-0	.000	1	0	1	2.7	0	0	1	0	2	5.0			
at PITTS	12/31/12	7	1-2	.500	0-0	.000	0-2	.000	2	1	3	2.7	0	0	2	0	0	2	3.8		
ST. JOHN'S	1/5/13	7	0-1	.000	0-0	.000	0-0	.000	1	0	1	2.6	0	0	0	0	0	0	3.6		
NOTRE DAME	1/7/13	24	2-6	.333	1-2	.500	0-0	.000	1	2	3	2.6	1	2	0	1	0	5	3.7		
at Rutgers	1/12/13	4	0-0	.000	0-0	.000	0-0	.000	0	0	0	2.4	0	0	0	0	0	1	3.4		
at DePaul	01-15-13	10	2-3	.667	0-0	.000	0-0	.000	0	0	0	2.3	0	0	1	0	0	4	3.5		
MARQUETTE	1/19/13	12	0-0	.000	0-0	.000	0-0	.000	0	2	2	2.3	1	0	0	0	0	0	3.1		
at Syracuse	1/21/13	3	0-1	.000	0-0	.000	0-0	.000	0	0	0	2.2	0	0	0	0	0	0	3.1		
RUTGERS	1/30/13	5	0-1	.000	0-0	.000	0-0	.000	0	0	0	2.1	0	0	0	0	0	0	3.0		
at Seton Hall	2/2/13	5	0-1	.000	0-0	.000	0-0	.000	0	1	1	2.0	2	0	0	0	0	0	2.8		
at Providence College	2/6/13	16	3-5	.600	0-0	.000	0-0	.000	2	2	4	2.1	1	0	1	1	1	6	3.0		
PITT	2/9/13	9	1-3	.333	0-0	.000	0-0	.000	0	0	0	2.0	2	0	0	0	0	1	2.9		
VILLANOVA	2/12/13	2	0-0	.000	0-0	.000	1-2	.500	0	0	0	1.9	0	0	0	0	1	1	2.8		
GEORGETOWN	2/15/13	2	0-0	.000	0-0	.000	0-0	.000	0	0	0	1.8	0	0	0	0	0	0	2.7		
at UCONN	2/21/13	10	0-2	.000	0-0	.000	2-2	1.000	1	2	3	1.9	0	1	0	0	1	2	2.7		
at Notre Dame	2-24-13	20	3-6	.500	1-2	.500	0-0	.000	2	3	5	2.0	1	1	1	0	2	7	2.9		
UCONN	03/02/13	8	0-4	.000	0-0	.000	0-0	.000	0	2	2	2.0	0	0	0	0	1	0	2.8		
at LOUISVILLE	3/4/13	4	0-0	.000	0-0	.000	0-0	.000	0	0	0	1.9	0	0	1	1	0	0	2.7		
USF	3/9/13	2	1-1	1.000	0-0	.000	0-0	.000	0	0	0	1.9	0	0	0	0	0	2	2.6		
vs Providence	3/13/13	19	2-7	.286	0-0	.000	1-2	.500	4	4	8	2.1	0	1	1	1	0	5	2.7		
vs Georgetown	3/14/13	18	2-5	.400	0-0	.000	0-1	.000	0	3	3	2.1	4	0	2	0	0	4	2.8		
vs Creighton	3/22/13	23	6-9	.667	0-0	.000	0-3	.000	2	2	4	2.2	3	0	1	0	1	12	3.0		
Totals		0	356	42-101	.416	3-8	.375	13-27	.481	30	41	71	2.2	22	16	19	6	17	100	3.0	

THOMAS' CAREER STATISTICS

			Total		3-Point		F-Throws		Rebounds										Scoring	
Season	gp-gs	min/avg	fg-fga	pct	fg-fga	pct	ft-fa	pct	off	def	tot	avg	pf	fo	ast	to	blk	stl	pts	avg
2012-13	33-0	356/10.8	42-101	.416	3-8	.375	13-27	.481	30	41	71	2.2	22	0	16	19	6	17	100	3.0
2013-14	33-33	758/23.0	85-190	.447	5-19	.263	49-74	.662	37	56	93	2.8	53	1	32	35	10	28	224	6.8
TOTAL	66-33	1114/16.9	127-291	.436	8-27	.296	62-101	.614	67	97	164	2.5	75	1	48	54	16	45	324	4.9



JUSTIN JACKSON

SR. • F • 6-8 • 230
COCOA BEACH, FLA.
ARLINGTON COUNTRY DAY

5

AMERICAN ATHLETIC CONFERENCE DEFENSIVE PLAYER OF YEAR

- 2014 Second Team American Athletic Conference selection
- 2014 NABC All-District 25 Second Team All-American
- First player in the nation this season to win conference player of the week honors for three consecutive weeks
- 2013-14 AAC Player of the Week (Dec. 23, Dec. 30, Jan. 6)
- 2013-14 AAC Weekly Honor Roll selection (Nov. 25)
- Ranks fourth in school history in career blocks
- Ranks third in school history in single-season blocks (2013-14)

2013-14 (Senior): Scored 10 points while recording team-high three assists and eight rebounds against UConn (3/14) at American Tournament ... Had 14 points and eight rebounds in conference tournament win over UCF (3/13) ... Recorded a double-double in the final regular season game, scoring 10 points and grabbing 11 boards at Rutgers (3/8) ... Scored 13 points on senior night versus Memphis (3/6), adding nine rebounds, three steals, three assists and two blocks ... Posted eight points and seven rebounds against Louisville (2/22) ... Scored 10 points while adding seven rebounds, four blocks and three steals at UCF (2/19) ... Hit six-of-seven shots to score 13 points, while grabbing a team-high five rebounds, against Houston (2/15) ... Scored 15 points and grabbed six rebounds versus UConn (2/6) ... Recorded 15 points and six rebounds versus USF (2/2) ... Scored 11 points while adding nine rebounds and three assists at Louisville (1/30) ... Posted 12 points, seven blocks, four steals and three assists in win over UCF (1/23) ... Recorded a double-double with 15 points and 10 rebounds, while adding six blocks and two steals against Temple (1/14) ... Posted 11 points, seven rebounds, three assists and three blocks versus Rutgers (1/11) ... Scored 13 points, grabbed eight rebounds and blocked seven shots at Memphis (1/4) ... Opened conference play with 17 points, six rebounds, five steals and five blocks, all team-highs, versus SMU (1/1) ... Posted his third-straight double-double with 15 points and 10 rebounds versus Nebraska (12/28) ... Poured in 19 points while adding 13 rebounds and four blocks against Chicago State (12/23) ... Recorded a double-double with 16 points and 12 rebounds, while adding four

blocks and four steals, against Middle Tennessee (12/21) ... Led team in points (12), rebounds (nine) and assists (three) against Pittsburgh (12/17) ... Posted 10 points, six rebounds and three blocks at New Mexico (12/7) ... Grabbed a career best 12 rebounds while adding 13 points, three blocks and three steals against UMass Lowell (11/26) ... Recorded 19 points, nine rebounds and five blocks against Campbell (11/20/13) ... Blocked four shots while adding eight points and four boards against App State (11/16) ... Posted his first career double-double against NC State (11/12) with 10 points and 10 boards, while adding four blocks.

2012-13 Season (Junior): Played in 30 games with 22 starts, averaging 18.8 minutes ... ranked eighth in the BIG EAST averaging 1.37 blocks ... finished second on the team with 41 blocks ... ranked among the team leaders in rebounding (third at 5.1), steals (fourth at 1.0) and assists (fifth with 1.5) ... led UC in blocks in eight games and rebounds in six games ... scored a season-high 10 points on 5-of-6 shooting at Marshall (12/15) ... scored seven points and grabbed a season-high 11 rebounds in the season opener against UT Martin (11/11) ... posted a season-high six blocks against Rutgers (1/30) ... recorded nine points, seven rebounds and three blocks against Maryland Eastern Shore (12/8).

2011-12 Season (Sophomore): Played in 37 games with 20 starts, averaging 21.1 minutes ... led UC with 61 blocks and ranked fifth in the BIG EAST, averaging 1.7 blocks per game ... recorded a career-high seven blocks against Marquette (2/29) ... re-

JACKSON'S SEASON & CAREER HIGHS

2013-14 Season		Career
19, 2x (last vs. Chicago State, 12/23/13)	Pts	19, 2x (last vs. Chicago State, 12/23/13)
14, 2x (last vs. Nebraska, 12/28/13)	FG Atts	14, 2x (last vs. Nebraska, 12/28/13)
9, 2x (last vs. Chicago State, 12/23/13)	FG Made	9, 2x (last vs. Chicago State, 12/23/13)
0	3PT-FG Atts	3 vs. Wright State, 12/22/12
0	3PT-FG Made	1, 2x (last vs. UMES, 12/8/12)
13 vs. Chicago State, 12/23/13	Rebs	13 vs. Chicago State, 12/23/13
4 at Houston, 1/7/14	Assts	4, 6x (last at Houston, 1/7/14)
5 vs. SMU, 1/1/14	Stls	5 vs. SMU, 1/1/14
7, 2x (last vs. UCF, 1/23/14)	Blks	7, 3x (last vs. UCF, 1/23/14)
40 vs. UConn, 3/14/14	Mins	40 vs. UConn, 3/14/14

JACKSON'S MISCELLANEOUS STATISTICS

Category	2013-14	Career
Double-Figure Scoring Games	24	29
Double-Figure Rebounding Games	7	8
Double-Double Games	7	7
20-Point Scoring Games	0	0
Games Led UC in Scoring	2	2
Games Led UC in Rebounding	19	31
Games Led UC in Assists	6	15
Games With 3+ Assists	12	27
Games With 3+ Blocks	18	34
Games With 3+ Steals	9	18
Games With 3+ Three-Pointers	0	0

jected at least three shots in 10 games during the season ... shot 52.0 percent from the field (77 of 148) ... scored in double figures in four games ... led UC in rebounding in five games ... handed out three or more assists in six games ... tallied eight points, six rebounds and four blocks against Ohio State (3/22) in the NCAA tournament east region semifinal ... recorded six blocks and three rebounds vs. Louisville (3/10) ... tallied eight points, seven rebounds, two steals and a block at USF (2/26) ... handed out a career-high four assists against Seton Hall (2/18) ... posted 10 points on 4-of-8 shooting with a league season-high eight rebounds in 16 minutes at Marquette (2/11) ... scored a career-high 14 points on 5-of-5 shooting to go with two blocks and two steals against DePaul (2/4) ... netted 11 points vs. Chicago State (12/23) ... scored 11 points with eight rebounds and three blocks at Wright State (12/14).

2010-11 Season (Freshman): Played in 35 games off the bench while averaging 12.9 minutes ... shot 52.7 percent from the field (39 of 74) on the season ... scored five or more points in six games ... grabbed four or more rebounds in 14 games ... scored four points with four rebounds vs. Connecticut (2/27) ... posted six points, six rebounds and two blocks at Georgetown (2/23) ... had six rebounds, three steals a block and an assist vs. St. John's (2/13) ... tied his career high with eight points and added six rebounds at Pittsburgh (2/5) ... scored a career-high eight points at St. John's

(1/22) ... grabbed two rebounds and scored two points at Syracuse (1/15) ... scored a career-high seven points and grabbed four rebounds vs. St. Francis (12/23) ... dished out three assists - a season high - and recorded five rebounds against Georgia Southern (12/14) ... played 26 minutes in his collegiate debut vs. Mount St. Mary's (11/15) and grabbed four rebounds, made two assists and totaled three steals.

Prior to Cincinnati: Was ranked No. 92 among the ESPN.com 100 top recruits ... was the first player signed in the early signing period by UC ... is a power forward with strong defensive and rebounding skills ... played one season at Arlington Country Day in Jacksonville, Fla. ... helped the Apaches to the FHSAA Class 2A finals and a record of 21-6 as a senior ... spent his junior season at Montverde Academy playing for Kevin Sutton where he posted 15.0 points, 12.3 rebounds, and 3.1 blocks per game ... named to the Florida Association of Basketball Coaches (FABC) and Florida Sports Writer's Association (FSWA) State All-Independent teams.

Personal: Full name is Justin LeShayne Jackson ... born Oct. 13, 1990 ... son of Shannan and Larry Jackson ... father, Larry, was a 13th round pick in the 1977 MLB Draft by the Cincinnati Reds as a pitcher and spent five years in the Reds and Houston Astros organizations ... has two brothers, LaTray Green and Corbin Jackson, and a sister, Shaulya Murray ... majoring in criminal justice.

JACKSON'S CAREER STATISTICS

Season	gp-gs	min/avg	Total		3-Point		F-Throws		Rebounds				Scoring			
			fg-fga	pct	fg-fga	pct	ft-fa	pct	off	def	tot	avg	pts	pts	avg	avg
2010-11	35-0	452/12.9	39-74	.527	1-3	.333	10-33	.303	30	58	88	2.5	71	2	24	89 2.5
2011-12	37-20	780/21.1	77-148	.520	0-7	.000	34-65	.523	72	84	156	4.2	116	7	39	188 5.1
2012-13	30-22	564/18.8	46-110	.418	1-11	.091	22-43	.512	49	103	152	5.1	78	6	44	115 3.8
2013-14	33-33	907/27.5	155-286	.542	0-0	.000	55-120	.458	104	132	236	7.2	101	2	59	365 11.1
TOTAL	135-75	2703/20.0	317-618	.513	2-21	.095	121-261	.464	255	377	632	4.7	366	17	166	757 5.6

PLAYER GAME-BY-GAME STATISTICS

5 - JUSTIN JACKSON • F • 6-8 • 230 • SR. • COCOA BEACH, FLA.

2013-14 (SENIOR SEASON)


Opponent	Date	gs	min	Total		3-Pointers		Free throws		Rebounds			pf	a	t/o	blk	stl	pts	avg		
				fg-fga	pct	3fg-fga	pct	ft-fa	pct	off	def	tot								avg	
NORTH CAROLINA CENT	11/08/13	*	21	4-5	.800	0-0	.000	0-0	.000	2	1	3	3	0	4	0	2	3	0	8.0	
NC STATE	11/12/13	*	25	4-8	.500	0-0	.000	2-4	.500	2	8	10	6	5	3	0	2	4	1	10.0	
APPALACHIAN ST.	11/16/13	*	19	4-9	.444	0-0	.000	0-2	.000	3	1	4	5	7	3	1	4	1	8	8.7	
CAMPBELL	11/20/13	*	29	9-12	.750	0-0	.000	1-3	.333	4	5	9	6	5	1	2	3	5	3	19.13	
UMASS LOWELL	11/26/13	*	24	5-13	.385	0-0	.000	3-5	.600	8	4	12	7	6	2	1	2	3	3	13.116	
KENNESAW ST.	11/29/13	*	24	5-12	.417	0-0	.000	1-2	.500	2	5	7	7	5	3	1	0	4	0	11.115	
USC UPSTATE	12/03/13	*	20	2-5	.400	0-0	.000	2-3	.667	1	1	2	6	7	2	3	2	0	2	6.107	
at New Mexico	12/07/13	*	27	3-10	.300	0-0	.000	4-4	1.000	3	3	6	6	6	4	0	1	3	0	10.106	
vs Xavier	12/14/13	*	28	0-1	.000	0-0	.000	1-2	.500	2	3	5	6	4	3	1	3	1	3	1.96	
vs Pittsburgh	12/17/13	*	32	6-8	.750	0-0	.000	0-0	.000	7	2	9	6	7	4	3	3	2	1	12.98	
MIDDLE TENNESSEE	12/21/13	*	35	7-8	.875	0-0	.000	2-7	.286	4	8	12	7	2	3	2	4	4	4	16.104	
CHICAGO STATE	12/23/13	*	25	9-14	.643	0-0	.000	1-4	.250	6	7	13	7	7	1	1	1	4	0	19.111	
NEBRASKA	12/28/13	*	31	6-14	.429	0-0	.000	3-5	.600	5	5	10	7	8	3	2	1	4	2	15.114	
SMU	11/14	*	34	5-9	.556	0-0	.000	7-10	.700	4	2	6	7	7	3	3	0	5	5	17.118	
at Memphis	14/14	*	31	6-10	.600	0-0	.000	1-2	.500	2	6	8	7	7	3	2	3	7	1	13.119	
at Houston	17/14	*	21	3-7	.429	0-0	.000	1-5	.200	2	3	5	7	6	4	4	2	1	1	7.116	
RUTGERS	11/11/14	*	20	4-5	.800	0-0	.000	3-6	.500	2	5	7	7	5	4	3	2	3	1	11.115	
TEMPLE	11/14/14	*	32	6-9	.667	0-0	.000	3-9	.333	5	5	10	7	7	5	1	3	6	2	15.117	
at USF	11/8/14	*	26	3-8	.375	0-0	.000	3-5	.600	3	2	5	7	5	2	2	2	1	3	9.116	
UCF	12/3/14	*	38	6-9	.667	0-0	.000	0-1	.000	1	1	2	7	3	4	3	7	4	12	11.116	
at Temple	01/26/14	*	6	0-1	.000	0-0	.000	1-2	.500	0	1	1	7	0	0	0	0	0	0	1.111	
at Louisville	13/01/14	*	37	5-8	.625	0-0	.000	1-1	1.000	4	5	9	7	0	2	3	5	2	2	11.111	
USF	22/14	*	36	6-8	.750	0-0	.000	3-4	.750	0	6	6	7	0	2	1	2	3	2	15.113	
UCONN	26/14	*	34	7-10	.700	0-0	.000	1-4	.250	2	4	6	7	0	4	0	0	2	0	15.114	
at SMU	02/08/14	*	26	4-6	.667	0-0	.000	2-3	.667	5	4	9	7	0	5	6	1	1	1	10.114	
HOUSTON	21/15/14	*	20	6-7	.857	0-0	.000	1-1	1.000	4	1	5	7	0	4	3	0	2	2	13.114	
at UCF	21/9/14	*	26	5-12	.417	0-0	.000	0-2	.000	3	4	7	7	0	2	1	2	4	3	10.114	
LOUISVILLE	22/24	*	22	2-5	.400	0-0	.000	4-4	1.000	4	3	7	7	0	3	1	1	0	1	8.113	
at UConn	3/1/14	*	24	0-3	.000	0-0	.000	3-6	.500	2	3	5	6	9	4	2	3	1	1	3.110	
MEMPHIS	03/06/14	*	30	6-13	.462	0-0	.000	1-4	.250	4	5	9	7	0	3	3	0	2	3	13.110	
at Rutgers	03/08/14	*	28	5-12	.417	0-0	.000	0-3	.000	3	8	11	7	1	4	2	2	1	1	10.110	
vs UCF	3/13/14	*	36	7-13	.538	0-0	.000	0-5	.000	1	7	8	7	1	4	3	3	4	1	14.111	
vs UConn	3/14/14	*	40	5-12	.417	0-0	.000	0-2	.000	4	4	8	7	2	3	1	2	0	10	11.111	
Totals			33	907	155-286	.542	0-0	.000	55-120	.458	104	132	236	72	101	59	64	95	54	365	11.1

2012-13 (JUNIOR SEASON)

Opponent	Date	gs	min	Total		3-Pointers		Free throws		Rebounds			pf	a	t/o	blk	stl	pts	avg		
				fg-fga	pct	3fg-fga	pct	ft-fa	pct	off	def	tot									
UT MARTIN	11/11/12	*	24	3-6	.500	0-1	.000	1-4	.250	3	8	11	11	0	2	2	5	1	2	7.0	
MISS. VALLEY ST.	11/13/12	*	15	2-3	.667	0-0	.000	1-2	.500	1	7	8	9	5	4	0	3	0	0	5	6.0
NORTH CAROLINA A&T	11/18/12	*	16	3-6	.500	0-0	.000	0-0	.000	4	3	7	8	7	1	3	2	0	3	6.0	
CAMPBELL	11/20/12	*	13	1-4	.250	0-1	.000	0-0	.000	1	5	6	8	0	4	1	3	3	0	2	5.0
vs Iowa State	11/23/12	*	17	2-5	.400	0-1	.000	0-0	.000	2	4	6	7	6	4	0	0	3	1	4	4.8
vs Oregon	11/24/12	*	24	0-2	.000	0-0	.000	2-2	1.000	2	3	5	7	2	4	4	1	1	1	2	4.3
ALABAMA	12/01/12	*	15	0-3	.000	0-2	.000	0-0	.000	0	2	2	6	4	1	1	1	4	1	0	3.7
UALR	12/6/12	*	29	3-5	.600	0-1	.000	1-4	.250	2	2	4	6	1	1	4	1	0	4	7	4.7
UMES	12/8/12	*	22	4-8	.500	1-2	.500	0-0	.000	2	5	7	6	2	0	2	3	3	1	9	4.7
at Marshall	12/15/12	*	20	5-6	.833	0-0	.000	0-0	.000	1	0	1	5	7	3	3	1	0	3	10	5.2
vs Xavier	12/19/12	*	18	0-0	.000	0-0	.000	0-0	.000	0	5	5	5	6	5	2	1	0	1	0	4.7
WRIGHT STATE	12/22/12	*	26	4-10	.400	0-3	.000	1-2	.500	3	4	7	5	8	1	1	3	2	0	9	5.1
NEW MEXICO	12/27/12	*	21	0-6	.000	0-0	.000	0-0	.000	3	5	8	5	9	0	1	0	1	3	0	4.7
at PITT	12/31/12	*	20	1-3	.333	0-0	.000	2-2	1.000	1	2	3	5	7	2	0	0	1	1	4	4.6
ST. JOHN'S	1/5/13	*	16	0-2	.000	0-0	.000	0-0	.000	0	1	1	5	4	0	2	0	0	0	0	4.3
at Rutgers	1/12/13	*	24	2-4	.500	0-0	.000	2-4	.500	4	4	8	5	6	2	1	0	2	0	6	4.4
at DePaul	01-15-13	12	0	0	.000	0-0	.000	2-2	1.000	1	3	4	5	5	3	1	2	1	0	2	4.3
MARQUETTE	1/19/13	16	2-3	.667	0-0	.000	0-1	.000	1	2	3	5	3	5	0	1	1	0	4	4.3	
at Syracuse	1/21/13	14	1-3	.333	0-0	.000	0-2	1.000	1	4	5	5	3	0	1	1	0	0	4	4.3	
RUTGERS	1/30/13	*	26	3-8	.375	0-0	.000	1-2	.500	4	3	7	5	4	2	3	6	1	7	4.4	
at Seton Hall	2/2/13	*	20	1-1	1.000	0-0	.000	1-2	.500	2	3	5	5	4	1	4	2	1	3	3	4.3
at Providence College	2/6/13	*	20	2-4	.500	0-0	.000	1-3	.333	1	8	9	5	5	4	3	0	0	5	4.4	
PITT	2/9/13	*	7	1-3	.333	0-0	.000	1-1	1.000	1	0	1	5	3	0	1	1	0	0	3	4.3
VILLANOVA	2/12/13	21	0-0	.000	0-0	.000	0-0	0-0	.000	0	3	3	5	3	1	3	1	0	0	0	4.1
GEORGETOWN	2/15/13	*	21	1-3	.333	0-0	.000	3-8	.375	5	3	8	5	4	2	2	3	1	5	4.2	
at UCONN	2/21/13	*	21	2-3	.667	0-0	.000	0-0	.000	0	3	3	5	3	5	1	3	1	0	4	4.2
at Notre Dame	2-24-13	*	17	1-3	.333	0-0	.000	0-0	.000	1	1	2	5	1	5	0	2	2	0	2	4.1
vs Providence	3/13/13	14	0-1	.000	0-0	.000	0-0	0-0	.000	1	4	5	5	1	2	1	2	1	1	0	3.9
vs Georgetown	3/14/13	13	1-2	.500	0-0	.000	1-2	.500	1	3	4	5	1	2	0	0	1	0	3	3.9	
vs Creighton	3/22/12	22	1-3	.333	0-0	.000	0-0	.000	1	3	4	5	1	5	0	3	2	2	2	3	3.8
Totals			22	564	46-110	.418	1-11	.091	22-43	.512	49	103	152	51	78	44	54	41	29	115	3.8

2011-12 (SOPHOMORE SEASON)

Opponent	Date	gs	min	Total		3-Pointers		Free throws		Rebounds			pf	a	t/o	blk	stl	pts	avg			
				fg-fga	pct	3fg-fga	pct	ft-fa	pct	off	def	tot								avg		
ALABAMA STATE	11/13/11	*	29	2-3	.667	0-1	.000	0-0	.000	0	7	7	0	0	3	1	3	3	4	4.0		
JACKSONVILLE STATE	11/15/11	*	29	2-3	.667	0-0	.000	3-5	.600	5	4	9	8	0	5	3	2	3	7	5.5		
PRESBYTERIAN	11/19/11	*	31	4-8	.500	0-0	.000	1-2	.500	5	4	9	8.3	1	3	2	3	9	6.7			
NORTHERNSTERN STATE	11/21/11	*	25	1-5	.200	0-1	.000	1-4	.250	1	6	7	8.0	1	1	1	3	3	3	5.8		
MARSHALL	11/25/11	*	33	4-5	.800	0-0	.000	0-0	.000	3	3	6	7.8	1	3	1	2	8	6.2			
MIAMI (OHIO)	11/29/11	*	35	1-4	.250	0-0	.000	0-1	.000	0	3	3	6.6	1	0	1	1	2	5.5			
at Georgia	12/02/11		18	0-2	.000	0-1	.000	0-0	.000	0	2	2	6.1	5	0	1	2	0	4	4.1		
at Xavier	12/10/11	*	12	0-0	.000	0-0	.000	0-0	.000	0	2	2	5.6	3	0	1	0	0	0	4.7		
at Wright State	12/14/11	*	20	4-5	.800	0-0	.000	3-6	.500	4	4	8	5.9	5	1	2	3	0	11	4.9		
RADFORD	12/17/11	*	21	2-3	.667	0-0	.000	2-4	.500	0	2	2	5.5	2	0	0	4	0	6	5.0		
ARKANSAS-PINE BLUFF	12/21/11	*	15	2-3	.667	0-0	.000	1-1	.000	4	4	8	5.7	3	1	2	0	2	4	4.9		
CHICAGO STATE	12/23/11		18	4-4	1.000	0-0	.000	3-3	1.000	1	2	3	5.5	1	2	3	0	2	0	11.5		
vs Oklahoma	12/29/11	*	32	1-3	.333	0-0	.000	0-0	.000	1	1	2	5.2	5	0	1	0	0	2	5.2		
at Pittsburgh	01/01/12	*	13	3-9	.333	0-1	.000	0-0	.000	3	4	7	5.4	4	1	3	3	2	6	5.2		
NOTRE DAME	01/04/12	*	23	1-4	.250	0-2	.000	3-4	.750	2	5	7	5.2	2	0	1	0	0	5	5.2		
ST. JOHN'S	01/07/12	*	21	2-3	.667	0-0	.000	0-0	.000	1	0	1	5.5	4	2	1	1	1	4	5.1		
at Georgetown	01/09/12		26	2-3	.667	0-1	.000	3-4	.750	0	0	0	4.9	4	0	1	0	1	7	5.2		
VILLANOVA	01/14/12	*	26	4-6	.667	0-0	.000	0-0	.000	1	2	3	4.8	4	3	0	2	2	8	5.5		
at Connecticut	1/18/12	*	19	0-1	.000	0-0	.000	0-0	.000	3	1	4	4.7	4	1	0	1	1	0	5.1		
at West Virginia	1/21/12	*	25	3-5	.600	0-0	.000	0-0	.000	2	1	3	4.7	4	3	0	0	0	6	5.2		
SYRACUSE	01/23/12	*	27	2-7	.286	0-0	.000	0-0	.000	2	0	2	4.5	2	3	4	1	1	4	5.1		
at Rutgers	01/28/12	*	17	0-3	.000	0-0	.000	0-2	.000	1	2	3	4.5	4	2	2	1	2	0	4.9		
DEPAUL	02/04/12		23	5-5	1.000	0-0	.000	4-8	.500	2	2	4	4.4	2	1	0	2	2	14	5.3		
at St. John's	2/8/12		6	1-3	.333	0-0	.000	1-2	.500	1	0	1	4.3	0	0	0	1	0	3	5.2		
at Marquette	2/11/12		16	4-8	.500	0-0	.000	2-2	1.000	5	3	8	4.4	4	0	4	1	1	10	5.4		
PROVIDENCE	2/15/12		12	4-4	1.000	0-0	.000	0-0	.000	3	1	4	4.4	2	1	0	0	0	8	5.5		
SETON HALL	02/18/12		18	1-4	.250	0-0	.000	0-0	.000	1	1	2	4.3	3	4	2	0	0	2	5.3		
LOUISVILLE	02/23/12		20	0-2	.000	0-0	.000	2-4	.500	2	4	6	4.3	4	3	0	0	1	1	2	5.2	
at USF	2/26/12		26	3-6	.500	0-0	.000	2-2	1.000	4	3	7	4.5	3	0	2	1	2	8	5.3		
MARQUETTE	02/29/12		13	3-3	1.000	0-0	.000	0-0	.000	2	2	4	4.5	2	0	0	1	7	6	5.3		
at Villanova	03/03/12	*	17	3-6	.500	0-0	.000	0-1	.000	1	0	1	4.4	5	0	2	0	0	6	5.4		
vs GEORGETOWN	3/8/12		21	1-3	.333	0-0	.000	3-4	.750	3	0	3	4.3	1	2	3	1	0	5	5.3		
vs Syracuse	3/9/12		16	2-4	.500	0-0	.000	0-2	.000	4	0	4	4.3	4	2	2	3	0	4	5.3		
vs Louisville	3/10/12		28	0-2	.000	0-0	.000	0-0	.000	0	4	4	4.3	3	0	2	6	1	0	5.1		
vs Texas	3/16/12		14	1-3	.333	0-0	.000	0-2	.000	2	2	4	4.3	4	0	0	0	0	2	5.1		
vs Florida State	3/18/12		15	1-1	1.000	0-0	.000	1-2	.500	0	0	0	4.2	4	1	1	2	1	3	5.0		
vs Ohio State	3/22/12		20	4-5	.800	0-0	.000	0-0	.000	3	3	6	4.2	5	0	4	4	0	8	5.1		
Totals			20	780	77-148	.520	0-7	.000	34-65	.523	72	72	84	156	42	116	39	55	61	33	188	5.1



TROY CAUPAIN

FR. • G • 6-3 • 200
MIDLOTHIAN, VA.
COSBY HIGH SCHOOL

10

2013-14 (Freshman): Dished out a team-high four assists and scored seven points at Rutgers (3/8) ... Scored six points, including connecting on all four foul shots, against Louisville (2/22) ... Handed out six assists, while scoring five points of his own, at UCF (2/19) ... Dished out nine assists and scored eight points of his own at Temple (1/26) ... Grabbed a team-high six rebounds, while also scoring five points, at USF (1/18) ... Dished out five assists while scoring two points of his own against Temple (1/14) ... Scored 14 points in win over Rutgers (1/11) ... Had seven points, five assists and three steals at Memphis (1/4) ... Scored seven points in his conference debut versus SMU (1/1) ... Posted five points, four rebounds, three assists and two steals versus Nebraska (12/28) ... Scored 10 points and added three assists against Chicago State (12/23) ... Recorded four points, five rebounds and four assists versus Middle Tennessee (12/21) ... Had five points and four rebounds against Xavier (12/14) ... Scored 11 points with a pair of steals at New Mexico (12/7) ... Poured in 15 points on three 3-pointers and six-for-six from the line against USC Upstate (12/2), while also handing out five assists ... Went 5-of-7 from the line and scored seven off the bench versus UMass Lowell (11/26) ... Scored a team-high 13 points off the bench against Appalachian State (11/16) on 5-of-6 from the floor, while dishing out four assists ... Had five points, all from the foul line, versus NC State (11/12).

Prior to Cincinnati: Played three seasons at Cosby High School in Midlothian, Va., where he finished as the school's leader in career rebounds (347) and assists (230) while ranking second in career points (1,449) ... Averaged 26.0 points, 15.1 rebounds and 3.5 assists during his senior season, helping the Titans to a 26-6 record and a district championship ... Scored a career-high 48 points against Matoaca High School as a senior ... Named a two-time Dominican District player of the year ... Tabbed the Central Region player of the year and earned first team all-state honors ... Named a Top 50 shooting guard by 247Sports.com ... coached by Ron Carr.

Personal: Troy Caupain ... born Nov. 29, 1995 in New York, N.Y. ... son of Renee and Troy Caupain Sr. ... majoring in communications.

CAUPAIN'S SEASON & CAREER HIGHS

2013-14 Season		Career
15 vs. USC Upstate, 12/2/13	Pts	15 vs. USC Upstate, 12/2/13
8, 2x (last vs. Xavier, 12/14/13)	FG Atts	8, 2x (last vs. Xavier, 12/14/13)
5, 2x (last vs. Rutgers 1/11/14)	FG Made	5, 2x (last vs. Rutgers 1/11/14)
5 vs. USC Upstate, 12/2/13	3PT-FG Atts	5 vs. USC Upstate, 12/2/13
3 vs. USC Upstate, 12/2/13	3PT-FG Made	3 vs. USC Upstate, 12/2/13
6 at USF, 1/18/14	Rebs	6 at USF, 1/18/14
9 at Temple, 1/26/14	Assts	9 at Temple, 1/26/14
3 at Memphis, 1/4/14	Stls	3 at Memphis, 1/4/14
1, 2x (last vs. UCF, 3/13/14)	Blks	1, 2x (last vs. UCF, 3/13/14)
26 vs. App State, 11/16/13	Mins	26 vs. App State, 11/16/13

CAUPAIN'S MISCELLANEOUS STATISTICS

Category	2013-14	Career
Double-Figure Scoring Games	5	5
Double-Figure Rebounding Games	0	0
Double-Double Games	0	0
20-Point Scoring Games	0	0
Games Led UC in Scoring	1	1
Games Led UC in Rebounding	1	1
Games Led UC in Assists	9	9
Games With 3+ Assists	11	11
Games With 3+ Blocks	0	0
Games With 3+ Steals	1	1
Games With 3+ Three-Pointers	1	1


GAME-BY-GAME STATISTICS

2013-14 (FRESHMAN SEASON)

Opponent	Date	gs	min	Total		3-Pointers		Free throws		Rebounds													
				fg-fgA	pct	3fg-3fgA	pct	ft-ftA	pct	off	def	tot	avg	pf	a	t/o	blk	stl	pts	avg			
NORTH CAROLINA CENT	11/08/13	13	0-3	.000	0-1	.000	2-2	1.000	0	2	2	2.0	0	2	1	0	0	2	2.0	0	2	2.0	
NC STATE	11/12/13	19	0-3	.000	0-0	.000	5-6	.833	1	3	4	3.0	3	0	1	0	0	5	3.5	0	0	3.5	
APPALACHIAN ST.	11/16/13	26	5-6	.833	0-1	.000	3-3	1.000	1	3	4	3.3	2	4	2	0	1	13	6.7	0	1	13.0	
CAMPBELL	11/20/13	14	0-2	.000	0-0	.000	1-2	.500	0	1	1	2.8	0	1	0	0	0	1	1	5.3	0	1	5.3
UMASS LOWELL	11/26/13	20	1-4	.250	0-1	.000	5-7	.714	2	1	3	2.8	1	1	2	0	2	7	5.6	0	1	5.6	
KENNESAW ST.	11/29/13	19	2-4	.500	0-0	.000	2-2	1.000	2	1	3	2.8	1	2	2	1	2	6	5.7	0	1	5.7	
USC UPSTATE	12/03/13	21	3-8	.375	3-5	.600	6-6	1.000	0	2	2	2.7	0	5	1	0	1	15	7.0	0	1	15.0	
at New Mexico	12/07/13	21	4-7	.571	1-2	.500	2-2	1.000	0	0	0	2.4	1	1	1	0	2	11	7.5	0	1	11.0	
vs Xavier	12/14/13	25	2-8	.250	1-3	.333	0-1	.000	1	3	4	2.6	4	0	1	0	2	5	7.2	0	1	7.2	
vs Pittsburgh	12/17/13	18	1-1	1.000	1-1	1.000	1-2	.500	0	2	2	2.5	2	2	3	0	0	4	6.9	0	0	6.9	
MIDDLE TENNESSEE	12/21/13	19	1-2	.500	1-2	.500	1-2	.500	0	5	5	2.7	2	4	1	0	0	4	6.6	0	0	6.6	
CHICAGO STATE	12/23/13	16	4-7	.571	2-4	.500	0-0	.000	0	4	4	2.8	3	3	0	0	1	10	6.9	0	0	6.9	
NEBRASKA	12/28/13	24	2-5	.400	0-1	.000	1-2	.500	0	4	4	2.9	3	3	0	0	2	5	6.8	0	0	6.8	
SMU	1/1/14	24	2-5	.400	1-2	.500	2-2	1.000	0	1	1	2.8	1	2	0	0	1	7	6.8	0	0	6.8	
at Memphis	1/4/14	19	3-6	.500	1-2	.500	0-0	.000	0	3	3	2.8	1	5	1	0	3	7	6.8	0	0	6.8	
at Houston	1/7/14	22	2-6	.333	1-2	.500	1-3	.333	2	0	2	2.8	1	1	0	0	2	6	6.8	0	0	6.8	
RUTGERS	1/11/14	23	5-6	.833	2-3	.667	2-5	.400	0	2	2	2.7	3	1	4	0	0	14	7.2	0	0	7.2	
TEMPLE	1/14/14	17	0-3	.000	0-2	.000	2-2	1.000	0	0	0	2.6	3	5	0	0	1	2	6.9	0	0	6.9	
at USF	1/18/14	18	1-5	.200	1-3	.333	2-2	1.000	0	6	6	2.7	1	2	2	0	0	5	6.8	0	0	6.8	
UCF	1/23/14	23	2-7	.286	1-3	.333	1-2	.500	0	2	2	2.7	2	0	1	0	0	6	6.8	0	0	6.8	
at Temple	01/26/14	24	3-5	.600	0-2	.000	2-2	1.000	0	1	1	2.6	1	9	2	0	1	8	6.8	0	0	6.8	
at Louisville	1/30/14	22	0-5	.000	0-1	.000	0-0	.000	1	2	3	2.6	0	1	2	0	0	0	6.5	0	0	6.5	
USF	2/2/14	17	0-2	.000	0-1	.000	0-0	.000	0	2	2	2.6	0	2	0	0	1	0	6.2	0	0	6.2	
UCONN	2/6/14	12	1-3	.333	0-1	.000	0-0	.000	0	0	0	2.5	0	2	3	0	2	2	6.0	0	0	6.0	
at SMU	02/08/14	16	0-4	.000	0-4	.000	1-2	.500	0	1	1	2.4	3	2	2	0	0	1	5.8	0	0	5.8	
HOUSTON	2/15/14	12	0-3	.000	0-1	.000	2-2	1.000	1	2	3	2.5	2	0	0	0	1	2	5.7	0	0	5.7	
at UCF	2/19/14	19	2-2	1.000	1-1	1.000	0-0	.000	1	0	1	2.4	0	6	0	0	1	5	5.7	0	0	5.7	
LOUISVILLE	2/22/14	18	1-2	.500	0-0	.000	4-4	1.000	0	2	2	2.4	2	1	0	0	0	6	5.7	0	0	5.7	
at UConn	3/1/14	13	1-3	.333	1-3	.333	0-0	.000	0	1	1	2.3	0	0	3	0	0	3	5.6	0	0	5.6	
MEMPHIS	03/06/14	23	0-2	.000	0-2	.000	6-7	.857	0	4	4	2.4	2	2	1	0	1	6	5.6	0	0	5.6	
at Rutgers	03/08/14	18	3-4	.750	1-1	1.000	0-0	.000	0	2	2	2.4	0	4	1	0	0	7	5.6	0	0	5.6	
vs UCF	3/13/14	24	1-4	.250	0-1	.000	2-2	1.000	0	3	3	2.4	2	3	0	1	0	4	5.6	0	0	5.6	
vs UConn	3/14/14	8	1-3	.333	0-1	.000	0-0	.000	1	0	1	2.4	3	0	2	0	1	2	5.5	0	0	5.5	
Totals		0	627	53-139	.381	19-57	.333	56-72	.778	13	65	78	2.4	49	76	42	2	29	181	5.5	0	0	5.5

CAUPAIN'S CAREER STATISTICS

Season	gp-gs	min/avg	Total fg-fga	pct	3-Point fg-fga	pct	F-Throws ft-fa	pct	Rebounds off	def	tot	avg	pf	fo	ast	to	blk	stl	Scoring pts	avg
2013-14	33-0	627/19.0	53-139	.381	19-57	.333	56-72	.778	13	65	78	2.4	49	0	76	42	2	29	181	5.5
TOTAL	33-0	627/19.0	53-139	.381	19-57	.333	56-72	.778	13	65	78	2.4	49	0	76	42	2	29	181	5.5



JERMAINE LAWRENCE

FR. • F • 6-9 • 205

SPRINGFIELD GARDENS, N.Y.

POPE JOHN XXIII HIGH SCHOOL (N.J.)

11

2012-13 (Freshman): Scored five points at Rutgers (3/8) ... Grabbed five rebounds at UConn (3/1), adding three points ... Pulled down five rebounds at UCF (2/19) ... Saw 20 minutes of playing time against Houston (2/15), the most since returning from injury ... Returned to action versus UConn (2/6) for the first time since the first half at Memphis (1/4) due to a toe injury ... Posted a team-high six first-half points at Memphis (1/4) ... Had six points and three rebounds versus Nebraska (12/28) ... Grabbed five rebounds against Chicago State (12/23), adding two points and three assists ... Posted nine points and four rebounds against Kennesaw State (11/29) ... Scored eight points and grabbed eight rebounds versus Campbell (11/20) ... Pulled down six rebounds off the bench against Appalachian State (11/16) ... Grabbed eight rebounds against NC State (11/12).

Prior to Cincinnati: Averaged 18.8 points, 13.0 rebounds and 6.4 blocks during his junior season at Pope John XXIII in Sparta, N.J. ... registered seven double-doubles and two triple-doubles, including 25 points, 15 rebounds and 15 blocks in the county championship game as a junior

... averaged 13.3 points and 7.5 rebounds with a pair of double-doubles in 11 games during an injury-shortened senior campaign ... listed among the nation's top overall prospects according to multiple recruiting services, including Scout.com (19th), 247Sports.com (23rd), ESPN.com (25th) and Rivals.com (26th) ... tabbed a five-star prospect by Scout.com, Rivals.com and 247Sports.com ... ranked as the No. 2 overall prospect from New York by ESPN.com.

Personal: Jermaine Jerome Lawrence ... born Feb. 3, 1995 in Queens, New York ... son of Marcia and Christopher Lawrence ... has one sister (Joenielle) and one brother (Jason) ... majoring in communications.

LAWRENCE'S SEASON & CAREER HIGHS

2013-14 Season

9 vs. Kennesaw State, 11/29/13	Pts	9 vs. Kennesaw State, 11/29/13
8 vs. Kennesaw State, 11/29/13	FG Atts	8 vs. Kennesaw State, 11/29/13
4, 2x (last vs. Kennesaw State, 11/29/13)	FG Made	4, 2x (last vs. Kennesaw State, 11/29/13)
0	3PT-FG Atts	0
0	3PT-FG Made	0
8 vs. NC State, 11/12/13	Rebs	8 vs. NC State, 11/12/13
3 vs. Chicago State, 12/23/13	Assts	3 vs. Chicago State, 12/23/13
2, 2x (last vs. UMass Lowell, 11/26/13)	Stls	2, 2x (last vs. UMass Lowell, 11/26/13)
2, 4x (last vs. Louisville, 2/22/14)	Blks	2, 4x (last vs. Louisville, 2/22/14)
23 vs. Kennesaw State, 11/29/13	Mins	23 vs. Kennesaw State, 11/29/13

Career

LAWRENCE'S MISCELLANEOUS STATISTICS

Category	2013-14	Career
Double-Figure Scoring Games	0	0
Double-Figure Rebounding Games	0	0
Double-Double Games	0	0
20-Point Scoring Games	0	0
Games Led UC in Scoring	0	0
Games Led UC in Rebounding	0	0
Games Led UC in Assists	0	0
Games With 3+ Assists	1	1
Games With 3+ Blocks	0	0
Games With 3+ Steals	0	0
Games With 3+ Three-Pointers	0	0


GAME-BY-GAME STATISTICS

2013-14 (FRESHMAN SEASON)

Opponent	Date	gs	min	Total		3-Pointers		Free throws		Rebounds												
				fg-fga	pct	3fg-fga	pct	ft-fa	pct	off	def	tot	avg	pf	a	t/o	blk	stl	pts	avg		
NORTH CAROLINA CENT	11/08/13	17	14	250	0-0	.000	4-5	.800	1	1	2	2.0	3	1	0	2	6	6.0				
NC STATE	11/12/13	16	24	500	0-0	.000	0-0	.000	3	5	8	5.0	2	0	1	1	0	4	5.0			
APPALACHIAN ST.	11/16/13	22	26	333	0-0	.000	1-3	.333	0	6	6	5.3	0	2	3	1	0	5	5.0			
CAMPBELL	11/20/13	18	44	1,000	0-0	.000	0-2	.000	3	2	5	5.3	0	1	3	2	1	8	5.8			
UMASS LOWELL	11/26/13	13	15	200	0-0	.000	0-0	.000	0	1	1	4.4	5	0	3	0	2	2	5.0			
KENNESAW ST.	11/29/13	23	48	500	0-0	.000	1-2	.500	3	1	4	4.3	4	1	2	0	0	9	5.7			
USC UPSTATE	12/03/13	22	12	500	0-0	.000	0-2	.000	1	3	4	4.3	3	1	1	2	1	2	5.1			
at New Mexico	12/07/13	13	14	250	0-0	.000	0-0	.000	2	0	2	4.0	4	0	0	0	0	2	4.8			
vs Xavier	12/14/13	21	13	333	0-0	.000	1-2	.500	0	2	2	3.8	2	1	0	0	0	3	4.6			
vs Pittsburgh	12/17/13	15	25	400	0-0	.000	0-0	.000	1	0	1	3.5	2	1	0	0	0	4	4.5			
MIDDLE TENNESSEE	12/21/13	17	14	250	0-0	.000	2-2	1.000	0	3	3	3.5	5	0	2	1	0	4	4.5			
CHICAGO STATE	12/23/13	21	15	200	0-0	.000	0-0	.000	3	2	5	3.6	2	3	0	1	0	2	4.3			
NEBRASKA	12/28/13	14	35	600	0-0	.000	0-0	.000	3	0	3	3.5	1	0	1	1	0	6	4.4			
SMU	1/1/14	15	03	.000	0-0	.000	0-2	.000	2	1	3	3.5	2	0	1	1	1	0	4.1			
at Memphis	1/4/14	11	26	333	0-0	.000	2-2	1.000	1	0	1	3.3	0	0	0	0	0	6	4.2			
UCONN	2/6/14	9	0-1	.000	0-0	.000	1-2	.500	1	0	1	3.2	2	0	0	1	0	1	4.0			
at SMU	02/08/14	13	0-0	.000	0-0	.000	0-1	.000	0	1	1	3.1	3	1	2	1	0	0	3.8			
HOUSTON	2/15/14	20	0-2	.000	0-0	.000	0-0	.000	1	1	2	3.0	0	0	0	0	0	0	3.6			
at UCF	2/19/14	21	0-4	.000	0-0	.000	1-2	.500	1	4	5	3.1	2	0	0	2	0	1	3.4			
LOUISVILLE	2/22/14	14	1-3	.333	0-0	.000	1-2	.500	2	2	4	3.2	1	1	0	2	0	3	3.4			
at UConn	3/1/14	12	0-2	.000	0-0	.000	0-0	.000	0	5	5	3.2	4	0	2	0	0	0	3.2			
MEMPHIS	03/06/14	8	0-0	.000	0-0	.000	0-2	.000	1	2	3	3.2	0	0	1	0	0	0	3.1			
at Rutgers	03/08/14	15	1-2	.500	0-0	.000	1-1	1.000	2	0	2	3.2	5	0	3	0	0	3	3.1			
vs UCF	3/13/14	12	0-1	.000	0-0	.000	0-0	.000	0	0	0	3.0	4	0	1	0	0	0	3.0			
vs UConn	3/14/14	3	0-0	.000	0-0	.000	1-2	.500	0	0	0	2.9	0	0	0	0	0	0	1	2.9		
Totals		0	385	28-83	.337	0-0	.000	16-34	.471	31	42	73	2.9	56	13	26	16	7	72	2.9		

LAWRENCE'S CAREER STATISTICS

			Total		3-Point		F-Throws			Rebounds											Scoring	
Season	gp-gs	min/avg	fg-fga	pct	fg-fga	pct	ft-fa	pct	off	def	tot	avg	pf	fo	ast	to	blk	stl	pts	avg		
2013-14	25-0	385/15.4	28-83	.337	0-0	.000	16-34	.471	31	42	73	2.9	56	3	13	26	16	7	72	2.9		
TOTAL	25-0	385/15.4	28-83	.337	0-0	.000	16-34	.471	31	42	73	2.9	56	3	13	26	16	7	72	2.9		



GE'LAWN GUYN

JR. • G • 6-2 • 185

LEXINGTON, KY.

SOUTH KENT PREP (CONN.)

14

Pronunciation: JEE-lawn Gwyn

2013-14 Season (Junior): Drilled consecutive three-pointers in the final three minutes to help pull away from Houston (2/15), scoring eight total points ... Had seven points, five rebounds and four assists against UConn (2/6) ... Posted eight points while grabbing three boards against USF (2/2) ... Scored six points on 2-of-3 from three-point range at Louisville (1/30) ... Recorded five points, four rebounds and three steals against UCF (1/23) ... Scored eight points and grabbed three rebounds at USF (1/18) ... Had seven points and four rebounds at Houston (1/7) ... Recorded 10 points, four rebounds and three assists against Chicago State (12/23) ... Posted 15 points, including 3-of-4 from beyond the arc, against USC Upstate (12/2) ... Scored 10 points against UMass Lowell (11/26) ... Made his first career start, posting six points with three assists in 23 minutes against NC Central (11/8).

2012-13 Season (Sophomore): Played in a career-high 33 games without a start, averaging 10.2 minutes ... shot 15 of 18 (83.3 percent) from the free-throw line ... scored a season-high eight points and grabbed four rebounds against North Carolina A&T (11/18) ... had six points to go with three steals and three assists against Arkansas-Little Rock (12/6) ... played a career-high 30 minutes against Marquette (1/19) ... made a three-pointer in six of the last seven regular-season games.

2011-12 Season (Freshman): Played in 32 games without a start, averaging 10.1 minutes ... scored a season-high 11 points on 4-of-6 shooting with two three-pointers to go with a season-high four rebounds and a season-high seven assists in 19 minutes against Chicago State (12/23) ... swiped 12 of 18 steals on the season during conference play ... netted 10 points on 3-of-4 shooting with two three-pointers against Northwestern State (11/21) ... tallied eight points with two steals against Arkansas-Pine Bluff (12/21) ... sat out three games after suffering a head injury at Georgetown (1/9) ... scored a conference-play season-high six points on 3-of-5 shooting at Marquette (2/11).

Prior to Cincinnati: Averaged 16 points, six rebounds and nine assists during his one season at South Kent Prep (2010-11) ... averaged nearly 16 points as a senior while helping Scott County High School (Ky.) to a 30-8 record and the state championship semifinals (2009-10) ... ranked among the Top 50 shooting guards in the nation by Scout.com ... listed as a three-star prospect by Scout.com and Rivals.com ... chose to attend Cincinnati over Baylor, Dayton, Iowa State, Providence, Rutgers and South Florida.

Personal: Ge'Lawn Rakeem Guyn ... born Nov. 24, 1990 in Lexington, Ky. ... son of Rebecca and George Guyn ... has five brothers: Algernon Aderson, General Guyn, Elishawn Guyn, Octavie Guyn and Jameal Withrow and a sister, Tereka Guyn ... majoring in criminal justice.

GUYN'S SEASON & CAREER HIGHS

2013-14 Season		Career
15 vs. USC Upstate, 12/2/13	Pts	15 vs. USC Upstate, 12/2/13
10 vs. Chicago State, 12/23/13	FG Atts	10 vs. Chicago State, 12/23/13
4, 2x (last vs. Chicago State, 12/23/13)	FG Made	4, 2x (last vs. Chicago State, 12/23/13)
7 at Houston, 1/7/14	3PT-FG Atts	7 at Houston, 1/7/14
3 vs. USC Upstate, 12/2/13	3PT-FG Made	3 vs. USC Upstate, 12/2/13
5 vs. UConn, 2/6/14	Rebs	5 vs. UConn, 2/6/14
4 vs. UConn, 2/6/14	Assts	7 vs. Chicago State, 12/23/11
3 vs. UCF, 1/23/14	Stls	3, 2x (last vs. UCF, 1/23/14)
1, 6x (last vs. Memphis, 3/6/14)	Blks	2 vs. UT Martin, 11/11/12
28 vs. UConn, 2/6/14	Mins	30 vs. Marquette, 1/19/13

GUYN'S MISCELLANEOUS STATISTICS

Category	2013-14	Career
Double-Figure Scoring Games	3	4
Double-Figure Rebounding Games	0	0
Double-Double Games	0	0
20-Point Scoring Games	0	0
Games Led UC in Scoring	0	0
Games Led UC in Rebounding	0	0
Games Led UC in Assists	0	1
Games With 3+ Assists	3	4
Games With 3+ Blocks	0	0
Games With 3+ Steals	1	2
Games With 3+ Three-Pointers	1	1

GAME-BY-GAME STATISTICS

2013-14 (JUNIOR SEASON)

Opponent	Date	gs	min	Total		3-Pointers		Free throws		Rebounds											
				f/pts	pct	f/pts	pct	f/pts	pct	off	def	tot	avg	pf	a	to	blk	stl	pts	avg	
NORTH CAROLINA CENT	11/08/13	*	23	2-7	286	2-4	500	0-0	0.000	0	1	1	1	0	3	0	0	0	4	6.0	
NC STATE	11/12/13	*	25	2-6	333	0-1	0.000	0-2	0.000	1	1	1	1	0	3	2	1	0	0	5.0	
APPALACHIAN ST.	11/16/13	*	3	1-2	500	0-0	0.000	0-0	0.000	0	1	1	1	0	2	0	0	0	0	2.40	
CAMPBELL	11/20/13	*	20	2-5	400	1-3	333	1-2	500	1	1	2	1	3	2	1	2	0	1	6.45	
UMASS LOWELL	11/26/13	*	18	3-7	429	1-5	200	3-4	750	0	3	3	1	6	1	0	1	0	10	5.56	
KENNESAW ST.	11/29/13	*	21	4-7	571	0-2	0.000	0-1	0.000	1	1	2	1	7	2	2	0	0	8	6.0	
USC UPSTATE	12/03/13	*	19	3-4	750	3-4	750	6-8	750	0	2	2	1	7	1	1	1	0	0	15.73	
at New Mexico	12/07/13	*	20	0-6	0.000	0-4	0.000	0-0	0.000	1	2	3	1	9	2	0	3	0	0	6.4	
vs Xavier	12/14/13	*	10	0-2	0.000	0-1	0.000	0-0	0.000	0	0	0	0	1	7	1	0	1	0	5.7	
vs Pittsburgh	12/17/13	*	22	2-6	333	1-2	500	0-0	0.000	0	0	0	0	1	5	2	0	0	0	5.6	
MIDDLE TENNESSEE	12/21/13	*	19	0-5	0.000	0-3	0.000	0-0	0.000	0	1	1	1	5	4	2	0	0	0	5.1	
CHICAGO STATE	12/23/13	*	20	4-10	400	2-5	400	0-0	0.000	1	3	4	1	7	1	3	1	0	1	10.55	
NEBRASKA	12/28/13	*	8	0-0	0.000	0-0	0.000	0-0	0.000	0	0	0	0	1	5	2	0	2	0	0	5.1
SMU	1/1/14	*	14	1-5	200	0-2	0.000	0-0	0.000	1	1	2	1	6	1	0	1	0	1	2.49	
at Memphis	1/4/14	*	15	1-3	333	1-2	500	0-0	0.000	0	2	2	1	6	0	0	2	0	0	3.47	
at Houston	1/7/14	*	17	2-8	250	2-7	286	1-2	500	1	3	4	1	8	0	1	1	0	0	7.49	
RUTGERS	1/11/14	*	11	0-1	0.000	0-1	0.000	0-0	0.000	0	1	1	1	7	2	0	0	0	0	0.46	
TEMPLE	1/14/14	*	20	1-8	125	0-4	0.000	0-0	0.000	1	1	2	1	7	1	1	0	0	1	2.44	
at USF	1/18/14	*	22	3-4	750	2-3	667	0-0	0.000	0	3	3	1	8	3	0	0	0	1	8.46	
UCF	1/23/14	*	20	2-6	333	1-5	200	0-0	0.000	1	3	4	1	9	1	1	1	0	3	5.47	
at Temple	01/26/14	*	22	1-4	250	1-2	500	0-0	0.000	0	2	2	1	9	2	2	1	1	2	3.46	
at Louisville	1/30/14	*	20	2-3	667	2-3	667	0-0	0.000	0	2	2	1	9	2	1	1	0	1	6.46	
USF	2/2/14	*	21	3-6	500	2-4	500	0-0	0.000	1	2	3	2	0	2	0	1	1	1	8.48	
UConn	2/6/14	*	28	3-9	333	1-4	250	0-0	0.000	0	5	5	2	2	1	2	4	1	1	2.749	
at SMU	02/08/14	*	25	1-5	200	0-3	0.000	0-0	0.000	2	0	2	1	4	0	2	0	2	2	2.48	
HOUSTON	2/15/14	*	26	3-7	429	2-4	500	0-1	0.000	1	2	3	2	1	1	1	1	0	1	8.49	
at UCF	2/19/14	*	13	2-4	500	1-2	500	0-0	0.000	1	2	3	2	1	2	1	1	0	0	5.49	
LOUISVILLE	2/22/14	*	22	1-4	250	1-3	333	0-0	0.000	0	2	2	1	4	0	4	1	0	3	3.48	
at UConn	3/1/14	*	27	2-5	400	2-4	500	0-0	0.000	1	1	2	2	1	2	1	1	0	2	6.49	
MEMPHIS	03/06/14	*	22	1-3	333	0-1	0.000	2-4	500	0	1	1	2	1	4	1	0	1	1	4.48	
at Rutgers	03/08/14	*	19	1-3	333	1-2	500	0-0	0.000	0	2	2	1	1	2	0	0	0	0	3.48	
vs UCF	3/13/14	*	16	0-2	0.000	0-1	0.000	0-0	0.000	0	1	1	2	1	2	2	1	0	0	0.46	
vs UConn	3/14/14	*	22	1-5	200	0-1	0.000	1-2	500	0	1	1	2	0	1	2	0	2	0	3.46	
Totals		33	630	54-162	333	29-92	315	14-26	538	15	52	67	20	63	32	35	6	22	151	4.6	

GUYN'S CAREER STATISTICS

			Total		3-Point		F-Throws		Rebounds										Scoring	
Season	gp-gs	min/avg	fg-fga	pct	fg-fga	pct	ft-fta	pct	off	def	tot	avg	pf	fo	ast	to	blk	stl	pts	avg
2011-12	32-0	322/10.1	27-69	.391	9-33	.273	9-14	.643	5	21	26	0.8	36	0	20	19	0	18	72	2.3
2012-13	33-0	335/10.2	27-73	.370	11-38	.289	15-18	.833	2	24	26	0.8	44	0	14	18	5	11	80	2.4
2013-14	33-33	630/19.1	54-162	.333	29-92	.315	14-26	.538	15	52	67	2.0	63	0	32	35	6	22	151	4.6
TOTAL	98-33	1287/13.1	108-304	.355	49-163	.301	38-58	.655	22	97	119	1.2	143	0	66	72	11	51	303	3.1

PLAYER GAME-BY-GAME STATISTICS


14 - GE'LAWN GUYN • G • 6-2 • 185 • JR. • LEXINGTON, KY.

2012-13 (SOPHOMORE SEASON)

Opponent	Date	gs	min	Total		3-Pointers		Free throws		Rebounds			pf	a	t/o	blk	stl	pts	avg	
				fg-fga	pct	3fg-fga	pct	ft-fa	pct	off	def	tot								
UT MARTIN	11/11/12	17	1-2	.500	1-1	1.000	1-2	.500	0	2	2	2.0	3	1	1	2	0	4	4.0	
MISS. VALLEY ST.	11/13/12	20	1-2	.500	0-0	.000	2-2	1.000	0	1	1	1.5	3	1	1	0	1	4	4.0	
NORTH CAROLINA A&T	11/18/12	17	3-5	.600	1-2	.500	1-1	1.000	0	4	4	2.3	1	1	1	0	1	8	5.3	
CAMPBELL	11/20/12	8	2-3	.667	0-0	.000	1-2	.500	0	1	2.0	0	0	1	0	0	0	5	5.3	
vs Iowa State	11/23/12	12	1-2	.500	1-2	.500	0-0	.000	0	0	1.6	1	0	1	0	0	0	3	4.8	
vs Oregon	11/24/12	13	0-2	.000	0-1	.000	0-0	.000	0	0	1.3	1	2	0	0	0	0	0	4.0	
ALABAMA	12/01/12	12	1-2	.500	0-0	.000	0-0	.000	0	1	1.3	3	0	0	0	1	2	3.7		
UALR	12/6/12	18	2-4	.500	1-3	.333	1-1	1.000	0	1	1.3	2	3	3	0	3	6	4.0		
UMES	12/8/12	14	0-4	.000	0-3	.000	0-0	.000	0	1	1.2	3	0	2	0	0	0	0	3.6	
at Marshall	12/15/12	6	0-1	.000	0-1	.000	0-0	.000	0	0	1.1	0	0	0	0	0	0	0	3.2	
vs Xavier	12/19/12	5	1-2	.500	0-1	.000	0-0	.000	0	0	1.0	1	0	0	0	0	0	2	3.1	
WRIGHT STATE	12/22/12	9	0-2	.000	0-1	.000	0-0	.000	0	1	1.0	0	1	0	0	1	0	0	2.8	
NEW MEXICO	12/27/12	4	0-0	.000	0-0	.000	0-0	.000	0	0	0.9	0	0	0	0	0	0	0	2.6	
at PITT	12/31/12	10	0-1	.000	0-1	.000	0-0	.000	0	0	0.9	2	0	0	0	0	0	0	2.4	
NOTRE DAME	1/7/13	7	1-3	.333	1-2	.500	0-0	.000	1	0	0.9	1	0	0	0	0	0	3	2.5	
at Rutgers	1/12/13	8	0-0	.000	0-0	.000	0-0	.000	0	0	0.8	2	1	0	0	0	0	0	2.3	
at DePaul	01-15-13	14	2-3	.667	0-0	.000	3-4	.750	0	2	0.9	3	0	2	0	0	0	7	2.6	
MARQUETTE	1/19/13	30	0-4	.000	0-2	.000	2-2	1.000	0	2	0.9	3	2	0	0	1	2	2	2.6	
at Syracuse	1/21/13	9	0-1	.000	0-1	.000	0-0	.000	0	1	0.9	0	0	1	0	0	0	0	2.4	
RUTGERS	1/30/13	16	1-3	.333	0-2	.000	3-3	1.000	0	0	0.9	1	0	1	0	0	0	5	2.6	
at Seton Hall	2/2/13	5	0-1	.000	0-1	.000	0-0	.000	0	1	0.9	1	0	1	0	1	0	0	2.4	
at Providence College	2/6/13	4	0-0	.000	0-0	.000	0-0	.000	0	0	0.9	0	0	0	0	0	0	0	2.3	
PITT	2/9/13	6	1-2	.500	0-0	.000	1-1	1.000	0	1	0.9	0	0	0	1	0	3	2.3		
VILLANOVA	2/12/13	7	2-3	.667	1-2	.500	0-0	.000	0	0	0.8	0	1	0	0	0	0	5	2.5	
GEORGETOWN	2/15/13	2	0-2	.000	0-1	.000	0-0	.000	0	1	0.8	1	0	2	0	0	0	0	2.4	
at UCONN	2/21/13	11	2-7	.286	1-4	.250	0-0	.000	0	1	0.8	1	0	0	0	1	0	5	2.5	
at Notre Dame	2-24-13	12	1-3	.333	1-2	.500	0-0	.000	0	2	0.9	1	0	0	0	0	0	3	2.5	
UCONN	03/02/13	8	1-3	.333	1-2	.500	0-0	.000	0	1	0.9	3	0	0	0	0	0	3	2.5	
at LOUISVILLE	3/4/13	8	1-1	1.000	1-1	1.000	0-0	.000	0	0	0.9	1	0	1	0	2	3	2.5		
USF	3/9/13	10	1-2	.500	1-1	1.000	0-0	.000	0	0	0.8	0	0	0	0	1	0	3	2.5	
vs Providence	3/13/13	4	1-1	1.000	0-0	.000	0-0	.000	1	0	0.8	4	0	0	0	0	0	2	2.5	
vs Georgetown	3/14/13	6	0-0	.000	0-0	.000	0-0	.000	0	0	0.8	1	1	0	0	0	0	0	2.4	
vs Creighton	3/22/13	3	1-2	.500	0-1	.000	0-0	.000	0	0	0.8	1	0	0	0	0	0	0	2.4	
Totals		0	335	27-73	.370	11-38	.289	15-18	.833	2	24	26	0.8	44	14	18	5	11	80	2.4

2011-12 (FRESHMAN SEASON)

Opponent	Date	gs	min	Total		3-Pointers		Free throws		Rebounds			pf	a	t/o	blk	stl	pts	avg	
				fg-fga	pct	3fg-fga	pct	ft-fa	pct	off	def	tot								avg
ALABAMA STATE	11/13/11	14	1-4	.250	0-2	.000	1-2	.500	0	0	0	0.0	1	1	1	0	0	3	3.0	
JACKSONVILLE STATE	11/15/11	5	0-0	.000	0-0	.000	0-0	.000	0	0	0	0.0	3	2	2	0	0	0	1.5	
PRESBYTERIAN	11/19/11	6	0-1	.000	0-1	.000	0-0	.000	0	1	1	0.3	0	1	0	0	0	0	1.0	
NORTHWESTERN STATE	11/21/11	19	3-4	.750	2-2	1.000	2-2	1.000	0	1	1	0.5	2	1	1	0	0	10	3.3	
MARSHALL	11/25/11	6	1-1	1.000	1-1	1.000	0-1	.000	0	0	0	0.4	1	0	0	0	1	3	3.2	
MIAMI (OHIO)	11/29/11	18	1-4	.250	0-1	.000	0-1	.000	1	1	2	0.7	1	0	0	0	1	2	3.0	
at Georgia	12/02/11	12	0-1	.000	0-1	.000	0-0	.000	0	1	1	0.7	3	0	0	0	0	0	2.6	
at Xavier	12/10/11	12	0-4	.000	0-1	.000	0-0	.000	0	1	1	0.8	1	1	0	0	0	0	2.3	
RADFORD	12/17/11	16	3-6	.500	0-1	.000	1-1	1.000	0	0	0	0.7	2	0	2	0	1	7	2.8	
ARKANSAS-PINE BLUFF	12/21/11	17	3-6	.500	1-1	1.000	1-1	1.000	1	0	1	0.7	2	1	0	0	2	8	3.3	
CHICAGO STATE	12/23/11	19	4-6	.667	2-4	.500	1-2	.500	2	2	4	1.0	1	7	1	0	1	11	4.0	
vs Oklahoma	12/29/11	9	0-1	.000	0-0	.000	0-0	.000	0	0	0	0.9	1	0	0	0	0	0	3.7	
at Pittsburgh	01/01/12	10	0-1	.000	0-1	.000	0-0	.000	0	1	1	0.9	3	0	0	0	0	0	3.4	
NOTRE DAME	01/04/12	9	1-3	.333	1-2	.500	0-0	.000	0	1	1	0.9	0	0	0	0	2	3	3.4	
ST. JOHN'S	01/07/12	17	2-5	.400	0-2	.000	0-0	.000	0	2	2	1.0	2	0	0	0	2	4	3.4	
at Georgetown	01/09/12	0	0-0	.000	0-0	.000	0-0	.000	0	0	0	0.9	0	0	0	0	0	0	3.2	
SYRACUSE	01/23/12	8	0-1	.000	0-0	.000	0-0	.000	0	0	0	0.9	1	1	2	0	0	0	3.0	
at Rutgers	01/28/12	7	0-2	.000	0-2	.000	0-0	.000	0	0	0	0.8	1	0	2	0	1	0	2.8	
DEPAUL	02/04/12	6	0-0	.000	0-0	.000	0-0	.000	0	1	1	0.8	1	0	0	0	0	0	2.7	
at St. John's	2/8/12	15	1-2	.500	0-1	.000	1-2	.500	0	2	2	0.9	2	2	0	0	1	3	2.7	
at Marquette	2/11/12	13	3-5	.600	0-1	.000	0-0	.000	0	1	1	0.9	0	0	1	0	0	6	2.9	
PROVIDENCE	2/15/12	12	2-3	.667	0-1	.000	0-0	.000	0	2	2	1.0	2	1	1	0	0	4	2.9	
SETON HALL	02/18/12	9	1-3	.333	1-3	.333	0-0	.000	0	0	0	0.9	0	0	0	0	0	3	2.9	
LOUISVILLE	02/23/12	11	1-1	1.000	1-1	1.000	0-0	.000	0	0	0	0.9	2	0	2	0	0	3	2.9	
at USF	2/26/12	7	0-1	.000	0-1	.000	2-2	1.000	0	0	0	0.8	0	0	0	0	0	2	2.9	
MARQUETTE	02/29/12	10	0-1	.000	0-1	.000	0-0	.000	0	2	2	0.9	1	0	0	0	1	0	2.8	
at Villanova	03/03/12	5	0-0	.000	0-0	.000	0-0	.000	0	0	0	0.9	0	1	0	0	1	0	2.7	
vs GEORGETOWN	3/8/12	5	0-1	.000	0-1	.000	0-0	.000	0	2	2	0.9	0	0	2	0	0	0	2.6	
vs Louisville	3/10/12	10	0-1	.000	0-1	.000	0-0	.000	1	0	1	0.9	1	0	0	0	2	0	2.5	
vs Texas	3/16/12	7	0-1	.000	0-0	.000	0-0	.000	0	0	0	0.9	0	0	0	0	0	0	2.4	
vs Florida State	3/18/12	6	0-0	.000	0-0	.000	0-0	.000	0	0	0	0.8	1	1	1	0	1	0	2.3	
vs Ohio State	3/22/12	2	0-0	.000	0-0	.000	0-0	.000	0	0	0	0.8	1	0	1	0	1	0	2.3	
Totals		0	322	27-69	.391	9-33	.273	9-14	.643	5	21	26	0.8	36	20	19	0	18	72	2.3



JERMAINE SANDERS

JR. • F • 6-5 • 210
FAR ROCKAWAY, N.Y.
RICE HIGH SCHOOL

15

2013-14 Season (Junior): Had 10 points, including three three-pointers, in the effort versus UConn (3/14) at the conference tournament ... Recorded seven points at Rutgers (3/8) ... Scored eight points while dishing out three assists versus Memphis (3/6) ... Grabbed six boards while scoring five points against Louisville (2/22) ... Recorded nine points and five rebounds at UCF (2/19) ... Led team in rebounding for just the second time in his career with seven boards against USF (2/2) ... Registered five points with a pair of assists at Louisville (1/30) ... Posted 10 points in victory over UCF (1/23) ... Had six points, two assists and two blocks at USF (1/18) ... Scored five points against Temple (1/14) ... Recorded nine points in victory over Rutgers (1/11) ... Scored 11 points and pulled down four rebounds at Houston (1/7) ... Posted 10 point in the first conference game versus SMU (1/1) ... Scored nine points versus Nebraska (12/28) ... Had his first career double-double against Chicago State (12/23) with 14 points and 13 rebounds ... Pulled down six boards while scoring four points versus Pittsburgh (12/17) ... Scored six points and grabbed five rebounds against Kennesaw State (11/29) ... Posted 10 points and grabbed five rebounds versus Appalachian State (11/16) ... Played a career-high 31 minutes, scoring a career-high 13 points on 4-of-8 shooting with a career-best three three-pointers, four rebounds and three assists in season opener against NC Central (11/8).

2012-13 Season (Sophomore): Played in all 34 games with one start, averaging 12.9 minutes ... saw action in all 18 BIG EAST games ... scored a season-high nine points twice: on 3-of-5 shooting in 15 minutes at Rutgers (1/12) and on 3-of-4 shooting in 22 minutes against Connecticut (3/2)

... grabbed a season-high five rebounds against Arkansas-Little Rock (12/6).

2011-12 Season (Freshman): Played in 28 games without a start, averaging 8.5 minutes ... scored a season-high 12 points, shooting 3-of-4 from the field, 2-of-2 from three-point range and 4-of-4 from the free throw line to go with three rebounds and an assist against Radford (12/17) ... tallied nine points, shooting 3-of-3 from three-point range to go with four rebounds, a steal and an assist at Wright State (12/14) ... netted six points on 3-of-4 shooting against Jacksonville State (11/15) ... grabbed a season-high seven rebounds against Arkansas-Pine Bluff (12/21) ... handed out a pair of assists against both Syracuse (1/23) and at St. John's (2/8).

Prior to Cincinnati: Named 2011 All-Manhattan Boys Basketball Player of the Year by the New York Post ... named first-team All-New York ... averaged a team-high 18.1 points for Rice High School, leading the team to the CHSAA Class 2A inter-sectional final ... named a four-start prospect by Rivals.com and Scout.com ... tabbed the nation's 25th-best small forward by Scout.com ... tabbed the 131st-best player overall nationally by Rivals.com ... chose to attend Cincinnati over Maryland, Pittsburgh, St. John's and Villanova.

Personal: Jermaine Jameek Sanders ... born Sept. 4, 1992 in Far Rockaway, N.Y. ... son of Lisa Stallings and Jermaine Sanders ... has one brother, Jaquan ... majoring in criminal justice.

SANDERS' SEASON & CAREER HIGHS

2013-14 Season		Career
14 vs. Chicago State, 12/23/13	Pts	14 vs. Chicago State, 12/23/13
10 vs. Chicago State, 12/23/13	FG Atts	10 vs. Chicago State, 12/23/13
5 vs. Chicago State, 12/23/13	FG Made	5 vs. Chicago State, 12/23/13
6, 2x (last vs. Chicago State, 12/23/13)	3PT-FG Atts	6, 2x (last vs. Chicago State, 12/23/13)
3, 4x (last vs. UConn 3/14/14)	3PT-FG Made	3, 4x (last vs. UConn 3/14/14)
13 vs. Chicago State, 12/23/13	Rebs	13 vs. Chicago State, 12/23/13
3, 2x (last vs. Memphis, 3/6/14)	Assts	3, 4x (last vs. Memphis, 3/6/14)
3 vs. Kennesaw State, 11/29/13	Stls	3 vs. Kennesaw State, 11/29/13
2 at USF, 1/18/14	Blks	2 at USF, 1/18/14
31, 2x (last at Houston, 1/7/14)	Mins	31, 2x (last at Houston, 1/7/14)

SANDERS' MISCELLANEOUS STATISTICS

Category	2013-14	Career
Double-Figure Scoring Games	7	8
Double-Figure Rebounding Games	1	1
Double-Double Games	1	1
20-Point Scoring Games	0	0
Games Led UC in Scoring	0	0
Games Led UC in Rebounding	2	2
Games Led UC in Assists	1	2
Games With 3+ Assists	3	5
Games With 3+ Blocks	0	0
Games With 3+ Steals	1	1
Games With 3+ Three-Pointers	4	5

GAME-BY-GAME STATISTICS

2013-14 (JUNIOR SEASON)

Opponent	Date	gs	min	Total		3-Pointers		Free throws		Rebounds				pf	a	to	blk	stl	pts	avg
				fg-fg	pct	3fg-3fg	pct	ft-ft	pct	off	def	tot	avg							
NORTH CAROLINA CENT	11/08/13	31	4-8	500	3-6	500	2-3	667	2	2	4	4	0	2	3	0	0	0	13	13.0
NC STATE	11/12/13	22	1-3	333	0-0	0.00	2-2	1000	2	2	4	0	1	0	1	1	1	4	8.5	
APPALACHIAN ST.	11/16/13	20	3-8	375	2-3	667	2-2	1000	2	3	5	4	1	0	2	0	1	10	9.0	
CAMPBELL	11/20/13	14	1-1	1000	0-0	0.00	0-0	0.00	1	0	1	3	5	1	0	0	0	0	2	7.3
UMASS LOWELL	11/26/13	18	1-5	200	0-3	0.00	0-0	0.00	2	1	3	3	4	2	1	1	0	0	2	6.2
KENNESAW ST.	11/29/13	13	2-5	400	1-3	333	1-2	500	3	2	5	3	7	0	0	0	0	3	6.62	
USC UPSTATE	12/03/13	18	1-5	200	0-3	0.00	0-0	0.00	1	2	3	3	6	3	1	0	0	0	2	5.6
at New Mexico	12/07/13	17	1-4	250	1-2	500	0-0	0.00	1	1	2	3	4	0	0	0	1	2	3	5.3
vs Xavier	12/14/13	6	0-1	0.00	0-1	0.00	0-0	0.00	0	0	0	3	0	1	0	0	0	0	0	4.7
vs Pittsburgh	12/17/13	22	2-7	286	0-2	0.00	0-1	0.00	1	5	6	3	3	1	0	0	1	1	4	4.6
MIDDLE TENNESSEE	12/21/13	25	2-3	667	2-3	667	0-0	0.00	1	0	1	3	1	0	3	2	0	0	6	4.7
CHICAGO STATE	12/23/13	22	5-10	500	3-6	500	1-2	500	9	4	13	3	9	0	2	0	1	1	14	5.5
NEBRASKA	12/28/13	26	3-5	600	2-3	667	1-1	1000	0	2	2	3	8	2	1	0	0	0	9	5.8
SMU	1/1/14	27	4-6	667	2-3	667	0-0	0.00	1	2	3	3	7	1	0	0	0	0	10	6.1
at Memphis	1/4/14	20	1-3	333	1-2	500	0-0	0.00	0	4	4	3	7	2	2	0	1	1	3	5.9
at Houston	1/7/14	31	4-6	667	3-5	600	0-0	0.00	1	3	4	3	8	1	1	0	0	0	11	6.2
RUTGERS	1/11/14	26	2-3	667	0-0	0.00	5-7	714	0	1	1	3	6	2	1	1	0	0	9	6.4
TEMPLE	1/14/14	24	2-5	400	1-3	333	0-1	0.00	0	1	1	3	4	0	1	0	0	0	5	6.3
at USF	1/18/14	26	2-6	333	2-4	500	0-0	0.00	0	1	1	3	3	0	2	0	2	0	6	6.3
UCF	1/23/14	31	3-7	429	1-4	250	3-3	1000	1	3	4	3	4	2	1	0	1	0	10	6.5
at Temple	01/26/14	16	1-2	500	0-1	0.00	2-3	667	0	2	2	3	3	4	0	2	1	0	4	6.3
at Louisville	1/30/14	18	2-4	500	1-2	500	0-0	0.00	0	1	1	3	2	2	2	2	0	0	5	6.3
USF	2/2/14	21	1-5	200	0-3	0.00	0-0	0.00	2	5	7	3	3	0	0	0	0	0	2	6.1
UCONN	2/6/14	25	1-5	200	0-3	0.00	2-2	1000	0	2	2	3	3	2	1	0	0	0	4	6.0
at SMU	02/08/14	17	2-3	667	0-1	0.00	0-0	0.00	1	2	3	3	3	0	1	0	0	0	4	5.9
HOUSTON	2/15/14	19	1-3	333	1-3	333	0-0	0.00	2	1	3	3	3	1	2	1	0	1	3	5.8
at UCF	2/19/14	24	4-5	800	1-2	500	0-0	0.00	2	3	5	3	3	2	1	1	0	2	9	5.9
LOUISVILLE	2/22/14	26	1-5	200	1-3	333	2-4	500	6	0	6	3	4	0	1	1	0	0	5	5.9
at UConn	3/1/14	20	1-6	167	1-4	250	0-0	0.00	0	2	2	3	4	1	0	0	1	0	3	5.8
MEMPHIS	03/06/14	19	3-5	600	2-4	500	0-0	0.00	0	1	1	3	3	2	3	0	0	0	8	5.9
at Rutgers	03/09/14	26	2-5	400	1-2	500	2-2	1000	1	0	1	3	2	0	1	1	0	1	7	5.9
vs UCF	3/13/14	15	1-4	250	0-3	0.00	0-0	0.00	0	2	2	3	2	0	0	0	0	1	2	5.8
vs UConn	3/14/14	26	3-5	600	3-5	600	1-3	333	0	1	1	3	1	1	1	0	0	0	10	5.9
Totals		0	711	67-158	424	35-92	.380	26-38	.684	42	61	103	3.1	39	34	16	9	16	195	5.9

SANDERS' CAREER STATISTICS

			Total		3-Point		F-Throws		Rebounds											Scoring	
Season	gp-gs	min/avg	fg-fga	pct	fg-fga	pct	ft-fa	pct	off	def	tot	avg	pf	fo	ast	to	blk	stl	pts	avg	
2011-12	28-0	238/8.5	16-42	.381	7-19	.368	9-18	.500	12	21	33	1.2	11	0	14	13	2	1	48	1.7	
2012-13	34-1	440/12.9	38-103	.369	13-48	.271	17-32	.531	26	45	71	2.1	21	0	26	21	3	11	106	3.1	
2013-14	33-0	711/21.5	67-158	.424	35-92	.380	26-38	.684	42	61	103	3.1	39	0	34	16	9	16	195	5.9	
TOTAL	95-1	1389/14.6	121-303	.399	55-159	.346	52-88	.591	80	127	207	2.2	71	0	74	50	14	28	349	3.7	

PLAYER GAME-BY-GAME STATISTICS


15 - JERMAINE SANDERS • F • 6-5 • 210 • JR. • FAR ROCKAWAY, N.J.

2012-13 (SOPHOMORE SEASON)

Opponent	Date	gs	min	Total		3-Pointers		Free throws		Rebounds				pf	a	tlo	blk	stl	pts	avg
				fg-fga	pct	3fg-fga	pct	ft-fa	pct	off	def	tot	avg							
UT MARTIN	11/11/12	14	0-1	.000	0-0	.000	1-2	.500	1	1	2	2.0	0	3	1	0	0	1	1.0	
MISS. VALLEY ST.	11/13/12	13	3-5	.600	0-1	.000	2-3	.667	0	3	3	2.5	0	1	2	0	1	8	4.5	
NORTH CAROLINA A&T	11/18/12	17	1-2	.500	0-1	.000	0-3	.000	1	2	3	2.7	0	1	1	0	0	2	3.7	
CAMPBELL	11/20/12	13	2-3	.667	0-0	.000	0-1	.000	0	2	2	2.5	0	1	1	0	0	4	3.8	
vs Iowa State	11/23/12	19	2-3	.667	2-2	1.000	0-0	.000	1	2	3	2.6	0	2	0	0	0	6	4.2	
vs Oregon	11/24/12	17	2-4	.500	1-1	1.000	2-2	1.000	2	2	4	2.8	0	2	0	0	2	7	4.7	
ALABAMA	12/01/12	9	1-2	.500	0-0	.000	2-2	1.000	0	0	0	2.4	0	0	1	0	0	4	4.6	
UALR	12/6/12	14	2-5	.400	0-1	.000	1-4	.250	2	3	5	2.8	1	3	0	0	2	5	4.6	
UMES	12/8/12	10	1-3	.333	0-1	.000	0-0	.000	0	2	2	2.7	0	0	1	0	0	2	4.3	
at Marshall	12/15/12	13	2-5	.400	0-0	.000	0-0	.000	2	2	4	2.8	2	1	1	0	0	4	4.3	
vs Xavier	12/19/12	4	0-2	.000	0-0	.000	0-0	.000	0	0	0	2.5	0	0	0	0	1	0	0.9	
WRIGHT STATE	12/22/12	6	0-2	.000	0-1	.000	2-2	1.000	1	3	4	2.7	0	0	1	0	0	2	3.8	
NEW MEXICO	12/27/12	5	0-1	.000	0-1	.000	0-0	.000	0	1	1	2.5	2	0	0	0	0	0	3.5	
at PITT	12/31/12	13	0-3	.000	0-1	.000	0-2	.000	0	1	1	2.4	0	1	1	0	1	0	3.2	
ST. JOHN'S	1/5/13	11	1-3	.333	0-1	.000	0-0	.000	0	0	0	2.3	1	0	2	0	0	2	3.1	
NOTRE DAME	1/7/13	16	3-5	.600	2-4	.500	0-0	.000	0	1	1	2.2	0	1	1	0	0	8	3.4	
at Rutgers	1/12/13	15	3-5	.600	1-2	.500	2-2	1.000	2	0	2	2.2	1	0	0	1	0	9	3.8	
at DePaul	01-15-13	19	1-3	.333	0-2	.000	0-1	.000	2	1	3	2.2	1	2	1	0	0	2	3.7	
MARQUETTE	1/19/13	20	2-5	.400	2-4	.500	0-0	.000	1	1	2	2.2	1	1	1	1	1	2	6	3.8
at Syracuse	1/21/13	8	0-2	.000	0-2	.000	0-0	.000	1	2	3	2.3	0	0	0	0	0	0	3.6	
RUTGERS	1/30/13	6	0-1	.000	0-1	.000	0-0	.000	0	2	2	2.2	1	0	0	0	0	0	3.4	
at Seton Hall	2/2/13	9	1-1	1.000	0-0	.000	0-0	.000	0	1	1	2.2	0	0	1	0	0	2	3.4	
at Providence College	2/6/13	10	0-1	.000	0-1	.000	0-0	.000	0	0	0	2.1	2	0	0	0	0	0	3.2	
PITT	2/9/13	17	1-2	.500	1-2	.500	1-2	.500	1	3	4	2.2	0	1	0	0	0	4	3.3	
VILLANOVA	2/12/13	17	2-5	.400	2-4	.500	1-2	.500	2	2	4	2.2	1	1	0	0	0	7	3.4	
GEORGETOWN	2/15/13	17	1-6	.167	0-5	.000	0-0	.000	0	2	2	2.2	2	0	0	0	0	2	3.3	
at UCONN	2/21/13	12	1-1	1.000	0-0	.000	0-0	.000	0	1	1	2.2	1	0	1	0	0	2	3.3	
at Notre Dame	2-24-13	8	0-2	.000	0-1	.000	0-0	.000	0	0	0	2.1	0	1	0	0	0	0	3.2	
UCONN	03/02/13	22	3-4	.750	1-1	1.000	2-2	1.000	3	1	4	2.2	0	0	1	0	2	9	3.4	
at LOUISVILLE	3/4/13	18	0-2	.000	0-1	.000	0-0	.000	1	2	3	2.2	2	2	0	0	0	0	3.3	
USF	3/9/13	17	1-4	.250	0-2	.000	0-0	.000	0	1	1	2.2	0	2	1	0	0	2	3.2	
vs Providence	3/13/13	17	2-7	.286	1-3	.333	1-2	.500	2	0	2	2.2	0	0	1	0	1	6	3.3	
vs Georgetown	3/14/13	12	0-2	.000	0-1	.000	0-0	.000	1	0	1	2.1	2	0	1	0	0	0	3.2	
vs Creighton	3/22/13	2	0-1	.000	0-1	.000	0-0	.000	0	1	1	2.1	1	0	0	0	0	0	3.1	
Totals		1	440	38-103	.369	13-48	.271	17-32	.531	26	45	71	2.1	21	26	21	3	11	106	3.1

2011-12 (FRESHMAN SEASON)

Opponent	Date	gs	min	Total		3-Pointers		Free throws		Rebounds				pf	a	tlo	blk	stl	pts	avg
				fg-fga	pct	3fg-fga	pct	ft-fa	pct	off	def	tot	avg							
ALABAMA STATE	11/13/11	10	0-1	.000	0-0	.000	0-0	.000	0	0	0	0.0	1	0	1	0	0	0	0.0	
JACKSONVILLE STATE	11/15/11	12	3-4	.750	0-0	.000	0-0	.000	1	0	1	0.5	0	1	1	0	0	6	3.0	
PRESBYTERIAN	11/19/11	5	0-0	.000	0-0	.000	0-0	.000	0	0	0	0.3	0	0	0	0	0	0	2.0	
NORTHWESTERN STATE	11/21/11	12	1-1	1.000	0-0	.000	1-3	.333	0	1	1	0.5	0	0	1	0	0	3	2.3	
MARSHALL	11/25/11	5	0-2	.000	0-2	.000	0-1	.000	0	1	1	0.6	0	0	0	0	0	0	1.8	
MIAMI (OHIO)	11/29/11	3	0-0	.000	0-0	.000	1-2	.500	0	1	1	0.7	0	0	0	0	0	1	1.7	
at Georgia	12/02/11	5	0-1	.000	0-1	.000	2-4	.500	0	0	0	0.6	0	0	0	0	0	2	1.7	
at Xavier	12/10/11	2	0-0	.000	0-0	.000	0-0	.000	0	0	0	0.5	0	0	0	0	0	0	1.5	
at Wright State	12/14/11	18	3-3	1.000	3-3	1.000	0-0	.000	1	3	4	0.9	0	1	0	0	1	9	2.3	
RADFORD	12/17/11	22	3-4	.750	2-2	1.000	4-4	1.000	2	1	3	1.1	2	1	1	0	0	12	3.3	
ARKANSAS-PINE BLUFF	12/21/11	25	1-4	.250	0-1	.000	0-0	.000	2	5	7	1.6	0	1	0	0	0	2	3.2	
CHICAGO STATE	12/23/11	17	1-4	.250	1-3	.333	0-0	.000	1	1	2	1.7	1	0	0	0	0	3	3.2	
vs Oklahoma	12/29/11	19	0-5	.000	0-4	.000	0-2	.000	2	1	3	1.8	2	1	1	0	0	0	2.9	
at Pittsburgh	01/01/12	6	0-0	.000	0-0	.000	0-0	.000	0	0	0	1.6	0	0	0	0	1	0	2.7	
NOTRE DAME	01/04/12	2	0-0	.000	0-0	.000	0-0	.000	0	0	0	1.5	0	0	0	0	0	0	2.5	
ST. JOHN'S	01/07/12	11	0-1	.000	0-0	.000	1-2	.500	1	1	2	1.6	1	1	1	0	0	1	2.4	
at Georgetown	01/09/12	5	0-0	.000	0-0	.000	0-0	.000	0	1	1	1.5	0	1	0	0	0	0	2.3	
at Connecticut	1/18/12	6	0-0	.000	0-0	.000	0-0	.000	1	0	1	1.5	1	1	0	0	0	0	2.2	
SYRACUSE	01/23/12	5	0-0	.000	0-0	.000	0-0	.000	0	0	0	1.4	0	2	0	0	0	0	2.1	
at Rutgers	01/28/12	3	0-0	.000	0-0	.000	0-0	.000	0	1	1	1.4	0	0	1	0	0	0	2.0	
at St. John's	2/8/12	13	1-3	.333	0-0	.000	0-0	.000	0	2	2	1.4	2	2	1	0	0	2	2.0	
at Marquette	2/11/12	3	0-2	.000	0-0	.000	0-0	.000	0	1	1	1.4	0	0	0	0	0	0	1.9	
PROVIDENCE	2/15/12	1	0-0	.000	0-0	.000	0-0	.000	0	0	0	1.3	0	0	1	0	0	0	1.8	
LOUISVILLE	02/23/12	4	0-0	.000	0-0	.000	0-0	.000	0	0	0	1.3	0	0	1	0	0	0	1.7	
at Villanova	03/03/12	6	1-3	.333	1-2	.500	0-0	.000	0	0	0	1.2	0	1	0	0	0	3	1.8	
vs Texas	3/16/12	11	1-3	.333	0-1	.000	0-0	.000	1	0	1	1.2	1	1	2	0	0	2	1.8	
vs Florida State	3/18/12	5	1-1	1.000	0-0	.000	0-0	.000	0	1	1	1.2	0	0	1	1	0	2	1.8	
vs Ohio State	3/22/12	2	0-0	.000	0-0	.000	0-0	.000	0	0	0	1.2	0	0	0	0	0	0	1.7	
Totals		0	238	16-42	.381	7-19	.368	9-18	.500	12	21	33	1.2	11	14	13	2	1	48	1.7



SEAN KILPATRICK

R-SR. • G • 6-4 • 210

YONKERS, N.Y.

NOTRE DAME PREP (MASS.)

23

ALL-AMERICA CANDIDATE

- 2014 Wooden Award Finalist (one of 15 players)
- 2014 Oscar Robertson Trophy Finalist (one of 15 players)
- 2014 Naismith Trophy Semifinalist (one of 10 players)
- 2014 First Team All-America: USA Today, Sports Illustrated; Sporting News; Bleacher Report; NBCSports.com
- 2014 Second Team All-America: United States Basketball Writers Association
- 2014 NABC District 25 First Team All-America
- 2014 USBWA All-District V selection
- 2014 Unanimous First Team American Athletic Conference selection
- 2014 American Athletic Conference Sportsmanship Award
- Second only to the legendary Oscar Robertson in career points at Cincinnati
- American Athletic Conference Player of the Week - Feb. 3 & Feb. 10, March 10
- 2013-14 AAC Weekly Honor Roll selection:
 - Nine times: Nov. 11, Dec. 2, Dec. 9, Dec. 30, Jan. 13, Jan. 20, Jan. 27, Feb. 17, Feb. 24
- Member of 2013 USA Basketball World University Games Team (one of 12 players)
- Second Team All-BIG EAST selection (2012 and 2013)
- 2013 Wooden Award Midseason Top 25 selection
- 2013 Naismith Trophy Top 30 selection
- 2010-11 BIG EAST All-Rookie Team selection

2013-14 Season (R-Senior): Led UC in points (21), rebounds (nine) and assists (four) in first round of league tournament versus UCF (3/13) ... Had a game-high 24 points in the final regular season game at Rutgers (3/8) ... Posted 34 points, adding three assists, in his final career home game versus Memphis (3/6) ... Scored 16 points and dished out three assists at UConn (3/1) ... Led game with 28 points against Louisville (2/22), adding six rebounds ... Posted a game-high 23 points, including shooting 6-of-12 from three-point range, at UCF (2/19) ... Scored a game-high 28 points, while dishing out six assists, in win over Houston (2/15) ... Recorded 22 points, six rebounds and three assists at SMU (2/8) ... Scored 26 points, including five three-pointers, while grabbing 12 rebounds and dishing out six assists against UConn (2/6) ... Scored a game-high 28 points, including hitting all 11 free throw attempts, while also grabbing five rebounds, at Louisville (1/30) ... Poured in 29 points while grabbing eight rebounds at Temple (1/26) ... Recorded a game-high 19 points, including three three-pointers, versus UCF (1/23) ... Scored a game-high 23 points, with six three-pointers, while adding three assists and three steals against Temple (1/14) ... Scored 21 points, including a career-high 17 from the foul line, against Nebraska (12/28) ... Had his third career double-double against Chicago State (12/23) with 21 points and 10 rebounds, while adding four assists ... Led the team with 19 points at New Mexico (12/7) ... Scored a game-high 22 points, including six 3-pointers, while adding seven assists against USC Upstate (12/2) ... Posted 20 points, including five three-pointers, while adding six assists against Kennesaw State (11/29) ... Named to AAC Weekly Honor Roll following his

team-high 22 point effort that included seven rebounds, four assists and three steals against NC Central (11/8).

Summer 2013: One of 12 players in the nation named to the USA Basketball World University Games Team that competed July 7-16 in Kazan, Russia ... averaged 7.5 points and 2.0 rebounds in eight contests helping the USA to a ninth place finish at the World University Games ... scored a game-high 18 points with four three-pointers, four rebounds and three assists in 24 minutes against United Arab Emirates on July 7.

2012-13 Season (R-Junior): Played in all 34 games with 33 starts, averaging 34.4 minutes ... played in all 18 BIG EAST games with 17 starts, averaging 36.3 minutes ... named second team All-BIG EAST Conference by the league's coaches ... ranked among the BIG EAST leaders in scoring (fifth at 17.0 points) and three-pointers made (fourth at 2.41) ... tied for first among all league players by being recognized by the BIG EAST for his performances seven times (two player of the week awards and five honor roll selections) ... set the school record for most points in a BIG EAST game when he scored a career-high 36 points on 11-of-23 shooting with five three-pointers and 9-of-10 shooting from the free-throw line against Marquette (1/19) ... set the school record for most consecutive free throws without a miss in a game when he was 16 of 16 from the foul line, scored 32 points and had a season-high five steals against Iowa State (11/23) ... poured in 29 points with a career-high eight three-pointers to go with seven rebounds and a season-high five assists against North Carolina A&T

KILPATRICK'S SEASON & CAREER HIGHS

2013-14 Season		Career
34 vs. Memphis, 3/6/14	Pts	36 vs. Marquette, 1/19/13
26 vs. Louisville, 2/22/14	FG Atts	27 vs. Xavier, 12/19/12
11 vs. Memphis, 3/6/14	FG Made	11, 2x (last vs. Memphis, 3/6/14)
14 vs. Louisville, 2/22/14	3PT-FG Atts	15, 3x (last at Seton Hall, 2/2/13)
6, 3x (last at UCF, 2/19/14)	3PT-FG Made	8 vs. N.C. A&T, 11/18/12
12 vs. UConn, 2/6/14	Rebs	12 vs. UConn, 2/6/14
7 vs. USC Upstate, 12/2/13	Assts	7 vs. USC Upstate, 12/2/13
4 vs. UConn, 3/14/14	Stls	6 vs. Arkansas-Pine Bluff, 12/21/11
1 at Temple, 1/26/14	Blks	2, 2x (last at Pittsburgh, 12/31/12)
40, 3x (last vs. UConn, 3/14/14)	Mins	45 vs. Marshall, 11/25/11

KILPATRICK'S MISCELLANEOUS STATISTICS

Category	2013-14	Career
Double-Figure Scoring Games	32	109
Double-Figure Rebounding Games	2	4
Double-Double Games	2	4
20-Point Scoring Games	18	35
Games Led UC in Scoring	29	71
Games Led UC in Rebounding	3	13
Games Led UC in Assists	14	36
Games With 3+ Assists	14	48
Games With 3+ Blocks	0	0
Games With 3+ Steals	5	13
Games With 3+ Three-Pointers	14	48

(11/18) ... led UC in scoring in 20 games and scored 20 or more points in nine games, including 30-plus points twice... recorded a double-double with 15 points and a career-high tying 10 rebounds against Campbell (11/20).

2011-12 Season (R-Sophomore): Started all 37 games for UC, averaging 34.5 minutes ... named second team All-BIG EAST Conference by the league's coaches ... led the BIG EAST, averaging 2.49 three-pointers per game ... led the BIG EAST with 92 three-pointers ... led UC and ranked 15th in the league, averaging 14.3 points ... led UC, shooting 37.6 percent from three-point range ... scored in double figures in 29 games ... led UC in scoring in 13 games ... tallied 528 points, the second most in a season during the Mick Cronin era (behind only Deonta Vaughn's 554 points in 2008) ... scored 20 or more points in six games ... made at least one three-pointer in 35 of 37 games ... tallied 15 points with a trio of three-pointers against Ohio State (3/22) in the NCAA tournament east region semifinal ... scored a game-high 18 points with four three-pointers, six rebounds and two steals vs. Florida State (3/18) in the NCAA tournament third round ... recorded 18 points, tying a career high with six three-pointers to go with five assists and five steals vs. Syracuse (3/9) in the BIG EAST Championship semifinal ... made game-winning 3-pointer with 2.5 seconds left at Connecticut (1/18) and produced team-high 16 points with four rebounds and two steals ... poured in 27 points at Georgetown (1/9) ... named BIG EAST Player of the Week on Jan. 2 for performances at Pitt (1/1) and vs. Oklahoma (12/29) ... recorded first career double-double after scoring 17 points and securing career-high 10 rebounds vs. Oklahoma ... scored team-high 19 points and grabbed five boards in career-high 45 minutes of playing time vs. Marshall (11/25).

2010-11 Season (R-Freshman): Played in 35 games with one start, averaging 20.6 minutes ...

led UC with a .377 three-point shooting percentage (46 of 122) ... ranked second on the team in three-pointers made (46), third in scoring (9.7 points) and fourth in assists (5.2) ... led the Bearcats in scoring in nine games ... scored in double figures in 17 games ... grabbed four or more rebounds in 13 games ... made 38.7 percent of his three-point attempts (24 of 62) during BIG EAST play, 13th-best in the league ... started first game of career and scored a game-high 21 points vs. St. Francis (12/23) ... recorded 26 points and five three-pointers in 28 minutes against Wright State (12/1) ... posted game-high 21 points in his collegiate debut vs. Mount St. Mary's (11/15) ... first UC freshman to score in double figures in his debut since Yancy Gates in 2008-09.

2009-10 Season: Redshirted.

Prior to Cincinnati: Averaged 28.4 points, 7.0 rebounds, and 6.0 assists over four-year prep career at White Plains High School ... finished as the second-leading scorer in White Plains High School history ... a candidate for the McDonald's High School All-American Game ... participated in the Jordan Classic ... a three-time all-state, all-section, all-league, and all-county selection ... helped Notre Dame Prep to a 100-69 win over Apex (N.J.) in the 2009 Big Apple Invitational and was named the game's MVP with 21 points, seven assists, and four steals ... was coached by Ryan Hurd at Notre Dame Prep ... helped ND Prep to Top 10 national ranking.

Personal: Full name is Sean Redell Kilpatrick ... born Jan. 6, 1990 in Yonkers, N.Y. ... son of Regina Williams and Sean Kilpatrick, Sr. ... has one brother, Travis Williams, and one sister, Skye Williams ... majoring in criminal justice ... selected as member of University of Cincinnati's Collegiate 100 Black Men's Honorary and Sigma Sigma Men's Honorary in spring 2012.

KILPATRICK'S CAREER STATISTICS

Season	gp-gs	min/avg	Total		3-Point		F-Throws		Rebounds				Scoring			
			fg-fga	pct	fg-fga	pct	ft-fa	pct	off	def	tot	avg	pf	fo	ast	to
2010-11	35-1	720/20.6	114-261	.437	46-122	.377	65-90	.722	42	69	111	3.2	45	0	52	43
2011-12	37-37	1277/34.5	185-432	.428	92-245	.376	66-88	.750	52	117	169	4.6	49	0	78	56
2012-13	34-33	1169/34.4	194-488	.398	82-267	.307	107-145	.738	45	131	176	5.2	42	0	63	67
2013-14	33-33	1111/33.7	208-493	.422	90-261	.345	177-209	.847	36	109	145	4.4	43	0	85	65
TOTAL	139-104	4277/30.8	701-1674	.419	310-895	.346	415-532	.780	175	426	601	4.3	179	0	278	231

PLAYER GAME-BY-GAME STATISTICS

23 - SEAN KILPATRICK • G • 6-4 • 210 • SR. • YONKERS, N.Y.

2013-14 (R-SENIOR SEASON)


Opponent	Date	gs	min	Total		3-Pointers		Free throws		Rebounds				pf	a	t/o	blk	stl	pts	avg	
				fg-fga	pct	3fg-fga	pct	ft-fa	pct	off	def	tot	avg								
NORTH CAROLINA CENT	11/08/13	*	34	6-13	.462	2-7	.286	8-9	.889	3	4	7	7.0	3	4	2	0	3	22	22.0	
NC STATE	11/12/13	*	31	5-13	.385	3-6	.500	8-8	1.000	1	0	1	4.0	3	3	1	0	2	21	21.5	
APPALACHIAN ST.	11/16/13	*	28	5-8	.625	2-4	.500	0-0	.000	0	4	4	4.0	0	0	1	0	1	12	18.3	
CAMPBELL	11/20/13	*	32	9-12	.750	3-6	.500	2-2	1.000	0	3	3	3.8	2	1	0	0	3	23	19.5	
UMASS LOWELL	11/26/13	*	23	7-13	.538	2-5	.400	2-5	.400	1	5	6	4.2	2	2	0	0	1	18	19.2	
KENNESAW ST.	11/29/13	*	26	7-16	.438	5-10	.500	1-1	1.000	1	2	3	4.0	1	6	5	0	2	20	19.3	
USC UPSTATE	12/03/13	*	26	6-9	.667	6-9	.667	4-4	1.000	0	3	3	3.9	0	7	1	0	0	22	19.7	
at New Mexico	12/07/13	*	36	5-18	.278	1-7	.143	8-8	1.000	0	4	4	3.9	1	2	1	0	1	19	19.6	
vs Xavier	12/14/13	*	27	4-9	.444	1-3	.333	8-12	.667	0	1	1	3.6	2	2	4	0	2	17	19.3	
vs Pittsburgh	12/17/13	*	35	4-13	.308	1-8	.125	0-0	.000	2	4	6	3.8	1	0	1	0	0	9	18.3	
MIDDLE TENNESSEE	12/21/13	*	31	8-16	.500	4-9	.444	3-3	1.000	1	4	5	3.9	1	2	2	0	2	23	18.7	
CHICAGO STATE	12/23/13	*	24	7-16	.438	4-10	.400	3-4	.750	5	5	10	4.4	0	4	2	0	0	21	18.9	
NEBRASKA	12/28/13	*	34	2-13	.154	0-5	.000	17-18	.944	0	3	3	4.3	0	2	1	0	1	21	19.1	
SMU	1/1/14	*	39	3-12	.250	1-7	.143	6-6	1.000	2	4	6	4.4	0	3	4	0	2	13	18.6	
at Memphis	1/14/14	*	32	5-11	.455	1-3	.333	7-9	.778	1	1	2	4.3	0	1	4	0	2	18	18.6	
at Houston	1/17/14	*	38	7-17	.412	1-8	.125	2-3	.667	1	2	3	4.2	2	2	1	0	3	17	18.5	
RUTGERS	1/11/14	*	34	3-13	.231	1-10	.100	9-10	.900	0	7	7	4.4	2	2	3	0	1	16	18.4	
TEMPLE	1/14/14	*	34	8-19	.421	6-13	.462	1-2	.500	0	3	3	4.3	0	3	1	0	3	23	18.6	
at USF	1/18/14	*	39	7-17	.412	2-9	.222	2-3	.667	0	2	2	4.2	2	1	0	0	2	18	18.6	
UCF	1/23/14	*	27	6-11	.545	3-6	.500	4-4	1.000	1	1	2	4.1	2	3	0	0	0	19	18.6	
at Temple	01/26/14	*	37	9-19	.474	5-11	.455	6-8	.750	3	5	8	4.2	3	0	1	1	2	29	19.1	
at Louisville	1/30/14	*	37	7-18	.389	3-9	.333	11-11	1.000	1	4	5	4.3	2	2	3	0	0	28	19.5	
USF	2/2/14	*	37	5-16	.313	2-8	.250	6-6	1.000	1	1	2	4.2	1	2	4	0	1	18	19.4	
UCONN	2/6/14	*	40	8-15	.533	5-8	.625	5-7	.714	1	11	12	4.5	1	6	4	0	0	26	19.7	
at SMU	02/08/14	*	38	5-18	.278	3-12	.250	9-11	.818	4	2	6	4.6	3	3	1	0	1	22	19.8	
HOUSTON	2/15/14	*	38	9-18	.500	2-6	.333	8-9	.889	1	3	4	4.5	0	6	1	0	1	28	20.1	
at UCF	2/19/14	*	29	8-16	.500	6-12	.500	1-2	.500	0	2	2	4.4	0	1	0	0	1	23	20.2	
LOUISVILLE	2/22/14	*	40	9-26	.346	3-14	.214	7-9	.778	2	4	6	4.5	2	1	5	0	1	28	20.5	
at UConn	3/1/14	*	39	4-16	.250	2-8	.250	6-7	.857	1	4	5	4.5	3	3	7	0	0	16	20.3	
MEMPHIS	03/06/14	*	36	11-18	.611	2-5	.400	10-11	.909	0	1	1	4.4	0	3	0	0	1	34	20.8	
at Rutgers	03/08/14	*	33	8-17	.471	4-11	.364	4-7	.571	1	1	2	4.3	2	2	2	0	1	24	20.9	
vs UCF	3/13/14	*	37	6-12	.500	2-5	.400	7-8	.875	2	7	9	4.5	1	4	2	0	2	21	20.9	
vs UConn	3/14/14	*	40	5-15	.333	2-7	.286	2-2	1.000	0	2	2	4.4	1	2	1	0	4	14	20.7	
Totals			33	1111	208-493	422	90-261	.345	177-209	.847	36	109	145	4.4	43	85	65	1	46	683	20.7

2012-13 (R-JUNIOR SEASON)

Opponent	Date	gs	min	Total		3-Pointers		Free throws		Rebounds				pf	a	t/o	blk	stl	pts	avg	
				fg-fga	pct	3fg-fga	pct	ft-fa	pct	off	def	tot	avg								
UT MARTIN	11/11/12	*	23	5-11	.455	1-5	.200	3-5	.600	1	2	3	3.0	0	1	3	0	1	14	14.0	
MISS. VALLEY ST.	11/13/12	*	25	9-12	.750	2-3	.667	0-0	.000	1	6	7	5.0	0	1	2	0	1	20	17.0	
NORTH CAROLINA A&T	11/18/12	*	26	10-15	.667	8-12	.667	1-4	.250	1	6	7	5.7	0	5	0	0	2	29	21.0	
CAMPBELL	11/20/12	*	34	6-18	.333	2-9	.222	1-4	.250	4	6	10	6.8	1	3	1	1	1	15	19.5	
vs Iowa State	11/23/12	*	37	7-14	.500	2-6	.333	16-16	1.000	0	5	5	6.4	0	3	4	0	5	32	22.0	
vs Oregon	11/24/12	*	35	4-11	.364	3-8	.375	5-8	.625	3	5	8	6.7	1	3	5	0	2	16	21.0	
ALABAMA	12/01/12	*	36	4-11	.364	1-3	.333	4-5	.800	3	2	5	6.4	3	2	1	0	1	13	19.9	
UALR	12/6/12	*	27	7-16	.438	2-4	.500	2-4	.500	2	4	6	6.4	1	2	5	0	2	18	19.6	
UMES	12/8/12	*	24	10-15	.667	2-7	.286	1-1	1.000	1	3	4	6.1	1	1	1	1	1	23	20.0	
at Marshall	12/15/12	*	35	5-15	.333	2-8	.250	1-2	.500	3	3	6	6.1	0	2	2	0	2	13	19.3	
vs Xavier	12/19/12	*	35	10-27	.370	2-10	.200	3-5	.600	3	4	7	6.2	1	0	2	1	4	25	19.8	
WRIGHT STATE	12/22/12	*	35	5-9	.556	2-6	.333	0-0	.000	0	6	6	6.2	0	4	2	0	0	12	19.2	
NEW MEXICO	12/27/12	*	34	5-22	.227	4-13	.308	1-2	.500	2	2	4	6.0	1	2	0	0	1	15	18.8	
at PITT	12/31/12	*	27	3-8	.375	1-5	.200	9-11	.818	1	3	4	5.9	2	0	1	2	0	16	18.6	
ST. JOHN'S	1/5/13	*	37	3-14	.214	0-5	.000	1-1	1.000	1	4	5	5.8	2	2	3	0	1	7	17.9	
NOTRE DAME	1/7/13	*	33	6-11	.545	3-6	.500	0-0	.000	1	3	4	5.7	1	1	1	0	0	15	17.7	
at Rutgers	1/12/13	*	36	3-12	.250	1-7	.143	3-6	.500	1	0	1	5.4	1	1	1	0	0	10	17.2	
at DePaul	01-15-13	*	31	4-7	.571	3-4	.750	7-10	.700	0	6	6	5.4	0	3	2	1	1	18	17.3	
MARQUETTE	1/19/13	*	41	11-23	.478	5-14	.357	9-10	.900	1	3	4	5.4	1	0	2	1	0	36	18.3	
at Syracuse	1/21/13	*	39	6-16	.375	6-15	.400	3-3	1.000	0	5	5	5.4	2	2	1	0	1	21	18.4	
RUTGERS	1/30/13	*	39	5-13	.385	3-8	.375	6-8	.750	0	6	6	5.4	2	4	3	0	2	19	18.4	
at Seton Hall	2/2/13	*	36	8-19	.421	5-15	.333	0-1	.000	2	5	7	5.5	2	1	1	0	2	21	18.5	
at Providence College	2/6/13	*	33	5-14	.357	1-8	.125	2-3	.667	1	1	2	5.3	1	1	3	0	2	13	18.3	
PITT	2/9/13	*	37	5-15	.333	2-9	.222	4-6	.667	1	3	4	5.3	4	1	5	0	1	16	18.2	
VILLANOVA	2/12/13	*	35	6-12	.500	4-10	.400	3-3	1.000	1	7	8	5.4	0	2	1	0	1	19	18.2	
GEORGETOWN	2/15/13	*	38	3-13	.231	1-7	.143	5-6	.833	1	5	6	5.4	2	4	2	0	0	12	18.0	
at UCONN	2/21/13	*	34	6-16	.375	3-8	.375	3-4	.750	2	5	7	5.4	3	0	2	0	0	18	18.0	
at Notre Dame	2-24-13	*	37	3-13	.231	0-3	.000	0-0	.000	1	1	2	5.3	2	1	0	0	1	6	17.6	
UCONN	03/02/13	*	39	7-16	.438	4-13	.308	2-2	1.000	0	5	5	5.3	1	3	0	1	3	20	17.7	
at LOUISVILLE	3/4/13	*	39	3-15	.200	1-9	.111	5-6	.833	4	1	5	5.3	1	1	2	0	0	12	17.5	
USF	3/9/13	*	42	5-11	.455	2-7	.286	1-1	1.000	1	4	5	5.3	1	1	3	0	1	13	17.3	
vs Providence	3/13/13	*	35	6-16	.375	2-6	.333	3-4	.750	0	4	4	5.3	1	1	2	0	1	17	17.3	
vs Georgetown	3/14/13	*	37	2-12	.167	0-8	.000	0-0	.000	1	4	5	5.2	1	3	2	0	1	4	16.9	
vs Creighton	3/22/13	*	38	7-16	.438	2-6	.333	3-4	.750	1	2	3	5.2	3	2	2	0	1	19	17.0	
Totals			33	1169	194-488	398	82-267	.307	107-145	.738	45	131	176	5.2	42	63	67	8	42	577	17.0

2011-12 (R-SOPHOMORE SEASON)

Opponent	Date	gs	min	Total		3-Pointers		Free throws		Rebounds				pf</
----------	------	----	-----	-------	--	------------	--	-------------	--	----------	--	--	--	------



KEVIN JOHNSON

FR. • G • 6-2 • 175

CINCINNATI, OHIO

SUMMIT COUNTRY DAY

25

2013-14 Season (Freshman): Posted eight points, including connecting on both attempts from beyond the arc, against UCF (3/13) in first round of conference tournament ... Scored eight points in the final regular season game at Rutgers (3/8) ... Recorded five points and three assists at UCF (2/19) ... Dished out three assists in win over UCF (1/23) ... Scored five points against Temple (1/14) ... Hit pair of free throws with 11 seconds left that proved to be the difference in UC's 61-60 win at Houston (1/7) ... Scored seven points and grabbed three rebounds at Memphis (1/4) ... Had his second consecutive double-digit scoring game versus Nebraska (12/28) ... Scored in double figures for the first time in his career against Chicago State (12/23) with 10 points ... Scored five points versus Middle Tennessee (12/21) ... Posted five points against Xavier (12/14) ... Recorded five points and grabbed three rebounds at New Mexico (12/7) ... Scored nine points against USC Upstate (12/2) ... Posted seven points off the bench against UMass Lowell (11/26) ... Recorded

five points versus Campbell (11/20) ... Scored his first career points against Appalachian State (11/16).

Prior to Cincinnati: Averaged 21 points and 5 rebounds as a senior at Summit Country Day, helping the Silver Knights to a 25-1 record and second-place regional finish ... guided his team to a 26-1 record and the school's first Division III state crown as a junior while averaging 14.1 points, 6.6 rebounds and 2.8 assists for the Silver Knights ... earned most valuable player award in 2012 state championship game ... tabbed co-player of the year as a junior and senior ... earned co-Mr. Basketball accolades as a senior ... selected as a Top 150 prospect and Top 30 shooting guard by Rivals.com ... coached by Michael Bradley.

Personal: Kevin Anatwon-Devon Johnson ... born June 11, 1995 ... son of Katrice Rosser-Johnson and Kevin Johnson Sr. ... majoring in communications.

JOHNSON'S SEASON & CAREER HIGHS

2013-14 Season

11 vs. Nebraska, 12/28/13	Pts	11 vs. Nebraska, 12/28/13
10 vs. Chicago State, 12/23/13	FG Atts	10 vs. Chicago State, 12/23/13
4, 2x (last vs. Nebraska, 12/28/13)	FG Made	4, 2x (last vs. Nebraska, 12/28/13)
6 vs. Chicago State, 12/23/13	3PT-FG Atts	6 vs. Chicago State, 12/23/13
2, 2x (last vs. UCF, 3/13/14)	3PT-FG Made	2, 2x (last vs. UCF, 3/13/14)
4 vs. Nebraska, 12/28/13	Rebs	4 vs. Nebraska, 12/28/13
3, 2x (last at UCF, 2/19/14)	Assts	3, 2x (last at UCF, 2/19/14)
2 vs. UCF, 3/13/14	Stls	2 vs. UCF, 3/13/14
1, 4x (last vs. Memphis, 3/6/14)	Blks	1, 4x (last vs. Memphis, 3/6/14)
22 vs. Xavier, 12/14/13	Mins	22 vs. Xavier, 12/14/13

Career

JOHNSON'S MISCELLANEOUS STATISTICS

Category	2013-14	Career
Double-Figure Scoring Games	2	2
Double-Figure Rebounding Games	0	0
Double-Double Games	0	0
20-Point Scoring Games	0	0
Games Led UC in Scoring	0	0
Games Led UC in Rebounding	0	0
Games Led UC in Assists	0	0
Games With 3+ Assists	3	3
Games With 3+ Blocks	0	0
Games With 3+ Steals	0	0
Games With 3+ Three-Pointers	0	0


GAME-BY-GAME STATISTICS

2013-14 (FRESHMAN SEASON)

Opponent	Date	gs	min	Total		3-Pointers		Free throws		Rebounds										
				fg-fga	pct	fg-fga	pct	ft-fa	pct	off	def	tot	avg	pf	a	t/o	blk	stl	pts	avg
NORTH CAROLINA CENT	11/08/13	9	0-5	.000	0-2	.000	0-0	.000	2	0	2	2.0	1	0	0	0	0	0	0	0.0
NC STATE	11/12/13	5	0-3	.000	0-1	.000	0-0	.000	0	0	0	1.0	2	0	1	0	0	0	0	0.0
APPALACHIAN ST.	11/16/13	17	1-5	.200	0-1	.000	0-0	.000	1	1	2	1.3	1	0	0	0	0	0	2	0.7
CAMPBELL	11/20/13	19	2-6	.333	0-3	.000	0-0	.000	0	0	0	1.0	3	0	1	1	1	1	4	1.5
UMASS LOWELL	11/26/13	15	3-7	.429	0-3	.000	1-2	.500	0	1	1	1.0	2	1	0	0	0	7	2.6	
KENNESAW ST.	11/29/13	11	2-4	.500	0-1	.000	0-0	.000	2	1	3	1.3	4	2	0	0	0	4	2.8	
USC UPSTATE	12/03/13	16	4-7	.571	1-4	.250	0-0	.000	0	1	1	1.3	3	1	0	0	1	9	3.7	
at New Mexico	12/07/13	15	2-4	.500	1-1	1.000	0-1	.000	1	2	3	1.5	4	0	0	0	0	5	3.9	
vs Xavier	12/14/13	22	2-4	.500	1-3	.333	0-1	.000	0	0	0	1.3	0	1	0	0	0	5	4.0	
vs Pittsburgh	12/17/13	3	0-0	.000	0-0	.000	0-0	.000	0	1	1	1.3	1	0	0	0	1	0	3.6	
MIDDLE TENNESSEE	12/21/13	12	1-1	1.000	0-0	.000	3-3	1.000	0	0	0	1.2	3	1	0	0	1	5	3.7	
CHICAGO STATE	12/23/13	19	2-10	.200	1-6	.167	5-6	.833	1	1	2	1.3	2	2	2	0	0	10	4.3	
NEBRASKA	12/28/13	16	4-6	.667	1-2	.500	2-2	1.000	2	2	4	1.5	0	1	1	0	1	11	4.8	
SMU	1/1/14	3	0-2	.000	0-2	.000	0-0	.000	0	0	0	1.4	1	0	0	0	0	1	0	4.4
at Memphis	1/4/14	16	2-3	.667	1-1	1.000	2-2	1.000	1	2	3	1.5	3	1	2	0	1	7	4.6	
at Houston	1/7/14	9	0-4	.000	0-1	.000	2-2	1.000	2	0	2	1.5	0	0	0	0	0	1	2	4.4
RUTGERS	1/11/14	11	1-4	.250	0-2	.000	2-2	1.000	0	0	0	1.4	1	0	0	0	0	4	4.4	
TEMPLE	1/14/14	9	1-2	.500	1-1	1.000	2-2	1.000	1	0	1	1.4	1	0	2	0	0	5	4.4	
at USF	1/18/14	5	0-0	.000	0-0	.000	0-0	.000	0	0	0	1.3	0	0	0	0	0	0	4.2	
UCF	1/23/14	14	1-3	.333	0-1	.000	0-0	.000	0	1	1	1.3	1	3	3	0	0	2	4.1	
at Temple	01/26/14	9	2-2	1.000	1-1	1.000	2-2	1.000	0	1	1	1.3	1	0	1	0	1	7	4.2	
at Louisville	1/30/14	1	0-0	.000	0-0	.000	0-0	.000	0	0	0	1.2	0	0	0	0	0	0	4.0	
USF	2/2/14	5	0-0	.000	0-0	.000	0-0	.000	0	0	0	1.2	1	1	1	0	0	0	3.9	
at SMU	02/08/14	6	1-2	.500	1-1	1.000	0-0	.000	1	0	1	1.2	1	0	1	0	0	3	3.8	
HOUSTON	2/15/14	5	0-0	.000	0-0	.000	0-0	.000	0	0	0	1.1	1	0	0	0	0	0	3.7	
at UCF	2/19/14	15	2-4	.500	0-1	.000	1-1	1.000	0	2	2	1.2	2	3	0	1	0	5	3.7	
LOUISVILLE	2/22/14	2	0-0	.000	0-0	.000	0-0	.000	0	0	0	1.1	0	0	0	0	0	0	3.6	
at UConn	3/1/14	2	0-0	.000	0-0	.000	0-0	.000	0	0	0	1.1	1	0	0	0	0	0	3.5	
MEMPHIS	03/06/14	3	0-0	.000	0-0	.000	4-4	1.000	0	0	0	1.0	0	0	0	0	1	0	3.5	
at Rutgers	03/08/14	11	3-5	.600	2-4	.500	0-0	.000	0	0	0	1.0	0	3	0	0	1	8	3.6	
vs UCF	3/13/14	11	3-3	1.000	2-2	1.000	0-0	.000	0	1	1	1.0	1	0	2	0	2	8	3.8	
vs UConn	3/14/14	9	1-3	.333	1-2	.500	0-0	.000	0	0	0	1.0	1	0	0	0	1	3	3.8	
Totals		0	325	40-99	.404	14-46	.304	26-30	.867	14	17	31	1.0	42	20	17	3	13	120	3.8

JOHNSON'S CAREER STATISTICS

Season	gp-gs	min/avg	Total fg-fga	pct	3-Point fg-fga	pct	F-Throws ft-fa	pct	Rebounds off	def	tot	avg	pf	fo	ast	to	blk	stl	Scoring pts	avg
2013-14	32-0	325/10.2	40-99	.404	14-46	.304	26-30	.867	14	17	31	1.0	42	0	20	17	3	13	120	3.8
TOTAL	32-0	325/10.2	40-99	.404	14-46	.304	26-30	.867	14	17	31	1.0	42	0	20	17	3	13	120	3.8



DAVID NYARSUK

SR. • C • 7-1 • 250

JUBA, SOUTH SUDAN

MOUNTAIN STATE UNIVERSITY (W.VA.)

33

Pronunciation: Nahr-SOOK

2012-13 Season (Senior): Scored five points in win at UCF (2/19) ... Had a block and a rebound versus USF (2/2) ... Scored four points and grabbed three rebounds, while also blocking two shots at Temple (1/26) ... Pulled down three rebounds against UCF (1/23) ... Grabbed a pair of rebounds against Temple (1/14) ... Recorded two points and two blocks in win over Rutgers (1/11) ... Scored four points while blocking three shots at Houston (1/7) ... Had two points and four rebounds against Chicago State (12/23) ... Posted four points versus USC Upstate (12/2) ... Scored four points and dished out a pair of assists against Kennesaw State (11/29) ... Connected on both attempts from the floor for four points versus UMass Lowell (11/26) ... Had two points and four boards against Appalachian State (11/16).

2012-13 Season (Junior): Played in 33 games with two starts, averaging 11.3 minutes ... shot 59.1 percent (39 of 66) from the field for the season ... finished third on the team in blocks with 29 ... scored a career-high 12 points on 5-of-6 shooting to go with a career-high six rebounds against Arkansas-Little Rock (12/6) ... had a career-high five blocks against North Carolina A&T (11/18) ... had six points with three rebounds in 19 minutes in his BIG EAST debut at Pittsburgh (12/31) ... had six points, six rebounds and two blocks in 17 minutes against Connecticut (3/2).

Prior to Cincinnati: Played two seasons at Mountain State University, an NAIA school in Beckley, W.Va. ... helped guide the Cougars to the 2011 NAIA Division I national championship game, the 2012 national semifinals and a 59-15 combined record ... ranked second in the nation in blocks as a freshman (97) and sophomore (102) while averaging 10.2 points, 8.0 rebounds and 2.8 blocks during his two seasons ... averaged 9.8 points, 8.1 rebounds and 2.9 blocks while shooting 55.7 percent from the field and recording eight double-doubles during the 2011-12 season ... helped the Cougars finish the 2011-12 season ranked fourth in the final coaches' Top 25 poll ... ranked as the 19th-best center in the 2010 recruiting class according to ESPN ... attended Mountain State Academy, also in Beckley, W.Va., where he averaged 10 points, 10 rebounds and four blocks during the 2009-10 season ... averaged 10.1 points, 9.5 rebounds and 2.9 blocks at The Patterson School in Lenoir, N.C. during the 2008-09 campaign.

Personal: David Hillary Nyarsuk ... born Feb. 5, 1991 in Juba, South Sudan ... son of Hillary Modi and Catrina Andria ... has four sisters and two brothers ... tallest player in UC history ... majoring in criminal justice.

GAME-BY-GAME STATISTICS

2013-14 (SENIOR SEASON)

Opponent	Date	gs	min	Total		3-Pointers		Free throws		Rebounds		pf	a	t/o	blk	stl	pts	avg	
				fg-fga	pct	3fg-fga	pct	ft-fa	pct	off	def								
NORTH CAROLINA CENT	11/08/13	1	0-0	.000	0-0	.000	0-0	.000	0	0	0	0	0	0	1	0	0	0.0	
NC STATE	11/12/13	3	0-0	.000	0-0	.000	0-0	.000	1	0	1	0	5	0	1	0	0	0.0	
APPALACHIAN ST.	11/16/13	7	1-3	.333	0-0	.000	0-0	.000	4	0	4	1	7	2	0	1	1	2.0	
UMASS LOWELL	11/26/13	16	2-2	1.000	0-0	.000	0-0	.000	1	1	2	1	8	3	0	0	0	4.1	
KENNESAW ST.	11/29/13	14	1-2	.500	0-0	.000	2-2	1.000	1	2	3	2	0	2	0	1	4	2.0	
USC UPSTATE	12/03/13	9	1-1	1.000	0-0	.000	2-3	.667	0	1	1	1	8	4	0	0	4	2.3	
at New Mexico	12/07/13	2	0-0	.000	0-0	.000	0-0	.000	1	0	1	1	7	0	0	0	0	2.0	
vs Xavier	12/14/13	1	0-0	.000	0-0	.000	0-0	.000	0	0	0	1	5	0	0	0	0	1.8	
vs Pittsburgh	12/17/13	3	0-0	.000	0-0	.000	0-0	.000	0	0	0	1	3	0	0	0	0	1.6	
MIDDLE TENNESSEE	12/21/13	2	0-0	.000	0-0	.000	0-0	.000	0	0	0	1	2	0	0	0	0	1.4	
CHICAGO STATE	12/23/13	7	1-1	1.000	0-0	.000	0-0	.000	1	3	4	1	5	0	2	1	0	2.1	
SMU	1/1/14	2	0-0	.000	0-0	.000	0-0	.000	0	0	0	1	3	1	0	0	0	1.3	
at Houston	1/7/14	10	2-2	1.000	0-0	.000	0-0	.000	1	1	2	1	4	2	0	1	3	4.1	
RUTGERS	1/11/14	14	0-1	.000	0-0	.000	2-2	1.000	0	1	1	1	4	3	0	1	2	1.6	
TEMPLE	1/14/14	6	0-0	.000	0-0	.000	0-0	.000	0	2	2	1	4	1	0	0	0	1.5	
at USF	1/18/14	9	0-0	.000	0-0	.000	0-0	.000	0	1	1	1	4	2	0	0	0	1.4	
UCF	1/23/14	6	0-1	.000	0-0	.000	0-0	.000	1	2	3	1	5	0	0	0	0	1.3	
at Temple	01/26/14	20	2-4	.500	0-0	.000	0-0	.000	2	1	3	1	6	4	0	1	2	4.1	
USF	2/2/14	7	0-1	.000	0-0	.000	0-0	.000	1	0	1	1	5	1	0	0	1	1.4	
at SMU	02/08/14	2	0-0	.000	0-0	.000	0-0	.000	0	0	0	1	5	0	0	0	0	1.3	
at UCF	2/19/14	5	2-3	.667	0-0	.000	1-1	1.000	0	0	0	1	4	1	0	0	1	5.1	
Totals		0	146	12-21	.571	0-0	.000	7-8	.875	14	15	29	1.4	24	2	8	12	3.1	1.5

NYARSUK'S SEASON & CAREER HIGHS

2013-14 Season

5 at UCF, 2/19/14	Pts	12 vs. Arkansas Little-Rock, 12/6/12
4 at Temple, 1/26/14	FG Atts	6, 3x (last vs. Arkansas Little-Rock, 12/6/12)
2, 4x (last at UCF, 2/19/14)	FG Made	5 vs. Arkansas-Little Rock, 12/6/12
0	3PT-FG Atts	0
0	3PT-FG Made	0
4, 2x (last vs. Chicago State, 12/23/13)	Rebs	6, 4x (last vs. UConn, 3/2/13)
2 vs. Kennesaw State, 11/29/13	Assts	2, 2x (last vs. Kennesaw State, 11/29/13)
1, 2x (last at UCF, 2/19/14)	Stls	1, 4x (last at UCF, 2/19/14)
3 at Houston, 1/7/14	Blks	5 vs. N.C. A&T, 11/18/12
20 at Temple, 1/26/14	Mins	24 vs. UT Martin, 11/11/12

NYARSUK'S MISCELLANEOUS STATISTICS

Category	2013-14	Career
Double-Figure Scoring Games	0	1
Double-Figure Rebounding Games	0	0
Double-Double Games	0	0
20-Point Scoring Games	0	0
Games Led UC in Scoring	0	0
Games Led UC in Rebounding	0	0
Games Led UC in Assists	0	0
Games With 3+ Assists	0	0
Games With 3+ Blocks	1	5
Games With 3+ Steals	0	0
Games With 3+ Three-Pointers	0	0

GAME-BY-GAME STATISTICS

2012-13 (JUNIOR SEASON)

Opponent	Date	gs	min	Total		3-Pointers		Free throws		Rebounds		pf	a	t/o	blk	stl	pts	avg		
				fg-fga	pct	3fg-fga	pct	ft-fra	pct	off	def								tot	avg
UT MARTIN	11/11/12	24	4-6	.667	0-0	.000	1-1	1.000	1	5	6	6.0	2	0	0	2	0	9.0		
MISS. VALLEY ST.	11/13/12	13	3-5	.600	0-0	.000	2-4	.500	2	1	3	4.5	2	0	1	0	0	8.8		
NORTH CAROLINA A&T	11/18/12	12	3-3	1.000	0-0	.000	0-0	.000	2	4	6	5.0	0	1	3	5	0	6.7		
CAMPBELL	11/20/12	19	3-6	.500	0-0	.000	0-0	.000	1	3	4	4.8	1	0	1	1	1	6.7		
vs Iowa State	11/23/12	23	2-3	.667	0-0	.000	1-2	.500	3	2	5	4.8	2	1	0	1	0	5.6		
vs Oregon	11/24/12	11	0-1	.000	0-0	.000	0-0	.000	2	3	5	4.8	5	0	1	0	0	5.7		
ALABAMA	12/01/12	10	0-2	.000	0-0	.000	0-0	.000	2	1	3	4.6	0	0	0	0	0	4.9		
UALR	12/6/12	17	5-6	.833	0-0	.000	2-3	.667	2	4	6	4.8	4	0	2	1	0	12.5		
UMES	12/8/12	16	2-3	.667	0-0	.000	0-0	.000	1	1	2	4.4	3	0	3	2	0	4.6		
at Marshall	12/15/12	16	2-3	.667	0-0	.000	0-0	.000	2	3	5	4.5	3	0	2	1	0	4.4		
vs Xavier	12/19/12	10	0-0	.000	0-0	.000	0-0	.000	1	1	2	4.3	0	0	1	1	0	4.9		
WRIGHT STATE	12/22/12	10	1-4	.250	0-0	.000	0-0	.000	1	1	2	4.1	2	0	0	4	0	4.7		
NEW MEXICO	12/27/12	9	1-1	1.000	0-0	.000	0-0	.000	0	0	0	3.8	1	0	0	0	0	4.5		
at PITT	12/31/12	19	3-3	1.000	0-0	.000	0-0	.000	3	0	3	3.7	2	0	0	0	0	6.4		
ST. JOHNS	1/5/13	6	0-1	.000	0-0	.000	0-0	.000	0	0	0	3.5	0	0	0	1	0	4.3		
NOTRE DAME	1/7/13	10	2-2	1.000	0-0	.000	0-0	.000	0	3	3	3.4	1	0	1	0	1	4.4		
at Rutgers	1/12/13	6	0-1	.000	0-0	.000	0-0	.000	0	2	2	3.4	0	0	0	0	0	4.0		
at DePaul	01-15-13	18	1-1	1.000	0-0	.000	0-0	.000	2	1	3	3.3	1	1	1	3	0	2.9		
MARQUETTE	1/19/13	18	1-4	.250	0-0	.000	0-2	.000	1	1	2	3.3	5	1	1	4	0	2.8		
at Syracuse	1/21/13	7	0-1	.000	0-0	.000	0-0	.000	0	0	0	3.1	1	0	0	0	0	3.6		
RUTGERS	1/30/13	2	0-0	.000	0-0	.000	0-0	.000	0	0	0	3.0	0	0	1	0	0	3.4		
at Seton Hall	2/2/13	7	0-0	.000	0-0	.000	2-3	.667	1	1	2	2.9	0	0	0	0	0	2.4		
at Providence College	2/6/13	6	1-1	1.000	0-0	.000	0-0	.000	0	0	0	2.8	1	0	0	0	0	2.3		
PITT	2/9/13	13	0-0	.000	0-0	.000	0-0	.000	0	3	3	2.8	0	1	0	1	0	3.2		
VILLANOVA	2/12/13	4	0-0	.000	0-0	.000	0-0	.000	0	0	0	2.7	2	0	0	0	0	3.0		
GEORGETOWN	2/15/13	3	1-1	1.000	0-0	.000	0-0	.000	0	0	0	2.6	0	0	0	0	0	2.3		
at UCONN	2/21/13	13	0-0	.000	0-0	.000	0-0	.000	1	1	2	2.6	1	2	0	0	0	2.9		
at Notre Dame	2-24-13	8	0-1	.000	0-0	.000	0-0	.000	0	1	1	2.5	2	0	0	0	0	2.8		
UCONN	03/02/13	17	3-5	.600	0-0	.000	0-0	.000	5	1	6	2.6	5	0	2	2	0	6.9		
at LOUISVILLE	3/4/13	15	1-2	.500	0-0	.000	0-0	.000	2	3	5	2.7	2	0	0	0	0	2.9		
USF	3/9/13	6	0-0	.000	0-0	.000	0-0	.000	0	0	0	2.6	1	0	1	0	0	2.8		
vs Georgetown	3/14/13	2	0-0	.000	0-0	.000	0-0	.000	0	0	0	2.5	1	0	1	0	0	2.7		
vs Creighton	3/22/13	3	0-0	.000	0-0	.000	0-0	.000	0	0	0	2.5	1	0	0	0	0	2.6		
Totals		2	373	39-66	.591	0-0	.000	8-15	.533	35	46	8.1	2.5	51	7	22	29	2	8.6	2.6

NYARSUK'S CAREER STATISTICS

			Total		3-Point		F-Throws		Rebounds											Scoring	
Season	gp-gs	min/avg	fg-fga	pct	fg-fga	pct	ft-fa	pct	off	def	tot	avg	pf	fo	ast	to	blk	stl	pts	avg	
2012-13	33-2	373/11.3	39-66	.591	0-0	.000	8-15	.533	35	46	81	2.5	51	3	7	22	29	2	86	2.6	
2013-14	21-0	146/7.0	12-21	.571	0-0	.000	7-8	.875	14	15	29	1.4	24	0	2	8	12	2	31	1.5	
TOTAL	54-2	519/9.6	51-87	.586	0-0	.000	15-23	.652	49	61	110	2.0	75	3	9	30	41	4	117	2.2	



ZACK TOBLER

FR. • F • 6-5 • 215
FORT MITCHELL, KY.
COVINGTON CATHOLIC

45

2013-14 Season (Freshman): Saw action in win over UCF (1/23) ... Missed a three-point attempt against Chicago State (12/23) ... Pulled down a rebound against Middle Tennessee (12/21) ... Grabbed a rebound in his first career action versus Appalachian State (11/16).

Prior to Cincinnati: Averaged 14 points and eight rebounds as a senior at Covington Catholic High School, helping the Colonels to a 27-7 record and the district championship and second-place region finish ... scored 36 points in a game his junior season – the fourth most in school history

for a single game ... coached in basketball by Scott Ruthsatz ... played goalie on the school's lacrosse team his junior and senior seasons.

Personal: Zachary Matthew Tobler ... born Oct. 22, 1994 in Fort Mitchell, Ky. ... son of Liz and Matt Tobler ... has one brother (Jordan) and one sister (Lauren) ... majoring in business economics.

TOBLER'S SEASON & CAREER HIGHS

2013-14 Season			Career
0	Pts		0
1, 3x (last vs. Middle Tennessee, 12/21/13)	FG Atts	1, 3x (last vs. Middle Tennessee, 12/21/13)	
0	FG Made		0
1 vs. USC Upstate, 12/2/13	3PT-FG Atts	1 vs. USC Upstate, 12/2/13	
0	3PT-FG Made		0
1, 2x (last vs. Middle Tennessee, 12/21/13)	Rebs	1, 2x (last vs. Middle Tennessee, 12/21/13)	
0	Assts		0
0	Stls		0
0	Blks		0
4 vs. USC Upstate, 12/2/13	Mins	4 vs. USC Upstate, 12/2/13	

TOBLER'S MISCELLANEOUS STATISTICS

Category	2013-14	Career
Double-Figure Scoring Games	0	0
Double-Figure Rebounding Games	0	0
Double-Double Games	0	0
20-Point Scoring Games	0	0
Games Led UC in Scoring	0	0
Games Led UC in Rebounding	0	0
Games Led UC in Assists	0	0
Games With 3+ Assists	0	0
Games With 3+ Blocks	0	0
Games With 3+ Steals	0	0
Games With 3+ Three-Pointers	0	0

GAME-BY-GAME STATISTICS

2013-14 (FRESHMAN SEASON)

Opponent	Date	gs	min	Total fg-fga	pct	3-Pointers 3fg-fga	pct	Free throws ft-fa	pct	Rebounds off def tot	avg	pf	a	to	blk	stl	pts	avg
APPALACHIAN ST.	11/16/13	2		0-0	.000	0-0	.000	0-0	.000	0	1	1	1.0	0	0	0	0	0.0
UMASS LOWELL	11/26/13	1		0-0	.000	0-0	.000	0-0	.000	0	0	0	0.5	0	0	0	0	0.0
KENNESAW ST.	11/29/13	1		0-1	.000	0-0	.000	0-0	.000	0	0	0	0.3	1	0	0	0	0.0
USC UPSTATE	12/03/13	4		0-1	.000	0-1	.000	0-0	.000	0	0	0	0.3	0	0	0	0	0.0
vs Xavier	12/14/13	1		0-0	.000	0-0	.000	0-0	.000	0	0	0	0.2	0	0	0	0	0.0
MIDDLE TENNESSEE	12/21/13	2		0-1	.000	0-0	.000	0-0	.000	1	0	1	0.3	0	0	0	0	0.0
CHICAGO STATE	12/23/13	1		0-1	.000	0-1	.000	0-0	.000	0	0	0	0.3	0	0	0	0	0.0
UCF	1/23/14	1		0-0	.000	0-0	.000	0-0	.000	0	0	0	0.3	0	0	0	0	0.0
Totals		0	13	0-4	.000	0-2	.000	0-0	.000	1	1	2	0.3	1	0	0	0	0.0

TOBLER'S CAREER STATISTICS

Season	gp-gs	min/avg	Total fg-fga	pct	3-Point fg-fga	pct	F-Throws ft-fa	pct	Rebounds off def tot	avg	pf	fo	ast	to	blk	stl	Scoring pts	avg
2013-14	8-0	13/1.6	0-4	.000	0-2	.000	0-0	.000	1	1	2	0.3	1	0	0	0	0	0.0
TOTAL	8-0	13/1.6	0-4	.000	0-2	.000	0-0	.000	1	1	2	0.3	1	0	0	0	0	0.0

GAME 1 • GLOBAL SPORTS SHOOTOUT • NOV. 8, 2013

NC CENTRAL (61) AT CINCINNATI (74)

FIFTH THIRD ARENA (CINCINNATI, OHIO)



Official Basketball Box Score -- Game Totals -- Final Statistics
North Carolina Centr vs Cincinnati
11/08/13 8 p.m. ET at Cincinnati, Ohio (Fifth Third Arena)



North Carolina Centr 61 • 0-1

#	Player	Total		3-Ptr		Rebounds			PF	TP	A TO Blk Stl				Min
		FG-FGA	FT-FGA	FG-FGA	FT-FGA	Off	Def	Tot			A	TO	Blk	Stl	
01	COPELAND, Jay	f	4-8	0-0	3-4	6	2	8	5	11	0	1	1	1	25
05	ANYAORAH, Ebuka	f	3-6	1-2	0-0	1	5	6	4	7	1	2	1	0	37
13	GROVES, Reggie	g	0-4	0-3	1-2	0	4	4	1	1	1	4	0	0	20
14	INGRAM, Jeremy	g	7-14	2-5	11-16	0	0	0	5	27	0	2	0	0	33
32	CHAPMAN, Emanuel	g	1-4	0-2	0-0	0	3	3	2	2	4	3	0	4	36
02	PARKS, Jordan	g	2-2	0-0	0-0	1	2	3	5	4	0	2	1	0	14
03	MOODY, Juwan	g	0-0	0-0	0-0	0	0	0	1	0	0	0	0	0	6
40	HOUSTON, Alfonzo	g	2-10	0-2	5-6	1	1	2	3	9	1	1	0	1	29
	Team					2	1	3			1				
	Totals		19-48	3-14	20-28	11	18	29	29	61	7	16	3	6	200

FG % 1st Half: 8-23 34.8% 2nd half: 11-25 44.0% Game: 19-48 39.6% Deadball Rebounds 4.1
3FG % 1st Half: 1-7 14.3% 2nd half: 2-7 28.6% Game: 3-14 21.4%
FT % 1st Half: 9-14 64.3% 2nd half: 11-14 78.6% Game: 20-28 71.4%

Cincinnati 74 • 1-0

#	Player	Total		3-Ptr		Rebounds			PF	TP	A TO Blk Stl				Min
		FG-FGA	FT-FGA	FG-FGA	FT-FGA	Off	Def	Tot			A	TO	Blk	Stl	
02	RUBLES, Titus	f	3-7	0-0	7-12	3	5	8	3	13	0	3	1	3	31
03	THOMAS, Shaquille	f	1-2	0-0	0-0	2	3	5	2	2	0	3	0	0	11
05	JACKSON, Justin	f	4-5	0-0	0-0	2	1	3	4	8	0	2	3	0	21
14	GUYN, Ge'Lawn	g	2-7	2-4	0-0	0	1	1	3	6	3	0	0	0	23
23	KILPATRICK, Sean	g	6-13	2-7	8-9	3	4	7	3	22	4	2	0	3	34
00	DAVIS III, Jeremiah	g	1-2	0-1	0-0	1	1	2	1	2	0	0	0	0	9
10	CAUPAIN, Troy	g	0-3	0-1	2-2	0	2	2	0	2	2	1	0	0	13
11	LAWRENCE, Jermaine	g	1-4	0-0	4-5	1	1	2	3	6	1	0	0	2	17
15	SANDERS, Jermaine	g	4-8	3-6	2-3	2	2	4	2	13	3	0	0	0	31
25	JOHNSON, Kevin	g	0-5	0-2	0-0	0	2	2	1	0	0	0	0	0	9
33	NYARSUK, David	g	0-0	0-0	0-0	0	0	0	0	0	0	1	0	0	1
	Team					1	1	2							
	Totals		22-56	7-21	23-31	17	21	38	22	74	13	12	4	8	200

FG % 1st Half: 12-29 41.4% 2nd half: 10-27 37.0% Game: 22-56 39.3% Deadball Rebounds 6.1
3FG % 1st Half: 3-11 27.3% 2nd half: 4-10 40.0% Game: 7-21 33.3%
FT % 1st Half: 13-19 68.4% 2nd half: 10-12 83.3% Game: 23-31 74.2%

Officials: Steve Olson, Archibald Whaley, Bart Lenox
Technical fouls: North Carolina Centr-COPELAND, Jay. Cincinnati-RUBLES, Titus.
Attendance: 6532

Score by periods	1st	2nd	Total
North Carolina Centr	26	35	61
Cincinnati	40	34	74

	In Paint	Off T/O	2nd Chance	Fast Break	Bench
Points NCCUM	28	10	13	13	13
CIN	26	18	19	4	23

Last FG - NCCUM 2nd-01:51, CIN 2nd-02:09.
Largest lead - NCCUM by 8 1st-12:38, CIN by 15 2nd-16:17.

Score tied - 1 time.
Lead changed - 1 time.

GAME 3 • GLOBAL SPORTS SHOOTOUT • NOV. 16, 2013

APPALACHIAN STATE (49) AT CINCINNATI (77)

FIFTH THIRD ARENA (CINCINNATI, OHIO)



Official Basketball Box Score -- Game Totals -- Final Statistics
Appalachian St. vs Cincinnati
11/16/13 2 pm ET at Fifth Third Arena (Cincinnati, Ohio)



Appalachian St. 49 • 0-3

#	Player	Total		3-Ptr		Rebounds			PF	TP	A TO Blk Stl				Min
		FG-FGA	FT-FGA	FG-FGA	FT-FGA	Off	Def	Tot			A	TO	Blk	Stl	
01	BASKIN, Tevin	f	5-14	1-2	0-0	3	2	5	3	11	0	2	2	3	30
04	OBACHA, Michael	f	2-3	0-0	1-2	3	2	5	3	5	0	1	0	1	24
15	SPAGNOLO, Tommy	f	1-7	0-0	2-2	3	4	7	4	4	0	0	2	0	23
02	HAMILTON, Tab	g	2-11	1-4	0-1	3	1	4	0	5	0	3	0	0	28
23	NEAL, Mike	g	1-13	0-4	2-2	2	1	3	0	4	4	3	0	1	30
00	KOBANI, Mike	g	5-6	0-0	1-2	2	0	2	4	11	0	1	0	0	23
10	BURGESS, Chris	g	2-5	1-3	0-0	0	1	1	1	5	3	3	0	0	23
21	EAVES, Frank	g	0-3	0-1	0-0	0	0	0	0	0	0	0	0	0	6
32	TONEY, Ty	g	1-3	0-0	2-2	0	2	2	2	4	0	1	0	0	13
	Team					4	2	6							
	Totals		19-65	3-14	8-11	20	15	35	17	49	7	14	4	5	200

FG % 1st Half: 9-39 23.1% 2nd half: 10-26 38.5% Game: 19-65 29.2% Deadball Rebounds 1.2
3FG % 1st Half: 1-5 20.0% 2nd half: 2-9 22.2% Game: 3-14 21.4%
FT % 1st Half: 2-3 66.7% 2nd half: 6-8 75.0% Game: 8-11 72.7%

Cincinnati 77 • 3-0

#	Player	Total		3-Ptr		Rebounds			PF	TP	A TO Blk Stl				Min
		FG-FGA	FT-FGA	FG-FGA	FT-FGA	Off	Def	Tot			A	TO	Blk	Stl	
02	RUBLES, Titus	f	6-10	0-0	1-2	5	2	7	3	13	2	3	1	2	24
03	THOMAS, Shaquille	f	3-9	0-0	4-4	4	3	7	0	10	2	1	1	1	27
05	JACKSON, Justin	f	4-9	0-0	0-2	3	1	4	3	8	3	1	4	1	19
14	GUYN, Ge'Lawn	g	1-2	0-0	0-0	0	1	1	2	2	0	0	0	0	3
23	KILPATRICK, Sean	g	5-8	2-4	0-0	0	4	4	0	12	0	1	0	1	28
00	DAVIS III, Jeremiah	g	0-1	0-0	0-0	0	0	0	0	0	0	0	0	0	5
10	CAUPAIN, Troy	g	5-6	0-1	3-3	1	3	4	2	13	4	2	0	1	26
11	LAWRENCE, Jermaine	g	2-6	0-0	1-3	0	6	6	0	5	2	3	1	0	22
15	SANDERS, Jermaine	g	3-8	2-3	2-2	2	3	5	1	10	0	2	0	1	20
25	JOHNSON, Kevin	g	1-5	0-1	0-0	1	1	2	1	2	0	0	0	0	17
33	NYARSUK, David	g	1-3	0-0	0-0	4	0	4	2	2	0	1	1	0	7
45	TOBLER, Zack	g	0-0	0-0	0-0	0	1	1	0	0	0	0	0	0	2
	Team					1	1	2							
	Totals		31-67	4-9	11-16	21	26	47	14	77	13	14	8	7	200

FG % 1st Half: 16-32 50.0% 2nd half: 15-35 42.9% Game: 31-67 46.3% Deadball Rebounds 3.2
3FG % 1st Half: 2-5 40.0% 2nd half: 2-4 50.0% Game: 4-9 44.4%
FT % 1st Half: 6-10 60.0% 2nd half: 5-6 83.3% Game: 11-16 68.8%

Officials: Mike Stuart, Ted Valentine, Doug Sirmons
Technical fouls: Appalachian St.-None. Cincinnati-None.
Attendance: 6194

Score by periods	1st	2nd	Total
Appalachian St.	21	28	49
Cincinnati	40	37	77

Last FG - APP 2nd-01:39, CIN 2nd-00:44.
Largest lead - APP None, CIN by 28 2nd-02:00.

Score tied - 0 times.
Lead changed - 0 times.

GAME 2 • GLOBAL SPORTS SHOOTOUT • NOV. 12, 2013

NC STATE (57) AT CINCINNATI (68)

FIFTH THIRD ARENA (CINCINNATI, OHIO)



Official Basketball Box Score -- Game Totals -- Final Statistics
NC State vs Cincinnati
11/12/13 5 pm ET at Fifth Third Arena (Cincinnati, Ohio)



NC State 57 • 1-1

#	Player	Total		3-Ptr		Rebounds			PF	TP	A TO Blk Stl				Min
		FG-FGA	FT-FGA	FG-FGA	FT-FGA	Off	Def	Tot			A	TO	Blk	Stl	
24	Warren, T.J.	f	5-15	1-4	2-2	1	9	10	3	13	0	1	1	2	37
22	Washington, Kyle	f	0-2	0-0	0-0	1	1	2	3	0	0	0	0	0	11
05	Lee, Desmond	g	4-13	0-3	2-4	1	3	4	1	10	1	2	0	1	33
12	Lewis, Tyler	g	2-8	1-4	2-2	0	1	1	3	7	3	2	0	0	29
22	Turner, Ralston	g	4-10	4-7	1-2	3	1	4	4	13	1	0	0	0	25
02	Barber, Anthony	g	2-6	1-1	3-6	0	1	1	2	8	2	1	0	1	29
10	Freeman, Lennard	g	1-2	0-0	1-3	3	2	5	4	3	0	0	1	1	23
21	Any, BeeJay	g	1-2	0-0	1-2	2	1	3	3	3	0	1	1	0	13
	Team					5	1	6							
	Totals		19-58	7-19	12-21	16	20	36	23	57	7	8	3	5	200

FG % 1st Half: 11-28 39.3% 2nd half: 8-30 26.7% Game: 19-58 32.8% Deadball Rebounds 5.1
3FG % 1st Half: 4-9 44.4% 2nd half: 3-10 30.0% Game: 7-19 36.8%
FT % 1st Half: 9-12 75.0% 2nd half: 3-9 33.3% Game: 12-21 57.1%

Cincinnati 68 • 2-0

		Total		3-Ptr	Rebounds										
#	Player	FG-FGA	FT-FGA	FT-FTA	Off	Def	Tot	PF	TP	A	TO	Blk	Stl	Min	
02	RUBLES, Titus	f	5-9	0-0	4-6	3	4	7	3	14	2	0	1	0	27
03	THOMAS, Shaquille	f	2-4	0-0	2-3	2	0	2	2	6	0	1	1	1	25
05	JACKSON, Justin	f	4-8	0-0	2-4	2	8	10	3	10	0	2	4	1	25
14	GUYN, Ge'Lawn	g	2-6	0-1	0-2	1	0	1	3	4	2	1	1	0	25
23	KILPATRICK, Sean	g	5-13	3-6	8-8	1	0	1	3	21	3	1	0	2	31
00	DAVIS III, Jeremiah	g	0-0	0-0	0-0	0	0	0	1	0	0	1	0	0	2
10	CAUPAIN, Troy	g	0-3	0-0	5-6	1	3	4	3	5	0	1	0	0	19
11	LAWRENCE, Jermaine	g	2-4	0-0	0-0	3	5	8	2	4	0	1	1	0	16
15	SANDERS, Jermaine	g	1-3	0-0	2-2	2	2	4	1	4	0	1	1	1	22
25	JOHNSON, Kevin	g	0-3	0-1	0-0	0	0	0	2	0	0	1	0	0	5
33	NYARSUK, David	g	0-0	0-0	0-0	1	0	1	0	0	0	1	0	0	3
Team					1	4	5								
Totals			21-53	3-8	23-31	17	26	43	23	68	7	11	9	5	200

GAME 5 • NOV. 26, 2013
UMASS LOWELL (49) AT CINCINNATI (79)
FIFTH THIRD ARENA (CINCINNATI, OHIO)



Official Basketball Box Score -- Game Totals -- Final Statistics
UMass Lowell vs Cincinnati
11/26/13 7 p.m. ET at Fifth Third Arena (Cincinnati, Ohio)



UMass Lowell 49 • 0-6

#	Player		Total		3-Ptr		Rebounds			PF	TP	A TO Blk Stl				Min
			FG-FGA	FT-FTA	FG-FGA	FT-FTA	Off	Def	Tot			A	TO	Blk	Stl	
23	Kerry Weldon	f	1-2	0-0	0-2	1	4	5	2	0	1	1	3	20		
24	Tyler Livingston	f	3-5	3-4	0-0	1	5	6	3	9	0	3	0	32		
04	Chad Holley	g	3-9	0-2	4-7	0	3	3	2	10	1	4	0	40-		
11	Akeem Williams	g	4-10	0-4	1-1	0	4	4	9	3	5	0	1	24		
21	DJ Mlachnik	g	1-10	0-5	5-6	0	3	3	2	7	1	8	0	36		
13	Mark Cornelius		1-2	0-0	2-2	0	0	0	0	4	0	0	0	12		
34	Kennedy Chukwuocha		2-3	0-0	1-1	0	2	2	4	5	0	2	0	19		
42	Parris Massey		1-1	0-0	1-2	2	2	4	3	3	1	2	3	0	17	
	Team					0	1	1								
Totals			16-42	3-15	14-21	4	24	28	23	49	6	28	4	8	200	

FG % 1st Half: 10-20 50.0% 2nd half: 6-22 27.3% Game: 16-42 38.1% Deadball Rebounds 2,2
3FG % 1st Half: 2-8 25.0% 2nd half: 1-7 14.3% Game: 3-15 20.0%
FT % 1st Half: 5-8 62.5% 2nd half: 9-13 69.2% Game: 14-21 66.7%

Cincinnati 79 • 5-0

#	Player		Total		3-Ptr		Rebounds			PF	Tp	A TO Blk Stl				Min
			FG-FA	FT-FTA	FG-FA	FT-FTA	Off	Def	Tot			A	TO	Blk	Stl	
02	RUBLES, Titus	f	3-6	0-0	1-1	1	5	6	0	7	0	3	2	2	21	
03	THOMAS, Shaquille	f	3-7	0-2	1-2	1	3	4	1	7	5	0	0	2	24	
05	JACKSON, Justin	f	5-13	0-0	3-5	8	4	12	2	13	1	2	3	3	24	
14	GUYN, Ge'Lawn	g	3-7	1-5	3-4	0	3	3	1	10	0	1	0	0	18	
23	KILPATRICK, Sean	g	7-13	2-5	2-5	1	5	6	2	18	2	0	0	1	23	
00	DAVIS III, Jeremiah	g	0-0	0-0	2-2	0	0	0	1	2	1	0	0	1	7	
10	CAUPAIN, Troy		1-4	0-1	5-7	2	1	3	1	7	1	2	0	2	20	
11	LAWRENCE, Jermaine		1-5	0-0	0-0	0	1	1	5	2	0	3	0	2	13	
15	SANDERS, Jermaine		1-5	0-3	0-0	2	1	3	2	2	1	1	0	0	18	
25	JOHNSON, Kevin		3-7	0-3	1-2	0	1	1	2	7	1	0	0	0	15	
33	NYARSUK, David		2-2	0-0	0-0	1	1	2	3	4	0	0	0	0	16	
45	TOBLER, Zack		0-0	0-0	0-0	0	0	0	0	0	0	0	0	0	1	
	Team					0	2	2								
Totals			29-69	3-19	18-28	16	27	43	20	79	12	12	5	13	200	

FG % 1st Half: 16-38 42.1% 2nd half: 13-31 41.9% Game: 29-69 42.0% Deadball Rebounds 8
3FG % 1st Half: 3-10 30.0% 2nd half: 0-9 0.0% Game: 3-19 15.8%
FT % 1st Half: 12-18 66.7% 2nd half: 6-10 60.0% Game: 18-28 64.3%

Officials: Tom O'Neill, Bert Smith, Chris Beaver
Technical fouls: UMass Lowell-None. Cincinnati-None.
Attendance: 5477

Score by periods	1st	2nd	Total
UMass Lowell	27	22	49
Cincinnati	47	32	79

Last FG - UMLM 2nd-01:12, CIN 2nd-00:38.
Largest lead - UMLM by 5 1st-17:03, CIN by 33 2nd-02:28.

Score tied - 4 times.
Lead changed - 1 time.

GAME 6 • NOV. 29, 2013
KENNESAW STATE (67) AT CINCINNATI (95)
FIFTH THIRD ARENA (CINCINNATI, OHIO)



Official Basketball Box Score -- Game Totals -- Final Statistics
Kennesaw St. vs Cincinnati
11/29/13 4 p.m. ET at Fifth Third Arena (Cincinnati, Ohio)



Kennesaw St. 67 • 3-6

#	Player		Total		3-Ptr		Rebounds			PF	TP	A TO Blk Stl				Min
			FG-FGA	FT-FTA	FG-FGA	FT-FTA	Off	Def	Tot			A	TO	Blk	Stl	
01	PRUITT, Nigel	f	3-7	1-2	1-1	0	0	0	8	0	1	0	1	0	19	
05	MORENA, Bernard	f	2-7	1-2	0-0	1	2	3	4	5	1	5	0	0	24	
24	COLEMAN, Orlando	f	3-4	1-1	5-6	4	3	7	2	12	1	3	0	1	23	
50	KOAUSSI, Willy	c	3-3	0-0	2-3	2	3	5	4	8	1	2	0	0	16	
04	BROWN, Yonel	g	0-4	0-2	0-0	0	1	1	0	0	0	1	0	0	20	
03	LOVE, Delbert		3-11	2-5	0-0	0	1	1	0	8	3	0	0	2	25	
13	MONTGOMERY, Jordan		0-2	0-1	0-1	0	0	0	0	0	0	0	0	0	5	
21	DREES, Kris		2-2	0-0	0-0	1	1	2	2	4	0	2	0	0	14	
23	WOZNIAK, Tanner		2-7	2-6	4-6	0	1	1	0	10	1	0	0	0	13	
32	BYERS, Charlie		3-4	0-0	0-0	0	4	4	2	6	2	2	0	0	16	
45	OSEMHEN, Andrew		2-5	0-0	2-3	1	2	3	2	6	0	3	0	0	25	
	Team					3	1	4					1			
Totals			23-56	7-19	14-20	12	19	31	16	67	9	20	0	4	200	

FG % 1st Half: 9-25 36.0% 2nd half: 14-31 45.2% Game: 23-56 41.1% Deadball Rebounds 3
3FG % 1st Half: 4-7 57.1% 2nd half: 3-12 25.0% Game: 7-19 36.8%
FT % 1st Half: 6-8 75.0% 2nd half: 8-12 66.7% Game: 14-20 70.0%

Cincinnati 95 • 6-0

#	Player	Total		3-Ptr		Rebounds			PF	TP	A TO Blk Stl				Min
		FG-FGA	FT-FTA	FG-FGA	FT-FTA	Off	Def	Tot			A	TO	Blk	Stl	
02	RUBLES, Titus	f	3-7	0-0	8-8	2	3	5	2	14	1	0	0	2	21
03	THOMAS, Shaquille	f	5-7	1-1	0-0	0	2	2	1	11	2	0	0	2	21
05	JACKSON, Justin	f	5-12	0-0	1-2	2	5	7	3	11	1	0	4	0	24
14	GUYN, Ge'Lawn	g	4-7	0-2	0-1	1	1	2	2	8	2	0	0	0	21
23	KILPATRICK, Sean	g	7-16	5-10	1-1	1	2	3	1	20	6	5	0	2	26
00	DAVIS III, Jeremiah		1-1	0-0	0-0	1	1	2	0	2	1	0	0	0	6
10	CAUPAIN, Troy		2-4	0-0	2-2	2	1	3	1	6	2	2	1	2	19
11	LAWRENCE, Jermaine		4-8	0-0	1-2	3	1	4	9	1	2	0	0	0	23
15	SANDERS, Jermaine		2-5	1-3	1-2	3	2	5	0	6	0	0	0	3	13
25	JOHNSON, Kevin		2-4	0-1	0-0	2	1	3	4	4	2	0	0	0	11
33	NYARSUK, David		1-2	0-0	2-2	1	2	3	0	4	2	0	0	0	14
45	TOBLER, Zack		0-1	0-0	0-0	0	0	0	1	0	0	0	0	0	1
	Team					2	3	5							
Totals			36-74	7-17	16-20	20	24	44	19	95	20	9	6	11	200

FG % 1st Half: 20-41 48.8% 2nd half: 16-33 48.5% Game: 36-74 48.6% Deadball Rebounds 3
3FG % 1st Half: 3-9 33.3% 2nd half: 4-8 50.0% Game: 7-17 41.2%
FT % 1st Half: 5-7 71.4% 2nd half: 11-13 84.6% Game: 16-20 80.0%

Officials: Mike Roberts, Bret Smith, Matt Potter
Technical fouls: Kennesaw St.-COLEMAN, Orlando. Cincinnati-LAWRENCE, Jermaine.
Attendance: 6627

Score by periods	1st	2nd	Total
Kennesaw St.	28	39	67
Cincinnati	48	47	95

Last FG - KSU 2nd-03:35, CIN 2nd-01:24.
Largest lead - KSU by 2 1st-19:48, CIN by 34 2nd-07:07.

Score tied - 3 times.
Lead changed - 3 times.

GAME 7 • DEC. 3, 2013
USC UPSTATE (50) AT CINCINNATI (86)
FIFTH THIRD ARENA (CINCINNATI, OHIO)



Official Basketball Box Score -- Game Totals -- Final Statistics
USC Upstate vs Cincinnati
12/03/13 7 p.m. at Fifth Third Arena (Cincinnati, Ohio)



USC Upstate 50 • 5-4

#	Player		Total		3-Ptr		Rebounds			PF	TP	A TO Blk Stl				Min
			FG-FGA	FT-FTA	FG-FGA	FT-FTA	Off	Def	Tot			A	TO	Blk	Stl	
12	GLENN, Ricardo	f	3-6	0-0	6-6	2	3	5	2	12	2	4	0	0	23	
23	CRAIG, Torrey	f	4-16	0-6	2-5	5	3	8	2	10	2	2	0	0	32	
24	MAXEY, Jodd	f	2-3	0-0	0-2	0	2	2	4	4	1	2	0	1	17	
05	GREENE, Ty	g	0-4	0-3	2-2	1	2	3	1	2	3	2	0	1	34	
31	BLESSING, Mario	g	4-6	2-4	0-0	0	0	0	2	10	2	3	0	0	29	
03	MAWUENYEGA, Karim		1-4	0-1	0-0	0	1	1	1	2	0	1	0	0	9	
32	MILLER, Fred		1-3	1-2	0-0	0	2	2	3	3	1	4	0	0	18	
34	OLUMUYIWA, Babatund		2-2	0-0	0-1	1	3	4	4	4	0	3	0	0	22	
44	BUCHANAN, Michael		1-3	0-0	1-4	1	6	7	5	3	0	1	2	0	16	
	Team					1	2	3								
Totals			18-47	3-16	11-20	11	24	35	24	50	11	22	2	2	200	

FG % 1st Half: 12-24 50.0% 2nd half: 6-23 26.1% Game: 18-47 38.3% Deadball Rebounds 4,1
3FG % 1st Half: 1-5 20.0% 2nd half: 2-11 18.2% Game: 3-16 18.8%
FT % 1st Half: 9-17 52.9% 2nd half: 2-3 66.7% Game: 11-20 55.0%

Cincinnati 86 • 7-0

#	Player		Total		3-Ptr		Rebounds			PF	TP	A	TO	Blk	Stl	Min
			FG-FGA	FT-FTA	FG-FGA	FT-FTA	Off	Def	Tot							
02	RUBLES, Titus	f	1-5	0-0	5-6	3	4	7	3	7	0	1	0	1	25	
03	THOMAS, Shaquille	f	1-4	0-0	2-2	1	1	2	2	4	0	0	0	3	20	
05	JACKSON, Justin	f	2-5	0-0	2-3	1	1	2	2	6	3	2	0	2	20	
14	GUYN, Ge'Lawn	g	3-4	3-4	6-8	0	2	2	1	15	1	1	0	0	19	
23	KILPATRICK, Sean	g	6-9	6-9	4-4	0	3	3	0	22	7	1	0	0	26	
10	CAUPAIN, Troy		3-8	3-5	6-6	0	2	2	0	15	5	1	0	1	21	
11	LAWRENCE, Jermaine		1-2	0-0	0-2	1	3	4	3	2	1	1	2	1	22	
15	SANDERS, Jermaine		1-5	0-3	0-0	1	2	3	3	2	1	0	0	0	18	
25	JOHNSON, Kevin		4-7	1-4	0-0	0	1	1	3	9	1	0	0	1	16	
33	NYARSUK, David		1-1	0-0	2-3	0	1	1	4	4	0	0	1	0	9	
45	TOBLER, Zack		0-1	0-1	0-0	0	0	0	0	0	0	0	0	0	4	
	Team					0	0	0								
Totals			23-51	13-26	27-34	7	20	27	21	86	19	7	3	9	200	

GAME 9 • SKYLINE CHILI CROSSSTOWN CLASSIC • DEC. 14, 2013
CINCINNATI (47) VS. XAVIER (64)
U.S. BANK ARENA (CINCINNATI, OHIO)



Official Basketball Box Score -- Game Totals -- Final Statistics
Cincinnati vs Xavier
12/14/13 8:00 p.m. at Cincinnati, Ohio (US Bank Arena)



Cincinnati 47 • 7-2

#	Player		Total		3-Ptr		Rebounds			PF	TP	A	TO	Blk	Stl	Min				
			FG	FGA	FG	FGA	FT	FTA	Off								Def	Tot		
02	RUBLES, Titus	f	0-6	0-0	3-4		1	3	4	2	3	1	0	0	2	24				
03	THOMAS, Shaquille	f	5-8	2-3	1-4		1	0	1	1	13	1	1	1	1	35				
05	JACKSON, Justin	f	0-1	0-0	1-2		2	3	5	3	1	1	3	0	3	28				
14	GUYN, Ge'Lawn	g	0-2	0-1	0-0		0	0	0	1	0	0	1	0	0	10				
23	KILPATRICK, Sean	g	4-9	1-3	8-12		0	1	1	2	17	2	4	0	2	27				
10	CAUPAIN, Troy		2-8	1-3	0-1		1	3	4	5	0	1	0	0	2	25				
11	LAWRENCE, Jermaine		1-3	0-0	1-2		0	2	2	2	3	1	0	0	0	21				
15	SANDERS, Jermaine		0-1	0-1	0-0		0	0	0	1	0	0	0	0	0	6				
25	JOHNSON, Kevin		2-4	1-3	0-1		0	0	0	0	5	1	0	1	0	22				
33	NYARSUK, David		0-0	0-0	0-0		0	0	0	0	0	0	0	0	0	1				
45	TOBLER, Zack		0-0	0-0	0-0		0	0	0	0	0	0	0	0	0	1				
Team							2	1	3	1										
Totals				14-42	5-14		14	26	7	13	20	17	47	7	10	2	200			
FG % 1st Half: 8-25 32.0%			2nd half: 6-17 35.3%			Game: 14-42 33.3%			3FG % 1st Half: 3-8 37.5%			2nd half: 2-6 33.3%			Game: 5-14 35.7%			Deadball Rebounds 6		
FT % 1st Half: 6-12 50.0%			2nd half: 8-14 57.1%			Game: 14-26 53.8%														

Xavier 64 • 8-3

#	Player		Total		3-Ptr		Rebounds			PF	TP	A	TO	Blk	Stl	Min			
			FG-FGA	FG-FGA	FT-FTA	Off	Def	Tot											
20	MARTIN, Justin	f	5-9	3-5	4-4	1	4	5	4	17	2	4	0	1	29				
31	PHILMORE, Isaiah	f	2-3	0-0	2-2	0	2	2	1	6	1	2	0	0	23				
40	STAINBROOK, Matt	c	2-4	0-0	3-5	1	10	11	3	7	2	3	0	4	30				
00	CHRISTON, Semaj	g	3-7	2-3	0-0	2	2	2	5	8	2	4	0	0	20				
11	DAVIS, Dee	g	1-4	1-2	0-0	0	0	0	3	3	4	2	0	0	31				
00	REYNOLDS, Jalen	g	0-0	0-0	0-0	0	1	1	0	0	0	1	1	0	6				
02	FARR, James	g	4-4	2-2	0-0	2	4	6	5	10	1	0	0	0	13				
03	RANDOLPH, Brandon	g	3-6	2-3	0-0	1	3	4	2	8	1	3	0	0	24				
14	WHELAN, Tim	g	0-0	0-0	0-0	0	0	0	0	0	0	0	0	0	1				
15	DAVIS, Myles	g	2-2	1-1	0-0	0	1	1	0	5	3	0	0	1	17				
21	STAINBROOK, Tim	g	0-0	0-0	0-0	0	0	0	0	0	0	0	0	0	1				
22	AMOS, Landen	g	0-0	0-0	0-0	0	0	0	0	0	0	1	0	0	2				
32	COKER, Kevin	g	0-0	0-0	0-0	0	0	0	0	0	0	0	0	0	1				
35	STENGER, Erik	g	0-0	0-0	0-0	0	0	0	0	0	0	0	0	0	2				
Team						1	0	1											
Totals			22-39	11-16	9-11	6	27	33	24	64	16	20	2	6	200				
FG % 1st Half: 13-20 65.0%		2nd half: 9-19 47.4%		Game: 22-39 56.4%		3FG % 1st Half: 6-9 66.7%		2nd half: 5-7 71.4%		Game: 11-16 68.8%		FT % 1st Half: 9-10 90.0%		2nd half: 0-1 0.0%		Game: 9-11 81.8%		Deadball Rebounds 0	

Officials: Mike Stuart, Tim Clougherty, Tony Greene
Technical fouls: Cincinnati-None, Xavier-TEAM.
Attendance: 10250

Score by periods	1st	2nd	Total
Cincinnati	25	22	47
Xavier	41	23	64

Last FG - CIN 2nd-02:07, XU 2nd-03:43.
Largest lead - CIN None, XU by 22 2nd-03:43.

Score tied - 0 times.
Lead changed - 0 times.

GAME 10 • JIMMY V CLASSIC • DEC. 17, 2013
PITTSBURGH (43) VS. CINCINNATI (44)
MADISON SQUARE GARDEN (NEW YORK, N.Y.)



Official Basketball Box Score -- Game Totals -- Final Statistics
Pittsburgh vs Cincinnati
12/17/13 7pm at Madison Square Garden, New York, NY



Pittsburgh 43

#	Player		Total		3-Ptr		Rebounds			PF	TP	A	TO	Blk	Stl	Min
			FG-FGA	FG-FGA	FT-FTA	Off	Def	Tot								
02	YOUNG, Michael	f	1-4	0-1	2-4	2	5	7	0	4	2	1	1	1	30	
21	PATTERSON, Lamar	f	2-5	1-2	6-9	1	3	4	0	11	2	1	0	0	35	
42	ZANNA, Talib	c	3-6	0-0	6-10	1	3	4	4	12	0	2	0	1	34	
00	ROBINSON, James	g	1-3	1-2	2-2	0	2	2	0	5	3	1	0	1	33	
03	WRIGHT, Cameron	g	3-9	0-3	0-0	0	1	1	0	6	1	1	0	2	32	
01	ARTIS, Jamel		0-1	0-1	2-2	0	1	1	1	2	0	0	0	0	10	
05	JOHNSON, Durand		1-5	0-4	1-2	0	1	1	1	3	0	0	1	0	14	
11	RANDALL, Derrick		0-1	0-0	0-0	0	1	1	2	0	0	0	0	0	6	
13	NEWKIRK, Josh		0-1	0-0	0-0	0	0	0	1	0	1	1	0	0	6	
Team						4	2	6								
Totals			11-35	2-13	19-29	8	19	27	9	43	9	7	2	5	200	
FG % 1st Half: 6-21 28.6%			2nd half: 5-14 35.7%		Game: 11-35 31.4%										Deadball Rebounds 6	
3FG % 1st Half: 1-8 12.5%			2nd half: 1-5 20.0%		Game: 2-13 15.4%											
FT % 1st Half: 7-9 77.8%			2nd half: 12-20 60.0%		Game: 19-29 65.5%											

Cincinnati 44

#	Player		Total		3-Ptr		Rebounds			PF	TP	A	TO	Blk	Stl	Min
			FG-FGA	FG-FGA	FT-FTA	Off	Def	Tot								
02	RUBLES, Titus	f	3-9	0-0	0-0	1	1	2	3	6	1	1	1	1	1	30
03	THOMAS, Shaquille	f	0-4	0-0	0-0	1	1	2	2	0	0	1	0	0	0	20
05	JACKSON, Justin	f	6-8	0-0	0-0	7	2	9	4	12	3	3	2	1	1	32
14	GUYN, Ge'Lawn	g	2-6	1-2	0-0	0	0	0	2	5	0	0	0	0	0	22
23	KILPATRICK, Sean	g	4-13	1-8	0-0	2	4	6	1	9	0	1	0	0	0	35
10	CAUPAIN, Troy		1-1	1-1	1-2	0	2	2	2	4	2	3	0	0	0	18
11	LAWRENCE, Jermaine		2-5	0-0	0-0	1	0	1	2	4	1	0	0	0	0	15
15	SANDERS, Jermaine		2-7	0-2	0-1	1	5	6	3	4	1	0	0	1	1	22
25	JOHNSON, Kevin		0-0	0-0	0-0	0	1	1	1	0	0	0	0	1	1	3
33	NYARSUK, David		0-0	0-0	0-0	0	0	0	0	0	0	0	0	0	0	3
Team						3	3	6								
Totals			20-53	3-13	1-3	16	19	35	20	44	8	9	3	4	200	
FG % 1st Half: 10-28 35.7%			2nd half: 10-25 40.0%			Game: 20-53 37.7%						Deadball Rebounds 2				
3FG % 1st Half: 0-7 0.0%			2nd half: 3-6 50.0%			Game: 3-13 23.1%										
FT % 1st Half: 0-1 0.0%			2nd half: 1-2 50.0%			Game: 1-3 33.3%										

Officials: Bryan Kersey, John Gaffney, Jeff Clark
Technical fouls: Pittsburgh-None, Cincinnati-None.
Attendance:
2013 Jimmy V Classic

Score by periods	1st	2nd	Total
Pittsburgh	20	23	43
Cincinnati	20	24	44

Points	In	Off	2nd	Fast	Bench
PIT	16	15	4	6	13
CIN	30	9	16	2	12

Last FG - PITT 2nd-01:07, CIN 2nd-00:04.
Largest lead - PITT by 5 2nd-14:50, CIN by 5 1st-04:47.

Score tied - 7 times.
Lead changed - 10 times.

GAME 11 • DEC. 21, 2013
MIDDLE TENNESSEE (48) AT CINCINNATI (69)
FIFTH THIRD ARENA (CINCINNATI, OHIO)



Official Basketball Box Score -- Game Totals -- Final Statistics
Middle Tennessee vs Cincinnati
12/21/13 2 p.m. ET at Fifth Third Arena (Cincinnati, Ohio)



Middle Tennessee 48 • 8-4

#	Player		Total		3-Ptr		Rebounds			PF	TP	A	TO	Blk	Stl	Min
			FG	FGA	FT	FTA	Off	Def	Tot							
01	HUNTER, Neiko	f	2-7	0-1	3-4	2	1	3	5	7	0	2	0	3	21	
12	JONES, Shawn	f	2-7	0-0	0-2	3	2	5	4	4	0	1	1	0	23	
05	KNIGHT, Tweety	g	1-7	0-1	5-9	2	8	10	1	7	5	6	0	2	34	
10	RAYMOND, Jaqawn	g	2-5	1-3	2-2	0	0	0	4	7	2	1	0	1	22	
23	TARRANCE, Marcus	g	0-3	0-3	0-0	0	1	1	0	0	1	1	0	0	16	
00	GIBSON, Zane		0-0	0-0	2-2	0	0	0	0	2	0	0	0	1	2	
03	PHILLIPS, Joshua		0-0	0-0	0-0	0	1	1	1	0	0	0	0	0	9	
11	CHILTON, Tharon		0-0	0-0	0-0	0	0	0	0	0	0	1	0	0	2	
21	WALKER, Torin		0-0	0-0	0-0	0	0	0	0	0	0	0	0	0	4	
24	HAMMONDS, Kerry		5-10	5-8	2-2	0	2	2	0	17	1	3	1	0	32	
30	UPSHAW, Reggie		0-4	0-0	2-4	1	1	2	1	2	1	1	0	0	25	
42	ROZIER, Jacquez		0-2	0-0	2-2	0	0	0	4	2	0	1	0	0	10	
Team						4	2	6								
Totals			12-45	6-16	18-27	12	18	30	20	48	10	18	2	7	200	
FG % 1st Half: 5-21 23.8%			2nd half: 7-24 29.2%			Game: 12-45 26.7%						Deadball				
3FG % 1st Half: 4-11 36.4%			2nd half: 2-5 40.0%			Game: 6-16 37.5%						Rebounds				
FT % 1st Half: 7-15 46.7%			2nd half: 11-12 91.7%			Game: 18-27 66.7%						4,3				

GAME 13 • DEC. 28, 2013
NEBRASKA (59) AT CINCINNATI (74)
FIFTH THIRD ARENA (CINCINNATI, OHIO)



Official Basketball Box Score -- Game Totals -- Final Statistics
Nebraska vs Cincinnati
12/28/13 Noon ET at Fifth Third Arena (Cincinnati, Ohio)



Nebraska 59 • 8-4

##	Player	Total		3-Ptr	Rebounds			PF	TP	A TO Blk Stl				Min
		FG-FGA	FG-FGA		Off	Def	Tot			A	TO	Blk	Stl	
35	Pitchford, Walter	f	1-5	0-2	0-0	2	1	3	2	2	0	0	0	21
00	Webster, Tai	g	3-9	1-2	0-0	2	0	2	1	7	2	4	0	36
05	Petteway, Terran	g	6-14	4-5	6-6	1	4	5	2	22	1	2	1	30
15	Gallegos, Ray	g	6-13	4-9	2-2	0	3	3	5	18	3	0	1	38
31	Shields, Shavon	g	1-11	0-2	0-1	3	5	8	4	2	3	2	0	33
03	Parker, Benny		0-0	0-0	0-0	0	0	0	4	0	1	1	0	18
04	Hawkins, Nathan		0-0	0-0	0-0	0	0	0	1	0	1	1	0	4
21	Smith, Leslee		3-4	0-0	2-2	1	3	4	8	1	1	2	0	20
Team					3	2	5							
Totals			20-56	9-20	10-11	12	18	30	23	59	12	11	4	200

FG % 1st Half: 10-31 32.3% 2nd half: 10-25 40.0% Game: 20-56 35.7% Deadball Rebounds 0,3
3FG % 1st Half: 3-11 27.3% 2nd half: 6-9 66.7% Game: 9-20 45.0%
FT % 1st Half: 4-4 100.0 2nd half: 6-7 85.7% Game: 10-11 90.9%

Cincinnati 74 • 11-2

##	Player	Total		3-Ptr	Rebounds			PF	TP	A TO Blk Stl				Min
		FG-FGA	FG-FGA		Off	Def	Tot			A	TO	Blk	Stl	
02	RUBLES, Titus	f	2-4	0-0	0-0	2	5	7	4	4	1	1	1	30
03	THOMAS, Shaquille	f	1-4	0-0	1-2	0	2	2	1	3	0	0	0	17
05	JACKSON, Justin	f	6-14	0-0	3-5	5	5	10	3	15	2	1	4	21
14	GUYN, Ge'Lawn	g	0-0	0-0	0-0	0	0	0	2	0	0	2	0	8
23	KILPATRICK, Sean	g	2-13	0-5	17-18	0	3	3	0	21	2	1	0	34
10	CAUPAIN, Troy		2-4	0-1	1-2	0	4	4	3	5	3	0	2	24
11	LAWRENCE, Jermaine		3-5	0-0	0-0	3	0	3	1	6	0	1	0	14
15	SANDERS, Jermaine		3-5	2-3	1-1	0	2	2	2	9	1	0	0	26
25	JOHNSON, Kevin		4-6	1-2	2-2	2	2	4	0	11	1	1	0	16
Team					3	2	5							
Totals			23-55	3-11	25-30	15	25	40	16	74	10	7	6	200

FG % 1st Half: 13-30 43.3% 2nd half: 10-25 40.0% Game: 23-55 41.8% Deadball Rebounds 1
3FG % 1st Half: 2-8 25.0% 2nd half: 1-3 33.3% Game: 3-11 27.3%
FT % 1st Half: 7-9 77.8% 2nd half: 18-21 85.7% Game: 25-30 83.3%

Officials: Jim Burr, John Higgins, Antonio Petty
Technical fouls: Nebraska-None. Cincinnati-None.
Attendance: 8257

Score by periods	1st	2nd	Total
Nebraska	27	32	59
Cincinnati	35	39	74

Last FG - NEB 2nd-01:06, CIN 2nd-04:48.
Largest lead - NEB by 2 1st-10:30, CIN by 17 2nd-04:48.

Score tied - 3 times.
Lead changed - 10 times.

GAME 15 • JAN. 4, 2014
CINCINNATI (69) AT NO. 18/18 MEMPHIS (53)
FEDEX FORUM (MEMPHIS, TENN.)



Official Basketball Box Score -- Game Totals -- Final Statistics
Cincinnati vs Memphis
1/4/14 11 a.m. at Memphis, Tenn. (FedExForum)



Cincinnati 69 • 13-2, 2-0

##	Player	Total		3-Ptr	Rebounds			PF	TP	A TO Blk Stl				Min
		FG-FGA	FG-FGA		Off	Def	Tot			A	TO	Blk	Stl	
02	RUBLES, Titus	f	1-6	0-0	0-1	2	5	7	4	2	4	0	1	26
03	THOMAS, Shaquille	f	4-9	1-1	1-3	3	1	4	2	10	0	0	1	30
05	JACKSON, Justin	f	6-10	0-0	1-2	2	6	8	3	13	2	3	7	31
14	GUYN, Ge'Lawn	g	1-3	1-2	0-0	0	2	2	0	3	0	2	0	15
23	KILPATRICK, Sean	g	5-11	1-3	7-9	1	1	2	0	18	1	4	0	32
10	CAUPAIN, Troy		3-6	1-2	0-0	0	3	3	1	7	5	1	0	19
11	LAWRENCE, Jermaine		2-6	0-0	2-2	1	0	1	0	6	0	0	0	11
15	SANDERS, Jermaine		1-3	1-2	0-0	0	4	4	2	3	2	0	1	20
25	JOHNSON, Kevin		2-3	1-1	2-2	1	2	3	3	7	1	2	0	16
Team					1	3	4							
Totals			25-57	6-11	13-19	11	27	38	15	69	15	12	10	200

FG % 1st Half: 11-33 33.3% 2nd half: 14-24 58.3% Game: 25-57 43.9% Deadball Rebounds 2
3FG % 1st Half: 2-6 33.3% 2nd half: 4-5 80.0% Game: 6-11 54.5%
FT % 1st Half: 3-5 60.0% 2nd half: 10-14 71.4% Game: 13-19 68.4%

Memphis 53 • 10-3, 1-1

##	Player	Total		3-Ptr	Rebounds			PF	TP	A TO Blk Stl				Min
		FG-FGA	FG-FGA		Off	Def	Tot			A	TO	Blk	Stl	
02	GOODWIN, Shaq	f	2-5	0-0	2-3	4	2	6	3	6	1	3	0	35
04	NICHOLS, Austin	f	1-4	0-0	0-0	0	1	1	0	2	0	0	2	11
01	JACKSON, Joe	g	6-13	0-1	1-2	0	5	5	1	13	2	5	0	33
03	CRAWFORD, Chris	g	2-11	1-5	0-0	1	5	6	1	5	4	2	0	38
55	JOHNSON, Geron	g	2-13	0-5	3-4	3	2	5	5	7	2	1	1	28
00	WILSON, Damien		0-0	0-0	0-0	0	0	0	1	0	0	0	0	0
05	KING, Nick		0-0	0-0	0-0	0	1	1	0	0	0	1	0	3
11	DIXON JR., Michael		4-12	1-6	3-6	2	2	4	4	12	1	3	0	29
12	PELLOM, David		4-5	0-0	0-0	3	4	7	4	8	1	1	1	23
Team					4	2	6							
Totals			21-63	2-17	9-15	17	24	41	19	53	11	16	4	200

FG % 1st Half: 12-26 46.2% 2nd half: 9-37 24.3% Game: 21-63 33.3% Deadball Rebounds 4,1
3FG % 1st Half: 1-7 14.3% 2nd half: 1-10 10.0% Game: 2-17 11.8%
FT % 1st Half: 1-1 100.0 2nd half: 8-14 57.1% Game: 9-15 60.0%

Officials: Ted Valentine, Steve Olson, Brent Hampton
Technical fouls: Cincinnati-JACKSON, Justin. Memphis-WILSON, Damien.
Attendance: 17191

Score by periods	1st	2nd	Total
Cincinnati	27	42	69
Memphis	26	27	53

Last FG - CIN 2nd-02:23, MEM 2nd-00:19.
Largest lead - CIN by 18 2nd-01:12, MEM by 7 1st-06:17.

Score tied - 5 times.
Lead changed - 5 times.

GAME 14 • JAN. 1, 2014
SMU (57) AT CINCINNATI (65)
FIFTH THIRD ARENA (CINCINNATI, OHIO)



Official Basketball Box Score -- Game Totals -- Final Statistics
SMU vs Cincinnati
1/1/14 6 p.m. ET at Fifth Third Arena (Cincinnati, Ohio)



SMU 57 • 10-3, 0-1

##	Player	Total		3-Ptr	Rebounds			PF	TP	A TO Blk Stl				Min
		FG-FGA	FG-FGA		Off	Def	Tot			A	TO	Blk	Stl	
02	WILLIAMS, Shawn	f	2-3	0-0	0-0	2	3	5	2	4	1	1	0	13
35	MOREIRA, Yanick	c	1-4	0-0	0-0	1	1	2	3	2	0	2	0	10
03	BROWN, Sterling	g	2-4	0-0	0-0	1	2	3	1	4	1	2	0	18
11	MOORE, Nic	g	4-10	0-2	1-1	0	0	0	4	9	5	4	0	35
12	RUSSELL, Nick	g	2-8	1-1	0-0	0	0	0	4	5	3	3	1	32
01	MANUEL, Ryan		0-1	0-0	0-0	0	1	1	1	0	1	1	0	14
04	FRAZIER, Keith		3-6	2-4	0-0	0	1	1	2	8	0	1	0	21
05	KENNEDY, Markus		4-9	0-0	4-4	2	7	9	4	12	1	0	3	27
15	CUNNINGHAM, Canner		2-2	0-0	0-0	0	2	2	2	4	0	0	1	9
34	MOORE, Ben		3-4	0-0	3-4	2	3	5	2	9	0	3	0	21
Team					2	2	4							
Totals			23-51	3-7	8-9	10	22	32	25	57	12	17	5	200

FG % 1st Half: 12-27 44.4% 2nd half: 11-24 45.8% Game: 23-51 45.1% Deadball Rebounds 2,2
3FG % 1st Half: 1-2 50.0% 2nd half: 2-5 40.0% Game: 3-7 42.9%
FT % 1st Half: 5-5 100.0 2nd half: 3-4 75.0% Game: 8-9 88.9%

Cincinnati 65 • 12-2, 1-0

##	Player	Total		3-Ptr	Rebounds			PF	TP	A TO Blk Stl				Min
		FG-FGA	FG-FGA		Off	Def	Tot			A	TO	Blk	Stl	
02	RUBLES, Titus	f	2-6	0-0	2-3	1	2	3	5	6	0	1	1	15
03	THOMAS, Shaquille	f	2-4	0-0	6-8	0	1	1	1	10	0	1	0	27
05	JACKSON, Justin	f	5-9	0-0	7-10	4	2	6	3	17	3	0	5	34
14	GUYN, Ge'Lawn	g	1-5	0-2	0-0	1	1	2	1	2	0	1	0	14
23	KILPATRICK, Sean	g	3-12	1-7	6-6	2	4	6	0	13	3	4	0	39
10	CAUPAIN, Troy		2-5	1-2	2-2	0	1	1	1	7	2	0	0	24
11	LAWRENCE, Jermaine		0-3	0-0	0-2	2	1	3	2	0	0	1	1	15
15	SANDERS, Jermaine		4-6	2-3	0-0	1	2	3	1	10	0	0	0	27
25	JOHNSON, Kevin		0-2	0-2	0-0	0	0	0	1	0	0	0	0	3
33	NYARSUK, David		0-0	0-0	0-0	0	0	0	1	0	0	0	0	2
Team					2	3	5							
Totals			19-52	4-16	23-31	13	17	30	16	65	8	8	7	200

FG % 1st Half: 8-26 30.8% 2nd half: 11-26 42.3% Game: 19-52 36.5% Deadball Rebounds 4
3FG % 1st Half: 4-11 36.4% 2nd half: 0-5 0.0% Game: 4-16 25.0%
FT % 1st Half: 12-13 92.3% 2nd half: 11-18 61.1% Game: 23-31 74.2%

Officials: Mike Stuart, Ray Natili, Doug Simmons
Technical fouls: SMU-None. Cincinnati-None.
Attendance: 7239

Score by periods	1st	2nd	Total
SMU	30	27	57
Cincinnati	32	33	65

Points	In Paint	Off T/O	2nd Chance	Fast Break	Bench
SMU	28	10	11	6	33
CIN	26	16	11	6	17

Last FG - SMU 2nd-00:18, CIN 2nd-01:34.
Largest lead - SMU by 8 1st-07:16, CIN by 11 2nd-00:21.

GAME 17 • JAN. 11, 2014
RUTGERS (51) AT CINCINNATI (71)
FIFTH THIRD ARENA (CINCINNATI, OHIO)



Official Basketball Box Score -- Game Totals -- Final Statistics
Rutgers vs Cincinnati
1/11/14 6 p.m. ET at Fifth Third Arena (Cincinnati, Ohio)



Rutgers 51 • 7-9, 1-2

#	Player	Total		3-Ptr		Rebounds			PF	TP	A TO Blk Stl				Min
		FG-FGA	FG-FGA	FT-FTA	Off Def Tot	PF	TP	A TO Blk Stl							
10	ETOU, Junior	f	2-6	0-1	0-1	1 2 3	5	4	1	1	1	1	0	20	35
11	JACK, Kadeem	f	3-10	0-0	4-12	4 5 9	3	10	1	4	0	0	0	35	25
33	JUDGE, Wally	f	1-6	0-0	2-2	1 2 3	5	4	0	3	0	0	0	23	30
44	MOORE, J.J.	f	3-8	0-4	0-1	0 4 4	2	6	3	2	0	2	2	30	30
04	MACK, Myles	g	6-14	1-6	4-4	0 1 1	1	17	2	1	1	1	1	35	35
00	KONE, Malik		2-2	0-0	1-1	0 1 1	3	5	0	2	0	1	1	10	10
03	OKORO, Kerwin		0-0	0-0	0-0	0 0 0	0	0	0	0	0	0	0	1	1
15	BROWN, Craig		1-4	1-1	0-0	2 0 2	4	3	2	0	0	2	2	21	21
21	ZURICH, Stephen		0-0	0-0	0-0	0 0 0	0	0	0	0	0	0	0	1	1
35	LEWIS, Greg		0-1	0-0	0-0	1 2 3	5	0	0	0	1	0	0	11	11
55	CAMPBELL, D'Von		1-5	0-3	0-0	1 1 2	2	0	0	0	0	0	0	13	13
Team						1 1 2		1							
Totals			19-56	2-15	11-21	11 19 30	28	51	9	14	3	6	200		200

FG % 1st Half: 13-30 43.3% 2nd half: 6-26 23.1% Game: 19-56 33.9% Deadball Rebounds 5,1
3FG % 1st Half: 1-6 16.7% 2nd half: 1-9 11.1% Game: 2-15 13.3%
FT % 1st Half: 5-9 55.6% 2nd half: 6-12 50.0% Game: 11-21 52.4%

Cincinnati 71 • 15-2, 4-0

#	Player	Total		3-Ptr		Rebounds			PF	TP	A TO Blk Stl				Min
		FG-FGA	FG-FGA	FT-FTA	Off Def Tot	PF	TP	A TO Blk Stl							
02	RUBLES, Titus	f	1-2	0-0	2-2	1 9 10	4	4	5	3	1	1	33	33	33
03	THOMAS, Shaquille	f	2-7	1-2	6-6	0 3 3	0	11	0	0	0	2	28	28	28
05	JACKSON, Justin	f	4-5	0-0	3-6	2 5 7	4	11	3	2	3	1	20	20	20
14	GUYN, Ge'Lawn	g	0-1	0-1	0-0	0 1 1	2	0	0	0	0	0	11	11	11
23	KILPATRICK, Sean	g	3-13	1-10	9-10	0 7 7	2	16	2	3	0	1	34	34	34
10	CAUPAIN, Troy		5-6	2-3	2-5	0 2 2	3	14	1	4	0	0	23	23	23
15	SANDERS, Jermaine		2-3	0-0	5-7	0 1 1	2	9	1	1	1	0	26	26	26
25	JOHNSON, Kevin		1-4	0-2	2-2	0 0 0	1	4	0	0	0	0	11	11	11
33	NYARSUK, David		0-1	0-0	2-2	0 1 1	3	2	0	1	2	0	14	14	14
Team						3 0 3									
Totals			18-42	4-18	31-40	6 29 35	21	71	12	14	7	5	200		200

FG % 1st Half: 9-21 42.9% 2nd half: 9-21 42.9% Game: 18-42 42.9% Deadball Rebounds 7,2
3FG % 1st Half: 1-8 12.5% 2nd half: 3-10 30.0% Game: 4-18 22.2%
FT % 1st Half: 15-20 75.0% 2nd half: 16-20 80.0% Game: 31-40 77.5%

Officials: Pat Driscoll, Hal Lusk, Alfred Smith
Technical fouls: Rutgers-None. Cincinnati-None.
Attendance: 10872

Score by periods	1st	2nd	Total
Rutgers	32	19	51
Cincinnati	34	37	71

Last FG - RUTGERS 2nd-11:45, CIN 2nd-00:47.
Largest lead - RUTGERS by 3 1st-15:18, CIN by 20 2nd-00:47.
Score tied - 8 times.
Lead changed - 8 times.

GAME 19 • JAN. 18, 2014
NO. 19/23 CINCINNATI (61) AT USF (54)
USF SUN DOME (TAMPA, FLA.)



Official Basketball Box Score -- Game Totals -- Final Statistics
Cincinnati vs USF
1/18/14 5 PM at Tampa, Fla. (Sun Dome)



Cincinnati 61 • 17-2, 6-0

#	Player	Total		3-Ptr		Rebounds			PF	TP	A TO Blk Stl				Min
		FG-FGA	FG-FGA	FT-FTA	Off Def Tot	PF	TP	A TO Blk Stl							
02	RUBLES, Titus	f	2-5	0-0	1-2	1 3 4	1	5	5	5	3	0	32	32	32
03	THOMAS, Shaquille	f	3-4	0-0	4-4	1 2 3	3	10	0	2	0	1	23	23	23
05	JACKSON, Justin	f	3-8	0-0	3-5	3 2 5	2	9	2	2	1	3	26	26	26
14	GUYN, Ge'Lawn	g	3-4	2-3	0-0	0 3 3	3	8	0	0	0	1	22	22	22
23	KILPATRICK, Sean	g	7-17	2-9	2-3	0 2 2	2	18	1	0	0	2	39	39	39
10	CAUPAIN, Troy		1-5	1-3	2-2	0 6 6	1	5	2	2	0	0	18	18	18
15	SANDERS, Jermaine		2-6	2-4	0-0	0 1 1	0	6	2	0	2	0	26	26	26
25	JOHNSON, Kevin		0-0	0-0	0-0	0 0 0	0	0	0	0	0	0	5	5	5
33	NYARSUK, David		0-0	0-0	0-0	0 1 1	2	0	0	0	0	0	9	9	9
Team						2 3 5									
Totals			21-49	7-19	12-16	7 23 30	14	61	12	11	6	7	200		200

FG % 1st Half: 10-23 43.5% 2nd half: 11-26 42.3% Game: 21-49 42.9% Deadball Rebounds 1
3FG % 1st Half: 3-11 27.3% 2nd half: 4-8 50.0% Game: 7-19 36.8%
FT % 1st Half: 7-9 77.8% 2nd half: 5-7 71.4% Game: 12-16 75.0%

USF 54 • 10-8, 1-4

#	Player	Total		3-Ptr		Rebounds			PF	TP	A TO Blk Stl				Min
		FG-FGA	FG-FGA	FT-FTA	Off Def Tot	PF	TP	A TO Blk Stl							
02	RUDD, Victor	f	5-13	0-4	2-2	2 7 9	2	12	2	2	0	0	32	32	32
03	LEDAY, Zach	f	0-2	0-0	2-2	4 1 5	3	2	0	0	0	0	21	21	21
05	LEGUNU, John	c	4-5	0-0	2-4	1 6 7	1	10	0	1	0	0	27	27	27
00	BROCK, Martino	g	3-6	0-1	2-4	1 1 2	2	8	2	3	0	2	22	22	22
04	ALLEN JR, Corey	g	0-4	0-1	0-0	0 2 2	3	0	3	3	1	2	31	31	31
10	HEATH, Josh		1-5	0-0	0-0	0 0 0	1	2	6	2	0	0	19	19	19
15	MCLENDON, Shemiye		0-1	0-0	0-0	1 2 3	0	0	1	2	0	0	9	9	9
21	HAWKINS, Javontae		6-9	2-3	1-2	0 1 1	3	15	0	0	0	0	23	23	23
23	PERRY, Chris		1-6	0-0	3-4	1 3 4	1	5	0	0	0	0	16	16	16
Team						2 1 3									
Totals			20-51	2-9	12-18	12 24 36	16	54	14	13	1	4	200		200

FG % 1st Half: 8-22 36.4% 2nd half: 12-29 41.4% Game: 20-51 39.2% Deadball Rebounds 2
3FG % 1st Half: 1-4 25.0% 2nd half: 1-5 20.0% Game: 2-9 22.2%
FT % 1st Half: 9-14 64.3% 2nd half: 3-4 75.0% Game: 12-18 66.7%

Officials: Duke Edsall, Lee Cassell, Matt Potter
Technical fouls: Cincinnati-None. USF-None.
Attendance: 5322
Delay of game warning on CIN Justin Jackson at 10:24 of 2nd half

Score by periods	1st	2nd	Total
Cincinnati	30	31	61
USF	26	28	54

Last FG - CIN 2nd-02:28, USF 2nd-01:10.
Largest lead - CIN by 10 1st-09:35, USF by 2 1st-02:40.
Score tied - 3 times.
Lead changed - 6 times.

GAME 18 • JAN. 14, 2014
TEMPLE (58) AT NO. 19/23 CINCINNATI (69)
FIFTH THIRD ARENA (CINCINNATI, OHIO)



Official Basketball Box Score -- Game Totals -- Final Statistics
Temple vs Cincinnati
1/14/14 9 p.m. ET at Fifth Third Arena (Cincinnati, Ohio)



Temple 58 • 5-10, 0-5

#	Player	Total		3-Ptr		Rebounds			PF	TP	A TO Blk Stl				Min
		FG-FGA	FG-FGA	FT-FTA	Off Def Tot	PF	TP	A TO Blk Stl							
03	LEE, Anthony	f	5-16	0-0	4-7	3 8 11	3	14	0	2	1	3	33	33	33
23	WATSON, Devontae	f	0-0	0-0	0-0	0 1 1	4	0	0	1	0	1	10	10	10
01	BROWN, Josh	g	1-4	0-0	1-5	2 1 3	1	3	6	5	0	1	40	40	40
25	DECOSEY, Quenton	g	7-15	0-4	3-4	0 5 5	2	17	1	0	1	2	40	40	40
32	PEPPER, Dalton	g	8-15	4-7	1-2	0 2 2	2	21	0	4	0	0	40	40	40
10	WILLIAMS, Mark		1-2	1-1	0-0	0 2 2	3	3	0	1	0	0	19	19	19
13	PENDERGAST, Nick		0-0	0-0	0-0	0 1 1	1	0	0	0	0	0	0	0	0
15	MCDONNELL, Jimmy		0-0	0-0	0-0	1 2 3	3	0	0	2	0	0	18	18	18
Team						6 1 7									
Totals			22-52	5-12	9-18	12 23 35	19	58	7	15	2	7	200		200

FG % 1st Half: 10-25 40.0% 2nd half: 12-27 44.4% Game: 22-52 42.3% Deadball Rebounds 4,1
3FG % 1st Half: 3-5 60.0% 2nd half: 2-7 28.6% Game: 5-12 41.7%
FT % 1st Half: 2-5 40.0% 2nd half: 7-13 53.8% Game: 9-18 50.0%

Cincinnati 69 • 16-2, 5-0

#	Player		Total		3-Ptr		Rebounds			PF	TP	A				Min
			FG-FGA	FG-FGA	FT-FTA	Off	Def	Tot	To			Bk	Stl			
02	RUBLES, Titus	f	3-7	0-0	7-7	5	7	12	4	13	2	4	1	1	34	
03	THOMAS, Shaquille	f	2-3	0-0	0-0	2	2	4	2	4	3	1	0	0	24	
05	JACKSON, Justin	f	6-9	0-0	3-9	5	5	10	5	15	1	3	6	2	32	
14	GUYN, Ge'Lawn	g	1-8	0-4	0-0	1	1	2	1	2	1	0	0	1	20	
23	KILPATRICK, Sean	g	8-19	6-13	1-2	0	3	3	0	23	3	1	0	3	34	
10	CAUPAIN, Troy		0-3	0-2	2-2	0	0	0	3	2	5	0	0	1	17	
15	SANDERS, Jermaine		2-5	1-3	0-1	0	1	1	0	5	1	0	0	0	24	
25	JOHNSON, Kevin		1-2	1-1	2-2	1	0	1	1	5	0	2	0	0	9	
33	NYARSUK, David		0-0	0-0	0-0	0	2	2	1	0	0	0	0	0	6	
Team						1	1	2								
Totals			23-56	8-23	15-23	15	22	37	17	69	16	11	7	8	200	
FG % 1st Half: 10-30			33.3%	2nd half: 13-26	50.0%	Game: 23-56			41.1%	Deadball						
3FG % 1st Half: 3-11			27.3%	2nd half: 5-12	41.7%	Game: 8-23			34.8%	Rebounds						
FT % 1st Half: 4-7			57.1%	2nd half: 11-16	68.8%	Game: 15-23			65.2%	2,1						

GAME 21 • JAN. 26, 2014
NO. 15/16 CINCINNATI (80) AT TEMPLE (76)
LIACOURAS CENTER (PHILADELPHIA, PA.)



Official Basketball Box Score -- Game Totals -- Final Statistics
Cincinnati vs Temple
01/26/14 4:00pm at Philadelphia, Pa. (Liacouras Center)



Cincinnati 80 • 19-2, 8-0

##	Player		Total			3-Ptr			Rebounds			PF	TP	A	TO	Blk	Stl	Min
			FG-FGA	FG-FGA	FT-FTA	Off	Def	Tot	Off	Def	Tot							
02	RUBLES, Titus	f	4-7	0-0	1-2	2	4	6	3	9	4	2	1	1	34			
03	THOMAS, Shaquille	f	7-9	0-1	1-3	1	3	4	5	15	2	1	1	0	32			
05	JACKSON, Justin	f	0-1	0-0	1-2	0	1	1	0	1	0	0	0	0	6			
14	GUYN, Ge'Lawn	g	1-4	1-2	0-0	0	2	2	3	2	1	1	2	22				
23	KILPATRICK, Sean	g	9-19	5-11	6-8	3	5	8	3	29	0	1	1	2	37			
10	CAUPAIN, Troy		3-5	0-2	2-2	0	1	1	1	8	9	2	0	1	24			
15	SANDERS, Jermaine		1-2	0-1	2-3	0	2	2	4	0	2	1	0	16				
20	JOHNSON, Kevin		2-2	1-1	2-2	0	1	1	1	7	0	1	0	1	9			
33	NYARSUK, David		2-4	0-0	0-0	2	1	3	4	4	0	1	2	0	20			
Team						0	3	3										
Totals			29-53	7-18	15-22	8	23	31	23	80	17	11	7	7	200			

FG % 1st Half: 13-29 44.8% 2nd half: 16-24 66.7% Game: 29-53 54.7% Deadball
3FG % 1st Half: 5-14 35.7% 2nd half: 2-4 50.0% Game: 7-18 38.9% Rebounds
FT % 1st Half: 5-9 55.6% 2nd half: 10-13 76.9% Game: 15-22 68.2% 3

Temple 76 • 5-13, 0-7

##	Player		Total			3-Ptr			Rebounds			PF	TP	A	TO	Blk	Stl	Min
			FG-FGA	FG-FGA	FT-FTA	Off	Def	Tot	Off	Def	Tot							
03	LEE, Anthony	f	3-4	0-0	6-8	3	3	6	5	12	2	1	1	0	32			
23	WATSON, Devontae	f	0-0	0-0	0-0	1	2	3	0	0	0	2	0	12				
02	CUMMINGS, Will	g	2-7	2-3	8-9	2	4	6	4	14	5	2	0	0	36			
25	DECOSEY, Quenton	g	3-15	0-7	2-2	2	3	5	1	8	2	0	0	0	39			
32	PEPPER, Dalton	g	10-21	8-14	5-5	0	5	5	1	33	2	3	0	2	38			
01	BROWN, Josh		1-5	0-0	3-3	0	0	0	0	5	1	1	0	1	25			
10	WILLIAMS, Mark		1-2	0-0	0-0	1	1	2	3	2	1	2	0	0	13			
15	MCDONNELL, Jimmy		1-1	0-0	0-0	0	1	1	2	2	0	1	0	0	5			
Team						3	1	4										
Totals			21-55	10-24	24-27	12	20	32	16	76	13	11	3	3	200			

FG % 1st Half: 7-26 26.9% 2nd half: 14-29 48.3% Game: 21-55 38.2% Deadball
3FG % 1st Half: 2-12 16.7% 2nd half: 8-12 66.7% Game: 10-24 41.7% Rebounds
FT % 1st Half: 10-11 90.9% 2nd half: 14-16 87.5% Game: 24-27 88.9% 2

Officials: Ted Valentine, Ray Natili, Jeffrey Anderson
Technical fouls: Cincinnati-None. Temple-None.
Attendance: 6753

Score by periods	1st	2nd	Total
Cincinnati	36	44	80
Temple	26	50	76

Last FG - CIN 2nd-01:22, TU 2nd-00:36.
Largest lead - CIN by 19 2nd-14:07, TU by 1 1st-19:09.

Score tied - 5 times.
Lead changed - 2 times.

GAME 23 • FEB. 2, 2014
USF (45) AT NO. 13/15 CINCINNATI (50)
FIFTH THIRD ARENA (CINCINNATI, OHIO)



Official Basketball Box Score -- Game Totals -- Final Statistics
USF vs Cincinnati
2/2/14 12 p.m. ET at Fifth Third Arena (Cincinnati, Ohio)



USF 45 • 11-11, 2-7

##	Player		Total			3-Ptr			Rebounds			PF	TP	A	TO	Blk	Stl	Min
			FG-FGA	FG-FGA	FT-FTA	Off	Def	Tot	Off	Def	Tot							
02	RUDD, Victor	f	4-11	1-5	2-4	2	4	6	1	11	1	2	0	0	35			
03	LEDAY, Zach	f	1-2	0-1	0-0	0	2	2	2	2	0	0	0	0	11			
05	EGBUNU, John	c	2-3	0-0	0-0	3	4	7	1	4	0	1	2	0	27			
04	ALLEN JR, Corey	g	2-8	0-1	2-2	0	2	2	2	6	2	0	0	1	32			
15	MCLENDON, Sherniye	g	1-6	0-2	0-0	1	0	1	4	2	1	3	0	2	21			
00	BROCK, Martino		2-5	0-1	1-1	0	2	2	0	5	2	0	0	1	16			
10	HEATH, Josh		1-3	0-0	0-0	0	1	1	1	2	2	1	0	0	17			
21	HAWKINS, Javontae		0-3	0-1	0-0	1	0	1	0	0	0	1	0	0	11			
23	PERRY, Chris		6-8	0-0	1-1	1	6	7	2	13	0	1	1	0	30			
Team						1	1	2										
Totals			19-49	1-11	6-8	9	22	31	13	45	8	10	3	4	200			

FG % 1st Half: 7-21 33.3% 2nd half: 12-28 42.9% Game: 19-49 38.8% Deadball
3FG % 1st Half: 1-6 16.7% 2nd half: 0-5 0.0% Game: 4-17 23.5% Rebounds
FT % 1st Half: 3-3 100.0 2nd half: 3-5 60.0% Game: 6-8 75.0% 0

Cincinnati 50 • 21-2, 10-0

##	Player		Total			3-Ptr			Rebounds			PF	TP	A	TO	Blk	Stl	Min
			FG-FGA	FG-FGA	FT-FTA	Off	Def	Tot	Off	Def	Tot							
02	RUBLES, Titus	f	1-7	0-1	3-3	4	2	6	2	5	1	0	0	2	33			
03	THOMAS, Shaquille	f	1-6	0-0	0-0	1	1	2	0	2	0	0	0	1	23			
05	JACKSON, Justin	f	6-8	0-0	3-4	0	6	6	2	15	1	2	3	2	36			
14	GUYN, Ge'Lawn	g	3-6	2-4	0-0	1	2	3	2	8	0	1	1	1	21			
23	KILPATRICK, Sean	g	5-16	2-8	6-6	1	1	2	1	18	2	4	0	1	37			
10	CAUPAIN, Troy		0-2	0-1	0-0	0	2	2	0	0	2	0	0	1	17			
15	SANDERS, Jermaine		1-5	0-3	0-0	2	5	7	0	2	0	0	0	0	21			
25	JOHNSON, Kevin		0-0	0-0	0-0	0	0	0	1	0	0	1	0	0	5			
33	NYARSUK, David		0-1	0-0	0-0	1	0	1	1	0	0	0	1	0	7			
Team						2	2	4										
Totals			17-51	4-17	12-13	12	21	33	9	50	7	8	5	8	200			

FG % 1st Half: 10-30 33.3% 2nd half: 7-21 33.3% Game: 17-51 33.3% Deadball
3FG % 1st Half: 3-9 33.3% 2nd half: 1-8 12.5% Game: 4-17 23.5% Rebounds
FT % 1st Half: 1-2 50.0% 2nd half: 11-11 100.0% Game: 12-13 92.3% 1,2

Officials: John Huggins, Ron Groover, Jeff Clark
Technical fouls: USF-None. Cincinnati-None.
Attendance: 10367

Score by periods	1st	2nd	Total
USF	18	27	45
Cincinnati	24	26	50

Last FG - USF 2nd-02:12, CIN 2nd-01:41.
Largest lead - USF by 3 2nd-07:59, CIN by 9 1st-15:16.

Score tied - 2 times.
Lead changed - 6 times.

GAME 22 • JAN. 30, 2014
NO. 13/15 CINCINNATI (69) AT NO. 12/7 LOUISVILLE (66)
KFC YUM! CENTER (LOUISVILLE, KY.)



Official Basketball Box Score -- Game Totals -- Final Statistics
Cincinnati vs Louisville
1/30/14 7:02PM at KFC Yum! Center, Louisville, KY



Cincinnati 69 • 20-9, 6-0

##	Player		Total			3-Ptr			Rebounds			PF	TP	A	TO	Blk	Stl	Min
			FG-FGA	FG-FGA	FT-FTA	Off	Def	Tot	Off	Def	Tot							
02	RUBLES, Titus	f	3-4	0-0	2-2	3	5	8	3	8	2	5	0	1	36			
03	THOMAS, Shaquille	f	4-5	0-1	3-4	2	4	6	3	11	1	2	0	0	29			
05	JACKSON, Justin	f	5-8	0-0	1-1	4	5	9	2	11	3	5	2	2	37			
14	GUYN, Ge'Lawn	g	2-3	2-3	0-0	0	2	2	2	6	1	1	0	1	20			
23	KILPATRICK, Sean	g	7-18	3-9	11-11	1	4	5	2	28	2	3	0	0	37			
10	CAUPAIN, Troy		0-5	0-1	0-0	1	2	3	0	0	1	2	0	0	22			
15	SANDERS, Jermaine		2-4	1-2	0-0	0	1	1	2	5	2	2	0	0	18			
25	JOHNSON, Kevin		0-0	0-0	0-0	0	0	0	0	0	0	0	0	0	1			
Team						0	2	2										
Totals			23-47	6-16	17-18	11	25	36	14	69	12	20	2	4	200			

FG % 1st Half: 11-28 39.3% 2nd half: 12-19 63.2% Game: 23-47 48.9% Deadball
3FG % 1st Half: 3-10 30.0% 2nd half: 3-6 50.0% Game: 6-16 37.5% Rebounds
FT % 1st Half: 3-4 75.0% 2nd half: 14-14 100.0% Game: 17-18 94.4% 0

Louisville 66 • 17-4,6-2

#	Player		Total			3-Ptr			Rebounds			PF	TP	A	TO	Blk	Stl	Min
			FG	FGA	FT-FTA	Off	Def	Tot	Off	Def	Tot							
11	HANCOCK, Luke	f	5-12	2-8	4-4	0	0	0	1	16	6	4	0	1	37			
24	HARRELL, Montrezl	f	9-13	0-1	0-2	3	3	6	3	18	2	3	2	0	39			
12	MATHIANG, Mangok	c	0-0	0-0	0-0	1	1	2	0	0	0	0	2	0	11			
00	ROZIER, Terry	g	3-7	2-3	2-2	1	1	2	2	10	0	1	0	1	22			
02	SMITH, Russ	g	6-15	2-6	2-4	1	2	3	3	16	4	4	1	1	32			
03	JONES, Chris		3-11	0-3	0-0	1	1	2	3	6	0	0	0	0	23			
15	HENDERSON, Tim		0-0	0-0	0-0	0	0	0	0	0	0	1	0	0	3			
20	BLACKSHEAR, Wayne		0-0	0-0	0-0	0	2	2	3	0	0	0	1	0	5			
44	VAN TREESE, Stephen		0-1	0-0	0-0	3	4	7	3	0	1	0	0	0	28			
	Team					1	0	1										
Totals			26-59	6-21	8-12	11	14	25	18	66	13	13	6	3	200			

GAME 25 • FEB. 8, 2014
NO. 7/7 CINCINNATI (55) AT SMU (76)
MOODY COLISEUM (DALLAS, TEXAS)



Official Basketball Box Score -- Game Totals -- Final Statistics
Cincinnati vs SMU
02/08/14 6:35 p.m. at Dallas, Texas (Moody Coliseum)



Cincinnati 55 • 22-3 (11-1 AAC)

#	Player	Total		3-Ptr	Rebounds			PF	TP	A		TO	Blk	Stl	Min
		FG	FGA		Off	Def	Tot								
02	RUBLES, Titus	f	2-5	0-1	4-4	2	3	5	2	8	1	2	1	5	33
03	THOMAS, Shaquille	f	2-5	0-2	1-2	0	1	1	1	5	0	2	0	2	24
05	JACKSON, Justin	f	4-6	0-0	2-3	5	4	9	5	10	0	6	1	1	26
14	GUYN, Ge'Lawn	g	1-5	0-3	0-0	2	0	2	4	2	0	2	0	2	25
23	KILPATRICK, Sean	g	5-18	3-12	9-11	4	2	6	3	22	3	1	0	1	38
10	CAUPAIN, Troy		0-4	0-4	1-2	0	1	1	3	1	2	2	0	0	16
11	LAWRENCE, Jermaine		0-0	0-0	0-1	0	1	1	3	0	1	2	1	0	13
15	SANDERS, Jermaine		2-3	0-1	0-0	1	2	3	0	4	1	0	0	0	17
25	JOHNSON, Kevin		1-2	1-1	0-0	1	0	1	1	3	0	1	0	0	6
33	NYARSUK, David		0-0	0-0	0-0	0	0	0	0	0	0	0	0	0	2
Team					1	1	2				1				
Totals			17-48	4-24	17-23	16	15	31	22	55	8	19	3	11	200

FG % 1st Half: 8-21 38.1% 2nd half: 9-27 33.3% Game: 17-48 35.4% Deadball Rebounds 3
3FG % 1st Half: 3-12 25.0% 2nd half: 1-12 8.3% Game: 4-24 16.7%
FT % 1st Half: 5-8 62.5% 2nd half: 12-15 80.0% Game: 17-23 73.9%

SMU 76 • 19-5 (8-3 AAC)

#	Player	Total		3-Ptr	Rebounds			PF	TP	A		TO	Blk	Stl	Min
		FG	FGA		Off	Def	Tot								
02	WILLIAMS, Shawn	f	1-1	0-0	0-0	2	0	2	2	2	1	0	0	0	20
05	KENNEDY, Markus	f	2-4	0-0	0-1	0	3	3	3	4	4	3	1	2	26
06	BROWN, Sterling	g	2-5	0-1	2-2	2	3	5	2	6	3	2	0	1	29
11	MOORE, Nic	g	4-8	2-5	4-5	0	0	0	2	14	2	5	0	1	36
12	RUSSELL, Nick	g	4-9	1-3	6-6	1	2	3	4	15	1	2	0	3	30
04	FRAZIER, Keith		2-6	1-3	0-0	0	1	1	0	5	0	0	0	0	14
13	HEAD, Crandall		2-4	0-2	0-1	0	2	2	2	4	1	1	0	0	11
15	CUNNINGHAM, Cannen		4-5	0-0	3-3	2	1	3	1	11	1	1	1	2	13
34	MOORE, Ben		4-4	0-0	7-7	1	4	5	3	15	2	0	2	1	21
35	MOREIRA, Yanick		0-0	0-0	0-0	0	0	0	0	0	0	0	0	0	0+
Team					0	2	2				2				
Totals			25-46	4-14	22-25	8	18	26	19	76	15	16	4	10	200

FG % 1st Half: 14-25 56.0% 2nd half: 11-21 52.4% Game: 25-46 54.3% Deadball Rebounds 1
3FG % 1st Half: 3-9 33.3% 2nd half: 1-5 20.0% Game: 4-14 28.6%
FT % 1st Half: 7-9 77.8% 2nd half: 15-16 93.8% Game: 22-25 88.0%

Officials: Mike Stuart, John Gaffney, Jose Carrion
Technical fouls: Cincinnati-TEAM. SMU-None.
Attendance: 7278

Score by periods		1st	2nd	Total
Cincinnati		24	31	55
SMU		38	38	76

	In	Off	2nd	Fast	Bench
Points CIN	18	T/O	Chance	Break	
SMU	34	24	9	4	8
		20	10	11	35

Last FG - CIN 2nd-00:01, SMU 2nd-03:01.
Largest lead - CIN by 2 1st-18:29, SMU by 24 2nd-02:44.
Score tied - 2 times.
Lead changed - 1 time.

GAME 27 • FEB. 19, 2014
NO. 7/9 CINCINNATI (77) AT UCF (49)
CFE ARENA (ORLANDO, FLA.)



Official Basketball Box Score -- Game Totals -- Final Statistics
Cincinnati vs UCF
2/19/14 7 p.m. ET at CFE Arena - Orlando, Fla.



Cincinnati 77 • 24-3, 13-1

#	Player	Total		3-Ptr	Rebounds			PF	TP	A		TO	Blk	Stl	Min
		FG	FGA		Off	Def	Tot								
02	RUBLES, Titus	f	2-6	0-1	2-2	1	3	4	3	6	3	0	0	1	24
03	THOMAS, Shaquille	f	4-8	0-0	0-0	1	1	2	3	8	1	2	1	0	24
05	JACKSON, Justin	f	5-12	0-0	0-2	3	4	7	2	10	1	2	4	3	26
14	GUYN, Ge'Lawn	g	2-4	1-2	0-0	1	2	3	2	5	1	1	0	0	13
23	KILPATRICK, Sean	g	8-16	6-12	1-2	0	2	2	0	23	1	0	0	1	29
10	CAUPAIN, Troy		2-2	1-1	0-0	1	0	1	0	5	6	0	0	1	19
11	LAWRENCE, Jermaine		0-4	0-0	1-2	1	4	5	2	1	0	0	2	0	21
15	SANDERS, Jermaine		4-5	1-2	0-0	2	3	5	2	9	1	1	0	2	24
25	JOHNSON, Kevin		2-4	0-1	1-1	0	2	2	2	5	3	0	1	0	15
33	NYARSUK, David		2-3	0-0	1-1	0	0	0	1	5	0	0	0	1	5
Team					3	3	6								
Totals			31-64	9-19	6-10	13	24	37	17	77	17	6	8	9	200

FG % 1st Half: 16-34 47.1% 2nd half: 15-30 50.0% Game: 31-64 48.4% Deadball Rebounds 1
3FG % 1st Half: 5-12 41.7% 2nd half: 4-7 57.1% Game: 9-19 47.4%
FT % 1st Half: 3-4 75.0% 2nd half: 3-6 50.0% Game: 6-10 60.0%

UCF 49 • 10-14, 2-11

#	Player	Total		3-Ptr	Rebounds			PF	TP	A		TO	Blk	Stl	Min
		FG	FGA		Off	Def	Tot								
01	SPURLOCK, Tristan	f	2-5	1-3	2-2	1	3	4	1	7	1	3	2	0	24
02	BLAIR, Staphon	f	0-3	0-0	2-2	2	3	5	1	2	0	0	3	0	20
03	SYKES, Isaiah	g	5-15	1-4	2-6	5	5	10	0	13	2	7	1	1	37
11	NEWELL, Calvin	g	3-9	2-7	0-0	0	2	2	2	8	3	2	0	2	26
22	GOODWIN, Brandon	g	0-2	0-1	0-0	0	1	1	0	0	2	1	0	0	14
04	WALKER, Daquan		1-4	0-3	0-0	1	1	2	0	1	2	2	0	0	12
05	McCRORY, Eugene		0-0	0-0	0-0	0	1	1	2	0	0	1	0	0	4
12	WILLIAMS, Matt		1-6	1-5	0-0	1	1	2	0	3	1	0	0	0	20
15	KARELL, Dylan		0-0	0-0	0-0	0	0	0	1	0	0	0	0	0	2
24	HANEY, Steven		1-2	1-2	0-0	0	0	0	1	3	0	0	0	0	6
32	WILSON, Kasey		1-4	1-2	0-1	0	2	2	2	3	0	0	0	0	15
34	McBRIDE, Justin		2-4	0-0	4-4	2	3	5	1	8	0	1	0	0	20
Team					5	1	6				1				
Totals			16-54	7-27	10-15	17	23	40	12	49	11	16	6	3	200

FG % 1st Half: 4-23 17.4% 2nd half: 12-31 38.7% Game: 16-54 29.6% Deadball Rebounds 2
3FG % 1st Half: 2-14 14.3% 2nd half: 5-13 38.5% Game: 7-27 25.9%
FT % 1st Half: 8-11 72.7% 2nd half: 2-4 50.0% Game: 10-15 66.7%

Officials: Rick Crawford, Ted Valentine, Roger Ayers
Technical fouls: Cincinnati-None. UCF-None.
Attendance: 5637

Score by periods		1st	2nd	Total
Cincinnati		40	37	77
UCF		18	31	49

Last FG - CIN 2nd-00:51, UCF 2nd-00:42.
Largest lead - CIN by 31 2nd-00:51, UCF by 2 1st-17:40.
Score tied - 2 times.
Lead changed - 2 times.

GAME 26 • FEB. 15, 2014
HOUSTON (62) AT NO. 10/11 CINCINNATI (73)
FIFTH THIRD ARENA (CINCINNATI, OHIO)



Official Basketball Box Score -- Game Totals -- Final Statistics
Houston vs Cincinnati
2/15/14 3 p.m. ET at Fifth Third Arena (Cincinnati, Ohio)



Houston 62 • 12-13, 4-8

#	Player	Total		3-Ptr	Rebounds			PF	TP	A		TO	Blk	Stl	Min
		FG	FGA		Off	Def	Tot								
00	KNOWLES, Danrad	f	5-6	1-1	0-0	1	2	3	3	11	0	3	0	0	23
23	HOUSE, Danuel	f	4-6	1-2	1-1	1	2	3	2	10	1	2	1	0	28
35	THOMAS, TaShawn	f	3-8	0-0	4-5	1	5	6	1	10	2	1	0	1	34
02	MORRIS, Brandon	g	1-1	1-1	0-0	0	0	0	1	3	4	2	0	0	27
05	ROSE, L.J.	g	3-4	0-1	4-4	0	2	2	0	10	5	2	0	0	31
03	SIMMONS, Jaaron		1-1	0-0	0-0	0	0	0	2	2	0	0	0	0	8
04	BARNES, LeRon		1-4	0-0	0-0	0	1	1	2	2	0	0	0	1	3
14	WOMACK, Tione		2-4	0-2	0-0	0	0	0	2	4	2	0	0	0	14
21	STIGGERS, Jherrod		2-9	2-9	0-0	1	0	1	2	6	1	1	0	0	21
55	RICHARDSON, J.J.		2-2	0-0	0-0	0	2	2	1	4	0	2	0	1	11
Team					3	0	3								
Totals			24-45	5-16	9-10	7	14	21	16	62	15	13	1	3	200

FG % 1st Half: 11-24 45.8% 2nd half: 13-21 61.9% Game: 24-45 53.3% Deadball Rebounds 1,2
3FG % 1st Half: 4-10 40.0% 2nd half: 1-6 16.7% Game: 5-16 31.3%
FT % 1st Half: 2-2 100.0 2nd half: 7-8 87.5% Game: 9-10 90.0%

Cincinnati 73 • 23-3, 12-1

#	Player		Total		3-Ptr	Rebounds					PF	TP	A	TO	Blk	Stl	Min
			FG-FA	FG-FA	FT-FTA	Off	Def	Tot									
02	RUBLES, Titus	f	4-5	0-0	0-0	1	3	4	1	8	2	0	0	2	32		
03	THOMAS, Shaquille	f	5-10	0-1	1-2	1	1	2	2	11	1	1	0	1	28		
05	JACKSON, Justin	f	6-7	0-0	1-1	4	1	5	4	13	3	0	2	2	20		
14	GUYN, Ge'Lawn	g	3-7	2-4	0-1	1	2	3	1	8	1	1	0	1	26		
23	KILPATRICK, Sean	g	9-18	2-6	8-9	1	3	4	0	28	6	0	0	1	38		
10	CAUPAIN, Troy		0-3	0-1	2-2	1	2	3	2	2	0	0	0	1	12		
11	LAWRENCE, Jermaine		0-2	0-0	0-0	1	1	2	0	0	0	0	0	0	20		
15	SANDERS, Jermaine		1-3	1-3	0-0	2	1	3	1	3	2	1	0	1	19		
25	JOHNSON, Kevin		0-0	0-0	0-0	0	0	0	1	0	0	0	0	0	5		
	Team					1	0	1									
Totals			28-55	5-15	12-15	13	14	27	12	73	15	4	2	9	200		

GAME 29 • MARCH 1, 2014
NO. 11/12 CINCINNATI (45) AT UCONN (51)
XL CENTER (HARTFORD, CONN.)



Official Basketball Box Score -- Game Totals -- Final Statistics
Cincinnati vs UConn
3/1/14 12:00 p.m. at XL Center Hartford, Conn.



Cincinnati 45 • (24-5, 13-3)

#	Player	Total		3-Ptr		Rebounds			PF	TP	A TO Blk Stl				Min
		FG-FGA	FG-FGA	FT-FTA	Off Def Tot	PF	TP	A TO Blk Stl							
02	RUBLES, Titus	f	2-6	0-0	2-2	6	7	13	5	6	1	3	0	3	38
03	THOMAS, Shaquille	f	3-7	0-1	2-6	1	4	5	0	8	0	1	0	1	25
05	JACKSON, Justin	f	0-3	0-0	3-6	2	3	5	4	3	2	3	1	1	24
14	GUYN, Ge'Lawn	g	2-5	2-4	0-0	1	1	2	2	6	1	1	0	2	27
23	KILPATRICK, Sean	g	4-16	2-8	6-7	1	4	5	3	16	3	7	0	0	39
10	CAUPAIN, Troy	g	1-3	1-3	0-0	0	1	1	0	3	0	3	0	0	13
11	LAWRENCE, Jermaine	g	0-2	0-0	0-0	0	5	5	4	0	0	2	0	0	12
15	SANDERS, Jermaine	g	1-6	1-4	0-0	0	2	2	1	3	0	0	1	0	20
25	JOHNSON, Kevin	g	0-0	0-0	0-0	0	0	0	1	0	0	0	0	0	2
Team						3	3	6							
Totals			13-48	6-20	13-21	14	30	44	20	45	7	20	2	7	200

FG % 1st Half: 7-24 29.2% 2nd half: 6-24 25.0% Game: 13-48 27.1%
3FG % 1st Half: 5-10 50.0% 2nd half: 1-10 10.0% Game: 6-20 30.0%
FT % 1st Half: 6-7 85.7% 2nd half: 7-14 50.0% Game: 13-21 61.9%

Deadball
Rebounds
5

UConn 51 • (23-6, 11-5)

#	Player	Total		3-Ptr		Rebounds			PF	TP	A TO Blk Stl				Min
		FG-FGA	FG-FGA	FT-FTA	Off Def Tot	PF	TP	A TO Blk Stl							
02	DANIELS, DeAndre	f	2-5	0-0	0-0	1	3	4	2	4	1	3	1	1	15
30	KROMAH, Lasan	f	3-6	0-0	3-4	0	3	3	3	9	1	2	0	2	29
35	BRIMAH, Amida	c	1-3	0-0	1-2	0	1	1	4	3	0	0	3	0	17
11	BOATRIGT, Ryan	g	3-12	1-4	0-0	1	3	4	1	7	3	1	0	4	33
13	NAPIER, Shabazz	g	4-13	1-5	9-10	2	9	11	2	18	2	2	0	2	37
00	NOLAN, Phillip	g	0-1	0-0	4-4	1	1	2	2	4	0	1	0	0	18
03	SAMUEL, Terrence	g	1-2	0-0	1-2	0	0	0	1	3	1	0	0	1	16
05	GIFFEY, Niels	g	1-3	1-3	0-3	1	2	3	3	3	1	0	1	0	28
10	OLANDER, Tyler	g	0-0	0-0	0-0	0	0	0	1	0	0	0	0	0	2
12	FACEY, Kentan	g	0-0	0-0	0-0	0	0	0	0	0	0	0	0	0	1
21	CALHOUN, Omar	g	0-3	0-2	0-0	0	0	0	0	0	0	0	0	0	4
Team						0	2	2			1				
Totals			15-48	3-14	18-25	6	24	30	19	51	9	10	5	10	200

FG % 1st Half: 8-26 30.8% 2nd half: 7-22 31.8% Game: 15-48 31.3%
3FG % 1st Half: 2-7 28.6% 2nd half: 1-7 14.3% Game: 3-14 21.4%
FT % 1st Half: 8-10 80.0% 2nd half: 10-15 66.7% Game: 18-25 72.0%

Deadball
Rebounds
4

Officials: Ted Valentine, Wally Rutecki, Brent Hampton
Technical fouls: Cincinnati-None. UConn-None.
Attendance: 16294

Score by periods	1st	2nd	Total
Cincinnati	25	20	45
UConn	26	25	51

	In Paint	Off T/O	2nd Chance	Fast Break	Bench
Points CIN	14	4	8	5	6
UConn	16	20	2	8	10

Last FG - CIN 2nd-00:22, UCONN 2nd-07:39.
Largest lead - CIN by 6 1st-07:52, UCONN by 10 2nd-08:40.
Score tied - 3 times.
Lead changed - 8 times.

GAME 30 • MARCH 6, 2014
NO. 20/20 MEMPHIS (84) AT NO. 15/15 CINCINNATI (97)
FIFTH THIRD ARENA (CINCINNATI, OHIO)



Official Basketball Box Score -- Game Totals -- Final Statistics
Memphis vs Cincinnati
03/06/14 7:00 p.m. at Cincinnati, Ohio (Fifth Third Arena)



Memphis 84 • 22-8, 11-6

#	Player	Total		3-Ptr		Rebounds			PF	TP	A TO Blk Stl				Min
		FG-FGA	FG-FGA	FT-FTA	Off Def Tot	PF	TP	A TO Blk Stl							
02	GOODWIN, Shaq	f	3-5	0-0	2-3	4	5	9	5	8	4	6	1	1	32
04	NICHOLS, Austin	f	7-12	0-0	3-3	1	2	3	4	17	1	1	0	0	29
01	JACKSON, Joe	g	5-10	1-5	10-12	0	2	2	4	21	6	3	0	0	37
03	CRAWFORD, Chris	g	3-10	3-10	0-0	0	4	4	1	9	3	2	0	0	36
55	JOHNSON, Geron	g	3-9	2-5	0-0	1	2	3	5	8	2	0	0	0	25
05	KING, Nick	g	0-0	0-0	0-0	0	1	1	0	0	0	0	0	0	7
11	DIXON JR., Michael	g	7-14	3-7	2-2	1	0	1	3	19	2	1	1	0	24
12	PELLOM, David	g	1-2	0-0	0-0	0	2	2	1	2	0	0	0	0	10
Team						2	2	4			1				
Totals			29-62	9-27	17-20	9	20	29	23	84	18	14	2	1	200

FG % 1st Half: 12-29 41.4% 2nd half: 17-33 51.5% Game: 29-62 46.8%
3FG % 1st Half: 2-11 18.2% 2nd half: 7-16 43.8% Game: 9-27 33.3%
FT % 1st Half: 6-6 100.0 2nd half: 11-14 78.6% Game: 17-20 85.0%

Deadball
Rebounds
5,2

Cincinnati 97 • 25-5, 14-3

#	Player	Total		3-Ptr		Rebounds			PF	TP	A TO Blk Stl				Min
		FG-FGA	FG-FGA	FT-FTA	Off Def Tot	PF	TP	A TO Blk Stl							
02	RUBLES, Titus	f	9-13	0-0	6-6	2	3	5	4	24	1	0	1	1	37
03	THOMAS, Shaquille	f	2-6	0-0	0-0	1	1	2	2	4	0	0	1	0	22
05	JACKSON, Justin	f	6-13	0-0	1-4	4	5	9	3	13	3	0	2	3	30
14	GUYN, Ge'Lawn	g	1-3	0-1	2-4	0	1	1	4	4	1	0	1	1	22
23	KILPATRICK, Sean	g	11-18	2-5	10-11	0	1	1	0	34	3	0	0	1	36
00	COX, Derek	g	0-0	0-0	0-0	0	0	0	0	0	0	0	0	0	0+
10	CAUPAIN, Troy	g	0-2	0-2	6-7	0	4	4	2	6	2	1	0	1	23
11	LAWRENCE, Jermaine	g	0-0	0-0	0-2	1	2	3	0	0	0	1	0	0	8
15	SANDERS, Jermaine	g	3-5	2-4	0-0	0	1	1	2	8	3	0	0	0	19
25	JOHNSON, Kevin	g	0-0	0-0	4-4	0	0	0	0	4	0	0	1	0	3
Team						3	4	7			1				
Totals			32-60	4-12	29-38	11	22	33	17	97	13	3	6	7	200

FG % 1st Half: 16-34 47.1% 2nd half: 16-26 61.5% Game: 32-60 53.3%
3FG % 1st Half: 2-6 33.3% 2nd half: 2-6 33.3% Game: 4-12 33.3%
FT % 1st Half: 4-10 40.0% 2nd half: 25-28 89.3% Game: 29-38 76.3%

Deadball
Rebounds
4

Officials: Doug Simmons, Joe DeRosa, Ray Natili
Technical fouls: Memphis-None. Cincinnati-None.
Attendance: 13176

Score by periods	1st	2nd	Total
Memphis	32	52	84
Cincinnati	38	59	97

	In Paint	Off T/O	2nd Chance	Fast Break	Bench
Points MEM	36	5	11	8	21
CIN	42	20	11	14	18

Last FG - MEM 2nd-00:04, CIN 2nd-01:40.
Largest lead - MEM None, CIN by 18 2nd-07:31.
Score tied - 2 times.
Lead changed - 0 times.

GAME 31 • MARCH 8, 2014
NO. 15/15 CINCINNATI (70) AT RUTGERS (66)
RUTGERS ATHLETIC CENTER (NEW BRUNSWICK, N.J.)



Official Basketball Box Score -- Game Totals -- Final Statistics
Cincinnati vs Rutgers
03/08/14 12 p.m. at The RAC (Piscataway, N.J.)



Cincinnati 70 • 26-5, 15-3

#	Player	Total		3-Ptr		Rebounds			PF	TP	A TO Blk Stl				Min
		FG-FGA	FG-FGA	FT-FTA	Off Def Tot	PF	TP	A TO Blk Stl							
02	RUBLES, Titus	f	0-2	0-0	4-4	1	10	11	2	4	3	1	1	0	31
03	THOMAS, Shaquille	f	2-5	0-0	0-0	0	2	2	2	4	0	1	1	1	19
05	JACKSON, Justin	f	5-12	0-0	0-3	3	8	11	4	10	2	2	1	1	28
14	GUYN, Ge'Lawn	g	1-3	1-2	0-0	0	2	2	1	3	2	0	0	0	19
23	KILPATRICK, Sean	g	8-17	4-11	4-7	1	1	2	2	24	2	2	0	1	33
10	CAUPAIN, Troy	g	3-4	1-1	0-0	0	2	2	0	7	4	1	0	0	18
11	LAWRENCE, Jermaine	g	1-2	0-0	1-1	2	0	2	5	3	0	3	0	0	15
15	SANDERS, Jermaine	g	2-5	1-2	2-2	1	0	1	0	7	1	1	0	1	26
25	JOHNSON, Kevin	g	3-5	2-4	0-0	0	0	0	0	8	3	0	0	1	11
Team						1	0	1			1				
Totals			25-55	9-20	11-17	9	25	34	16	70	17	12	3	5	200

FG % 1st Half: 13-31 41.9% 2nd half: 12-24 50.0% Game: 25-55 45.5%
3FG % 1st Half: 5-11 45.5% 2nd half: 4-9 44.4% Game: 9-20 45.0%
FT % 1st Half: 4-7 57.1% 2nd half: 7-10 70.0% Game: 11-17 64.7%

Deadball
Rebounds
2

Rutgers 66 • 11-20, 5-13

#	Player	Total		3-Ptr		Rebounds			PF	TP	A TO Blk Stl				Min
		FG-FGA	FG-FGA	FT-FTA	Off Def Tot	PF	TP	A TO Blk Stl							
10	ETOU, Junior	f	0-2	0-0	0-0	0	2	2	0	0	0	1	0	0	17
11	JACK, Kadeem	f	6-10	0-0	3-5	1	11	12	3	15	0	2	2	0	37
33	JUDGE, Wally	f	2-6	0-0	4-4	3	4	7	5	8	3	2	1	2	25
04	MACK, Myles	g	3-9	2-5	2-2	2	2	4	1	10	9	3	0	0	32
44	MOORE, J.J.	g	8-20	1-8	2-3	3	1	4	3	19	2	1	0	2	35
00	KONE, Malick	g	1-4	1-2	0-0	1	1	2	1	3	0	1	0	0	7

GAME 33 • MARCH 14, 2014 • AAC CHAMPIONSHIP (SEMIS)
NO. 21/21 UCONN (58) VS. NO. 13/12 CINCINNATI (56)
FEDEX FORUM (MEMPHIS, TENN.)



Official Basketball Box Score -- Game Totals -- Final Statistics
UConn vs Cincinnati
3/14/14 8:30 p.m. at Memphis, Tenn. (FedExForum)



UConn 58 • 26-7

#	Player		Total	3-Ptr	Rebounds			PF	TP	A	TO	Blk	Stl	Min
			FG-FGA	FG-FGA	FT-FTA	Off	Def							
00	NOLAN, Phillip	f	0-1	0-0	0-0	0	1	1	4	0	0	0	1	19
02	DANIELS, DeAndre	f	5-9	2-2	2-2	1	8	9	1	14	1	1	2	37
05	GIFFEY, Niels	f	4-5	3-4	0-0	1	2	3	1	11	1	4	0	33
11	BOATRIGT, Ryan	g	3-7	2-3	5-5	0	1	1	0	13	2	2	0	32
13	NAPIER, Shabazz	g	5-13	0-4	5-7	2	2	4	2	15	2	3	0	34
03	SAMUEL, Terrence		0-0	0-0	0-0	0	0	0	0	0	1	1	0	3
20	KROMAH, Lasan		0-4	0-0	1-2	1	0	1	1	1	1	1	0	18
21	CALHOUN, Omar		0-0	0-0	0-0	0	0	0	0	0	1	0	0	3
35	BRIMAH, Amida		1-2	0-0	2-2	3	4	7	3	4	1	3	4	21
Team						1	2	3						
Totals			18-41	7-13	15-18	9	20	29	12	58	10	15	8	200

FG % 1st Half: 10-21 47.6% 2nd half: 8-20 40.0% Game: 18-41 43.9% Deadball
3FG % 1st Half: 3-8 37.5% 2nd half: 4-5 80.0% Game: 7-13 53.8% Rebounds
FT % 1st Half: 4-5 80.0% 2nd half: 11-13 84.6% Game: 15-18 83.3% 2,2

Cincinnati 56 • 27-6

#	Player		Total	3-Ptr	Rebounds			PF	TP	A	TO	Blk	Stl	Min
			FG-FGA	FG-FGA	FT-FTA	Off	Def							
02	RUBLES, Titus	f	2-8	0-0	1-2	4	4	8	3	5	0	0	0	28
03	THOMAS, Shaquille	f	4-7	0-0	0-0	4	1	5	1	8	2	1	1	24
05	JACKSON, Justin	f	5-12	0-0	0-2	4	4	8	3	10	3	1	2	40
14	GUYN, Ge'Lawn	g	1-5	0-1	1-2	0	1	1	1	3	2	2	0	22
23	KILPATRICK, Sean	g	5-15	2-7	2-2	0	2	2	1	14	2	1	0	40-
10	CAUPAIN, Troy		1-3	0-1	0-0	1	0	1	3	2	0	2	0	8
11	LAWRENCE, Jermaine		0-0	0-0	1-2	0	0	0	0	1	0	0	0	3
15	SANDERS, Jermaine		3-5	3-5	1-3	0	1	1	1	10	1	0	0	26
25	JOHNSON, Kevin		1-3	1-2	0-0	0	0	0	1	3	0	0	0	9
Team						2	1	3			1			
Totals			22-58	6-16	6-13	15	14	29	14	56	10	8	3	200

FG % 1st Half: 12-27 44.4% 2nd half: 10-31 32.3% Game: 22-58 37.9% Deadball
3FG % 1st Half: 3-7 42.9% 2nd half: 3-9 33.3% Game: 6-16 37.5% Rebounds
FT % 1st Half: 4-11 36.4% 2nd half: 2-2 100.0 Game: 6-13 46.2% 6,1

Officials: Ray Natili, Gary Maxwell, Rick Crawford
Technical fouls: UConn-None. Cincinnati-None.
Attendance: 13362
2014 American Athletic Conference Championship -- Game 8
Flagrant 1 foul -- UConn #35 Brimah, 8:23 1st

Score by periods	1st	2nd	Total
UConn	27	31	58
Cincinnati	31	25	56

Points	In	Off	2nd	Fast	Bench
Paint	Paint	T/O	Chance	Break	
UConn	14	7	6	5	5
CIN	32	17	8	6	16

Last FG - UCONN 2nd-01:22, CIN 2nd-00:14.
Largest lead - UCONN by 8 2nd-04:30, CIN by 7 2nd-15:00.

Score tied - 6 times.
Lead changed - 5 times.



2013-14 Cincinnati Basketball
Cincinnati Combined Team Statistics (as of Mar 16, 2014)
All games



RECORD:	OVERALL	HOME	AWAY	NEUTRAL
ALL GAMES	27-6	18-1	7-3	2-2
CONFERENCE	15-3	8-1	7-2	0-0
NON-CONFERENCE	12-3	10-0	0-1	2-2

#	Player	gp-gs	min	avg	Total		3-Point		F-Throw		Rebounds				pf dq		a	to	blk	stl	pts	avg
					fg-fga	fg%	3fg-fga	3fg%	ft-fa	ft%	off	def	tot	avg	pf	dq						
23	KILPATRICK, Sean	33-33	1111	33.7	208-493	.422	90-261	.345	177-209	.847	36	109	145	4.4	43	0	85	65	1	46	683	20.7
05	JACKSON, Justin	33-33	907	27.5	155-286	.542	0-0	.000	55-120	.458	104	132	236	7.2	101	2	59	64	95	54	365	11.1
02	RUBLES, Titus	33-33	954	28.9	80-196	.408	0-3	.000	80-104	.769	81	141	222	6.7	100	4	65	49	28	44	240	7.3
03	THOMAS, Shaquille	33-33	758	23.0	85-190	.447	5-19	.263	49-74	.662	37	56	93	2.8	53	1	32	35	10	28	224	6.8
15	SANDERS, Jermaine	33-0	711	21.5	67-158	.424	35-92	.380	26-38	.684	42	61	103	3.1	39	0	34	16	9	16	195	5.9
10	CAUPAIN, Troy	33-0	627	19.0	53-139	.381	19-57	.333	56-72	.778	13	65	78	2.4	49	0	76	42	2	29	181	5.5
14	GUYN, Ge'Lawn	33-33	630	19.1	54-162	.333	29-92	.315	14-26	.538	15	52	67	2.0	63	0	32	35	6	22	151	4.6
25	JOHNSON, Kevin	32-0	325	10.2	40-99	.404	14-46	.304	26-30	.867	14	17	31	1.0	42	0	20	17	3	13	120	3.8
11	LAWRENCE, Jermaine	25-0	385	15.4	28-83	.337	0-0	.000	16-34	.471	31	42	73	2.9	56	3	13	26	16	7	72	2.9
33	NYARSUK, David	21-0	146	7.0	12-21	.571	0-0	.000	7-8	.875	14	15	29	1.4	24	0	2	8	12	2	31	1.5
99	DAVIS III, Jeremiah	6-0	30	5.0	2-4	.500	0-1	.000	2-2	1.000	2	2	4	0.7	4	0	2	1	0	1	6	1.0
45	TOBLER, Zack	8-0	13	1.6	0-4	.000	0-2	.000	0-0	.000	1	1	2	0.3	1	0	0	0	0	0	0	0.0
00	COX, Derek	3-0	2	0.7	0-1	.000	0-0	.000	0-0	.000	0	1	1	0.3	0	0	0	0	0	0	0	0.0
Team											51	55	106		1		8					
Total.....		33	6599		784-1836	.427	192-573	.335	508-717	.709	441	749	1190	36.1	576	10	420	366	182	262	2268	68.7
Opponents.....		33	6600		671-1701	.394	176-551	.319	407-600	.678	357	688	1045	31.7	619	-	365	473	117	173	1925	58.3

TEAM STATISTICS	CIN	OPP
SCORING	2268	1925
Points per game	68.7	58.3
Scoring margin	+10.4	-
FIELD GOALS-ATT	784-1836	671-1701
Field goal pct	.427	.394
3 POINT FG-ATT	192-573	176-551
3-point FG pct	.335	.319
3-pt FG made per game	5.8	5.3
FREE THROWS-ATT	508-717	407-600
Free throw pct	.709	.678
F-Throws made per game	15.4	12.3
REBOUNDS	1190	1045
Rebounds per game	36.1	31.7
Rebounding margin	+4.4	-
ASSISTS	420	365
Assists per game	12.7	11.1
TURNOVERS	366	473
Turnovers per game	11.1	14.3
Turnover margin	+3.2	-
Assist/turnover ratio	1.1	0.8
STEALS	262	173
Steals per game	7.9	5.2
BLOCKS	182	117
Blocks per game	5.5	3.5
ATTENDANCE	162771	151739
Home games-Avg/Game	19-8567	10-10698
Neutral site-Avg/Game	-	4-11189

Score by Periods	1st	2nd	Totals
Cincinnati	1069	1199	2268
Opponents	896	1029	1925

Date	Opponent		Score	Att.
11/08/13	NORTH CAROLINA CENTR	w	74-61	6532
11/12/13	NC STATE	w	68-57	7028
11/16/13	APPALACHIAN ST.	w	77-49	6194
11/20/13	CAMPBELL	w	81-62	6011
11/26/13	UMASS LOWELL	w	79-49	5477
11/29/13	KENNESAW ST.	w	95-67	6627
12/03/13	USC UPSTATE	w	86-50	5113
12/07/13	at New Mexico	L	54-63	15411
12/14/13	vs Xavier	L	47-64	10250
12/17/13	vs Pittsburgh	w	44-43	8062
12/21/13	MIDDLE TENNESSEE	w	69-48	5424
12/23/13	CHICAGO STATE	w	102-62	5564
12/28/13	NEBRASKA	w	74-59	8257
* 1/1/14	SMU	w	65-57	7239
* 1/4/14	at Memphis	w	69-53	17191
* 1/7/14	at Houston	w	61-60	3804
* 1/11/14	RUTGERS	w	71-51	10872
* 1/14/14	TEMPLE	w	69-58	9864
* 1/18/14	at USF	w	61-54	5322
* 1/23/14	UCF	w	69-51	10242
* 01/26/14	at Temple	w	80-76	6753
* 1/30/14	at Louisville	w	69-66	22644
* 2/2/14	USF	w	50-45	10367
* 2/6/14	UConn	w	63-58	12432
* 02/08/14	at SMU	L	55-76	7278
* 2/15/14	HOUSTON	w	73-62	13176
* 2/19/14	at UCF	w	77-49	5637
* 2/22/14	LOUISVILLE	L	57-58	13176
* 3/1/14	at UConn	L	45-51	16294
* 03/06/14	MEMPHIS	w	97-84	13176
* 03/08/14	at Rutgers	w	70-66	6650
3/13/14	vs UCF	w	61-58	13081
3/14/14	vs UConn	L	56-58	13362

* - Conference game



2013-14 Cincinnati Basketball
Cincinnati Combined Team Statistics (as of Mar 09, 2014)
Conference games



RECORD:	OVERALL	HOME	AWAY	NEUTRAL
ALL GAMES	15-3	8-1	7-2	0-0
CONFERENCE	15-3	8-1	7-2	0-0
NON-CONFERENCE	0-0	0-0	0-0	0-0

#	Player	gp-gs	min	avg	Total		3-Point		F-Throw		Rebounds						a	to	blk	stl	pts	avg
					fg-fga	fg%	3fg-fga	3fg%	ft-fa	ft%	off	def	tot	avg	pf	dq						
23	KILPATRICK, Sean	18-18	647	35.9	122-297	.411	52-160	.325	104-125	.832	20	58	78	4.3	25	0	44	41	1	22	400	22.2
05	JACKSON, Justin	18-18	491	27.3	79-142	.556	0-0	.000	35-72	.486	50	68	118	6.6	58	2	34	36	48	33	193	10.7
02	RUBLES, Titus	18-18	558	31.0	43-100	.430	0-3	.000	46-56	.821	44	90	134	7.4	58	3	42	29	14	22	132	7.3
03	THOMAS, Shaquille	18-18	437	24.3	47-106	.443	2-10	.200	27-42	.643	18	33	51	2.8	34	1	15	19	5	14	123	6.8
15	SANDERS, Jermaine	18-0	416	23.1	37-84	.440	18-49	.367	16-22	.727	17	34	51	2.8	22	0	20	10	6	6	108	6.0
10	CAUPAIN, Troy	18-0	340	18.9	26-73	.356	10-34	.294	25-33	.758	5	31	36	2.0	22	0	45	22	0	14	87	4.8
14	GUYN, Ge'Lawn	18-18	364	20.2	30-88	.341	19-56	.339	3-7	.429	10	35	45	2.5	34	0	16	18	5	18	82	4.6
25	JOHNSON, Kevin	17-0	126	7.4	13-31	.419	6-15	.400	15-15	1.000	5	6	11	0.6	14	0	11	10	2	5	47	2.8
33	NYARSUK, David	10-0	81	8.1	6-12	.500	0-0	.000	3-3	1.000	5	8	13	1.3	15	0	0	3	8	2	15	1.5
11	LAWRENCE, Jermaine	10-0	138	13.8	4-23	.174	0-0	.000	6-14	.429	11	16	27	2.7	19	1	2	9	7	1	14	1.4
45	TOBLER, Zack	1-0	1	1.0	0-0	.000	0-0	.000	0-0	.000	0	0	0	0.0	0	0	0	0	0	0	0	0.0
00	COX, Derek	2-0	1	0.5	0-0	.000	0-0	.000	0-0	.000	0	0	0	0.0	0	0	0	0	0	0	0	0.0
Team											27	34	61					5				
Total.....		18	3600		407-956	.426	107-327	.327	280-389	.720	212	413	625	34.7	301	7	229	202	96	137	1201	66.7
Opponents.....		18	3600		387-960	.403	88-304	.289	213-314	.678	199	385	584	32.4	337	-	217	236	67	92	1075	59.7

TEAM STATISTICS	CIN	OPP	Date	Opponent	Score	Att.
SCORING	1201	1075	* 1/1/14	SMU	w 65-57	7239
Points per game	66.7	59.7	* 1/4/14	at Memphis	w 69-53	17191
Scoring margin	+7.0	-	* 1/7/14	at Houston	w 61-60	3804
FIELD GOALS-ATT	407-956	387-960	* 1/11/14	RUTGERS	w 71-51	10872
Field goal pct	.426	.403	* 1/14/14	TEMPLE	w 69-58	9864
3 POINT FG-ATT	107-327	88-304	* 1/18/14	at USF	w 61-54	5322
3-point FG pct	.327	.289	* 1/23/14	UCF	w 69-51	10242
3-pt FG made per game	5.9	4.9	* 01/26/14	at Temple	w 80-76	6753
FREE THROWS-ATT	280-389	213-314	* 1/30/14	at Louisville	w 69-66	22644
Free throw pct	.720	.678	* 2/2/14	USF	w 50-45	10367
F-Throws made per game	15.6	11.8	* 2/6/14	UConn	w 63-58	12432
REBOUNDS	625	584	* 02/08/14	at SMU	L 55-76	7278
Rebounds per game	34.7	32.4	* 2/15/14	HOUSTON	w 73-62	13176
Rebounding margin	+2.3	-	* 2/19/14	at UCF	w 77-49	5637
ASSISTS	229	217	* 2/22/14	LOUISVILLE	L 57-58	13176
Assists per game	12.7	12.1	* 3/1/14	at UConn	L 45-51	16294
TURNOVERS	202	236	* 03/06/14	MEMPHIS	w 97-84	13176
Turnovers per game	11.2	13.1	* 03/08/14	at Rutgers	w 70-66	6650
Turnover margin	+1.9	-				
Assist/turnover ratio	1.1	0.9	* - Conference game			
STEALS	137	92				
Steals per game	7.6	5.1				
BLOCKS	96	67				
Blocks per game	5.3	3.7				
ATTENDANCE	100544	91573				
Home games-Avg/Game	9-11172	9-10175				
Neutral site-Avg/Game	-	0-0				

Score by Periods	1st	2nd	Totals
Cincinnati	544	657	1201
Opponents	477	598	1075



2013-14 Cincinnati Basketball
Cincinnati Combined Team Statistics (as of Mar 16, 2014)
American Tournament



RECORD:	OVERALL	HOME	AWAY	NEUTRAL
ALL GAMES	1-1	0-0	0-0	1-1
CONFERENCE	0-0	0-0	0-0	0-0
NON-CONFERENCE	1-1	0-0	0-0	1-1

#	Player	gp-gs	min	avg	Total		3-Point		F-Throw		Rebounds						a	to	blk	stl	pts	avg
					fg-fga	fg%	3fg-fga	3fg%	ft-fa	ft%	off	def	tot	avg	pf	dq						
23	KILPATRICK, Sean	2-2	77	38.5	11-27	.407	4-12	.333	9-10	.900	2	9	11	5.5	2	0	6	3	0	6	35	17.5
05	JACKSON, Justin	2-2	76	38.0	12-25	.480	0-0	.000	0-7	.000	5	11	16	8.0	7	0	6	4	6	1	24	12.0
03	THOMAS, Shaquille	2-2	42	21.0	7-13	.538	0-0	.000	2-4	.500	5	2	7	3.5	2	0	2	2	1	0	16	8.0
15	SANDERS, Jermaine	2-0	41	20.5	4-9	.444	3-8	.375	1-3	.333	0	3	3	1.5	1	0	1	0	0	1	12	6.0
25	JOHNSON, Kevin	2-0	20	10.0	4-6	.667	3-4	.750	0-0	.000	0	1	1	0.5	2	0	0	2	0	3	11	5.5
02	RUBLES, Titus	2-2	59	29.5	3-11	.273	0-0	.000	3-4	.750	7	7	14	7.0	5	0	1	4	4	1	9	4.5
10	CAUPAIN, Troy	2-0	32	16.0	2-7	.286	0-2	.000	2-2	1.000	1	3	4	2.0	5	0	3	2	1	1	6	3.0
14	GUYN, Ge'Lawn	2-2	38	19.0	1-7	.143	0-2	.000	1-2	.500	0	2	2	1.0	3	0	4	3	0	2	3	1.5
11	LAWRENCE, Jermaine	2-0	15	7.5	0-1	.000	0-0	.000	1-2	.500	0	0	0	0.0	4	0	0	1	0	0	1	0.5
Team											3	1	4					1				
Total.....		2	400		44-106	.415	10-28	.357	19-34	.559	23	39	62	31.0	31	0	23	22	12	15	117	58.5
Opponents.....		2	400		38-94	.404	11-31	.355	29-41	.707	19	41	60	30.0	26	-	17	26	13	11	116	58.0

TEAM STATISTICS	CIN	OPP	Date	Opponent	Score	Att.
SCORING	117	116	3/13/14	vs UCF	W 61-58	13081
Points per game	58.5	58.0	3/14/14	vs UConn	L 56-58	13362
Scoring margin	+0.5	-	* - Conference game			
FIELD GOALS-ATT	44-106	38-94				
Field goal pct	.415	.404				
3 POINT FG-ATT	10-28	11-31				
3-point FG pct	.357	.355				
3-pt FG made per game	5.0	5.5				
FREE THROWS-ATT	19-34	29-41				
Free throw pct	.559	.707				
F-Throws made per game	9.5	14.5				
REBOUNDS	62	60				
Rebounds per game	31.0	30.0				
Rebounding margin	+1.0	-				
ASSISTS	23	17				
Assists per game	11.5	8.5				
TURNOVERS	22	26				
Turnovers per game	11.0	13.0				
Turnover margin	+2.0	-				
Assist/turnover ratio	1.0	0.7				
STEALS	15	11				
Steals per game	7.5	5.5				
BLOCKS	12	13				
Blocks per game	6.0	6.5				
ATTENDANCE	0	26443				
Home games-Avg/Game	0-0	0-0				
Neutral site-Avg/Game	-	2-13222				

Score by Periods	1st	2nd	Totals
Cincinnati	61	56	117
Opponents	54	62	116



2013-14 Cincinnati Basketball
Cincinnati Season/Career Statistics (as of Mar 15, 2014)
All games



SEASON STATISTICS

CAREER STATISTICS

SUMMARY	gp-gs	min/g	fg%	3fg%	ft%	r/g	a/g	stl	blk	pts/g	gp-gs	min/g	fg%	3fg%	ft%	r/g	a/g	stl	blk	pts/g
KILPATRICK, Sean	33-33	33.7	.422	.345	.847	4.4	2.6	46	1	20.7	139-104	30.8	.419	.346	.780	4.3	2.0	164	23	15.3
JACKSON, Justin	33-33	27.5	.542	.000	.458	7.2	1.8	54	95	11.1	135-75	20.0	.513	.095	.464	4.7	1.2	142	215	5.6
RUBLES, Titus	33-33	28.9	.408	.000	.769	6.7	2.0	44	28	7.3	67-45	25.3	.373	.087	.716	6.3	2.0	82	37	6.6
THOMAS, Shaquille	33-33	23.0	.447	.263	.662	2.8	1.0	28	10	6.8	66-33	16.9	.436	.296	.614	2.5	0.7	45	16	4.9
SANDERS, Jermaine	33-0	21.5	.424	.380	.684	3.1	1.0	16	9	5.9	95-1	14.6	.399	.346	.591	2.2	0.8	28	14	3.7
CAUPAIN, Troy	33-0	19.0	.381	.333	.778	2.4	2.3	29	2	5.5	33-0	19.0	.381	.333	.778	2.4	2.3	29	2	5.5
GUYN, Ge'Lawn	33-33	19.1	.333	.315	.538	2.0	1.0	22	6	4.6	98-33	13.1	.355	.301	.655	1.2	0.7	51	11	3.1
JOHNSON, Kevin	32-0	10.2	.404	.304	.867	1.0	0.6	13	3	3.8	32-0	10.2	.404	.304	.867	1.0	0.6	13	3	3.8
LAWRENCE, Jermaine	25-0	15.4	.337	.000	.471	2.9	0.5	7	16	2.9	25-0	15.4	.337	.000	.471	2.9	0.5	7	16	2.9
NYARSUK, David	21-0	7.0	.571	.000	.875	1.4	0.1	2	12	1.5	54-2	9.6	.586	.000	.652	2.0	0.2	4	41	2.2
DAVIS III, Jeremiah	6-0	5.0	.500	.000	1.000	0.7	0.3	1	0	1.0	37-0	7.7	.398	.366	.647	1.1	0.6	14	1	2.6
TOBLER, Zack	8-0	1.6	.000	.000	.000	0.3	0.0	0	0	0.0	8-0	1.6	.000	.000	.000	0.3	0.0	0	0	0.0
COX, Derek	3-0	0.7	.000	.000	.000	0.3	0.0	0	0	0.0	3-0	0.7	.000	.000	.000	0.3	0.0	0	0	0.0

SCORING	fg-fga	fg%	3fg-fga	3fg%	ft-fta	ft%	pts	pts/g	fg-fga	fg%	3fg-fga	3fg%	ft-fta	ft%	pts	pts/g
KILPATRICK, Sean	208-493	.422	90-261	.345	177-209	.847	683	20.7	701-1674	.419	310-895	.346	415-532	.780	2127	15.3
JACKSON, Justin	155-286	.542	0-0	.000	55-120	.458	365	11.1	317-618	.513	2-21	.095	121-261	.464	757	5.6
RUBLES, Titus	80-196	.408	0-3	.000	80-104	.769	240	7.3	146-391	.373	4-46	.087	144-201	.716	440	6.6
THOMAS, Shaquille	85-190	.447	5-19	.263	49-74	.662	224	6.8	127-291	.436	8-27	.296	62-101	.614	324	4.9
SANDERS, Jermaine	67-158	.424	35-92	.380	26-38	.684	195	5.9	121-303	.399	55-159	.346	52-88	.591	349	3.7
CAUPAIN, Troy	53-139	.381	19-57	.333	56-72	.778	181	5.5	53-139	.381	19-57	.333	56-72	.778	181	5.5
GUYN, Ge'Lawn	54-162	.333	29-92	.315	14-26	.538	151	4.6	108-304	.355	49-163	.301	38-58	.655	303	3.1
JOHNSON, Kevin	40-99	.404	14-46	.304	26-30	.867	120	3.8	40-99	.404	14-46	.304	26-30	.867	120	3.8
LAWRENCE, Jermaine	28-83	.337	0-0	.000	16-34	.471	72	2.9	28-83	.337	0-0	.000	16-34	.471	72	2.9
NYARSUK, David	12-21	.571	0-0	.000	7-8	.875	31	1.5	51-87	.586	0-0	.000	15-23	.652	117	2.2
DAVIS III, Jeremiah	2-4	.500	0-1	.000	2-2	1.000	6	1.0	35-88	.398	15-41	.366	11-17	.647	96	2.6
TOBLER, Zack	0-4	.000	0-2	.000	0-0	.000	0	0.0	0-4	.000	0-2	.000	0-0	.000	0	0.0
COX, Derek	0-1	.000	0-0	.000	0-0	.000	0	0.0	0-1	.000	0-0	.000	0-0	.000	0	0.0

TOTALS	o-reb	d-reb	t-reb	pf	fo	ast	to	a/to	o-reb	d-reb	t-reb	pf	fo	ast	to	a/to
KILPATRICK, Sean	36	109	145	43	0	85	65	1.3	175	426	601	179	0	278	231	1.2
JACKSON, Justin	104	132	236	101	2	59	64	0.9	255	377	632	366	17	166	209	0.8
RUBLES, Titus	81	141	222	100	4	65	49	1.3	139	282	421	178	5	132	113	1.2
THOMAS, Shaquille	37	56	93	53	1	32	35	0.9	67	97	164	75	1	48	54	0.9
SANDERS, Jermaine	42	61	103	39	0	34	16	2.1	80	127	207	71	0	74	50	1.5
CAUPAIN, Troy	13	65	78	49	0	76	42	1.8	13	65	78	49	0	76	42	1.8
GUYN, Ge'Lawn	15	52	67	63	0	32	35	0.9	22	97	119	143	0	66	72	0.9
JOHNSON, Kevin	14	17	31	42	0	20	17	1.2	14	17	31	42	0	20	17	1.2
LAWRENCE, Jermaine	31	42	73	56	3	13	26	0.5	31	42	73	56	3	13	26	0.5
NYARSUK, David	14	15	29	24	0	2	8	0.3	49	61	110	75	3	9	30	0.3
DAVIS III, Jeremiah	2	2	4	4	0	2	1	2.0	8	31	39	30	0	21	21	1.0
TOBLER, Zack	1	1	2	1	0	0	0	0.0	1	1	2	1	0	0	0	0.0
COX, Derek	0	1	1	0	0	0	0	0.0	0	1	1	0	0	0	0	0.0



2013-14 Cincinnati Basketball
Cincinnati Points-Rebounds-Assists (as of Mar 15, 2014)
All games



Opponent	Date	Score		00	02	03	05	10	11	14
				COX,DEREK	RUBLES,TIT	THOMAS,SHA	JACKSON,JU	CAUPAIN,TR	LAWRENCE,J	GUYN,GE'LA
NORTH CAROLINA CENTR	11/08/13	74-61	w	DNP	13-8-0	2-5-0	8-3-0	2-2-2	6-2-1	6-1-3
NC STATE	11/12/13	68-57	w	DNP	14-7-2	6-2-0	10-10-0	5-4-0	4-8-0	4-1-2
APPALACHIAN ST.	11/16/13	77-49	w	DNP	13-7-2	10-7-2	8-4-3	13-4-4	5-6-2	2-1-0
CAMPBELL	11/20/13	81-62	w	DNP	10-4-4	8-2-2	19-9-2	1-1-1	8-5-1	6-2-1
UMASS LOWELL	11/26/13	79-49	w	DNP	7-6-0	7-4-5	13-12-1	7-3-1	2-1-0	10-3-0
KENNESAW ST.	11/29/13	95-67	w	DNP	14-5-1	11-2-2	11-7-1	6-3-2	9-4-1	8-2-2
USC UPSTATE	12/03/13	86-50	w	DNP	7-7-0	4-2-0	6-2-3	15-2-5	2-4-1	15-2-1
at New Mexico	12/07/13	54-63	L	DNP	4-6-1	0-2-1	10-6-0	11-0-1	2-2-0	0-3-0
vs Xavier	12/14/13	47-64	L	DNP	3-4-1	13-1-1	1-5-1	5-4-0	3-2-1	0-0-0
vs Pittsburgh	12/17/13	44-43	w	DNP	6-2-1	0-2-0	12-9-3	4-2-2	4-1-1	5-0-0
MIDDLE TENNESSEE	12/21/13	69-48	w	0-1-0	4-3-4	7-3-0	16-12-2	4-5-4	4-3-0	0-1-0
CHICAGO STATE	12/23/13	102-62	w	DNP	0-8-5	14-1-2	19-13-1	10-4-3	2-5-3	10-4-3
NEBRASKA	12/28/13	74-59	w	DNP	4-7-1	3-2-0	15-10-2	5-4-3	6-3-0	0-0-0
SMU	1/1/14	65-57	w	DNP	6-3-0	10-1-0	17-6-3	7-1-2	0-3-0	2-2-0
at Memphis	1/4/14	69-53	w	DNP	2-7-4	10-4-0	13-8-2	7-3-5	6-1-0	3-2-0
at Houston	1/7/14	61-60	w	DNP	7-10-3	0-4-1	7-5-4	6-2-1	DNP	7-4-1
RUTGERS	1/11/14	71-51	w	DNP	4-10-5	11-3-0	11-7-3	14-2-1	DNP	0-1-0
TEMPLE	1/14/14	69-58	w	DNP	13-12-2	4-4-3	15-10-1	2-0-5	DNP	2-2-1
at USF	1/18/14	61-54	w	DNP	5-4-5	10-3-0	9-5-2	5-6-2	DNP	8-3-0
UCF	1/23/14	69-51	w	0-0-0	9-7-1	6-5-5	12-2-3	6-2-0	DNP	5-4-1
at Temple	01/26/14	80-76	w	DNP	9-6-4	15-4-2	1-1-0	8-1-9	DNP	3-2-2
at Louisville	1/30/14	69-66	w	DNP	8-8-2	11-6-1	11-9-3	0-3-1	DNP	6-2-1
USF	2/2/14	50-45	w	DNP	5-6-1	2-2-0	15-6-1	0-2-2	DNP	8-3-0
UCONN	2/6/14	63-58	w	DNP	4-5-2	4-1-0	15-6-0	2-0-2	1-1-0	7-5-4
at SMU	02/08/14	55-76	L	DNP	8-5-1	5-1-0	10-9-0	1-1-2	0-1-1	2-2-0
HOUSTON	2/15/14	73-62	w	DNP	8-4-2	11-2-1	13-5-3	2-3-0	0-2-0	8-3-1
at UCF	2/19/14	77-49	w	DNP	6-4-3	8-2-1	10-7-1	5-1-6	1-5-0	5-3-1
LOUISVILLE	2/22/14	57-58	L	DNP	4-14-2	0-0-1	8-7-1	6-2-1	3-4-1	3-2-0
at UConn	3/1/14	45-51	L	DNP	6-13-1	8-5-0	3-5-2	3-1-0	0-5-0	6-2-1
MEMPHIS	03/06/14	97-84	w	0-0-0	24-5-1	4-2-0	13-9-3	6-4-2	0-3-0	4-1-1
at Rutgers	03/08/14	70-66	w	DNP	4-11-3	4-2-0	10-11-2	7-2-4	3-2-0	3-2-2
vs UCF	3/13/14	61-58	w	DNP	4-6-1	8-2-0	14-8-3	4-3-3	0-0-0	0-1-2
vs UConn	3/14/14	56-58	L	DNP	5-8-0	8-5-2	10-8-3	2-1-0	1-0-0	3-1-2

Opponent	Date	Score		15	23	25	33	45
				SANDERS,JE	KILPATRICK	JOHNSON,KE	NYARSUK,DA	TOBLER,ZAC
NORTH CAROLINA CENTR	11/08/13	74-61	w	13-4-3	22-7-4	0-2-0	0-0-0	DNP
NC STATE	11/12/13	68-57	w	4-4-0	21-1-3	0-0-0	0-1-0	DNP
APPALACHIAN ST.	11/16/13	77-49	w	10-5-0	12-4-0	2-2-0	2-4-0	0-1-0
CAMPBELL	11/20/13	81-62	w	2-1-1	23-3-1	4-0-0	DNP	DNP
UMASS LOWELL	11/26/13	79-49	w	2-3-1	18-6-2	7-1-1	4-2-0	0-0-0
KENNESAW ST.	11/29/13	95-67	w	6-5-0	20-3-6	4-3-2	4-3-2	0-0-0
USC UPSTATE	12/03/13	86-50	w	2-3-1	22-3-7	9-1-1	4-1-0	0-0-0
at New Mexico	12/07/13	54-63	L	3-2-0	19-4-2	5-3-0	0-1-0	DNP
vs Xavier	12/14/13	47-64	L	0-0-0	17-1-2	5-0-1	0-0-0	0-0-0
vs Pittsburgh	12/17/13	44-43	w	4-6-1	9-6-0	0-1-0	0-0-0	DNP
MIDDLE TENNESSEE	12/21/13	69-48	w	6-1-3	23-5-2	5-0-1	0-0-0	0-1-0
CHICAGO STATE	12/23/13	102-62	w	14-13-2	21-10-4	10-2-2	2-4-0	0-0-0
NEBRASKA	12/28/13	74-59	w	9-2-1	21-3-2	11-4-1	DNP	DNP
SMU	1/1/14	65-57	w	10-3-0	13-6-3	0-0-0	0-0-0	DNP
at Memphis	1/4/14	69-53	w	3-4-2	18-2-1	7-3-1	DNP	DNP
at Houston	1/7/14	61-60	w	11-4-1	17-3-2	2-2-0	4-2-0	DNP
RUTGERS	1/11/14	71-51	w	9-1-1	16-7-2	4-0-0	2-1-0	DNP
TEMPLE	1/14/14	69-58	w	5-1-1	23-3-3	5-1-0	0-2-0	DNP
at USF	1/18/14	61-54	w	6-1-2	18-2-1	0-0-0	0-1-0	DNP
UCF	1/23/14	69-51	w	10-4-1	19-2-3	2-1-3	0-3-0	0-0-0
at Temple	01/26/14	80-76	w	4-2-0	29-8-0	7-1-0	4-3-0	DNP
at Louisville	1/30/14	69-66	w	5-1-2	28-5-2	0-0-0	DNP	DNP
USF	2/2/14	50-45	w	2-7-0	18-2-2	0-0-1	0-1-0	DNP
UCONN	2/6/14	63-58	w	4-2-1	26-12-6	DNP	DNP	DNP
at SMU	02/08/14	55-76	L	4-3-1	22-6-3	3-1-0	0-0-0	DNP
HOUSTON	2/15/14	73-62	w	3-3-2	28-4-6	0-0-0	DNP	DNP
at UCF	2/19/14	77-49	w	9-5-1	23-2-1	5-2-3	5-0-0	DNP
LOUISVILLE	2/22/14	57-58	L	5-6-1	28-6-1	0-0-0	DNP	DNP
at UConn	3/1/14	45-51	L	3-2-0	16-5-3	0-0-0	DNP	DNP
MEMPHIS	03/06/14	97-84	w	8-1-3	34-1-3	4-0-0	DNP	DNP
at Rutgers	03/08/14	70-66	w	7-1-1	24-2-2	8-0-3	DNP	DNP
vs UCF	3/13/14	61-58	w	2-2-0	21-9-4	8-1-0	DNP	DNP
vs UConn	3/14/14	56-58	L	10-1-1	14-2-2	3-0-0	DNP	DNP



2013-14 Cincinnati Basketball
Cincinnati Game-by-Game Highs (as of Mar 15, 2014)
All games



Opponent	Date	Score	Points	Rebounds	Assists	Steals	Blocked shots
NORTH CAROLINA CENTR	11/08/13	74-61	22-KILPATRICK, Sea	8-RUBLES, Titus	4-KILPATRICK, Sean	3-RUBLES, Titus KILPATRICK, Sean	3-JACKSON, Justin
NC STATE	11/12/13	68-57	21-KILPATRICK, Sea	10-JACKSON, Justin	3-KILPATRICK, Sean	2-KILPATRICK, Sean	4-JACKSON, Justin
APPALACHIAN ST.	11/16/13	77-49	13-RUBLES, Titus CAUPAIN, Troy	7-THOMAS, Shaquill RUBLES, Titus	4-CAUPAIN, Troy	2-RUBLES, Titus	4-JACKSON, Justin
CAMPBELL	11/20/13	81-62	23-KILPATRICK, Sea	9-JACKSON, Justin	4-RUBLES, Titus	3-KILPATRICK, Sean JACKSON, Justin RUBLES, Titus	5-JACKSON, Justin
UMASS LOWELL	11/26/13	79-49	18-KILPATRICK, Sea	12-JACKSON, Justin	5-THOMAS, Shaquill	3-JACKSON, Justin	3-JACKSON, Justin
KENNESAW ST.	11/29/13	95-67	20-KILPATRICK, Sea	7-JACKSON, Justin	6-KILPATRICK, Sean	3-SANDERS, Jermai	4-JACKSON, Justin
USC UPSTATE	12/03/13	86-50	22-KILPATRICK, Sea	7-RUBLES, Titus	7-KILPATRICK, Sean	3-THOMAS, Shaquill	2-LAWRENCE, Jerm
at New Mexico	12/07/13	54-63	19-KILPATRICK, Sea	6-JACKSON, Justin RUBLES, Titus	2-KILPATRICK, Sean	2-SANDERS, Jermai CAUPAIN, Troy RUBLES, Titus	3-JACKSON, Justin
vs Xavier	12/14/13	47-64	17-KILPATRICK, Sea	5-JACKSON, Justin	2-KILPATRICK, Sean	3-JACKSON, Justin	1-THOMAS, Shaquill JACKSON, Justin
vs Pittsburgh	12/17/13	44-43	12-JACKSON, Justin	9-JACKSON, Justin	3-JACKSON, Justin	1-JOHNSON, Kevin SANDERS, Jermain JACKSON, Justin RUBLES, Titus	2-JACKSON, Justin
MIDDLE TENNESSEE	12/21/13	69-48	23-KILPATRICK, Sea	12-JACKSON, Justin	4-CAUPAIN, Troy RUBLES, Titus	4-JACKSON, Justin	4-JACKSON, Justin
CHICAGO STATE	12/23/13	102-62	21-KILPATRICK, Sea	13-JACKSON, Justin SANDERS, Jermain	5-RUBLES, Titus	2-RUBLES, Titus	4-JACKSON, Justin
NEBRASKA	12/28/13	74-59	21-KILPATRICK, Sea	10-JACKSON, Justin	3-CAUPAIN, Troy	2-JACKSON, Justin CAUPAIN, Troy	4-JACKSON, Justin
SMU	1/1/14	65-57	17-JACKSON, Justin	6-KILPATRICK, Sean JACKSON, Justin	3-JACKSON, Justin KILPATRICK, Sean	5-JACKSON, Justin	5-JACKSON, Justin
at Memphis	1/4/14	69-53	18-KILPATRICK, Sea	8-JACKSON, Justin	5-CAUPAIN, Troy	3-THOMAS, Shaquill CAUPAIN, Troy	7-JACKSON, Justin
at Houston	1/7/14	61-60	17-KILPATRICK, Sea	10-RUBLES, Titus	4-JACKSON, Justin	3-KILPATRICK, Sean	3-NYARSUK, David RUBLES, Titus
RUTGERS	1/11/14	71-51	16-KILPATRICK, Sea	10-RUBLES, Titus	5-RUBLES, Titus	2-THOMAS, Shaquill	3-JACKSON, Justin
TEMPLE	1/14/14	69-58	23-KILPATRICK, Sea	12-RUBLES, Titus	5-CAUPAIN, Troy	3-KILPATRICK, Sean	6-JACKSON, Justin
at USF	1/18/14	61-54	18-KILPATRICK, Sea	6-CAUPAIN, Troy	5-RUBLES, Titus	3-JACKSON, Justin	3-RUBLES, Titus
UCF	1/23/14	69-51	19-KILPATRICK, Sea	7-RUBLES, Titus	5-THOMAS, Shaquill	4-JACKSON, Justin	7-JACKSON, Justin
at Temple	01/26/14	80-76	29-KILPATRICK, Sea	8-KILPATRICK, Sean	9-CAUPAIN, Troy	2-GUYN, Ge'Lawn KILPATRICK, Sean	2-NYARSUK, David
at Louisville	1/30/14	69-66	28-KILPATRICK, Sea	9-JACKSON, Justin	3-JACKSON, Justin	2-JACKSON, Justin	2-JACKSON, Justin
USF	2/2/14	50-45	18-KILPATRICK, Sea	7-SANDERS, Jermai	2-CAUPAIN, Troy KILPATRICK, Sean	2-JACKSON, Justin RUBLES, Titus	3-JACKSON, Justin
UCONN	2/6/14	63-58	26-KILPATRICK, Sea	12-KILPATRICK, Sea	6-KILPATRICK, Sean	2-CAUPAIN, Troy GUYN, Ge'Lawn	2-JACKSON, Justin
at SMU	02/08/14	55-76	22-KILPATRICK, Sea	9-JACKSON, Justin	3-KILPATRICK, Sean	5-RUBLES, Titus	1-LAWRENCE, Jerm JACKSON, Justin RUBLES, Titus
HOUSTON	2/15/14	73-62	28-KILPATRICK, Sea	5-JACKSON, Justin	6-KILPATRICK, Sean	2-RUBLES, Titus JACKSON, Justin	2-JACKSON, Justin
at UCF	2/19/14	77-49	23-KILPATRICK, Sea	7-JACKSON, Justin	6-CAUPAIN, Troy	3-JACKSON, Justin	4-JACKSON, Justin
LOUISVILLE	2/22/14	57-58	28-KILPATRICK, Sea	14-RUBLES, Titus	2-RUBLES, Titus	1-KILPATRICK, Sean JACKSON, Justin THOMAS, Shaquille	2-LAWRENCE, Jerm
at UConn	3/1/14	45-51	16-KILPATRICK, Sea	13-RUBLES, Titus	3-KILPATRICK, Sean	3-RUBLES, Titus	1-JACKSON, Justin



2013-14 Cincinnati Basketball
Cincinnati Game-by-Game Highs (as of Mar 15, 2014)
All games



Opponent	Date	Score	Points	Rebounds	Assists	Steals	Blocked shots
MEMPHIS	03/06/14	97-84	34-KILPATRICK, Sea	9-JACKSON, Justin	3-JACKSON, Justin SANDERS, Jermain KILPATRICK, Sean	3-JACKSON, Justin	SANDERS, Jermain 2-JACKSON, Justin
at Rutgers	03/08/14	70-66	24-KILPATRICK, Sea	11-JACKSON, Justin RUBLES, Titus	4-CAUPAIN, Troy	1-JOHNSON, Kevin SANDERS, Jermain THOMAS, Shaquille KILPATRICK, Sean JACKSON, Justin	1-JACKSON, Justin THOMAS, Shaquille RUBLES, Titus
vs UCF	3/13/14	61-58	21-KILPATRICK, Sea	9-KILPATRICK, Sean	4-KILPATRICK, Sean	2-JOHNSON, Kevin KILPATRICK, Sean	4-RUBLES, Titus JACKSON, Justin
vs UConn	3/14/14	56-58	14-KILPATRICK, Sea	8-RUBLES, Titus JACKSON, Justin	3-JACKSON, Justin	4-KILPATRICK, Sean	2-JACKSON, Justin



2013-14 Cincinnati Basketball
Cincinnati Team High/Low Analysis (as of Mar 15, 2014)
All games



Cincinnati - TEAM GAME HIGHS

POINTS	102	CHICAGO STATE (12/23/13)
	97	MEMPHIS (03/06/14)
	95	KENNESAW ST. (11/29/13)
	86	USC UPSTATE (12/03/13)
	81	CAMPBELL (11/20/13)
FIELD GOALS MADE	37	CHICAGO STATE (12/23/13)
	36	KENNESAW ST. (11/29/13)
	36	CAMPBELL (11/20/13)
FIELD GOAL ATTEMPTS	85	CHICAGO STATE (12/23/13)
	74	KENNESAW ST. (11/29/13)
FIELD GOAL PERCENTAGE	.632 (36-57)	CAMPBELL (11/20/13)
	.547 (29-53)	at Temple (01/26/14)
3 PT FIELD GOALS MADE	13	USC UPSTATE (12/03/13)
	12	CHICAGO STATE (12/23/13)
3 PT FG ATTEMPTS	34	CHICAGO STATE (12/23/13)
	26	USC UPSTATE (12/03/13)
3 PT FG PERCENTAGE	.545 (6-11)	at Memphis (1/4/14)
	.500 (13-26)	USC UPSTATE (12/03/13)
FREE THROWS MADE	31	RUTGERS (1/11/14)
	29	MEMPHIS (03/06/14)
FREE THROW ATTEMPTS	40	RUTGERS (1/11/14)
	38	MEMPHIS (03/06/14)
FREE THROW PERCENTAGE	.944 (17-18)	at Louisville (1/30/14)
	.933 (14-15)	at New Mexico (12/07/13)
REBOUNDS	69	CHICAGO STATE (12/23/13)
	47	APPALACHIAN ST. (11/16/13)
ASSISTS	25	CHICAGO STATE (12/23/13)
	20	KENNESAW ST. (11/29/13)
STEALS	14	CAMPBELL (11/20/13)
	13	UMASS LOWELL (11/26/13)
BLOCKED SHOTS	10	at Memphis (1/4/14)
	10	CHICAGO STATE (12/23/13)
TURNOVERS	20	at UConn (3/1/14)
	20	at Louisville (1/30/14)
FOULS	24	MIDDLE TENNESSEE (12/21/13)
	23	at Temple (01/26/14)
	23	at New Mexico (12/07/13)
	23	NC STATE (11/12/13)



2013-14 Cincinnati Basketball
Cincinnati High/Low Analysis (as of Mar 15, 2014)
All games



Opponent - GAME HIGHS

POINTS	84	MEMPHIS (03/06/14)
	76	at SMU (02/08/14)
	76	at Temple (01/26/14)
	67	KENNESAW ST. (11/29/13)
	66	at Rutgers (03/08/14)
	66	at Louisville (1/30/14)
FIELD GOALS MADE	29	MEMPHIS (03/06/14)
	26	at Louisville (1/30/14)
FIELD GOAL ATTEMPTS	65	APPALACHIAN ST. (11/16/13)
	63	at Memphis (1/4/14)
FIELD GOAL PERCENTAGE	.564 (22-39)	vs Xavier (12/14/13)
	.543 (25-46)	at SMU (02/08/14)
3 PT FIELD GOALS MADE	11	vs Xavier (12/14/13)
	11	CAMPBELL (11/20/13)
3 PT FG ATTEMPTS	27	MEMPHIS (03/06/14)
	27	at UCF (2/19/14)
3 PT FG PERCENTAGE	.688 (11-16)	vs Xavier (12/14/13)
	.538 (7-13)	vs UConn (3/14/14)
FREE THROWS MADE	24	at Temple (01/26/14)
	22	at SMU (02/08/14)
FREE THROW ATTEMPTS	29	vs Pittsburgh (12/17/13)
	28	NORTH CAROLINA CENTR (11/08/13)
FREE THROW PERCENTAGE	.909 (10-11)	NEBRASKA (12/28/13)
	.900 (9-10)	HOUSTON (2/15/14)
REBOUNDS	41	at Houston (1/7/14)
	41	at Memphis (1/4/14)
ASSISTS	18	MEMPHIS (03/06/14)
	17	at Rutgers (03/08/14)
STEALS	10	at UConn (3/1/14)
	10	at SMU (02/08/14)
	10	at Memphis (1/4/14)
BLOCKED SHOTS	8	vs UConn (3/14/14)
	6	LOUISVILLE (2/22/14)
	6	at UCF (2/19/14)
	6	at Louisville (1/30/14)
	6	at Houston (1/7/14)
TURNOVERS	28	UMASS LOWELL (11/26/13)
	23	CAMPBELL (11/20/13)
FOULS	29	NORTH CAROLINA CENTR (11/08/13)
	28	RUTGERS (1/11/14)



2013-14 Cincinnati Basketball
Cincinnati High/Low Analysis (as of Mar 15, 2014)
All games



Cincinnati - GAME LOWS

POINTS	44	vs Pittsburgh (12/17/13)
	45	at UConn (3/1/14)
	47	vs Xavier (12/14/13)
	50	USF (2/2/14)
	54	at New Mexico (12/07/13)
FIELD GOALS MADE	13	at UConn (3/1/14)
	14	vs Xavier (12/14/13)
FIELD GOAL ATTEMPTS	42	vs Xavier (12/14/13)
	42	RUTGERS (1/11/14)
FIELD GOAL PERCENTAGE	.271 (13-48)	at UConn (3/1/14)
	.286 (16-56)	LOUISVILLE (2/22/14)
3 PT FIELD GOALS MADE	3	NC STATE (11/12/13)
	3	UMASS LOWELL (11/26/13)
	3	vs Pittsburgh (12/17/13)
	3	NEBRASKA (12/28/13)
3 PT FG ATTEMPTS	8	NC STATE (11/12/13)
	9	APPALACHIAN ST. (11/16/13)
3 PT FG PERCENTAGE	.158 (3-19)	UMASS LOWELL (11/26/13)
	.167 (4-24)	at SMU (02/08/14)
FREE THROWS MADE	1	vs Pittsburgh (12/17/13)
	5	CAMPBELL (11/20/13)
FREE THROW ATTEMPTS	3	vs Pittsburgh (12/17/13)
	10	at UCF (2/19/14)
FREE THROW PERCENTAGE	.333 (1-3)	vs Pittsburgh (12/17/13)
	.357 (5-14)	CAMPBELL (11/20/13)
REBOUNDS	20	vs Xavier (12/14/13)
	27	USC UPSTATE (12/03/13)
	27	HOUSTON (2/15/14)
ASSISTS	5	at New Mexico (12/07/13)
	7	NC STATE (11/12/13)
	7	vs Xavier (12/14/13)
	7	USF (2/2/14)
	7	at UConn (3/1/14)
STEALS	3	LOUISVILLE (2/22/14)
	4	vs Pittsburgh (12/17/13)
	4	at Louisville (1/30/14)
BLOCKED SHOTS	2	vs Xavier (12/14/13)
	2	at Louisville (1/30/14)
	2	HOUSTON (2/15/14)
	2	at UConn (3/1/14)
TURNOVERS	3	MEMPHIS (03/06/14)
	4	HOUSTON (2/15/14)
FOULS	9	USF (2/2/14)
	12	CHICAGO STATE (12/23/13)
	12	HOUSTON (2/15/14)



2013-14 Cincinnati Basketball
Cincinnati High/Low Analysis (as of Mar 15, 2014)
All games



Opponent - GAME LOWS

POINTS	43	vs Pittsburgh (12/17/13)
	45	USF (2/2/14)
	48	MIDDLE TENNESSEE (12/21/13)
	49	APPALACHIAN ST. (11/16/13)
	49	UMASS LOWELL (11/26/13)
	49	at UCF (2/19/14)
FIELD GOALS MADE	11	vs Pittsburgh (12/17/13)
	12	MIDDLE TENNESSEE (12/21/13)
FIELD GOAL ATTEMPTS	35	vs Pittsburgh (12/17/13)
	39	vs Xavier (12/14/13)
FIELD GOAL PERCENTAGE	.267 (12-45)	MIDDLE TENNESSEE (12/21/13)
	.292 (19-65)	APPALACHIAN ST. (11/16/13)
3 PT FIELD GOALS MADE	1	USF (2/2/14)
	2	vs Pittsburgh (12/17/13)
	2	at Memphis (1/4/14)
	2	RUTGERS (1/11/14)
	2	at USF (1/18/14)
3 PT FG ATTEMPTS	7	SMU (1/1/14)
	9	at New Mexico (12/07/13)
	9	at USF (1/18/14)
3 PT FG PERCENTAGE	.091 (1-11)	USF (2/2/14)
	.118 (2-17)	at Memphis (1/4/14)
FREE THROWS MADE	5	CAMPBELL (11/20/13)
	6	UCF (1/23/14)
	6	USF (2/2/14)
FREE THROW ATTEMPTS	8	CAMPBELL (11/20/13)
	8	USF (2/2/14)
FREE THROW PERCENTAGE	.353 (6-17)	UCF (1/23/14)
	.500 (9-18)	at Houston (1/7/14)
	.500 (9-18)	TEMPLE (1/14/14)
	.500 (11-22)	LOUISVILLE (2/22/14)
REBOUNDS	21	CHICAGO STATE (12/23/13)
	21	HOUSTON (2/15/14)
ASSISTS	6	UMASS LOWELL (11/26/13)
	6	UConn (2/6/14)
STEALS	0	at Houston (1/7/14)
	1	MEMPHIS (03/06/14)
BLOCKED SHOTS	0	KENNESAW ST. (11/29/13)
	1	at USF (1/18/14)
	1	HOUSTON (2/15/14)
TURNOVERS	7	vs Pittsburgh (12/17/13)
	8	NC STATE (11/12/13)
FOULS	9	vs Pittsburgh (12/17/13)
	12	at UCF (2/19/14)
	12	vs UConn (3/14/14)



2013-14 Cincinnati Basketball
Cincinnati Player High/Low Analysis (as of Mar 15, 2014)
All games



Cincinnati - INDIVIDUAL GAME HIGHS

Points	34		KILPATRICK, Sean vs Memphis (03/06/14)
	29		KILPATRICK, Sean at Temple (01/26/14)
	28		KILPATRICK, Sean vs Louisville (2/22/14)
	28		KILPATRICK, Sean vs Houston (2/15/14)
	28		KILPATRICK, Sean at Louisville (1/30/14)
Field Goals Made	11		KILPATRICK, Sean vs Memphis (03/06/14)
	9		RUBLES, Titus vs Memphis (03/06/14)
	9		KILPATRICK, Sean vs Louisville (2/22/14)
	9		KILPATRICK, Sean vs Houston (2/15/14)
	9		KILPATRICK, Sean at Temple (01/26/14)
	9		JACKSON, Justin vs Chicago State (12/23/13)
	9		JACKSON, Justin vs Campbell (11/20/13)
	9		KILPATRICK, Sean vs Campbell (11/20/13)
Field Goal Att.	26		KILPATRICK, Sean vs Louisville (2/22/14)
	19		KILPATRICK, Sean at Temple (01/26/14)
	19		KILPATRICK, Sean vs Temple (1/14/14)
FG Pct (min 5 made)	.875	(7-8)	JACKSON, Justin vs Middle Tennessee (12/21/13)
	.857	(6-7)	JACKSON, Justin vs Houston (2/15/14)
3-Point FG Made	6		KILPATRICK, Sean at UCF (2/19/14)
	6		KILPATRICK, Sean vs Temple (1/14/14)
	6		KILPATRICK, Sean vs USC Upstate (12/03/13)
3-Point FG Att.	14		KILPATRICK, Sean vs Louisville (2/22/14)
	13		KILPATRICK, Sean vs Temple (1/14/14)
3-Pt FG Pct (min 2 made)	1.000	(2-2)	JOHNSON, Kevin vs UCF (3/13/14)
	.750	(3-4)	GUYN, Ge'Lawn vs USC Upstate (12/03/13)
Free Throws Made	17		KILPATRICK, Sean vs Nebraska (12/28/13)
	11		KILPATRICK, Sean at Louisville (1/30/14)
Free Throw Att.	18		KILPATRICK, Sean vs Nebraska (12/28/13)
	12		KILPATRICK, Sean vs Xavier (12/14/13)
	12		RUBLES, Titus vs North Carolina Centr (11/08/13)
FT Pct (min 3 made)	1.000	(11-11)	KILPATRICK, Sean at Louisville (1/30/14)
	1.000	(8-8)	KILPATRICK, Sean at New Mexico (12/07/13)
	1.000	(8-8)	RUBLES, Titus vs Kennesaw St. (11/29/13)
	1.000	(8-8)	KILPATRICK, Sean vs NC State (11/12/13)
	1.000	(7-7)	RUBLES, Titus vs Temple (1/14/14)
	1.000	(6-6)	RUBLES, Titus vs Memphis (03/06/14)
	1.000	(6-6)	KILPATRICK, Sean vs USF (2/2/14)
	1.000	(6-6)	THOMAS, Shaquille vs Rutgers (1/11/14)
	1.000	(6-6)	KILPATRICK, Sean vs SMU (1/1/14)
	1.000	(6-6)	CAUPAIN, Troy vs USC Upstate (12/03/13)
	1.000	(4-4)	RUBLES, Titus at Rutgers (03/08/14)
	1.000	(4-4)	JOHNSON, Kevin vs Memphis (03/06/14)
	1.000	(4-4)	CAUPAIN, Troy vs Louisville (2/22/14)
	1.000	(4-4)	JACKSON, Justin vs Louisville (2/22/14)
	1.000	(4-4)	RUBLES, Titus at SMU (02/08/14)
	1.000	(4-4)	KILPATRICK, Sean vs UCF (1/23/14)
	1.000	(4-4)	THOMAS, Shaquille at USF (1/18/14)
	1.000	(4-4)	JACKSON, Justin at New Mexico (12/07/13)
	1.000	(4-4)	KILPATRICK, Sean vs USC Upstate (12/03/13)
	1.000	(4-4)	THOMAS, Shaquille vs Appalachian St. (11/16/13)
	1.000	(3-3)	RUBLES, Titus vs USF (2/2/14)
	1.000	(3-3)	SANDERS, Jermaine vs UCF (1/23/14)
	1.000	(3-3)	JOHNSON, Kevin vs Middle Tennessee (12/21/13)

	1.000	(3-3)	KILPATRICK, Sean vs Middle Tennessee (12/21/13)
	1.000	(3-3)	THOMAS, Shaquille vs Middle Tennessee (12/21/13)
	1.000	(3-3)	CAUPAIN, Troy vs Appalachian St. (11/16/13)
Rebounds	14		RUBLES, Titus vs Louisville (2/22/14)
	13		RUBLES, Titus at UConn (3/1/14)
	13		SANDERS, Jermaine vs Chicago State (12/23/13)
	13		JACKSON, Justin vs Chicago State (12/23/13)
Assists	9		CAUPAIN, Troy at Temple (01/26/14)
	7		KILPATRICK, Sean vs USC Upstate (12/03/13)
Steals	5		RUBLES, Titus at SMU (02/08/14)
	5		JACKSON, Justin vs SMU (1/1/14)
Blocked Shots	7		JACKSON, Justin vs UCF (1/23/14)
	7		JACKSON, Justin at Memphis (1/4/14)
Turnovers	7		KILPATRICK, Sean at UConn (3/1/14)
	6		JACKSON, Justin at SMU (02/08/14)
Fouls	5		LAWRENCE, Jermaine at Rutgers (03/08/14)
	5		RUBLES, Titus at UConn (3/1/14)
	5		JACKSON, Justin at SMU (02/08/14)
	5		THOMAS, Shaquille at Temple (01/26/14)
	5		JACKSON, Justin vs Temple (1/14/14)
	5		RUBLES, Titus at Houston (1/7/14)
	5		RUBLES, Titus vs SMU (1/1/14)
	5		LAWRENCE, Jermaine vs Middle Tennessee (12/21/13)
	5		RUBLES, Titus at New Mexico (12/07/13)
	5		LAWRENCE, Jermaine vs UMass Lowell (11/26/13)



2013-14 Cincinnati Basketball
Cincinnati Opponent High/Low Analysis (as of Mar 15, 2014)
All games



OPPONENT INDIVIDUAL GAME HIGHS

Points	33		PEPPER, Dalton at Temple (01/26/14)
	27		INGRAM, Jeremy vs North Carolina Centr (11/08/13)
	24		BAIRSTOW, Cameron at New Mexico (12/07/13)
	22		Petteway, Terran vs Nebraska (12/28/13)
	21		SYKES, Isaiah vs UCF (3/13/14)
	21		JACKSON, Joe vs Memphis (03/06/14)
	21		HARRELL, Montrezl vs Louisville (2/22/14)
	21		PEPPER, Dalton vs Temple (1/14/14)
Field Goals Made	10		PEPPER, Dalton at Temple (01/26/14)
	9		HARRELL, Montrezl at Louisville (1/30/14)
Field Goal Att.	21		PEPPER, Dalton at Temple (01/26/14)
	20		MOORE, J.J. at Rutgers (03/08/14)
FG Pct (min 5 made)	.833	(5-6)	KNOWLES, Danrad vs Houston (2/15/14)
	.833	(5-6)	KOBANI, Mike vs Appalachian St. (11/16/13)
3-Point FG Made	8		PEPPER, Dalton at Temple (01/26/14)
	5		MORRIS, Brandon at Houston (1/7/14)
	5		Pippen, Quinton vs Chicago State (12/23/13)
	5		HAMMONDS, Kerry vs Middle Tennessee (12/21/13)
	5		RYAN, Andrew vs Campbell (11/20/13)
3-Point FG Att.	14		PEPPER, Dalton at Temple (01/26/14)
	12		NAPIER, Shabazz vs UConn (2/6/14)
3-Pt FG Pct (min 2 made)	1.000	(2-2)	DANIELS, DeAndre vs UConn (3/14/14)
	1.000	(2-2)	FARR, James vs Xavier (12/14/13)
Free Throws Made	11		INGRAM, Jeremy vs North Carolina Centr (11/08/13)
	10		JACKSON, Joe vs Memphis (03/06/14)
	10		BAIRSTOW, Cameron at New Mexico (12/07/13)
Free Throw Att.	16		INGRAM, Jeremy vs North Carolina Centr (11/08/13)
	12		JACKSON, Joe vs Memphis (03/06/14)
	12		HARRELL, Montrezl vs Louisville (2/22/14)
	12		JACK, Kadeem vs Rutgers (1/11/14)
FT Pct (min 3 made)	1.000	(7-7)	MOORE, Ben at SMU (02/08/14)
	1.000	(6-6)	RUSSELL, Nick at SMU (02/08/14)
	1.000	(6-6)	Petteway, Terran vs Nebraska (12/28/13)
	1.000	(6-6)	GLENN, Ricardo vs USC Upstate (12/03/13)
	1.000	(5-5)	BOATRIGHT, Ryan vs UConn (3/14/14)
	1.000	(5-5)	PEPPER, Dalton at Temple (01/26/14)
	1.000	(4-4)	BLAIR, Staphon vs UCF (3/13/14)
	1.000	(4-4)	JUDGE, Wally at Rutgers (03/08/14)
	1.000	(4-4)	NOLAN, Phillip at UConn (3/1/14)
	1.000	(4-4)	McBRIDE, Justin at UCF (2/19/14)
	1.000	(4-4)	ROSE, L.J. vs Houston (2/15/14)
	1.000	(4-4)	NAPIER, Shabazz vs UConn (2/6/14)
	1.000	(4-4)	HANCOCK, Luke at Louisville (1/30/14)
	1.000	(4-4)	MACK, Myles vs Rutgers (1/11/14)
	1.000	(4-4)	KENNEDY, Markus vs SMU (1/1/14)
	1.000	(4-4)	MARTIN, Justin vs Xavier (12/14/13)
	1.000	(3-3)	NICHOLS, Austin vs Memphis (03/06/14)
	1.000	(3-3)	CUNNINGHAM, Cannen at SMU (02/08/14)
	1.000	(3-3)	BROWN, Josh at Temple (01/26/14)
	1.000	(3-3)	Denard, Eddie vs Chicago State (12/23/13)
Rebounds	13		BAIRSTOW, Cameron at New Mexico (12/07/13)
	12		JACK, Kadeem at Rutgers (03/08/14)
Assists	9		MACK, Myles at Rutgers (03/08/14)

	6	JACKSON, Joe vs Memphis (03/06/14)
	6	HANCOCK, Luke at Louisville (1/30/14)
	6	SYKES, Isaiah vs UCF (1/23/14)
	6	HEATH, Josh at USF (1/18/14)
	6	BROWN, Josh vs Temple (1/14/14)
	6	WOMACK, Tione at Houston (1/7/14)
	6	RAY, Quinton vs Campbell (11/20/13)
Steals	4	BOATRIGHT, Ryan at UConn (3/1/14)
	4	STAINBROOK, Matt vs Xavier (12/14/13)
	4	CHAPMAN, Emanuel vs North Carolina Centr (11/08/13)
Blocked Shots	4	BRIMAH, Amida vs UConn (3/14/14)
	3	BRIMAH, Amida at UConn (3/1/14)
	3	MATHIANG, Mangok vs Louisville (2/22/14)
	3	BLAIR, Staphon at UCF (2/19/14)
	3	THOMAS, TaShawn at Houston (1/7/14)
	3	KENNEDY, Markus vs SMU (1/1/14)
	3	Parris Massey vs UMass Lowell (11/26/13)
Turnovers	8	DJ Mlachnik vs UMass Lowell (11/26/13)
	7	SYKES, Isaiah at UCF (2/19/14)
Fouls	5	BLAIR, Staphon vs UCF (3/13/14)
	5	JUDGE, Wally at Rutgers (03/08/14)
	5	JOHNSON, Geron vs Memphis (03/06/14)
	5	GOODWIN, Shaq vs Memphis (03/06/14)
	5	MATHIANG, Mangok vs Louisville (2/22/14)
	5	HANCOCK, Luke vs Louisville (2/22/14)
	5	LEE, Anthony at Temple (01/26/14)
	5	BLAIR, Staphon vs UCF (1/23/14)
	5	LEWIS, Greg vs Rutgers (1/11/14)
	5	JUDGE, Wally vs Rutgers (1/11/14)
	5	ETOU, Junior vs Rutgers (1/11/14)
	5	JOHNSON, Geron at Memphis (1/4/14)
	5	Gallegos, Ray vs Nebraska (12/28/13)
	5	HUNTER, Neiko vs Middle Tennessee (12/21/13)
	5	CHRISTON, Semaj vs Xavier (12/14/13)
	5	FARR, James vs Xavier (12/14/13)
	5	BUCHANAN, Michael vs USC Upstate (12/03/13)
	5	Kerry Weldon vs UMass Lowell (11/26/13)
	5	INGRAM,Jeremy vs North Carolina Centr (11/08/13)
	5	PARKS,Jordan vs North Carolina Centr (11/08/13)
	5	COPELAND,Jay vs North Carolina Centr (11/08/13)

NCAA tournament is 'Cincinnati vs. the world'

Bill Koch
Cincinnati Enquirer
March 16, 2014

The University of Cincinnati Bearcats' reaction Sunday night when they learned that they had been slotted as a No. 5 seed and shipped off to Spokane for their second-round NCAA Tournament game was one of chagrin more than anger.

"All the way to Washington is crazy," said senior guard Sean Kilpatrick. "We've just got to take care of business."

Asked what he knew about Spokane, Kilpatrick said, "Never heard of it."

No. 5 seed UC (27-6) will face No. 12 seed Harvard (26-4) from the Ivy League on Thursday at 2:10 p.m. If the Bearcats win their second-round game, they'll face the winner of the game between No. 4 seed Michigan State and No. 13 seed Delaware on Saturday, with the winner advancing to the East Regional in New York.

The Bearcats will be making their 28th NCAA Tournament appearance overall and their fourth straight under Mick Cronin.

It's certainly not the kind of draw the Bearcats envisioned when they were in the midst of their 15-game winning streak earlier this season or when they won a share of the American Athletic Conference championship. Or even after they lost to Connecticut in the AAC tournament semifinals Friday night in Memphis.

Or even after they lost to Connecticut in the American Athletic Conference semifinals Friday night in Memphis. But they finished 5-4 in their last nine games and apparently that was enough to cause the tournament selection committee to lose some respect for what they had accomplished this season.

Cronin viewed it as one of several slights to the first-year AAC, with Louisville – which is playing as well as any team in the country – sliding to a No. 4 seed when many expected it to receive a No. 2, and SMU, which was considered a lock to make the tournament, getting completely overlooked.

"I thought the American Athletic Conference as a whole, I think it would be very obvious to say didn't get a lot of respect from top to bottom," Cronin said.

The Bearcats, especially the seniors, have thrived over the years on what they perceive to be a lack of national respect for the UC program and have used that perception as motivation. This was no different.

"It's Cincinnati against the world," said senior forward Justin Jackson. "That's how we look at it."

UC will face a Harvard team coached by former Duke star Tommy Amaker that averages 73.6 points and shoots 46.7 percent from the field, 38.7 percent from 3-point range. The Crimson, who upset New Mexico last year for their first-ever NCAA Tournament win, have five players who average double figures, led by junior guard Wesley Saunders, who averages 14.0 points.

"I know they're really good," Cronin said. "I'll make sure our guys know that they beat New Mexico last year."

That should get the Bearcats attention because they lost at New Mexico back in December.

Harvard's four losses this year have come against Colorado, Connecticut (61-56), Florida Atlantic and Yale. UC, which lost two of three games against UConn this season, did not overlook the predictions from Doug Gottlieb and Seth Davis, who both picked Harvard to upset UC on the CBS selection show.

"What's new?" Kilpatrick said.

Cronin reiterated what he said in Memphis – that the Bearcats will go as far in this tournament as their defense takes them.

"We have to be smart enough to know what our formula of success is," Cronin said. "Our defense is going to have to be dominant. Our mistakes are going to have to be few because Harvard is really good. When you're a top five defense in the country, you'd better be in the tournament or you're not going to advance because our offense is not going to be a top five offense all of a sudden."

For the UC seniors, this is the chance they've been waiting for to leave a lasting legacy on the UC program.

"It's our last go-around," Jackson said. "We're not coming back. You've got to leave the way you want to leave. This is our last chance."

The coach, his princess and his city

A deep connection to a city and program for Cincinnati's hometown head coach

Originally Published: February 28, 2014

By Myron Medcalf | ESPN.com

CINCINNATI -- Preparations for UCF must wait while Mick Cronin's 7-year-old princess twirls around the suite on the University of Cincinnati's campus.

It's President's Day, so Cronin's daughter, Sammi, joins her daddy at work and converts his office into her personal playground.

There's a half-eaten Chick-fil-A sandwich and a collection of fries on the table. An episode of "SpongeBob Squarepants" airs on the flat-screen TV attached to the wall. Sammi's "My Little Pony" backpack rests at an awkward angle on the couch, obviously tossed there by a carefree first-grader.

She's draped in glittery black pants and multicolored bracelets. Her bouncy, brown curls -- "I did that," the redheaded Cronin says about his daughter's hairstyle -- complements her piercing smile.

"Bye-bye," she tells the smitten gawkers as she walks down the hallway.

In recent years, Cronin has attracted lucrative offers to leave Cincinnati. One school promised to make it rain on his life with a sum so ridiculous that he thought it was a joke. Another program had the gift of a multimillion-dollar TV deal, additional BCS money from a conference revenue-sharing deal and more national exposure than the Bearcats currently enjoy playing in the American Athletic Conference.

But the Rick Pitino and Bob Huggins disciple continues to say no -- a simple word with a layered explanation.

Cronin isn't just the Bearcats' coach. He's Cincinnati's coach.

He was born here. His father, Harold "Hep" Cronin, is a legend on the high school circuit here. He earned his mettle in pickup games at rec centers and prep courts around town before a knee injury ended his playing career here. He graduated from college here. He just bought a "big-time crib" here. He treks through the snow in his black UGG boots here. His mysterious suit guy -- he won't name him -- is here. His father comes to practices here. His sister sits behind the bench on game days here.

And, above all, Sammi is here.

The offers could come again. Cincy entered the season as a sleeper in the American but could end the year as its champion. Sean Kilpatrick is one of the best players in the country. The Bearcats harass teams with a defensive furor that few can equal.

But Cronin's connection to the program, the city and a lively little girl nurtures the unique bond between the team, the coach and the community that surrounds them.

Leave Cincy? He's too busy building it.

'That's never going to be me'

The day Cronin's ex-wife, Darlene, left their former home in January 2008 with his little girl in tow, he nearly crumbled.

His world was changing. And he wasn't sure how his relationship with Sammi would evolve given the new terms of their interaction. He and his ex-wife had agreed to joint custody, so he understood that he'd see Sammi. But he also realized it would never be enough time.

"Sammi was sitting there playing with the little blocks," Cronin's sister, Kelly, said. "He looked at me and said, 'I can't believe I'm not going to see her every day.' He had to walk out of the room because he was getting choked up and he didn't want to cry in front of her."

The circumstances of the split, however, taught Cronin to value every second he now has with Sammi.

It's reasonable to question how a Division I coach manages his duties as a single parent -- Cronin is a bachelor -- and leader of a nationally ranked program. But Cronin is deliberate about prioritizing his relationship with his daughter.

On the days he has her, he turns off the phone and the TV from 6 p.m. to 9 p.m. No texting recruits or monitoring the big game. Just Sammi.

She has a segment on his weekly TV show, so he has to make sure those curls are prim. He gets her to school on time. And when it's not feasible to keep her next to him, he calls on his father or sister for some assistance.

But Cronin is not the occasional father. He'll quit before that happens.

He's met too many coaches who ruined bonds with their children because they were so obsessed with the game as they sought the next promotion. Cronin has tried to erect a wall between father and coach.

Sammi goes home with him even after tough losses. Cronin said he doesn't want her to think that his commitment to her is based on the outcome of a game.

Hours after his program participated in the infamous brawl with Xavier two years ago, Cronin was at home playing Chutes and Ladders with Sammi.

"I just never was going to let that happen, because I hear too many stories about these guys that get out of coaching to meet their kids," Cronin said. "That's never going to be me. My daughter's never going to have to write a letter; I'm never going to sign a contract that says, 'I'm going to be there for you.'"

In recent years, he's fielded calls from schools that have offered multimillion-dollar contracts for supposedly greener pastures. But he always reflects on Pitino's words as he considers his future.

Cronin, Pitino's associate head coach from 2001-03, would ask his mentor for advice about his career -- and, judging by his tailored suits, fashion as well -- while the two smoked Cuban cigars on hotel balconies during memorable recruiting trips. Pitino would always express his regrets about leaving Kentucky for a lucrative deal to coach the Boston Celtics. He took the cash, but he abandoned his happiness.

"He told me, 'I didn't enjoy Kentucky,'" Cronin said, "'I was so driven, I never stopped to enjoy it. You've got a chance to have a great run. Don't make the mistake I did. Enjoy it.'"

Why jeopardize bliss?

The opportunities haven't been worth the risk of squandering the contentment he's found in his hometown. It's a rare situation that allows him to guide his alma mater, be a committed father and stay close to those he loves.

Plus, the 5-foot-7 Cronin likes the idea of extending a grand legacy that began with Oscar Robertson and grew under Bob Huggins, who led the program to the Final Four in 1992 and hired Cronin as a video coordinator in 1996.

Cronin is not constructing this vision on foreign land. His mother, Peggy, lived in a building that once sat on the university's new baseball fields. His father attended high school across the street.

His family of five (Cronin has a brother, too) attended St. Ann Church of Groesbeck, just eight miles from campus, and would gather for Sunday afternoon dinners at the home of Cronin's grandparents.

This is a city where his mother would whip up soft, deviled eggs for her youngest son whenever he was sick. It's the same place where he returned the favor and temporarily left his post at Murray State in 2005 to come home and care for her as she wrestled with multiple myeloma, a rare blood cancer, in the final days of her life.

He starred in a local Catholic youth league that allowed teams to play zone only because they couldn't stop the young, shifty Cronin with man-to-man matchups. He spent his teenage years searching his hometown for the hottest pickup games with his best friend and current Dallas Mavericks assistant Monte Mathis. They'd start at La Salle, Withrow or Purcell high schools in the afternoon. Then, they'd join the older cats at Indian Hills prep in the evening.

But the scrappiest matchups were held in Mathis' backyard. "There was a lot of bumps, bruises, broken bones, blood," Mathis said. "There was a lot going on in that backyard because we had kids from three towns over coming to play games in the backyard. It was pretty brutal at times."

The hardwood and asphalt around Cincinnati are stained by Cronin's blood, sweat and tears.

"Somebody had enough gas in a car to get there," Cronin said. "That was my life. That was my whole life."

Cronin had game, but he didn't have any cartilage in his right knee. One misstep in a high school game during his junior season at La Salle ruined ligaments and any dreams of playing high-major college basketball. Doctors told him that he'd face knee replacement surgery by the time he turned 30 if he tried. It was a devastating verdict.

"That was his only sport," said Hep Cronin, who coached his son at La Salle and was inducted into the Greater Cincinnati Hall of Fame last year. "He only played basketball. That was it. He was anticipating going to college on a basketball scholarship."

Bad knees, new dreams

A few minutes into a Cincinnati practice, as the Bearcats prepared for a midweek trip to UCF, everything seemed fluid and sleek. Cronin never raised his voice or stomped his feet as he directed his squad in the intense defensive drills -- three players clunked their heads during one hectic scramble for a loose ball -- that condition a program rated fifth in adjusted defensive efficiency, per Ken Pomeroy.

It was all smooth until something happened that observers along the sideline missed. Some breakdown, some lapse.

Cronin abruptly interrupted the session for a brief motivational chat.

"We're trying to win the national f-----g championship!" he growled.

Like his peers in the profession, Cronin has a little crazy in him. It's a good crazy, though -- birthed by an unyielding passion. And it's an attitude his players love.

"That's my best friend," senior forward Justin Jackson said. "That's like my mentor. He's hard on you just because he wants what's best for you."

In seconds, Cronin can switch from berating his players for allowing "Peyton Manning" passes to poking Kilpatrick about the time some guy named George "busted you in the lip last summer." That's why they trust him when he tells them he's more interested in their quality of life than their ability to help him win games.

"He's someone that cares about you," Kilpatrick said. "He cares about your future and really cares about what happens with your future besides basketball. That's all you can really ask for from a coach. He's never changed on me. He's someone I actually look up to."

Even though he grew up nearby, Cronin's journey toward this fairy tale was anything but. Cronin wanted to play, not coach.

But he had to get his fix somehow after knee injuries ended his career. His father helped him get a job as the freshman coach at Woodward High School while Cronin was still a freshman at Cincinnati. He treated the gig as though he was leading North Carolina or Kansas. He'd take trips to basketball camps in his old Cadillac. He'd work on his practice plans in the middle of his business classes.

He was hooked.

It would all lead somewhere, he thought. His mother, who wrote a song about her doubts, wasn't initially convinced.

"She called it the 'J.O.B.' song," Kelly Cronin said. "'You got to get a J.O.B. if you want to live with me.' ... They would be laughing over all the verses she had invented while harassing him, because he kept telling her he had a plan, and she kept telling him coaching freshman basketball and running around to camps with players was not a plan."

Equipped with the knowledge about the game he'd gleaned from his father, however, Cronin climbed at an uncanny pace. He was still in his mid-20s when Huggins hired him to be Cincinnati's video coordinator before he became a full-time assistant for the program in the late 1990s.

"When he was with me, he did a great job with film and studying the game and trying to learn and make himself better," Huggins said.

Cronin joined Pitino's staff in 2001. Two years later, he was the head coach at Murray State. By 2006, he'd been hired to lead to his alma mater and hometown squad after Huggins resigned.

This is the fifth season that Cronin has won 19 or more games at Cincinnati. The Bearcats have reached the NCAA tournament in three consecutive seasons. That success has intrigued other programs in recent years.

But Cronin clearly has every reason to stay.

He'll never say never, though. He's no fool.

He wants a salary for both him and his assistants that matches some of the nation's other Top 25 programs. He'd have left already if money -- "I'm making more money than I ever thought I'd make, anyway" -- mattered that much. It doesn't. Winning does, though.

Cronin worked under legends in his 20s and 30s. And he wants to build a perennial powerhouse, too.

A new or renovated facility would help. Fifth Third Arena's average attendance of 9,253 (capacity 13,176) was 48th nationally last year. Cronin is not convinced that upgrading his team's nonconference schedule is the sole ticket to drawing more fans each night.

"The problem is only three or four [thousand] of them have good seats," Cronin said. "The rest of them have bad seats. Everybody involved here knows we've gotta upgrade somehow. How is the issue?"

The fan experience in a region that features the Bengals, Reds and an assortment of Division I football and basketball programs is significant. That's why officials at the university have already commenced conversations about the matter.

"[We] recognize that the basketball enterprise is extremely important to us, and we want to find a way to continue to escalate the commitment and the resources and the facilities that our coaches and student-athletes and fans can enjoy for the long term," said Mike Bohn, the school's new athletic director.

Cronin can't control that conversation. He can only highlight his desires and continue to win, something the Bearcats didn't do against Louisville last weekend.

The Bearcats lost a crucial home game on a last-second shot by Russ Smith on Saturday.

On Sunday, Cronin's father called to check on him. It's one thing to lose a tough one on the road, another to come so close to victory in a sellout at home.

But Cronin was busy tobogganing with Sammi, not dwelling on the loss to Louisville.

"I think that's good for him, instead of sitting there and sulking about it," Hep Cronin said. "You gotta move on."

But sometimes, Cronin has learned, you gotta stay.

Cincinnati guard Sean Kilpatrick grows into one of nation's most valuable players

By Brian Hamilton

SI.com

Posted February 21, 2014

As Cincinnati rolled to the airport after a win at Central Florida late Wednesday, Justin Jackson asked for his team's attention. The senior forward had an announcement to make: Sean Kilpatrick, his longtime running mate, had become the school's second all-time leading scorer.

"Everybody give my dawg a round of applause!" Jackson said.

Everybody did. Some also made sure to remind Kilpatrick that sticking around to score 1,990 points meant he was old. But when the shouting on the bus began, no one stopped it. That vehicle, at that moment, was the one spot in the country where Sean Kilpatrick wouldn't be underappreciated.

"I'll never forget about it," Kilpatrick said.

As Cincinnati prepares for another mammoth AAC showdown with Louisville on Saturday, it is becoming difficult to overlook an emerging truth: Kilpatrick, a steely 6-foot-4 guard absent from preseason All-American lists, is arguably the nation's most valuable player.

Kilpatrick averages 20.2 points, 4.4 rebounds, 2.6 assists and 1.4 steals per game for Cincinnati, which has won 17 of 18 for a record of 24-3 and the No. 7 spot in the latest AP poll. That production, while impressive, can be found elsewhere. But as of Friday, Kilpatrick's Win Shares total – an estimation of how much a player's offensive and defensive contributions lead to victory – was 6.1. It tied for second in the nation, one-tenth of a point behind Canisius' Billy Baron, three-tenths ahead of Creighton's Doug McDermott.

A closer examination also reveals an important balance: Kilpatrick's defensive Win Shares total is 2.1, a top 20 figure. McDermott's is 1.3. Kilpatrick's offense-defense split demonstrates high end-to-end value for a national contender that maybe only Wichita State's Fred VanVleet (5.6 Win Shares overall, 2.1 defensive Win Shares) approaches.

"I thought going into this year he was more than capable of being a first-team All-American," Bearcats coach Mick Cronin said. "The key was his shot selection and his shooting percentage. Obviously Doug McDermott right now is the best offensive player in the country. The thing S.K. brings, he brings defense to the table. I think if you look at certain guys on that (player of the year) list, the one thing about him, he plays both ends."

Of course, Creighton wouldn't win without McDermott's wizardry, and no one can deny his value. But Cincinnati likewise doesn't function without Kilpatrick's efforts on offense and defense. Gritty, mostly selfless play defines the Bearcats, and Kilpatrick is the fulcrum for that.

It's why the results of his final season have matched his hopes, whether or not the spotlight has come with it. "Really, I was just focused on winning everything," Kilpatrick said. "I'm so focused on that. I really take pride in what I do on a daily basis just to get us to where we need to go, and that's trying to win everything. The accolades don't mean much to me."

When Cronin saw his trio of seniors – Kilpatrick, Jackson and Titus Rubles – diving for loose balls during preseason preparation, he knew his team had potential. When he saw that group enforce demands for similar effort from everyone else, he knew most anything was possible.

Kilpatrick calls it a "code." It isn't written down, but it is understood, and it is unbending. As such the Bearcats rank fifth in the nation in adjusted defensive efficiency, per kenpom.com, allowing just 91 points per 100 possessions. "We know the team that does the most dirty work is the team that wins at the end," Kilpatrick said. "The three of us, me, Justin and Titus, that's where we come from. We know when we were the team that did the dirty work, we wound up beating the teams we needed to beat. It's been working for us for the longest."

But that only goes so far, so Kilpatrick often enough carries Cincinnati the rest of the way. The previous meeting with Louisville demonstrated that. Before it, Cronin asked Kilpatrick to address the team without its coach present. He needed his senior to deliver a message, especially aimed at the inexperienced players on the roster, about what awaited them in the KFC Yum! Center. Kilpatrick talked about sharing the ball, making the first available pass when Louisville's pressure ramped up.

Then when it all came crashing down, Kilpatrick let his production speak. The Bearcats blew a 17-point lead but kept feeding the ball to their senior guard in the stretch, and Kilpatrick answered by hitting all 11 of his free throw attempts in the second half, including four in the final nine seconds to cap a 28-point night in a critical 69-66 win on Jan. 30.

"To beat great teams, you're not going to shut them out – you have to be able to answer them," Cronin said. "And he gave us answers in the second half. He wasn't the only guy. But when he banged in some shots on top of theirs, that really helped calm his teammates down."

Said Kilpatrick: "I've waited all my life for big moments like that."

Few do as much for a team as Kilpatrick, and even fewer do it for such a successful team. After another 23-point night featuring six three-pointers at Central Florida on Wednesday, Cronin asked a question – "I want to know who's a better guard in America than Sean Kilpatrick?" he said – that seems to have limited options for response.

In fact, on Saturday, Kilpatrick needs just 10 points to join Oscar Robertson as the only Bearcats in history to hit the 2,000-point mark in their careers. Being in the same exclusive group does not put them on the same plane, of course. But another big day in a nationally televised game against a Louisville team on a five-game win streak – that would be another statement to applaud, and one hard to ignore.

"It doesn't really matter to me if they overlook me or not," Kilpatrick said, "because at the end of the day, the numbers and wins are what's going to matter the most."

Sean Kilpatrick thriving after rocky start at UC

Written by Bill Koch

Nov. 26, 2013 | cincinnati.com

Sean Kilpatrick arrived on the University of Cincinnati campus in the summer of 2009 headstrong and eager to make his mark after a year of prep school only to discover that Mick Cronin had other ideas.

Kilpatrick had a mechanical flaw in his jump shot and with quality players ahead of him the UC coach calculated he would have received only marginal playing time, which made him an ideal candidate to be redshirted.

That's not what Kilpatrick, a 6-foot-4, 210-pound guard, wanted to hear. He was so upset when Cronin suggested he sit out his freshman year that he called his father, Sean Sr., in White Plains, N.Y.

The elder Kilpatrick didn't know what redshirting meant, so he called Cronin to find out. After Cronin explained the process and his reasoning, Sean Sr. understood. Eventually, Kilpatrick agreed – albeit reluctantly – to follow his coach's recommendation.

But first he had to deal with his anger, which he did by using it as motivation.

"I hated it," Kilpatrick said. "That first hour I was like, 'I can't go for this redshirt.' As I sat there and was really mad about it, Coach told me 'You've just got to take it with a grain of salt. You need to keep getting better. You're going to be able to travel with us to the games, you just can't play.' I was mad, but I just took it and said, 'I'm going to take every practice and get better from that.'"

From that point, Kilpatrick played like the angry young man he was. When his redshirt year was finished, he told his dad, "They can't stop me no matter what. My time is coming."

Now a fifth-year senior, there's little question that Kilpatrick made the right decision. He ranks 13th on UC's career scoring list with 1,522 points after averaging 19.5 points through his first four games this season. And he has a chance to finish his career as the second-leading scorer in school history behind the legendary Oscar Robertson.

"He just has the will to succeed," Cronin said of Kilpatrick. "He knows what he wants. A lot of people aren't willing to be tough enough to work hard to get what they want. But he is."

Kilpatrick's first love was baseball. He was so good at it that an observer at one of his games told his dad he was one of the most naturally gifted players he had ever seen at the age of 10.

Just as his proud father was digesting the compliment, Kilpatrick came off the field, slammed his hat to the ground and told his dad he was tired of baseball and didn't want to play anymore. Sean Sr. tried to persuade him to stick with it, but Kilpatrick was adamant. He was finished with baseball.

That left basketball as the sport he would focus on. And focus he did.

"I can remember his mother was dropping him off for Thanksgiving and she wanted me to pay \$500 so he could go to basketball camp," Sean Sr. said. "I said there's no way I'm paying \$500 for a basketball camp. He just quit baseball, something that I paid \$500 for.

"Then she told me to look out the window. I looked and Sean was shooting on my mother's basketball court. I couldn't believe what I was seeing. That's when I knew he was going to be good at basketball."

Not long afterward, Sean Sr. saw a glimpse of the determination that would serve him so well at UC.

"He and his uncle were arguing on the basketball court," Sean Sr. said. "His uncle would not let him score. He looked at him and said, 'OK, I'm not scoring on you now, but I'm going to the NBA and you're not. That's the difference.'"

Sean Sr. and his mother, Regina Williams, were high school sweethearts who never married. They discovered after they had Sean that they were not suited to live together. But they remained close friends and raised their son together. Kilpatrick has a half-brother, Travis, 20; and a half-sister Skye, 10. He also has a 3-year-old daughter, Bailey, who lives with her mother in New York.

"I'm super close (to my mom)," Kilpatrick said. "I might be a little bit closer to her than my dad. I've really grown as a person to be able to take things from my mom. She ran track. She's so competitive with things. That's where I get my competitive spirit."

Kilpatrick, who will turn 24 on Jan. 6, averaged 28.4 points, 7.0 rebounds and 6.0 assists during his senior year at White Plains High School. The following year he attended Notre Dame Prep in Fitchburg, Mass., to improve his test scores so he could play at a Division I school.

He remembers how nervous he was the day Cronin was scheduled to visit him at Notre Dame Prep. Cronin was having trouble finding the school and Kilpatrick was afraid he would just give up and return to Cincinnati. When the UC coach finally arrived, he told Kilpatrick that he was the Bearcats' top recruiting priority. Kilpatrick was so flattered he immediately arranged a visit to the UC campus.

"I didn't visit anywhere else," Kilpatrick said. "This was home for me."

Kilpatrick was not heavily recruited, Cronin said, because there's nothing spectacular about his game. But every time the UC coach watched him play in high school Kilpatrick would score 25 to 30 points, despite a low release point on his shot that would have to be corrected.

"We were looking for somebody that could score," Cronin said. "A lot of people didn't believe in him. When I told him I believed in him and that I thought he could be a big-time player at the highest level, that's probably what he had been looking to hear for a long time. He's done everything we tell him he needs to do. He takes 100 percent focus and does it."

Kilpatrick, known to his teammates as 'SK,' played in 35 games as a redshirt freshman and averaged 9.7 points. As a sophomore in 2011-12, he started all 37 of UC's games and averaged 14.3 points. Last year, he averaged 17.3 points and was named second-team all-Big East for the second straight year.

He has matured into the team's undisputed leader, with UC officials routinely presenting him to the media as the face of the program.

"I've worked on my leadership skills ever since I was a sophomore because I knew this day was going to come where I needed to be the face of the team," Kilpatrick said. "Coach, he gave me that role. He said, 'Listen, this is your team now and if you want things to go the way you want them to go for your senior year you have to do things that you never thought you could do.' I took that leadership role and just kept rolling with it."

At the end of last season, Kilpatrick flirted with the possibility of declaring for the NBA draft but Cronin advised against it because there was no guarantee he would be selected. Kilpatrick, a criminal justice major, followed Cronin's advice and opted to return to UC for his senior year, eager to become the first person in his family to graduate from college.

"I wanted to get the full effect of how it is to be a senior," Kilpatrick said, "going to Senior Night, and especially being able to hopefully see Coach Cronin cry a little bit because I'm leaving."

Last summer Kilpatrick made the USA Basketball team that competed in the World University Games. He averaged 7.5 points and 2.0 rebounds playing for Davidson coach Bob McKillop, who quickly became a Kilpatrick fan.

"The first thing that jumps out is the outstanding young man that he is," McKillop said. "He has an engaging smile and he's a talker. He was just very easy to coach. Of course, he's got basketball talent."

Kilpatrick needs 464 points to pass Steve Logan (1,985 points) for No. 2 on the career scoring list behind the Big O, who scored 2,973 points during his three-year varsity career from 1957 to 1960.

Despite his confidence and determination, that's not something Kilpatrick ever thought possible when he signed with UC.

"I'm just a guy from New York who came in and busted my tail," Kilpatrick said. "I never knew I was going to be able to have a chance to say I was the second-leading scorer here. I mean, who ever would think about things like that?"

Kilpatrick continues to rewrite his story

GoBEARCATS.com Blog

By Paul Dehner Jr. on February 6, 2014

CINCINNATI -- The Sean Kilpatrick story already played out like the feel-good movie of the season around UC athletics. The grinding senior expected to push his way to elite territory in school record books and enjoy a swan song in reward for returning to school as a 24-year-old.

Fans would applaud. Teammates would brohug. Mick Cronin would probably well up.

Only, of late, the feel-good story of Kilpatrick executed a plot twist that would make Steven Spielberg set his Oscar down.

Suddenly, the work-hard scorer enjoying a fun senior season for local diehards to appreciate has tossed this team on his back and made the entire nation take notice. An enjoyable ride morphed into an unprecedented adventure, one Kilpatrick masterpiece at a time.

The last four games with victories against two ranked teams and twice on the road, he's averaged 25.3 points, 6.8 rebounds and 2.5 assists. His leadership calmed tornadic storms, his free throws buried desperate hopes, his confidence lifted all boats.

Now the Bearcats are 22-2, 11-0 in conference, winners of 15 straight and ranked No. 7 in the country. He's the clear front-runner for American Player of the Year, but now elicits realistic mentions as a first-team All-American.

During his finest work of art yet, racking up 26 points, 12 rebounds and six assists in topping No. 22 Connecticut Thursday, students chanted "M-V-P!" as he stood at the free throw line in the final seconds. That award doesn't exactly exist in college basketball, but no matter. The reverence nonetheless deserved and understood.

The last four games, an already great individual season turned special.

"No doubt about it," Cronin said. "Mark of great players is they rise to the occasion. He has the ability to rise to the occasion."

The rising of the numbers stand impressive enough. He's hit 43 percent from the field and 42 percent from deep over the four-game stretch. Knocked down 28 of 32 free throws, most in defining moments. He's notched 12 games of at least 20-plus points this year. Nobody else in the conference managed more than eight.

Kilpatrick rose for one-handed dunks that sparked season-altering runs. He silenced crowds and ignited them.

Yet, the more impactful element of his special play has been the method behind his madness. He's not seeking points or prestige, averages or awards.

He cares about wins and being a leader of his team. That's it.

"I am just doing my job. I'm not the MVP, my whole team is the MVP," Kilpatrick told us, crediting his teammates for all the success. Fairly unprecedented stuff in a college sport stuffed with players seeking SportsCenter moments and enough shine to impress NBA scouts.

Outdueling Shabazz Napier, as he did resoundingly Thursday, didn't enter his conversation before, during or after one of his greatest games. The only reality clearer than Kilpatrick's skill was his humility and maturity.

"I'm playing to win," Kilpatrick said. "I am just playing to win. I don't care about points. I don't care about any of that. To help my team win and put them in the best situation that's something leaders do. Leaders don't go out there and try to compete against the other best players and try their hardest to outscore them. The only score that matters is the final score. Your points don't matter at all."

As it was his 26 points came on an ultra-efficient 15 shots. The most significant difference in Kilpatrick's offensive rating ballooning from 108.5 last season to 121.4 has been a lesson in shot selection and trust in teammates. That offensive rating ranks fourth in the country among those used on at least 28 percent of their teams possessions.

He plays smarter basketball. He plays winning basketball. Consequently, the Bearcats do, too.

As the game went on Oscar Robertson, from his standard court side seat, would motion for Kilpatrick to keep shooting. Nobody at UC can touch Oscar's unprecedented aura, but Kilpatrick couldn't help even letting the Big O know what everyone in the nation is now understanding.

"He kept giving me the signals to shoot," Kilpatrick said with a laugh before reverently referring to Robertson a legend. "I told him just relax, we got it."

He was right, leaving Oscar able to sit back, smile and wonder along with the other 12,432 at Fifth Third Arena what the next exciting chapter will be in this coming-of-age tale. The final stanza has begun to be written.

Doc: Kilpatrick's progress is off the court

Written by Paul Daugherty

Feb. 27, 2014 | cincinnati.com

Every so often last summer, Mick Cronin's cell phone would buzz with a text photo from Sean Kilpatrick: A plate, a piece of chicken and a salad, i.e. Kilpatrick's meal.

"Progress," Cronin might text back. Then: "Now give your girlfriend her dinner back."

The progress UC's best player has made from last season to this one is obvious and impressive: He drives to the basket now, creating open shots for others. He dribbles effectively with his left hand. He's taking better shots and making more of them.

Kilpatrick's play has so elevated the Bearcats, they would lose, and be lost, without him. That part's obvious. What's not is this:

He has given up chicken fingers, with barbecue sauce. He has donated French fries and Pop Tarts to the cause of winning games and to the dream of playing in the NBA. He stretches daily, several times, and spends as much time in the cold tub as a six-pack of Budweiser.

"I have to invest in my body," is how Kilpatrick puts it.

It's such a science now. If you want a guy to average 37 minutes a game, the way Kilpatrick has for the last month at least, you better hide his Pop Tarts and monitor his McDonald's habits. You better make sure his calves are as supple as Silly Putty.

Kilpatrick gets a massage a few times a week. He's in the cold tub every other day. He doesn't always practice as long as most of his mates. After practice, UC trainer Bob Mangine puts Kilpatrick in "recovery gear," essentially tight-fitting Spandex socks and leggings that, Mangine says, "help to push fluid out of the legs and calves."

"It's a daily job. Sean's very compliant, very interested that his body stays right," Mangine says.

Keeping Kilpatrick whole means everything to the Bearcats. Contrary to what you might have heard, UC has no consistent Pippen to SK's Jordan. Their margin for error is none. In the NCAA tournament, one bad SK shooting night, they're likely done. UC hasn't had a guy this crucial to its offense since Steve Logan, and even Logan had Jason Maxiell playing Robin.

The best UC teams always have had a 1-2 punch. Kenyon Martin had DerMarr Johnson, Nick Van Exel had Anthony Buford. And so on. Justin Jackson's ability to stay on the court is crucial and not assured.

Beyond Jackson?

Kilpatrick has gone from being the Bearcats' top scoring option to both scoring and creating. Essentially, Kilpatrick is a point guard in any game that's close late. That's a karate chop to the legs, every game.

Cronin figured he'd need this from Kilpatrick. "Against elite teams, he has to play 30-plus minutes for us to win," he said. Cronin also knew that Kilpatrick needed it from himself. If you're a very good player already, and you decide to return to college for a senior year, you better make it worth the time.

"You can't have the same year as last year," Cronin told Kilpatrick. "There's no point in coming back to school. What can you do differently?"

Cronin told Kilpatrick that to be drafted, he had to be an all-American, and to do that, he had to take better care of himself.

Message received. Kilpatrick always had a weight problem. The Chicken Finger Diet will do that to a man.

As Mangine explained, "When these guys grow up on (fast food), you have no idea how hard it is to convince them that a piece of grilled chicken is just as good as" something fried and greasy.

Last year, Kilpatrick approached 218 pounds. This, year, he said he's at 211. Kilpatrick said he can feel it in his quicker first step, and in his leaping ability. "It's just easier for me to move," he said.

Mangine said most muscle injuries happen when players aren't hydrated, and that Kilpatrick needs more fluids than most. "Water in the first half (of games), Gatorade in the second half, for the electrolytes," said Mangine. "He's good with the fluids. He understands his body."

Kilpatrick also has a good understanding of the road to the NBA. It isn't lined with drive-throughs.

SK Has Come A Long Way

GoBearcats.com Blog

By Dan Hoard on February 24, 2014

I will never forget the first time I saw Sean Kilpatrick in action.

He stunk.

It was Sunday, January 18, 2009 and Sean had already signed to play for UC the next fall. The Bearcats were scheduled to play at Providence the following night and Sean's prep school team took part in a showcase event in Boston that afternoon. I was living there at the time and Mick and Hep Cronin planned to drive up from Providence to meet me at the game.

Unfortunately, a massive snowstorm made it impossible for the Cronins to make the one-hour drive and I was one of maybe two dozen people who showed up at Chelsea High School for the event.

My timing was as lousy as the road conditions. The night before, Kilpatrick scored 28 points in a game played in New York City, but his entire team (including Sean's roommate and future Syracuse standout James Southerland) appeared sluggish in the loss I witnessed to Bridgton Academy.

"That was a long day," Sean recalled when I asked if he remembered the game. "The bus ride up there was hectic because of the snowstorm. It was crazy. It was interesting to see you there because I didn't think anybody was going to make it because of that snowstorm. You weathered the storm. You've been following me since I was in prep school and that is something that I've always appreciated from you."

And while I didn't see him have a good game, Kilpatrick's coach assured me I would not be disappointed when he got to Cincinnati.

"You didn't see much of a performance today, but Sean's basketball ability is not a concern," Notre Dame Prep head coach Ryan Hurd told me at the time. "The kid performs. We've played 19 games now and this is maybe the second time he didn't play well. I have no doubt that he's going to go to Cincinnati next year and put up really solid numbers."

Not a bad call huh?

In Saturday's loss to Louisville, Kilpatrick joined Oscar Robertson as the only players in school history to score more than 2000 points. Sean finished the game with 28, making it the 16th time this year and 33rd time in his career that the fifth-year senior has scored 20-or-more in a game. In Cincinnati's last eight games, he's averaging 25.3 points. Kilpatrick listening to Mick (440x300).jpg

"We often talk about his leadership and what kind of person he is, but there's not enough talk about his raw ability and what kind of basketball player he is," said Cronin. "He has evolved into a big-time player. I've been around some guys that were drafted in the Top 20 and dominated college basketball, but he's as good a guard right now as I've ever coached in my 18 years."

"Coach Cronin's had my back for the five years since I've been here," said Kilpatrick. "He's never let me down and I've tried my hardest to never let him down."

Kilpatrick's individual brilliance and the team's unanticipated climb into the Top 10 has led to talk in recent weeks - especially from my WLW colleagues Mo Egger and Lance McAlister - that the University of Cincinnati should retire his uniform number.

"I've never thought about that and I don't really know the criteria," said Cronin. "That's pretty strong because there have been a lot of great players here, but obviously I'm on SK's side at all times."

"I'll leave that up to the President of the school and Coach Cronin if he has anything to do with that," said Kilpatrick. "At the end of the day, I'm just somebody that goes to school here and tries to help the program. It's an accomplishment to hear talk like that because I never knew that I would be in this position, but it's something that I'll leave up to them."

Oscar Robertson, Kenyon Martin, and Jack Twyman are the only Bearcats to have their numbers retired, but there's a Wall of Honor in the practice gym featuring seven former All-Americans that seems certain to eventually include Kilpatrick.

"Looking up at that wall and seeing the greats that have played here is something that inspired me every day to come in and keep working," said Kilpatrick.

More than his scoring total or helping UC make four straight trips to the NCAA Tournament, Kilpatrick's legacy should focus on his work ethic and dramatic improvement over his college career.

"You're talking about a guy that if he took two dribbles as a freshman he lost the ball," said Cronin. "He literally got it stolen every time. I asked him if he was trying to make a run for best bakery instead of Servatii's because of his turnovers. It was unreal. That's how far he's come. Through hard work, will, and determination, the guy is one of the best players to ever play here."

"I've worked my tail off for this," said Kilpatrick. "This hasn't been given to me - I've earned it."

"We came in together and I've seen Sean grow from a boy to a man," said Justin Jackson. "And from a good player to a phenomenal player. He's a great guy, a leader on and off the court - he's a leader when he's not even trying to be a leader."

"He accepts the responsibility of showing up every night," said Cronin. "That's why he's an All-American. That's why he's going to play in the NBA. And that's why he's the Player of the Year in this conference. He shows up every night. He has tremendous work ethic and character."

I certainly didn't know I was watching one of Cincinnati's all-time greats in a mostly-empty high school gym on that Sunday afternoon more than five years ago.

"I came in here not highly recruited and who knew that I was going to end up being this way?" said Kilpatrick.

"He's the most underrated great player that has ever played here," said Cronin. "You had better enjoy him while you can."

How Sean Kilpatrick willed Cincy past Louisville and back into the nation's consciousness

By Pat Forde January 31, 2014
Yahoo Sports

LOUISVILLE, Ky. – The game was going to hell all around Sean Kilpatrick.

Playing in a deafening Yum Center, Kilpatrick and his Cincinnati Bearcats had squandered every bit of a 17-point, second-half lead in less than 10 minutes of game clock. Louisville's press was eating Cincy alive. The turnovers were coming in flurries. Coach Mick Cronin had gotten a technical and tossed off his suit coat.

The capper came when guard Russ Smith threw in a Russdicolous 30-foot shot, and the defending national champions had their first lead since the first minute of the game, 64-61.

This was a ghastly meltdown. A great effort wasted. The natural assumption was that the Cardinals would continue to ride their massive wave of momentum through the final five minutes and win going away.

Kilpatrick wouldn't have it. Amid chaos and mayhem, the oldest guy on the court pulled his team together and got the Bearcats to the finish line on top, 69-66.

"Twenty-two thousand people going against me," he said. "Those are the moments I live for."

Kilpatrick and the Bearcats are living large right now. They're 20-2, 9-0 in the American Athletic Conference and owning a two-game lead over a pair of teams they have now beaten on the road – Memphis and Louisville. A program that has become a consistent NCAA tournament presence thanks to its defense is now finding an offensive flow.

Mick Cronin's meltdown didn't appear to hurt his team too bad. (USA Today)

The thought of Cincinnati shooting 63 percent for a half against Louisville was preposterous as recently as six weeks ago, when the Bearcats flailed to 50, 47 and 44 points in consecutive games against New Mexico, Xavier and Pittsburgh. That was the Cincy we've grown accustomed to seeing in recent years.

But not anymore. This is a team with options, inside and out. And a legit star in Sean Kilpatrick.

In the alleged Year of the Freshman in college basketball, here's a secret you need to know: Kilpatrick is a 24-year-old, fifth-year senior. He is a certified relic who redshirted his first year at Cincinnati, against his wishes.

"I left his (Cronin's) office mad," after being told he wouldn't play in 2009-10.

"He'll get over it," was Cronin's assessment.

He was right. The guy is on pace to become the second 2,000-point scorer in Cincinnati history, trailing only a guy named Oscar Robertson.

"I really thank my coach and my parents for that," Kilpatrick says now, benefitting from all the experience that so few upper-echelon players now get.

Kilpatrick played like an adult Thursday night, scoring a game-high 28 points – and, in the caldron of crunch time, 12 of Cincinnati's last 14. He handled the ball solidly against withering pressure. He made all 11 of his free throws – part of a 17-for-18 night by the Bearcats from the line – including six in the final three minutes.

And when Louisville failed to foul more vulnerable free-throw shooters in the final 25 seconds, Kilpatrick eagerly volunteered himself for the clutch shots.

"I ran to the ball as fast as I could," the Yonkers, N.Y., product said. "I wasn't going to clank those free throws for nothing."

He swished them, and a Bearcats team that starts three seniors – Kilpatrick, Titus Rubles and Justin Jackson – relied on its veteran core to score its biggest win of an overachieving season.

"I've got the best three senior leaders in the country," Cronin said. "They may not be the best three players – I mean, Kentucky and Kansas have three lottery picks. But I wouldn't trade them for anybody. ... You can't understand the fortitude of these guys. I've got three of the toughest guys in the country."

Louisville has tough guys, too. But there weren't many smart ones wearing home white at the end.

After Smith's bomb 3-pointer gave the Cards that 64-61 lead, Cincinnati missed and Louisville had a chance to put two possessions of daylight between them and the flailing Bearcats. But Smith felt the Hero Virus flowing through his veins and launched another absurd shot, this time from 26 feet, this time with half a shot clock left.

Opportunity bricked. And the Cardinals – who still haven't beaten a ranked team this season – never scored another field goal.

Those shots are part of the Russdicolous package – he's the ultimate boom-or-bust baller. But this was Smith reverting to gunner and away from the distributor the NBA wanted to see – and doing so at precisely the wrong time.

But Smith wasn't the only Louisville senior to lock up late mentally. Fifth-year senior Stephan Van Treeese failed to foul freshman Kevin Johnson – who had just come into the game – when he had the ball in the final seconds. That allowed Kilpatrick to get to the line and finish things.

"He doesn't miss free throws," Louisville coach Rick Pitino said, in a moment of calm between firing acidic responses at postgame questions. "If you look at what he shoots from the field it is awesome, he has a good assist-turnover ratio, and he doesn't miss free throws. It wasn't even close when he went to the line."

And as of today, it isn't even close when naming the best team in the AAC. The Bearcats are it. But even after a big win like this, the voice inside Cronin's red head said late January is no time for excessive celebration.

"As a basketball friend of mine once told me, 'Peacock today, feather duster tomorrow,' " Cronin related, citing the sage advice of Kenny Pignatello, "a noted North Jersey philosopher."

A lot of opposing teams have come out of this building feather dusters. Cincinnati deserved to strut the 105 miles back up Interstate 71 after this victory, with clutch peacock Sean Kilpatrick leading the parade.

Cronin to young players: Watch Kilpatrick

12/28/13 at 4:20pm by Bill Koch

Sean Kilpatrick isn't even halfway through his senior year, but already Mick Cronin is thinking about what it will be like when he's gone while urging his young players to take full advantage of him while he's still here.

"We've got guys with talent," Cronin said. "We've just got to keep telling them that we've got confidence in them, keep demanding that they show up and perform up to the level that they're capable of. It's just showing up every day and playing hard. That's what separates college basketball teams and players, who shows up and plays hard every day."

Cronin had just watched freshman Kevin Johnson score a career-high 11 points in UC's 74-59 victory over Nebraska on Saturday. He had watched freshman point guard Troy Caupain score five points with three assists, two steals and four rebounds. He believes both could benefit from watching Kilpatrick go about his business.

"I've got to get the guys that are back next year to watch how SK plays every play, every day in practice," Cronin said. "When you see him in a game, he might play even harder in practice and I mean the whole practice. That's why he's become who he's become. Troy's got to see that. Kevin and them guys, they've got to see that. Jermaine Sanders, him and Shaq (Thomas), that's the answer. "You've got a guy there who's a self-made player. All you've got to do is watch him. The guy is relentless. He's out here at 10 o'clock this morning shooting jumps shots. The game was at noon. It's no secret."

Kilpatrick has new calm to his game

Written by Bill Koch

Nov. 2 2013 | cincinnati.com

There's something different about Sean Kilpatrick's game this year. At first, it's hard to pinpoint, but it came to me Saturday as I watched him score 24 points in UC's 84-72 exhibition win over Bellarmine.

Kilpatrick is playing like the fifth-year senior that he is – relaxed, confident in his ability and willing to let the game come to him. He has averaged 22 points in UC's two exhibition games and has made 13 of 23 shots from the field. He's 3-for-6 from long range and 15-for-17 from the free throw line.

Perhaps most impressive is that he's not forcing 3-point shots as he sometimes did last year.

"I'm a lot more comfortable," Kilpatrick said. "Coach has really worked during the summer with me to get me to take my time and read the defense. I'm getting older now. I need to start finding out little tactics to help my game."

"Sean is slowing down," said UC coach Mick Cronin. "There's no need to force. You're going play 30, 35 minutes and the ball's coming to you. So there's no need to panic and feel like you've got to make a shot. We're just really trying to eliminate the challenged three, get him to read the defense, make him a scorer not a shooter. A lot of that is him slowing down a little bit, bringing a calm to his game. He's really worked hard at it."

Finally at his natural position, Justin Jackson is soaring for Cincinnati

Kelli Anderson
SI.com
January 31, 2014

Justin Jackson, Cincinnati's 6-foot-8, 225-pound senior center, has an on-court scowl of such cartoonish ferocity -- envision eyes staring balefully, jaw jutting forward, arm muscles tensed -- that it has become something of a thing around the Queen City. In addition to uncoupled chills down opponents' spines, Jackson's "mean face" has generated a hashtag -- #justinjacksonmeanface -- cardboard cutouts that Cincinnati students wave at games and a Cincinnati Enquirer photo gallery surveying the best historic "mean faces" among local athletes.

But mean doesn't describe Jackson. "Off the court, he's the nicest guy, a total ham," says coach Mick Cronin, whose 7-year-old daughter, Samantha, calls Jackson her favorite Bearcat. "He's got a great smile, which is why he is such a favorite in Cincinnati. He's taken every picture anyone has asked of him."

Jackson the basketball player has so many facets he can't be captured in the box score. Even the extra stuff the Cincinnati coaching and sports information staff track, such as deflections and flying leaps into press row -- Jackson leads the team in both categories, with 7.3 and .33, respectively, per game -- don't do him justice. But Jackson's numbers are important, because they represent an astonishing leap in performance that has been critical to the 13th-ranked Bearcats' surprising 20-2 season.

After Jackson helped the Bearcats extend their American Athletic Conference unbeaten streak by delivering 11 points, nine rebounds, two blocks and two steals in a 69-66 win at Louisville Thursday night, he is averaging 11.1 points -- second on the team behind Sean Kilpatrick's 19.5 -- on 55 percent shooting, best among Bearcats playing more than eight minutes a game. Jackson leads the team in rebounds (7.0), steals (1.8) and blocks (3.3), and is a major reason the Bearcats are holding opponents to just 57.3 points a game and are fifth in the nation in defensive efficiency, according to kenpom.com.

As a junior last season, the only thing Jackson led the team in was fouling out. (He did it six times, earning a foul every 7.23 minutes he was on the floor.) "That was maybe Justin's biggest problem on the court -- that I couldn't keep him on the court," says Cronin. "He had two fouls before you could get to your seat."

There were other issues. Jackson had always been a talent on defense, able to guard any player and any play. The roster of opponents he has personally slowed ranges from former Connecticut star Kemba Walker, a 6-1 point guard, to Pitt's burly 6-11 former center, Gary McGhee. But Jackson was limited offensively. Last year he averaged just 3.8 points on less than 42 percent shooting, a dismal rate for an interior player. But that was the problem. Jackson didn't realize he was an interior player. He hadn't yet answered Cronin's call to embrace his identity.

As a grade-schooler in Cocoa Beach, Fla., Jackson was clear on what he was not, and he was not a baseball player. He pitched and played first base in local youth leagues -- mostly because baseball was the sport his dad, Larry, a pitcher in the Reds and Astros systems back in the 1970s, had excelled at. But Jackson never liked the game. After getting his dad's blessing, he switched to basketball in seventh grade.

Just 6-7 and 188 pounds as a high school junior, Jackson was overshadowed on an AAU team that included future Duke signee Austin Rivers and future Kentucky Wildcat Brandon Knight. But Jackson was the main focus for Cronin, who loved how hard he played. Cronin remembers sweating out Jackson's games, hoping the other Division I coaches sitting in the stands to scout Rivers and Knight didn't notice what a diamond in the rough their gangly teammate was. "I was so paranoid about people starting to jump on Justin that I'd sit there hoping he'd turn his ankle," says Cronin.

When Jackson arrived at Cincinnati, he was brimming with energy, aggressiveness, athleticism and the conviction that, at 6-8, he should be a small forward. For three years, he tried and failed to convince himself and the staff that's what he was.

After last season, Cronin invited Jackson into his office and spread out a printout from Synergy Sports on his desk. The cold statistical evidence was right there: Jackson wasn't a good perimeter shooter. Of the 11 shots he took from the arc that year, only one connected. Worse, he was a lousy interior scorer. When it came to finishing plays around the rim, Jackson was in the 14th percentile. "Some of it was because he wasn't strong enough and he was too quick and off balance," says Cronin. "A lot of it was because he wanted to spend all of his time becoming a jump shooter."

Together Cronin and Jackson watched clips of his plays at the rim, noting where he was rushing and where he was shooting with one hand. Cronin told Jackson he needed to learn how to finish a play with two hands and two feet; he needed to learn how to play with power. "I told him, I don't need you to take more shots; I need you to score more points," recalls Cronin. "At first I think there was apprehension. He's always held out hope of being a forward who can shoot. I told him, there's a path to greatness for you, and that is not the path. You gotta be (former Bearcats) Kenyon Martin or Jason Maxiell. Those guys aren't that tall, and they make millions of dollars."

Jackson says that conversation "unleashed the dragon." He spent the summer packing on nearly 20 pounds of muscle. He cut down on junk food, learned how to cook and forced himself to go to bed before 1 a.m. He honed post moves. He learned how to finish. He became powerful. "You can't move me the way you could move me two years ago or last year," says Jackson. "My strength used to be my weak point. Now I have no weak point on defense."

Cronin agrees. "You can't exploit him on defense, and that makes us so hard to play against," he says. "Most shot blockers struggle out on the floor in pick-and-roll defense. Justin can defend big guys, he can defend guards, he can defend power, he can defend the pick and roll."

Jackson is still aggressive, but he's more discriminating about it. He has cut his infraction rate to one every 9.2 minutes, and he has only fouled out once this year, against Temple on Jan. 14. He has yet to shoot a three.

Jackson now shows up at home games 2 1/2 hours before tipoff to shoot and run through drills. His energy level, which has always been high, is now off the charts. "On a scale of 1 to 10, I'd say he's a 30," says Kilpatrick. "On those days when you think practice is going to be a drag, he's one of those guys whose energy lifts you up."

"You could be embarrassed if you don't play hard on this team, that's the effect Justin has," adds assistant Darren Savino. The best evidence for how hard Jackson plays can be found in that 7.3 deflection rate. "Usually the center would only get deflections by blocking shots," says Savino. "So Justin's not just blocking shots, he's deflecting passes and running around like a maniac."

Jackson's game still has flaws: His free throw rate is a lowly 49 percent (down from 51 percent last year but up from 30 percent his freshman year.) But his impact is so undeniable he has already earned three American Athletic Conference Player of the Week honors. "I feel as confident as I've ever been and that's a new experience," says Jackson. "I'm maybe late getting here, but better late than never."

Justin Jackson changing view of Bearcats

By Paul Dehner Jr. on January 1, 2014 9:14 PM
GoBEARCATS.COM BLOG

Justin Jackson played the best game of his career Wednesday night, but his polished consistency over the last month has changed the expectations of UC basketball this season.

CINCINNATI -- The evolution of Justin Jackson has been well-publicized. Through the early portion of the season his offensive game took strides. His energy funneled into useful mediums rather than wasteful moments. As a senior he'd grown into a steady complement to Sean Kilpatrick.

Despite all his improvements and discussion of reaching potential, few then could have envisioned what's happening to his game now.

He spins in the post with precision. He powers to the bucket and finishes. He passes better than any player on the Bearcats when in the low post.

The blocked shot, the dive into the stands and game defined by reckless abandon still exist. But not only is Jackson transforming from athlete to basketball player, he's turning into one that can carry the Bearcats.

He did so Wednesday.

Jackson finished with 17 points, six rebounds, five blocks, five steals and three assists. The 16 deflections charted by the UC coaching staff is the most Mick Cronin can remember during his tenure.

"Justin Jackson was as good as you can possibly be today," Cronin said. "Probably on every phase of the game. Almost impossible to have a better stat line than he had, but forth a better effort than he put forth. He's playing like one of the best big men in the country right now."

When Kilpatrick shoots 3 of 12 from the field and 1 of 7 from 3-point range against a quality opponent that refuses to give up layups, the Bearcats are supposed to lose.

Only, Jackson wouldn't let them. During a 10-0 run in the first half he affected every possession offensively and defensively. He blocked shots, he dished to Troy Caupain for a wide open 3-pointer, he grabbed boards, he made a steal and pushed the break.

He's twice been named AAC Player of the Week and by far played his best college basketball Wednesday.

Hall of Fame coach Larry Brown compared Jackson to Ben Wallace prior to the game and gave him credit for single-handedly willing the Bearcats to halftime lead after it.

Many questioned if Jackson could be a second option for Kilpatrick before the season, now this attack hums when the offense runs through him in the post.

Polished was never a word associated with Jackson the last three seasons, but now that it is his raw athleticism that left so many in awe is leaving opponents in shambles in the paint.

It all begins with his post moves. He's able to spin off to create easy layups. His explosive first step created an easy dunk against a center he gave up three inches to.

"He's got great quickness which he's always had," Cronin said of the growth of his post game. "The other thing is his added strength. His understanding, he's been extremely coachable and understanding where the help is to let us get the floor spaced and then attack and read whether he should pass it or finish. I'm a big believer added strength really helped his balance as a finisher, which has helped his confidence."

That confidence is altering the season expectations for UC basketball one game at a time.

"I saw it with Kenyon (Martin) his senior year, now it becomes a snowball effect," Cronin said. "Now he's so confident he believes nobody can guard him in the low post."

He's even delivered gold in the postgame press conference. When asked how tough the game was on his body on a night he had to leave once after knocking knees and repeatedly fell hard to the ground. He with a serious, straight face uttered a one-liner.

"I'm a machine," he said.

Indeed. And one that's powering UC basketball and himself into the national conversation.

Titus = Toughness

GoBearcats.com Blog

By Dan Hoard on March 5, 2014

I'm not about to suggest that he pours in jumpers like Stephen Curry or Kevin Durant, but with God as my witness, Titus Rubles makes a good percentage of his outside shots at UC basketball practices. Unfortunately, that has rarely carried over to the games in his two years with the Bearcats.

"I don't know why - I wish I had the answer," said UC assistant coach Darren Savino. "I know in the drills that he doesn't hesitate and he makes a high percentage. In the games it seems that he's hesitant and that's a tough thing to get over."

"When you're missing shots you're like, 'Dang, I make these all day in practice,'" Rubles told me. "But what I keep telling myself is that my day is going to come. I'm just going to keep working."

"Titus Rubles is our heart and soul," said head coach Mick Cronin. "He gives everybody on the team confidence because he's afraid of nothing. What he may lack in skill level in terms of shooting the basketball, he definitely makes up for it with fortitude, toughness, and in being a fearless competitor."

"He's one of those intangible guys," said Sean Kilpatrick. "He sets screens that allow me to get open, he rebounds, he dives on the floor - there are a lot of things that he does that don't show up on the stat sheet."

"Titus Rubles gives you everything that coaches talk about that fans really don't understand sometimes," said Cronin. "They say, 'Coach is always talking about toughness when they need to get some scorers.' Let me tell you something. Titus Rubles' toughness is a big reason why we're sitting here at 24-5."

That trait caught Coach Savino's eye from the very beginning.

"The first time that I saw Titus play was at a JUCO jamboree," said Savino. "I was watching random games and trying to find guys that we didn't know about and instantly he stood out with his toughness and aggressiveness. He had what I call, 'The look of a Bearcat.' I watched him the rest of the weekend and he did a lot of things that fit what we do and I thought Coach Cronin would like him and his style of play."

"We will sorely, sorely miss him next year when he is gone because that is stuff that comes from within," said Cronin. "You can't go into the gym and work on having a fearless attitude every day. That means wins, although it doesn't show in the box score. I can't imagine where we would be without him."

And while Rubles is only averaging 7.0 points a game, he probably scored Cincinnati's most important basket of the year so far - the game-winning bucket with four seconds left to beat Pitt in the Jimmy V Classic at Madison Square Garden.

Rubles calls it the highlight of his UC career.

"It is, and the place that it happened made it a highlight too," said Rubles. "I still have the headband that I was wearing when I hit the shot. I'll probably never wash it."

"The tougher the game, the bigger the moment, the tougher the environment; the more physical he plays and the more he gets done," said Cronin.

On senior night vs. Memphis, the loudest cheers will undoubtedly be reserved for Kilpatrick and Justin Jackson, but Rubles deserves a lengthy ovation as well.

"Titus has made as much of an impact as any two-year player here in a long, long time," said Cronin.

"I feel like I made a really good decision coming here," Rubles told me. "I've been on two teams that have been in the Top 10 and that doesn't happen for a lot of JUCO guys. I really like the city of Cincinnati and this has been a really good experience for me. It's crazy that it's coming to an end. It seems like it's gone by so fast."

"To win a war you've got to have some soldiers, and he's a soldier," said Cronin.

Cronin's captains are his warriors on the court

Written by Bill Koch

Nov. 28, 2013 | cincinnati.com

Every time University of Cincinnati coach Mick Cronin looks out on the court and sees Sean Kilpatrick, Justin Jackson and Titus Rubles, he counts his blessings. Cronin, who's in his 11th year as a head coach, says he has never had three players who compete with the sustained effort that those three seniors display.

"As a coach, I know these three guys are locked in and ready every day," Cronin said. "You don't always have it (as a coach). The thing about it is they want to win. They're not three guys worried about putting up points to impress scouts."

UC (5-0) will try to go 6-0 for the third time in the last four years when it plays Kennesaw State (3-5) at 4 p.m. today at Fifth Third Arena. The Owls – who play in the Atlantic Sun Conference – are 1-5 vs. Division I competition, with losses to Youngstown State, Eastern Kentucky, Florida International, Mississippi State and IPFW. Their only win over a Division I opponent was Chattanooga. Former Moeller star Charlie Byers is a reserve guard for Kennesaw State after two years at Sinclair College.

Largely due to the example his seniors have set, UC has thrived in the early part of the season with its full-court pressure for 40 minutes every game.

"We can do it because those three guys are our captains and three of the toughest, most athletic guys in the country," Cronin said. "As a coach, you can improve a guy, but you can't change his inner being. ... Those guys are warriors."

"When the three captains are the best players out there and diving over tables and running around like wild men on defense, how do you not join in when you've got to get dressed next to those guys?"

Kilpatrick, the second-leading scorer in the American Athletic Conference at 19.2 points per game, is well known for his intensity, but has improved his shot selection this season. Rubles, a junior college transfer who averages 11.4 points and 6.4 rebounds, has benefited from a year in the program.

"He's a better athlete because he's in way better shape," Cronin said. "He's got a tremendous motor and he's all over the place. Nobody plays defense harder than this guy. Rashad Bishop might have been a better one-on-one defender, but Titus can guard five positions and he's excellent in our style of play. He plays until he literally is ready to pass out."

Among the three, Jackson has made the most dramatic transformation. In one year, he has gone from being a foul-prone player who averaged 3.8 points and 5.1 rebounds to a valued starter who averages 11.6 points and 7.6 rebounds. He ranks second in the league in blocked shots, with an average of 3.8.

"His effort has always been good, but his production is based on some fundamental changes that you can point to," Cronin said.

At Cronin's urging, Jackson has focused on his low-post game, added 20 pounds of muscle and has been assigned to guard the opposing center to keep him close to the rim for more shot-blocking and rebounding opportunities.

All three players will be challenged more strenuously when the level of competition improves in another week and then on into conference play, but Cronin is more than willing to go to war with his seniors.

"It's a special situation with three kids that have unbelievable toughness and athleticism and competitiveness," Cronin said.

Bearcats Defense Is DVD-Worthy

GoBEARCATS.com Blog

By Dan Hoard on February 10, 2014

The stats show that Cincinnati is one of the best defensive teams in college basketball this year. Through 25 games, the Bearcats rank 5th in the country in points allowed (57.6) and are holding foes to 39% shooting.

"That's who we are," said Justin Jackson. "That's Bearcat basketball."

But it's not just this season. Cincinnati has earned the reputation for being one of the best defensive programs in the nation and soon there will be a DVD to help explain why.

Championship Productions is known for its instructional sports videos, as coaching legends like Bob Knight, Mike Krzyzewski, and Pat Summitt share their expertise. Beginning this spring, coaches and fans will have the opportunity to study Mick Cronin's defensive principals.

"They came in and filmed practice because they had so many requests from high school coaches around the country for our practice drills and defensive drills," Cronin told me. "They do it for money so they had to have a lot of requests from people who are trying to figure out what we do defensively around the country from guys that are coaching basketball."

"That's an honor," said Jackson. "We take pride in what we do and that shows that we've been successful."

"I thought it would be something neat to do - I've never been a part of something like that," said Cronin. "If it can help other coaches that would be great, and since it's going to be distributed nationally it really helps the status of the program. I'll do anything I can do to elevate the status of our program, help recruiting, help create interest in the Bearcats, and help create positive energy toward what we're trying to accomplish here which is hopefully trying to build a national power year in and year out."

The Bearcats have been strong on defense throughout Coach Cronin's tenure and this is likely to be the third time in the last four years that Cincinnati has allowed fewer than 60 points a game. It obviously helps to have one of the nation's leading shot-blockers in Jackson, but that alone does not explain why this year's team is so difficult to score on.

"This team is able to switch everything for the most part," explained assistant coach Darren Savino. "What happens is, a lot of teams run their offense and try to use screens to get advantages, and they can't do it on us as much because we can switch. And then it becomes 'mano y mano' ... me vs. you and it's not that easy. Yeah, they're going to score some, but not as much as if our defense was constantly helping. We try to eliminate that by doing a lot of switching and then keep people in front of us. We're not perfect obviously - nobody is - but I think that's really helped our defense."

"Interchangeable parts are a big part of it," said Cronin. "Enough depth to never have to play anybody tired - because when you're tired you're going to have slippage. And obviously a shot blocker. Usually if you have a shot blocker, he's a weakness in the pick and roll, but Justin is not. He can move his feet on the perimeter and he can also block shots around the rim."

Jackson leads the Bearcats in blocks and steals and will be a strong candidate for American Athletic Conference Defensive Player of the Year. But Savino says, another UC senior is just as important to Cincinnati's defensive prowess.

"Titus Rubles is one of the best defense players in the country," Darren told me. "The guy can guard anybody from the center to the point guard."

"Titus doesn't block the shots that Justin does, but he allows us to be extremely versatile with what we do with our coverages and confuse our opponents," said Cronin. "His ability to guard every position is vital to what we do. Things that don't show up in the box score make him just as valuable as Justin - he won't win any awards because he doesn't have the individual stats to prove it, but his statistic is our field goal percentage defense and our points allowed per game. A lot of that is because of Titus."

None of that information is a secret to Cincinnati's opponents. But what about the upcoming video - will Coach Cronin be divulging any secrets that could help teams dissect the Bearcats' defense?

"I have editing right of refusal at the end, and we're very scouting report-specific," Mick told me. "The video will show our core principals and how we teach things. That's really the basis of it, but I will also make sure that everybody knows that we do adjust game-to-game and year-to-year based on the personnel."

I look forward to seeing Cincinnati's "D" on DVD.

Best defense in the country? Maybe

GoBEARCATS.com

By Paul Dehner Jr. on January 11, 2014 9:51 PM | No TrackBacks

The Bearcats defense left another lasting impression on an opponent Saturday and has eyes on being the best defense in the country.

CINCINNATI --For the final 11:45 of Saturday's 71-51 win against Rutgers the Bearcats didn't allow a single field goal.

Not one.

The Scarlet Knights scored three points, all on free throws. A game within striking distance spread to the latest reason to believe in the 2013-14 Bearcats.

Though, the reason sounds the same as it always has around Fifth Third Arena. Mick Cronin and the Bearcats will win games when their best shooter clangs nine of 10 3-pointers off the rim. When their second-leading scorer spends half the game locked to the bench in foul trouble. When they turn the ball over 14 times.

"The answer for us is defense," Cronin said. "Our goal is to be the best defensive team in the country."

More suffocations like the final 12 minutes Saturday make that goal more than motivational chatter.

Following Saturday's games they rank fourth in the country in adjusted defense (points allowed per possession). They rank in the top 10 in turnover percentage, 2-point shooting percentage defense, block percentage and steal percentage.

It's now been 24 consecutive games the Bearcats held a team under 70 points -- the longest streak in the nation.

Stats don't tell the defensive story. The frustration on the faces of players like Wally Judge and Myles Mack do.

"That's what this program is based upon," Sean Kilpatrick said. "For the five years I have been around it's been just about defense and you can't win games if your defense isn't on point. That's really our bread and butter. That's what we get our points off of and we turn people over."

The length and athleticism of press wears teams down and by the time they reach the last quarter of the game exhausted bodies make poor decisions. They take bad shots. Or in the case of Rutgers, they don't muster a single field goal.

Even on a day when the press wasn't working as Rutgers ran out to 12 fast break points in the first half, Cronin realized his mistake and backed off the press to keep the Knights in front of them after halftime. Rutgers shot 23.1 percent after the break.

This isn't the first time and won't be the last.

Repeatedly, UC has forced one of the worst offensive outputs from opponents. In fact, of the nine opponents from a major conference this season, all have been held to one of their three worst scoring outputs of the year.

Rutgers, Memphis and Pitt were held to their lowest. Here's the results.

Opponent	Points	Season Low?
Rutgers	51	Low
Houston	60	2nd
Memphis	53	Low
SMU	57	2nd
Nebraska	59	3rd
Pitt	43	Low
New Mexico	63	T-2nd
Xavier	64	3rd
NC State	57	2nd

The number test and eye test have UC believing this could be the top defense in the country and probably the best of the Mick Cronin Era. Around Cincinnati, where defense defines every practice, workout and game, that's saying something.

I want to hear from you! Shoot your comments, questions and suggestions about UC athletics to pauldehnerjr@gmail.com or hit me up on Twitter @pauldehnerjr.

Guyn Boosts Numbers After Looking At Stats

GoBEARCATS.com Blog

By Dan Hoard on February 17, 2014

Ge'Lawn Guyn's initial instinct was to blame it on the stat crew.

After a home win over Temple on January 14th, the junior point guard was called into Coach Cronin's office for a one-one-one meeting where it was pointed out that Guyn only had four steals in the Bearcats' first 18 games.

"I was like, 'There's no way!'" said Guyn.

Way.

"We looked at the stats in a staff meeting and said, 'This guy only has four steals - this can't be right,'" said assistant coach Darren Savino. "So we sat down with Ge'Lawn and went over it with him and he couldn't believe it either."

In truth, the conversation with Coach Cronin wasn't quite as calm, cool, and collected as pointing out a number on the stat sheet.

"I can't tell you what he really said, but Coach got after me and told me that I was too athletic, too quick, and too smart not to be getting any steals," said Guyn.

"I said, 'You're the lowest steal guy on the team and you're the guy around the ball the most. You're supposed to be our defensive point guard,' said Cronin. "I give him credit. He's taken it to heart and tried to be more aggressive in the passing lanes and getting to loose balls."

Since that conversation, Guyn has had 13 steals in eight games - that's 1.6 per game in an average of 23 minutes of playing time. That average (for an entire season) would put him in the Top 10 in the AAC.

"Now that I'm actually looking to get steals it's made a big difference," said Guyn. "Coach always says, 'Read the play or read the guy's eyes.' It's all about anticipating. I'm quick enough to get the steal, I just have to be ready and be alert."

Guyn's contribution hasn't been limited to the defensive end of the court. In the same eight-game stretch, he's been one of the Bearcats' most accurate 3-point shooters by knocking down 11-of-28 treys (39%). Toss out an 0-for-3 night at SMU, and it rises to 44%.

"It's a great feeling to finally see the hard work paying off," Guyn told me. "I shoot well in practice and in drills and I haven't been able to transfer it to the games. Now I'm finally doing that so it's a blessing.

"I try to take as many shots as I can until my arm gets sore."

In Saturday's win over Houston, Guyn turned a 3-point nail-biter into a comfortable 9-point Cincinnati lead with less than 2:00 to go, by drilling back-to-back threes off assists from Sean Kilpatrick.

"Every time that one of us passes him the ball we yell at him to shoot because we know that he's a guy that can really knock down threes and open the gap for us," said Kilpatrick. "Especially when teams are collapsing on the guards that are penetrating - they're going to leave him dead open."

"My confidence level is on a high," said Guyn. "It's really a blessing and I just want to thank God for being able to play this great game of basketball."

With his improved play in the last month, Ge'Lawn can thank his coach for making good use of the stat sheet.

"I obviously should have brought it up to him a lot earlier," said Cronin with a laugh.

UC's Shaq Thomas 'our version of Herb Jones'

Written by Bill Koch

Oct. 31, 2013 | cincinnati.com

Shaquille Thomas' performance against Creighton last March in the NCAA Tournament was overshadowed by the disappointment over the University of Cincinnati's second-round loss. But it certainly was not forgotten.

Thomas scored a career-high 12 points on 6-of-9 shooting and added four rebounds in 23 minutes, whetting the appetite of UC fans who admire his abundant athleticism and see a player with potential to be an offensive force.

The 6-foot-7, 205-pound sophomore from Paterson, N.J., is looking to build on that performance this season and is being counted on by UC coach Mick Cronin to play a more prominent role with one year of experience under his belt. He made his first career start, albeit in an exhibition game last Saturday, and scored 11 points on 5-of-7 shooting with seven rebounds in the Bearcats' victory over Carleton.

Cronin would happily take that kind of production when the games begin to count a week from tonight against North Carolina Central.

"He's a gifted athlete," Cronin said. "For lack of a better comparison, he would be our version of Herb Jones."

For those who don't remember, Jones was a junior college transfer – undersized at 6-4 – who used his leaping ability to attack the glass and helped lead the Bearcats to the 1992 Final Four during his senior year.

Jones also was a threat as a 3-point shooter, a skill Thomas has yet to demonstrate to any great extent early in his career – he was 3-for-8 from long range last year – but he's probably more athletic with a longer reach.

"We need to let him get the ball to the paint and to the rim," Cronin said. "He's got a great pull-up game. Give him space to create. On defense, he's got great length. Now he's rebounding. If you ask me, what's my focus with him, it's making sure he shoots all of his shots off two feet with two hands and then goes to the glass at all costs."

Thomas is used to being praised for his athleticism because he has been hearing about it for years.

"Coming out of high school I was (considered) one of the best athletes in the country," Thomas said, "so I knew coming in what I had to do. It's high standards, but I set high standards for myself to go out there and perform."

Thomas comes from an impressive gene pool. His uncle is former Villanova star Tim Thomas, who was the seventh overall pick in the 1997 NBA draft and played 13 seasons in the league, averaging 11.5 points before retiring in 2010. His sister is Essence Carson, a forward/guard for the WNBA New York Liberty.

Tim Thomas was a role model for Thomas from the time he started playing basketball at the age of 4 and has been there to offer advice as Thomas has progressed through high school and now in college.

"My grandmother is his mother," Thomas said. "After my mom passed away (from a heart attack) when I was 11 years old, she basically took care of me and my brother. It was hard (losing my mother) when I was younger, but it just motivated me because I know she'd be really proud of me right now with the stuff I'm doing at UC and playing college basketball."

Thomas says he is motivated by the success of both his uncle and his sister. But being Tim Thomas' nephew also made him a marked man.

"Everybody wanted to go out and play against me because I had a name in high school," Thomas said. "I was Tim Thomas' nephew. But now there's no pressure. I just put pressure on myself to go out and perform like Shaquille Thomas because I've created my own name and I developed respect."

Cronin relies on youth to provide team depth

Written by Bill Koch

Jan. 5, 2014 | cincinnati.com

According to the old adage, the best thing about college basketball freshmen is that eventually they become sophomores.

But University of Cincinnati coach Mick Cronin can't afford to wait that long for his three rookies. He needs them to get over being freshmen as quickly as possible because they make up a large part of the depth that he relies on so heavily.

All three freshmen – guards Troy Caupain and Kevin Johnson and forward Jermaine Lawrence – made strides Saturday in UC's 69-53 victory at No. 18 Memphis, which gave Cronin one more reason to smile after a huge road victory over a Top 25 team, giving the Bearcats a 13-2 overall record, 2-0 in the American Athletic Conference.

Caupain scored seven points with five assists, three steals and only one turnover in 19 minutes. Johnson scored seven points in 16 minutes and Lawrence scored six points, all in the first half when the Bearcats were struggling to score. Lawrence did not play in the second half because of a toe injury.

And they delivered in one of the most hostile environments the Bearcats will find in the American, with 17,191 fans focused on making life miserable for them.

"All three of those guys are really good players," Cronin said. "They're the future of our program. We played them a lot early in the year and we just keep going to them to try to get them to the point where we don't even look at them as freshman. The more they play in games like this, hopefully the more comfortable they'll be."

Caupain, who has averaged 6.8 points, came up with a key play late in the second half. With UC leading by nine with just over four minutes left, the Bearcats turned the ball over. Caupain then picked off a Memphis pass and pushed it down the floor before feeding Sean Kilpatrick with a perfect pass for a layup.

"I thought that we could run on Memphis," Cronin said. "I thought early on our guys were too tentative. At halftime we talked about clog the lane, get steals, get rebounds and we can run out, but they're going to try to steal it. If we can get it out of there we'll get some layups. And I think we stole some baskets in the second half that really helped us because we didn't have to run five-on-five offense to score."

There's nothing tentative about Caupain, who has displayed remarkable poise for a freshman.

"The older guys take us in," Caupain said. "They teach us. We learn every day in practice. During the game, they make sure we're not nervous. They talk to us during the game, and tell us, OK, it's cool. Calm down. Everything is going to be OK."

You can add sophomore Shaquille Thomas to the mix of young UC players who form a promising core for the future. Thomas scored 10 points with four rebounds and three steals Saturday and has reached double figures in scoring in three of his last four games. He has averaged nine points in those games.

The Bearcats will head back on the road to face Houston on Tuesday as they try to extend their winning streak to seven and their conference record to 3-0 for the first time since 2004-05, their last season in Conference USA before they left for the Big East.

UC's Jermaine Lawrence shows flashes of greatness

Written by Bill Koch

Dec. 20, 2013 | cincinnati.com

During an otherwise dreary display of basketball by the University of Cincinnati Bearcats at New Mexico two weeks ago, Jermaine Lawrence provided a tantalizing moment.

The 6-foot-9 freshman forward head-faked his defender to get him off balance, then used his quickness to drive along the baseline and dunk the ball for his only field goal of the game.

It was the kind of move that national top 25 recruits are expected to make, but that have been in short supply so far for Lawrence, who was ranked as high as 19th by one recruiting service coming out of Pope John XXIII High School in Sparta, N.J. That hasn't caused UC coach Mick Cronin to waver in his belief Lawrence is on track to become a great player.

"The biggest thing is trying to get him comfortable on offense and getting him some opportunities on offense," Cronin said. "We haven't had the ball in his hands to where he can get himself going offensively. That's our fault more than it is his."

UC (8-2), fresh off Wednesday's 44-43 upset of Pitt in New York, faces Middle Tennessee (8-3) at 2 p.m. Saturday at Fifth Third Arena, where the Bearcats are unbeaten this season. It is UC's first home game since Dec. 3.

Through UC's first 10 games, Lawrence has scored 4.5 points with 3.5 rebounds per game while playing an average of 18 minutes. He's shooting 42.2 percent from the field and 43.8 percent from the free-throw line.

"It's definitely been harder than I thought," he said. "If it wasn't, I'd be playing much better than I am now."

As the season progresses, Lawrence could be the answer for a UC offense that has struggled to score in recent games, but Cronin won't put that kind of pressure on him, especially considering that Lawrence missed most of his senior year in high school with an injury to his right wrist. He averaged 18.8 points, 13.0 rebounds and 6.4 blocked shots as a junior.

"I've just got to get more experience," Lawrence said. "I think it will come along. I'm not really trying to force anything right now."

At 205 pounds, one of Lawrence's biggest problems is a lack of strength that would allow him to be more assertive inside against stronger opponents, forcing him to rely primarily on his jump shot.

"When he gets to 225 he's going to be a great player," Cronin said.

In the meantime, Lawrence and the UC coaches are searching for ways to make him more effective with the physical makeup he has now. If Lawrence can get to the point where he becomes a double-figure scoring threat who can grab five or six rebounds a game, it will greatly enhance the Bearcats' prospects once conference play begins Jan. 1.

Lawrence says he feels no added pressure because of his high ranking coming out of high school. The situation in college, he says, is totally different from high school, where he was the first option on offense.

Now he's on a team where senior guard Sean Kilpatrick – who needs 18 points to move into eighth place on UC's career scoring list – is the focal point.

"I definitely see myself making progress," Lawrence said. "I'm more confident now. I'm getting my shots a little better now. I'm not as hesitant as I was before. That was my biggest weakness at the beginning of the season and that's been my biggest improvement. If you tell me to shoot the ball, I'm going to shoot it. That's where my confidence level is at."

Said Cronin: "It's a figuring-out process ... but it's just a matter of time before it all happens for him."

UC's Caupain keeps up with veteran team

Written by Bill Koch

Dec. 27, 2013 | cincinnati.com

Only a month past his 18th birthday, Troy Caupain has a firm grasp of where he stands in the pecking order of the University of Cincinnati basketball program.

He understands that he's a freshman – and a very young one at that – on a team filled with veterans. And he was savvy enough to know what that would mean when he arrived on campus last summer.

"I said I'm the young guy and they're going to try to bully me and the coaches are going to get on me," Caupain said, "but I've got to find a way to get past that."

Twelve games into his first season, Caupain is proud to say that he has come through those early days just fine.

"I survived," he said.

He's done more than that. The 6-foot-3 point guard from Midlothian, Va., has been the most impressive of the three UC freshmen who have seen action this season. He has played an average of 19.3 minutes, a shade more than starting point guard Ge'Lawn Guyn, and has scored 6.9 points per game with 2.8 rebounds.

Caupain's 25 assists are second to Sean Kilpatrick's 33, his 45 percent accuracy from long range is the best on the team in 20 attempts and his 80 percent accuracy from the foul line is also second behind Kilpatrick. He has scored in double figures four times, with a high of 15 points against USC Upstate on Dec. 3.

The season is not yet halfway over, but Caupain's numbers compare favorably with Cashmere Wright's in his freshman year. Wright, who finished his career last March as the only player in UC history with at least 1,300 points, 475 assists and 175 steals, averaged 5.4 points playing 18.5 minutes per game during his freshman year when he was coming off knee surgery.

But UC coach Mick Cronin cautions fans not to expect too much too soon from Caupain.

"People see talent in a guy and they want him to be who he's going to be his junior year," Cronin said. "And it's not going to happen. You've got to embrace the process and realize there is no elevator to becoming a player. You can't get on it and hit the eighth floor. You've got to run the steps. Eventually you'll be on the eighth floor, but you can't stand there looking up, saying, 'Boy, I wish I was up there.' It's just not going to happen as fast as everybody would like it to happen."

Caupain gets it. He describes himself as "humble," a player willing to put in the work needed to improve, eager to learn from the older players, and realistic enough to understand that the gaudy numbers he put up in high school last year – 26 points, 15.1 rebounds and 3.5 assists – mean nothing now.

"I take every day, every hour and I just try to learn," Caupain said. "Right now, I feel like I'm in a good place. I try to learn from the older people and then when it's my turn I'll already know what I can do. Coming from high school, I can't grab every rebound. I could do that there. Here, I can't do it. I have to be ready for the outlet or I've got to be ready to facilitate."

Caupain smiles when he recalls the early days in open gym last summer when he could sense that he was being tested, just as he predicted he would be.

"Coming off screens they would elbow me or talk trash," Caupain said, "just to see how I'd react."

Then came the start of practice and the added burden of getting yelled at by the coaches. Caupain tried to take it all in stride. He told himself the coaches' yelling was instruction, that what he called bullying from his teammates in those early days was preparation "because the other teams are going to bully me."

"That's something you've got to be prepared for and not fold up or be nervous," Caupain said.

It's all part of the process that Caupain has embraced and that Cronin says is necessary. But even Cronin acknowledges that there are exceptions.

"What happens is he's going to have a really good stretch," Cronin said. "He's going to have a good game or he's going to look good in the second half and everybody will say he's arrived. No. It's just not going to be that easy."

"I wish it was and I hope I'm wrong because every now and then a guy can just all of a sudden come of age. You've just got to keep working."

UC's Johnson unfazed by playing in home city

Written by Bill Koch

Dec. 30, 2013 | cincinnati.com

Kevin Johnson says he knows Yancy Gates well, but the University of Cincinnati freshman guard never talked to Gates about what it's like to stay in your hometown to play college basketball.

He didn't see it as an issue. And still doesn't.

"I went to a private school and live with both of my parents so I was pretty well-grounded," Johnson said, "so being from the city and playing here isn't too much of a hassle for me. I was in a small school in a secluded area most of the time."

Gates, who left UC two years ago as the 14th-leading scorer in school history, never regretted choosing UC and was proud of the major role he played in rebuilding the program.

But the Withrow High School product also acknowledged that playing in his hometown wasn't always easy. He was a frequent target of criticism because he was so well-known and because fans had such high expectations for him that it was almost impossible for him to live up to them. Johnson, who helped Summit Country Day win the Division III state championship as a junior, says it's been all good for him so far. He's coming off the best game of his young career, having scored 11 points

in UC's win over Nebraska on Saturday, and has enjoyed the praise he received from his friends. He's the only local scholarship player on the current UC roster, although there are two walk-ons in Zack Tobler (Covington Catholic) and Derek Cox (Mason).

If Gates never had the occasion to tell Johnson about the pitfalls of staying home, Mick Cronin certainly did. The UC coach wanted to make sure Johnson knew what he was getting into – both the good and the bad.

"There's advantages and disadvantages and pitfalls that I have first-hand knowledge of just from being around here for so long," Cronin said. "Watching how hard it is sometimes to separate yourself from your high school buddies, the constant distractions that may be out there for you. There's a lot of distractions and pressures. You have a bad game and everybody wants to be around you asking what's wrong."

There's also pressure for Cronin. He knows that fans want to see local players on the UC roster, but he has to make sure a local player is good enough to play at the high major level both for the player's sake and for his.

"The last thing you want to do is have a local guy sitting on the bench where he could be somewhere else playing," Cronin said.

That hasn't been a problem for Johnson, who earned a spot in UC's rotation from the start. Cronin knew Johnson would play early based on his toughness, his athleticism and his defensive prowess. His offense is still coming – he's shooting just 37.1 percent from the field, 18.5 percent from 3-point range while averaging 4.8 points – but the talent is there.

Johnson, who grew up in Westwood, doesn't make a big thing of being a local product. As far as he's concerned, he's just another freshman learning how to play at a higher level.

"I'm just trying to contribute and just win," Johnson said. "I'm just learning the game, listening to Coach Cronin and letting my game come. He understood the pressure there has been with a city kid, so coming in he warned me of certain things I should look out for and how to be humble-minded and grounded so I could be successful."

But all the hard work that comes with adjusting to the college game has not prevented him from pausing occasionally to appreciate the fact that he's playing for the school he grew up following.

"It's definitely cool," he says. Johnson remembers watching Jason Maxiell, Steve Logan and Melvin Levett, whom he refers to simply as "The Helicopter."

And even though he doesn't pretend to be an expert on the history of UC basketball, he knows about Oscar Robertson, the legendary Hall of Famer who frequently sits next to the press table across from the UC bench at Fifth Third Arena.

"I know who the Big O was," Johnson said. "He was special. I do know that."

Bearcats' Nyarsuk is a man with a renewed purpose

Written by Bill Koch

Oct. 19, 2013 5:13 PM | cincinnati.com

The text messages began popping up on Mick Cronin's phone at about 6:30 on the morning of Sept. 18 shortly after the University of Cincinnati basketball coach, who had been on a recruiting trip, landed at Cincinnati/Northern Kentucky International Airport at the end of a long red-eye flight from Southern California.

The first one was from senior forward Justin Jackson informing him that David Nyarsuk had come to his room crying at 3:30 that morning.

"I didn't know what happened at first," Jackson said. "I said, 'What's wrong?' He said his dad died. I did everything I could to be there for him."

Before long, Cronin heard from Nyarsuk, a 7-foot-1 senior center in his second year at UC who was trying to deal with the unexpected death of his father, Hillary Modi, at the age of 57. Nyarsuk is more than 7,000 miles from his home and his family in Juba, South Sudan, and has not been back since February 2008, when he left for the United States to get an education and play basketball. His father had been suffering from malaria for several months, Nyarsuk said, but was confident he would recover.

"I actually talked to my father on Monday (before he died) on the phone," Nyarsuk said. "When I talked to him on the phone he said he was OK and felt better."

But before Nyarsuk could talk to him again, he received a call from his brother, Lewis, who lives in San Diego, informing him that their father had passed away.

"It was hard because it was kind of like a surprise," Nyarsuk said.

Nyarsuk was very close to his father and badly wanted to return home for his funeral.

"Right away we tried to figure it out," Cronin said. "I knew it was probably going to be impossible but we had to try everything we could try. At that moment Dave was in the frame of mind that I need to get home."

"Then what happens, after the shock wears off, you realize for him it was probably too dangerous to go home. He came to me and said, 'I'm not going to be able to do this. I'm not going to be able to get home.'"

Cronin was concerned that if Nyarsuk went home he would risk catching malaria himself. He also worried that he might have trouble getting out of the country for the return trip to Cincinnati. When Nyarsuk left for the U.S. nearly six years ago, he was a citizen of Sudan, in east central Africa. But in July 2011, the Republic of South Sudan gained its independence from Sudan after a long civil war.

"The country is split into two countries and I have a passport from when Sudan was one country, which now when I go back, I have to come back with a new passport, a South Sudan passport," Nyarsuk said. "I figured out the process would take rather long so I just decided to stay here. I knew coming here it took me like two months before I got my visa. You have to stand in long lines. Sometimes you go and you don't get anything. They tell you to come back."

"I also worried about maybe when I get there if I stayed longer, I might get malaria or lose weight maybe. I've been here in the summer the whole time working out, trying to get bigger. I put on 20 to 25 pounds and I don't want to lose this. I don't want to come back and have to start over from the beginning."

Nyarsuk and his brother talked about having a memorial mass in San Diego, which Nyarsuk says has a large Sudanese community, but that didn't work out either because they couldn't get the church at a time when the Sudanese could attend.

That left him to grieve on his own, with support from his teammates and the UC coaches.

"We hung out a couple days to make sure he was OK and just kept an eye on him," said Jackson, one of Nyarsuk's closest friends on the team. "He's doing better now. He's not thinking about it as much. It had a big effect on him, but he's doing better."

Nyarsuk, who transferred to UC in August of last year from Mountain State University in Beckley, W.Va., had a difficult time trying to adjust to a new environment where he was an outsider among teammates who had been bonding all summer before his arrival.

He says he feels more comfortable now.

"He's become good friends with the guys on the team," Cronin said. "I think it's taken a year. Last year the guys didn't know him. It's apples and oranges. They can't even imagine his life. They come from so far different backgrounds. But he's grown into being pretty good friends with the older guys on the team."

Nyarsuk acknowledges that last year was a struggle for him on the court because he wasn't physically equipped to succeed at college basketball's highest level. After averaging 9.8 points, 8.1 rebounds and 2.9 blocked shots at Mountain State, he averaged 2.6 points and 2.5 rebounds at UC with 29 blocked shots, while playing an average of 11.3 minutes in 33 games.

It didn't help that he hurt his right knee early in the season and played through the pain. But he says the knee is fine now and he's looking forward to a productive season.

"I played at an NAIA school and the competition was different," Nyarsuk said. "I said, 'Well, I'm just going to go there and do what everybody else is doing and I might do better.' But then when I showed up, at the beginning because I was skinny, I realized that I have to put on some weight because I got pushed out and it got difficult for me because I played against people with big bodies."

According to UC strength coach Mike Rehfeldt, Nyarsuk actually has added 30 to 35 pounds, mostly in his upper body, and is now listed at 250. And although it still hurts that he missed the funeral, he takes solace knowing that he is doing what his father would have wanted him to do.

"It's really hard but I feel like when I talked to my dad he actually told me to work hard, finish school and everything is going to be fine," Nyarsuk said. "I remember what he said to me. I feel like if I do a good job here that will make him proud. If he was alive, he would want me to stay here and finish what I'm doing."