



CINCINNATI

2021 FOOTBALL GAME NOTES



UC ATHLETICS COMMUNICATIONS 2751 O'VARSITY WAY SUITE 860 CINCINNATI, OHIO 45221-0021 • GOBEARCATS.COM

GAME
1

CINCINNATI

8/10 CINCINNATI

0-0 • 0-0 AAC

VS

MIAMI (OH)

0-0 • 0-0 MAC

SATURDAY, SEPT. 4, 2021 • 3:30 PM ET • NIPPERT STADIUM • CINCINNATI, OHIO

MIAMI
RedHawks

2021 SCHEDULE / RESULTS

DATE	OPPONENT [TV]	TIME (ET)/RES
Sept. 4	MIAMI (OH) [ESPN+]	3:30 p.m.
Sept. 11	MURRAY STATE [ESPN+]	3:30 p.m.
Sept. 18	@ Indiana [ABC/ESPN]	Noon
Oct. 2	@ Notre Dame [NBC]	3:30 p.m.
Oct. 8	TEMPLE * [ESPN]	7 p.m.
Oct. 16	UCF *	
Oct. 23	@ Navy * [ABC/ESPN/ESPN2]	Noon
Oct. 30	@ Tulane *	
Nov. 6	TULSA *	
Nov. 12	@ South Florida * [ESPN2]	6 p.m.
Nov. 20	SMU *	
Nov. 27	@ East Carolina *	

All times ET. Home games in **BOLD CAPS**, played at Nippert Stadium. * - American Athletic Conference game.

ON THE AIR

TV: ESPN +

- Play-by-Play Connor Onion
- Analyst.....Bobby Carpenter
- **Online:** WatchESPN.com **Mobile App:** ESPN

WHAT IS ESPN+?

The game will be broadcast to a national audience on the ESPN+ platform. Access the game on any streaming device with the ESPN app and sign up for an ESPN+ subscription (\$6.99 per month/\$69.99 per year).

RADIO: BEARCATS SPORTS NETWORK

- Play-by-Play Dan Hoard
- Analyst.....Jim Kelly Jr.
- Host/Engineer Mo Egger
- **Local:** 700 WLW AM
- **Satellite:** Sirius 211 / XM 202 / Internet 970
- **App:** The Varsity Network: "Search Cincinnati"

LIVE STATS: Cincinnati.StatBroadcast.com

SOCIAL MEDIA

- Twitter.....@GoBears | @GoBearsFB | @CoachFick
- Hashtag.....#Bears | #TEAM | #CinCityPride
- Instagram.....@GoBears | @GoBearsFB
- Facebook.....GoBears | GoBearsFootball

ATHLETICS COMMUNICATIONS

RYAN KOSLEN..... Assoc. AD / Football Contact
 Phone (O/C):.....513-556-5186 / 513-497-3132
 Email:Ryan.Koslen@uc.edu
 Twitter.....@Koz_UC

Web:.....GoBEARCATS.com

2020 AMERICAN ATHLETIC CONFERENCE CHAMPIONS



8/10 CINCINNATI BEARCATS

Head Coach Luke Fickell

Record at Cincinnati 35-14 (Fifth Year)

Overall Record 41-21 (Sixth Year)



MIAMI REDHAWKS

Head Coach Chuck Martin

Record at School 32-48 (Eighth Year)

Overall Record 108-53 (14th Year)

GAME INFORMATION

Facility Nippert Stadium

Capacity 40,000

TV ESPN+

Radio 700 WLW AM / Sirius 211 / XM 202 / Internet 970

Online SiriusXM Internet Channel 970

Series Record Miami leads 59-58-7

Neutral Site Miami leads 44-42-5

Last Meeting Sept. 14, 2019 - UC won 35-13

NOW IT'S TIME FOR THE BREAKDOWN

The No. 8/10 University of Cincinnati football team starts the 2021 season against longtime rival Miami (OH) with the 125th Battle for the Victory Bell on tap for Saturday, Sept. 4, 2021 at 3:30 p.m. ET inside Nippert Stadium. The matchup will be televised via ESPN+ and air on 700 WLW AM.

THE SERIES

Saturday marks the 125th meeting in the Battle for the Victory Bell. Miami (OH) leads the all-time series 59-58-7 but UC has won 14-straight games. UC and Miami first met in 1888 in the nation's oldest non-league matchup. Miami has been tied for or held the series lead since 1916 and the series was last tied in 1953.

THE COACHES

LUKE FICKELL, a two-time AAC Coach of the Year, is in his fourth season at UC. He has led the Bearcats to back-to-back 11-win seasons, the 2019 AAC East Division title and consecutive bowl wins in the 2018 Military Bowl and 2019 TicketSmarter Birmingham Bowl. A veteran of 20 years in the FBS ranks, Fickell has been a part of two national championship squads, nine conference title-winning teams (seven as a coach, two as a player at Ohio State) with 16 postseason games and 13 NFL Draft selections.

CHUCK MARTIN is in his eighth season as the head coach at Miami (OH) after four years on former UC coach Brian Kelly's staff at Notre Dame (2010-13). Martin was 74-7 in six years at Grand Valley State (2004-09) and is 32-46 at Miami (OH).

MISSED YOU

Due to the COVID-19 pandemic, the 125th Battle for the Victory Bell game, vs. rival Miami (OH), was on hold until 2021 the first pause in the series since World War II. The 2021 opener on Sat., Sept. 4 at Nippert Stadium, the earliest game since Oct. 7, 1899. The teams are scheduled to meet annually through 2029.

STREAKS, STORYLINES, SIDEBARS ...

- UC plays its 134th football season in 2021. The Bearcats program dates to 1885 and is one of the 10 oldest in the NCAA FBS. UC has won a league title six times in the last 14 years and has played 12 bowl games in the past 15 years.
- UC has won five of the last six American Athletic Conference FB Team Academic Excellence Awards and posted a school-record GPA of 3.212 in spring 2021.
- UC has won 31 games over the last three seasons, including back-to-back 11-win campaigns in 2018 and 2019.
- UC has won 20-straight at Nippert Stadium, going undefeated at home in three-straight seasons for the first time in history.
- UC ranked in the Top-10 of all three final national polls for the first time since the end of the 2009 regular season and started a season 9-0 for the fourth time in program history, along with 1951, 1954, 2009 and 2020.
- UC has forced a turnover in 20-straight games, the longest active streak in the NCAA FBS.
- Picked to repeat as American Athletic Conference Champions, Cincinnati is coming off a 9-1 campaign in 2020, winning the AAC title and playing in the Chick-fil-A Peach Bowl, a New Year's Six game. AP ranked UC as No. 8 in its preseason poll, the schools best-ever mark. USA TODAY had the Bearcats No. 10 in the preseason coaches poll.
- UC has won 10-straight season openers and 17 of 18 since 2005. The Bearcats are 88-36-10 (.694) all-time in lid lifters.
- The Bearcats return 16 starters from last season's squad, including Desmond Ridder, the 2020 AAC Player of the Year and Ahmad Gardner, a seven-time All-America selection. All-AAC selections Darrian Beavers, Marcus Brown, Bryant, Myjai Sanders, Tre Tucker, Whyte and Young also return.
- The 2021 roster has nearly 40 local players who grew up and played high-school football in the tri-state area.
- UC enters the season with a school-record season-ticket number of over 22,000, eclipsing the previous best of 18,836 set entering 2010. UC added nearly 5,000 new season tickets and sold 6,000 student season tickets.

GET CONNECTED:

GoBears
GoBearsFootballGoBears
GoBearsFB / Coach FickGoBears
GoBearsFBgobears.com
bears_fb

The University of Cincinnati Athletics Communications Office is ready to assist you in to make the experience of covering UC Athletics productive and rewarding.

Richard E. Lindner Center • Suite 860**2751 O'Varsity Way • Cincinnati, OH 45221-0021**

SID Phone..... 513-556-5191
Press Box Phone..... 513-556-1010
Website..... GoBEARCATS.com

Ryan Koslen..... Associate AD/Football Contact
513-497-3132..... Ryan.Koslen@uc.edu
Megan Coffey..... Director, SBE
513-556-9845..... Megan.Coffey@uc.edu
David Cohen..... Director, SBE
513-556-0667..... David.Cohen@uc.edu
Kelsey Sharkey..... FB Video Contact
513-556-5986..... Kelsey.Sharkey@uc.edu

ON THE WEB

Information on the University of Cincinnati football team is available at www.GoBEARCATS.com. To receive the UC updates via email, please send a request to Ryan Koslen (ryan.koslen@uc.edu).

Information on the American Athletic Conference and all member institutions is also available through the league's web site at www.TheAmerican.org.

PRACTICES

During a typical Saturday game week, media may interview players and coaches immediately following practice on Tuesday. Practice is generally closed to the public. Anyone hoping to observe practice should contact UC Athletics Communications in advance. Failure to do so may result in an individual's removal from the venue. During regular-season practices, unless otherwise noted, still and television photographers will be allowed to shoot stretching and the first 30 minutes (six periods).

PRESS BOX SERVICES

All media members will be provided with access to game notes via GoBEARCATS.com. At the quarter breaks and halftime, quickie stats and drive charts will be distributed via email. Following the game, a complete post-game statistics package will be distributed via email and will contain a scoring summary, final team statistics, final individual statistics, complete play-by-play, drive charts for both halves, halftime statistics, defensive statistics, substitution chart, postgame quotes from both head coaches and players and postgame notes.

LIVE STATS

Live in-game statistics will be available via StatBroadcast.

Following each UC home game, the athletic communications office will be happy to email whatever information media members need to their respective agencies. Please ask any member of the staff for assistance on this matter.

INTERNET

Wireless Internet is available in the press box at Nippert Stadium. Members of the Athletics Communications staff will be available to assist you. There is no access fee.

WEEKLY MEDIA AVAILABILITY

Head Coach Luke Fickell will be available to the media every Tuesday at noon ET during the season with the exception of UC's bye week. Players will be made available at the discretion of the coaching staff.

MEDIA CREDENTIALS

Requests for official working media credentials should be directed to the UC Sports Communications Office. All requests should be received no later than noon, four days prior to the game. Visit the football page at GoBEARCATS.com to request credentials online.

Season credentials will be available for pickup prior to the first game. No credentials will be mailed after Tuesday preceding the game. Thereafter, credentials may be picked up on gameday at the media will call located by gate J in the lobby of the Steger Student Life Center.

On gameday, media should park in Clifton Court Garage and enter Nippert Stadium through Gate J. Masks will be required inside the Nippert Stadium West Pavilion and any interior spaces on campus due to current UC policies.

SCOUTING PASSES

Professional scouts may obtain credentials through UC's Athletics Communications Office. Scouts will be issued seating in the press box on a space-available basis.

SIDELINE PASSES

The University of Cincinnati follows NCAA guidelines regarding media representatives on the sidelines. Photographers and videographers are permitted to shoot between the 25-yard lines and the goal lines on both sidelines and behind the restraining line in the end zone.

AAC ON ESPN+

In Spring 2019, the AAC and ESPN agreed to a 12-year media rights extension beginning in 2020-21. In football, in addition to The American's games continuing to appear on ESPN networks (ABC, ESPN, ESPN2 and ESPNU), select conference-controlled home games will be available exclusively on ESPN+.

BEARCATS INSIDER TV SHOW

Bearcats Insider, a weekly show on Bally Sports Ohio covering UC Athletics, returns in 2021. The 30-minute show, which airs weekly through the season, is hosted by Dan Hoard and former Bearcats standout Tony Pike. Visit www.ballysports.com/ohio-greatlakes for a schedule.

LUKE FICKELL RADIO SHOW

The hour-long program with Coach Fickell, Dan Hoard and Jim Kelly Jr. will air weekly from 8-9 p.m. ET on both ESPN 1530 AM and 700 WLW AM this season. Fans can listen online at iheart.com and through 700 WLW and ESPN 1530's iHeartRadio app. For those who can't catch the program live, a podcast of the weekly program will be made available free of charge on 700WLW.com.

MOBILE APP

The Cincinnati Bearcats app for iPhone, iPad and Android devices offers fans a wide variety of information on the Bearcats — home and away. The free app is available in the App Store and Google Play.

2020 QUICK FACTS**GENERAL INFORMATION**

Location..... Cincinnati, OH 45221
Founded..... 1819
Enrollment..... 46,798
Conference..... American Athletic
Nickname..... Bearcats
Colors..... Red (PMS 186) & Black
Home Field..... Nippert Stadium
Surface/Capacity..... Shaw Sports Elevate 68/40,000
President..... Neville G. Pinto, PhD
Director of Athletics..... John Cunningham
Faculty Representative..... Brian Hatch, PhD

HISTORY

First Year of Football..... 1885
All-Time Record..... 637-594-50
All-Time Bowl Record..... 10-10
Last Bowl..... 2021 Peach
Last Bowl Opponent..... Georgia (L, 24-21)

2021 TEAM INFORMATION

Basic Offense..... Multiple
Basic Defense..... Multiple
Letterwinners Returning/Lost..... 52/28
O | D | ST..... 22/14 | 28/11 | 2/3
Starters Returning/Lost..... 17/8
O | D | ST..... 7/4 | 8/3 | 2/1

2020 INFORMATION

Overall Record..... 9-1
Home/Road/Neutral..... 7-0/2-0/0-1
American Record/Finish..... 6-0/AAC Champions
Final Ranking..... 8 (AP/USA Today/CFP)

COACHING STAFF

Head Coach..... Luke Fickell
Alma Mater..... Ohio State '97
Record at UC/Year..... 35-14/4
Career Record/Year..... 41-21/5
Football Office Phone..... (513) 556-4110
Twitter..... @CoachFick
Best time to reach coach..... Contact SID
Defensive Coordinator/LB..... Mike Tressel
Offensive Coordinator/TE..... Mike Denbrock
Passing Game Coordinator/QB..... Gino Guidugli
Special Teams Coordinator..... Brian Mason
Assistant Coaches..... Mike Brown (WR), Ron Crook (OL)
..... Perry Eliano (CB), Colin Hitschler (S)
..... Darren Paige (RB), Greg Scruggs (DL)
Defensive GA..... Cam Cleminson
Offensive GAs..... Nate Letton, Jake Sopko
Quality Control... Armon Binns (Off.), Mike Brewster (Off.)
..... Nick Sharp (Def.)

collegepressbox
SINCE 2005 EVERYTHING BUT THE PREGAME MEAL

collegepressbox is the official media website for Division I football. Access and download game notes, quotes, statistics, media guides, headshots, logos and more for all FBS schools, conferences, postseason games, awards and the College Football Playoff. For access, please register for an account at collegepressbox.com/register.

OPPONENT INFORMATION

HEAD COACH: Chuck Martin
RECORD AT MIAMI: 32-48
CONFERENCE: Mid-American
2020 RECORD: 2-1, 2-1 Mid-American
2020 POSTSEASON: None

SERIES INFORMATION

Series Record..... Miami leads 59-58-7
At Cincinnati..... Miami leads 44-42-5
At Oxford..... Miami leads 14-12-2
At Neutral Sites..... Cincinnati leads 3-2
Most UC points 52 (UC 52-42, 1999; UC 52-14, 2012)
Most Miami points 44 (MU 44-16, 2005)
Combined points..... 94 (52-42, 1999)
Biggest UC win 46 (46-0, 1904)
Biggest Miami win..... 40 (40-0, 1917)
Current streak..... Cincinnati – 14

GAME-BY-GAME - LAST 14 MEETINGS

Year	Site	Score	Winner
2006	Cincinnati	24-10	UC
2007	Oxford	47-10	UC
2008	Cincinnati	45-20	UC
2009	Oxford	37-13	UC
2010	Cincinnati	45-3	UC
2011	Oxford	27-0	UC
2012	Cincinnati	52-14	UC
2013	Oxford	14-0	UC
2014	Cincinnati *	31-24	UC
2015	Oxford	37-33	UC
2016	Cincinnati	27-20	UC
2017	Oxford	21-17	UC
2018	Cincinnati *	21-0	UC
2019	Cincinnati	35-13	UC

* - PAUL BROWN STADIUM

LAST TIME THEY MET

	1	2	3	4		F
Miami (OH)	10	0	3	0	-	13
Cincinnati	0	14	21	0	-	35

Desmond Ridder threw two touchdown passes in the third quarter, including a 51-yard strike to Thomas Geddis, and RB Michael Warren II sprinted 73 yards for the final score. He had two short touchdown runs in the second quarter. The Bearcats scored on four of five possessions between the 10-second mark in the second quarter through the third quarter to turn a 10-0 deficit into a 35-13 lead.

SCORING PLAYS

1st	07:58	MIAMI	Shelton 1 yd run [Sloman kick]
	03:13	MIAMI	Sloman 41 yd field goal
2nd	13:35	CIN	Warren 8 yd run [Crosa kick]
	00:10	CIN	Warren 1 yd run [Crosa kick]
3rd	10:37	CIN	Deguara 27 yd pass from Ridder [Crosa kick]
	05:27	CIN	Geddis 51 yd pass from Ridder [Crosa kick]
	04:11	MIAMI	Sloman 36 yd field goal
	03:24	CIN	Warren 73 yd run [Crosa kick]

RUSHING: Miami (OH)-Tyre Shelton 11-39; Davion Johnson 11-32; Maurice Thomas 5-17; TEAM 1-minus 1; Brett Gabbert 12-minus 23. Cincinnati-WARREN, Michael 12-113; THOMAS, Tavion 16-65; MONTGOMERY, Ryan 5-35; TUCKER, Tre 2-12; RIDDER, Desmond 13-9.

PASSING: Miami (OH)-Brett Gabbert 10-18-0-143. Cincinnati-RIDDER, Desmond 14-30-1-186.

RECEIVING: Miami (OH)-Dominique Robinson 2-46; Davion Johnson 2-40; Jack Sorenson 2-10; Jalen Walker 1-25; Cam Blakely 1-12; Tyre Shelton 1-7; Maurice Thomas 1-3. Cincinnati-WARREN, Michael 5-45; JACKSON, Jayshon 3-20; DEGUARA, Josiah 2-42; PIERCE, Alec 2-17; GEDDIS, Thomas 1-51; MEDARIS, Rashad 1-11.

START ME UP

FOR WHOM THE BELL TOLLS

- The Victory Bell is the oldest NCAA FBS non-league rivalry and second-oldest FBS rivalry overall.
- The first game, on Dec. 8, 1888, was the first college football game played in the state of Ohio.
- North Carolina and Wake Forest played their first game on Oct. 18, 1888, but have only played each other 106 times and not every season.
- The original bell hung in Miami (Ohio)'s Harrison Hall and was used to ring in Miami (Ohio) victories.
- The current trophy is a replica of the original bell and is kept in possession of the winning team each year.
- One side is painted red and black and shows Cincinnati's victories, while the other side is red and white and shows Miami's victories.

OLDEST FBS RIVALRIES (LEADING TEAM FIRST)		
YEAR	TEAMS/RIVALRY	#
1888	Miami (OH) & Cincinnati <i>Battle for the Victory Bell</i>	124
1888	North Carolina & Wake Forest <i>Carolina-Wake Rivalry</i>	107
1890	Wisconsin & Minnesota <i>Paul Bunyan's Axe</i>	128
1890	Navy & Army <i>Army-Navy Game</i>	120
1891	Purdue & Indiana <i>Old Oaken Bucket</i>	122

SCHOOL TIES

- OC Mike Denbrock and MU HC Chuck Martin were on the Notre Dame staff together from 2010-13.
- RB Darren Paige played 7 games at WR for Miami in 2003.
- UC's Deshawn Pace and MU's Ivan Pace Jr. are brothers.
- UC student assistant Kyle Bolden is brother of Miami LB Luke Bolden. Both played for father, Tom, at Colerain HS.
- DL Zach Hummel played at UC from 2019-20.

MATCHING THEM UP (2020 STATISTICS)

8 CINCINNATI (9-1, 3-0 American)

TEAM STATISTICS	CIN	OPP
Points/Game	37.5	16.8
First Downs	219	194
Rushing/Game	212.4	111.1
Passing/Game	238.6	213.5
Total Offense/Game	451.0	324.6
Fumbles-Lost	23-10	11-5
Pen./Yds per Game	88/76.8	57/55.3
Time of Possession	32:00	28:00

INDIVIDUAL LEADERS

RUSHING	Att	Net	Avg	TD	YPG
Doaks	144	673	4.7	7	74.8
Ridder	98	592	6.0	12	59.2

PASSING	C-A-I	Pct.	Yds	TD	YPG
Ridder	186-281-6	66.2	2,296	19	229.6

RECEIVING	Rec	Yds	Avg	TD	YPG
M. Young Jr.	29	332	11.4	3	33.2
Whyle	28	353	12.6	6	35.3

DEFENSE	U-A-TT	TFL	Sck.	Int.	PBU
White	44-33-77	8.0	3.0	2	2
Beavers	38+20+58	7.5	2.5	2	2

MIAMI (2-1, 2-1 Mid-American)

TEAM STATISTICS	MIA	OPP
Points/Game	28.7	26.7
First Downs	56	62
Rushing/Game	127.0	126.0
Passing/Game	238.3	267.7
Total Offense/Game	365.3	393.7
Fumbles-Lost	3-1	2-0
Pen./Yds per Game	18/60.7	15/43.3
Time of Possession	28:44	31:16

INDIVIDUAL LEADERS

RUSHING	Att	Net	Avg	TD	YPG
Kahn	18	92	5.1	2	30.7
Davis	22	73	3.3	0	24.3

PASSING	C-A-I	Pct.	Yds	TD	YPG
Gabbert	23-35-0	65.7	384	4	128.0

RECEIVING	Rec	Yds	Avg	TD	YPG
Sorenson	18	34	19.7	4	118.0
Hippenhammer	5	77	15.4	0	77.0

DEFENSE	U-A-TT	TFL	Sck.	Int.	PBU
McWood	14-20-34	3.0	1.0	1	0
Pace	12-14-26	0.5	0.0	0	2

NCAA TEAM RANKINGS

CATEGORY	CIN	MIA
Total Offense	24	90
Rushing Offense	22	99
Passing Offense	55	57
Team Passing Efficiency	25	21
Scoring Offense	17	61
Total Defense	13	53
Rushing Defense	13	22
Passing Yards Allowed	39	110
Team Passing Effic. Def.	3	114
Scoring Defense	8	50
Turnover Margin	t-30	t-60
3rd Down Conversion Pct	27	58
4th Down Conversion Pct	14	t-20
3rd Down Conversion Pct Def.	22	100
4th Down Conversion Pct Def.	t-17	t-101
Red Zone Offense	78	t-78
Red Zone Defense	15	t-78
Net Punting	19	5
Punt Returns	52	29
Kickoff Returns	10	118
First Downs Offense	41	125
First Downs Defense	67	2
Fewest Penalties Per Game	119	t-62
Time of Possession	24	89

RING THE BELLS

- UC and Miami have played every year since 1945, not playing in 1943 or 1944, but UC and Miami also played every year from 1909 through 1942.
- It is the oldest NCAA FBS non-league rivalry and is second in terms of games played with only Minnesota-Wisconsin (128) ahead of UC-Miami.
- The schools are separated by 39 miles.

MOST-PLAYED NCAA FBS RIVALRIES

#	RIVALRY (Teams)
128	Paul Bunyan's Axe (Minnesota & Wisconsin)
123	Victory Bell (Cincinnati & Miami OH)
122	South's Oldest Rivalry (UNC & Virginia)
122	Civil War (Oregon & Oregon State)
121	Old Oaken Bucket (Indiana & Purdue)
121	Big Game (California & Stanford)

COACH FICKELL

- The University of Cincinnati football team opened a new era in December 2016 with the hiring of Ohio native Luke Fickell, the Bearcats' 42nd football head coach.
- The 21-year veteran of the FBS coaching ranks took the reins of the UC program after spending 16 years at his alma mater, Ohio State. His impressive resume includes being on the staff of two national championship winning teams, seeing 18 players selected in the NFL Draft, coordinating outstanding defenses over 12 seasons as a co-coordinator or defensive coordinator, winning AAC Coach of the Year honors in 2018 and 2020 and leading the Bearcats to an AAC Championship in 2020.
- Fickell, starting his fifth season at UC in 2021, has led UC to 31 wins over the last three seasons, including back-to-back 11-win campaigns in 2018 and 2019, the 2020 AAC title, an AAC East Division Championship in 2019 and three-straight bowl games, including the 2021 Chick-fil-A Peach Bowl, the program's first New Year's Six game since 2009.

SAUCE

- CB Ahmad 'Sauce' Gardner earned recognition on five All-America teams following the 2020 campaign, including first-team honors from the Football Writers Association of America and USA Today along with second-team accolades from the American Football Coaches Association, Associated Press and the Athletic.
- The First-Team All-AAC selection tied for second in the AAC's with nine passes defended and tied for fourth with three interceptions in the regular season. In nine starts, he added 28 tackles and shared a sack. According to ProFootballFocus.com, Gardner allowed the third-lowest passer rating in the FBS in coverage in 2020, making more plays on the ball than first downs allowed.

SUPER SENIORS

- Six players, LB Darrian Beavers, DT Curtis Brooks, DT Marcus Brown, CB Coby Bryant, and LB Joel Dublanko elected to use their additional year of eligibility from COVID-19 to return to school for another season.
- QB Desmond Ridder & DE Myjai Sanders are NFL prospects who chose to return to UC.

NEWCOMERS TO WATCH

- Incoming transfers OL Jowon Briggs (Virginia), LB Devin Hightower (Michigan State) and OL James Tunstall (Stony Brook) joined the squad in the offseason.

QB 1

- QB Desmond Ridder, the 2020 American Athletic Conference Offensive Player of the Year, 2021 AAC Championship Game Most Outstanding Player and 2018 AAC Rookie of the Year, helped lead the Bearcats to an AAC Championship and the team's first New Year's Six appearance since 2009.
- A finalist for the Manning Award, Ridder has 22 career rushing TDs, most ever for a UC QB and tied for No. 8 in the Bearcats annals.
- He is the active career leader in winning percentage among NCAA Football Bowl Subdivision signal callers, winning over 88% of his career starts.
- Ridder is the No. 2 passer in school history, throwing for 6,905 yards and 57 touchdowns. He was a 2020 finalist for the Manning Award and semifinalist for the Maxwell and O'Brien Awards.
- He became a father during the spring to a baby girl with his partner, Claire.

HOMEGROWN

- Since Head Coach Luke Fickell's arrival in Cincinnati in late 2016, the recruiting focus has shifted to the State of Cincinnati, a 50-mile radius around campus along with a 300-mile radius which covers Ohio and more.
- During Fickell's first spring in 2017, 11 scholarship players hailed from Ohio and entering 20, the number has jumped to 45 Ohio scholarship players.
- The 2021 roster projects to have nearly 40 local players who grew up and played high-school football in the tri-state area.

WE ARE THE CHAMPIONS

- For the first time, UC enters a season under Fickell with a target on their back as the projected league favorite with a Top-10 preseason ranking.
- UC won the 2020 AAC Championship, its 15th league championship, first title since 2014 and first outright crown since 2009.
- UC was playing in its second-straight AAC title game.
- The AAC Championship game, played on Saturday, Dec. 19 at Nippert Stadium marked the latest date a game was played in Nippert since a matchup vs. Xavier on Dec. 7, 1918.
- It was UC's first December home game since defeating Houston for a share of the AAC titled on Dec. 6, 2014.

CONFERENCE CHAMPIONSHIPS (15)

YEAR	LEAGUE	HC	REC
1933	Buckeye *	King	7-2-0
1934	Buckeye	King	6-2-1
1947	Mid-American	Nolting	7-3-0
1949	Mid-American	Gillman	7-4-0
1951	Mid-American	Gillman	10-1-0
1952	Mid-American	Gillman	8-1-1
1963	Missouri Valley *	Studley	6-4-0
1964	Missouri Valley	Studley	8-2-0
2002	Conference USA *	Minter	7-7-0
2008	BIG EAST	Kelly	11-3-0
2009	BIG EAST	Kelly	12-1-0
2011	BIG EAST *	Jones	10-3-0
2012	BIG EAST *	Jones	10-3-0
2014	American *	Tuberville	9-4-0
2020	American	Fickell	9-0-0

* - Shared title

BEARCATS IN THE PROS

Thirteen former UC players are on current NFL rosters while five former student-athletes are on NFL staffs.

NATIONAL FOOTBALL LEAGUE

PLAYER	TEAM	POS.
Mike Boone	Denver	RB
Cortez Broughton	LA Chargers	DT
Marquise Copeland	LA Rams	DT
Korey Cunningham	New England	OL
Josiah Deguara	Green Bay	TE
Gerrid Doaks	Miami	RB
Darrick Forrest	Washington	S
Kevin Huber	Cincinnati	P
James Hudson	Cleveland	OL
Jason Kelce	Philadelphia	C
Travis Kelce	Kansas City	TE
Chris Moore	Houston	WR
Justin Murray	Arizona	OL
Elijah Ponder	Tampa Bay	LB
Linden Stephens	Washington	CB
Michael Warren II	Detroit	RB
James Wiggins	Arizona	S
Eric Wilson	Philadelphia	LB
Derek Wolfe	Baltimore	DE

COACHES

COACH	TEAM
Danny Barrett	Houston
Bill Davis	Arizona
Chris Hewitt	Baltimore
Urban Meyer	Jacksonville
Doug Rosfeld	Cincinnati
George Warhop	Jacksonville

CANADIAN FOOTBALL LEAGUE

PLAYER	TEAM	POS.
Zach Collaros	Winnipeg	QB
Jarell White	Calgary	LB

CATHEDRAL

- Nippert Stadium, has been the Bearcats playing site since 1901 and the stadium underwent construction in 1915, making it one of the oldest active stadiums in the NCAA FBS. Penn's Franklin Field (1895) takes the honor as the oldest playing site and stadium in Division I.

OLDEST FBS STADIUMS

YEAR	STADIUM	TEAM
1913	Bobby Dodd	Georgia Tech
1914	Davis Wade	Mississippi State
1915	Nippert	Cincinnati
	Vaught-Hemmingway	Ole Miss
1917	Camp Randall	Wisconsin

OLDEST FBS PLAYING SITES

YEAR	SITE	TEAM
1901	Nippert Stadium	Cincinnati
1904	Kyle Field	Texas A&M
1905	Bobby Dodd Stadium	Georgia Tech
1914	Davis Wade Stadium	Mississippi State
1915	Vaught-Hemmingway	Ole Miss

WE ARE FAMILY

This year's roster includes 10 Bearcats who followed in family footsteps to play for UC.

BROTHER PLAYED AT CINCINNATI

- Jackson Bruscianelli - Franklin (LB, 2013-16)
- Jacob Dingle - Jack (LB, 2021-)
- Jack Dingle - Jacob (DB, 2019-)
- Cameron Junior - EJ IV (RB, 2013-14)
- Evan Prater - Garyn (WR, 2019-20)
- Jaheim Thomas - Jaiir (WR, 2019-)
- Jaiir Thomas - Jaheim (LB, 2020-)

FATHER PLAYED AT CINCINNATI

- Jackson Bruscianelli - Jack (LB, 1988-89)
- Wilson Huber - Daryl (TE, 1985-88)
- Jacob & Jack Dingle - Nate (LB, 1990-93)
- Nate Meyer - Urban (DB, 1984)
- Colin Woodside - Ray (DL, 1990-93)

THE AUTUMN WIND

Cincinnati boasts six players on the roster who had immediate family members play in the NFL.

- Coby Bryant - Brother Christian (2015-17)
- Jacob & Jack Dingle - Father Nate (1995-97)
- Drew Donley - Father Doug (1981-86)
- Jacob Hoying - Father Bobby (1996-2001)
- Cameron Junior - Father EJ III (1981-93)

CAN I GRADUATE?

Eighteen UC players have already earned their college degree, the fifth-straight year double-digit graduates will take the field as seniors. UC's graduates include: Darrian Beavers, Curtis Brooks, Marcus Brown, Coby Bryant, Bryan Cook, Noah Davis, Joel Dublanko, Wilson Huber, Jordan Jones, Michael Kopaygorodsky, Cody Lamb, Miles Manigault, Vincent McConnell, Desmond Ridder, Cole Smith, Jabari Taylor, Malik Vann and Michael Young Jr..

DOUBLE DUTY

UC radio voice Dan Hoard also serves as the PXP man for the Cincinnati Bengals, making him part of a select group. Hoard joins Bill Hillgrove (Pittsburgh Panthers & Steelers) and Gene Deckerhoff (Florida State/Tampa Bay Buccaneers) as the only broadcasters in the country to handle radio PXP duties for an NCAA FBS and NFL team. ESPN CFB commentators Wes Durham (Atlanta), Dave Pasch (Arizona) and Bob Wischusen (NY Jets) are NFL radio voices.

ALL OF THE LIGHTS

- UC has been playing night games at Nippert Stadium since 1928 with a .763 win percentage in night games at Nippert Stadium over the last 12 seasons.
- UC is 11-1 in its last 12 night games and has won three-straight Friday-night games at Nippert.

LET IT FLY

- UC's 2021 preseason was featured in a six-part miniseries titled LET IT FLY, which aired weekly on YouTube leading into the season. The internally-produced series took Bearcats fans from offseason workouts, behind the scenes of Camp Higher Ground and into game week. Produced by Kelsey Sharkey, Eichel Davis and the internal creative unit, the series granted fans an all-access look at preparations for 2021.

UP FOR BREAKFAST

- UC will play four-straight day games to open the season, after playing six of 10 in sunlight a year ago.
- UC played 24-consecutive afternoon games between 1999 and 2001.

TAKE ME TO HIGHER GROUND

- For the past 22 years, the UC football has called the Higher Ground Conference and Retreat Center in West Harrison, Ind., its preseason training home.
- The 280-acre facility is located about 30 miles from campus and has served as the Bearcats training camp location since the lead up to the 1999 season.
- Higher Ground has two 100-yard turf practice fields, including a new surface installed in 2017, ample living and meeting spaces and no distractions from football.

BACK IN BLACK

- UC has won 17 straight games in black jerseys, dating back to a 22-21 win over UConn on Nov. 25, 2017.
- UC has also won three consecutive Friday-night games.

DEMON IN PROFILE

- TE Josh Whyte is UC's leading receiver on the year with 25 receptions for 318 yards and five TDs
- He made his first career start against Memphis and had four receptions for 36 yards on five targets.
- Pro Football Focus named him a Third-Team All-America selection and he also snaged PFF All-AAC honors along with Second-Team All-AAC accolades from the coaches.

UNDER PRESSURE

- K Cole Smith connected on a 34-yard field goal in the final seconds vs. Tulsa to clinch the AAC Championship.
- UC last won a game on a final second field goal was on Nov. 16, 2019 when Sam Crosa kicked a 37-yard field goal to give Cincinnati a 20-17 lead over USF.
- Smith sent the 2018 SMU game into overtime with a 41-yard kick at the gun which he made three times after the Mustangs used timeouts to freeze the kicker twice.

FAIRLY LOCAL

- Head Coach Luke Fickell picked up win No. 35 at Cincinnati with the victory vs. Tulsa. He is third on UC's all-time coaching chart and just outside of the top five in games coached (48) and winning percentage (.729).

SPEED OF SOUND

- KR Tre Tucker had a 97-yard KOR TD in the third quarter vs. USF, a career-long return for Tucker, his first career KOR score, the seventh-longest play in school history and UC's first kick return TD since Ralph David Abernathy IV vs. Vanderbilt in the 2011 Liberty Bowl.

THERE'S NO PLACE LIKE HOME

- UC is one of four FBS teams to go undefeated at home the last two seasons (Ohio State, Clemson, Notre Dame).

A SALUTE TO THE LETTER ZERO

- RB Charles McClelland became the first player in school history to wear the No. 0 in a game.
- McClelland switched numbers after tearing his left ACL in preseason camp leading up to the 2019 season.
- He tore his right ACL at SMU and missed the rest of 2020.
- LB Darrian Beavers joins him in 0 this season.

DON'T CALL IT A COMEBACK

- UC has put together 15 comeback wins under Head Coach Luke Fickell, most recently at UCF.
- UC trailed 14-3 early in the second quarter before scoring 16 points to lead 19-6 at the half and were down 25-22 at the end of the third quarter before winning 36-33.
- UC had 2019 comeback wins over USF (10), ECU (12), then No. 18 UCF (6) and Miami (OH) (10).
- UC put together six come-from-behind wins in 2018, earning victories after facing deficits at UCLA (10), vs. Ohio (21), vs. Tulane (4), at SMU (2), USF (6) and vs. Virginia Tech in the Military Bowl (3).

COMEBACK WINS UNDER FICKELL

DATE	OPPONENT	DEFICIT	FINAL
11/21/20	@ UCF	11	W, 36-33
09/26/20	22 ARMY	7	W, 24-10
11/16/19	@ USF	10	W, 20-17
11/02/19	@ ECU	12	W, 46-43
10/04/19	18 UCF	6	W, 27-24
09/14/19	MIAMI (OH)	10	W, 35-13
12/31/18	vs. Virginia Tech	3	W, 35-31
11/10/18	USF	6	W, 35-23
10/27/18	@ SMU	2	W, 26-20
10/06/18	TULANE	4	W, 37-21
09/22/18	OHIO	21	W, 34-30
09/01/18	@ UCLA	10	W, 26-17
11/25/17	UCONN	7	W, 22-21
11/04/17	@ Tulane	3	W, 17-16
09/16/17	@ Miami (OH)	11	W, 21-17

IF YOU BUILD IT, THEY WILL COME

- UC is bucking a nationwide trend, recently reporting a fall 2020 count of 46,798 students, its eighth-straight increase.

YEAR ENROLLMENT

YEAR	ENROLLMENT
2020	46,798
2019	46,388
2018	45,949
2017	44,783
2016	44,338
2015	44,251
2014	43,691
2013	42,656

LIGHT UP THE SKY

- UC is a crafty veteran in stadium lighting, first starting in 1909 out of sheer necessity, as the large number of co-op students on the team could only practice after dark.
- As technology improved, UC's electrical engineering co-ops designed a lighting system which allowed UC to host one of the first night football games in the U.S. and the first in the Midwest on Sept. 29, 1923, opening the season at night with a 17-0 win over Kentucky Wesleyan.

CHEER CINCINNATI

- UC serves as an economic powerhouse for the Queen City, with more than 15,000 employees, 46,000 students, 300,000 living alumni and countless Bearcats fans.
- Among the state's five counties in southwestern Ohio, UC generates a whopping \$3.3 billion annual impact.
- UC is the 18th-oldest public institution in the United States and traces its origins to the founding of the Medical College of Ohio and Cincinnati College in 1819.

FOOTBALL HISTORY

**HISTORICALLY SPEAKING**

The University of Cincinnati football program dates to 1885 and ranks as one of the 10 oldest in major college football and holds an all-time mark of 637-593-50 entering its 133rd season. UC has won a conference championship six times in the last decade while playing in the postseason in 12 of the last 15 years. UC played in the American Athletic Conference title game for the first time in 2019 and won the championship game in a 2020 return trip. The Bearcats have tallied 121 wins since 2007, ranking among the Top-15 teams in the NCAA FBS. In 2010, UC reached as high as No. 3 in all three major polls (Associated Press, USA Today, Bowl Championship Series).

A TOWER OF STRENGTH

UC's football program is one of the nation's oldest — only Rutgers (1869), Michigan (1879), Navy (1880), and Minnesota (1883), among NCAA Football Bowl Subdivision institutions, predate Cincinnati, which began the sport in 1885.

THE ROCK OF TRUTH

UC has been involved in several historic college football milestones starting with Dec. 8, 1888. That day, the Bearcats and Miami (Ohio) University engaged in the first college football game played in the state of Ohio, launching a rivalry that is tied for the oldest in the game among major universities — North Carolina vs. Wake Forest began playing that same year. The Battle for the Victory Bell is the fifth-most played rivalry series in college football.

ALWAYS ON THE SIDE OF INNOVATION

A few years later in 1897, UC received an invitation to visit New Orleans to play a football game as a reward for a successful season, a precursor to the current postseason football bowl games.

BOWL-CATS

Cincinnati has been to 16 bowl games over the last 20 seasons and 20 in the program's 133 seasons. UC played in the first Bowl Championship Series, now New Year's Six, game in school history, taking on Virginia Tech in the 75th FedEx Orange Bowl on Jan. 1, 2009. The Bearcats returned to the New Year's Six in the Chick-fil-A Peach Bowl on Jan. 1, 2021 in Atlanta.

WE ENGINEER BETTER

In the 1930s, a UC football player wore a device with his helmet to protect his broken nose. The device was a forerunner of the now standard face mask. The first soccer-style place kick was also attempted by a Bearcat, Hank Hartong, in the early 1960s.

THE CHART TOPPERS

In 1968, the Bearcats were the nation's top passing team with quarterback Greg Cook leading the NCAA in total offense, while receiver/kicker Jim O'Brien captured the national scoring title. A year later, Cook earned Rookie of the Year honors as a Cincinnati Bengal, and two years later, O'Brien kicked the game-winning field goal for the Baltimore Colts in Super Bowl V.

ALL-AMERICA TRADITION

Forty-five Bearcats have earned All-America recognition. Mike Woods garnered first-team honors in 1977, earning him an appearance on Bob Hope's television special. Punter Kevin Huber became the first two-time First-Team Associated Press all-American in UC history when he earned the honor in 2007 and 2008.

"THE TOE"

Jonathan Ruffin received the Lou Groza Award as the nation's top kicker in 2000 after booting a record 26 field goals. He was presented the award by ESPN's Chris Fowler. Ruffin was also a consensus all-American that year.

OUR CRADLE OF COACHES

Coaching luminaries have patrolled the sidelines at Cincinnati. College Football Hall of Fame coach Frank Cavanaugh began his 24-season career at UC. Sid Gillman, a member of the College and NFL Halls of Fame, was the architect of one of the top eras of Cincinnati football history. He directed the Bearcats to three conference titles and a pair of bowl game appearances during his six seasons (1949-54) before leaving for the professional ranks. Cincinnati, with Gillman developing the passing offenses which would make him successful in the pro ranks, became known for its aerial attack in the early 1950s. That notoriety continued long after his departure. Current Head Coach Luke Fickell enters his fourth year with the program.

THE NEXT LEVEL

With more than 100 players advancing into the professional ranks and 12 earning Super Bowl wins, 45 earning all-America honors, and 11 garnering academic all-America recognition, Cincinnati football has clearly made an important impact on college football with its long history of accomplishments.

TROPHY GAMES

The Bearcats are involved in three trophy games. UC's annual clash with the Miami RedHawks is tied for the third-most-played series in college football history and the second-longest active rivalry in the FBS. The winner of the yearly fall battle claims the Victory Bell. The winner of the UC-Louisville contest takes home the Keg of Nails, while the winner of the UC-Pittsburgh game stakes claim to the River City Rivalry Trophy. UC currently holds two of the three trophies.

UPSET CATS

Cincinnati has been dangerous to top teams over the years, knocking off the likes of No. 8 Wisconsin, 17-12, at home in 1999, upending defending national champion Penn State in 1983 14-3 on the road, and dominating Virginia Tech, 16-0, in 1995 while allowing just 41 yards of offense. However, possibly the biggest upset in UC history came in 2006 as the Bearcats beat its highest-ranked opponent in Nippert Stadium history, blowing away then-No. 7 Rutgers, 30-11.

CHAMPIONSHIP FOOTBALL

With 121 wins since the 2007 season, the Bearcats have become relevant on the national stage once again. Between 2008-12, UC became the only FBS AQ school to earn four conference championships in five seasons. The 2008 BIG EAST Conference Championship was the school's first since 1956. UC finished with a school-record 12 wins in 2009 and finished No. 3 in the Bowl Championship Series standings. The 2008 and 2009 squads made the first two BCS appearances in school history, playing in the Orange and Sugar Bowls, respectively. The Bearcats added BIG EAST titles in 2011 and 2012 along with their first American Athletic Conference title in 2014. UC made a school-record five-straight bowl appearances between 2011-15, playing in the Liberty, Belk - twice, Military and Hawai'i bowls. The 2020 season saw UC return to the Top-10 in all three national polls, AP, USA Today and College Football Playoff, for the first time since 2009, including UC's highest CFP ranking, No. 7 on Nov. 22 and 28, 2020.

POLLING DATA

WEEK	AP	COACHES	CFP
Preseason	8	10	-
Sept. 5			-
Sept. 12			-
Sept. 19			-
Sept. 26			-
Oct. 3			-
Oct. 10			-
Oct. 17			-
Oct. 24			-
Oct. 31			[11/2]
Nov. 7			[11/9]
Nov. 14			[11/16]
Nov. 21			[11/23]
Nov. 28			[11/30]
Dec. 5			

FINAL

VOICE YOUR CHOICE

AP	USA TODAY	CFP
1. Alabama	1. Alabama	
2. Oklahoma	2. Clemson	
3. Clemson	3. Oklahoma	
4. Ohio State	4. Ohio State	
5. Georgia	5. Georgia	
6. Texas A&M	6. Texas A&M	
7. Iowa State	7. Notre Dame	
8. Cincinnati	8. Iowa State	
9. Notre Dame	9. North Carolina	
10. North Carolina	10. Cincinnati	
11. Oregon	11. Florida	
12. Wisconsin	12. Oregon	
13. Florida	13. LSU	
14. Miami	14. USC	
15. USC	15. Wisconsin	
16. LSU	16. Miami	
17. Indiana	17. Indiana	
18. Iowa	18. Iowa	
19. Penn State	19. Texas	
20. Washington	20. Penn State	
21. Texas	21. Washington	
22. Coastal Carolina	22. Oklahoma State	
23. Louisiana	23. Louisiana	
24. Utah	24. Coastal Carolina	
25. Arizona State	25. Ole Miss	

NIPPERT STADIUM TOP-10 CROWDS

ATT	OPPONENT	DATE	RESULT
40,140	UConn	10/24/15	W, 37-13*
40,121	UCF	10/04/19	W, 27-24*
40,101	Miami (Fla.)	10/01/15	W, 34-23*
40,015	Houston	09/15/16	L, 40-16*
39,095	Alabama A&M	09/05/15	W, 52-10
38,919	UConn	11/09/19	W, 48-3
38,112	Miami (OH)	09/24/16	W, 27-20
38,112	Temple	09/12/15	L, 34-26
38,032	UCLA	08/29/19	W, 24-14
36,318	Navy	11/03/17	W, 42-0

*-Sellouts

NIPPERT STADIUM



CARSON FIELD AT NIPPERT STADIUM HAS BEEN THE VENERABLE HOME OF THE UNIVERSITY OF CINCINNATI FOOTBALL TEAM SINCE 1901 AND PROVIDES A PHENOMENAL HOME-FIELD ENVIRONMENT.

A MODERN CLASSIC

- The third-oldest NCAA FBS stadium entered a new era in 2015 following the completion of a 20-month, \$86-million, privately funded renovation and expansion project.
- The post-renovation season in 2015 coincided with the 100th anniversary of the original 1915 construction.
- UC has used the Nippert site as a playing field since 1901, making it the second-oldest playing site in the nation for college football behind Penn's Franklin Field (1895).
- Among NCAA FBS schools, Nippert is the third-oldest stadium still in use, behind Bobby Dodd Stadium (Georgia Tech - 1913), Davis Wade Stadium (Mississippi State - 1914) and ahead of Ole Miss' Vaught-Hemingway Stadium (1915) and Wisconsin's Camp Randall Stadium (1917).
- Through numerous renovations, the structure situated in the middle of the Clifton campus has retained its early-century brickwork, wrought-iron gates, and trim giving Nippert a comfortable old-time stadium charm and appeal, while remaining a classic showplace for college football.

FOR THE FANS

- Both concourses were renovated and widened and now feature nearly 75 permanent point-of-sale concession locations are available on game days.
- Concession stands feature the usual stadium staples along with offerings from premium local vendors, including Frisch's, Montgomery Inn and Skyline Chili.
- Enhancements were added in 2019, including: new tailgating spots, social gathering spaces, fans-first pricing and a season-long DJ for in-game entertainment.

THE WEST PAVILION

- The most striking changes sit five stories above the west concourse. At 105,000 square feet and 130 yards long, the West Pavilion rises out of the stadium concourse in glass and angles which contain a host of new premium seating along with state-of-the-art press facilities.
- The curvature of the facility matches that of Herschede-Shank Pavilion on the east side of the stadium and contains four levels; the Margaret & Michael Valentine press and suite level, suite level, scholarship club level, and patio suites mezzanine level.
- UC went from having nearly no premium seating options to the addition of 1,100 scholarship club seats and 53 indoor and outdoor suites of varying sizes. A skywalk connects Tangeman University Center to the West Pavilion with premium area customers able to access the facility on gameday from the other side of campus.

HISTORICALLY SPEAKING

- The 2015 project was the latest in a series of enhancements that began in 1916 when the stadium was completed, section-by-section, as funds were raised.
- The Cincinnati Bengals played at Nippert from 1968-69 and MLS' FC Cincinnati currently calls Nippert home.
- Nippert has served as a venue for numerous concerts and events, including speeches by US Presidents, Franklin D. Roosevelt (1936) and Barack Obama (2008).
- USA Today named it the best home-field venue in the former BIG EAST Conference and ESPN's Scott Van Pelt cited Nippert as a "one of the gems of college football".

WHAT'S IN A NAME?



During the season-ending clash with rival Miami (OH) in 1923, Jimmy Nippert sustained a spike wound injury and died a month later from blood poisoning.

His grandfather, James N. Gamble of Procter and Gamble, provided the funds needed to complete the horseshoe-shaped structure, and the James Gamble Nippert Memorial Stadium was dedicated on Nov. 8, 1924.

The stadium's founder was Arch Carson, who as captain and principal organizer played a significant role in starting football on the UC campus in 1885. In 1901 as physical director of the university, Carson guided the construction of the field which was later named for him -- the playing surface is still called Carson Field.

2021 CINCINNATI FOOTBALL

ALPHABETICAL ROSTER

#	NAME	POS.	HT.	WT.	CL.	EX.	HOMETOWN/HS/LAST SCHOOL
36	Will Adams ^	S	6-0	195	Jr.	1L	Cincinnati, Ohio / Mason
11	Sammy Anderson Jr.	CB	6-0	180	So.	HS	Dayton, Ohio / Trotwood-Madison
91	Alex Bales ^	K	5-10	177	So.	SQ	Westfield, Ind. / Westfield
0	Darrian Beavers	LB	6-4	255	Gr.	2L	Cincinnati, Ohio / Colerain / UConn
17	Marquez Bell *	WR	6-1	180	Fr.	RS	Lake City, Fla. / Columbia
57	Ben Blevins ^ *	OL	6-2	270	Fr.	RS	Cincinnati, Ohio / La Salle
40	Leroy Bowers	SLB	6-1	213	Fr.	HS	Cincinnati, Ohio / Princeton
18	Jowon Briggs	OL	6-1	297	So.	TR	Cincinnati, Ohio / Walnut Hills / Virginia
92	Curtis Brooks	OL	6-2	285	Gr.	4L	Danville, Va. / George Washington
94	Chase Brown ^	OL	6-1	215	Jr.	SQ	Cleveland, Ohio / NDCL
99	Marcus Brown	DT	6-2	297	Gr.	4L	Naples, Fla. / Lely
50	Jackson Brusciannelli ^	LB	5-11	245	So.	SQ	Chicago, Ill. / Montini Catholic
7	Coby Bryant	CB	6-1	198	Gr.	4L	Cleveland, Ohio / Glenville
14	Todd Bumphis	CB	6-0	188	Fr.	RS	Toledo, Ohio / St. Francis De Sales
64	Jake Burns ^	OL	6-2	308	So.	RS	Akron, Ohio / Hoban
39	Bryce Burton ^	K	5-10	210	So.	SQ	Cincinnati, Ohio / Princeton
9	Arquon Bush	CB	6-0	190	Jr.	3L	Cleveland, Ohio / Euclid
32	James Camden ^	S	6-1	205	Fr.	RS	Cincinnati, Ohio / Anderson
86	Jack Campbell ^	TE	6-4	222	So.	SQ	Bellbrook, Ohio / Bellbrook
78	Luke Collinsworth	OL	6-6	316	Fr.	HS	Cincinnati, Ohio / East Central
6	Bryan Cook	S	6-1	210	Sr.	2L	Cincinnati, Ohio / Mount Healthy / Howard
74	Jeremy Cooper	OL	6-4	315	Jr.	2L	Chicago, Ill. / Mount Carmel
58	Dontay Corleone	OL	6-2	335	Fr.	HS	Cincinnati, Ohio / Colerain
8	Isiah Cox	S	6-2	192	Fr.	HS	Alcoa, Tenn. / Alcoa
82	Noah Davis ^	TE	6-4	244	Gr.	SQ	Cincinnati, Ohio / St. Xavier / Michigan State
49	Jack Dingle	LB	6-4	230	Fr.	HS	Louisville, Ky. / Trinity
29	Jacob Dingle	S	5-11	195	Jr.	2L	Louisville, Ky. / Trinity
23	Drew Donley	WR	6-2	173	Fr.	HS	Frisco, Texas / Lebanon Trail
41	Joel Dublanko	LB	6-3	240	Gr.	4L	Aberdeen, Wash. / IMG Academy
45	Barak Faulk ^	OL	6-3	241	Fr.	RS	Cincinnati, Ohio / Mason
66	Landon Fickell	OL	6-4	290	Fr.	HS	Cincinnati, Ohio / Moeller
14	Wyatt Fischer ^	WR	6-0	202	Jr.	2L	Mount Orab, Ohio / Western Brown
31	Mason Fletcher	P	6-7	202	Fr.	HS	Melbourne, Australia / ProKick
24	Jerome Ford	RB	5-11	215	Jr.	1L	Tampa, Fla. / Armwood / Alabama
1	Ahmad Gardner	CB	6-3	200	Jr.	2L	Detroit, Mich. / Martin Luther King
52	AJ George ^	OL	6-6	292	Fr.	HS	Byesville, Ohio / Meadowbrook
53	Gavin Gerhardt	OL	6-4	305	Fr.	RS	Xenia, Ohio / Xenia
55	Mao Glynn II	OL	6-3	275	Fr.	HS	Cincinnati, Ohio / Walnut Hills
54	Nick Grace ^	OL	6-5	257	Fr.	HS	Naperville, Ill. / North
70	Joey Groeber ^	OL	6-3	330	Jr.	SQ	Williamsburg, Ohio / Clermont NE / CCU
25	Jack Haglage ^	LB	6-2	220	Fr.	TR	Mason, Ohio / Mason / Naval Academy
4	Justin Harris	CB	6-0	190	Jr.	2L	Dayton, Ohio / Wayne
3	Ja'von Hicks	S	6-2	205	Sr.	3L	Cincinnati, Ohio / Colerain
37	Devin Hightower ^	LB	5-11	220	Fr.	TR	Twinsburg, Ohio / Hoban / Michigan State
13	Jacob Hoying ^	QB	6-2	202	Fr.	HS	Columbus, Ohio / Bishop Watterson
60	Joe Huber ^	OL	6-5	305	Fr.	RS	Dublin, Ohio / Jerome
2	Wilson Huber	LB	6-4	242	Sr.	3L	Indianapolis, Ind. / Franklin Central
19	Brody Ingle	LB	6-0	225	Jr.	2L	Cincinnati, Ohio / La Salle
30	Rob Jackson	OL	6-5	285	Fr.	HS	Philadelphia, Pa. / Archbishop Wood
12	Iesa Jarmon	CB	6-0	175	Fr.	HS	Cincinnati, Ohio / La Salle
73	CJ Johnson ^	OL	6-1	295	Jr.	SQ	Grand Rapids, Ohio / Liberty Center / Siena
23	Daved Jones Jr.	LB	6-1	225	So.	1L	Cincinnati, Ohio / Lakota West
69	Cam Jones	OL	6-8	325	So.	1L	Knott County, Ky. / Fredrick Douglass
5	Jordan Jones	WR	6-2	190	Gr.	1L	Smackover, Ark. / Smackover / Arkansas
16	Cameron Junior	LB	6-1	211	Fr.	HS	Middletown, Ohio / Middletown
98	Mychal Keys ^	OL	6-4	246	Jr.	SQ	Columbus, Ohio / Marion-Franklin
31	Casey Kirk ^	CB	5-10	190	Sr.	1L	Dublin, Ohio / Coffman
29	Ashton Koller ^	WR	6-1	195	Fr.	RS	Landen, Ohio / Kings
30	Michael Kopaygorodsky ^	RB	6-0	215	Sr.	2L	Mason, Ohio / Mason
65	Cody Lamb	OL	6-4	285	Sr.	2L	Miamisburg, Ohio / Miamisburg
47	Nate Lawler	TE	6-4	222	Jr.	2L	Dresden, Ohio / Tri-Valley
33	Zeiqui Lawton	OL	6-3	266	Fr.	HS	Charleston, W.Va. / South Charleston
16	Brady Lichtenberg	QB	6-1	198	Fr.	HS	Toledo, Ohio / Saint Johns Jesuit
27	Norman Love	WR	6-0	200	Fr.	RS	Lake Wales, Fla. / Lake Wales

#	NAME	POS.	HT.	WT.	CL.	EX.	HOMETOWN/HS/LAST SCHOOL
90	Christian Lowery ^	K	5-11	168	Fr.	HS	Acworth, Ga. / Harrison
43	Jonah Lytle ^	CB	5-11	165	Fr.	HS	Canton, Ohio / McKinley
91	Miles Manigault ^	DL	6-2	280	Sr.	SQ	Cincinnati, Ohio / Moeller / ETSU
87	Joey McBee ^	TE	6-2	245	Fr.	HS	Morgantown, W.Va. / University
0	Charles McClelland	RB	5-11	193	Jr.	2L	Homerville, Ga. / Clinch County
77	Vincent McConnell	OL	6-5	300	Sr.	3L	Massillon, Ohio / Washington
22	De'Arre McDonald	S	6-1	205	Fr.	RS	Murfreesboro, Tenn. / Oakland
76	Marcelo Mendiola	OL	6-3	330	So.	SQ	Chicago, Ill. / Mount Carmel
18	Chamon Metayer	TE	6-5	252	Fr.	HS	Miami, Fla. / North Miami
51	Lorenz Metz	OL	6-9	326	Jr.	2L	Neuötting, Germany / Kirchdorf Wildcats
15	Nate Meyer ^	WR	6-1	205	So.	SQ	Dublin, Ohio / Bishop Watterson
89	Sterling Miles	DL	6-5	220	Fr.	RS	West Bloomfield, Mich. / West Bloomfield
87	Jalen Monrrow	DL	6-4	250	Fr.	HS	Lafayette, Ind. / Jefferson-Lafayette
26	Myles Montgomery	RB	5-11	200	Fr.	HS	Jacksonville, Fla. / Fletcher
22	Ryan Montgomery	RB	5-10	205	Jr.	2L	Franklin, Ohio / Franklin
57	Ryan Mullaney ^	DL	6-1	242	So.	SQ	Cincinnati, Ohio / Moeller
85	Triston O'Brien ^	LS	6-3	200	Fr.	HS	Jefferson, Ohio / NDCL
50	Dylan O'Quinn	OL	6-4	305	Jr.	2L	Toledo, Ohio / La Salle
20	Deshawn Pace	LB	6-2	218	So.	1L	Cincinnati, Ohio / Colerain
19	Will Pauling	WR	5-10	180	Fr.	HS	Chicago, Ill. / Homewood-Flossmoor
96	Dominique Perry	DL	6-2	288	Fr.	RS	Germantown, Md. / Northwest
10	Jack Perry ^	QB	6-0	201	Jr.	SQ	Mountain View, Calif. / St. Francis / St. Mateo
96	Cayson Pfeiffer ^	LS	6-0	215	So.	1L	Columbus, Ohio / Dublin Scioto
97	Eric Phillips	DL	6-3	265	So.	1L	Cincinnati, Ohio / Colerain
12	Alec Pierce	WR	6-3	213	Sr.	3L	Glen Ellyn, Ill. / Glenbard West
3	Evan Prater	QB	6-4	200	Fr.	RS	Cincinnati, Ohio / Wyoming
26	Malik Rainey	CB	5-11	180	Fr.	HS	Chicago, Ill. / Bolingbrook
56	Jake Renfro	OL	6-3	310	So.	1L	Mokena, Ill. / Providence Catholic
9	Desmond Ridder	QB	6-4	215	Sr.	3L	Louisville, Ky. / St. Xavier
35	Ryan Royer	LB	5-11	218	Sr.	3L	Hilliard, Ohio / Davidson
54	Izaiah Ruffin	DL	6-6	245	So.	SQ	Oak Park, Ill. / Oak Park River Forest
21	Myjai Sanders	DL	6-5	250	Sr.	3L	Jacksonville, Fla. / Camden County
34	Caleb Schmitz	TE	6-3	218	Fr.	HS	Lancaster, Pa. / Warwick
80	Chris Scott	WR	6-2	190	Fr.	RS	Columbus, Ohio / Pickerington North
21	Tyler Scott	WR	5-11	177	So.	1L	Norton, Ohio / Norton
36	Lewis Shepherd ^	RB	6-0	195	So.	TR	Elgin, Okla. / Elgin / NE Oklahoma
5	Jaquan Sheppard	S	6-2	200	Jr.	2L	Zephyrhills, Fla. / Zephyrhills
88	Payten Singletary	TE	6-4	230	Fr.	RS	Thomasville, Ga. / Thomasville
27	Armorian Smith	S	6-1	197	Fr.	HS	Detroit, Mich. / River Rouge
83	Blue Smith	WR	6-5	215	Jr.	SQ	Huber Hts. Ohio / Wayne / Ohio State
17	Cole Smith	K	5-11	193	Sr.	2L	Middletown, Ohio / Middletown
67	Jaxon Smith ^	OL	6-3	292	Fr.	RS	Maineville, Ohio / Kings
90	Jabari Taylor	DL	6-1	280	Sr.	3L	Akron, Ohio / Hoban
11	Leonard Taylor	TE	6-5	250	Sr.	3L	Springfield, Ohio / Springfield
24	Jaheim Thomas	LB	6-4	235	Fr.	RS	Cincinnati, Ohio / Princeton
85	Jaiir Thomas ^	WR	6-4	182	So.	SQ	Cincinnati, Ohio / Winton Woods
25	Shaun Thomas ^	RB	6-0	188	Fr.	HS	Lima, Ohio / Central Catholic
20	Jadon Thompson	WR	6-2	185	So.	1L	Chicago, Ill. / Naperville Central
10	Bryon Threats	S	5-10	195	Fr.	HS	Dublin, Ohio / Coffman
7	Tre Tucker	WR	5-9	175	Jr.	2L	Akron, Ohio / CVCA
72	James Tunstall	OL	6-5	311	Jr.	TR	Indian Head, Md. / Lackey / Stony Brook
13	Ty Van Fossen	LB	6-2	220	Jr.	2L	Croton, Ohio / St. Francis De Sales
42	Malik Vann	DL	6-4	275	Sr.	3L	Cincinnati, Ohio / Fairfield
15	Taj Ward	CB	6-0	197	Jr.	2L	Solon, Ohio / Solon
81	Josh Whyte	TE	6-6	255	Jr.	2L	Cincinnati, Ohio / La Salle
44	Jah-Mal Williams	DL	6-4	213	Fr.	HS	Carver Ranches, Fla. / Cardinal Gibbons
75	John Williams	OL	6-5	310	Fr.	RS	Bolingbrook, Ill. / Bolingbrook
34	Justin Wodtly	DL	6-3	282	Fr.	RS	Cleveland, Ohio / Cleveland Hts.
71	Colin Woodside	OL	6-5	313	Jr.	1L	Lancaster, Ohio / Fairfield Union
4	Ethan Wright	RB	6-1	198	So.	1L	Akron, Ohio / Manchester
8	Michael Young Jr.	WR	5-10	195	Gr.	1L	Saint Rose, La. / Destrehan / Notre Dame
35	Brady Young ^	P	6-3	208	Fr.	HS	Perrysburg, Ohio / Perrysburg

^ - Walk-On; * - Has utilized redshirt year.

PRONUNCIATIONS

Marquez Bell.....mar-kez
Jowon Briggs.....jo-wan
Jackson Brusciannelli.....brew-sha-nell-ee
Joel Dublanko.....do-BLANK-o
Mao Glynn II.....mah-oh

Ja'Von Hicks.....jay-von
Daved Jones Jr.....day-vid
Michael Kopaygorodsky.....co-pay-guh-rod-ski
Zeiqui Lawton.....zah-kee
De'Arre McDonald.....dee-ah-ray

Chamon Metayer.....sha-mon muh-tay-err
Myjai Sanders.....my-jay
Armorian Smith.....oh-more-eee-on
Jaiir Thomas.....jie-air
Malik Vann.....muh-leek

OFFENSE

LT	75	John Williams	6-5	310	r-Fr.
-or-	72	James Tunstall	6-5	311	Jr.
LG	74	Jeremy Cooper	6-4	315	Jr.
	71	Colin Woodside	6-5	313	Jr.
	65	Cody Lamb	6-4	285	Sr.
C	56	Jake Renfro	6-3	310	So.
	53	Gavin Gerhardt	6-4	305	r-Fr.
RG	77	Vincent McConnell	6-5	300	Sr.
	51	Lorenz Metz	6-9	326	Jr.
RT	50	Dylan O'Quinn	6-4	305	Jr.
	69	Cam Jones	6-8	325	So.
TE	81	Josh Whyte	6-6	255	Jr.
-or-	11	Leonard Taylor	6-5	250	Sr.
WR	12	Alec Pierce	6-3	213	Sr.
	5	Jordan Jones	6-2	190	Gr.
	83	Blue Smith	6-5	215	Jr.
WR	21	Tyler Scott	5-11	177	So.
	20	Jadon Thompson	6-2	185	So.
	80	Chris Scott	6-2	190	r-Fr.
WR	8	Michael Young Jr.	5-10	195	Gr.
	7	Tre Tucker	5-9	175	Jr.
	19	Will Pauling	5-10	180	Fr.
QB	9	Desmond Ridder	6-4	215	Sr.
	3	Evan Prater	6-4	200	r-Fr.
RB	24	Jerome Ford	5-11	215	Jr.
	0	Charles McClelland	5-11	193	Jr.
-or-	22	Ryan Montgomery	5-10	205	Jr.
-or-	4	Ethan Wright	6-1	198	So.

DEFENSE

DE	21	Myjai Sanders	6-5	250	Sr.
	90	Jabari Taylor	6-1	280	Sr.
DT	92	Curtis Brooks	6-2	285	Gr.
	99	Marcus Brown	6-2	297	Gr.
	97	Eric Phillips	6-3	265	So.
DE	42	Malik Vann	6-4	275	Sr.
	18	Jowon Briggs	6-1	297	So.
WLB	0	Darrian Beavers	6-4	255	Gr.
	24	Jaheim Thomas	6-4	235	r-Fr.
	23	Daved Jones Jr.	6-1	225	So.
MLB	41	Joel Dublanko	6-3	240	Gr.
	2	Wilson Huber	6-4	242	Sr.
SLB	13	Ty Van Fossen	6-2	220	Jr.
	20	Deshawn Pace	6-2	218	So.
CB	1	Ahmad Gardner	6-3	200	Jr.
	5	Jaquan Sheppard	6-2	200	Jr.
S	6	Bryan Cook	6-1	210	Sr.
	29	Jacob Dingle	5-11	195	Jr.
S	3	Ja'von Hicks	6-2	205	Sr.
	36	Will Adams	6-0	195	Jr.
CB	7	Coby Bryant	6-1	198	Gr.
	14	Todd Bumphis	6-0	188	r-Fr.
N	9	Arquon Bush	6-0	190	Jr.
	15	Taj Ward	6-0	197	Jr.

SPECIAL TEAMS

LS	96	Cayson Pfeiffer	6-0	215	So.
	85	Triston O'Brien	6-3	200	Fr.
H	39	Bryce Burton	5-10	210	So.
	31	Mason Fletcher	6-7	202	Fr.
K	17	Cole Smith	5-11	193	Sr.
	91	Alex Bales	5-10	177	So.
P	31	Mason Fletcher	6-7	202	Fr.
	91	Alex Bales	5-10	177	So.
PR	22	Ryan Montgomery	5-10	205	Jr.
	8	Michael Young Jr.	5-10	195	Gr.
KR	7	Tre Tucker	5-9	175	Jr.
	21	Tyler Scott	5-11	177	So.

^ - Walk-On

NUMERICAL ROSTER

0	Darrian Beavers	LB	14	Wyatt Fischer ^	WR	27	Norman Love	WR	49	Jack Dingle	LB	76	Marcelo Mendiola	OL
0	Charles McClelland	RB	15	Nate Meyer ^	WR	27	Armorial Smith	S	50	Jackson Brusciannelli ^	LB	77	Vincent McConnell	OL
1	Ahmad Gardner	CB	15	Taj Ward	CB	29	Jacob Dingle	S	50	Dylan O'Quinn	OL	78	Luke Collinsworth	OL
2	Wilson Huber	LB	16	Cameron Junior	LB	29	Ashton Koller ^	WR	51	Lorenz Metz	OL	80	Chris Scott	WR
3	Ja'von Hicks	S	16	Brady Lichtenberg	QB	30	Rob Jackson	DL	52	AJ George ^	OL	81	Josh Whyte	TE
3	Evan Prater	QB	17	Marquez Bell	WR	30	Michael Kopaygorodsky ^	RB	53	Gavin Gerhardt	OL	82	Noah Davis ^	TE
4	Justin Harris	CB	17	Cole Smith	K	31	Mason Fletcher	P	54	Nick Grace ^	OL	83	Blue Smith	WR
4	Ethan Wright	RB	18	Jowon Briggs	DL	31	Casey Kirk ^	CB	54	Izaiah Ruffin	DL	85	Triston O'Brien ^	LS
5	Jordan Jones	WR	18	Chamon Metayer	TE	32	James Camden ^	S	55	Mao Glynn II	OL	85	Jair Thomas ^	WR
5	Jaquan Sheppard	S	19	Brody Ingle	LB	33	Zeiqui Lawton	DL	56	Jake Renfro	OL	86	Jack Campbell ^	TE
6	Bryan Cook	S	19	Will Pauling	WR	34	Caleb Schmitz	TE	57	Ben Blevins ^	OL	87	Joey McBee ^	TE
7	Coby Bryant	CB	20	Deshawn Pace	LB	34	Justin Wodtly	DL	57	Ryan Mullaney ^	DL	87	Jalen Monrrow	DL
7	Tre Tucker	WR	20	Jadon Thompson	WR	35	Ryan Royer ^	LB	58	Dontay Corleone	DL	88	Payten Singletary	TE
8	Isiah Cox	S	21	Myjai Sanders	DL	35	Brady Young ^	P	60	Joe Huber ^	OL	89	Sterling Miles	DL
8	Michael Young Jr.	WR	21	Tyler Scott	WR	36	Will Adams ^	S	64	Jake Burns ^	OL	90	Christian Lowery ^	K
9	Arquon Bush	CB	22	De'Arre McDonald	S	36	Lewis Shepherd ^	RB	65	Cody Lamb	OL	90	Jabari Taylor	DL
9	Desmond Ridder	QB	22	Ryan Montgomery	RB	37	Devin Hightower ^	LB	66	Landon Fickell	OL	91	Alex Bales ^	K
10	Jack Perry ^	QB	23	Drew Donley	WR	39	Bryce Burton ^	K	67	Jaxon Smith ^	OL	91	Miles Manigault ^	DL
10	Bryon Threats	S	23	Daved Jones Jr.	LB	40	Leroy Bowers	SLB	69	Cam Jones	OL	92	Curtis Brooks	DL
11	Sammy Anderson Jr.	CB	24	Jerome Ford	RB	41	Joel Dublanko	LB	70	Joey Groeber ^	OL	94	Chase Brown ^	DL
11	Leonard Taylor	TE	24	Jaheim Thomas	LB	42	Malik Vann	DL	71	Colin Woodside	OL	96	Dominique Perry	DL
12	Alec Pierce	WR	25	Jack Haglage ^	LB	43	Jonah Lytle ^	CB	72	James Tunstall	OL	96	Cayson Pfeiffer ^	LS
13	Jacob Hoying ^	QB	25	Shaun Thomas ^	RB	44	Jah-Mal Williams	DL	73	CJ Johnson ^	OL	97	Eric Phillips	DL
13	Ty Van Fossen	LB	26	Myles Montgomery	RB	45	Barak Faulk ^	DL	74	Jeremy Cooper	OL	98	Mychal Keys ^	DL
14	Todd Bumphis	CB	26	Malik Rainey	CB	47	Nate Lawler ^	TE	75	John Williams	OL	99	Marcus Brown	DT

HEAD COACH LUKE FICKELL

The University of Cincinnati football team opened a new era in December 2016 with the hiring of Ohio native Luke Fickell, the Bearcats 42nd football head coach.

The 21-year veteran of the FBS coaching ranks took the reins of the UC program after spending 16 years at his alma mater, Ohio State. His impressive resume includes being on the staff of two national championship winning teams, seeing 14 players selected in the NFL Draft, coordinating outstanding defenses over 12 seasons as a co-coordinator or defensive coordinator, winning AAC Coach of the Year honors in 2018 and 2020 and leading the Bearcats to an AAC Championship in 2020.

Fickell, starting his fifth season at UC in 2020, has led UC to 31 wins over the last three seasons, including back-to-back 11-win campaigns in 2018 and 2019, the 2020 AAC title, an AAC East Division Championship in 2019, three-straight bowl games, including the 2021 Chick-fil-A Peach Bowl, the program's first New Year's Six game since 2009.

Fickell led one of the more remarkable turnarounds in school history in 2018, rebounding from a 4-8 inaugural campaign with the third 11-win season in school history and a win in the Military Bowl. The 2018 American Athletic Conference Coach of the Year, Fickell was a semifinalist for the George Munger Award and was tabbed for the watch lists for the Dodd Trophy and Paul "Bear" Bryant Coach of the Year awards.

Establishing his T.E.A.M. culture on the Clifton Hts. campus, standing for Together Everyone Achieves More, UC has emerged as one of the teams to watch in the American, especially on defense where the UC has led the AAC in scoring defense in 2018, 2019 and 2020.

Fickell was hired on Dec. 10, 2016 and has been a tireless advocate for the UC program, speaking at numerous events and schools to continue to build the Bearcats brand inside the State of Cincinnati, the 50-mile radius surrounding campus.

An excellent recruiter with strong Ohio, Midwest and Florida relationships, a national presence and a discerning eye for talent, Fickell has put together four-straight impactful recruiting classes at Cincinnati. He was named the American Football Coaches Association assistant coach of the year in 2010 and he was named a "top recruiter" in 2012 by both Rivals and ESPN.

The former standout football player, college graduate, NFL player, husband and father is most-noticed as a developer of talent.

His NFL Draft selections include first-round picks A.J. Hawk, Bobby Carpenter, Ryan Shazier and Darron Lee, NFL standout James Laurinaitis, along with Joshua Perry, Anthony Schlegel, Larry Grant, Marcus Freeman, Austin Spitler, Ross Homan and Brian Rolle and most recently UC players Cortez Broughton, Korey Cunningham and Josiah Deguara.

No stranger to championship-level football, Fickell was a part of nine Big Ten Conference titles (seven as a coach, two as a player), two national championship squads and 15 postseason games, including two College Football Playoff appearances.

FICKELL'S HEAD COACHING RECORD

YEAR	SCHOOL	OVERALL	CONFERENCE
2011	Ohio State	6-7	3-5 Big Ten (4th)
2017	Cincinnati	4-8	2-6 American East (4th)
2018	Cincinnati	11-2	6-2 American East (3rd)
2019	Cincinnati	11-3	7-1 American East Champs
2020	Cincinnati	9-1	6-0 AAC Champions
TOTALS	FIVE SEASONS	41-21 (.661)	24-14 (.631)



From 2005-2016, Fickell-coached defenses at Ohio State ranked among the NCAA FBS Top-40 in yards-per-play allowed, averaging a ranking of No. 17 and earning its highest rank of No. 3 in 2016.

Fickell's coaching career began at Ohio State. After spending a year on the IR list with the New Orleans Saints, he was hired in 1999 as a GA at OSU by his college coach, John Cooper.

Fickell's first full-time coaching position came in 2000 under Lee Owens at Akron, spending two years as defensive line coach. Jim Tressel brought him to Ohio State as special teams coordinator in 2002 and he also worked with the defensive front on the BCA National Championship squad. He was named linebackers coach in 2004, and added co-defensive coordinator duties to his resume in 2005.

In May of 2011 he was asked to take over an Ohio State program staggered by the loss of its head coach, the unexpected departure of a star quarterback and on the cusp of NCAA penalties, and against stacked odds, he led the Buckeyes to a bowl game. Prior to his appointment to serve as head coach, he had been promoted to assistant head coach in March 2011.

He returned to his role as defensive coordinator and LB coach in 2012. Over five seasons, coaching under UC alumnus Urban Meyer, Fickell's defensive units were a big reason OSU went 61-5 and won the 2014 CFP National Championship.

Fickell was one of the founders of the 2nd & 7 Foundation in 1999 with teammates Ryan Miller and Mike Vrabel. The foundation promotes reading by providing free books and positive role models to kids in need while encouraging young athletes of the community to pay it forward.

A native of Columbus, Ohio, Fickell is a graduate of DeSales High School, where he was a three-time, undefeated state wrestling champion. He played for the Buckeyes from 1992-96, redshirting the first year and then starting the next four seasons at nose guard. He started a then school-record 50 consecutive games between 1993 and 1996.

He graduated from Ohio State in 1997 with a degree in exercise science. Fickell and his wife Amy have six children: Landon, a freshman offensive lineman at UC, Luca, twin sons Aydon and Ashton, and twin sons Laykon and Lucian.



PERSONAL INFORMATION

Born: August 18, 1973
Hometown: Columbus, Ohio
Wife: Amy
Children: Landon, Luca, Aydon, Ashton, Laykon, Lucian
Education: Ohio State (1997, B.S.)
Year in Coaching: 21st

PLAYING CAREER

YEAR	TEAM
1992-96	Ohio State (Nose Guard)

BOWLS PLAYED IN

YEAR	SCHOOL	BOWL
1993	Ohio State	Holiday
1994	Ohio State	Citrus
1995	Ohio State	Citrus
1996	Ohio State	Rose

COACHING CAREER

YEAR	SCHOOL	POSITION
1999	Ohio State	Graduate Assistant
2000-01	Akron	Defensive Line
2002-03	Ohio State	Special Teams Coordinator
2004	Ohio State	Linebackers
2005-11	Ohio State	Co-Defensive Coord./Linebackers
2011	Ohio State	Head Coach
2012-16	Ohio State	Defensive Coord./Linebackers
2017-	Cincinnati	Head Coach

BOWLS COACHED IN

YEAR	SCHOOL	BOWL
2002	Ohio State	Fiesta
2003	Ohio State	Fiesta
2004	Ohio State	Alamo
2005	Ohio State	Fiesta
2006	Ohio State	BCS National Championship
2007	Ohio State	BCS National Championship
2008	Ohio State	Fiesta
2009	Ohio State	Rose
2010	Ohio State	Sugar
2011	Ohio State	Gator
2013	Ohio State	Orange
2014	Ohio State	CFP: Sugar (Semi)/NCG
2015	Ohio State	Fiesta
2016	Ohio State	CFP: Fiesta (Semi)
2018	Cincinnati	Military
2019	Cincinnati	Birmingham
2020	Cincinnati	Peach

**MIKE DENBROCK****OFFENSIVE COORDINATOR/TIGHT ENDS**

FIFTH SEASON • GRAND VALLEY STATE '87

- Has worked as both an OC and DC and coached every position on the offensive side of the ball in his 30+ years of coaching.
- UC has averaged 30 points per game the last three years.
- QB Desmond Ridder was the 2020 AAC Player of the Year and 2018 AAC Rookie of the Year.
- Former UC players Mike Boone, Korey Cunningham, Josiah Deguara, Gerrid Doaks, James Hudson, Devin Gray, Bruno Labelle and Michael Warren II spent time on NFL rosters.
- Denbrock and his wife Dianne have a son, Chance.

**MIKE TRESSEL****DEFENSIVE COORDINATOR/LINEBACKERS**


FOURTH SEASON • CORNELL COLLEGE '96

- Started his second stint at UC in January 2021 as DC/LB coach. Previously coached at UC from 2004-06 as special teams coordinator/linebackers coach
- Returned to the Clifton Heights campus after spending 14 seasons at Michigan State where he coached 20 All-Big Ten players, eight All-Americans and two major award winners.
- Seven of his former linebackers have gone on to play in the NFL, including former Bearcats Jamar Enzor and Tyjuan Hagler.
- He and his wife Megan have two children: Logan and Quincy.

**GINO GUIDUGLI****PASSING GAME COORDINATOR/QUARTERBACKS**

FIFTH SEASON • CINCINNATI '05

- Former UC QB has been instrumental in the development of QB Desmond Ridder, the 2020 AAC Player of the Year.
- A member of UC's Athletics HOF and a charter member of Nippert Stadium's Ring of Honor, he returned to his alma mater after spending six seasons at Central Michigan.
- Prior to joining the coaching ranks, Guidugli played professionally in the Arena and Canadian Football Leagues.
- He and his wife, Michelle, have two sons, Ryland and Ezra and a daughter, Willow.

**BRIAN MASON****SPECIAL TEAMS COORDINATOR/SNIPERS**

FIFTH SEASON • DENISON '09

- Oversees UC's special-teams unit as well as coaching the sniper position, a hybrid linebacker/safety.
- Former pupils James Smith (punter/Tennessee) and Jarell White (sniper/Calgary) play in the NFL and CFL, respectively.
- Spent 2017 as the Bearcats' director of recruiting, helping sign a pair of highly-rated recruiting classes ranked atop the AAC.
- Coached eight years at Ohio State, Purdue, Kent State and Bluffton before coming to UC.
- Mason and his wife Rachel have a son, Graham.

**MIKE BROWN****WIDE RECEIVERS**

THIRD SEASON • LIBERTY '11

- Coached All-AAC selections Tre Tucker and Michael Young Jr. during UC's conference-championship season in 2020.
- Worked virtually with the Cincinnati Bengals in 2020 and 2021 as part of the Bill Walsh NFL Minority Coaching Fellowship.
- Previous coaching stops at Delaware, Michigan and Liberty.
- Played three seasons for the Jacksonville Jaguars (2012-14), including a 32-catch, 446-yard, two-TD season in 2013.
- Two-time All-America selection at Liberty at WR and QB.
- Brown and his wife, Dymond, have a son, Mike III.

**PERRY ELIANO****CORNERBACKS**

SECOND SEASON • STEPHEN F. AUSTIN '00

- Has spent nearly 20 seasons in the coaching ranks, and enters his second year at UC, mentoring the cornerbacks, including the All-AAC backfield duo of Coby Bryant and Ahmad Gardner.
- Came to UC after a two-year stint as the special teams coordinator and cornerbacks coach at New Mexico.
- Also coached at Bowling Green, Central Arkansas, Sam Houston, UTSA and his alma mater, Stephen F. Austin.
- Killeen, Texas native played S for the Lumberjacks (1996-99).
- He and his wife, Regenia, have two sons, Amari and Evan.

**RON CROOK****OFFENSIVE LINE**

FIFTH SEASON • WEST LIBERTY STATE '91

- Coached an all-conference selection in each of his first four years at UC, including NFL players Korey Cunningham, Dino Boyd and James Hudson.
- Has mentored offensive linemen from coast-to-coast, with stops at West Virginia, Stanford, Harvard, Illinois, West Liberty State, Glenville State, Clarion and West Virginia Tech.
- Was as a GA working with the OL at UC in 1993.
- Crook and his wife, Stacy, have three children — Andrew, Cian and Kenley.

**COLIN HITSCHLER****SAFETIES**

FOURTH SEASON • PENN '10

- In his fourth year on staff and second coaching the safeties.
- Was a senior defensive analyst (2019) and quality control coach (2018). Came to UC after stints at South Alabama, Arkansas State, Widener (Pa.) and Salve Regina (R.I.).
- Worked as a player personnel assistant for Kansas City in 2010 and as a training camp assistant for Philadelphia in 2009.
- Wrestled at Pennsylvania for four years before earning his degree in 2010.
- He and his wife Rebecca have a daughter, Catherine.

**DARREN PAIGE****RUNNING BACKS**

FIRST SEASON • FINDLAY '08

- Came to UC in 2021 after two years at Eastern Michigan.
- Coached wideouts for almost a decade with stops at Stony Brook, Holy Cross, Midwestern State, Kent State and Gannon.
- Spent the summer of 2017 with the NFL's Tennessee Titans as part of the Bill Walsh Minority Fellowship Program.
- Played professionally for the Peoria Pirates and collegiately at Miami (OH) and Findlay.
- The native of Rossford, Ohio, and his wife, Amanda, have a son, Brandon (Zek), and a daughter, Aniyah.

**GREG SCRUGGS****DEFENSIVE LINE**

THIRD SEASON • LOUISVILLE '11

- Cincinnati native joined the UC staff in 2018 and moved to the full-time coaching staff in 2020
- Former standout player at St. Xavier HS, the University of Louisville and a two-time Super Bowl Champion.
- Spent 2018 and 2019 as the Bearcats' director of player development and NFL liaison.
- Serves on the international board of directors and as a national spokesperson for Boys Hope Girls Hope.
- Scruggs has a son, Koven.

**BRADY COLLINS**

DIRECTOR / FOOTBALL SPORTS PERFORMANCE
FIFTH SEASON • OTTERBEIN '09

- Creates, implements and oversees a modern and comprehensive sports performance program which allows student-athletes maximize their athletic potential with the latest techniques.
- Came to UC after spending the two seasons at Ohio State as a strength coach with the football team.
- Previously worked at Mississippi State, Kentucky and for the Cincinnati Bengals.
- Collins and his wife, Allie, are the parents of a daughter, Kaylee and a son, Crew.

**GREG GILLUM**

CHIEF OF STAFF

SECOND SEASON • OHIO STATE '83

- Oversees the day-to-day operations of the coaching staff and manage the football budget.
- Coordinates the execution of strategic initiatives and serves as a liaison between the football program and athletics. Manages the recruiting office along with the oversight of player development, academics and community service.
- Spent 10 years at Ohio State and coached at Akron and Ashland.
- Gillum and his wife Jody have two sons, Tyler and Tanner, and a daughter, Myriah.



JASON ACHAUER
EQUIPMENT




LAUREN BAKER
SPORTS MEDICINE




ARMON BINNS
QUALITY CONTROL



MICHAEL BREWSTER
QUALITY CONTROL



CAM CLEMENSTON
GRADUATE ASSISTANT



DANNY FOLINO
SPORTS PERFORMANCE



PARRISH GAINES
GRADUATE ASSISTANT



MICHELE GALVIN
SPORTS MEDICINE



ZACH HIGGINS
SPORTS PERFORMANCE



AARON HIMMLER
SPORTS MEDICINE



DALVIN JONES
EQUIPMENT



PAT LAMBERT
RECRUITING



NATE LETTON
GRADUATE ASSISTANT



MITCH MAROTTI
OPERATIONS



SHERRY MURRAY
ADMINISTRATION



ADAM NIEMEYER
VIDEO



JEREMIAH ORTIZ
SPORTS PERFORMANCE



JIMMY RODENBERG
SPORTS PERFORMANCE



AUSTIN SCHAFFER
RECRUITING



KELSEY SHARKEY
NEW MEDIA



NICK SHARP
ANALYST



JAKE SOPKO
GRADUATE ASSISTANT



MAX STIENECKER
RECRUITING



JOHN WIDECAN
OPERATIONS

2020 STATISTICS

OVERALL: 9-1			AMERICAN: 6-0			HOME: 7-0			AWAY: 2-0			NEUTRAL: 0-1		
DATE	OPPONENT		SCORE		OVERALL	CONFERENCE		TIME		ATTEND				
Sept. 19	AUSTIN PEAY	W	55-20		1-0-0	0-0-0		3:09		-				
Sept. 26	22 ARMY WEST POINT	W	24-10		2-0-0	0-0-0		3:30		-				
Oct. 3	USF *	W	28-7		3-0-0	1-0-0		3:15		-				
Oct. 24	@ 16 SMU *	W	42-13		4-0-0	2-0-0		3:25		7898				
Oct. 31	MEMPHIS *	W	49-10		5-0-0	3-0-0		3:16		-				
Nov. 7	HOUSTON *	W	38-10		6-0-0	4-0-0		3:16		-				
Nov. 13	ECU *	W	55-17		7-0-0	5-0-0		3:37		-				
Nov. 21	@ UCF *	W	36-33		8-0-0	6-0-0		4:01		10668				
Dec. 19	23 TULSA ^	W	27-24		9-0-0	6-0-0		3:32		5831				
Jan. 1	vs. 9 Georgia %		21-24	L	9-1-0	6-0-0		3:39		15301				

* - American Athletic Conference Game; ^ - AAC Championship Game; % - Chick-fil-A Peach Bowl

TEAM STATISTICS	CINCINNATI	OPPONENT
SCORING	375	168
Points Per Game	37.5	16.8
Points Off Turnovers	56	27
FIRST DOWNS	219	194
Rushing	97	71
Passing	112	95
Penalty	10	28
RUSHING YARDAGE	2124	1111
Yards gained rushing	2353	1400
Yards lost rushing	229	289
Rushing Attempts	381	355
Average Per Rush	5.6	3.1
Average Per Game	212.4	111.1
TDs Rushing	29	10
PASSING YARDAGE	2386	2135
Comp-Att-Int	197-295-6	189-355-16
Average Per Pass	8.1	6.0
Average Per Catch	12.1	11.3
Average Per Game	238.6	213.5
TDs Passing	20	7
TOTAL OFFENSE	4510	3246
Total Plays	676	710
Average Per Play	6.7	4.6
Average Per Game	451.0	324.6
KICK RETURNS: #-Yards	17-476	23-503
PUNT RETURNS: #-Yards	15-123	13-84
INT RETURNS: #-Yards	16-130	6-5
KICK RETURN AVERAGE	28.0	21.9
PUNT RETURN AVERAGE	8.2	6.5
INT RETURN AVERAGE	8.1	0.8
FUMBLES-LOST	23-10	11-5
PENALTIES-Yards	88-768	57-553
Average Per Game	76.8	55.3
PUNTS-Yards	40-1754	54-2196
Average Per Punt	43.8	40.7
Net punt average	41.2	37.3
KICKOFFS-Yards	67-3860	39-2361
Average Per Kick	57.6	60.5
Net kick average	40.4	39.4
TIME OF POSSESSION/Game	32:00	28:00
3RD-DOWN Conversions	60/132	52/150
3rd-Down Pct	45%	35%
4TH-DOWN Conversions	10/14	9/24
4th-Down Pct	71%	38%
SACKS BY-Yards	30-211	19-113
MISC YARDS	0	1
TOUCHDOWNS SCORED	51	18
FIELD GOALS-ATTEMPTS	7-10	13-16
ON-SIDE KICKS	0-0	0-1
RED-ZONE SCORES	(36-45) 80%	(25-34) 74%
RED-ZONE TOUCHDOWNS	(30-45) 67%	(15-34) 44%
PAT-ATTEMPTS	(48-50) 96%	(15-15) 100%

SCORE BY QUARTER	1st	2nd	3rd	4th	Total	
Cincinnati	79	121	90	85	-	
Opponents	38	49	25	56	-	

RUSHING	NAME	GP	Att	Gain	Loss	Net	Avg	TD	Long	Avg/G
	DOAKS, Gerrid	9	144	705	32	673	4.7	7	72	74.8
	RIDDER, Desmond	10	98	724	132	592	6.0	12	91	59.2
	FORD, Jerome	10	73	503	20	483	6.6	8	79	48.3
	MCCLELLAND, C.	4	22	118	3	115	5.2	0	22	28.8
	YOUNG, Cameron	2	2	87	0	87	43.5	1	75	43.5
	BRYANT, Ben	8	6	67	2	65	10.8	1	40	8.1
	MONTGOMERY, R.	10	15	42	1	41	2.7	0	7	4.1
	DUBLANKO, Joel	10	1	29	0	29	29.0	0	29	2.9
	TUCKER, Tre	10	4	25	0	25	6.2	0	9	2.5
	SCOTT, Tyler	10	1	20	0	20	20.0	0	20	2.0
	LINDAUER, M.	2	2	20	5	15	7.5	0	4	7.5
	SMITH, James	10	1	9	0	9	9.0	0	9	0.9
	PRATER, Evan	1	2	4	0	4	2.0	0	3	4.0
	YOUNG, Michael	10	1	0	6	-6	-6.0	0	0	-0.6
	TOTAL	10	381	2353	229	2124	5.6	29	91	212.4
	OPPONENTS	10	355	1400	289	1111	3.1	10	64	111.1

PASSING	NAME	G	Effic	Cmp-Att-Int	Pct	Yds	TD	Lng	Avg/G
	RIDDER, Desmond	10	152.87	186-281-6	66.2	2296	19	60	229.6
	BRYANT, Ben	8	156.14	11-14-0	78.6	90	1	21	11.2
	TOTAL	10	153.03	197-295-6	66.8	2386	20	60	238.6
	OPPONENTS	10	101.25	189-355-16	53.2	2135	7	92	213.5

RECEIVING	NAME	G	No.	Yds	Avg	TD	Long	Avg/G
	YOUNG, Michael	10	29	332	11.4	3	33	33.2
	WHYLE, Josh	10	28	353	12.6	6	30	35.3
	JACKSON, J.	10	27	337	12.5	1	45	33.7
	TUCKER, Tre	10	18	236	13.1	3	45	23.6
	PIERCE, Alec	6	17	315	18.5	3	45	52.5
	TAYLOR, Leonard	10	16	191	11.9	1	25	19.1
	DOAKS, Gerrid	9	14	202	14.4	2	60	22.4
	JONES, Jordan	10	13	157	12.1	0	36	15.7
	LABELLE, Bruno	7	10	81	8.1	1	21	11.6
	FORD, Jerome	10	8	51	6.4	0	15	5.1
	THOMPSON, Jadon	6	6	58	9.7	0	18	9.7
	MONTGOMERY, R.	10	4	16	4.0	0	10	1.6
	SCOTT, Tyler	10	3	20	6.7	0	9	2.0
	WRIGHT, Ethan	7	2	21	10.5	0	13	3.0
	JONES, Cam	9	1	11	11.0	0	11	1.2
	MCCLELLAND, C.	4	1	5	5.0	0	5	1.2
	TOTAL	10	197	2386	12.1	20	60	238.6
	OPPONENTS	10	189	2135	11.3	7	92	213.5

										2020 STATISTICS								
OVERALL: 9-1			AMERICAN: 6-0				HOME: 7-0			AWAY: 2-0			NEUTRAL: 0-1					
SCORING										KICK RETURNS								
NAME	TD	FGS	KICK	RUSH	RCV	PASS	DXP	SAF	POINTS	NAME	NO.	YDS	AVG	TD	LONG			
RIDDER, Desmond	12	0-0	0-0	0-0	0	0-1	0	0	72	TUCKER, Tre	13	389	29.9	1	97			
SMITH, Cole	0	7-10	48-50	0-0	0	0-0	0	0	69	MONTGOMERY, R.	4	87	21.8	0	32			
DOAKS, Gerrid	9	0-0	0-0	0-0	0	0-0	0	0	54	TOTAL	17	476	28.0	1	97			
FORD, Jerome	8	0-0	0-0	0-0	0	0-0	0	0	48	OPPONENTS	23	503	21.9	0	70			
WHYLE, Josh	6	0-0	0-0	0-0	0	0-0	0	0	36	PUNT RETURNS								
TUCKER, Tre	4	0-0	0-0	0-0	0	0-0	0	0	24	NAME	NO.	YDS	AVG	TD	LONG			
PIERCE, Alec	3	0-0	0-0	0-0	0	0-0	0	0	18	MONTGOMERY, R.	14	110	7.9	0	21			
YOUNG, Michael	3	0-0	0-0	0-0	0	0-0	0	0	18	TUCKY, Ethan	1	13	13.0	0	0			
BRYANT, Ben	1	0-0	0-0	0-0	0	0-0	0	0	6	TOTAL	15	123	8.2	0	21			
TAYLOR, Leonard	1	0-0	0-0	0-0	0	0-0	0	0	6	OPPONENTS	13	84	6.5	0	16			
JACKSON, J.	1	0-0	0-0	0-0	0	0-0	0	0	6	FUMBLE RETURNS								
YOUNG, Cameron	1	0-0	0-0	0-0	0	0-0	0	0	6	NAME	NO.	YDS	AVG	TD	LONG			
WHITE, Jarell	1	0-0	0-0	0-0	0	0-0	0	0	6	ADAMS, WILL	1	16	16.0	0	16			
LABELLE, Bruno	1	0-0	0-0	0-0	0	0-0	0	0	6	VAN FOSSEN, TY	1	2	2.0	0	2			
TOTAL	51	7-10	48-50	0-0	0	0-1	0	0	375	TOTAL	2	18	9.0	0	16			
OPPONENTS	18	13-16	15-15	0-0	2	2-3	0	1	168	OPPONENTS	3	51	17.0	1	41			
PUNTING										ALL PURPOSE								
NAME	NO.	YDS	AVG	LONG	TB	FC	I20	50+	BLKD	NAME	G	RUSH	REC	PR	KOR	IR	TOT	AVG/G
SMITH, James	40	1754	43.8	60	1	21	18	8	0	DOAKS, Gerrid	9	673	202	0	0	0	875	97.2
TOTAL	40	1754	43.8	60	1	21	18	8	0	TUCKER, Tre	10	25	236	0	389	0	650	65.0
OPPONENTS	54	2196	40.7	60	3	16	12	10	1	RIDDER, Desmond	10	592	0	0	0	0	592	59.2
FIELD GOALS										FORD, Jerome	10	483	51	0	0	0	534	53.4
NAME	M-A	PCT	01-19	20-29	30-39	40-49	50+	LG	BLK	WHYLE, Josh	10	0	353	0	0	0	353	35.3
SMITH, Cole	7-10	70.0	0-0	3-3	3-6	1-1	0-0	47	1	JACKSON, J.	10	0	337	0	0	0	337	33.7
KICKOFFS										YOUNG, Michael	10	-6	332	0	0	0	326	32.6
NAME	NO.	YDS	AVG	TB	OB	RETN	NET	YDLN		PIERCE, Alec	6	0	315	0	0	0	315	52.5
SMITH, Cole	61	3509	57.5	23	3					MONTGOMERY, R.	10	41	16	110	87	0	254	25.4
BALES, Alex	6	351	58.5	3	1					TAYLOR, Leonard	10	0	191	0	0	0	191	19.1
TOTAL	67	3860	57.6	26	4	503	40.4	24		JONES, Jordan	10	0	157	0	0	0	157	15.7
OPPONENTS	39	2361	60.5	14	5	476	39.4	25		MCCLELLAND, C.	4	115	5	0	0	0	120	30.0
TOTAL OFFENSE										YOUNG, Cameron	2	87	0	0	0	0	87	43.5
NAME	G	PLAYS	RUSH	PASS	TOTAL	AVG/G				LABELLE, Bruno	7	0	81	0	0	0	81	11.6
RIDDER, Desmond	10	379	592	2296	2888	288.8				BRYANT, Ben	8	65	0	0	0	0	65	8.1
DOAKS, Gerrid	9	144	673	0	673	74.8				THOMPSON, Jadon	6	0	58	0	0	0	58	9.7
FORD, Jerome	10	73	483	0	483	48.3				SCOTT, Tyler	10	20	20	0	0	0	40	4.0
BRYANT, Ben	8	20	65	90	155	19.4				BUSH, Arquon	9	0	0	0	0	31	31	3.4
MCCLELLAND, C.	4	22	115	0	115	28.8				DUBLANKO, Joel	10	29	0	0	0	0	29	2.9
YOUNG, Cameron	2	2	87	0	87	43.5				WHITE, Jarell	10	0	0	0	0	26	26	2.6
MONTGOMERY, R.	10	15	41	0	41	4.1				BRYANT, Coby	10	0	0	0	0	25	25	2.5
DUBLANKO, Joel	10	1	29	0	29	2.9				FORREST, D.	10	0	0	0	0	22	22	2.2
TUCKER, Tre	10	4	25	0	25	2.5				WRIGHT, Ethan	7	0	21	0	0	0	21	3.0
SCOTT, Tyler	10	1	20	0	20	2.0				GARDNER, Ahmad	9	0	0	0	0	18	18	2.0
LINDAUER, M.	2	2	15	0	15	7.5				LINDAUER, M.	2	15	0	0	0	0	15	7.5
PRATER, Evan	1	2	4	0	4	4.0				TUCKY, Ethan	10	0	0	13	0	0	13	1.3
TOTAL	10	676	2124	2386	4510	451.0				JONES, Cam	9	0	11	0	0	0	11	1.2
OPPONENTS	10	710	1111	2135	3246	324.6				SMITH, James	10	9	0	0	0	0	9	0.9
INTERCEPTIONS										BEAVERS, D.	10	0	0	0	0	8	8	0.8
NAME	NO.	YDS	AVG	TD	LONG					PRATER, Evan	1	4	0	0	0	0	4	4.0
BRYANT, Coby	4	25	6.2	0	24					TOTAL	10	2124	2386	123	476	130	5239	523.9
GARDNER, Ahmad	3	18	6.0	0	19					OPPONENTS	10	1111	2135	84	503	5	3838	383.8
BUSH, Arquon	2	31	15.5	0	31													
WHITE, Jarell	2	26	13.0	1	26													
BEAVERS, D.	2	8	4.0	0	8													
FORREST, D.	2	22	11.0	0	20													
WIGGINS, James	1	0	0.0	0	0													
TOTAL	16	130	8.1	1	31													
OPPONENTS	6	5	0.8	0	3													

2021 CINCINNATI FOOTBALL

2020 STATISTICS

OVERALL: 9-1			AMERICAN: 6-0				HOME: 7-0			AWAY: 2-0			NEUTRAL: 0-1	
DEFENSE														
#	NAME	GP	TACKLES				SACKS NO-YDS	PASS DEF			FUMBLES		BLKD	
			SOLO	AST	TOT	TFL/YDS		INT-YDS	BRUP	QBH	RCV-YDS	FF	KICK	SAF
8D	WHITE, Jarell	10	44	33	77	8.0-38	3.0-23	2-26	2	4	.	1	.	.
27	BEAVERS, D.	10	38	20	58	7.5-25	2.5-15	2-8	2	1	.	1	.	.
41	DUBLANKO, Joel	10	32	19	51	5.5-18	1.0-9	.	.	5	1-0	1	.	.
5D	FORREST, D.	10	31	9	40	1.0-3	.	2-22	1	1
7D	BRYANT, Coby	10	31	4	35	1.0-2	.	4-25	7	.	.	1	.	.
1	WIGGINS, James	9	25	7	32	1.0-12	1.0-12	1-0	6	.	.	1	.	.
2S	SANDERS, Myjai	10	22	9	31	10.5-56	7.0-47	.	5	4
1G	GARDNER, Ahmad	9	16	12	28	0.5-5	0.5-5	3-18	6
1V	VAN FOSSEN, Ty	10	19	9	28	5.0-16	2.0-7	.	.	1	1-2	.	.	.
92	BROOKS, Curtis	9	18	9	27	3.0-16	2.5-15	.	.	1	.	1	.	.
6D	COOK, Bryan	10	19	7	26	1.0-1	.	.	2
93	PONDER, Elijah	9	8	14	22	4.0-11	1.0-7	.	1	2	.	1	.	.
9D	BUSH, Arquon	9	13	8	21	2.0-4	.	2-31	3
90	TAYLOR, Jabari	10	7	10	17	3.5-10	1.0-1	.	1	1
10	INGLE, Brody	9	9	7	16	1
42	VANN, Malik	9	12	4	16	5.0-25	2.0-15	.	.	1
99	BROWN, Marcus	10	6	8	14	4.5-14	2.0-12
19	TUCKY, Ethan	10	4	9	13	3.0-22	2.5-22	.	.	1	1-0	.	1	.
3D	HICKS, Ja'Von	9	9	4	13	1.0-4	.	.	2	.	1-0	1	.	.
43	PITTS, Michael	5	3	7	10	0.5-0	1	.	.
2P	PACE, Deshawn	8	3	7	10	1	.	.
4	HARRIS, Justin	9	4	4	8	1.0-1
1W	WARD, Taj	9	5	2	7
39	SHEPPARD, J.	8	4	1	5	1.0-1
2J	DINGLE, Jacob	9	3	2	5
97	PHILLIPS, Eric	5	.	5	5
2D	HUBER, Wilson	8	4	1	5	2.5-13	1.0-9
2X	JONES, Daved	6	2	3	5	.	.	.	1
24	FORD, Jerome	10	2	1	3
1X	SMITH, Cole	10	3	.	3
11	TAYLOR, Leonard	10	1	1	2
33	WRIGHT, Ethan	7	1	1	2
3B	BACEVICH, Blake	5	1	1	2
2T	THOMAS, Jaheim	4	.	2	2
0	MCCLELLAND, C.	4	2	.	2
81	WHYLE, Josh	10	2	.	2
7	TUCKER, Tre	10	1	.	1
36	ADAMS, Will	5	1	.	1	1-16	.	.	.
96	PFEIFFER, C.	10	1	.	1
5M	MARTIN, Daeshon	1	1	.	1
14	FISCHER, Wyatt	10	1	.	1
58	HARPER, Darius	10	1	.	1
9X	BALES, Alex	2	1	.	1
37	SMITH, James	10	1	.	1
20	THOMPSON, Jadon	6	1	.	1
TOTAL		10	412	240	652	72-297	30-211	16-130	39	23	5-18	10	1	.
OPPONENTS		10	390	270	660	51.0-188	19-113	6-5	27	8	10-51	11	1	1

SPECIAL TEAMS TACKLES

PLAYER	TOTAL	KO	PUNT	PLAYER	TOTAL	KO	PUNT	PLAYER	TOTAL	KO	PUNT
VAN FOSSEN, Ty	4	4	0	WHYLE, Josh	2	0	2	HICKS, Ja'Von	1	1	0
HARRIS, Justin	4	2	2	FISCHER, Wyatt	1	1	0	COOK, Bryan	1	1	0
SMITH, Cole	3	3	0	HUBER, Wilson	1	1	0	DUBLANKO, Joel	1	0	1
FORD, Jerome	3	3	0	SMITH, James	1	0	1	BUSH, Arquon	1	1	0
FORREST, D.	2	0	2	PFEIFFER, C.	1	0	1	TAYLOR, Leonard	1	0	1
PACE, Deshawn	2	2	0	BALES, Alex	1	1	0	DINGLE, Jacob	1	1	0
WRIGHT, Ethan	2	2	0	ADAMS, Will	1	1	0	BRYANT, Coby	1	0	1
JONES, Daved	2	0	2	TUCKY, Ethan	1	0	1	TOTALS	41	26	15
MCCLELLAND, C.	2	1	1	SHEPPARD, J.	1	1	0				

OVERALL: 9-1

AMERICAN: 6-0

HOME: 7-0

AWAY: 2-0

NEUTRAL: 0-1

FIELD GOALS (MADE) MISSED

FG SEQUENCE	CINCINNATI	OPPONENTS
APSU	-	[30],[29]
ARMY	[33]	[36]
USF	37	35
@ SMU		46,[26],[22]
MEMPHIS	-	[42]
HOUSTON	[32]	[27]
ECU	-	[32]
@ UCF	[47],[26],[22]	[36]
TULSA	[25],37,[34]	[43],36
vs. Georgia	33	[37],[32],[53]

TURNOVERS

Takeaways..... 21 [16 Interceptions, 5 Fumble Recovery]

Turnovers..... 16 [6 Interceptions, 10 Fumbles]

Points Off Turnovers

Cincinnati.....56

Opponents.....27

Points Off Turnovers/Game

Cincinnati.....5.6

Opponents.....2.7

GIVEAWAYS

TAKEAWAYS

GAME	FUM	INT	TOT	FUM	INT	TOT	+/-
APSU	1	0	1	0	1	0	0
ARMY	1	1	2	1	1	2	0
USF	1	3	4	0	5	5	+1
@ SMU	2	0	2	0	1	1	-1
MEMPHIS	0	1	1	1	0	1	0
HOUSTON	0	1	1	1	1	2	+1
ECU	1	0	1	1	3	4	+3
@ UCF	1	0	1	0	1	1	0
TULSA	2	0	2	0	2	0	0
vs. Georgia	1	0	1	1	1	2	+1

RED ZONE

UC Red Zone Entries..... 36 of 45 [80.0%]

Scores..... 36 [30 TDs, 18 Rush TDs, 12 Pass TDs, 6 FGs]

Non-Scores..... 9 [3 FGA, 4 Downs, 1 INT, 1 Fum., 0 Half]

Opponent Red Zone Entries 25 of 34 [73.5%]

Scores..... 25 [15 TDs, 9 Rush TDs, 6 Pass TDs, 10 FGs]

Non-Scores..... 9 [1 FGA, 5 Downs, 2 INT, 1 Fum., 0 Half]

KICKOFFS

Kickoffs 67 - 3,860 Yards [57.6]

Touchbacks.....26

Opponent Kickoff Returns..... 23 - 503 yards [21.9]

Out of Bounds4

Average Opponent Drive Start 25-yard line

FUMBLES

NAME	NO.- LOST
Desmond Ridder	6-4
Ryan Montgomery.....	3-1
Jerome Ford.....	3-1
Gerrid Doaks.....	2-2
Michael Lindauer.....	2-1
Tre Tucker.....	1-1
Charles McClelland	1-0
Coby Bryant.....	1-0
TEAM.....	3-0

OPENING DRIVES — OFFENSE

GAME	1ST	2ND
APSU	Touchdown	Punt
ARMY	Fumble	Touchdown
USF	Interception	Missed FG
@ SMU	Touchdown	Punt
MEMPHIS	Punt	Touchdown
HOUSTON	Touchdown	Field Goal
ECU	Touchdown	Punt
@ UCF	Field Goal	Field Goal
TULSA	Punt	Punt
vs. Georgia	Punt	Touchdown

OPENING DRIVES — DEFENSE

GAME	1ST	2ND
APSU	Field Goal	Field Goal
ARMY	Punt	Fumble
USF	Interception	Downs
@ SMU	Punt	Punt
MEMPHIS	Punt	Downs
HOUSTON	Punt	Punt
ECU	Punt	Punt
@ UCF	Touchdown	Touchdown
TULSA	Interception	Punt
vs. Georgia	Punt	Fumble

UC ON COIN FLIPS

GAME	RESULT	SCORE
APSU	L [Receive]	W, 55-20
ARMY	L [Receive]	W, 24-10
USF	W [Defer]	W, 28-7
@ SMU	W [Defer]	W, 42-13
MEMPHIS	L [Receive]	W, 49-10
HOUSTON	W [Defer]	W, 38-10
ECU	W [Defer]	W, 55-17
@ UCF	W [Defer]	W, 36-33
TULSA	L [Receive]	W, 27-24
vs. Georgia	W [Defer]	L, 24-21

MILESTONE VICTORIES

NO.	DATE	SCORE	OPPONENT	PLACE
1	11/14/85	26-6	Mt. Auburn	Cincinnati
50	10/18/02	6-0	Indianapolis	Cincinnati
100	11/02/18	6-0	Fort Thomas	Cincinnati
150	10/29/32	25-6	Wittenberg	Cincinnati
200	09/22/45	30-0	Denison	Cincinnati
250	10/11/52	20-13	Xavier	Cincinnati
300	11/25/61	19-13	Detroit	Cincinnati
350	11/27/71	19-16	Louisville	Louisville, Ky.
400	10/09/82	34-14	Long Beach	Cincinnati
450	10/28/95	55-19	N. Illinois	DeKalb, Ill.
500	10/30/04	21-10	TCU	Cincinnati
550	10/09/10	45-3	Miami [OH]	Cincinnati
600	10/24/16	27-20	Miami [OH]	Cincinnati

Currently 637 wins

WEEKLY HONORS

AMERICAN ATHLETIC CONFERENCE

Sept. 21	Gerrid Doaks	Honor Roll
Sept. 28	Jarell White	Defensive POTW
	Michael Young Jr.	Honor Roll
Oct. 5	Doaks, White, Tucker	Honor Roll
Oct. 26	Desmond Ridder	Offensive POTW
	Jarell White	Honor Roll
Nov. 2	Desmond Ridder	Offensive POTW
	Myjai Sanders	Defensive POTW
Nov. 9	Desmond Ridder	Honor Roll
Nov. 16	Desmond Ridder	Offensive POTW
	Jarell White	Defensive POTW
Nov. 23	Desmond Ridder	Offensive POTW
	Darrian Beavers	Honor Roll
	Cole Smith	Honor Roll

WALTER CAMP NATIONAL PLAYERS OF THE WEEK

Oct. 25	Desmond Ridder	Offense
Nov. 15	Jarell White	Defense

DAVEY O'BRIEN NATIONAL QB OF THE WEEK

Oct. 27	Desmond Ridder
---------	----------------

TEAM WEEKLY AWARDS

APSU	Doaks [Off.], White [Def], McClelland [ST]
Army	M. Young [Off], Sanders & White [Def], Tucky [ST]
USF	Doaks [Off.], C. Bryant [Def.], Tucker [ST]
SMU	Ridder [Off.], C. Bryant, Forrest & White [Def.], Kopaygorodsky [ST]
Memphis	Ridder [Off.], Sanders [Def.], Van Fossen [ST]
Houston	Doaks & Ridder [Off.], Forrest [Def.], Tucker [ST]
ECU	Jackson [Off.], C. Bryant & White [Def.], Cook & Ford [ST]
UCF	Ridder [Off.], C. Bryant & Gardner [Def.], C. Smith [ST]

2020 STATISTICS

OVERALL: 9-1		AMERICAN: 6-0	HOME: 7-0	AWAY: 2-0	NEUTRAL: 0-1
INDIVIDUAL GAME HIGHS			OPPONENT INDIVIDUAL GAME HIGHS		
Rushes	28	DOAKS, Gerrid at UCF [11/21/20]	Rushes	23	HARRIS, Rahjai, vs East Carolina [11/13/20]
Yards Rushing	184	DOAKS, Gerrid vs Houston [11/07/20]	Yards Rushing	130	TAYLOR II, C., vs Tulsa [12/19/20]
TD Rushes	3	twice	TD Rushes	2	EVANS JR, CJ, vs Austin Peay [09/19/20]
Long Rush	91	RIDDER, Desmond at SMU [10/24/20]	Long Rush	64	EVANS JR, CJ, vs Austin Peay [09/19/20]
Pass attempts	37	RIDDER, Desmond vs Georgia [01/01/21]	Pass attempts	49	GABRIEL, Dillon, at UCF [11/21/20]
Pass completions	24	RIDDER, Desmond vs East Carolina [11/13/20]	Pass completions	26	twice
Yards Passing	338	RIDDER, Desmond at UCF [11/21/20]	Yards Passing	392	JT Daniels, vs Georgia [01/01/21]
TD Passes	3	RIDDER, Desmond vs Memphis [10/31/20]	TD Passes	3	GABRIEL, Dillon, at UCF [11/21/20]
Long Pass	60	RIDDER, Desmond vs Army [09/26/20]	Long Pass	92	WHITE, Brady, vs Memphis [10/31/20]
Receptions	6	TAYLOR, Leonard at UCF [11/21/20]	Receptions	7	AUSTIN, Calvin, vs Memphis [10/31/20]
Yards Receiving	146	PIERCE, Alec vs Tulsa [12/19/20]	Yards Receiving	135	George Pickens, vs Georgia [01/01/21]
TD Receptions	1	20 times	TD Receptions	2	WILLIAMS, Mar., at UCF [11/21/20]
Long Reception	60	DOAKS, Gerrid vs Army [09/26/20]	Long Reception	92	WASHINGTON, T., vs Memphis [10/31/20]
Field Goals	3	SMITH, Cole at UCF [11/21/20]	Field Goals	3	Jack Podlesny, vs Georgia [01/01/21]
Long Field Goal	47	SMITH, Cole at UCF [11/21/20]	Long Field Goal	53	Jack Podlesny, vs Georgia [01/01/21]
Punts	8	SMITH, James vs Georgia [01/01/21]	Punts	7	WILKINS, Laine, vs Houston [11/07/20]
Punting Avg	46.8	SMITH, James vs USF [10/03/20]	Punting Avg	47.5	Harding, Zach, vs Army [09/26/20]
Long Punt	60	SMITH, James vs USF [10/03/20]	Long Punt	60	Harding, Zach, vs Army [09/26/20]
Punts inside 20	3	SMITH, James three times	Punts inside 20	5	WILKINS, Laine, vs Houston [11/07/20]
Long Punt Return	21	MONTGOMERY, R. vs Tulsa [12/19/20]	Long Punt Return	16	PAGE, Tyler, at SMU [10/24/20]
Long Kickoff Return	97	TUCKER, Tre vs USF [10/03/20]	Long Kickoff Return	70	FORD, Johnny, vs USF [10/03/20]
Tackles	15	WHITE, Jarell vs Army [09/26/20]	Tackles	16	GRANT, Richie, at UCF [11/21/20]
Sacks	2.0	SANDERS, Myjai vs Tulsa [12/19/20]	Sacks	3.0	Azeez Ojulari, vs Georgia [01/01/21]
Tackles For Loss	4.0	BEAVERS, D. at UCF [11/21/20]	Tackles For Loss	3.0	Azeez Ojulari, vs Georgia [01/01/21]
Interceptions	2	BRYANT, Coby vs USF [10/03/20]	Interceptions	1	six times
TEAM GAME HIGHS			OPPONENT TEAM GAME HIGHS		
Rushes	45	vs USF [10/03/20]	Rushes	50	vs East Carolina [11/13/20]
Yards Rushing	342	vs Houston [11/07/20]	Yards Rushing	206	vs East Carolina [11/13/20]
Yards Per Rush	9.3	vs East Carolina [11/13/20]	Yards Per Rush	5.4	vs Tulsa [12/19/20]
TD Rushes	5	twice	TD Rushes	2	three times
Pass attempts	37	vs Georgia [01/01/21]	Pass attempts	49	at UCF [11/21/20]
Pass completions	27	vs East Carolina [11/13/20]	Pass completions	27	vs Georgia [01/01/21]
Yards Passing	354	vs East Carolina [11/13/20]	Yards Passing	404	vs Georgia [01/01/21]
Yards Per Pass	10.6	at UCF [11/21/20]	Yards Per Pass	10.4	vs Georgia [01/01/21]
TD Passes	3	three times	TD Passes	3	at UCF [11/21/20]
Total Plays	80	at UCF [11/21/20]	Total Plays	85	at SMU [10/24/20]
Total Offense	525	vs Austin Peay [09/19/20]	Total Offense	449	vs Georgia [01/01/21]
Yards Per Play	7.8	at SMU [10/24/20]	Yards Per Play	7.1	vs Georgia [01/01/21]
Points	55	vs Austin Peay [09/19/20]	Points	33	at UCF [11/21/20]
Sacks By	6	vs Memphis [10/31/20]	Sacks By	8	vs Georgia [01/01/21]
First Downs	29	vs East Carolina [11/13/20]	First Downs	23	vs East Carolina [11/13/20]
Penalties	13	vs East Carolina [11/13/20]	Penalties	10	vs Army [09/26/20]
Penalty Yards	159	vs East Carolina [11/13/20]	Penalty Yards	87	vs Army [09/26/20]
Turnovers	4	vs USF [10/03/20]	Turnovers	5	vs USF [10/03/20]
Interceptions By	5	vs USF [10/03/20]	Interceptions By	3	vs USF [10/03/20]
Punts	8	vs Georgia [01/01/21]	Punts	7	twice
Punting Avg	46.8	vs USF [10/03/20]	Punting Avg	46.0	vs Tulsa [12/19/20]
Long Punt	60	vs USF [10/03/20]	Long Punt	60	vs Army [09/26/20]
Punts inside 20	3	three times	Punts inside 20	5	Houston
Long Punt Return	21	vs Tulsa [12/19/20]	Long Punt Return	16	at SMU [10/24/20]
CINCINNATI'S LONGEST PLAYS			OPPONENT'S LONGEST PLAYS		
Rushing	91 *	Desmond Ridder @ SMU [10/24/20]	Rushing	64	CJ Evans Jr. vs. Austin Peay [09/19/20]
Passing	60 *	Ridder to Doaks vs. Army [09/26/20]	Passing	92 *	Brady White vs. Memphis [10/31/20]
Field Goal	47	Cole Smith @ UCF [11/21/20]	Field Goal	53	Jack Podlesny vs Georgia [01/01/21]
Punt	60	James Smith vs. USF [10/03/20]	Punt	60	Zach Harding vs. Army [09/26/20]
Punt Return	21	Ryan Montgomery vs. Tulsa [12/19/20]	Punt Return	16	Tyler Page at SMU [10/24/20]
Kickoff Return	97 *	Tre Tucker vs. USF [10/03/20]	Kickoff Return	40	Johnny Ford vs. USF [10/03/20]
Interception Return	31	Arquon Bush vs. Austin Peay [09/19/20]	Interception Return	3	Brock Nichols vs. USF [10/03/20]
Fumble Return	16	Will Adams vs. ECU [10/13/20]	Fumble Return	41 *	Jabari Moore vs. Army [09/26/20]

* - Touchdown scored on the play

2020 STATISTICS											
OVERALL: 9-1			AMERICAN: 6-0			HOME: 7-0		AWAY: 2-0		NEUTRAL: 0-1	

GAME-BY-GAME COMPARISON

OPPONENT	SCORE	TOTAL	FIRST DOWNS			RUSHES-YARDS	COMP-ATT-INT	TOTAL OFFENSE			TO'S
			RUSH	PASS	PEN			YARDS	PLAYS-YARDS	RET YARDS	
APSU	55-20	24/18	13/7	10/10	1/1	41-276/37-140	17-26-0/22-39-1	249/213	67-525/76-353	69/50	1/1
ARMY	24-10	14/18	4/9	9/6	1/3	35-69/43-182	19-34-1/9-21-1	262/94	69-331/64-276	94/85	2/2
USF *	28-7	22/19	12/5	9/12	1/2	45-189/33-83	16-26-3/21-41-5	143/208	71-332/74-291	127/100	4/5
@ SMU *	42-13	17/22	10/5	7/11	0/6	35-313/39-75	13-21-0/24-46-1	126/215	56-439/85-290	41/103	2/1
MEMPHIS *	49-10	28/15	11/2	15/10	2/3	41-242/29-5	21-26-1/18-35-0	271/316	67-513/64-321	23/73	1/1
HOUSTON *	38-10	24/15	15/6	8/8	1/1	39-342/28-93	20-30-1/20-34-1	168/189	69-510/62-282	47/80	1/2
ECU *	55-17	29/23	11/13	18/5	0/5	32-299/50-206	27-34-0/9-21-3	354/87	66-653/71-293	115/88	1/4
@ UCF *	36-33	28/23	10/8	16/11	2/4	48-144/35-116	21-32-0/26-49-1	338/243	80-482/84-359	47/0	1/1
TULSA ^	27-24	17/22	5/13	11/7	1/2	38-151/37-199	19-29-0/13-30-2	269/166	67-420/67-365	173/33	2/2
vs. Georgia	21-24	16/19	6/4	9/13	1/2	27-99/24-45	24-37-0/27-39-1	206/404	64-305/63-449	11/31	1/2
TOTALS	375-168	219/194	97/71	112/95	10/28	381-2124/355-1111	197-295-6/189-355-16	2386/2135	676-4510/710-3248	747/643	16/21

OPPONENT	3RD DN CNV	4TH DN CNV	TOP	MGN	YPR	YPC	YPP	PUNTS-AVG	PEN-YDS
APSU	6-10/7-19	2-2/4-5	26:54/33:06	-6:12	6.7/3.8	9.6/5.5	7.8/4.6	1-41.0/5-34.0	5-45/7-53
ARMY	8-18/3-13	0-1/0-2	28:28/30:32	-1:04	2.0/4.2	7.7/4.5	4.8/4.3	5-46.2/7-40.7	7-79/10-87
USF *	10-17/5-13	1-1/1-3	36:24/23:36	12:48	4.2/2.5	5.5/5.1	4.7/3.9	4-46.8/3-37.0	7-52/3-40
@ SMU *	7-13/7-20	1-1/1-5	27:15/32:45	-5:30	8.9/1.9	6.0/4.7	7.8/3.4	5-45.8/5-39.2	12-126/6-60
MEMPHIS *	6-11/4-16	1-1/0-3	34:50/25:10	9:40	5.9/0.2	10.4/9.0	7.7/5.0	4-40.5/6-44.7	5-40/4-50
HOUSTON *	5-12/5-15	2-2/2-2	32:29/27:31	4:58	8.8/3.3	5.6/5.6	7.4/4.5	4-43.5/7-39.4	5-35/5-37
ECU *	5-9/3-11	1-2/0-1	30:10/29:50	0:20	9.3/4.1	10.4/4.1	9.9/4.1	2-40.0/5-41.4	13-159/4-45
@ UCF *	5-14/11-19	1-2/0-1	37:08/22:51	14:17	3.0/3.3	10.6/5.0	6.0/4.3	4-41.0/6-43.3	11-86/5-65
TULSA ^	5-14/5-14	0-1/1-1	33:57/26:03	7:54	4.0/5.4	9.3/5.5	6.3/5.4	3-44.7/5-46.0	12-66/7-50
vs. Georgia %	3-14/1-11	1-1/1-2	31:24/28:36	2:48	3.7/1.9	5.6/10.4	4.8/7.1	8-44.0/5-38.6	11-80/6-66
TOTALS	60-132/52-150	10-14/9-24	319:59/280:00	39:59	5.6/3.1	8.1/6.0	6.7/4.6	40-43.8/54-40.7	768/553

Note: Game totals are displayed in the format TEAM/OPPONENT for each category; *-American Athletic Conference game; ^-AAC Championship; Chick-fil-A Peach Bowl;

THE BEARCATS - A FICKELL-ERA COMPARISON

CATEGORY	2017	2018	2019	2020
Points Per Game	20.9	35.0	29.6	37.5
Total TDs	31	43	49	49
Yards Per Game	351.8	449.6	390.3	451.0
Yards Per Play	5.2	6.0	5.5	6.7
Rushing Yards Per Game	135.3	235.6	208.0	212.4
Rushing Yards Per Carry	4.4	5.1	4.7	5.6
Passing Yards Per Game	216.4	214.0	182.3	238.6
Passing Yards Per Attempt	6.0	7.6	6.8	8.1
Penalties/Yards/Per Game	94/876/73.0	71/680/75.6	123/977/69.8	88/768/76.8
Third-Down Conversion	39%	45%	43%	45%
Red Zone Conversion (TDs)	75% (55 TDs)	80% (71 TDs)	83% (66 TDs)	80% (67 TDs)
Takeaways	11 (5 INT/6 FR)	20 (12 INT/8 FR)	26 (16 INT/10 FR)	21 (16 INT/5 FR)
Giveaways	16 (9 INT/7 FL)	20 (7 INT/13 FL)	20 (11 INT/9 FL)	16 (6 INT/10 FL)
Points Allowed Per Game	31.8	14.0	20.6	16.8
Total TDs Allowed	42	15	32	17
Yards Allowed Per Game	428.5	273.4	361.4	324.6
Yards Allowed Per Play	5.8	4.2	5.1	4.6
Rushing Yards Allowed	192.4	102.6	138.6	111.1
Yards Allowed Per Carry	4.4	3.2	3.6	3.1
Passing Yards Allowed	236.1	170.9	222.8	213.5
Yards Allowed Per Attempt	8.0	5.3	6.9	6.0
Opponent Third-Down Conversion	43%	26%	38%	35%
Opponent Red Zone Conversion (TDs)	87% (52 TDs)	77% (55 TDs)	73% (43 TDs)	74% (44 TDs)



2021 CINCINNATI FOOTBALL

2020 STATISTICS

OVERALL: 9-1				AMERICAN: 6-0				HOME: 7-0				AWAY: 2-0				NEUTRAL: 0-1			
--------------	--	--	--	---------------	--	--	--	-----------	--	--	--	-----------	--	--	--	--------------	--	--	--

GAME-BY-GAME STATISTICS

DATE	OPPONENT	RUSHING				RECEIVING				PASSING				KICK RET				PUNT RET				TOT
		#	YDS	TD	LG	#	YDS	TD	LG	C-A-I	YDS	TD	LG	#	YDS	TD	LG	#	YDS	TD	LG	OFF
09/19	AUSTIN PEAY	41	276	5	40	17	249	3	32	17-26-0	249	3	32	2	31	0	19	2	7	0	7	525
09/26	ARMY WEST POINT	35	69	1	18	19	262	2	60	19-34-1	262	2	60	1	27	0	27	4	48	0	20	331
10/03	USF	45	189	1	26	16	143	2	35	16-26-3	143	2	35	2	111	1	97	1	7	0	7	332
10/24	@ SMU	35	313	5	91	13	126	1	19	13-21-0	126	1	19	2	43	0	22	0	0	0	0	439
10/31	MEMPHIS	41	242	4	48	21	271	3	45	21-26-1	271	3	45	1	19	0	19	1	2	0	2	513
11/07	HOUSTON	39	342	4	72	20	168	1	16	20-30-1	168	1	16	1	45	0	45	0	0	0	0	510
11/13	ECU	32	299	4	75	27	354	3	45	27-34-0	354	3	45	2	41	0	26	1	8	0	8	653
11/21	@ UCF	48	144	2	20	21	338	2	35	21-32-0	338	2	35	1	16	0	16	3	11	0	8	482
12/19	TULSA	38	151	2	42	19	269	1	45	19-29-0	269	1	45	5	143	0	32	2	30	0	21	420
01/01	vs. Georgia	27	99	1	79	24	206	2	25	24-37-0	206	2	25	0	0	0	0	1	10	0	10	305
TOTALS		381	2124	29	91	197	2386	20	60	197-295-6	2386	20	60	17	476	1	97	15	123	0	21	4510
OPPONENT		355	1111	10	64	189	2135	7	92	189-355-16	2135	7	92	23	503	0	70	13	84	0	16	3246

DATE	OPPONENT	TACKLES			TFL-YDS	SCK-YDS	FUMBLE		INT-YDS	QBH	PBU	BLKO	XPTS				
		SOLO	AST	TOTAL			FF	FR-YDS				KICK	PAT	RUN	RCV	SAF	PTS
09/19	AUSTIN PEAY	38	44	82	9.0-26	1.0-7	0	0-0	1-31	1	4	0	8-7	0	0	0	55
09/26	ARMY WEST POINT	38	34	72	10.0-32	1.0-7	1	1-0	1-19	2	4	1	3-3	0	0	0	24
10/03	USF	41	26	67	6.0-29	3.0-22	1	0-0	5-9	4	5	0	4-4	0	0	0	28
10/24	@ SMU	60	4	64	9.0-38	4.0-27	1	0-0	1--2	1	5	0	6-6	0	0	0	42
10/31	MEMPHIS	35	24	59	10.0-46	6.0-40	1	1-2	0-0	1	4	0	7-7	0	0	0	49
11/07	HOUSTON	31	34	65	7.0-25	1.0-9	1	1-0	1-2	4	5	0	5-5	0	0	0	38
11/13	ECU	44	30	74	5.0-29	4.0-28	1	1-16	3-50	4	4	0	8-7	0	0	0	55
11/21	@ UCF	47	12	59	6.0-23	3.0-18	0	0-0	1-20	0	4	0	3-3	0	0	0	36
12/19	TULSA	33	28	61	5.0-25	3.0-21	1	0-0	2-0	6	3	0	3-3	0	0	0	27
01/01	vs. Georgia	46	2	48	5.0-24	3.0-20	3	1-0	1-1	0	1	0	3-3	0	0	0	21
TOTALS		412	240	652	72.0-297	29.0-199	10	5-18	16-130	23	39	1	50-48	0	0	0	375
OPPONENT		390	270	660	51.0-188	19.0-113	11	10-51	6-5	8	27	1	15-15	0	2	1	168

DATE	OPPONENT	#	YDS	AVG	LG	PUNTING					FIELD GOALS			KICKOFFS				
						BLKD	TB	FC	50+	I20	ATT-MADE	LG	BLKD	#	YDS	AVG	TB	OB
09/19	AUSTIN PEAY	1	41	41.0	41	0	0	0	0	0	0-0	0	0	9	474	52.7	2	0
09/26	ARMY WEST POINT	5	231	46.2	52	0	0	1	2	3	1-1	33	0	5	275	55.0	3	0
10/03	USF	4	187	46.8	60	0	0	1	2	3	1-0	0	0	5	265	53.0	1	0
10/24	@ SMU	5	229	45.8	50	0	0	3	1	2	0-0	0	0	7	448	64.0	3	0
10/31	MEMPHIS	4	162	40.5	46	0	0	3	0	3	0-0	0	0	8	469	58.6	2	1
11/07	HOUSTON	4	174	43.5	50	0	1	1	1	1	1-1	32	0	7	402	57.4	3	1
11/13	ECU	2	80	40.0	47	0	0	2	0	1	0-0	0	0	9	515	57.2	3	0
11/21	@ UCF	4	164	41.0	56	0	0	2	1	2	3-3	47	0	8	491	61.4	6	1
12/19	TULSA	3	134	44.7	47	0	0	2	0	2	3-2	34	1	5	309	61.8	2	1
01/01	vs. Georgia	8	352	44.0	51	0	0	6	1	1	1-0	0	0	4	235	58.8	1	0
TOTALS		40	1754	43.8	60	0	1	21	8	18	10-7	47	1	67	3860	57.6	26	4
OPPONENT		54	2196	40.7	60	1	3	16	10	12	16-13	53	0	39	2361	60.5	14	5

2020 STATISTICS									
OVERALL: 9-1		AMERICAN: 6-0		HOME: 7-0		AWAY: 2-0		NEUTRAL: 0-1	

OPPONENT GAME-BY-GAME STATISTICS

DATE	OPPONENT	RUSHING				RECEIVING				PASSING				KICK RET				PUNT RET				TOT
		#	YDS	TD	LG	#	YDS	TD	LG	C-A-I	YDS	TD	LG	#	YDS	TD	LG	#	YDS	TD	LG	OFF
09/19	AUSTIN PEAY	37	140	2	64	22	213	0	49	22-39-1	213	0	49	3	46	0	19	1	0	0	0	353
09/26	ARMY WEST POINT	43	182	0	28	9	94	0	23	9-21-1	94	0	23	0	0	0	0	4	44	0	14	276
10/03	USF	33	83	1	27	21	208	0	28	21-41-5	208	0	28	2	95	0	70	0	0	0	0	291
10/24	@ SMU	39	75	0	13	24	215	1	24	24-46-1	215	1	24	4	85	0	26	2	18	0	16	290
10/31	MEMPHIS	29	5	0	6	18	316	1	92	18-35-0	316	1	92	4	73	0	23	1	0	0	0	321
11/07	HOUSTON	28	93	1	12	20	189	0	54	20-34-1	189	0	54	3	67	0	27	1	13	0	13	282
11/13	ECU	50	206	2	22	9	87	0	26	9-21-3	87	0	26	4	88	0	28	0	0	0	0	293
11/21	@ UCF	35	116	1	22	26	243	3	41	26-49-1	243	3	41	0	0	0	0	1	0	0	0	359
12/19	TULSA	37	199	2	38	13	166	1	54	13-30-2	166	1	54	1	19	0	19	1	8	0	8	365
01/01	vs. Georgia	24	45	1	12	27	404	1	55	27-39-1	404	1	55	2	30	0	18	2	1	0	1	449
OPPONENT TOTALS		355	1111	10	64	189	2135	7	92	189-355-16	2135	7	92	23	503	0	70	13	84	0	16	3246
CINCINNATI		381	2124	29	91	197	2386	20	60	197-295-6	2386	20	60	17	476	1	97	15	123	0	21	4510

DATE	OPPONENT	TACKLES			TFL-YDS	SCK-YDS	FUMBLE		INT-YDS	QBH	PBU	BLKO	XPTS				
		SOLO	AST	TOTAL			FF	FR-YDS				KICK	PAT	RUN	RCV	SAF	PTS
09/19	AUSTIN PEAY	40	18	58	5.0-12	2.0-5	1	1-4	0-0	0	5	0	2-2	0	0	0	20
09/26	ARMY WEST POINT	35	34	69	5.0-23	1.0-11	1	1-41	1-0	0	7	0	1-1	0	0	0	10
10/03	USF	32	58	90	5.0-15	1.0-7	1	1-0	3-5	3	0	0	1-1	0	0	0	7
10/24	@ SMU	39	0	39	3.0-7	0.0-0	2	2-0	0-0	0	3	0	1-1	0	0	0	13
10/31	MEMPHIS	32	38	70	4.0-13	2.0-9	0	0-0	1-0	0	0	0	1-1	0	0	0	10
11/07	HOUSTON	36	32	68	2.0-3	0.0-0	0	0-0	1-0	1	1	0	1-1	0	0	0	10
11/13	ECU	36	34	70	3.0-6	1.0-4	0	1-0	0-0	1	1	0	2-2	0	0	0	17
11/21	@ UCF	46	30	76	7.0-26	2.0-12	0	1-0	0-0	2	3	0	2-2	0	2	0	33
12/19	TULSA	47	22	69	5.0-22	2.0-15	3	2-6	0-0	1	2	1	3-3	0	0	0	24
01/01	vs. Georgia	47	4	51	12.0-61	8.0-50	3	1-0	0-0	0	4	0	1-1	0	0	1	24
OPPONENT TOTALS		390	270	660	51.0-188	19.0-113	11	10-51	6-5	8	27	1	15-15	0	2	1	168
CINCINNATI		412	240	652	72.0-297	29.0-199	10	5-18	16-130	23	39	1	50-48	0	0	0	375

DATE	OPPONENT	#	YDS	AVG	PUNTING						FIELD GOALS			KICKOFFS				
					LG	BLKD	TB	FC	50+	I20	ATT-MADE	LG	BLKD	#	YDS	AVG	TB	OB
09/19	AUSTIN PEAY	5	170	34.0	40	0	0	1	0	1	2-2	30	0	5	239	47.8	0	1
09/26	ARMY WEST POINT	7	285	40.7	60	1	1	1	3	1	1-1	36	0	3	185	61.7	1	1
10/03	USF	3	111	37.0	47	0	0	1	0	1	1-0	0	0	2	102	51.0	0	0
10/24	@ SMU	5	196	39.2	44	0	0	3	0	0	3-2	26	0	3	194	64.7	0	1
10/31	MEMPHIS	6	268	44.7	54	0	0	3	1	0	1-1	42	0	3	192	64.0	2	0
11/07	HOUSTON	7	276	39.4	52	0	0	4	1	5	1-1	27	0	3	195	65.0	2	0
11/13	ECU	5	207	41.4	47	0	0	1	0	3	1-1	32	0	3	194	64.7	1	0
11/21	@ UCF	6	260	43.3	50	0	0	1	1	0	1-1	36	0	6	369	61.5	3	2
12/19	TULSA	5	230	46.0	52	0	1	1	2	0	2-1	43	0	5	288	57.6	0	1
01/01	vs. Georgia	5	193	38.6	57	0	1	0	2	1	3-3	53	0	6	403	67.2	5	0
OPPONENT TOTALS		54	2196	40.7	60	1	3	16	10	12	16-13	53	0	39	2361	60.5	14	5
CINCINNATI		40	1754	43.8	60	0	1	21	8	18	10-7	47	1	67	3860	57.6	26	4

2020 STATISTICS

OVERALL: 9-1	AMERICAN: 6-0	HOME: 7-0	AWAY: 2-0	NEUTRAL: 0-1
--------------	---------------	-----------	-----------	--------------

GAME-BY-GAME STATISTICS - OFFENSE

PASSING

#9 DESMOND RIDDER	A	C	I	PCT	YDS	TD	LONG	SACK	YDS	EFFIC
Austin Peay	19	13	0	68.4	196	2	32	1	4	189.8
Army	33	18	1	54.5	258	2	60	1	11	134.2
USF	26	16	3	61.5	143	2	35	1	7	110.0
SMU	21	13	0	61.9	126	1	19	0	0	128.0
Memphis	26	21	1	80.8	271	3	45	2	9	198.7
Houston	27	17	1	63.0	162	1	16	0	0	118.2
East Carolina	31	24	0	77.4	327	3	45	1	4	198.0
UCF	32	21	0	65.6	338	2	35	2	12	175.0
Tulsa	29	19	0	65.5	269	1	45	2	15	154.8
Georgia	37	24	0	64.9	206	2	25	8	50	129.5
TOTALS	281	186	6	66.2	2296	19	60	18	112	152.9

#6 BEN BRYANT	A	C	I	PCT	YDS	TD	LONG	SACK	YDS	EFFIC
Austin Peay	7	4	0	57.1	53	1	21	1	1	167.9
Army	1	1	0	100.0	4	0	4	0	0	133.6
Houston	3	3	0	100.0	6	0	2	0	0	116.8
East Carolina	3	3	0	100.0	27	0	11	0	0	175.6
TOTALS	14	11	0	78.6	90	1	21	1	1	156.1

RUSHING

PLAYER	#-Y/TD	APSU	ARMY	USF	SMU	MEM	HOU	ECU	UCF	TLS	UGA
DOAKS, Gerrid	144-673/7	10-20/3	10-23/0	22-102/1	20-105/2	18-77/0	16-184/1	13-52/0	28-97/0	7-13/0	DNP
RIDDER, Desmond	98-592/12	4-57/0	7--14/0	4-28/0	8-179/3	10-41/2	12-103/3	8-75/1	14-57/2	16-83/1	15--17/0
FORD, Jerome	73-483/8	7-28/1	8-34/1	9-25/0	4-24/0	9-116/2	6-43/0	7-54/2	3-5/0	12-57/1	8-97/1
MCCLELLAND, C.	22-115/0	5-47/0	6-30/0	8-33/0	3-5/0	DNP	DNP	DNP	DNP	DNP	DNP
YOUNG, Cameron	2-87/1	1-12/0	DNP	DNP	DNP	DNP	DNP	1-75/1	DNP	DNP	DNP
BRYANT, Ben	6-65/1	4-55/1	-	DNP	-	1-5/0	-	1-5/0	-	-	DNP
MONTGOMERY, R.	15-41/0	5-18/0	1-1/0	2-1/0	-	2-5/0	3-5/0	-	-	1-4/0	1-7/0
DUBLANKO, Joel	1-29/0	-	-	-	-	-	-	1-29/0	-	-	-
TUCKER, Tre	4-25/0	-	-	-	-	-	1-9/0	1-9/0	-	1-1/0	1-6/0
SCOTT, Tyler	1-20/0	1-20/0	-	-	-	-	-	-	-	-	-
LINDAUER, M.	2-15/0	2-15/0	DNP	DNP	DNP	DNP	DNP	-	DNP	DNP	DNP
SMITH, James	1-9/0	-	-	-	-	-	-	-	-	-	1-9/0
PRATER, Evan	2-4/0	2-4/0	DNP	DNP	DNP	DNP	DNP	DNP	DNP	DNP	DNP
YOUNG, Michael	1--6/0	-	-	-	-	-	-	-	1--6/0	-	-

RECEIVING

PLAYER	#-Y/TD	APSU	ARMY	USF	SMU	MEM	HOU	ECU	UCF	TLS	UGA
WHYLE, Josh	28-353/6	3-61/1	1-14/0	1-13/1	2-16/1	4-36/0	5-38/1	3-32/0	5-81/1	1-27/0	3-35/1
JACKSON, J.	27-337/1	1-10/0	4-75/0	3-47/0	2-21/0	2-50/0	1-9/0	5-54/1	2-31/0	2-12/0	5-28/0
YOUNG, Michael	29-332/3	2-10/0	5-60/1	2-12/0	1-19/0	5-43/1	4-47/0	3-60/1	1-9/0	2-13/0	4-59/0
PIERCE, Alec	17-315/3	DNP	DNP	DNP	3-22/0	3-61/1	DNP	1-9/0	2-49/0	5-146/1	3-28/1
TUCKER, Tre	18-236/3	1-29/1	2-13/0	2-19/0	2-24/0	3-34/1	2-17/0	4-69/1	1-22/0	1-9/0	-
DOAKS, Gerrid	14-202/2	4-64/1	1-60/1	1-6/0	1-5/0	1-1/0	3-30/0	-	3-36/0	-	DNP
TAYLOR, Leonard	16-191/1	2-21/0	1-5/0	1-11/0	1-7/0	1-25/0	1-16/0	1-16/0	6-76/1	1-9/0	1-5/0
JONES, Jordan	13-157/0	-	1-8/0	1-13/0	1-12/0	1-11/0	2-7/0	4-56/0	1-34/0	1-8/0	1-8/0
LABELLE, Bruno	10-81/1	3-36/0	1-2/0	3-9/1	-	DNP	DNP	DNP	-	1-14/0	2-20/0
THOMPSON, Jadon	6-58/0	1-18/0	2-20/0	1-3/0	DNP	-	-	2-17/0	DNP	DNP	DNP
FORD, Jerome	8-51/0	-	-	1-10/0	-	-	1-2/0	-	-	4-24/0	2-15/0
WRIGHT, Ethan	2-21/0	-	DNP	DNP	DNP	-	-	2-21/0	-	-	-
SCOTT, Tyler	3-20/0	-	-	-	-	-	-	1-9/0	-	1-7/0	1-4/0
MONTGOMERY, R.	4-16/0	-	-	-	-	1-10/0	1-2/0	-	-	-	2-4/0
JONES, Cam	1-11/0	-	-	-	DNP	-	-	1-11/0	-	-	-
MCCLELLAND, C.	1-5/0	-	1-5/0	-	-	DNP	DNP	DNP	DNP	DNP	DNP

OVERALL: 9-1

AMERICAN: 6-0

HOME: 7-0

AWAY: 2-0

NEUTRAL: 0-1

GAME-BY-GAME STATISTICS - RETURNS

KICK RETURNS

PLAYER	#-Y	APSU	ARMY	USF	SMU	MEM	HOU	ECU	UCF	TLS	UGA
TUCKER, Tre	13-389	2-31	1-27	1-97	2-43	1-19	1-45	-	1-16	4-111	-
MONTGOMERY, R.	4-87	-	-	1-14	-	-	-	2-41	-	1-32	-

PUNT RETURNS

PLAYER	#-Y	APSU	ARMY	USF	SMU	MEM	HOU	ECU	UCF	TLS	UGA
MONTGOMERY, R.	14-110	2-7	3-35	1-7	-	1-2	-	1-8	3-11	2-30	1-10
TUCKY, Ethan	1-13	-	1-13	-	-	-	-	-	-	-	-

INT RETURNS

PLAYER	#-Y	APSU	ARMY	USF	SMU	MEM	HOU	ECU	UCF	TLS	UGA
BRYANT, Coby	4-25	-	-	2-0	-	-	-	1-24	-	-	1-1
GARDNER, Ahmad	3-18	-	1-19	1-1	1--2	-	-	-	-	-	DNP
WHITE, Jarell	2-26	-	-	-	-	-	-	1-26	-	1-0	-
FORREST, D.	2-22	-	-	-	-	-	1-2	-	1-20	-	-
BEAVERS, D.	2-8	-	-	1-8	-	-	-	-	-	1-0	-
BUSH, Arquon	2-31	1-31	-	1-0	-	-	DNP	-	-	-	-
WIGGINS, James	1-0	-	-	-	-	-	-	1-0	-	-	DNP

FUMBLE RETURNS

PLAYER	#-Y	APSU	ARMY	USF	SMU	MEM	HOU	ECU	UCF	TLS	UGA
ADAMS, Will	1-16	-	DNP	DNP	DNP	-	DNP	1-16	DNP	-	-
VAN FOSSEN, Ty	1-2	-	-	-	-	1-2	-	-	-	-	-

GAME-BY-GAME STATISTICS - ALL-PURPOSE

ALL-PURPOSE YARDS

PLAYER	TOTAL	APSU	ARMY	USF	SMU	MEM	HOU	ECU	UCF	TLS	UGA
DOAKS, Gerrid	875	84	83	108	110	78	214	52	133	13	DNP
TUCKER, Tre	650	60	40	116	67	53	71	78	38	121	6
RIDDER, Desmond	592	57	-14	28	179	41	103	75	57	83	-17
FORD, Jerome	534	28	34	35	24	116	45	54	5	81	112
WHYLE, Josh	353	61	14	13	16	36	38	32	81	27	35
JACKSON, J.	337	10	75	47	21	50	9	54	31	12	28
YOUNG, Michael	326	10	60	12	19	43	47	60	3	13	59
PIERCE, Alec	315	DNP	DNP	DNP	22	61	DNP	9	49	146	28
MONTGOMERY, R.	254	25	36	22	-	17	7	49	11	66	21
TAYLOR, Leonard	191	21	5	11	7	25	16	16	76	9	5
JONES, Jordan	157	-	8	13	12	11	7	56	34	8	8
MCCLELLAND, C.	120	47	35	33	5	DNP	DNP	DNP	DNP	DNP	DNP
YOUNG, Cameron	87	12	DNP	DNP	DNP	DNP	DNP	75	DNP	DNP	DNP
LABELLE, Bruno	81	36	2	9	-	DNP	DNP	DNP	-	14	20
BRYANT, Ben	65	55	-	DNP	-	5	-	5	-	-	DNP
THOMPSON, Jadon	58	18	20	3	DNP	-	-	17	DNP	DNP	DNP
SCOTT, Tyler	40	20	-	-	-	-	-	9	-	7	4
BUSH, Arquon	31	31	-	-	-	-	DNP	-	-	-	-
DUBLANKO, Joel	29	-	-	-	-	-	-	29	-	-	-
WHITE, Jarell	26	-	-	-	-	-	-	26	-	-	-
BRYANT, Coby	25	-	-	-	-	-	-	24	-	-	1
FORREST, D.	22	-	-	-	-	-	2	-	20	-	-
WRIGHT, Ethan	21	-	DNP	DNP	DNP	-	-	21	-	-	-
GARDNER, Ahmad	18	-	19	1	-2	-	-	-	-	-	DNP
LINDAUER, M.	15	15	DNP	DNP	DNP	DNP	DNP	-	DNP	DNP	DNP
TUCKY, Ethan	13	-	13	-	-	-	-	-	-	-	-
JONES, Cam	11	-	-	-	DNP	-	-	11	-	-	-
SMITH, James	9	-	-	-	-	-	-	-	-	-	9
BEAVERS, D.	8	-	-	8	-	-	-	-	-	-	-
PRATER, Evan	4	4	DNP	DNP	DNP	DNP	DNP	DNP	DNP	DNP	DNP

2020 STATISTICS

OVERALL: 9-1	AMERICAN: 6-0	HOME: 7-0	AWAY: 2-0	NEUTRAL: 0-1
--------------	---------------	-----------	-----------	--------------

GAME-BY-GAME STATISTICS - DEFENSE

TOTAL TACKLES

PLAYER	UA-A	TOT	APSU	ARMY	USF	SMU	MEM	HOU	ECU	UCF	TLS	UGA
WHITE, Jarell	44-33	77	2-3	8-7	6-5	11-2	4-1	2-7	2-5	3-0	3-3	3-0
BEAVERS, D.	38-20	58	1-4	2-2	4-2	5-0	3-2	0-2	7-2	8-4	1-1	7-1
DUBLANKO, Joel	32-19	51	2-1	2-0	4-1	4-1	3-2	3-5	1-4	7-0	3-5	3-0
FORREST, D.	31-9	40	2-2	3-1	1-1	5-0	-	2-1	1-1	4-0	4-3	9-0
BRYANT, Coby	31-4	35	2-0	2-1	3-1	6-0	4-0	2-0	2-1	3-1	4-0	3-0
WIGGINS, James	25-7	32	4-2	5-2	2-0	1-0	3-1	1-0	4-1	5-0	0-1	DNP
SANDERS, Myjai	22-9	31	1-2	3-2	1-2	3-0	5-1	2-1	1-0	3-0	2-1	1-0
GARDNER, Ahmad	16-12	28	3-5	2-0	2-0	3-1	1-0	0-3	0-1	2-1	3-1	DNP
VAN FOSSEN, Ty	19-9	28	0-4	-	2-0	1-0	1-1	6-2	4-0	2-1	1-1	2-0
BROOKS, Curtis	18-9	27	2-1	0-2	3-1	4-0	DNP	0-1	2-2	4-1	3-1	-
COOK, Bryan	19-7	26	2-0	-	1-1	-	1-1	6-3	-	-	2-2	7-0
PONDER, Elijah	8-14	22	2-0	2-6	0-1	-	0-4	1-2	0-1	DNP	1-0	2-0
BUSH, Arquon	13-8	21	1-1	2-1	1-2	2-0	0-2	DNP	1-0	2-1	0-1	4-0
TAYLOR, Jabari	7-10	17	0-2	1-2	0-1	2-0	2-0	1-2	1-0	-	0-2	0-1
INGLE, Brody	9-7	16	0-5	-	3-2	3-0	-	-	2-0	1-0	-	DNP
VANN, Malik	12-4	16	2-1	-	0-1	2-0	1-0	0-2	3-0	3-0	1-0	DNP
BROWN, Marcus	6-8	14	0-1	-	1-1	2-0	1-2	-	-	0-2	1-2	1-0
HICKS, Ja'Von	9-4	13	1-0	-	2-1	DNP	0-1	2-0	2-1	-	2-1	-
TUCKY, Ethan	4-9	13	0-1	0-1	0-1	1-0	0-1	0-1	3-2	0-1	0-1	-
PACE, Deshawn	3-7	10	1-1	DNP	-	DNP	1-3	-	1-3	-	-	-
PITTS, Michael	3-7	10	0-3	3-4	-	-	-	DNP	DNP	DNP	DNP	DNP
HARRIS, Justin	4-4	8	1-2	-	0-1	2-0	-	1-1	-	-	DNP	-
WARD, Taj	5-2	7	1-1	-	2-0	-	0-1	1-0	-	DNP	-	1-0
SHEPPARD, J.	4-1	5	4-0	-	-	DNP	DNP	-	0-1	-	-	-
PHILLIPS, Eric	0-5	5	-	0-2	-	DNP	-	DNP	0-3	DNP	DNP	DNP
JONES, Daved	2-3	5	1-1	1-0	0-2	DNP	-	-	-	DNP	DNP	DNP
DINGLE, Jacob	3-2	5	-	-	-	1-0	-	-	2-2	-	DNP	-
HUBER, Wilson	4-1	5	2-0	-	DNP	DNP	2-0	0-1	-	-	-	-
SMITH, Cole	3-0	3	-	-	-	-	-	1-0	2-0	-	-	-
FORD, Jerome	2-1	3	-	-	-	1-0	-	-	1-0	-	0-1	-
BACEVICH, Blake	1-1	2	-	-	DNP	DNP	1-1	DNP	-	-	DNP	DNP
TAYLOR, Leonard	1-1	2	-	0-1	1-0	-	-	-	-	-	-	-
THOMAS, Jaheim	0-2	2	0-1	DNP	0-1	DNP	-	DNP	-	DNP	DNP	DNP
WHYLE, Josh	2-0	2	-	1-0	-	-	-	-	-	-	1-0	-
MCCLELLAND, C.	2-0	2	1-0	1-0	-	-	DNP	DNP	DNP	DNP	DNP	DNP
WRIGHT, Ethan	1-1	2	-	DNP	DNP	DNP	1-0	-	-	-	0-1	-
ADAMS, Will	1-0	1	-	DNP	DNP	DNP	-	DNP	1-0	DNP	-	-
SMITH, James	1-0	1	-	-	-	1-0	-	-	-	-	-	-
FISCHER, Wyatt	1-0	1	-	-	-	-	-	-	-	-	-	1-0
THOMPSON, Jadon	1-0	1	-	-	-	DNP	1-0	-	-	DNP	DNP	DNP
HARPER, Darius	1-0	1	-	-	1-0	-	-	-	-	-	-	-
PFEIFFER, C.	1-0	1	-	-	-	-	-	-	-	-	-	1-0
TUCKER, Tre	1-0	1	-	-	-	-	-	-	-	-	1-0	-
MARTIN, Daeshon	1-0	1	DNP	DNP	DNP	DNP	DNP	DNP	1-0	DNP	DNP	DNP
BALES, Alex	1-0	1	DNP	DNP	DNP	DNP	DNP	DNP	DNP	DNP	-	1-0

OVERALL: 9-1

AMERICAN: 6-0

HOME: 7-0

AWAY: 2-0

NEUTRAL: 0-1

GAME-BY-GAME STATISTICS - DEFENSE

TFLs

PLAYER	UA-A	TOT	APSU	ARMY	USF	SMU	MEM	HOU	ECU	UCF	TLS	UGA
SANDERS, Myjai	8-5	10.5	1.0-4	1.5-8	1.5-10	2.0-9	2.5-10	-	-	-	2.0-15	-
WHITE, Jarell	6-4	8.0	1.5-6	1.0-4	1.0-2	2.0-13	-	0.5-1	1.0-7	-	-	1.0-5
BEAVERS, D.	5-5	7.5	-	0.5-2	-	-	-	0.5-1	1.0-1	4.0-14	-	1.5-7
DUBLANKO, Joel	5-1	5.5	1.0-1	2.0-4	-	1.0-3	-	0.5-1	-	-	-	1.0-9
VANN, Malik	4-2	5.0	1.0-5	-	0.5-4	-	1.0-2	0.5-4	1.0-7	-	1.0-3	DNP
VAN FOSSEN, Ty	5-0	5.0	-	-	1.0-6	-	-	3.0-9	1.0-1	-	-	-
BROWN, Marcus	3-3	4.5	0.5-0	-	-	2.0-7	1.5-7	-	-	0.5-0	-	-
PONDER, Elijah	2-4	4.0	-	1.5-3	0.5-4	-	1.0-3	-	-	DNP	-	1.0-1
TAYLOR, Jabari	3-1	3.5	-	1.0-5	-	-	2.0-3	-	-	-	-	0.5-2
TUCKY, Ethan	2-2	3.0	0.5-4	-	-	1.0-5	-	-	1.0-13	-	0.5-0	-
BROOKS, Curtis	2-2	3.0	-	-	-	-	DNP	-	-	1.5-9	1.5-7	-
HUBER, Wilson	2-1	2.5	1.0-4	-	DNP	DNP	1.0-9	0.5-0	-	-	-	-
BUSH, Arquon	1-2	2.0	-	1.5-3	0.5-1	-	-	DNP	-	-	-	-
SHEPPARD, J.	1-0	1.0	1.0-1	-	-	DNP	DNP	-	-	-	-	-
COOK, Bryan	1-0	1.0	1.0-1	-	-	-	-	-	-	-	-	-
HICKS, Ja'Von	1-0	1.0	-	-	-	DNP	-	1.0-4	-	-	-	-
WIGGINS, James	1-0	1.0	-	-	-	-	1.0-12	-	-	-	-	DNP
HARRIS, Justin	1-0	1.0	-	-	-	1.0-1	-	-	-	-	DNP	-
FORREST, D.	1-0	1.0	-	1.0-3	-	-	-	-	-	-	-	-
BRYANT, Coby	1-0	1.0	-	-	1.0-2	-	-	-	-	-	-	-
PITTS, Michael	0-1	0.5	0.5-0	-	-	-	-	DNP	DNP	DNP	DNP	DNP
GARDNER, Ahmad	0-1	0.5	-	-	-	-	-	0.5-5	-	-	-	DNP

SACKS

PLAYER	UA-A	TOT	APSU	ARMY	USF	SMU	MEM	HOU	ECU	UCF	TLS	UGA
SANDERS, Myjai	6-2	7.0	0.5-3	1.0-7	1.0-8	1.0-5	1.5-9	-	-	-	2.0-15	-
WHITE, Jarell	3-0	3.0	-	-	-	1.0-11	-	-	1.0-7	-	-	1.0-5
TUCKY, Ethan	2-1	2.5	0.5-4	-	-	1.0-5	-	-	1.0-13	-	-	-
BEAVERS, D.	2-1	2.5	-	-	-	-	-	-	-	1.5-9	-	1.0-6
BROOKS, Curtis	2-1	2.5	-	-	-	-	DNP	-	-	1.5-9	1.0-6	-
VAN FOSSEN, Ty	2-0	2.0	-	-	1.0-6	-	-	-	1.0-1	-	-	-
VANN, Malik	1-2	2.0	-	-	0.5-4	-	-	0.5-4	1.0-7	-	-	DNP
BROWN, Marcus	2-0	2.0	-	-	-	1.0-6	1.0-6	-	-	-	-	-
PONDER, Elijah	0-2	1.0	-	-	0.5-4	-	0.5-3	-	-	DNP	-	-
TAYLOR, Jabari	1-0	1.0	-	-	-	-	1.0-1	-	-	-	-	-
DUBLANKO, Joel	1-0	1.0	-	-	-	-	-	-	-	-	-	1.0-9
HUBER, Wilson	1-0	1.0	-	-	DNP	DNP	1.0-9	-	-	-	-	-
WIGGINS, James	1-0	1.0	-	-	-	-	1.0-12	-	-	-	-	DNP
GARDNER, Ahmad	0-1	0.5	-	-	-	-	-	0.5-5	-	-	-	DNP

FUMBLES FORCED

PLAYER	TOTAL	APSU	ARMY	USF	SMU	MEM	HOU	ECU	UCF	TLS	UGA
WIGGINS, James	1	-	-	-	-	1	-	-	-	-	DNP
PONDER, Elijah	1	-	-	1	-	-	-	-	DNP	-	-
BROOKS, Curtis	1	-	-	-	1	DNP	-	-	-	-	-
HICKS, Ja'Von	1	-	-	-	DNP	-	1	-	-	-	-
BRYANT, Coby	1	-	-	-	-	-	-	-	-	1	-
PITTS, Michael	1	-	1	-	-	-	DNP	DNP	DNP	DNP	DNP
WHITE, Jarell	1	-	-	-	-	-	-	-	-	-	1
DUBLANKO, Joel	1	-	-	-	-	-	-	-	-	-	1
BEAVERS, D.	1	-	-	-	-	-	-	-	-	-	1
PACE, Deshaun	1	-	DNP	-	DNP	-	-	1	-	-	-

FUMBLES RECOVERED

PLAYER	TOTAL	APSU	ARMY	USF	SMU	MEM	HOU	ECU	UCF	TLS	UGA
HICKS, Ja'Von	1	-	-	-	DNP	-	1	-	-	-	-
ADAMS, Will	1	-	DNP	DNP	DNP	-	DNP	1	DNP	-	-
TUCKY, Ethan	1	-	-	-	-	-	-	-	-	-	1
VAN FOSSEN, Ty	1	-	-	-	-	1	-	-	-	-	-
DUBLANKO, Joel	1	-	1	-	-	-	-	-	-	-	-

SEASON & CAREER STATISTICS

SEASON STATISTICS

CAREER STATISTICS

RUSHING	GP	ATT	GAIN	LOSS	NET	AVG	TD	LONG	AVG/G		GP	ATT	GAIN	LOSS	NET	AVG	TD	LONG	AVG/G
DOAKS, Gerrid	9	144	705	32	673	4.7	7	72	74.8	30	331	1759	47	1712	5.2	14	72	57.1
RIDDER, Desmond	10	98	724	132	592	6.0	12	91	59.2	36	391	2385	560	1825	4.7	22	91	50.7
FORD, Jerome	10	73	503	20	483	6.6	8	79	48.3	10	73	503	20	483	6.6	8	79	48.3
MCCLELLAND, C.	4	22	118	3	115	5.2	0	22	28.8	17	85	613	13	600	7.1	4	55	35.3
YOUNG, Cameron	2	2	87	0	87	43.5	1	75	43.5	2	2	87	0	87	43.5	1	75	43.5
BRYANT, Ben	8	6	67	2	65	10.8	1	40	8.1	16	30	147	51	96	3.2	2	40	6.0
MONTGOMERY, R.	10	15	42	1	41	2.7	0	7	4.1	24	35	149	2	147	4.2	2	26	6.1
DUBLANKO, Joel	10	1	29	0	29	29.0	0	29	2.9	49	1	29	0	29	29.0	0	29	0.6
TUCKER, Tre	10	4	25	0	25	6.2	0	9	2.5	24	12	118	0	118	9.8	0	32	4.9
SCOTT, Tyler	10	1	20	0	20	20.0	0	20	2.0	10	1	20	0	20	20.0	0	20	2.0
LINDAUER, M.	2	2	20	5	15	7.5	0	4	7.5	2	2	20	5	15	7.5	0	4	7.5
SMITH, James	10	1	9	0	9	9.0	0	9	0.9	49	1	14	0	14	14.0	0	9	0.3
PRATER, Evan	1	2	4	0	4	2.0	0	3	4.0	1	2	4	0	4	2.0	0	3	4.0
TOTAL.....	10	381	2353	229	2124	5.6	29	91	212.4										
OPPONENTS.....	10	355	1400	289	1111	3.1	10	64	111.1										

PASSING	GP	EFFIC	CMP-ATT-INT	PCT	YDS	TD	LNG	AVG/G		GP	EFFIC	ATT-CMP-INT	PCT	YDS	TD	LNG	AVG/G
RIDDER, Desmond	10	152.87	186-281-6	66.2	2296	19	60	229.6	36	140.36	917-559-20	61.0	6905	57	77	191.8
BRYANT, Ben	8	156.14	11-14-0	78.6	90	1	21	11.2	16	127.47	73-46-3	63.0	553	2	56	34.6
TOTAL.....	10	153.03	197-295-6	66.8	2386	20	60	238.6									
OPPONENTS.....	10	101.25	189-355-16	53.2	2135	7	92	213.5									

RECEIVING	GP	NO.	YDS	AVG	TD	LONG	AVG/G		GP	NO.	YDS	AVG	TD	LONG	AVG/G
YOUNG, Michael	10	29	332	11.4	3	33	33.2	10	29	332	11.4	3	33	33.2
WHYLE, Josh	10	28	353	12.6	6	30	35.3	26	30	404	13.5	6	32	15.5
JACKSON, J.	10	27	337	12.5	1	45	33.7	37	67	786	11.7	3	45	21.2
TUCKER, Tre	10	18	236	13.1	3	45	23.6	24	26	335	12.9	3	56	14.0
PIERCE, Alec	6	17	315	18.5	3	45	52.5	31	54	967	17.9	5	52	31.2
TAYLOR, Leonard	10	16	191	11.9	1	25	19.1	35	23	259	11.3	2	25	7.4
DOAKS, Gerrid	9	14	202	14.4	2	60	22.4	30	36	407	11.3	4	60	13.6
JONES, Jordan	10	13	157	12.1	0	36	15.7	10	13	157	12.1	0	36	15.7
LABELLE, Bruno	7	10	81	8.1	1	21	11.6	46	20	150	7.5	2	21	3.3
FORD, Jerome	10	8	51	6.4	0	15	5.1	10	8	51	6.4	0	15	5.1
THOMPSON, Jadon	6	6	58	9.7	0	18	9.7	6	6	58	9.7	0	18	9.7
MONTGOMERY, R.	10	4	16	4.0	0	10	1.6	24	4	16	4.0	0	10	0.7
SCOTT, Tyler	10	3	20	6.7	0	9	2.0	10	3	20	6.7	0	9	2.0
WRIGHT, Ethan	7	2	21	10.5	0	13	3.0	7	2	21	10.5	0	13	3.0
MCCLELLAND, C.	4	1	5	5.0	0	5	1.2	17	10	113	11.3	1	38	6.6
TOTAL.....	10	197	2386	12.1	20	60	238.6								
OPPONENTS.....	10	189	2135	11.3	7	92	213.5								

TOTAL OFFENSE	G	PLAYS	RUSH	PASS	TOTAL	AVG/G		G	PLAYS	RUSH	PASS	TOTAL	AVG/G
RIDDER, Desmond	10	379	592	2296	2888	288.8	36	1308	1825	6905	8730	242.5
DOAKS, Gerrid	9	144	673	0	673	74.8	30	331	1712	0	1712	57.1
FORD, Jerome	10	73	483	0	483	48.3	10	73	483	0	483	48.3
BRYANT, Ben	8	20	65	90	155	19.4	16	103	96	553	649	40.6
MCCLELLAND, C.	4	22	115	0	115	28.8	17	85	600	0	600	35.3
YOUNG, Cameron	2	2	87	0	87	43.5	2	2	87	0	87	43.5
MONTGOMERY, R.	10	15	41	0	41	4.1	24	35	147	0	147	6.1
DUBLANKO, Joel	10	1	29	0	29	2.9	49	1	29	0	29	0.6
TUCKER, Tre	10	4	25	0	25	2.5	24	12	118	0	118	4.9
SCOTT, Tyler	10	1	20	0	20	2.0	10	1	20	0	20	2.0
LINDAUER, M.	2	2	15	0	15	7.5	2	2	15	0	15	7.5
SMITH, James	10	1	9	0	9	0.9	49	1	14	0	14	0.3
PRATER, Evan	1	2	4	0	4	4.0	1	2	4	0	4	4.0
TOTAL.....	10	676	2124	2386	4510	451.0							
OPPONENTS.....	10	710	1111	2135	3246	324.6							

SEASON STATISTICS

CAREER STATISTICS

SCORING	----- PATS -----																	
	TD	FGS	KICK	RUSH	RCV	PASS	DXP	SAF	POINTS	TD	FGS	KICK	RUSH	RCV	PASS	DXP	SAF	POINTS
RIDDER, Desmond	12	0-0	0-0	0-0	0	0-1	0	0	72	22	0-0	0-0	0-1	0	1-2	0	0	132
SMITH, Cole	0	7-10	48-50	0-0	0	0-0	0	0	69	0	14-25	102-106	0-0	0	0-0	0	0	144
DOAKS, Gerrid	9	0-0	0-0	0-0	0	0-0	0	0	54	18	0-0	0-0	0-0	0	0-0	0	0	108
FORD, Jerome	8	0-0	0-0	0-0	0	0-0	0	0	48	8	0-0	0-0	0-0	0	0-0	0	0	48
WHYLE, Josh	6	0-0	0-0	0-0	0	0-0	0	0	36	6	0-0	0-0	0-0	0	0-0	0	0	36
TUCKER, Tre	4	0-0	0-0	0-0	0	0-0	0	0	24	4	0-0	0-0	0-0	0	0-0	0	0	24
YOUNG, Michael	3	0-0	0-0	0-0	0	0-0	0	0	18	3	0-0	0-0	0-0	0	0-0	0	0	18
PIERCE, Alec	3	0-0	0-0	0-0	0	0-0	0	0	18	5	0-0	0-0	0-0	0	0-0	0	0	30
BRYANT, Ben	1	0-0	0-0	0-0	0	0-0	0	0	6	2	0-0	0-0	0-0	0	0-0	0	0	12
LABELLE, Bruno	1	0-0	0-0	0-0	0	0-0	0	0	6	2	0-0	0-0	0-0	0	0-0	0	0	12
TAYLOR, Leonard	1	0-0	0-0	0-0	0	0-0	0	0	6	2	0-0	0-0	0-0	0	0-0	0	0	12
JACKSON, J.	1	0-0	0-0	0-0	0	0-0	0	0	6	3	0-0	0-0	0-0	0	0-0	0	0	18
WHITE, Jarell	1	0-0	0-0	0-0	0	0-0	0	0	6	1	0-0	0-0	0-0	0	0-0	0	0	6
YOUNG, Cameron	1	0-0	0-0	0-0	0	0-0	0	0	6	1	0-0	0-0	0-0	0	0-0	0	0	6
TOTAL.....	51	7-10	48-50	0-0	0	0-1	0	0	375									
OPPONENTS.....	18	13-16	15-15	0-0	2	2-3	0	1	168									

PUNT RETURNS	NO.	YDS	AVG	TD	LONG		NO.	YDS	AVG	TD	LONG
MONTGOMERY, R.	14	110	7.9	0	21	42	368	8.8	0	25
TUCKY, Ethan	1	13	13.0	0	0	2	26	13.0	0	0
TOTAL.....	15	123	8.2	0	21						
OPPONENTS.....	13	84	6.5	0	16						

KICK RETURNS	NO.	YDS	AVG	TD	LONG		NO.	YDS	AVG	TD	LONG
TUCKER, Tre	13	389	29.9	1	97	37	939	25.4	1	97
MONTGOMERY, R.	4	87	21.8	0	32	5	101	20.2	0	32
TOTAL.....	17	476	28.0	1	97						
OPPONENTS.....	23	503	21.9	0	70						

INTERCEPTIONS	NO.	YDS	AVG	TD	LONG		NO.	YDS	AVG	TD	LONG
BRYANT, Coby	4	25	6.2	0	24	7	25	3.6	0	24
GARDNER, Ahmad	3	18	6.0	0	19	6	96	16.0	2	62
BEAVERS, D.	2	8	4.0	0	8	2	8	4.0	0	8
BUSH, Arquon	2	31	15.5	0	31	4	67	16.8	1	36
FORREST, D.	2	22	11.0	0	20	6	96	16.0	0	38
WHITE, Jarell	2	26	13.0	1	26	4	31	7.8	1	26
WIGGINS, James	1	0	0.0	0	0	5	83	16.6	1	86
TOTAL.....	16	130	8.1	1	31						
OPPONENTS.....	6	5	0.8	0	3						

FUMBLE RETURNS	NO.	YDS	AVG	TD	LONG		NO.	YDS	AVG	TD	LONG
ADAMS, Will	1	16	16.0	0	16	1	16	16.0	0	16
VAN FOSSEN, Ty	1	2	2.0	0	2	1	2	2.0	0	2
TOTAL.....	2	18	9.0	0	16						
OPPONENTS.....	3	51	17.0	1	41						

SEASON STATISTICS

CAREER STATISTICS

ALL PURPOSE	G	RUSH	REC	PR	KOR	IR	TOT	AVG/G	G	RUSH	REC	PR	KOR	IR	TOT	AVG/G
DOAKS, Gerrid	9	673	202	0	0	0	875	97.2	30	1712	407	0	0	0	2119	70.6
TUCKER, Tre	10	25	236	0	389	0	650	65.0	24	118	335	2	939	0	1394	58.1
RIDDER, Desmond	10	592	0	0	0	0	592	59.2	36	1825	0	0	0	0	1825	50.7
FORD, Jerome	10	483	51	0	0	0	534	53.4	10	483	51	0	0	0	534	53.4
WHYLE, Josh	10	0	353	0	0	0	353	35.3	26	0	404	0	0	0	404	15.5
JACKSON, J.	10	0	337	0	0	0	337	33.7	37	0	786	0	0	0	786	21.2
YOUNG, Michael	10	-6	332	0	0	0	326	32.6	10	-6	332	0	0	0	326	32.6
PIERCE, Alec	6	0	315	0	0	0	315	52.5	31	0	967	0	0	0	967	31.2
MONTGOMERY, R.	10	41	16	110	87	0	254	25.4	24	147	16	368	101	0	632	26.3
TAYLOR, Leonard	10	0	191	0	0	0	191	19.1	35	0	259	0	22	0	281	8.0
JONES, Jordan	10	0	157	0	0	0	157	15.7	10	0	157	0	0	0	157	15.7
MCCLELLAND, C.	4	115	5	0	0	0	120	30.0	17	600	113	0	93	0	806	47.4
YOUNG, Cameron	2	87	0	0	0	0	87	43.5	2	87	0	0	0	0	87	43.5
LABELLE, Bruno	7	0	81	0	0	0	81	11.6	46	0	150	0	0	0	150	3.3
BRYANT, Ben	8	65	0	0	0	0	65	8.1	16	96	0	0	0	0	96	6.0
THOMPSON, Jadon	6	0	58	0	0	0	58	9.7	6	0	58	0	0	0	58	9.7
SCOTT, Tyler	10	20	20	0	0	0	40	4.0	10	20	20	0	0	0	40	4.0
BUSH, Arquon	9	0	0	0	0	31	31	3.4	23	0	0	0	0	67	67	2.9
DUBLANKO, Joel	10	29	0	0	0	0	29	2.9	49	29	0	0	24	0	53	1.1
WHITE, Jarell	10	0	0	0	0	26	26	2.6	49	0	0	0	0	31	31	0.6
BRYANT, Coby	10	0	0	0	0	25	25	2.5	49	0	0	0	0	25	25	0.5
FORREST, D.	10	0	0	0	0	22	22	2.2	49	0	0	0	0	96	96	2.0
WRIGHT, Ethan	7	0	21	0	0	0	21	3.0	7	0	21	0	0	0	21	3.0
GARDNER, Ahmad	9	0	0	0	0	18	18	2.0	23	0	0	0	0	96	96	4.2
LINDAUER, M.	2	15	0	0	0	0	15	7.5	2	15	0	0	0	0	15	7.5
TUCKY, Ethan	10	0	0	13	0	0	13	1.3	37	0	0	26	0	0	26	0.7
JONES, Cam	9	0	11	0	0	0	11	1.2	9	0	11	0	0	0	11	1.2
SMITH, James	10	9	0	0	0	0	9	0.9	49	14	0	0	0	0	14	0.3
BEAVERS, D.	10	0	0	0	0	8	8	0.8	24	0	0	0	0	8	8	0.3
PRATER, Evan	1	4	0	0	0	0	4	4.0	1	4	0	0	0	0	4	4.0
TOTAL.....	10	2124	2386	123	476	130	5239	523.9								
OPPONENTS.....	10	1111	2135	84	503	5	3838	383.8								

FIELD GOALS	ATT	GOOD	LONG	BLKD	ATT	GOOD	LONG	BLKD	PCT.
SMITH, COLE	10	7	47	1	25	14	50	4	56.0
TOTAL.....	10	7	47	1					
OPPONENTS.....	16	13	53	0					

PUNTING	NO.	YDS	AVG	LONG	TB	FC	I20	BLKD	NO.	YDS	AVG	LONG	TB	FC	I20	BLKD
SMITH, JAMES	40	1754	43.8	60	1	21	18	0	235	10245	43.6	72	3	111	91	0
TOTAL.....	40	1754	43.8	60	1	21	18	0								
OPPONENTS.....	54	2196	40.7	60	3	16	12	1								

KICKOFFS	NO.	YDS	AVG	TB	OB	RETN	NET	YDLN	NO.	YDS	AVG	TB	OB
SMITH, COLE	61	3509	57.5	23	3				61	3509	57.5	23	3
BALES, ALEX	6	351	58.5	3	1				6	351	58.5	3	1
TOTAL.....	67	3860	57.6	26	4	503	40.4	24					
OPPONENTS.....	39	2361	60.5	14	5	476	39.4	25					

SEASON & CAREER STATISTICS

SEASON STATISTICS

CAREER STATISTICS

DEFENSIVE LEADERS	GP	SOLO	AST	TOTAL	TFL	SACKS	INT	PBU	FR	FF	BLK	GP	SOLO	AST	TOTAL	TFL	SACKS	INT	PBU	FR	FF	BLK
8D WHITE, Jarell	10	44	33	77	8.0	3.0	2	2	.	1	.	49	140	107	247	25.0	4.5	4	5	.	4	.
27 BEAVERS, D.	10	38	20	58	7.5	2.5	2	2	.	1	.	24	59	35	94	9.0	2.5	2	2	.	1	.
41 DUBLANKO, Joel	10	32	19	51	5.5	1.0	.	.	1	1	.	49	55	65	120	10.5	2.0	.	.	1	2	.
5D FORREST, D.	10	31	9	40	1.0	.	2	1	.	.	.	49	126	74	200	4.5	.	6	6	1	.	.
7D BRYANT, Coby	10	31	4	35	1.0	.	4	7	.	1	.	49	100	26	126	3.5	.	7	24	.	2	.
1 WIGGINS, James	9	25	7	32	1.0	1.0	1	6	.	1	.	32	62	25	87	3.0	1.0	5	11	.	2	.
2S SANDERS, Myjai	10	22	9	31	10.5	7.0	.	5	.	.	.	34	43	31	74	17.5	11.0	.	7	1	1	.
1G GARDNER, Ahmad	9	16	12	28	0.5	0.5	3	6	.	.	.	23	40	19	59	0.5	0.5	6	14	.	.	.
1V VAN FOSSEN, Ty	10	19	9	28	5.0	2.0	.	.	1	.	.	24	26	15	41	5.5	2.0	.	2	1	.	.
92 BROOKS, Curtis	9	18	9	27	3.0	2.5	.	.	.	1	.	47	53	53	106	10.5	4.5	.	2	1	1	.
6D COOK, Bryan	10	19	7	26	1.0	.	.	2	.	.	.	11	21	7	28	1.0	.	.	2	.	.	.
93 PONDER, Elijah	9	8	14	22	4.0	1.0	.	1	.	1	.	32	27	37	64	12.5	4.5	.	1	.	2	.
9D BUSH, Arquon	9	13	8	21	2.0	.	2	3	.	.	.	23	29	14	43	2.0	.	4	11	1	1	.
90 TAYLOR, Jabari	10	7	10	17	3.5	1.0	.	1	.	.	.	30	17	28	45	6.0	2.0	.	1	.	.	.
10 INGLE, Brody	9	9	7	16	0.0	16	10	10	20	0.0
42 VANN, Malik	9	12	4	16	5.0	2.0	35	30	24	54	12.5	5.5	.	1	.	.	.
99 BROWN, Marcus	10	6	8	14	4.5	2.0	48	25	44	69	12.0	4.0	.	2	1	1	.
3D HICKS, Ja'Von	9	9	4	13	1.0	.	.	2	1	1	.	33	47	27	74	1.5	.	5	4	5	3	.
19 TUCKY, Ethan	10	4	9	13	3.0	2.5	.	.	1	.	1	37	37	34	71	16.0	7.5	.	2	2	1	5
2P PACE, Deshawn	8	3	7	10	0.0	1	.	8	3	7	10	0.0	1	.
43 PITTS, Michael	5	3	7	10	0.5	1	.	38	37	40	77	17.5	9.5	.	5	1	1	1
4 HARRIS, Justin	9	4	4	8	1.0	23	11	7	18	1.0	.	.	1	.	.	.
1W WARD, Taj	9	5	2	7	0.0	26	14	6	20	0.0
39 SHEPPARD, J.	8	4	1	5	1.0	17	8	3	11	1.0
2J DINGLE, Jacob	9	3	2	5	0.0	17	5	7	12	0.0
2D HUBER, Wilson	8	4	1	5	2.5	1.0	35	9	7	16	2.5	1.0	.	1	.	.	2
97 PHILLIPS, Eric	5	.	5	5	0.0	6	.	5	5	0.0
2X JONES, Daved	6	2	3	5	0.0	.	.	1	.	.	.	6	2	3	5	0.0	.	.	1	.	.	.
1X SMITH, Cole	10	3	.	3	0.0	25	4	1	5	0.0
24 FORD, Jerome	10	2	1	3	0.0	10	2	1	3	0.0
2T THOMAS, Jaheim	4	.	2	2	0.0	4	.	2	2	0.0
33 WRIGHT, Ethan	7	1	1	2	0.0	7	1	1	2	0.0
0 MCCLELLAND, C.	4	2	.	2	0.0	17	2	.	2	0.0
11 TAYLOR, Leonard	10	1	1	2	0.0	35	1	1	2	0.0
81 WHYLE, Josh	10	2	.	2	0.0	26	2	.	2	0.0
3B BACEVICH, Blake	5	1	1	2	0.0	7	2	2	4	0.0
37 SMITH, James	10	1	.	1	0.0	49	2	1	3	0.0
7 TUCKER, Tre	10	1	.	1	0.0	24	7	2	9	0.0
96 PFEIFFER, C.	10	1	.	1	0.0	10	1	.	1	0.0
5M MARTIN, Daeshon	1	1	.	1	0.0	7	1	.	1	0.0
20 THOMPSON, Jadon	6	1	.	1	0.0	6	1	.	1	0.0
9X BALES, Alex	2	1	.	1	0.0	2	1	.	1	0.0
36 ADAMS, Will	5	1	.	1	0.0	.	.	.	1	.	.	5	1	.	1	0.0	.	.	.	1	.	.
14 FISCHER, Wyatt	10	1	.	1	0.0	26	2	.	2	0.0
58 HARPER, Darius	10	1	.	1	0.0	26	2	.	2	0.0
TOTAL.....	10	412	240	652	72	30	16	39	5	10	1											
OPPONENTS.....	10	390	270	660	51	19	6	27	10	11	1											

ADAMS, Will
TACKLES: 1, East Carolina, 11/13/20 (1-0)
FUMBLES RECOVERED: 1, East Carolina, 11/13/20

BACEVICH, Blake
TACKLES: 2, Alabama A&M, 09/15/18 (1-1); Memphis, 10/31/20 (1-1)

BAKER, DeMarco
TACKLES: 1, at Marshall, 09/28/19 (0-1)

BEAVERS, D.
ALL-PURPOSE YARDS: 8, USF, 10/03/20
INTERCEPTIONS: 1, USF, 10/03/20; Tulsa, 12/19/20
LONG INTERCEPTION RETURN: 8, USF, 10/03/20
TACKLES: 12, at UCF, 11/21/20 (8-4)
SACKS: 1.5, at UCF, 11/21/20 (1-1)
TACKLES FOR LOSS: 4.0, at UCF, 11/21/20 (3-1)
PASS BREAKUPS: 1, Memphis, 10/31/20; Tulsa, 12/19/20

BROOKS, Curtis
TACKLES: 5, 4 times
SACKS: 2.0, UConn, 11/09/19 (2-0)
TFLS: 2.0, UConn, 11/09/19 (2-0)
FUMBLES FORCED: 1, at SMU, 10/24/20
FUMBLES RECOVERED: 1 [t-6th], UCLA, 08/29/19
PASS BREAKUPS: 1, at Houston, 10/12/19 ; Tulsa, 10/19/19

BROWN, Marcus
TACKLES: 5, Tulsa, 10/19/19 (2-3); UConn, 11/09/19 (0-5)
SACKS: 2.0, Tulsa, 10/19/19 (2-0)
TFLS: 2.0, at Houston, 10/12/19 (2-0); Tulsa, 10/19/19 (2-0); at SMU, 10/24/20 (2-0)
FUMBLES FORCED: 1 [t-9th], Tulsa, 10/19/19
FUMBLES RECOVERED: 1 [t-6th], Tulsa, 10/19/19
PASS BREAKUPS: 2, at ECU, 11/18/17

BRYANT, Ben
POINTS SCORED: 6, Austin Peay, 09/19/20 ; at Memphis, 11/29/19
TOUCHDOWNS: 1, Austin Peay, 09/19/20 ; at Memphis, 11/29/19
RUSH ATTEMPTS: 11, at Memphis, 11/29/19
RUSH YARDS: 55, Austin Peay, 09/19/20 (4 carries)
RUSH TDS: 1, Austin Peay, 09/19/20 ; at Memphis, 11/29/19
LONG RUSH: 40, Austin Peay, 09/19/20
PASS ATTEMPTS: 32, at Memphis, 11/29/19
PASS COMPLETIONS: 20, at Memphis, 11/29/19
PASS YARDS: 229, at Memphis, 11/29/19
PASS TDS: 1, Austin Peay, 09/19/20 ; at Memphis, 11/29/19
HAD INTERCEPTED: 2, at Memphis, 11/29/19
LONG PASS: 56, at Marshall, 09/28/19
TOTAL OFFENSE ATTEMPTS: 43, at Memphis, 11/29/19 (11 rush,32 pass)
TOTAL OFFENSE YARDS: 228, at Memphis, 11/29/19 [-1 rush,229 pass]
ALL-PURPOSE YARDS: 55, Austin Peay, 09/19/20

BRYANT, Coby
POINTS SCORED: 2, Temple, 11/23/19
INTERCEPTIONS: 2, USF, 10/03/20 ; at Temple, 10/20/18
LONG INTERCEPTON RETURN: 24, East Carolina, 11/13/20
TACKLES: 8, at East Carolina, 11/02/19 (7-1); vs Virginia Tech, 12/31/18 (7-1)
TFLS: 1.0, USF, 10/03/20 (1-0); at USF, 11/16/19 (1-0); at Memphis, 12/07/19 (1-0)
FUMBLES FORCED: 1, Tulane, 10/06/18; Tulsa, 12/19/20
PASS BREAKUPS: 3, at Temple, 10/20/18; at East Carolina, 11/02/19

BUSH, Arquan
POINTS SCORED: 6, ECU, 11/23/18
TOUCHDOWNS: 1, ECU, 11/23/18
ALL-PURPOSE YARDS: 36, ECU, 11/23/18
INTERCEPTIONS: 2, ECU, 11/23/18
LONG INTERCEPTION RETURN: 36, ECU, 11/23/18
TACKLES: 6, Tulsa, 10/19/19 (3-3)
TFLS: 1.5, Army, 09/26/20 (1-0)
FUMBLES FORCED: 1, Tulsa, 10/19/19
FUMBLES RECOVERED: 1, ECU, 11/23/18
PASS BREAKUPS: 2, Tulsa, 10/19/19 ; ECU, 11/23/18 ; at Memphis, 12/07/19

COOK, Bryan
TACKLES: 9, Houston, 11/07/20 (6-3)
TFLS: 1.0, Austin Peay, 09/19/20 (1-0)
PASS BREAKUPS: 1, Austin Peay, 09/19/20; Houston, 11/07/20

DINGLE, Jacob
TACKLES: 4, East Carolina, 11/13/20 (2-2)

DOAKS, Gerrid
POINTS SCORED: 24, Austin Peay, 09/19/20
TOUCHDOWNS: 4, Austin Peay, 09/19/20
RUSH ATTEMPTS: 28, at UCF, 11/21/20
RUSH YARDS: 184, Houston, 11/07/20 (16 carries)
RUSH TDS: 3, Austin Peay, 09/19/20
LONG RUSH: 72, Houston, 11/07/20
RECEPTIONS: 4, Austin Peay, 09/19/20
RECEIVING YARDS: 64, Austin Peay, 09/19/20 (4 receptions)
RECEIVING TDS: 1, 4 times
LONG RECEPTION: 60, Army, 09/26/20
TOTAL OFFENSE ATTEMPTS: 22, USF, 10/03/20 (22 rush,0 pass)
TOTAL OFFENSE YARDS: 184, Houston, 11/07/20 (184 rush,0 pass)
ALL-PURPOSE YARDS: 214, Houston, 11/07/20

DUBLANKO, Joel
RUSH ATTEMPTS: 1, East Carolina, 11/13/20
RUSH YARDS: 29, East Carolina, 11/13/20 (1 carries)
LONG RUSH: 29, East Carolina, 11/13/20
ALL-PURPOSE YARDS: 29, East Carolina, 11/13/20
KICK RETURNS: 1, at Temple, 10/20/18 ; USF, 11/10/18
KICK RETURN YARDS: 17, USF, 11/10/18 (1 returns)
LONG KICK RETURN: 17, USF, 11/10/18
TACKLES: 8, Navy, 11/03/18 (0-8); Houston, 11/07/20 (3-5); Tulsa, 12/19/20 (3-5)
SACKS: 1.0, UConn, 11/09/19 (1-0)
TFLS: 2.0, Army, 09/26/20 (2-0)
FUMBLES FORCED: 1 [t-9th], at Houston, 10/12/19
FUMBLES RECOVERED: 1 [t-6th], Army, 09/26/20

FISCHER, Wyatt
RECEPTIONS: 1, vs Boston College, 01/02/20
RECEIVING YARDS: 7, vs Boston College, 01/02/20 (1 receptions)
LONG RECEPTION: 7, vs Boston College, 01/02/20
ALL-PURPOSE YARDS: 7, vs Boston College, 01/02/20
PUNT RETURNS: 1, Tulsa, 10/19/19
PUNT RETURN YARDS: -10, Tulsa, 10/19/19 (1 returns)
TACKLES: 1, UConn, 11/09/19 (1-0)

SINGLE-GAME HIGHS

<p>FORD, Jerome</p> <p>POINTS SCORED: 12, Memphis, 10/31/20, East Carolina, 11/13/20</p> <p>TOUCHDOWNS: 2, Memphis, 10/31/20, East Carolina, 11/13/20</p> <p>RUSH ATTEMPTS: 12, Tulsa, 12/19/20</p> <p>RUSH YARDS: 116, Memphis, 10/31/20 [9 carries]</p> <p>RUSH TDS: 2, Memphis, 10/31/20, East Carolina, 11/13/20</p> <p>LONG RUSH: 48, Memphis, 10/31/20</p> <p>RECEPTIONS: 4, Tulsa, 12/19/20</p> <p>RECEIVING YARDS: 24, Tulsa, 12/19/20 [4 receptions]</p> <p>LONG RECEPTION: 15, Tulsa, 12/19/20</p> <p>TOTAL OFFENSE ATTEMPTS: 12, twice</p> <p>TOTAL OFFENSE YARDS: 116, Memphis, 10/31/20 [116 rush,0 pass]</p>	<p>HUBER, Wilson</p> <p>POINTS SCORED: 6, Alabama A&M, 09/15/18</p> <p>TOUCHDOWNS: 1, Alabama A&M, 09/15/18</p> <p>RUSH ATTEMPTS: 1, at Memphis, 11/29/19</p> <p>RUSH YARDS: 13, at Memphis, 11/29/19 [1 carries]</p> <p>RUSH TDS: 1, Alabama A&M, 09/15/18</p> <p>LONG RUSH: 13, at Memphis, 11/29/19</p> <p>RECEPTIONS: 1, at UCLA, 09/01/18 ; Ohio, 09/22/18</p> <p>RECEIVING YARDS: 16, at UCLA, 09/01/18 [1 receptions]</p> <p>LONG RECEPTION: 16, at UCLA, 09/01/18</p> <p>TOTAL OFFENSE ATTEMPTS: 1, at Memphis, 11/29/19 [1 rush,0 pass]</p> <p>TOTAL OFFENSE YARDS: 13, at Memphis, 11/29/19 [13 rush,0 pass]</p> <p>ALL-PURPOSE YARDS: 16, at UCLA, 09/01/18</p> <p>TACKLES: 2, Miami [OH], 09/14/19 [0-2]; Austin Peay, 09/19/20 [2-0]</p> <p>TFLS: 1.0, Austin Peay, 09/19/20 [1-0]</p> <p>PASS BREAKUPS: 1, vs Boston College, 01/02/20</p> <p>BLOCKED KICKS: 1, at USF, 11/16/19 ; at Memphis, 12/07/19</p>
<p>FORREST, D.</p> <p>RUSH ATTEMPTS: 1, at Temple, 10/20/18</p> <p>TOTAL OFFENSE ATTEMPTS: 1, at Temple, 10/20/18 [1 rush,0 pass]</p> <p>ALL-PURPOSE YARDS: 38, UConn, 11/09/19</p> <p>INTERCEPTIONS: 1, 6 times</p> <p>LONG INTERCEPTION RETURN: 38, UConn, 11/09/19</p> <p>TACKLES: 16, UCF, 10/04/19 [8-8]</p> <p>TFLS: 1.0, 4 times</p> <p>FUMBLES RECOVERED: 1, Ohio, 09/22/18</p> <p>PASS BREAKUPS: 1, 6 times</p>	<p>INGLE, Brody</p> <p>TACKLES: 5, Austin Peay, 09/19/20 [0-5]; USF, 10/03/20 [3-2]</p>
<p>GARDNER, Ahmad</p> <p>POINTS SCORED: 6, UCF, 10/04/19 ; at East Carolina, 11/02/19</p> <p>TOUCHDOWNS: 1, UCF, 10/04/19 ; at East Carolina, 11/02/19</p> <p>ALL-PURPOSE YARDS: 62, at East Carolina, 11/02/19</p> <p>INTERCEPTIONS: 1, 6 times</p> <p>LONG INTERCEPTION RETURN: 62, at East Carolina, 11/02/19</p> <p>TACKLES: 8, Austin Peay, 09/19/20 [3-5]</p> <p>SACKS: .5, Houston, 11/07/20 [0-1]</p> <p>TFLS: .5, Houston, 11/07/20 [0-1]</p> <p>PASS BREAKUPS: 2, 4 times</p>	<p>JACKSON, Jayshon</p> <p>POINTS SCORED: 6, Ohio, 09/22/18 ; ECU, 11/23/18; ECU, 11/13/20</p> <p>TOUCHDOWNS: 1, Ohio, 09/22/18 ; ECU, 11/23/18; ECU, 11/13/20</p> <p>RECEPTIONS: 6, Alabama A&M, 09/15/18</p> <p>RECEIVING YARDS: 80, Alabama A&M, 09/15/18 [6 receptions]</p> <p>RECEIVING TDS: 1, Ohio, 09/22/18 ; ECU, 11/23/18; ECU, 11/13/20</p> <p>LONG RECEPTION: 45, Army, 09/26/20; Memphis, 10/31/20</p> <p>ALL-PURPOSE YARDS: 80, Alabama A&M, 09/15/18</p>
<p>HARPER, Darius</p> <p>TACKLES: 1, USF, 10/03/20 [1-0]; UCF, 10/04/19 [1-0]</p>	<p>JONES, Daved</p> <p>TACKLES: 2, Austin Peay, 09/19/20 [1-1]; USF, 10/03/20 [0-2]</p> <p>PASS BREAKUPS: 1, Austin Peay, 09/19/20</p>
<p>HARRIS, Justin</p> <p>TACKLES: 3, Austin Peay, 09/19/20 [1-2]</p> <p>TFLS: 1.0, at SMU, 10/24/20 [1-0]</p> <p>PASS BREAKUPS: 1, UCF, 10/04/19</p>	<p>JONES, Cam</p> <p>RECEPTIONS: 1, East Carolina, 11/13/20</p> <p>RECEIVING YARDS: 11, East Carolina, 11/13/20 [1 receptions]</p> <p>LONG RECEPTION: 11, East Carolina, 11/13/20</p> <p>ALL-PURPOSE YARDS: 11, East Carolina, 11/13/20</p>
<p>HICKS, Ja'Von</p> <p>ALL-PURPOSE YARDS: 70, at Memphis, 12/07/19</p> <p>INTERCEPTIONS: 2, at Houston, 10/12/19</p> <p>LONG INTERCEPTION RETURN: 70 [8th], at Memphis, 12/07/19</p> <p>TACKLES: 9, at USF, 11/16/19 [8-1]</p> <p>TFLS: .5, Temple, 11/23/19 [0-0]</p> <p>FUMBLES FORCED: 1, at Ohio State, 09/07/19 ; at USF, 11/16/19</p> <p>FUMBLES RECOVERED: 1, 4 times</p> <p>PASS BREAKUPS: 1, USF, 10/03/20 ; Tulsa, 10/19/19</p>	<p>JONES, Jordan</p> <p>RECEPTIONS: 5, vs. Eastern Illinois, 9/1/18</p> <p>RECEIVING YARDS: 132, vs. Eastern Illinois, 9/1/18</p> <p>RECEIVING TDS: 1, [4x] last vs. Eastern Illinois, 9/1/18</p> <p>LONG RECEPTION: 65, vs. Missouri, 11/24/17</p> <p>RUSHES: 2, vs. Texas A&M, 9/23/17</p> <p>RUSHING YARDS: 50, vs. Texas A&M, 9/23/17</p> <p>LONG RUSH: 30, vs. Texas A&M, 9/23/17</p>
	<p>KOPAYGORODSKY, Michael</p> <p>POINTS SCORED: 6, at Marshall, 09/28/19</p> <p>TOUCHDOWNS: 1, at Marshall, 09/28/19</p> <p>RUSH ATTEMPTS: 5, Alabama A&M, 09/15/18 ; at Marshall, 09/28/19</p> <p>RUSH YARDS: 26, Alabama A&M, 09/15/18 [5 carries]</p> <p>RUSH TDS: 1, at Marshall, 09/28/19</p> <p>LONG RUSH: 14, Alabama A&M, 09/15/18</p> <p>TOTAL OFFENSE ATTEMPTS: 5, Alabama A&M, 09/15/18 [5 rush,0 pass]; at Marshall, 09/28/19 [5 rush,0 pass]</p> <p>TOTAL OFFENSE YARDS: 26, Alabama A&M, 09/15/18 [26 rush,0 pass]</p> <p>ALL-PURPOSE YARDS: 26, Alabama A&M, 09/15/18</p> <p>KICK RETURNS: 1, Tulsa, 10/19/19</p> <p>KICK RETURN YARDS: 13, Tulsa, 10/19/19 [1 returns]</p> <p>LONG KICK RETURN: 13, Tulsa, 10/19/19</p> <p>TACKLES: 2, Temple, 11/23/19 [1-1]</p>

LABELLE, Bruno

POINTS SCORED: 6, at Marshall, 09/28/19 ; USF, 10/03/20
TOUCHDOWNS: 1, at Marshall, 09/28/19 ; USF, 10/03/20
RECEPTIONS: 3, Austin Peay, 09/19/20 ; USF, 10/03/20 ; at Temple, 10/20/18
RECEIVING YARDS: 36, Austin Peay, 09/19/20 (3 receptions)
RECEIVING TDS: 1, at Marshall, 09/28/19 ; USF, 10/03/20
LONG RECEPTION: 21, Austin Peay, 09/19/20
ALL-PURPOSE YARDS: 36, Austin Peay, 09/19/20

LINDAUER, M.

RUSH ATTEMPTS: 2, Austin Peay, 09/19/20
RUSH YARDS: 15, Austin Peay, 09/19/20 (2 carries)
LONG RUSH: 4, Austin Peay, 09/19/20
TOTAL OFFENSE ATTEMPTS: 2, Austin Peay, 09/19/20 (2 rush,0 pass)
TOTAL OFFENSE YARDS: 15, Austin Peay, 09/19/20 (15 rush,0 pass)
ALL-PURPOSE YARDS: 15, Austin Peay, 09/19/20

MARTIN, Daeshon

TACKLES: 1, East Carolina, 11/13/20 (1-0)

MCCLELLAND, C.

POINTS SCORED: 6, 5 times
TOUCHDOWNS: 1, 5 times
RUSH ATTEMPTS: 16, Alabama A&M, 09/15/18
RUSH YARDS: 121, Alabama A&M, 09/15/18 (16 carries)
RUSH TDS: 1, 4 times
LONG RUSH: 55, ECU, 11/23/18
RECEPTIONS: 2, at SMU, 10/27/18 ; ECU, 11/23/18 ; vs Virginia Tech, 12/31/18
RECEIVING YARDS: 47, vs Virginia Tech, 12/31/18 (2 receptions)
RECEIVING TDS: 1, vs Virginia Tech, 12/31/18
LONG RECEPTION: 38, vs Virginia Tech, 12/31/18
TOTAL OFFENSE ATTEMPTS: 16, Alabama A&M, 09/15/18 (16 rush,0 pass)
TOTAL OFFENSE YARDS: 121, Alabama A&M, 09/15/18 (121 rush,0 pass)
ALL-PURPOSE YARDS: 144, ECU, 11/23/18
KICK RETURNS: 4, at UCF, 11/17/18
KICK RETURN YARDS: 70, at UCF, 11/17/18 (4 returns)
LONG KICK RETURN: 24, at UCF, 11/17/18
TACKLES: 1, Austin Peay, 09/19/20 (1-0); Army, 09/26/20 (1-0)

MCCONNELL, V.

TACKLES: 1, at Ohio State, 09/07/19 (1-0)

METZ, Lorenz

BLOCKED KICKS: 1, Temple, 11/23/19

MONTGOMERY, R.

POINTS SCORED: 6, vs Boston College, 01/02/20 ; UConn, 11/09/19
TOUCHDOWNS: 1, vs Boston College, 01/02/20 ; UConn, 11/09/19
RUSH ATTEMPTS: 7, vs Boston College, 01/02/20
RUSH YARDS: 47, vs Boston College, 01/02/20 (7 carries)
RUSH TDS: 1, vs Boston College, 01/02/20 ; UConn, 11/09/19
LONG RUSH: 26, Miami (OH), 09/14/19
RECEPTIONS: 1, Memphis, 10/31/20; Houston, 11/07/20
RECEIVING YARDS: 10, Memphis, 10/31/20 (1 receptions)
LONG RECEPTION: 10, Memphis, 10/31/20
TOTAL OFFENSE ATTEMPTS: 7, vs Boston College, 01/02/20 (7 rush,0 pass)
TOTAL OFFENSE YARDS: 47, vs Boston College, 01/02/20 (47 rush,0 pass)
ALL-PURPOSE YARDS: 92, Miami (OH), 09/14/19
PUNT RETURNS: 5, Miami (OH), 09/14/19 ; UConn, 11/09/19
PUNT RETURN YARDS: 57, Miami (OH), 09/14/19 (5 returns)
LONG PUNT RETURN: 25, UCLA, 08/29/19
KICK RETURNS: 2, East Carolina, 11/13/20
KICK RETURN YARDS: 41, East Carolina, 11/13/20 (2 returns)
LONG KICK RETURN: 32, Tulsa, 12/19/20

PACE, Deshawn

TACKLES: 4, Memphis, 10/31/20 (1-3) East Carolina, 11/13/20 (1-3)
FUMBLES FORCED: 1, East Carolina, 11/13/20

PHILLIPS, Eric

TACKLES: 3, East Carolina, 11/13/20 (0-3)

PIERCE, Alec

POINTS SCORED: 6, 4 times
TOUCHDOWNS: 1, 4 times
RECEPTIONS: 6, at Marshall, 09/28/19
RECEIVING YARDS: 146, Tulsa, 12/19/20 (5 receptions)
RECEIVING TDS: 1, 4 times
LONG RECEPTION: 52, UCLA, 08/29/19
ALL-PURPOSE YARDS: 146, Tulsa, 12/19/20
TACKLES: 2, Navy, 11/03/18 (1-1)

PONDER, Elijah

TACKLES: 8, Army, 09/26/20 (2-6)
SACKS: 2.0, UCF, 10/04/19 (2-0)
TFLS: 2.0, UCF, 10/04/19 (2-0)
FUMBLES FORCED: 1, Alabama A&M, 09/15/18 ; USF, 10/03/20
PASS BREAKUPS: 1, at SMU, 10/24/20

PRATER, Evan

RUSH ATTEMPTS: 2, Austin Peay, 09/19/20
RUSH YARDS: 4, Austin Peay, 09/19/20 (2 carries)
LONG RUSH: 3, Austin Peay, 09/19/20
TOTAL OFFENSE ATTEMPTS: 2, Austin Peay, 09/19/20 (2 rush,0 pass)
TOTAL OFFENSE YARDS: 4, Austin Peay, 09/19/20 (4 rush,0 pass)
ALL-PURPOSE YARDS: 4, Austin Peay, 09/19/20

RIDDER, Desmond

POINTS SCORED: 18, three times
TOUCHDOWNS: 3, three times
RUSH ATTEMPTS: 21, vs Boston College, 01/02/20
RUSH YARDS: 179, at SMU, 10/24/20 (8 carries)
RUSH TDS: 3, three times
LONG RUSH: 91, at SMU, 10/24/20
PASS ATTEMPTS: 50 [t-10th], at SMU, 10/27/18
PASS COMPLETIONS: 33 [1st], at SMU, 10/27/18
PASS YARDS: 352, at SMU, 10/27/18
PASS TDS: 4, at Marshall, 09/28/19 ; ECU, 11/23/18
HAD INTERCEPTED: 3, USF, 10/03/20
LONG PASS: 77, Ohio, 09/22/18
TOTAL OFFENSE ATTEMPTS: 67, at SMU, 10/27/18 (17 rush,50 pass)
TOTAL OFFENSE YARDS: 402, East Carolina, 11/13/20 (75 rush,327 pass)
ALL-PURPOSE YARDS: 179, at SMU, 10/24/20
TACKLES: 1, at SMU, 10/24/20 (1-0)

SANDERS, Myjai

TACKLES: 6, Tulsa, 10/19/19 (3-3); Memphis, 10/31/20 (5-1)
SACKS: 2.0, Tulsa, 12/19/20 (2-0)
TFLS: 2.5, Memphis, 10/31/20 (2-1)
FUMBLES FORCED: 1, Tulsa, 10/19/19
FUMBLES RECOVERED: 1, Miami (OH), 09/14/19
PASS BREAKUPS: 2, Houston, 11/07/20

SINGLE-GAME HIGHS

SCOTT, Tyler

RUSH ATTEMPTS: 1, Austin Peay, 09/19/20

RUSH YARDS: 20, Austin Peay, 09/19/20 (1 carries)

LONG RUSH: 20, Austin Peay, 09/19/20

RECEPTIONS: 1, East Carolina, 11/13/20

RECEIVING YARDS: 9, East Carolina, 11/13/20 (1 receptions)

LONG RECEPTION: 9, East Carolina, 11/13/20

TOTAL OFFENSE ATTEMPTS: 1, Austin Peay, 09/19/20 (1 rush,0 pass)

TOTAL OFFENSE YARDS: 20, Austin Peay, 09/19/20 (20 rush,0 pass)

ALL-PURPOSE YARDS: 20, Austin Peay, 09/19/20

SHEPPARD, J.

TACKLES: 4, Austin Peay, 09/19/20 (4-0)

TFLS: 1.0, Austin Peay, 09/19/20 (1-0)

SMITH, Cole

POINTS SCORED: 12, at UCF, 11/21/20

KICK PATS: 9, Alabama A&M, 09/15/18

POINTS BY KICKING: 12, at UCF, 11/21/20

FIELD GOALS MADE: 3, at UCF, 11/21/20

FIELD GOAL ATTEMPTS: 4, at Temple, 10/20/18

LONGEST FIELD GOAL: 50, Tulsa, 10/19/19

TACKLES: 2, vs Boston College, 01/02/20 (1-1); East Carolina, 11/13/20 (2-0)

SMITH, James

RUSH YARDS: 5, Temple, 11/10/17 (0 carries)

TOTAL OFFENSE YARDS: 5, Temple, 11/10/17 (5 rush,0 pass)

ALL-PURPOSE YARDS: 5, Temple, 11/10/17

PUNT ATTEMPTS: 10, at Michigan, 09/09/17

PUNT YARDS: 373, at Michigan, 09/09/17 (10 punts)

LONGEST PUNT: 72, at Temple, 10/20/18

TACKLES: 1, at Miami, 09/08/18 (1-0); Marshall, 09/30/17 (0-1); at SMU, 10/24/20 (1-0)

TAYLOR, Jabari

TACKLES: 5, UConn, 11/09/19 (1-4)

SACKS: 1.0, vs Boston College, 01/02/20 (1-0); Memphis, 10/31/20 (1-0)

TFLS: 2.0, Memphis, 10/31/20 (2-0)

PASS BREAKUPS: 1, Memphis, 10/31/20

TAYLOR, Leonard

POINTS SCORED: 6, at UCF, 11/21/20; at Memphis, 11/29/19

TOUCHDOWNS: 1, at UCF, 11/21/20; at Memphis, 11/29/19

RECEPTIONS: 6, at UCF, 11/21/20

RECEIVING YARDS: 76, at UCF, 11/21/20 (6 receptions)

RECEIVING TDS: 1, at UCF, 11/21/20; at Memphis, 11/29/19

LONG RECEPTION: 25, Memphis, 10/31/20

ALL-PURPOSE YARDS: 76, at UCF, 11/21/20

KICK RETURNS: 1, Alabama A&M, 09/15/18; at East Carolina, 11/02/19

KICK RETURN YARDS: 13, at East Carolina, 11/02/19 (1 returns)

LONG KICK RETURN: 13, at East Carolina, 11/02/19

TACKLES: 1, Army, 09/26/20 (0-1); USF, 10/03/20 (1-0)

THOMAS, Jaheim

TACKLES: 1, Austin Peay, 09/19/20 (0-1); USF, 10/03/20 (0-1)

THOMPSON, Jadon

RECEPTIONS: 2, Army, 09/26/20; East Carolina, 11/13/20

RECEIVING YARDS: 20, Army, 09/26/20 (2 receptions)

LONG RECEPTION: 18, Austin Peay, 09/19/20

ALL-PURPOSE YARDS: 20, Army, 09/26/20

TACKLES: 1, Memphis, 10/31/20 (1-0)

TUCKER, Tre

POINTS SCORED: 6, 4 times

TOUCHDOWNS: 1, 4 times

RUSH ATTEMPTS: 2, Miami (OH), 09/14/19 ; at Memphis, 12/07/19

RUSH YARDS: 32, vs Boston College, 01/02/20 (1 carries)

LONG RUSH: 32, vs Boston College, 01/02/20

RECEPTIONS: 4, East Carolina, 11/13/20

RECEIVING YARDS: 69, East Carolina, 11/13/20 (4 receptions)

RECEIVING TDS: 1, Austin Peay, 09/19/20; Memphis, 10/31/20; East Carolina, 11/13/20

LONG RECEPTION: 56, at Marshall, 09/28/19

TOTAL OFFENSE ATTEMPTS: 2, twice

TOTAL OFFENSE YARDS: 32, vs Boston College, 01/02/20 (32 rush,0 pass)

ALL-PURPOSE YARDS: 121, Tulsa, 12/19/20

PUNT RETURNS: 1, at Houston, 10/12/19

PUNT RETURN YARDS: 2, at Houston, 10/12/19 (1 returns)

LONG PUNT RETURN: 2, at Houston, 10/12/19

KICK RETURNS: 4, at USF, 11/16/19; Tulsa, 12/19/20

KICK RETURN YARDS: 111, Tulsa, 12/19/20 (4 returns)

LONG KICK RETURN: 97 [t-4th], USF, 10/03/20

TACKLES: 1, 9 times

TUCKY, Ethan

ALL-PURPOSE YARDS: 13, Army, 09/26/20 ; Tulane, 10/06/18

PUNT RETURNS: 1, Army, 09/26/20 ; Tulane, 10/06/18

PUNT RETURN YARDS: 13, Army, 09/26/20 (1 returns); Tulane, 10/06/18 (1 returns)

TACKLES: 6, Miami (OH), 09/14/19 (5-1)

SACKS: 1.0, 6 times

TFLS: 2.0, at Memphis, 12/07/19 (2-0)

FUMBLES FORCED: 1, vs Boston College, 01/02/20

FUMBLES RECOVERED: 1, Navy, 11/03/18

PASS BREAKUPS: 1, at Temple, 10/20/18 ; Navy, 11/03/18

BLOCKED KICKS: 1, 5 times

VAN FOSSEN, Ty

TACKLES: 8, Houston, 11/07/20 (6-2); UConn, 11/09/19 (4-4)

SACKS: 1.0, USF, 10/03/20 (1-0); East Carolina, 11/13/20 (1-0)

TFLS: 3.0, Houston, 11/07/20 (3-0)

FUMBLES RECOVERED: 1, Memphis, 10/31/20

PASS BREAKUPS: 1, UConn, 11/09/19; vs Virginia Tech, 12/31/18

VANN, Malik

TACKLES: 5, at Ohio State, 09/07/19 (3-2)

SACKS: 2.0, Miami (OH), 09/14/19 (2-0)

TFLS: 2.0, Miami (OH), 09/14/19 (2-0)

PASS BREAKUPS: 1, at Houston, 10/12/19

WARD, Taj

TACKLES: 4, Miami (OH), 09/14/19 (2-2)

WHITE, Jarell

POINTS SCORED: 6, East Carolina, 11/13/20

TOUCHDOWNS: 1, East Carolina, 11/13/20

ALL-PURPOSE YARDS: 26, East Carolina, 11/13/20

INTERCEPTIONS: 1, at UConn, 09/29/18; UCF, 10/04/19; East Carolina, 11/13/20

LONG INTERCEPTION RETURN: 26, East Carolina, 11/13/20

TACKLES: 15, Army, 09/26/20 (8-7)

SACKS: 1.0, Tulsa, 10/19/19 (1-0); at SMU, 10/24/20 (1-0); East Carolina, 11/13/20 (1-0)

TFLS: 2.0, at SMU, 10/24/20 (2-0); Temple, 11/23/19 (2-0); vs Virginia Tech, 12/31/18 (1-0)

FUMBLES FORCED: 1, UCF, 10/04/19 ; Tulsa, 10/19/19 ; Temple, 11/23/19

PASS BREAKUPS: 1, 5 times

WHYLE, Josh

POINTS SCORED: 6, 5 times

TOUCHDOWNS: 1, 5 times

RECEPTIONS: 5, Houston, 11/07/20; at UCF, 11/21/20

RECEIVING YARDS: 81, at UCF, 11/21/20 (5 receptions)

RECEIVING TDS: 1, 5 times

LONG RECEPTION: 32, UConn, 11/09/19

ALL-PURPOSE YARDS: 81, at UCF, 11/21/20

TACKLES: 1, Army, 09/26/20 (1-0); Tulsa, 12/19/20 (1-0)

WIGGINS, James

POINTS SCORED: 6, at SMU, 10/27/18

TOUCHDOWNS: 1, at SMU, 10/27/18

ALL-PURPOSE YARDS: 111, at SMU, 10/27/18

KICK RETURNS: 3, Ohio, 09/22/18 ; USF, 11/10/18

KICK RETURN YARDS: 61, Ohio, 09/22/18 (3 returns)

LONG KICK RETURN: 35, at UCLA, 09/01/18

INTERCEPTIONS: 1, 5 times

LONG INTERCEPTION RETURN: 86 [2nd], at SMU, 10/27/18

TACKLES: 10, at Temple, 10/20/18 (8-2)

SACKS: 1.0, Memphis, 10/31/20 (1-0)

TFLS: 1.0, three times

FUMBLES FORCED: 1 [t-9th], ECU, 11/23/18; Memphis, 10/31/20

PASS BREAKUPS: 2, Alabama A&M, 09/15/18

WRIGHT, Ethan

RECEPTIONS: 2, East Carolina, 11/13/20

RECEIVING YARDS: 21, East Carolina, 11/13/20 (2 receptions)

LONG RECEPTION: 13, East Carolina, 11/13/20

ALL-PURPOSE YARDS: 21, East Carolina, 11/13/20

TACKLES: 1, Memphis, 10/31/20 (1-0)

YOUNG, Cameron

POINTS SCORED: 6, East Carolina, 11/13/20

TOUCHDOWNS: 1, East Carolina, 11/13/20

RUSH ATTEMPTS: 1, Austin Peay, 09/19/20; East Carolina, 11/13/20

RUSH YARDS: 75, East Carolina, 11/13/20 (1 carries)

RUSH TDS: 1, East Carolina, 11/13/20

LONG RUSH: 75 [t-9th], East Carolina, 11/13/20

TOTAL OFFENSE ATTEMPTS: 1, twice

TOTAL OFFENSE YARDS: 75, East Carolina, 11/13/20 (75 rush, 0 pass)

ALL-PURPOSE YARDS: 75, East Carolina, 11/13/20

YOUNG, Michael

POINTS SCORED: 6, five times

TOUCHDOWNS: 1, five times

RUSH ATTEMPTS: 1, four times

RUSH YARDS: 6, Miami (OH), 09/30/17 (1 carry)

LONG RUSH: 6, Miami (OH), 09/30/17

RECEPTIONS: 5, Army, 09/26/20, Memphis, 10/31/20

RECEIVING YARDS: 66, at Wake Forest, 09/22/18 (1 reception)

RECEIVING TDS: 1, five times

LONG RECEPTION: 66, at Wake Forest, 09/22/18

ALL-PURPOSE YARDS: 112, at Northwestern, 11/03/18

KICK RETURNS: 3, at Northwestern, 11/03/18

KICK RETURN YARDS: 66, Vanderbilt, 09/15/18 (2 returns)

LONG KICK RETURN: 48, Vanderbilt, 09/15/18

2021 CINCINNATI FOOTBALL

STARTERS											
OFFENSE	LT	LG	C	RG	RT	TE	WR	WR	WR	QB	RB
AUSTIN PEAY	Hudson	Cooper	Robinson	McConnell	Harper	Labelle	Thompson	Jackson	Young Jr.	Ridder	Doaks
ARMY WEST POINT	Hudson	Cooper	Robinson	McConnell	Harper	Labelle	Thompson	Jackson	Young Jr.	Ridder	Doaks
USF	Hudson	Cooper	Robinson	Woodside	Harper	Labelle	L. Taylor	Jackson	Young Jr.	Ridder	Doaks
@ SMU	Hudson	O'Quinn	Renfro	McConnell	Harper	Labelle	Pierce	Jackson	Young Jr.	Ridder	Doaks
MEMPHIS	Hudson	O'Quinn	Renfro	McConnell	Harper	L. Taylor	Pierce	Whyte	Young Jr.	Ridder	Doaks
HOUSTON	Hudson	O'Quinn	Renfro	McConnell	Harper	L. Taylor	Whyte	Jackson	Young Jr.	Ridder	Doaks
ECU	Hudson	O'Quinn	Renfro	McConnell	Harper	Wright	Jones	Jackson	Young Jr.	Ridder	Doaks
@ UCF	Hudson	O'Quinn	Renfro	McConnell	Harper	L. Taylor	Pierce	Jackson	Young Jr.	Ridder	Doaks
TULSA	Hudson	O'Quinn	Renfro	McConnell	Harper	L. Taylor	Labelle	Jackson	Young Jr.	Ridder	Doaks
vs. Georgia	Hudson	O'Quinn	Robinson	McConnell	Harper	Labelle	Pierce	Jackson	Young Jr.	Ridder	Ford

DEFENSE	DE	DT	DE	WLB	MLB	SLB	CB	S	S	CB	NK
AUSTIN PEAY	Sanders	Brown	Ponder	Beavers	Dublancko	White	Gardner	Wiggins	Forrest	C. Bryant	Bush
ARMY WEST POINT	Sanders	Brown	Brooks (DT)	Ponder (DE)	Beavers	Dublancko	White (LB)	Wiggins	Forrest	C. Bryant	Pitts (J)
USF	Sanders	Brooks	Ponder	Beavers	Dublancko	White	Gardner	Wiggins	Forrest	C. Bryant	Bush
@ SMU	Sanders	Brooks	Ponder	Beavers	Dublancko	White	Gardner	Wiggins	Forrest	C. Bryant	Cook
MEMPHIS	Sanders	Brown	Ponder	Beavers	Dublancko	White	Gardner	Wiggins	Forrest	C. Bryant	Bush
HOUSTON	Sanders	J. Taylor	Ponder	Beavers	Dublancko	White	Gardner	Wiggins	Forrest	C. Bryant	Hicks
ECU	Sanders	J. Taylor	Ponder	Beavers	Dublancko	White	Gardner	Wiggins	Forrest	C. Bryant	Bush
@ UCF	Sanders	J. Taylor	Vann	Beavers	Dublancko	White	Gardner	Wiggins	Forrest	C. Bryant	Bush
TULSA	Sanders	Brooks	Ponder	Beavers	Tucky	White	Gardner	Wiggins	Forrest	C. Bryant	Bush
vs. Georgia	Sanders	Brooks	Ponder	Beavers	Dublancko	Van Fossen	Bush	Cook	Forrest	C. Bryant	Brown (DT)

START CHART

PLAYER	2020	CAR.	CONS.	PLAYER	2020	CAR.	CONS.	PLAYER	2020	CAR.	CONS.
Darrian Beavers, LB	10	27 *	11	Wilson Huber, TE	0	1	0	Jabari Taylor, DT	3	11	0
Curtis Brooks, DT	5	6	2	James Hudson, OL	10	11	10	Leonard Taylor, TE	5	7	0
Marcus Brown, DT	4	10	1	Jayshon Jackson, WR	9	13	5	Jadon Thompson, WR	2	2	0
Ben Bryant, QB	0	1	0	Jordan Jones, WR	1	7 *	0	Tre Tucker, WR	0	11	0
Coby Bryant, CB	10	34	24	Bruno Labelle, TE	6	14	2	Ethan Tucky, J	1	2	0
Arquon Bush, CB	7	12	4	Vincent McConnell, OL	9	14	7	Ty Van Fossen, LB	1	1	1
Bryan Cook, S	2	2	1	Lorenz Metz, OL	0	13	0	Malik Vann, DE	1	1	0
Jeremy Cooper, OL	3	7	0	Dylan O'Quinn, OL	7	7	7	Jarell White, LB	9	23	0
Gerrid Doaks, RB	9	13	0	Alec Pierce, WR	4	17	1	Josh Whyte, TE	2	2	0
Joel Dublancko, LB	9	9	1	Michael Pitts, DE	1	21	0	James Wiggins, S	9	21	0
Jerome Ford, RB	1	2 *	1	Elijah Ponder, DT	9	23	2	Colin Woodside, OL	1	1	0
Darrick Forrest, S	10	36	28	Jake Renfro, OL	6	6	0	Ethan Wright, RB	1	1	0
Ahmad Gardner, CB	8	14	0	Desmond Ridder, QB	10	35	12	Michael Young Jr., WR	10	11 *	10
Darius Harper, OL	10	19	17	Jakari Robinson, OL	4	24	1				
Ja'Von Hicks, S	1	15	0	Myjai Sanders, DE	10	24	24				

* - Beavers started 7 games @ UConn (2018), Ford started 1 game @ Alabama (2019), Jones started 6 games at Arkansas (2017), Young started 1 game at Notre Dame (2019)

2021 CINCINNATI FOOTBALL

PARTICIPATION

NAME	GP/GS	APSU	ARMY	USF	SMU	MEM	HOU	ECU	UCF	TLS	UGA
36 ADAMS, Will	5/-	XXX	XXX	...	XXX	...	XXX	XXX
1A ANDERSON, Sammy	2/-	XXX	XXX
3B BACEVICH, Blake	5/-	XXX	XXX	XXX	...	XXX	XXX
40 BAKER, DeMarco	10/-	XXX	XXX	XXX	XXX	XXX	XXX	XXX	XXX	XXX	XXX
9X BALES, Alex	2/-	XXX	XXX
4B BAMMANN, Blake	1/-	XXX
27 BEAVERS, D.	10/10	START	START	START	START	START	START	START	START	START	START
17 BELL, Marquez	1/-	XXX
92 BROOKS, Curtis	9/5	XXX	START	START	START	...	XXX	XXX	XXX	START	START
99 BROWN, Marcus	10/4	START	START	XXX	XXX	START	XXX	XXX	XXX	XXX	START
6 BRYANT, Ben	8/-	XXX	XXX	...	XXX	XXX	XXX	XXX	XXX	XXX	...
7D BRYANT, Coby	10/10	START	START	START	START	START	START	START	START	START	START
18 BUMPHIS, Todd	2/-	XXX	XXX
9D BUSH, Arquan	9/7	START	XXX	START	XXX	START	...	START	START	START	START
6D COOK, Bryan	10/2	XXX	XXX	XXX	START	XXX	XXX	XXX	XXX	XXX	START
74 COOPER, Jeremy	9/3	START	START	START	...	XXX	XXX	XXX	XXX	XXX	XXX
2J DINGLE, Jacob	9/-	XXX	XXX	XXX	XXX	XXX	XXX	XXX	XXX	...	XXX
23 DOAKS, Gerrid	9/9	START	START	START	START	START	START	START	START	START	...
13 DONALDSON, D.	4/-	XXX	XXX	XXX	XXX
41 DUBLANKO, Joel	10/9	START	START	START	START	START	START	START	START	XXX	START
14 FISCHER, Wyatt	10/-	XXX	XXX	XXX	XXX	XXX	XXX	XXX	XXX	XXX	XXX
24 FORD, Jerome	10/1	XXX	XXX	XXX	XXX	XXX	XXX	XXX	XXX	XXX	START
5D FORREST, D.	10/10	START	START	START	START	START	START	START	START	START	START
16 GARDNER, Ahmad	9/8	START	XXX	START	START	START	START	START	START	START	...
58 HARPER, Darius	10/10	START	START	START	START	START	START	START	START	START	START
4 HARRIS, Justin	9/-	XXX	XXX	XXX	XXX	XXX	XXX	XXX	XXX	...	XXX
3D HICKS, Ja'Von	9/1	XXX	XXX	XXX	...	XXX	START	XXX	XXX	XXX	XXX
2D HUBER, Wilson	8/-	XXX	XXX	XXX	XXX	XXX	XXX	XXX	XXX
55 HUDSON, James	10/10	START	START	START	START	START	START	START	START	START	START
62 HUMMEL, Zach	3/-	XXX	XXX	XXX
10 INGLE, Brody	9/-	XXX	XXX	XXX	XXX	XXX	XXX	XXX	XXX	XXX	...
2 JACKSON, J.	10/9	START	START	START	START	XXX	START	START	START	START	START
1B JONES, Cam	9/-	XXX	XXX	XXX	...	XXX	XXX	XXX	XXX	XXX	XXX
2X JONES, Daved	6/-	XXX	XXX	XXX	...	XXX	XXX	XXX
5 JONES, Jordan	10/1	XXX	XXX	XXX	XXX	XXX	XXX	START	XXX	XXX	XXX
9B KEYS, Mychal	1/-	XXX
3K KIRK, Casey	2/-	XXX	XXX
3D KOPAYGORODSKY	10/-	XXX	XXX	XXX	XXX	XXX	XXX	XXX	XXX	XXX	XXX
87 LABELLE, Bruno	7/6	START	START	START	START	XXX	START	START
65 LAMB, Cody	10/-	XXX	XXX	XXX	XXX	XXX	XXX	XXX	XXX	XXX	XXX
47 LAWLER, Nate	9/-	XXX	XXX	...	XXX	XXX	XXX	XXX	XXX	XXX	XXX
16 LINDAUER, M.	2/-	XXX	XXX
5M MARTIN, Daeshon	1/-	XXX
0 MCCLELLAND, C.	4/-	XXX	XXX	XXX	XXX
77 MCCONNELL, V.	9/9	START	START	...	START	START	START	START	START	START	START
76 MENDIOLA, M.	1/-	XXX
51 METZ, Lorenz	8/-	XXX	XXX	XXX	XXX	XXX	XXX	XXX	XXX
31 MEYER, Nate	1/-	XXX
22 MONTGOMERY, R.	10/-	XXX	XXX	XXX	XXX	XXX	XXX	XXX	XXX	XXX	XXX
50 O'QUINN, Dylan	10/7	XXX	XXX	XXX	START	START	START	START	START	START	START
44 OAKES, Mick	5/-	XXX	...	XXX	...	XXX	XXX	XXX
2P PACE, Deshawn	8/-	XXX	...	XXX	...	XXX	XXX	XXX	XXX	XXX	XXX
96 PFEIFFER, C.	10/-	XXX	XXX	XXX	XXX	XXX	XXX	XXX	XXX	XXX	XXX
97 PHILLIPS, Eric	5/-	XXX	XXX	XXX	...	XXX	...	XXX
12 PIERCE, Alec	6/4	START	START	...	XXX	START	XXX	START
93 PONDER, Elijah	9/9	START	START	START	START	START	START	START	...	START	START
3 PRATER, Evan	1/-	XXX
56 RENFRO, Jake	7/6	XXX	START	START	START	START	START	START	...
9 RIDDER, Desmond	10/10	START	START	START	START	START	START	START	START	START	START
52 ROBINSON, J.	7/4	START	START	START	...	XXX	XXX	XXX	START
35 ROYER, Ryan	10/-	XXX	XXX	XXX	XXX	XXX	XXX	XXX	XXX	XXX	XXX
2S SANDERS, Myjai	10/10	START	START	START	START	START	START	START	START	START	START
21 SCOTT, Tyler	10/-	XXX	XXX	XXX	XXX	XXX	XXX	XXX	XXX	XXX	XXX
39 SHEPPARD, J.	8/-	XXX	XXX	XXX	XXX	XXX	XXX	XXX	XXX
8B SINGLETARY, P.	4/-	XXX	XXX	XXX	XXX
1X SMITH, Cole	10/-	XXX	XXX	XXX	XXX	XXX	XXX	XXX	XXX	XXX	XXX
37 SMITH, James	10/-	XXX	XXX	XXX	XXX	XXX	XXX	XXX	XXX	XXX	XXX
90 TAYLOR, Jabari	10/3	XXX	XXX	XXX	XXX	XXX	START	START	START	XXX	XXX
11 TAYLOR, Leonard	10/5	XXX	XXX	START	XXX	START	START	XXX	START	START	XXX
2T THOMAS, Jaheim	4/-	XXX	...	XXX	...	XXX	...	XXX
20 THOMPSON, Jadon	6/2	START	START	XXX	...	XXX	XXX	XXX
7 TUCKER, Tre	10/-	XXX	XXX	XXX	XXX	XXX	XXX	XXX	XXX	XXX	XXX
19 TUCKY, Ethan	10/1	XXX	XXX	XXX	XXX	XXX	XXX	XXX	XXX	START	XXX
1V VAN FOSSEN, Ty	10/1	XXX	XXX	XXX	XXX	XXX	XXX	XXX	XXX	XXX	START
42 VANN, Malik	9/1	XXX	XXX	XXX	XXX	XXX	XXX	XXX	START	XXX	...
6B VOELKER, Ethan	1/-	XXX
1W WARD, Taj	9/-	XXX	XXX	XXX	XXX	XXX	XXX	XXX	...	XXX	XXX
8D WHITE, Jarell	10/9	START	START	START	START	START	START	START	START	START	XXX
81 WHYLE, Josh	10/2	XXX	XXX	XXX	XXX	START	START	XXX	XXX	XXX	XXX
1 WIGGINS, James	9/9	START	START	START	START	START	START	START	START	START	...
75 WILLIAMS, John	4/-	XXX	XXX	XXX	XXX
34 WOOTLY, Justin	2/-	XXX	...	XXX
71 WOODSIDE, Colin	10/1	XXX	XXX	START	XXX	XXX	XXX	XXX	XXX	XXX	XXX
33 WRIGHT, Ethan	7/1	XXX	XXX	XXX	START	XXX	XXX	XXX
25 YOUNG, Cameron	2/-	XXX	XXX
8 YOUNG, Michael	10/10	START	START	START	START	START	START	START	START	START	START

LONG PLAYS

YDS.	TYPE	PLAYER(S)	OPP.
*97	KR	TUCKER, Tre	USF
*91	Rush	RIDDER, Desmond	SMU
*79	Rush	FORD, Jerome	Georgia
*75	Rush	YOUNG, Cameron	East Carolina
72	Rush	DOAKS, Gerrid	Houston
*60	Pass	DOAKS, Gerrid from RIDDER, Desmond	Army
*48	Rush	FORD, Jerome	Memphis
48	Rush	DOAKS, Gerrid	Houston
45	Pass	JACKSON, J. from RIDDER, Desmond	Memphis
*45	Pass	TUCKER, Tre from RIDDER, Desmond	East Carolina
45	Pass	PIERCE, Alec from RIDDER, Desmond	Tulsa
45	KR	TUCKER, Tre	Houston
45	Pass	JACKSON, J. from RIDDER, Desmond	Army
*43	Pass	PIERCE, Alec from RIDDER, Desmond	Memphis
*42	Rush	FORD, Jerome	Tulsa
*40	Rush	BRYANT, Ben	Austin Peay
38	Rush	RIDDER, Desmond	Austin Peay
36	Pass	JONES, Jordan from RIDDER, Desmond	East Carolina
*36	Pass	PIERCE, Alec from RIDDER, Desmond	Tulsa
*35	Rush	DOAKS, Gerrid	SMU
35	Pass	JACKSON, J. from RIDDER, Desmond	USF
35	Pass	PIERCE, Alec from RIDDER, Desmond	UCF
34	Pass	JONES, Jordan from RIDDER, Desmond	UCF
*33	Rush	FORD, Jerome	Memphis
*33	Pass	YOUNG, Michael from RIDDER, Desmond	East Carolina
*32	Pass	DOAKS, Gerrid from RIDDER, Desmond	Austin Peay
*32	Rush	RIDDER, Desmond	Houston
*32	Rush	RIDDER, Desmond	SMU
32	KR	MONTGOMERY, R.	Tulsa
31	Pass	PIERCE, Alec from RIDDER, Desmond	Tulsa
31	INT	BUSH, Arquon	Austin Peay
30	KR	TUCKER, Tre	Tulsa
30	Pass	WHYLE, Josh from RIDDER, Desmond	Austin Peay
30	KR	TUCKER, Tre	Tulsa
29	KR	TUCKER, Tre	Tulsa
*29	Pass	TUCKER, Tre from RIDDER, Desmond	Austin Peay
29	Rush	DUBLANKO, Joel	East Carolina
*29	Pass	WHYLE, Josh from RIDDER, Desmond	UCF
27	Rush	RIDDER, Desmond	East Carolina
27	Pass	YOUNG, Michael from RIDDER, Desmond	Army

YDS.	TYPE	PLAYER(S)	OPP.
27	KR	TUCKER, Tre	Army
27	Pass	WHYLE, Josh from RIDDER, Desmond	Tulsa
26	Pass	DOAKS, Gerrid from RIDDER, Desmond	Austin Peay
26	KR	MONTGOMERY, R.	East Carolina
26	Rush	RIDDER, Desmond	USF
*26	INT	WHITE, Jarell	East Carolina
26	Rush	RIDDER, Desmond	East Carolina
25	Pass	TAYLOR, Leonard from RIDDER, Desmond	Memphis
25	Pass	YOUNG, Michael from RIDDER, Desmond	Georgia
24	Rush	RIDDER, Desmond	SMU
24	Rush	FORD, Jerome	SMU
24	INT	BRYANT, Coby	East Carolina
*24	Rush	FORD, Jerome	East Carolina
23	Pass	WHYLE, Josh from RIDDER, Desmond	Austin Peay
22	KR	TUCKER, Tre	Tulsa
22	Pass	TUCKER, Tre from RIDDER, Desmond	UCF
22	Rush	MCCLELLAND, C.	Austin Peay
22	KR	TUCKER, Tre	SMU
*21	Pass	TUCKER, Tre from RIDDER, Desmond	Memphis
21	KR	TUCKER, Tre	SMU
21	Rush	RIDDER, Desmond	Austin Peay
21	PR	MONTGOMERY, R.	Tulsa
21	Pass	LABELLE, Bruno from BRYANT, Ben	Austin Peay
20	Rush	DOAKS, Gerrid	East Carolina
20	Pass	JACKSON, J. from RIDDER, Desmond	East Carolina
20	Rush	SCOTT, Tyler	Austin Peay
20	Pass	PIERCE, Alec from RIDDER, Desmond	Tulsa
20	Rush	FORD, Jerome	East Carolina
20	Pass	TAYLOR, Leonard from RIDDER, Desmond	UCF
20	PR	MONTGOMERY, R.	Army
20	INT	FORREST, D.	UCF
20	Pass	WHYLE, Josh from RIDDER, Desmond	UCF
20	Pass	TAYLOR, Leonard from RIDDER, Desmond	UCF
20	Rush	RIDDER, Desmond	UCF

* touchdown scored on play

BY PLAYER

PLAYER	NO.	TD	R	P	KR	PR	IR	FR
TUCKER, Tre	13	4	0	4	9	0	0	0
RIDDER, Desmond	10	3	10	0	0	0	0	0
FORD, Jerome	7	5	7	0	0	0	0	0
DOAKS, Gerrid	7	3	4	3	0	0	0	0
PIERCE, Alec	6	2	0	6	0	0	0	0
WHYLE, Josh	5	1	0	5	0	0	0	0
JACKSON, J.	4	0	0	4	0	0	0	0
MONTGOMERY, R.	4	0	0	0	2	2	0	0
YOUNG, Michael	3	1	0	3	0	0	0	0
TAYLOR, Leonard	3	0	0	3	0	0	0	0
JONES, Jordan	2	0	0	2	0	0	0	0
YOUNG, Cameron	1	1	1	0	0	0	0	0
BRYANT, Ben	1	1	1	0	0	0	0	0
WHITE, Jarell	1	1	0	0	0	0	1	0
DUBLANKO, Joel	1	0	1	0	0	0	0	0
BUSH, Arquon	1	0	0	0	0	0	1	0
BRYANT, Coby	1	0	0	0	0	0	1	0
MCCLELLAND, C.	1	0	1	0	0	0	0	0
LABELLE, Bruno	1	0	0	1	0	0	0	0
SCOTT, Tyler	1	0	1	0	0	0	0	0
FORREST, D.	1	0	0	0	0	0	1	0
TOTAL	74	22	26	31	11	2	4	0

BY NUMBER

PLAYS BY YARDS	NO.	TD
100+	0	0
90-99	2	2
80-89	0	0
70-79	3	2
60-69	1	1
50-59	0	0
40-49	10	5
30-39	18	7
20-29	40	5

PLAYS BY TYPE	NO.	TD
Rushing	26	11
Passing	31	9
Punt returns	2	0
Kick returns	11	1
Interceptions	4	1
Fumble returns	0	0
Other	0	0
TOTAL	74	22

BY GAME

GAME	NO.	TD	R	P	KR	PR	IR	FR
AUSTIN PEAY	12	3	5	6	0	0	1	0
ARMY WEST POINT	5	1	0	3	1	1	0	0
USF	3	1	1	2	1	0	0	0
@ SMU	7	3	5	0	2	0	0	0
MEMPHIS	6	4	2	4	0	0	0	0
HOUSTON	4	1	3	0	1	0	0	0
ECU	18	6	10	4	2	0	2	0
@ UCF	9	1	1	7	0	0	1	0
TULSA	12	2	1	5	5	1	0	0
vs. Georgia	2	1	1	1	0	0	0	0
TOTAL	74	22	26	31	11	2	4	0

SCORING DRIVES

SEPT. 19 AUSTIN PEAY

SCORING PLAY	QTR	CLOCK	PLAYS	YDS	TIME
Tucker 29-yard pass from Ridder	1	13:21	5	74	1:39
Doaks 1-yard run	1	00:33	13	71	5:43
Doaks 1-yard run	2	12:01	5	55	2:04
Doaks 2-yard run	2	03:39	8	71	4:33
Doaks 32-yard pass from Ridder	3	03:55	7	51	3:02
Ford 2-yard run	3	01:13	3	15	0:37
B. Bryant 40-yard run	4	13:39	4	67	1:12
Whyte 8-yard pass from B. Bryant	4	07:59	6	66	1:16

SEPT. 26 #22 ARMY WEST POINT

SCORING PLAY	QTR	CLOCK	PLAYS	YDS	TIME
C. Smith 33-yard field goal	1	10:50	8	48	3:19
M. Young Jr. 12-yard pass from Ridder	2	07:25	14	91	6:10
Ford 4-yard run	3	08:00	7	60	2:48
Doaks 60-yard pass from Ridder	4	06:55	2	68	0:51

OCT. 3 USF

SCORING PLAY	QTR	CLOCK	PLAYS	YDS	TIME
Doaks 10-yard run	1	04:28	13	92	6:02
Whyte 13-yard pass from Ridder	2	00:39	11	65	4:53
Labelle 3-yard pass from Ridder	3	04:01	8	67	4:10
Tucker 97-yard kickoff return	3	00:36			

OCT. 24 @ #16 SMU

SCORING PLAY	QTR	CLOCK	PLAYS	YDS	TIME
Whyte 7-yard pass from Ridder	1	06:05	12	70	5:32
Ridder 15-yard run	1	02:20	4	50	1:41
Doaks 1-yard run	3	06:13	11	70	5:22
Ridder 32-yard run	3	03:22	3	64	1:41
Ridder 91-yard run	4	04:39	1	91	0:16
Doaks 35-yard run	4	02:03	3	43	1:31

OCT. 31 MEMPHIS

SCORING PLAY	QTR	CLOCK	PLAYS	YDS	TIME
Pierce 43-yard pass from Ridder	1	09:15	6	75	2:18
Ridder 13-yard run	2	13:58	11	75	5:09
M. Young Jr. 6-yard pass from Ridder	2	04:04	8	70	4:14
Ridder 9-yard run	3	06:23	9	90	4:53
Tucker 21-yard pass from Ridder	3	01:29	5	55	2:41
Ford 33-yard run	4	08:02	1	35	0:08
Ford 48-yard run	4	01:30	6	67	3:42

NOV. 7 HOUSTON

SCORING PLAY	QTR	CLOCK	PLAYS	YDS	TIME
Doaks 2-yard run	1	08:51	5	84	2:20
Ridder 10-yard run	2	07:53	10	75	3:56
Ridder 32-yard run	2	01:40	6	75	2:37
Whyte 4-yard pass from Ridder	2	00:13	3	55	0:28
C. Smith 32-yard field goal	3	05:48	17	60	9:12
Ridder 12-yard run	4	14:15	10	85	3:49

NOV. 13 EAST CAROLINA

SCORING PLAY	QTR	CLOCK	PLAYS	YDS	TIME
M. Young Jr. 33-yard pass from Ridder	1	09:14	10	79	4:34
White 26-yard interception return	2	14:52			
Ford 24-yard run	2	08:23	6	70	2:09
Tucker 45-yard TD pass from Ridder	2	05:18	1	45	0:07
Ridder 7-yard run	2	01:32	7	53	3:04
Jackson 12-yard pass from Ridder	3	00:29	11	85	5:46
Ford 1-yard run	4	05:41	9	75	4:37
C. Young 75-yard run	4	00:10	1	75	0:07

NOV. 21 @ UCF

SCORING PLAY	QTR	CLOCK	PLAYS	YDS	TIME
C. Smith 47-yard field goal	1	10:10	6	35	2:34
Whyte 29-yard pass from Ridder	2	11:37	5	73	1:22
C. Smith 26-yard field goal	2	03:14	10	68	5:31
Ridder 3-yard run	2	01:23	5	70	0:43
C. Smith 22-yard field goal	3	06:29	16	87	8:31
Ridder 1-yard run	4	13:07	4	16	1:01
Taylor 7-yard pass from Ridder	4	07:15	10	71	5:14

DEC. 19 #23 TULSA

SCORING PLAY	QTR	CLOCK	PLAYS	YDS	TIME
Ford 42-yard run	1	08:56	4	75	1:54
C. Smith 25-yard field goal	1	00:05	11	72	5:46
Pierce 36-yard pass from Ridder	2	03:17	5	64	2:04
Ridder 10-yard run	3	07:14	6	65	2:46
C. Smith 34-yard field goal	4	00:00	12	51	3:34

JAN. 1 #9 GEORGIA

SCORING PLAY	QTR	CLOCK	PLAYS	YDS	TIME
Pierce 14-yard pass from Ridder	1	04:38	7	42	3:45
Whyte 11-yard pass from Ridder	2	00:06	9	75	3:40
Ford 79-yard run	3	14:11	2	75	0:49

DRIVE SUMMARIES

AVERAGE SCORING DRIVE/PLAY STATS

Plays: 6.8 per drive Yards: 70.1 per drive Avg. Drive Time: 2:56

BY THE NUMBERS

SCORING DRIVES - 53

PLAYS 363

YARDS 3,713

SECONDS 9,368

LONGEST

Longest drive (time):

9:12 vs. Houston

17 plays, 60 yards, C. Smith 32-yard field goal

Longest drive (yards):

92 yards vs. USF

13 plays, 6:02, Doaks 10-yard run

SHORTEST

Shortest drive (time):

0:07 vs. East Carolina (twice)

1 play, 45/75 yds, Tucker 45-yd pass from Ridder / C. Young 75-yd run

Shortest drive (yards):

15 yards vs. Austin Peay

3 plays, 0:37 yard, Ford 2-yard run

DRIVE CHART / POSSESSION

CINCINNATI SEASON DRIVE CHART

OPPONENT	TOTAL DRIVES	TOTAL YARDS	AVG. START POSITION	START IN OPP.	-----HOW ENDED-----						
					TO	FG	MISSED FG	PUNT	DOWN	TO	CLOCK
AUSTIN PEAY	12	525	Own 38	2	8	0	0	1	0	1	2
ARMY WEST POINT	14	331	Own 34	2	3	1	0	5	1	2	2
USF	12	332	Own 42	5	3	0	1	4	0	4	0
@ SMU	13	439	Own 30	2	6	0	0	5	0	2	0
MEMPHIS	13	513	Own 29	1	7	0	0	4	0	1	1
HOUSTON	12	510	Own 27	1	5	1	0	4	0	1	1
ECU	12	653	Own 29	4	8	0	0	2	1	1	1
@ UCF	14	482	Own 33	2	4	3	0	4	1	1	0
TULSA	13	420	Own 34	1	3	2	1	3	1	2	1
vs. Georgia	14	305	Own 23	1	3	0	1	8	0	1	0
TOTALS	129	4,510	Own 33	21	50	7	3	40	4	16	8

Note• Non-offensive touchdowns and turnovers on punt returns and kick returns are not counted as drives.

OPPONENT SEASON DRIVE CHART

OPPONENT	TOTAL DRIVES	TOTAL YARDS	AVG. START POSITION	START IN OPP.	-----HOW ENDED-----						
					TO	FG	MISSED FG	PUNT	DOWN	TO	CLOCK
AUSTIN PEAY	11	353	Own 22	0	2	2	0	5	1	1	0
ARMY WEST POINT	12	276	Own 24	1	0	1	0	7	2	2	0
USF	14	291	Own 29	2	1	0	1	3	2	6	2
@ SMU	14	290	Own 31	2	1	2	1	5	4	1	0
MEMPHIS	13	321	Own 20	0	1	1	0	6	3	1	1
HOUSTON	12	282	Own 23	0	1	1	0	7	0	2	1
ECU	13	293	Own 24	0	2	1	0	5	0	4	1
@ UCF	14	359	Own 27	1	4	1	0	6	1	1	1
TULSA	12	365	Own 28	2	3	1	1	5	0	2	0
vs. Georgia	14	449	Own 30	3	2	3	0	5	1	2	1
TOTALS	115	3,279	Own 25	11	17	13	3	54	14	22	7

Note• Non-offensive touchdowns and turnovers on punt returns and kick returns are not counted as drives.

TIME OF POSSESSION

DATE	OPPONENT	SCORE	OVERALL	1ST QTR	2ND QTR	3RD QTR	4TH QTR
09/19	AUSTIN PEAY	W	55-20	28:54	7:27	4:35	7:25
09/26	ARMY WEST POINT	W	24-10	29:28	6:31	8:12	5:41
10/03	USF	W	28-7	36:24	10:03	8:24	8:01
10/24	@ SMU	W	42-13	27:15	8:47	3:23	10:14
10/31	MEMPHIS	W	49-10	34:50	10:41	8:32	7:34
11/07	HOUSTON	W	38-10	32:29	6:21	7:11	12:16
11/13	ECU	W	55-17	30:10	8:44	7:09	9:33
11/21	@ UCF	W	36-33	37:08	6:32	7:37	12:18
12/19	TULSA	W	27-24	33:57	9:16	6:16	7:51
01/02	vs. Georgia	L	21-24	31:24	6:37	10:17	5:03
CINCINNATI			Total	319:59	80:59	74:28	83:06
			Avg.	31:59	8:05	7:26	8:18
OPPONENTS			Total	280:00	69:01	75:32	66:54
			Avg.	28:00	6:54	7:33	6:41

RED ZONE / OVERTIME

CINCINNATI IN THE RED ZONE (36 of 45 / 80.0%)

										----- FAILED TO SCORE INSIDE RZ -----					
DATE	OPPONENT	SCORE	#	RZS	RZP	TDs	RTD	PTD	FGM	FGA	DOWNS	INT	FMB	HALF	GAME
09/19	AUSTIN PEAY	W, 55-20	5	5	35	5	4	1	0	0	0	0	0	0	0
09/26	ARMY WEST POINT	W, 24-10	4	3	17	2	1	1	1	0	1	0	0	0	0
10/03	USF	W, 28-7	5	3	21	3	1	2	0	1	0	1	0	0	0
10/24	@ SMU	W, 42-13	3	3	21	3	2	1	0	0	0	0	0	0	0
10/31	MEMPHIS	W, 49-10	4	4	28	4	2	2	0	0	0	0	0	0	0
11/07	HOUSTON	W, 38-10	5	5	31	4	3	1	1	0	0	0	0	0	0
11/13	ECU	W, 55-17	5	3	21	3	2	1	0	0	1	0	1	0	0
11/21	@ UCF	W, 36-33	6	5	26	3	2	1	2	0	1	0	0	0	0
12/19	TULSA	W, 27-24	5	3	13	1	1	0	2	1	1	0	0	0	0
01/01	vs. Georgia	L, 21-24	3	2	14	2	0	2	0	1	0	0	0	0	0
TOTALS			45	36	227	30	18	12	6	3	4	1	1	0	0

OPPONENTS IN THE RED ZONE (25 of 34 / 73.5%)

										----- FAILED TO SCORE INSIDE RZ -----					
DATE	OPPONENT	SCORE	#	RZS	RZP	TDs	RTD	PTD	FGM	FGA	DOWNS	INT	FMB	HALF	GAME
09/19	AUSTIN PEAY	W, 55-20	3	3	13	1	1	0	2	0	0	0	0	0	0
09/26	ARMY WEST POINT	W, 24-10	3	1	3	0	0	0	1	0	2	0	0	0	0
10/03	USF	W, 28-7	1	1	7	1	1	0	0	0	0	0	0	0	0
10/24	@ SMU	W, 42-13	5	3	13	1	0	1	2	0	2	0	0	0	0
10/31	MEMPHIS	W, 49-10	1	0	0	0	0	0	0	0	1	0	0	0	0
11/07	HOUSTON	W, 38-10	2	2	10	1	1	0	1	0	0	0	0	0	0
11/13	ECU	W, 55-17	4	3	17	2	2	0	1	0	0	1	0	0	0
11/21	@ UCF	W, 36-33	5	5	33	4	1	3	1	0	0	0	0	0	0
12/19	TULSA	W, 27-24	4	3	21	3	2	1	0	1	0	0	0	0	0
01/01	vs. Georgia	L, 21-24	6	4	19	2	1	1	2	0	0	1	1	0	0
TOTALS			34	25	136	15	9	6	10	1	5	2	1	0	0

OVERTIME GAMES

YEAR	OPPONENT	W/L	LENGTH	REGULATION	FINAL
1996	Miami (Ohio)	W	3OT	17-17	30-23
1997	at Houston *	L	2OT	31-31	41-38
	at Miami (Ohio)	W	2OT	24-24	34-31
1999	UAB *	L	OT	21-21	24-21
2000	at Wisconsin	L	OT	22-22	28-25
	at Memphis *	W	OT	10-10	13-10
2002	TCU *	W	OT	29-29	36-29
2003	Temple	W	3OT	24-24	30-24
	at USF *	L	2OT	10-10	24-17
2008	at No. 20 West Virginia *	W	OT	20-20	26-23
2012	at No. 16/14 Louisville *	L	OT	31-31	34-31
2013	No. 19/16 Louisville *	L	OT	24-24	31-24
2016	at Tulsa *	L	OT	34-34	40-37
2017	SMU *	L	OT	28-28	31-28
2018	at Temple *	L	OT	17-17	24-17
	at SMU *	W	OT	20-20	26-20

* - Conference Game

CINCINNATI'S RECORD IN...

All Overtime Games	7-9
One Overtime:	4-7
Two Overtimes:	1-2
Three Overtimes:	2-0
Overtime at Home	3-3
Overtime on the Road	4-6
Overtime Conference Games	4-8
Overtime Non-Conference Games	3-1
Overtime Coin Toss	8-8

POSSESSION RESULT	CINCINNATI	OPP.
Touchdowns	8	7
Field Goals	6	7
Missed Field Goals	0	3
Turnovers	6	5

2021 CINCINNATI FOOTBALL

SITUATIONAL RECORD

	2020	2019	2018	2017	2016	2015	2014	2013	2012	2011	2010	2009	2008	2007	SINCE '07
Overall	9-1	11-3	11-2	4-8	4-8	7-6	9-4	9-4	10-3	10-3	4-8	12-1	11-3	10-3	120-57
Conference Games	6-0	7-1	6-2	2-6	3-4	4-4	7-1	6-2	5-2	5-2	4-3	7-0	6-1	4-3	67-36
When playing at home	7-0	6-0	6-0	2-4	3-4	5-1	5-1	5-1	6-1	5-1	3-4	6-0	6-0	4-2	70-19
When playing on road	2-0	4-3	4-2	2-4	1-4	2-4	4-2	4-2	2-2	4-2	1-4	6-0	5-2	5-1	46-32
At Neutral Sites	0-1	1-0	1-0	0-0	0-0	0-1	0-1	0-1	2-0	1-0	0-0	0-1	0-1	1-0	6-6
When playing on natural grass	1-0	2-0	2-2	0-2	1-3	1-2	2-1	1-2	4-0	2-1	0-3	2-0	0-3	3-1	21-20
When playing on artificial turf	8-1	9-3	9-0	4-6	3-5	6-4	7-3	8-2	6-3	8-2	4-5	10-1	11-0	7-2	98-37
When playing during the day	6-1	6-3	7-1	2-4	2-4	4-2	3-2	6-2	4-1	7-3	1-4	8-0	3-2	4-1	62-30
When playing at night	3-0	5-0	4-1	2-4	2-4	3-4	6-2	3-2	6-2	3-0	3-4	4-1	8-1	6-2	59-27
When scoring first	7-1	8-1	6-1	3-1	2-3	3-2	7-3	7-0	8-1	6-2	3-3	9-0	10-2	6-2	83-22
When opponent scores first	2-0	3-2	5-1	1-7	2-5	4-4	2-1	2-4	2-2	4-1	1-5	3-1	1-1	4-1	36-35
When leading after first quarter	6-0	7-0	4-0	0-0	2-1	6-1	6-0	3-0	8-1	5-0	3-2	8-0	9-1	8-2	73-8
When trailing after first quarter	2-0	3-3	4-2	3-8	2-5	1-5	1-3	3-4	2-2	3-1	0-5	2-1	1-1	1-0	28-40
When tied after first quarter	1-1	1-0	3-0	1-0	0-2	0-0	2-1	3-0	0-0	2-2	1-1	2-0	1-1	1-1	18-9
When leading at halftime	9-1	8-1	7-0	2-0	2-2	6-2	9-0	8-0	8-1	7-0	3-0	10-0	9-1	9-1	95-9
When trailing at halftime	0-0	3-2	2-1	2-8	1-6	1-3	0-4	0-4	2-2	2-3	1-7	1-1	2-2	1-1	18-44
When tied at halftime	0-0	0-0	2-1	0-0	1-0	0-1	0-0	1-0	0-0	1-0	0-1	1-0	0-0	0-1	6-4
When leading after three quarters	8-1	9-1	8-1	2-0	3-1	6-2	9-0	8-1	10-1	6-0	4-0	11-0	10-0	10-0	102-8
When trailing after three quarters	1-0	2-2	2-1	2-8	1-7	0-4	0-4	0-3	0-2	2-2	0-8	1-1	1-3	0-2	12-47
When tied after three quarters	0-0	0-0	1-0	0-0	0-0	1-0	0-0	1-0	0-0	2-1	0-0	0-0	0-0	0-1	5-2
In overtime	0-0	0-0	1-1	0-1	0-1	0-0	0-0	0-1	0-1	0-0	0-0	0-0	1-0	0-0	2-5
When UC has more rushing yards	7-1	10-1	10-2	2-3	2-0	7-0	5-0	9-0	9-2	9-2	3-1	8-0	8-0	8-1	94-13
When opponent has more rushing yards	2-0	1-2	1-0	2-5	2-8	0-6	4-4	0-4	1-1	1-1	1-6	4-1	3-3	2-2	24-43
When UC rushes for 150 or more yards	7-0	8-2	10-2	1-2	3-0	7-0	6-0	6-1	8-2	6-2	4-2	4-0	2-0	4-0	74-13
When UC rushes for 200 or more yards	5-0	6-1	7-2	1-1	1-0	5-0	4-0	3-0	7-1	3-0	3-0	3-0	2-0	3-0	53-5
When UC holds opponent to < than 100 rushing yards	4-1	4-0	6-1	1-0	1-0	2-0	4-0	7-0	3-0	5-1	3-3	3-0	6-0	8-1	56-7
When UC holds opponent to < than 150 rushing yards	5-1	9-0	9-2	2-3	2-0	4-0	5-0	8-1	6-1	8-2	3-4	4-0	7-0	8-1	99-15
When UC has more passing yards	5-0	6-0	7-0	3-1	3-5	5-5	6-3	8-3	4-2	1-0	1-4	11-0	8-2	5-2	70-27
When opponent has more passing yards	4-1	6-3	4-2	1-7	1-3	2-1	2-1	1-1	5-1	9-3	3-5	1-1	3-1	5-1	46-31
When UC passes for 200 or more yards	6-1	4-2	6-0	2-4	4-5	7-5	7-4	8-3	8-2	6-2	3-4	5-0	4-2	10-2	78-35
When UC passes for 300 or more yards	2-0	0-0	4-0	0-1	1-2	4-3	4-3	5-2	2-0	1-0	1-3	7-0	3-0	3-2	37-16
When UC holds opponent to < than 200 passing yards	4-0	5-0	7-0	1-2	1-4	3-3	3-1	5-2	3-2	2-1	1-4	6-0	5-2	3-2	48-23
When UC holds opponent to < than 150 passing yards	2-0	4-0	4-0	1-1	1-2	3-2	1-1	3-1	1-1	1-0	0-1	2-0	2-0	1-1	26-10
When UC holds opponent to < than 100 passing yards	2-0	2-0	1-0	1-1	0-0	0-1	1-0	2-0	0-0	1-0	0-0	0-0	1-0	1-0	12-2
When UC has more total yards	9-0	5-1	8-0	2-1	4-1	7-3	7-1	9-2	7-1	7-0	4-4	10-0	10-0	7-1	107-15
When opponent has more total yards	0-1	6-2	1-2	2-7	0-7	0-3	2-3	0-2	3-2	3-2	0-4	2-1	1-3	3-2	23-41
When UC has 300 or more yards	9-1	9-2	8-2	3-6	4-5	7-5	8-4	9-4	10-3	10-2	4-4	12-0	11-1	9-3	113-42
When UC has 400 or more yards	5-0	6-2	9-0	1-3	3-1	7-4	7-3	8-2	7-1	3-1	3-2	10-0	4-0	8-2	81-21
When UC has 500 or more yards	6-0	2-0	3-0	0-0	2-1	5-3	5-0	4-0	1-0	3-0	2-1	3-0	1-0	3-0	37-5
When UC has 600 or more yards	1-0	0-0	3-0	0-0	0-0	3-1	0-0	2-0	0-0	0-0	2-0	1-0	0-0	1-0	13-1
When UC has 700 or more yards	0-0	0-0	1-0	0-0	0-0	1-1	0-0	0-0	0-0	0-0	0-0	1-0	0-0	0-0	3-1
When UC has more first downs	6-0	6-0	9-2	2-0	2-1	7-2	6-2	9-1	5-1	7-0	4-3	7-0	6-1	7-1	81-14
When opponent has more first downs	3-1	5-3	2-1	2-7	2-7	0-2	1-2	0-3	5-2	3-3	0-5	5-1	3-2	3-2	34-40
When first downs are equal	0-0	0-0	0-0	0-1	0-0	0-2	2-0	0-0	0-0	0-0	0-0	0-0	2-0	0-0	4-3
When UC forces more turnovers	3-1	5-0	5-0	1-1	2-2	1-1	7-1	4-0	8-0	6-1	1-0	8-0	2-0	8-0	60-7
In games decided by < than three points	2-1	4-0	0-0	2-1	0-1	1-1	0-0	1-0	1-1	2-1	0-1	3-0	3-0	1-0	20-7
In games decided by < than seven points	2-1	4-1	3-1	3-0	1-1	2-2	2-0	2-2	1-3	3-1	0-1	0-0	5-0	2-3	30-16
In black jerseys	5-0	5-0	6-0	2-4	1-4	4-0	3-2	2-2	6-3	5-0	3-2	3-0	6-1	5-2	57-20
In white jerseys	3-0	4-3	5-2	2-4	2-3	2-5	5-2	4-2	4-0	5-2	1-4	7-1	4-2	5-1	50-30
In red jerseys	1-1	2-0	0-0	0-0	1-1	1-1	1-0	3-0	1-0	0-1	0-2	2-0	1-0	0-0	13-6

THE LAST TIME

SCORING

Scored 30 or more points	36 @ UCF (11/21/20)
Scored 40 or more points	55 vs. ECU (11/13/20)
Scored 50 or more points	55 vs. ECU (11/13/20)
Scored 60 or more points	63 vs. Alabama A&M (09/15/18)
Scored 70 or more points	72 vs. Austin Peay (09/03/11)

TOTAL OFFENSE

Had more than 400 total yards	420 vs. Tulsa (12/19/20)
Had more than 450 total yards	482 @ UCF (11/21/20)
Had more than 500 total yards	653 vs. ECU (11/13/20)
Had more than 550 total yards	653 vs. ECU (11/13/20)
Had more than 600 total yards	653 vs. ECU (11/13/20)
Had more than 650 total yards	653 vs. ECU (11/13/20)
Had more than 700 total yards	741 vs. Alabama A&M (09/15/18)

RUSHING OFFENSE

Rushed for 150 or more yards	151 vs. Tulsa (12/19/20)
Rushed for 200 or more yards	299 vs. ECU (11/13/20)
Rushed for 250 or more yards	289 vs. ECU (11/13/20)
Rushed for 300 or more yards	342 vs. Houston (11/07/20)
Rushed for 350 or more yards	409 vs. Alabama A&M (09/15/18)
Rushed for 400 or more yards	409 vs. Alabama A&M (09/15/18)

PASSING OFFENSE

Passed for 250 or more yards	269 vs. Tulsa (12/19/20)
Passed for 300 or more yards	338 @ UCF (11/21/20)
Passed for 350 or more yards	354 vs. ECU (11/13/20)
Passed for 400 or more yards	400 @ Tulsa (11/25/16)
Passed for 450 or more yards	523 @ Houston (11/07/15)
Passed for 500 or more yards	523 @ Houston (11/07/15)
Passed for 600 or more yards	620 @ Memphis (09/24/15)

SCORING DEFENSE

Allowed 0 points	0 vs. Navy (11/03/18)
Allowed 3 or fewer points	3 vs. UConn (11/09/19)
Allowed 7 or fewer points	7 vs. USF (10/03/20)
Allowed 10 or fewer points	10 vs. Houston (11/07/20)
Allowed 14 or fewer points	10 vs. Houston (11/07/20)

TOTAL DEFENSE

Allowed fewer than 75 total yards	53 vs. Kansas (09/20/97)
Allowed fewer than 100 total yards	87 @ Miami OH (09/21/13)
Allowed fewer than 125 total yards	87 @ Miami OH (09/21/13)
Allowed fewer than 150 total yards	129 @ UConn (11/22/14)
Allowed fewer than 175 total yards	164 vs. Boston College (01/02/20)
Allowed fewer than 200 total yards	164 vs. Boston College (01/02/20)
Allowed fewer than 225 total yards	164 vs. Boston College (01/02/20)
Allowed fewer than 250 total yards	164 vs. Boston College (01/02/20)

RUSHING DEFENSE

Allowed 0 or fewer yards	-3 @ Miami OH (10/01/11)
Allowed 25 or fewer yards	5 vs. Memphis (10/31/20)
Allowed 50 or fewer yards	5 vs. Memphis (10/31/20)
Allowed 75 or fewer yards	5 vs. Memphis (10/31/20)
Allowed 100 or fewer yards	93 vs. Houston (11/07/20)

PASSING DEFENSE

Allowed 0 passing yards	-1 vs. Xavier (10/09/71)
Allowed 50 or fewer yards	47 vs. Navy (11/03/18)
Allowed 100 or fewer yards	87 vs. ECU (11/13/20)
Allowed 150 or fewer yards	87 vs. ECU (11/13/20)
Allowed 175 or fewer yards	166 vs. Tulsa (12/19/20)
Allowed 200 or fewer yards	166 vs. Tulsa (12/19/20)

SPECIAL SITUATIONS

Scored on the first play from scrimmage	McKay 80-yard pass from Kiel vs. Memphis (10/4/14)
Had a game-winning field goal	Cole Smith, 34 yards vs. Tulsa (12/19/20)
Kicked a 50-yard field goal	Cole Smith, 50 yards vs. Tulsa (10/19/19)
UC shutout its opponent	vs. Navy (11/03/18, W, 42-0)
UC was shutout	@ No. 5 Ohio State (09/07/19, L 42-0)
Converted a 2-point play	Josiah Deguara from Desmond Ridder @ ECU (11/02/19)

INDIVIDUAL RUSHING

Had a player rush for 100 or more yards	184 by Doaks, 103 by Ridder vs. Houston (11/07/20)
Had a player rush for 150 or more yards	184 by Gerrid Doaks vs. Houston (11/07/20)
Had a player rush for 200 or more yards	212 by Mike Boone vs. USF (10/24/14)
Had a player rush for 225 or more yards	238 by Richard Hall vs. Miami OH (09/11/04)
Had two players rush for 100 or more yards	184 (Doaks) & 103 (Ridder) vs. Houston (11/07/20)
Had a player rush for 2 or more TDs	2 by Desmond Ridder @ UCF (11/21/20)
Had a player rush for 3 or more TDs	3 by Desmond Ridder vs. Houston (11/07/20)
Had a player rush for 4 or more TDs	4 by Isaiah Pead vs. Rutgers (11/20/10)
Had a player rush for 5 or more TDs	6 by Ike Stewart vs. Transylvania (10/05/1912)

INDIVIDUAL PASSING

Had a player pass for 200 or more yards	269 by Desmond Ridder vs. Tulsa (12/19/20)
Had a player pass for 250 or more yards	269 by Desmond Ridder vs. Tulsa (12/19/20)
Had a player pass for 300 or more yards	338 by Desmond Ridder @ UCF (11/21/20)
Had a player pass for 350 or more yards	352 by Desmond Ridder @ SMU (10/27/18)
Had a player pass for 400 or more yards	523 by Gunner Kiel @ Houston (11/07/15)
Had a player pass for 450 or more yards	523 by Gunner Kiel @ Houston (11/07/15)
Had a player pass for 500 or more yards	523 by Gunner Kiel @ Houston (11/07/15)
Had a player pass for 2 or more TDs	3 by Desmond Ridder vs. ECU (11/13/20)
Had a player pass for 3 or more TDs	3 by Desmond Ridder vs. ECU (11/13/20)
Had a player pass for 4 or more TDs	4 by Desmond Ridder @ Marshall (09/28/19)
Had a player pass for 5 or more TDs	5 by Gunner Kiel vs. UCF (10/31/15)
Had a player pass for 6 or more TDs	6 by Gunner Kiel vs. Toledo (09/12/14)
Had a player complete 20 passes	21 by Desmond Ridder @ UCF (11/21/20)
Had a player complete 30 passes	33 by Desmond Ridder @ SMU (10/27/18)
Had a player complete 35 passes	35 by Deontey Kenner @ Southern Miss (10/23/99)
Had a player complete 10 straight passes	17 by Desmond Ridder vs. Ohio (09/22/18) @ UConn (09/29/18)
Had a player throw 30 passes	32 by Desmond Ridder @ UCF (11/21/20)
Had a player throw 35 passes	36 by Desmond Ridder @ Memphis (12/07/19)
Had a player throw 40 passes	50 by Desmond Ridder @ SMU (10/27/18)
Had a player throw 45 passes	50 by Desmond Ridder @ SMU (10/27/18)
Had a player throw 50 passes	50 by Desmond Ridder @ SMU (10/27/18)

INDIVIDUAL RECEIVING

Had a player with 10 or more receptions in a game	12 by Kahlil Lewis @ SMU (10/27/18)
Had a player with 11 or more receptions in a game	12 by Kahlil Lewis @ SMU (10/27/18)
Had a player with 12 or more receptions in a game	12 by Kahlil Lewis @ SMU (10/27/18)
Had a player with 13 or more receptions in a game	15 by Shaq Washington @ ECU (11/28/15)
Had a player with 14 or more receptions in a game	15 by Shaq Washington @ ECU (11/28/15)
Had a player with 15 or more receptions in a game	15 by Shaq Washington @ ECU (11/28/15)
Had a player receive 100 or more yards	146 by Alec Pierce vs. Tulsa (12/19/20)
Had a player receive 150 or more yards	203 by Kahlil Lewis vs. ECU (11/23/18)
Had a player receive 200 or more yards	203 by Kahlil Lewis vs. ECU (11/23/18)
Had a player receive 250 or more yards	254 by Tom Rossley vs. Louisville (11/09/68)
Had a player receive for 2 or more TDs	2 by Josiah Deguara vs. UConn (11/09/19)
Had a player receive for 3 or more TDs	3 by Kahlil Lewis vs. ECU (11/23/18)

GAMES AGAINST RANKED TEAMS

Beat a top 25 team	vs. No. 23 Tulsa, 27-24 (12/19/20)
Beat a top 10 team	No. 7 Rutgers, 30-11 (11/18/06)
Beat a ranked opponent @ home	No. 23 Tulsa, 27-24 (12/19/20)
Beat a ranked opponent on the road	@ No. 16 SMU, 42-13 (10/24/20)
Beat a ranked opponent @ a neutral site	vs. No. 25 vs. Virginia Tech (FedEx Field/09/29/12)
Beat back-to-back ranked opponents	10/30/08-11/08/08 #24 USF & @ #20 West Virginia
Lost to a ranked opponent @ home	No. 25 UCF, 51-29 (10/07/17)

RETURNS/SPECIAL TEAMS/DEFENSE

Returned a KO for a TD	Tre Tucker, 97 yards vs. USF (10/03/20)
Returned a Punt for a TD	Mardy Gilyard, 53 yards (9/12/09 vs. SEMO)
Had Two Interceptions	2 by Coby Bryant vs. USF (10/03/20)
Had Three Interceptions	3 by Mike Tyson @ Purdue (09/10/16)
Recorded a Safety	@ UCLA (09/01/18)
Returned an INT for a TD	Jarell White, 26 yards vs. ECU (11/13/20)
Returned 2 INTs for TDs	D. Battle-30 yards & C. Cheatham-53 yards vs. Akron (9/17/11)
Recovered a fumble in endzone for a TD	Josiah Deguara @ Marshall (09/28/19)
Returned a fumble for a TD	Kimoni Fitz 0 yards @ UCF (11/17/18)
Executed a successful onside kick	Kick by Miliano/Recovered by Morrison @ Rutgers (11/16/13)
Blocked a FG	Jordan Stepp vs. Rutgers (11/17/12 - 22-yard third quarter attempt)
Blocked a PAT	Lorenz Metz vs. Temple (11/23/19 - fourth quarter)
Returned a blocked PAT for 2 points	Coby Bryant, 98 yards vs. Temple (11/23/19)
Blocked a punt	Ethan Tucky vs. Army West Point (09/26/20)

SINGLE-GAME SCHOOL RECORDS

SINGLE-GAME TEAM OFFENSE

Most Points	124 vs. Transylvania [1912]
Most Touchdowns	14 vs. Transylvania [1912]
Most Rushing Attempts	83 vs. Louisiana-Monroe [1977]
Most Rushing Yards	464 vs. Case-Western Reserve [1953] 464 vs. Virginia Military Institute [1953]
Most Rushing Touchdowns	14 vs. Transylvania [1912]
Most Passing Attempts	64 at Memphis [2015]
Most Passes Completed	38 at Memphis [2015]
Most Passing Yards	620 at Memphis [2015]
Most Interceptions Thrown	6 vs. Xavier [1972]
Most Touchdown Passes	6 vs. Toledo [2014]; vs. Illinois [2009]
Most Offensive Plays	100 at Memphis [2015]
Most Yards Total Offense	752 at Memphis [2015]
Most First Downs	38 at Memphis [2015]; 38 vs. Austin Peay [2018]
Most Fumbles	15 vs. Louisville [1970]
Most Fumbles Lost	7 vs. Virginia Military Institute [1951]
Most Turnovers	9 vs. Xavier [1955] 9 vs. Hardin-Simmons [1955] 9 vs. Virginia Military Institute [1951]
Most Penalties	18 vs. Kansas State [1951]
Most Penalty Yards	176 vs. Louisville [1968]
Most Punts	13 vs. Pittsburgh [1981] 13 vs. Mississippi State [1948]
Most Punting Yards	510 vs. Louisville [1996]
Most Punt Return Yards	177 vs. Ohio [1949]
Most Kickoff Return Yards	295 vs. Memphis [1971]
Fewest Rushing Attempts	15 vs. Illinois [2009]
Fewest Rushing Yards	-23 vs. Rutgers [2005]
Fewest Passes Completed	0 vs. Dayton [1970]
Fewest Passing Yards	0 vs. Dayton [1970]
Fewest Yards Total Offense	46 vs. North Texas State [1959]
Fewest First Downs	3 vs. West Virginia [1989]
Fewest Penalties	1 five times, last vs. Rutgers [1994]
Fewest Yards Penalized	4 vs. Memphis [1966]
Fewest Punts	0 three times, last vs. Miami (OH) [2008]

SINGLE-GAME TEAM DEFENSE

Fewest Rushing Attempts Allowed	17 vs. Dayton [1961]
Fewest Rushing Yards Allowed	-46 vs. Kansas [1997]
Fewest Passing Attempts	1 vs. Boston College [1964]
Fewest Pass Completions Allowed	0 six times, last vs. Louisville [1974]
Fewest Passing Yards Allowed	-1 vs. Xavier [1971]
Fewest Yards Total Offense Allowed	18 vs. Louisiana-Lafayette [1973]
Most Points Allowed	81 vs. Penn State [1991]
Most Rushing Attempts Allowed	86 vs. West Virginia [1969]
Most Rushing Yards Allowed	539 vs. Northern Illinois [1989]
Most Passing Attempts Allowed	67 vs. Louisville [1997]
Most Pass Completions Allowed	37 vs. East Carolina [1997]
Most Passing Yards Allowed	482 vs. Florida [2010]
Most Yards Total Defense Allowed	742 vs. Louisville [1998]
Most Passes Intercepted	7 vs. Kansas State [1951]
Most Interception Return Yards	162 vs. Dayton [1956]
Most Turnovers Forced	8 vs. Rice [1974]

SINGLE-GAME INDIVIDUAL OFFENSE

Rushing Attempts	45 by Steve Cowan vs. Ohio [1970]
Rushing Yards	306 by Bob Hynes vs. Case Western Reserve [1923]
Yards Per Rush	29.5 by Mike Boone at Miami (OH) [4 carries, 118 yards] [2015]
Rushing Touchdowns	6 by Ike Stewart vs. Transylvania [1912] 6 by Bob Heuck vs. Transylvania [1912]
Passing Attempts	59 by Deontey Kenner vs. Southern Miss [1999]
Passing Completions	35 by Deontey Kenner vs. Southern Miss [1999] 35 by Greg Cook vs. Ohio [1968]
Passing Yards	557 by Hayden Moore at Memphis [2015]
Passing Touchdowns	6 by Gunner Kiel [2014]; by Tony Pike vs. Illinois [2009]
Interceptions Thrown	6 by Mike Shoemaker vs. Xavier [1972]
Receptions	15 by Shaq Washington at East Carolina [2015]
Receiving Yards	254 by Tom Rossley vs. Louisville [1968]
Yards Per Reception	73.7 by Chris Moore at Ohio State [3 rec, 221 yards] [2014]
Receiving Touchdowns	3 by eight players, last by Chris Moore at Ohio State [2014]
All-Purpose Yards (Rsh., Rec. and Ret.)	381 by Mardy Gilyard at Pittsburgh [2009]
Total Yards	564 by Hayden Moore at Memphis [2015]
Total Points	51 by Ike Stewart vs. Transylvania [1912]
Touchdowns	8 by Ike Stewart vs. Transylvania [1912]
Extra Points Made	12 by Alonzo Weiss vs. Transylvania [1912]
Field Goals Made	4 by 10 players, last by Andrew Gantz at Memphis [2015]
Punts	13 by Phil Peckich at Pittsburgh [1981]
Punting Yards	510 by Steve Smith at Louisville [1996]
Punting Average	59.7 by Kevin Huber vs. Marshall [3 punts] [2007]
Kickoff Returns	8 by Mardy Gilyard at Pittsburgh [2009] 8 by LaDaris Vann vs. East Carolina [1999]
Kickoff Return Yards	256 by Mardy Gilyard at Pittsburgh [2009]
Kickoff Returns For Touchdowns	1 by 20 players, last by Gilyard at Pittsburgh [2009]
Punt Returns	7 by Mike Daniels vs. Western Carolina [2005] 7 by Tinker Keck vs. Kansas [1997] 7 by Charley Bland vs. Villanova [1973]
Punt Return Yards	161 by Gene Gibson vs. Ohio [1949]
Punt Return Touchdowns	2 by Tinker Keck vs. Louisville [1997] 2 by Gene Gibson vs. Ohio [1949]

SINGLE-GAME INDIVIDUAL DEFENSE

Total Tackles	19 by Greg Blair at Louisville [10/26/12] * Frank Callicott vs. UAB [11/30/02] * Jeff Luc vs. Miami (Ohio) [9/20/14] *
Tackles For A Loss	5.5 by Brandon Mills vs. Rutgers [11/20/10] *
Sacks	4.0 by Alex Daniels at Miami (Ohio) [10/3/09] * Antwan Peek vs. Louisiana-Monroe [12/1/01] *
Forced Fumbles	3 by Antwan Peek vs. Louisiana Monroe [12/1/01] *
Fumble Recoveries	2 by Willis Edwards vs. Memphis [10/26/02] * Ivan Fields at Memphis [11/11/00] * Jeff Luc vs. USF [10/14/14] *
Pass Break Ups	Wes Richardson at NC State [9/16/10] * 4 by Zach Norton vs. Louisville [10/27/01] *
Interceptions	4 by Bob Hynes vs. Ohio Northern [1923]
Interception Return Yards	123 by Shawn Ferguson vs. Memphis [1998]
Interception Returns for Touchdowns	2 by Shawn Ferguson vs. Memphis [1998]
Blocked Kicks	2 by Connor Barwin at Marshall [10/3/08] * Antwan Peek vs. Miami [10/28/00] *

* - Since 2000