

GAME
2

CINCINNATI

CINCINNATI BEARCATS

1-0 • 0-0 BIG 12



PITT PANTHERS

1-0 • 0-0 ACC



SATURDAY, SEPT. 9, 2023 • 6:30 PM ET • Acrisure Stadium • Pittsburgh, Pennsylvania

INAUGURAL



SEASON

2023 SCHEDULE / RESULTS

DATE	OPPONENT (TV)	RESULT/TIME (ET)
SEPT. 2	EASTERN KENTUCKY (ESPN+)	W, 66-13
Sept. 9	@ Pittsburgh (The CW)	6:30 p.m.
SEPT. 16	MIAMI (OH) (ESPN+)	7 P.M.
SEPT. 23	OKLAHOMA*	TBD
Sept. 29	@ BYU* (ESPN)	10:15 p.m.
Oct. 7	BYE WEEK	
OCT. 14	IOWA STATE*	TBD
OCT. 21	BAYLOR*	TBD
Oct. 28	@ Oklahoma State*	TBD
NOV. 4	UCF*	TBD
Nov. 11	@ Houston*	TBD
Nov. 18	@ West Virginia*	TBD
NOV. 25	KANSAS*	TBD

All times ET. Home in **BOLD CAPS**, played at Nippert Stadium

* - Big 12 Conference game.

ON THE AIR

TV: The CW

Play-by-Play Tom Werme
Analyst.....James Bates
Sideline.....Treavor Scales

RADIO: BEARCATS SPORTS NETWORK

Play-by-Play Dan Hoard
Analyst.....Jim Kelly Jr.
Host/Engineer.....Mo Egger
Local: WEBN 102.7 FM
Satellite: SiriusXM 383 and on the SXM App
App: The Varsity Network: "Search Cincinnati"

LIVE STATS: Cincinnati.StatBroadcast.com

TABLE OF CONTENTS

Quick Hits.....	1
Media Information	2
Team Information.....	3-10
Nippert Stadium.....	11
Rosters.....	12-13
Depth Chart.....	14
Scott Satterfield.....	15-16
Assistant Coaches/Support Staff.....	17
Player Capsules.....	18-27
Starter Information.....	28
Last Time It Happened.....	29
Single-Game Records at a Glance	30
Game-By-Game Recaps.....	31
Misc. Stats.....	32-33
Record Book	34-44



CINCINNATI BEARCATS

Head Coach Scott Satterfield

Record at Cincinnati 1-0 (First Year)

Overall Record 77-48 (11th Year)



PITT PANTHERS

Head Coach Pat Narduzzi

Record at School 63-41 (Ninth Year)

Overall Record 63-41 (Ninth Year)

GAME INFORMATION

Facility Acrisure Stadium (Natural Grass)

Capacity 68,400

TV The CW (Channel 12.2 WKRC-TV in Cincinnati)

Radio WEBN 102.7 FM and SiriusXM 383 and on the SXM App

Series Record Pitt leads 8-4

at Pitt Pitt leads 5-2

Last Meeting Sept. 6, 2012 (34-10 win in Cincinnati)

Streak Cincinnati has won two straight (2011-2012)

UC RENEWS 'RIVER CITY RIVALRY' AFTER 66-POINT, 667-YARD OPENER

- Fresh off a 66-point, 667-yard offensive explosion to open the season, the Cincinnati football team will hit the road to renew its 'River City Rivalry' with Pitt on Saturday night at Acrisure Stadium.
- The Bearcats and Panthers were BIG EAST rivals, playing every year from 2005 to 2012. The 2009 matchup served as the de facto BIG EAST Championship game with UC overcoming a 21-point first-half deficit to win 45-44 on a touchdown pass from Tony Pike to Armon Binns with 33 seconds left at Heinz Field in Pittsburgh. The win propelled Cincinnati into the Sugar Bowl.
- The game will be televised on The CW Network at 6:30 pm. and over radio on 102.7 FM WEBN.

SATTERFIELD ERA STARTS FAST, FEATURES PLENTY OF SCORING

- Cincinnati routed ECU, 66-13, to win its 22nd straight home opener at Historic Nippert Stadium on Saturday, giving first-year head coach Scott Satterfield the victory in his debut for the Bearcats.
- The first TD of the Satterfield era couldn't be more fitting. On fourth-and-5 from midfield, Satterfield dialed up a 49-yard touchdown pass from quarterback Emory Jones to wide receiver Xzavier Henderson for the first score of the season.
- **Cincinnati scored the ninth-most points (66) in school history, totaled the seventh-most yards (667) and tossed for the sixth-most passing yards in school history (438)** with starter Emory Jones hanging 345 on the Colonels and backup Brady Lichtenberg adding 94 yards on 4-of-4 passing. Six different receivers scored touchdowns, including Henderson, Braden Smith, Dee Wiggins and Barry Jackson Jr., who all had TD catches of at last 35 yards.
- Junior running back Corey Kiner rushed for his second 100-yard game of his career, totaling 105 yards on 13 carries.
- On defense, senior outside linebacker Daniel Grzesiak had a team-best seven stops, two TFLs, a forced fumble and a FR.

JONES CAPTURES BIG 12 PLAYER OF THE WEEK HONORS AFTER 7 TDS

- Quarterback Emory Jones collected Big 12 Offensive Player and Newcomer of the Week honors after throwing more touchdowns (5) than incompletions (4) and setting a school-record with 7 TDs in a 66-13 win over ECU in his Cincinnati debut.
- Jones started 10-for-10 and ended up leading the Bearcats to touchdowns on all six possession in the first half.
- The La Grange, Ga., native had 325 yards and four TDs before the break and finished 19-of-23 for 325 yards and five touchdowns to go along with 26 yards and two TDs rushing. It marked his second career seven-TD game (Samford, 2021).
- The former UF QB also collected SEC Offensive POTW after passing for 209 and rushing for 144 against Tennessee in 2021.

SERIES AT A GLANCE

- Pittsburgh leads the all-time series 8-4 overall and 5-2 at home. However, the Bearcats have won the last two meetings in the Steel City, a 26-23 win in 2011 and the classic Pike-to-Binns victory that secured the 2009 undefeated regular season.
- The Bearcats have actually won four of the last five meetings in the series.
- In the last meeting, UC opened the 2012 season with a resounding 34-10 win over Pitt in Nippert Stadium. The Bearcats were led by current defensive line coach Walt Stewart, who finished with nine tackles, 3.5 TFLs and two sacks.
- Satterfield faced Pitt twice as the head coach at Louisville, winning 24-10 at home in 2022 and falling 23-20 at Pitt in 2020.
- Cincinnati RG Luke Kandra made his first career start vs. Pitt while at Louisville last season.

BEARCATS RETURN TWO ALL-AMERICANS, INCLUDING THE GODFATHER

- Cincinnati returns a pair of Associated Press Third Team All-Americans in redshirt sophomore nose tackle Dontay Corleone and junior punter Mason Fletcher. The pair is on the 2023 All-Big 12 preseason team.
- Corleone, nicknamed The Godfather, burst on the scene as a redshirt freshman in 2022, finishing as the nation's highest-graded defensive player (93.8) by Pro Football Focus. His 94.7 run grade from PFF was the best mark since Micah Parsons in 2019.
- Fletcher is arguably the nation's best punter. The Melbourne, Australia native was a Ray Guy Award finalist in addition to collecting AAC Special Team Player of the Year honors in 2022.
- Fletcher's 46.3 average ranked fourth nationally - and is the best 2022 average among returning punters in college football.
- His lone punt in the season opener (45 yards) nearly was downed inside the 5-yard line before rolling into end zone.

NUMBERS AND NOTES ...

- QB Emory Jones has 55 career total TDs, two 7-TD games, two 300-yard passing games, 21 starts, two P5 conference POTW awards.
- The Bearcats went to back-to-back NY6 Bowls from 2020-21, and are the only G5 team to advance to the CFP (2021).
- Cincinnati is 660-599-50 (.523) all-time and is playing its 136th football season in 2023 (since 1885, one of 10 oldest in FBS).
- UC returned only one starter on offense: center Gavin Gerhardt, who started all 13 games in 2022.
- Fifth-year senior Jowon Briggs is married and just had his third child on Friday, Aug. 25, with his wife, Nyjae. He was a First Team All-AAC defensive tackle in 2022. A Cincinnati native, he started his career at Virginia before transferring to UC in 2021.
- Defensive Coordinator Bryan Brown's Louisville defense led the nation with 50 sacks in 2022.

GET CONNECTED:

GoBears
GoBearsFootballGoBears
GoBearsFB / CoachSattUCGoBears
GoBearsFB

The University of Cincinnati Athletics Communications and Strategic Brand Engagement Office is ready to assist you in to make the experience of covering UC Athletics productive and rewarding.

Richard E. Lindner Center • Suite 860
2751 O'Varsity Way • Cincinnati, OH 45221-0021

SID Phone 513-556-5191
Press Box Phone 513-556-1010
Website GoBEARCATS.com

Zach Stipe (Football SID)..... Associate AD/Comms. & SBE
865-244-6119..... stipezd@ucmail.uc.edu
David Cohen (secondary)..... Director, SBE
513-556-9845..... david.cohen@uc.edu
Nate Jarrett (secondary)..... Assistant Director, SBE
850-499-7586..... jarretne@ucmail.uc.edu

ON THE WEB

Information on the University of Cincinnati football team is available at www.GoBEARCATS.com. To receive the UC updates via email, please send a request to Zach Stipe (zach.stipe@uc.edu), Nate Jarrett (jarretne@ucmail.uc.edu) or David Cohen (david.cohen@uc.edu).

PRACTICES

During a typical Saturday game week, media may interview players and coaches immediately following practice on Tuesday. Practice is generally closed to the public. Anyone hoping to observe practice should contact UC Athletics Communications in advance. Failure to do so may result in an individual's removal from the venue. During regular-season practices, unless otherwise noted, still and television photographers will be allowed to shoot stretching and select periods.

PRESS BOX SERVICES

All media members will be provided with access to game notes via GoBEARCATS.com. At the quarter breaks and halftime, quickie stats and drive charts will be printed and distributed via email. Following the game, a complete postgame statistics package will be distributed via email and will contain a scoring summary, final team statistics, final individual statistics, complete play-by-play, drive charts for both halves, halftime statistics, defensive statistics, substitution chart, postgame quotes from both head coaches and players and postgame notes.

LIVE STATS

Live in-game statistics will be available via StatBroadcast.

INTERNET

Wireless Internet is available in the press box at Nippert Stadium. Members of the Athletics Communications staff will be available to assist you. There is no access fee.

WEEKLY MEDIA AVAILABILITY

Head Coach Scott Satterfield will be available to the media every Tuesday at noon ET during the season with the exception of UC's bye week. The press conference is streamed live on ESPN+ and @GoBears. Players will be made available at the discretion of the coaching staff.

MEDIA CREDENTIALS

Requests for official working media credentials should be directed to the UC Sports Communications Office. All requests should be received no later than noon, four days prior to the game. Visit the football page at GoBEARCATS.com to request credentials online.

Season credentials will be available for pickup prior to the first game. Credentials may be picked up on gameday at the media will call located at the TUC.

On gameday, media should park in Clifton Court Garage and enter Nippert Stadium through Gate J.

SCOUTING PASSES

Professional scouts may obtain credentials through UC's Athletics Communications Office. Scouts will be issued seating in the press box on a space-available basis.

SIDELINE PASSES

The University of Cincinnati follows NCAA guidelines regarding media representatives on the sidelines. Photographers and videographers are permitted to shoot between the 25-yard lines and the goal lines on both sidelines and behind the restraining line in the end zone.

SCOTT SATTERFIELD RADIO SHOW

The hour-long program with Coach Satterfield, Dan Hoard and Jim Kelly Jr. will air weekly from 8-9 p.m. ET on WCKY and 700 WLW AM this season. Fans can listen online at iheart.com and through 700 WLW's iHeartRadio app. For those who can't catch the program live, a podcast of the weekly program will be made available free of charge on 700WLW.com.

MOBILE APP

The Cincinnati Bearcats app for iPhone, iPad and Android devices offers fans a wide variety of information on the Bearcats — home and away. The free app is available in the App Store and Google Play.

2023 QUICK FACTS

GENERAL INFORMATION

Location: Cincinnati, Ohio 45221
Founded: 1819
Enrollment: 50,000+ (Fall 2023 projected)
Conference: Big 12
Nickname: Bearcats
Colors: Red (PMS 186) and Black
Home Field: Nippert Stadium
Surface/Capacity: Motz 24/7 Field System/38,088
President: Neville G. Pinto, PhD
Director of Athletics: John Cunningham
Faculty Representative: Brian Hatch, PhD

HISTORY

First Year of Football: 1885
All-Time Record: 660-599-50
All-Time Bowl Record: 10-12
Last Bowl: 2022 Wasabi Fenway Bowl
Last Bowl Opponent: Louisville (L, 7-24)

2023 TEAM INFORMATION

Basic Offense: Multiple
Basic Defense: Multiple
Letterwinners Returning/Lost: 33/31
Starters Returning/Lost: 8/17
O | D | ST: 1/10 | 5/6 | 2/1

2022 INFORMATION

Overall Record: 9-4
Home/Road/Neutral: 5-1/4-2/0-1
American Record/Finish: 6-2
Final Ranking: NR

COACHING STAFF

Head Coach: Scott Satterfield
Alma Mater: Appalachian State '96
Record at UC/Years: 1-0/1
Career Record/Years: 77-48/10
Twitter: @CoachSattUC
Best time to reach coach: Contact SID

Associate Head Coach/Defensive Coordinator: Bryan Brown
Offensive Coordinator/WR: Brad Glenn
Special Teams Coordinator/CB: Kerry Coombs
Co-Defensive Coordinator/OLB: Nate Fuqua
Assistant Coaches: Courtney Braswell (ILB), Nic Cardwell (OL), Walter Stewart (DL), De'Rail Sims (RB), Josh Stepp (TE), Pete Thomas (QB)
Defensive GAs: Malik Davis, Grant Gourley
Offensive GAs: Chris Canada, Larry Dace III
Quality Control Assts: Robert Nunn (defense), Wes Fleming (defense), Jacob Brandon (defense), Seth Price (offense), Vijay Stingley (offense), Bill Weber (offense), Tim Conner (special teams)
Chief Of Staff: Mark Speir
Special Assistant to the Head Coach: Luke Mullett

collegepressbox
SINCE 2005 EVERYTHING BUT THE PREGAME MEAL

collegepressbox is the official media website for Division I football. Access and download game notes, quotes, statistics, media guides, headshots, logos and more for all FBS schools, conferences, postseason games, awards and the College Football Playoff. For access, please register for an account at collegepressbox.com/register.

OPPONENT INFORMATION

HEAD COACH: Pat Narduzzi
RECORD AT PITT: 63-41 (Ninth Year)
CONFERENCE: Atlantic Coast Conference
2023 RECORD: 1-0 (W, 45-7 vs. Wofford)
2022 RECORD: 9-4, 5-3 ACC

SERIES INFORMATION	
Series Record.....	8-4
At Cincinnati.....	3-2
At PITT.....	5-2
At Neutral Sites.....	0-0
Most UC points	45, Dec 5, 2009
Most PITT points	44, Dec 5, 2009
Combined points	89, Dec 5, 2009
Biggest UC win.....	34-10, Sep 6, 2012
Current streak	UC won 2 in a row

GAME-BY-GAME			
YEAR	SITE	SCORE	WINNER
2012	Cincinnati	34-10	UC
2011	Pittsburgh	26-23	UC
2010	Cincinnati	28-10	PITT
2009	Pittsburgh	45-44	UC
2008	Cincinnati	28-21	UC
2007	Pittsburgh	24-17	PITT
2006	Cincinnati	33-15	PITT
2005	Pittsburgh	38-20	PITT
1981	Pittsburgh	38-7	PITT
1979	Pittsburgh	35-0	PITT
1922	Cincinnati	37-0	PITT
1921	Pittsburgh	21-14	PITT

PITT WHIPS WOFFORD IN OPENER

- Pittsburgh began its 2023 campaign with a 45-7 win over Wofford.
- Pitt's quarterback Phil Luerkovec completed 17 of 23 passes for 214 yards and scored two touchdowns, one in the air and one one on the ground. Running back Rodney Hammond Jr. ran for a pair of touchdowns. As a team, Pitt rushed for 217 yards on 45 carries (4.8 avg.).
- The Panthers improved to 28-6 under head coach Pat Narduzzi when rushing for at least 200 yards.

LAST TIME THEY MET

CINCINNATI VS PITT - SEPT. 6 , 2012					
	1	2	3	4	F
CINCINNATI	14	3	7	10	34
PITT	0	0	3	7	10

Munchie Legaux rushed for a career-high 117 yards and passed for another 205 and two touchdowns. George Winn rushed for a career-best 101 yards on just 11 carries and added two touchdowns. Cincinnati's defense which finished second in sacks a year ago, picked up where they left off leading UC to a 34-10 win.

SCORING PLAYS	
1st 13:36	CIN - WINN 58 yd run (MILANO kick)
1st 10:04	CIN - ABERNATHY 15 yd pass from LEGAUX (MILANO kick)
2nd 02:51	CIN - MILANO 39 yd field goal
3rd 07:00	PITT - HARPER 37 yd field goal
3rd 06:05	CIN - WINN 9 yd run (MILANO kick)
4th 13:54	CIN - ABERNATHY 12 yd pass from LEGAUX (MILANO kick)
4th 03:55	CIN - MILANO 46 yd field goal
4th 00:34	PITT - CARSWELL 9 yd pass from SUNSERI (HARPER kick)

RUSHING: CINCINNATI- LEGAUX 6-117, WINN 11-95, POTEAT 8-25, ABERNATHY 5-20, KAY 1-2, PITT- GRAHAM 19-103, SHELL 8-31, BENNETT 5-24, SADDLER 2-10, SUNSERI 8 negative 31

PASSING: CINCINNATI- LEGAUX 14-28-2-0
PITT- SUNSERI 24-37-1-1

RECEIVING: CINCINNATI- ABERNATHY 4-71, THOMPSON 2-48, KELCE 2-42, MCCLUNG 3-21, MILLIGAN 2-16, CHISUM 1-7

PITT- SHANAHAN 5-59, STREET 5-54, R. GRAHAM 4-51, BENNETT 4-42, CARSWELL 2-29, BRINSON 2-24, SADDLER 1-11, H. GRAHAM 1-8

RECORD UNDER SATTERFIELD

	2023	STREAK
Overall	1-0	1
Home	1-0	1
Road	0-0	
Neutral	0-0	
Conference	0-0	
Home	0-0	
Road	0-0	
Neutral	0-0	
Non-Conference	1-0	1
Home	1-0	1
Road	0-0	
Neutral	0-0	
Postseason		
Home	0-0	
Away	0-0	
Neutral	0-0	

2023 BIG 12 STANDINGS		
SCHOOL	BIG 12	OVERALL
Cincinnati	0-0	1-0
Baylor	0-0	0-1
BYU	0-0	1-0
Houston	0-0	1-0
Iowa State	0-0	1-0
Kansas	0-0	1-0
Kansas State	0-0	1-0
Oklahoma	0-0	1-0
Oklahoma State	0-0	1-0
TCU	0-0	0-1
Texas	0-0	1-0
Texas Tech	0-0	0-1
UCF	0-0	1-0
West Virginia	0-0	0-1

THE MATCH UP

CINCINNATI (1-0, 0-0 BIG 12)		
TEAM STATISTICS (2023)		
	CIN	OPP
Points/Game	66.0	13.0
First Downs	30	15
Rushing/Game	229.0	125.0
Passing/Game	438.0	177.0
Total Offense/Game	667.0	302.0
Fumbles-Lost	3-1	3-1
Pen./Yds per Game	7/55.0	7/42.0
Time of Possession	31:46	28:14

INDIVIDUAL LEADERS					
RUSHING	Att	Net	Avg	TD	YPG
Kiner	13	105	8.1	0	105.0
M. Montgomery	7	43	6.1	0	43.0

PASSING	C-A-I	Pct.	Yds	TD	YPG
Jones	19-23-0	82.6	345	5	345.0
Lichtenberg	4-4-0	100.0	93	1	93.0

RECEIVING	Rec	Yds	Avg	TD	YPG
Henderson	7	149	21.3	1	149.0
Smith	4	72	18.0	1	72.0

DEFENSE	U-A-TT	TFL	Sck.	Int.	PBU
Grzesiak	5-2-7	2.0	1.0	0	0
Ward	3-3-6	0.5	0.5	0	0
Pace	3-3-6	0.5	0.5	0	0

PITT (1-0, 0-0 ACC)		
TEAM STATISTICS (2023)		
	PITT	OPP
Points/Game	45.0	7.0
First Downs	30	7
Rushing/Game	217.0	-1.0
Passing/Game	274.0	127.0
Total Offense/Game	491.0	126.0
Fumbles-Lost	0-0	1-1
Pen./Yds per Game	7/62.0	2/20.0
Time of Possession	41:33	18:27

INDIVIDUAL LEADERS					
RUSHING	Att	Net	Avg	TD	YPG
Carter	11	65	5.9	1	65.0
Jurkovec	7	41	5.9	1	41.0

PASSING	C-A-I	Pct.	Yds	TD	YPG
Jurkovec	17-23-0	73.9	214	1	214.0
Veilleux	5-9-0	55.6	60	1	60.0

RECEIVING	Rec	Yds	Avg	TD	YPG
Mumphfield	3	34	11.3	0	34.0
Means	2	39	19.5	0	39.0

DEFENSE	U-A-TT	TFL	Sck.	Int.	PBU
Kamara	2-2-4	1.0	1.0	0	1
Hayes	2-2-4	1.0	1.0	0	0
O'Brien Jr.	2-1-3	0.0	0.0	0	0

2023 WEEK 1 NCAA TEAM RANKINGS		
CATEGORY	CIN	PITT
Total Offense	5	31
Rushing Offense	22	29
Passing Offense	5	49
Team Passing Efficiency	3	41
Total Defense	60	3
Rushing Defense	75	3
Passing Yards Allowed	55	21
Team Passing Effic. Def.	48	105
Scoring Defense	32	15
Turnover Margin	12	23
3rd Down Conversion Pct	7	26
4th Down Conversion Pct	1	1
3rd Down Conversion Pct Def.	34	5
4th Down Conversion Pct Def.	1	1
Red Zone Offense	2	2
Red Zone Defense	73	1
Net Punting	21	97
Punt Returns	40	52
Kickoff Returns	49	71
First Downs Offense	18	18
First Downs Defense	35	2
Fewest Penalties Per Game	77	77
Time of Possession	44	1

PRESEASON ALL-AMERICANS

Dontay Corleone and Mason Fletcher were named Phil Steele, Sporting News and Athlon All-Americans, while Corleone earned a spot on the AP Preseason First Team. UC had three Preseason All-Americans last year, including Ryan Montgomery as a returner and Deshawn Pace at linebacker.



BIG 12 PRESEASON POLL

- Cincinnati was picked to finish 13th in its inaugural Big 12 season.
- 2023 Big 12 Preseason Media Poll

	Team (First-Place Votes)	Points
1.	Texas (41)	886
2.	Kansas State (14)	858
3.	Oklahoma (4)	758
4.	Texas Tech (4)	729
5.	TCU (3)	727
6.	Baylor	572
7.	Oklahoma State (1)	470
8.	UCF	463
9.	Kansas	461
10.	Iowa State	334
11.	BYU	318
12.	Houston	215
13.	Cincinnati	202
14.	West Virginia	129

BEARCATS IN THE PROS

19 former UC players are on active NFL rosters while five former student-athletes are on NFL staffs.

NATIONAL FOOTBALL LEAGUE

PLAYER	TEAM	POS.
Coby Bryant	Seattle	DB
Bryan Cook	Kansas City	DB
Josiah Deguara	Green Bay	TE
Jerome Ford	Cleveland	RB
Darrick Forrest	Washington	S
Sauce Gardner	New York Jets	CB
James Hudson III	Cleveland	OL
Jason Kelce	Philadelphia	C
Travis Kelce	Kansas City	TE
Chris Moore	Tennessee	WR
Justin Murray	Tennessee	OL
Ivan Pace Jr.	Minnesota	LB
Alec Pierce	Indianapolis	WR
Desmond Ridder	Atlanta	QB
Myjai Sanders	Arizona	DE
Tyler Scott	Chicago	WR
Tre Tucker	Las Vegas	WR
Josh Whyle	Tennessee	TE
Eric Wilson	Green Bay	LB

2023 HONORS AND AWARDS

QB EMORY JONES

Big 12 Offensive Player of the Week (Sept. 4)
Big 12 Newcomer of the Week (Sept. 4)

DT DONTAY CORLEONE

Chuck Bednarik Award Preseason Watch List
Walter Camp Player of the Year Award Preseason Watch List
Outland Trophy Preseason Watch List
Bronko Nagurski Trophy Preseason Watch List
Preseason All-Big 12
AP Preseason First Team All-America
Sporting News Preseason Second Team All-America
Phil Steele Preseason First Team All-America and First Team All-Big 12
Athlon Sports Preseason Second Team All-America and First Team All-Big 12
The Athletic Preseason Second Team All-America
Walter Camp Preseason First Team All-America
Bruce Feldman's Freak List
No. 7 draft-eligible DT underclassman (Dane Brugler, The Athletic)

P MASON FLETCHER

Ray Guy Award Preseason Watch List
Preseason All-Big 12
Sporting News Preseason Second Team All-America
Phil Steele Preseason Third Team All-America and First Team All-Big 12
Athlon Sports Preseason Third Team All-America and First Team All-Big 12

BRUCE FELDMAN'S "FREAKS" LIST

DE Jowon Briggs
DT Dontay Corleone
STAR Deshawn Pace

ALLSTATE GOOD WORKS TEAM

DE Jowon Briggs

REESE'S SENIOR BOWL WATCH LIST

DE Jowon Briggs
WR Xzavier Henderson
STAR Deshawn Pace
DE Malik Vann

PFF TEAM OF THE WEEK

DE Jowon Briggs (Week 1)
WR Xzavier Henderson (Week 1)

PLAYER	TEAM	POS.
Darrian Beavers	New York Giants (PS)	LB
Curtis Brooks	Washington (IR)	DL
Marquise Copeland	LA Rams (PS)	DT

COACHES

COACH	TEAM
Danny Barrett	Houston (RB Coach)
Bill Davis	Arizona (LB Coach)
Chris Hewitt	Baltimore (Secondary/PG Coord.)
Doug Rosfeld	Cincinnati (Dir. Coaching Ops)

SINCE 1901 AND 1915

- Nippert Stadium, has been the Bearcats playing site since 1901 and the stadium underwent construction in 1915, making it one of the oldest active stadiums in the NCAA FBS. Penn's Franklin Field (1895) takes the honor as the oldest playing site and stadium in Division I.

OLDEST FBS STADIUMS

YEAR	STADIUM	TEAM
1913	Bobby Dodd	Georgia Tech
1914	Davis Wade	Mississippi State
1915	Nippert	Cincinnati
	Vaught-Hemingway	Ole Miss
1917	Camp Randall	Wisconsin

OLDEST FBS PLAYING SITES

YEAR	SITE	TEAM
1901	Nippert Stadium	Cincinnati
1904	Kyle Field	Texas A&M
1905	Bobby Dodd Stadium	Georgia Tech
1914	Davis Wade Stadium	Mississippi State
1915	Vaught-Hemingway	Ole Miss

JONES' NAMED BIG 12 POTW

- Jones was named the Big 12 Offensive Player of the Week and Newcomer of the Week on Monday following his seven-touchdown performance in his Bearcats' debut on Saturday in the 66-13 victory over ECU.
- Jones had more touchdown passes (five) than incompletions (four) and finished 19-of-23 for 345 yards and five touchdowns with no interceptions through the air. He added two rushing scores and 26 yards on the ground.
- While at UF, he was the SEC Co-Offensive Player of the Week following a standout performance in a win over Tennessee in 2021. He led the Gators to a 38-14 victory over the Volunteers by totaling 209 yards and two touchdowns passing and 144 yards rushing.
- Saturday marked the second seven-touchdown game of Jones' career, as well. He totaled seven touchdowns (six passing, one rushing) during a 550-total-yard performance against Samford in 2021.

JONES FEEDS EVERYONE

- Emory Jones' 49-yard, 4th-and-5 touchdown pass on the opening drive to former Florida teammate Xzavier Henderson was a sign of things to come.
- Jones accounted for a school-record 7 TDs (5 pass, 2 rush), and all five passes were to different receivers. The last UC QB with 5 passing TDs was Gunner Kiel in 2015 vs UCF.
- He also he had three more TDs accounted-for than the next-closest Big 12 quarterback in Week 1.
- Henderson postgame said "I have to call him the lunch lady today, because he was feeding everybody."

SATTERFIELD ERA BEGINS ON FIRE

- Freshman Barry Jackson Jr. scored on a 65-yard catch-and-run from redshirt-sophomore Brady Lichtenberg on his first-career reception, capping a historic offensive performance.
- **The 667 yards were seventh in school history, while the 66 points were ninth and the most since 2013.** The program record for the latter is 124 against Transylvania in 1912.
- Satterfield now has 12 games of 600-plus yards as a head coach. While at Louisville, he had 687 against Duke in 2021 and 600-plus against Boston College and Syracuse in 2019 (full listing on page 10).

TOTAL YARDS: CINCINNATI SINGLE-GAME HISTORY

YARDS	OPPONENT	YEAR
752	@ Memphis	2015
741	Alabama A&M	2018
726	UCF	2015
711	UConn	2009
684	Ohio	1968
669	Northwestern State	2013
667	Eastern Kentucky	2023

RIVER CITY RIVALRY RETURNS

- Cincinnati and Pitt are meeting for the first time since 2012 and 13th overall.
- The Bearcats took the last meeting, 34-10, in 2012 in the final Big East football season.
- The 2009 matchup served as the de-facto Big East championship game, as the Bearcats came back from a 31-10 deficit and won 45-44 to complete an undefeated regular season and earn a berth in the Sugar Bowl against Florida. Tony Pike's winning deep-ball touchdown pass to Armon Binns in the snow lives in UC lore.

THAT CINCINNATI CONNECTION

- Pittsburgh has a pair of coaches that have spent time in the Cincinnati football program. Pittsburgh's head coach Pat Narduzzi spent three years (2004-06) as defensive coordinator under head coach Mark Dantonio at Cincinnati helping the Bearcats to a pair of bowl invitations. He would lead the defenses that secured bowl wins in the Fort Worth Bowl (2003) and the International Bowl (2005), the second and third bowl victories in UC program history.
- Pitt linebackers coach Ryan Manalac was a standout linebacker for UC from 2005-2008. A walk-on who would earn a scholarship, he compiled nearly 200 tackles during his career. As a senior he collected a team-high 82 stops to help Cincinnati win the 2008 Big East title and advance to the Orange Bowl.
- Other Cincinnati connections include Pitt's head strength and conditioning coach Michael Stacchiotti, who was the associate director of football sports performance at Cincinnati during the 2017 season and redshirt sophomore defensive back Tamarion Crumpley, who is a Cincinnati native.

THE X-FACTOR

- Senior WR Xzavier Henderson totaled a career-best 149 yards on a career-best-tying seven catches, including the first TD of the 2023 season for the Bearcats — a 49-yard touchdown on a 4th-and-5 pass from Emory Jones. He added 26 yards on kick returns to lead all Big 12 players with 174 yards of all-purpose yards during Week 1 action.
- He was PFF's highest-graded receiver (92.5) in Week 1.
- A transfer from Florida, he led the Gators in receptions (38) in 2022 and was a coveted recruit who held offers from Alabama, Georgia and LSU among others. He won the Florida 4A state 400m title in a blazing fast 46.77 time and was a U.S. Army All-American.

GET TO KNOW THE BEARCATS

- The University of Cincinnati Department of Athletics competes at the highest level of intercollegiate athletics with the vision to reach Next Level Success for all 18 varsity teams and more than 450 student-athletes. The Bearcats have a proud athletics history, winning eight national championships and 118 conference titles. The Cincinnati men's basketball team is among the 15 winningest programs all-time, while the football team became the first non-Power Five program to compete in the College Football Playoff in 2021. Olympic gold medalist volleyball player Jordan Thompson, NBA Hall of Famer Oscar Robertson and Major League Baseball legend Sandy Koufax are among the several luminaries who have competed as Bearcats.
- The Bearcats entered a new era as a Power Five School on July 1 when they officially joined the Big 12 Conference, positioning Cincinnati among the nation's premier athletics programs.
- Off the field, UC student-athletes continue to find success, collectively posting a 3.4 GPA in spring 2023 with 78% earning spots on the Honor Roll.
- Under the leadership of Director of Athletics John Cunningham, and supported by more than 150 full-time staff members, UC Athletics' mission is to connect our community, enhance our university and impact the lives of student-athletes as they prepare to change the world

NUMBERS TO KNOW

79

Cincinnati had 79 players appear in the 66-13 season-opening win over ECU on Saturday, Sept. 2, including eight transfers who earned starts on offense and defense.

92.5

Senior wide receiver Xzavier Henderson had the fourth-highest Pro Football Focus Grade (92.5) in college football for Week 1, following his seven-catch, 149-yard, 1 TD performance against the Colonels.

667

Cincinnati's 667 total yards vs ECU is the seventh-highest total in school history and marked the most since UC tallied 741 yards vs. Alabama A&M in 2018. The total ranks fifth in college football in 2023.

6

Cincinnati tied a school record with six touchdown passes (to six different receivers) on Saturday against ECU. Emory Jones became the first UC QB to account for seven total TDs (5 pass, 2 rush).

30+

Cincinnati had seven plays of 30 yards or more in the season opener, including four TDs. Only USC and New Mexico State have more 30+ plays this season, and they have each played two games.

HOMETOWN HEROS

- A dozen players from Cincinnati appeared on the season-opening two-deep on offense and defense.
- 26 players from Ohio are also on the initial two-deep.
- This speaks to the program's philosophy to heavily recruit "the State of Cincinnati" and the 50-mile radius around campus.
- UC also features Cincinnati native and legendary Colerain high school coach Kerry Coombs on staff as the cornerbacks coach and special teams coordinator.

THE HOMETOWN HEROES INCLUDE:

Jowon Briggs (DE): Walnut Hills HS

Dontay Corleone (DT): Colerain HS

Deshawn Pace (STAR): Colerain HS

Evan Prater (WR): Wyoming HS

Malik Vann (DE): Fairfield HS

Corey Kiner (RB): Roger Bacon HS

Daved Jones Jr. (LB): Lakota West HS

Ken Willis (STAR): Colerain HS

James Camden (LB): Anderson HS

Nijal Mooney (LB): Roger Bacon HS

Bryce Burton (H/K): Princeton HS

Mao Glynn II (OL): Walnut Hills HS

Ryan Mullaney (DL): Moeller HS

Landon Fickell (OL): Moeller HS

Luke Kandra (OL): Elder HS

Sterling Buckhalter (WR): Princeton HS

Jair Thomas (WR): Winton Woods HS

Eric Phillips (DE): Colerain HS

Barak Faulk (TE): Mason HS

***Bold indicates Week 1 starter**

WE ARE FAMILY

This year's roster includes five Bearcats who followed in family footsteps to play for UC.

BROTHER PLAYED AT CINCINNATI

- Jackson Bruscianelli - Franklin (LB, 2013-16)
- Jack Dingle - Jacob (DB, 2019-)
- Deshawn Pace - Ivan (LB, 2022)
- Evan Prater - Garyn (WR, 2019-20)
- Jiair Thomas - Jaheim (LB, 2020-22)

FATHER PLAYED AT CINCINNATI

- Jackson Bruscianelli - Jack (LB, 1988-89)
- Jack Dingle - Nate (LB, 1990-93)
- Antwan Peek Jr. - Antwan (LB, 1999-02)

Cincinnati boasts four players on the roster who immediate family members play/played in the NFL.

- Jack Dingle - Father Nate (1995-97)
- Jacob Hoying - Father Bobby (1996-2001)
- Antwan Peek Jr. - Father Antwan Sr. (2003-08)
- Deshawn Pace - Brother Ivan Pace Jr. (2023-)

DOUBLE DUTY

- UC radio voice Dan Hoard also serves as the PXP man for the Cincinnati Bengals, making him part of a select group. Hoard joins Bill Hillgrove (Pittsburgh Panthers & Steelers) as the only broadcasters in the country to handle radio PXP duties for an NCAA FBS and NFL team. ESPN CFB commentators Wes Durham (Atlanta), Dave Pasch (Arizona) and Bob Wischusen (NY Jets) are NFL radio voices.

ACADEMIC SUCCESS

- Cincinnati's academic prowess from the 2022-23 saw 35 Bearcats make the spring Dean's List and 56 overall with a 3.0-or-higher semester GPA.
- The program has a 100-percent senior graduation rate since 2017, including Ahmad "Sauce" Gardner returning for his fourth and final year after earning NFL Defensive Rookie of the Year honors.
- UC has six football Academic All-Americans since 2020.

IT'S ACADEMIC

CINCINNATI FOOTBALL'S ALL-TIME

ACADEMIC ALL-AMERICANS

- 1979 — G Edward Koboves (Second Team)
- 1981 — OT Kari Yli-Ranko (First Team)
- 1983 — WR Jason Stargell (Second Team)
- 1989 — P Jeff Jones (Second Team)
- 1990 — DL Kyle Stroh (First Team)
- 1991 — TE Kris Bjorson (First Team)
- 1997 — DL John Joseph Kobalka (First Team)
- 2020 — P James Smith (Second Team)
- 2021 — QB Desmond Ridder (First Team)*
- 2021 — WR Alec Pierce (First Team)*
- 2021 — OL Lorenz Metz (Second Team)
- 2021 — S Bryan Cook (Second Team)*
- 2022 — LB Wilson Huber (Second Team)*

*On active NFL rosters

on and off the field.

THIS IS BIG

- Cincinnati joined the Big 12 on July 1, 2023, along with UCF, Houston and BYU.
- After 25 years as a football independent (1970-1995), Cincinnati joined Conference USA in 1996 before becoming a member of the BIG EAST in 2005 and then The American in 2013.

AN ELITE PROGRAM BY THE NUMBERS

- Any way you look at it over the last five, 10, 15 and 20 years — Cincinnati has proven to be one of the nation's top programs.
- UC ranks as the sixth-winningest program in the FBS since 2018 (last five years) with a 54-11 (83%) mark. Cincinnati joins Alabama (63), Georgia (61), Clemson (60) Ohio State (56), Notre Dame (55) and Oklahoma (51) as the only teams to average at least 10 wins per season since 2018.
- Cincinnati is the 14th winningest program since 2013 (the last 10 years) with a record of 87-41 (68%), winning three conference championships and advancing to eight bowls, including two New Year's Six bowls in that time frame.
- The Bearcats became the first-ever "Group of Five" team to advance to the College Football Playoff in 2021, defeating No. 9 Notre Dame on the road and finishing undefeated in the regular season along the way.
- Since 2008, Cincinnati has the 12th-most wins in college football (last 15 years) with a 134-59 (69%) mark. The Bearcats have won an astounding seven conference championships over the last 15 years with only Oklahoma (nine), Ohio State (eight), Alabama (eight) and Clemson (seven) matching that feat. UC also has four NY6 bowl appearances and three AP Top 10 finishes in that time.
- Cincinnati (2021) is one of only 15 teams ever to play in the College Football Playoff and join Oklahoma (2016, 2019, 2020) and TCU (2022) as the only current Big 12 teams to ever qualify for College Football's Final Four.

LOOKING AT THE 2023 SCHEDULE

- The Bearcats joined the Big 12 on July 1, setting up what will be the most exciting football schedule in school history.
- Cincinnati hosts seven games at Nippert Stadium.
- Cincinnati's first conference game as a member of the Big 12 will be a marquee matchup against Oklahoma on Sept. 23 inside Nippert Stadium.
- Other highlights include renewing old BIG EAST rivalries with road contests at Pitt and West Virginia.

NOTING THE 2023 SCHEDULE

- **EKU (Sept. 2):** Cincinnati claimed its 22nd-straight home-opening win behind 667 yards (seventh in school history) and 66 points (ninth-most). QB Emory Jones accounted for school-record 7 TDs while throwing TD passes to five different receivers.
- **Pitt (Sept. 9):** River City Rivalry resumes with former Big East foe; Bearcats won the last two meetings in 2011-12.
- **Miami (Ohio) (Sept. 16):** The Battle for the Victory Bell remains the longest continuous non-conference rivalry in FBS college football and the oldest rivalry in the FBS with the first game played in 1888. UC leads 60-59-7.
- **Oklahoma (Sept. 23):** Sooners' first trip to Nippert Stadium; two of only 15 programs to appear in CFP meet for first time since 2010. UC and OU are two of only seven

teams to win 50 games since 2018.

- **BYU (Sept. 29):** Big 12 newcomers previously had home-and-home series in 2015 and 2016 with the Cougars winning both matchups.
- **Iowa State (Oct. 14):** First meeting
- **Baylor (Oct. 21):** First meeting
- **Oklahoma State (Oct. 28):** Fourth all-time meeting and first since 1983.
- **UCF (Nov. 4):** Bearcats have won three of the last four matchups, but dropped the 2022 contest in Orlando. The Bearcats and the Knights spent recent years as the top two G5 teams. UCF won 25 straight games and two AAC titles in 2017 and 2018. Cincinnati actually handed UCF its first AAC loss in three years in a historic 27-24 Friday night win in 2019 which propelled the Bearcats to back-to-back league titles and AP Top 10 finishes in 2020-21.
- **Houston (Nov. 11):** 29 meetings are the most among any 2023 opponent; UC has won three in a row from 2019-21, including the 2021 AAC Championship Game which secured the first ever 13-0 start in school history.
- **West Virginia (Nov. 18):** Former Big East rivals meet for 21st time and first since 2011.
- **Kansas (Nov. 25):** Cincinnati won 34-7 in Nippert Stadium in 1997, one of two matchups all-time.

26-1 AT HOME: BEST IN THE NATION

- UC is tied with Alabama and Clemson for the national lead with a 26-1 (96.3 percent) home record since 2019.
- The ECU win and white-out also marked UC's 12th-straight sellout, and Scott Satterfield became the third-straight UC coach to win his debut. AD John Cunningham presented him a commemorative ball in the locker room postgame.

BEARCATS FIND NFL SUCCESS

- Cincinnati has seen 16 Bearcats drafted since the start of 2021 — second-most in the Big 12 in that time span. The list includes Ahmad "Sauce" Gardner, who was selected fourth overall by the New York Jets in 2022 and went on to earn All-Pro and NFL Defensive Rookie of the Year honors.
- While Gardner took the NFL by storm as a rookie, Travis and Jason Kelce turned in dominant seasons once again. The brothers, who both starred for the Bearcats more than a decade ago, each earned All-Pro and faced off in Super Bowl LVIII. The Kansas City Chiefs won the league crown and Travis Kelce was joined by fellow Bearcat Bryan Cook, a rookie safety.

SATTERFIELD SYNOPSIS

- Cincinnati head coach Scott Satterfield begins his first spring at the helm of the Bearcats. He was hired as UC's 43rd head coach on Dec. 5, 2022.
- Satterfield brings an outstanding 77-48 record (.616) in 10 years as a head coach at Louisville and Appalachian State, holding a winning mark in seven seasons in addition to a 4-1 record in bowl games.
- He led the Mountaineers from the FCS to the FBS and to three straight conference titles.
- He lifted the Cardinals up from a 2-10 campaign in 2018 to an 8-5 record in his first season in 2019.
- A Durham, N.C., native, Satterfield was the 2018 Sun Belt Coach of the Year at Appalachian State before earning 2019 ACC Coach of the Year honors after leading the Cardinals to a six-win improvement in his first year.
- Satterfield has deep ties to App State, serving as an

assistant coach (1998-08) and quarterback for the Mountaineers (1991-95), helping lead his alma mater to three NCAA Division I FCS national titles and eight conference championships along the way.

NEW FACES

- After the 2022 season, Cincinnati had 15 players enter the transfer portal and leave the program and another 17 either graduated or declared for the NFL Draft.
- The Bearcats brought in 23 college transfers for this fall:
 - TE Joey Beljan (Western Kentucky)
 - WR Sterling Berkhalter (NC A&T)
 - K Carter Brown (Arizona State)
 - OL Deondre Buford (Kentucky)
 - OLB Daniel Grzesiak (Nevada, Utah State)
 - WR Xzavier Henderson (Florida)
 - DT Jalen Hunt (Michigan State)
 - LB Dion Hunter (New Mexico)
 - LB Dorian Jones (Louisville)
 - QB Emory Jones (Arizona State, Florida)
 - OL Luke Kandra (Louisville)
 - DE Kyree Moyston (Virginia Tech)
 - OL Judea Milon (Tyler Junior College)
 - WR Donovan Ollie (Washington State)
 - OL Trevor Radosevich (Penn)
 - WR Braden Smith (Louisville)
 - WR Aaron Turner (UConn)
 - S George Udo (BYU)
 - DB D.J. Taylor (Arizona State)
 - DB Jabril White (Diablo Valley JC)
 - OL Philip Wilder (Southeast Missouri State)
 - WR Dee Wiggins (Louisville, Miami)
 - DB Jordan Young (Florida)

12 NEW STARTERS IN FIRST GAME

- Of Cincinnati's 22 starters in the season opener, eight were making their UC debuts, including five on offense. Three others (OL Dartanyan Tinsley, RB Corey Kiner, TE Payten Singletary, LB Jack Dingle) made their first-career starts.

KINER CRACKS 100 FOR SECOND TIME

- Cincinnati native and 2020 Ohio Mr. Football honoree Corey Kiner had a game-high 105 yards on the ground, including a career-long 54-yard burst up the middle.
- It was his second-career 100-yard game (106 at Tulsa in 2022). He had just 16 carries over his final four games last year.
- Kiner had 79 carries for 324 yards and two TDs for LSU as a freshman in 2021.

MARRIED BRIGGS LEADS DEFENSE

- Fifth-year senior Jowon Briggs leads UC with 18 career starts at Cincinnati. A former Walnut Hills High School star, he originally played at Virginia, where he started 14 games over two seasons and was a Midseason Freshman All-American in 2019.
- In 2022, he started all 13 games and finished with 61 tackles, 4.5 tackles for loss and three sacks en route to All-AAC First Team honors.
- Briggs has a degree in interdisciplinary studies with a focus on physics and music. He will have his certificate in computer science in December.
- He and his wife, Nyjae, have three children, Jowon, Reine and new-born baby Zane (born Aug. 25, 2023).

BY RUSH AND BY PASS

- In nine seasons as an FBS head coach, Satterfield's rush offense has always averaged at least 200 yards per game and his teams have ranked in the Top 30 nationally in rushing every year. Louisville's offense was the only FBS program to average both 200 yards passing and 200 yards rushing each of the last four seasons.

Satterfield Offenses by the Numbers (national rank)

YEAR	RUSH (rank)	PASS (rank)	TOTAL (rank)
2022	201.0 (23)	205.5 (99)	406.5 (49)
2021	212.9 (18)	236.4 (65)	446.2 (21)
2020	200.0 (29)	244.2 (48)	444.2 (29)
2019	212.9 (24)	234.5 (65)	447.3 (24)
2018	240.4 (14)	190.6 (99)	431.0 (37)
2017	223.6 (22)	216.2 (75)	439.8 (31)
2016	250.9 (10)	179.0 (105)	429.9 (52)
2015	271.5 (6)	195.8 (93)	467.3 (26)
2014	241.8 (18)	219.8 (73)	461.5 (26)

TWO ALL-AMERICANS RETURN

- Redshirt sophomore defensive tackle Dontay Corleone burst onto the national scene in 2022, earning Third Team All-American honors from the Associated Press and Pro Football Focus. He was famously nicknamed "The Godfather," and rated PFF's top defensive player in the country for 2022 (94.7) and the No. 2 returning interior defensive lineman for 2023. His 94.7 percent run-grade was the best by PFF since Micah Parsons in 2019 and the fifth-highest for a single season by a defensive lineman, edge or linebacker since 2014. The Cincinnati Colerain High School product tallied 45 tackles, 5.5 TFLs, three sacks, two fumble recoveries and two forced fumbles in 2022.
- Corleone was also named the No. 7 draft-eligible DT underclassman by The Athletic's Dane Brugler in the preseason.
- Junior Mason Fletcher also collected Third Team All-American honors from the AP and was a Ray Guy Award finalist. He will arguably be the top returning punter in the country after earning AAC Special Teams Player of the Year honors and ranking fifth in the country with a 46.2 average. The Melbourne, Australia native booted 14 50+ punts and his long of 84 yards set against SMU shattered the Cincinnati and AAC record for longest punt.

WEALTH OF KICK AND PUNT RETURNERS

- Cincinnati returns fifth-year running back Ryan Montgomery, whose 684 punt return yards rank third in school history. He is joined by several transfers with solid special-teams resumes.
- Defensive back D.J. Taylor, a three-year letterwinner at Arizona State, had a 107-yard KR score against Arizona in 2020 while ranking third in the nation with a 36.9-yard average.
- Braden Smith had a 30-yard punt return against Kentucky in 2022 and a career-long 49-yard touchdown versus ECU in 2021.
- Xzavier Henderson had 34 punt and nine kickoff returns in his three years at Florida, including returns of 48 yards against Missouri and 28 at Texas A&M in 2022. He also returned a punt 33 yards against FAU in the 2021 opener.

PERMANENT CAPTAINS

Head coach Scott Satterfield announced four permanent captains for the 2023 season on Sunday, Aug. 27 - the start of the first game week.

The four players were selected by their peers.

RSr. DE Jowon Briggs
 RSo. DT Dontay Corleone
 R Jr. OL Gavin Gerhardt
 R Sr.* QB Emory Jones

19 CURRENT UC GRADUATES ON THE TEAM

Nineteen Cincinnati football players have their degree in hand from either UC or their previous institution.

- Jowon Briggs (Interdisciplinary Studies - physics, music concentration)
- Ryan Montgomery (Criminal Justice)
- Malik Vann (Criminal Justice)
- Jackson Brusciannelli (Marketing)
- Bryce Burton (Marketing)
- Cam Jones (Interdisciplinary Studies)
- Ryan Mullaney (Finance)
- Cayson Pfeiffer (Marketing)
- Eric Phillips (Criminal Justice)
- Jaiir Thomas (Criminal Justice)
- Taj Ward (Exercise Science)
- Daniel Grzesiak
- Trevor Radosevich
- Emory Jones
- Joey Beljan
- Braden Smith
- George Udo
- Dee Wiggins
- Jack Perry

12 THINGS TO KNOW ABOUT UC

1. Founded in 1819
2. Enrollment: 50,500 (projected for 2023)
3. Students from all 50 states and 121 countries
4. 12 consecutive years of record enrollment
5. Global birthplace of cooperative education (co-op)
6. #1 Public University for Co-Op & Internships from *U.S. News and World Report*.
7. \$76 million annual student co-op earnings
8. \$1.8 billion endowment (among Top 25 public universities in the U.S.)
9. \$10.6 billion regional economic impact in Greater Cincinnati.
10. 332,000+ living alumni
11. MLB Hall of Famer Sandy Koufax and NBA Legend Oscar "The Big O" Robertson attended UC.
12. Astronaut Neil Armstrong and U.S. President and Supreme Court Chief Justice William Howard Taft attended UC.

OFFENSIVE FIREPOWER UNDER SATTERFIELD

- Scott Satterfield's offenses have been among the nation's best during his time at Appalachian State, Louisville, and now, Cincinnati.
- The Satterfield-led 66-point offense explosion against ECU is tied for the second most points scored in his coaching career and is the sixth time his offense has scored more than 60 points in a game. In his second year at the helm of Appalachian State (2014) he led the Mountaineers to a 66-0 victory over Campbell. His most recent 60-point win was during his tenure at Louisville as the Cardinals defeated Duke 62-22 in 2021.
- It also marks the 12th time a Satterfield-coached team has amassed 600 yards of total offense in a game.

TOTAL YARDS: SATTERFIELD HISTORY

YARDS	OPPONENT	YEAR
692	Gardner-Webb (App State)	2018
687	@ Duke (Louisville)	2021
667	Eastern Kentucky (UC)	2023
664	Boston College (Louisville)	2019
663	Howard (App State)	2015
654	@ ULM (App State)	2015
639	ULM (App State)	2016
628	Liberty (App State)	2014
619	Savannah State (App State)	2017
608	Syracuse (Louisville)	2019
608	Louisiana (App State)	2017
604	@ NM State (App State)	2016

HOME OPENER WIN STREAK

- Cincinnati has won 22-straight home openers, beginning with an overtime win over TCU in 2002. Last season was a 63-10 win over Kennesaw State.

RK	SCHOOL	SCORE
2023	Eastern Kentucky	W, 66-13
2022	Kennesaw State	W, 63-10
2021	Miami (OH)	W, 49-14
2020	Austin Peay	W, 55-20
2019	UCLA	W, 24-14
2018	Alabama A&M	W, 63-7
2017	Austin Peay	W, 26-14
2016	UT Martin	W, 28-7
2015	Alabama A&M	W, 52-10
2014	Toledo	W, 58-34
2013	Purdue	W, 42-7
2012	Pittsburgh*	W, 34-10
2011	Austin Peay	W, 72-10
2010	Indiana State	W, 40-7
2009	SE Missouri State	W, 70-3
2008	Eastern Kentucky	W, 40-7
2007	SE Missouri State	W, 59-3
2006	Eastern Kentucky	W, 31-0
2005	Eastern Michigan	W, 28-26
2004	Miami (OH)	W, 45-26
2003	East Carolina*	W, 40-3
2002	TCU*	W, 36-29 (OT)

DON'T FORGET ABOUT ERIC PHILLIPS

- Preseason All-America redshirt sophomore nose tackle Dontay "The Godfather" Corleone and senior defensive end Lowon Briggs get the bulk of the media attention, but Eric Phillips has proven to be star in his own right. Entering his second year as a starting defensive end, the Cincinnati native finished with 2 TFL, a sack and forced fumble versus ECU. For his career, he has 10 TFL and four sacks, all over the last two seasons.

GRZESIAK LEADS DEFENSE IN DEBUT

- Another solid Week 1 performer was Daniel Grzesiak, rated the 20th-best available transfer by The Athletic's Max Olson, who had a team- and career-high seven tackles in his UC debut, including a strip-sack and fumble recovery on the same play. The Los Angeles native came by way of Utah State and Nevada before then.
- Taj Ward also had a career-high six tackles, while Justin Harris and Bryon Threats earned their first and third-career interceptions, respectively.

UC DEFENSE SHOULD CAUSE HAVOC

- Cincinnati associate head coach / defensive coordinator Bryan Brown's defense should cause havoc after his Louisville team led the nation with 50 sacks in 2022.
- Brown has plenty of weapons at his disposal with All-American nose tackle Dontay Corleone and fellow all-conference defensive lineman Lowon Briggs pairing with newcomer Daniel Grzesiak, an edge rusher who transfers in from Utah State where he had had 8.5 sacks last season, and sixth-year senior defensive end Malik Vann (nine career sacks) to lead the Bearcats' front seven.
- Brown's Cardinals defense also finished third in turnovers forced (30), seventh in TFLs (97) and 11th in points allowed (19.2) in 2022.

CHEF MYLES MONTGOMERY

- Redshirt sophomore running back Myles Montgomery, one of the fastest players on the team, has proven that he is ready to take on a larger role this fall after totaling 14 attempts for 120 yards and a touchdown in six games in 2022.
- Another element to his game, even if off the field, is his cooking.
- This fall, he said his favorite thing to make is pasta and that he is trying to perfect steak. He also previously cited his pot roast, potatoes and carrots as a staple. He and tight end Chamon Metayer, a classmate and fellow Floridian, were roommates, with Montgomery saying teammates would always come over for different meals the two cooked.

WHO IS NEW AT QUARTERBACK

- Cincinnati signed transfer quarterback Emory Jones in the early signing period in December. He has started 20 games at Arizona State and Florida, and thrown for 4,880 yards and 33 touchdowns over 45 career games. He started 12 games at Florida in 2021 and finished with 2,734 yards and 19 touchdowns to go along with 758 yards and four touchdowns on the ground.
- Brady Drogosh, a 6-4 true freshman, joins the Bearcats as a four-star recruit and Michigan's No. 1 prospect. He was named Michigan's Mr. Football in 2022 after throwing for 2,264 yards and 35 touchdowns to go along with 1,340

rushing yards for De La Salle Collegiate.

- RS sophomore Brady Lichtenberg went 4-for-4 for 93 yards as the second-stringer against ECU, his first-career passing attempts. He hit freshman Barry Jackson Jr. for a 65-yard score late in the game.

DUAL-THREAT DROGOSH

- True freshman quarterback Brady Drogosh turned heads in his first collegiate spring and fall camp, despite coming in as arguably UC's top high-school signee.
- The Warren, Mich., native was a consensus four-star recruit and rated the No. 1 player in the state, a top-five quarterback and top-50 national prospect by On3. While the 6-foot-4, 215-pound gunslinger has displayed a fluid throwing motion, he also unleashed a 99-yard touchdown run in a fall-camp scrimmage at Nippert Stadium in front of several fans.
- He and redshirt-sophomore Brady Lichtenberg have battled for the No. 2 spot behind Emory Jones.

BRADEN SMITH TAKES TO THE AIR

- Louisville transfer wide receiver Braden Smith is not only a 4.4 40-yard dash extraordinaire; the 23-year-old is a certified pilot. He took up the journey shortly after his three-catch, 45-yard Fenway Bowl performance against Cincinnati in December.
- Smith's long-term goals include flying cargo for UPS or FedEx, but says he remains open to airlines.
- "I just enjoy the thrill of being hands-on and being in control and going through procedures and things of that nature," Smith said to the Cincinnati Enquirer. "The first time I went up I was kind of shakin' at the knees. I didn't know what to expect. Luckily, I had a really good instructor and was able to keep flying. I got more confident with it, and once I was able to get my license, I really built up that confidence in myself."
- Smith, who had a 48-yard touchdown catch in his debut last week, had 59 receptions for 653 yards for Louisville from 2020-22 after transferring from Northwest Mississippi CC.

NEW FACES AT WIDE RECEIVER

- The Cincinnati wide receiver room returns just one scholarship receiver in redshirt junior Chris Scott, but it added loads of experience to offensive coordinator/wide receivers coach Brad Glenn's room.
- **0 Braden Smith (Louisville)** — Appeared in 29 games as a wide receiver and kick specialist for Louisville, where he hauled in 59 receptions for 653 yards and two touchdowns from 2020-22 after transferring from Northwest Miss. CC.
- **2 Dee Wiggins (Louisville)** — Veteran who brings 22 games of starting experience during stints at Louisville and Miami. Spent four seasons at Miami from 2018 to 2021 where he appeared in 40 games at wide receiver. Totaled 791 receiving yards on 62 receptions for seven touchdowns as a Hurricane. Played three games at Louisville in 2022 before a season-ending injury.
- **3 Evan Prater (QB at UC)** — Started two games behind center for the Bearcats in 2022 and was previously a backup for Desmond Ridder. Moved to wide receiver this summer. Had 166 yards on the ground as a quarterback and is a natural athlete.
- **8 Xavier Henderson (Florida)** — Led Florida with 38 receptions in 2022, while also totaling 410 receiving yards and two touchdowns. He appeared in 35 games,

recording 73 catches for 835 yards and five touchdowns with the Gators from 2020-22. Former teammate of UC starting quarterback Emory Jones.

- **9 Aaron Turner (UConn)** - Appeared in all 25 games for UConn from 2021-22, totaling 90 receptions for 759 yards and three touchdowns, in addition to 75 more yards on the ground. Led the Huskies in receptions, his second straight season with a team-high in catches, yards and touchdowns in 2022, finishing with 57 catches for 527 yards and three scores after hauling in 33 catches for 232 yards in 2021.
- **11 Donovan Ollie (Washington St.)** - Experienced receiver who brings 24 career starts, 70 receptions, 807 yards, four touchdowns and two years of eligibility to the Bearcats following four seasons as a member of the Washington State program. Made 11 starts and appeared in 12 games in 2022, tallying 43 receptions for 491 yards and three scores. Overlapped one season with the late Mike Leach, whose Texas connections brought him to Pullman.
- **14 Barry Jackson (High School)** - Four-star recruit according to Rivals and one of the top 50 prospects in the state of Georgia according to 247Sports.
- **84 Sterling Berkhalter (NC A&T)** - Cincinnati native who played in 16 games with 13 starts over two seasons (2021-22) at North Carolina A&T. Totaled 35 receptions for 476 yards and two scores. Made 10 starts in 2022, tallying 28 receptions for 414 yards and both career touchdowns. Attended Georgia Prep Academy prior to college.

CONTINUING THE PACE

- Deshaun Pace moved from linebacker to the "Star" DB position in Bryan Brown's defense. The "Star" is a hybrid nickel back / linebacker position meant to utilize Pace's elite athleticism.
- Pace is poised to be a leader on UC's defense following a productive last two seasons. He started 12 games over 2021-22, tallying 157 tackles and 14.5 for loss to go with five interceptions. He was also an AAC Honorable Mention performer during the 2021 CFP season as sophomore.
- In 2021, he finished sixth in the AAC with 94 tackles, while adding nine TFLs and a team-high four interceptions as a playmaking force on the best team in program history.

HALL OF FAME BLOODLINES

- Redshirt-sophomore safety Antwan Peek Jr. is following in his father's Cincinnati Athletics Hall of Fame footsteps.
- The elder Peek is UC's all-time leader in sacks (27.0), tackles for loss (56.0), forced fumbles (17) and blocked kicks (7). He was a third round pick (No. 67 overall) by the Houston Texans in the 2003 in the NFL Draft and played five seasons in the NFL, including four with the Texans and one with the Browns, finishing with 28 starts.
- Peek, a walk-on who was put on scholarship, was cited by Satterfield prior to the season-opener as someone to watch.
- "The guy that's kind of stuck out this August camp was Antwan Peek. He's a guy who was down the depth chart and now after the spring, he's number two safety. He a guy that will get to play, I mean he's going to get some good playing time."

54-II RECORD SINCE 2018

- Cincinnati has the sixth-most wins in college football (54) since 2018.
- The Bearcats' Week 4 matchup against Oklahoma will pit

two of the eight program to win 50 games from 2018 to 2022.

- UC head coach Scott Satterfield propelled App State onto this list during his 11-win final season at the helm of his alma mater in 2018.

WINNINGEST FBS PROGRAMS SINCE 2018

TEAM	W-L	WIN %
Alabama	63-7	90.0
Georgia	61-8	88.4
Clemson (plays Monday)	60-9	87.1
Ohio State	56-7	88.9
Notre Dame	55-11	83.3
Cincinnati	54-11	83.1
Oklahoma	51-15	77.3
App State	50-16	75.8
Louisiana	48-19	71.6
Michigan	47-14	77.0
UCF	47-17	73.4

HE COULD BE THE NATION'S BEST

- Junior punter Mason Fletcher ranked fourth in the nation and second in the AAC with a 46.2 average and was named to the Ray Guy Award watch list, in addition to multiple Preseason All-America honors.
- His lone ECU punt went for 45 yards and was the 47th of his career downed inside the 20.
- 29 of his 62 punts (47%) in 2022 were downed inside the 20-yard line with 12 downed inside the 10.
- He has 14 punts of 50+ and three 60-yarders, including a school and AAC record 84 on his first SMU attempt.
- His 65.0 average at SMU also set AAC and UC records and gave Fletcher AAC Special Teams honors.
- The Melbourne, Australia native faced his brother, Max Fletcher, a freshman punter for Arkansas, in the 2022 season opener at Arkansas. Mason and Max's parents, Dustin and Suzanne, flew from Australia for the game. It marked the first time in nearly two years that Mason had seen his brother and mother. Fletcher's father, Dustin, a 23-year veteran in Australian Rules Football, came to the Cotton Bowl last season.

HARD TICKET TO COME BY

- Cincinnati football officially sold out of season tickets for the 2023 football season, selling more than 25,300 to set a new school record in August.
- It's the second time in history that UC has sold out of season tickets.
- Last season, UC set a record with just over 22,000 season tickets sold.
- Cincinnati has sold out 12 consecutive home games dating back to the third home game of 2021, as well.

LT AN AEROSPACE ENGINEER

- The offensive line is a cerebral position, and redshirt-junior offensive lineman John Williams has proven it as he pursues a starting job at left tackle.
- Williams, an aerospace engineering major, played in 12 of 13 games last year and 12 more in 2021, including starting the first three for the eventual CFP Bearcats. He cites NASA and Boeing as two places he would like to work for once his career is over.
- "I do take a good amount of pride in it," he told Sports Illustrated about his heavy academic balance. "It's hard to juggle, and I'll say I don't sleep much, but I like to work hard and it is what it is."

BUFORD HAS SEEN THE BEST

- Redshirt junior and Kentucky transfer Deondre Buford is set to take on the starting right tackle spot.
- The Detroit native, who went to the same Martin Luther King HS as Ahmad "Sauce" Gardner, appeared in all 13 games for UK in 2022 at both guard and tackle, while earning a pair of starts. One of those was against defending and eventual national champion Georgia.

THE LONE RETURNING STARTER ON OFFENSE

- The coaching change and transfer portal has made for a completely different offensive depth chart this season.
- Redshirt-junior center Gavin Gerhardt is the only returning offensive starter, having taken on all 13 games last year and proving to be one of the Bearcats' best on the line. He snapped for two quarterbacks with vastly different styles and paved the way for three different running backs to tally 100-yard rushing games.
- Not only that, he was emerging as a starting guard in 2022 fall camp before a season-ending injury to incumbent center Jake Renfro.

ANDERSON JR. GOES FROM NB2 TO CB1

- Redshirt junior Sammy Anderson Jr. has made quite the impression on his new defensive coaches, poising himself to be a breakout performer.
- He previously backed up sixth-year nickel Taj Ward but has since moved over to a starting cornerback role. He credits position coach Kerry Coombs, one of two assistants to stay on from Fickell to Satterfield, as a key influence in staying at Cincinnati, even referring to him as a father figure.
- Last year was Anderson Jr.'s first as a main contributor, appearing in all 13 games while rotating with Ward as the first-string nickel. He finished with 19 tackles, 2.5 TFLs and once forced fumble, as well as earning his first corner start in the Wasabi Fenway Bowl.

CARTER BROWN STAYS PERFECT

- Arizona State transfer Carter Brown was 9-for-9 on PATs in his debut (second-most in UC history as well), remaining perfect on all 42 tries of his career.
- His lone field-goal attempt was a 46-yard make, putting him 6-for-8 from 40-plus in his career.

BEARCATS IN SEASON OPENERS

- Cincinnati has won 22-straight home openers, beginning with an overtime win over TCU in 2002. This season was a 66-13 win over Eastern Kentucky.

FREAKS LIST

- UC boasted three members of Bruce Feldman's annual "Freaks" list for the third-straight season.
- Tyler Scott, Tre Tucker and Josh Whyte earned the honors in 2022, while Desmond Ridder, Alec Pierce and Myjai Sanders garnered 2021 nods. All six are now on NFL rosters.
- Defensive lineman Jowon Briggs, an eclectic music persona with the piano, guitar, bass, drums, sax, flute, cello, violin, viola, harmonica and his tenor voice, squatted 700 in high school. He deadlifted 655 this offseason and did 31 bench-press reps at 225. He also hit 18.6 MPH and 4.89 in the pro shuttle.
- Fellow defensive lineman Dontay Corleone benches 485, squats 605 and deadlifts 700. He can also hit 18 MPH on the GPS with a 4.68 pro shuttle, something only one

other 300-pound defensive lineman could do faster at the NFL Combine.

- Deshawn Pace, the 6-2, 212-pound senior star (hybrid nickel/linebacker) hit 21.21 MPH with a speedy 1.51 10-yard split. He also benches 340 pounds and can do 25 pull-ups.

UNDEFEATED HOME RECORDS

YEAR	RECORD
2023	1-0 (in progress)
2021	7-0
2020	7-0
2019	6-0
2018	6-0
2009	6-0
2008	6-0
2000	6-0
1993	5-0
1982	5-0
1976	5-0
1953	7-0
1941	6-0
1935	6-0

TAKE ME TO HIGHER GROUND

- For the past 25 years, the UC football has called the Higher Ground Conference and Retreat Center in West Harrison, Ind., its preseason training home.
- The 280-acre facility is located about 30 miles from campus and has served as the Bearcats training camp location since the lead up to the 1999 season.
- Higher Ground has two 100-yard turf practice fields, including a new surface installed in 2017, ample living and meeting spaces and no distractions from football.

CHAMPIONSHIP HISTORY

- UC won the 2021 and 2020 AAC Championships, its 15th and 16th league titles, for its first two since 2014 and first outright crowns since 2009.
- UC played in its third-straight AAC title game in 2021.
- Each of the last two were played at Nippert Stadium. UC toppled No. 16 Houston in 2021 after defeating No. 23 Tulsa on Cole Smith's game-ending 34-yard field goal. That first game, played on Saturday, Dec. 19 at Nippert Stadium, marked the latest date a game was played in Nippert since a matchup vs. Xavier on Dec. 7, 1918.

CONFERENCE CHAMPIONSHIPS (16)

YEAR	LEAGUE	HC	REC
1933	Buckeye *	King	7-2-0
1934	Buckeye	King	6-2-1
1947	Mid-American	Nolting	7-3-0
1949	Mid-American	Gillman	7-4-0
1951	Mid-American	Gillman	10-1-0
1952	Mid-American	Gillman	8-1-1
1963	Missouri Valley *	Studley	6-4-0
1964	Missouri Valley	Studley	8-2-0
2002	Conference USA *	Minter	7-7-0
2008	BIG EAST	Kelly	11-3-0
2009	BIG EAST	Kelly	12-1-0
2011	BIG EAST *	Jones	10-3-0
2012	BIG EAST *	Jones	10-3-0
2014	American *	Tuberville	9-4-0
2020	American	Fickell	9-0-0
2021	American	Fickell	13-0-0

* - Shared title

INDOOR PRACTICE FACILITY IN 2024

- Cincinnati this summer broke ground on its new indoor facility. It includes a 120-yard football field, to also be used by other UC programs, scheduled for completion by Fall 2024, as well as a 96,000-square-foot performance center that includes football offices, nutrition stations, a weight room and mental health services, among many others, by Fall 2025.



CFP+MF4 APPEARANCE

- Cincinnati is one of 11 schools - one of two in the Big 12 with Oklahoma - to have a Men's Final Four and College Football Playoff appearance in its athletic history.
- Cincinnati became the first non-Power 5 team to make the College Football Playoff after finishing as the nation's only undefeated team in 2021 and has advanced to six Men's Final Fours.

POLLING DATA

WEEK	AP	COACHES	CFP
Preseason	-	-	-
Sept. 5	-	-	-
Sept. 12	-	-	-
Sept. 19	-	-	-
Sept. 26	-	-	-
Oct. 3	-	-	-
Oct. 10	-	-	-
Oct. 17	-	-	-
Oct. 24	-	-	-
Oct. 31	-	-	-
Nov. 7	-	-	-
Nov. 14	-	-	-
Nov. 21	-	-	-
Nov. 28	-	-	-
Dec. 5	-	-	-
FINAL	-	-	-

IN THE POLLS

AP

- Georgia
- Michigan
- Alabama
- Florida State
- Ohio State
- USC
- Penn State
- Washington
- Tennessee
- Notre Dame
- Texas
- Utah
- Oregon
- LSU
- Kansas State
- Oregon State
- North Carolina
- Oklahoma
- Wisconsin
- Ole Miss
- Duke
- Colorado
- Texas A&M
- Tulane
- Clemson

COACHES

- Georgia
- Michigan
- Alabama
- Ohio State
- Florida State
- USC
- Penn State
- Washington
- Tennessee
- Texas
- Notre Dame
- Utah
- Oregon
- LSU
- Kansas State
- North Carolina
- Oklahoma
- Oregon State
- Wisconsin
- Ole Miss
- Clemson
- Tulane
- Texas A&M
- Duke
- Colorado

NIPPERT STADIUM TOP-10 CROWDS

ATT	OPPONENT	DATE	RESULT
40,140	UConn	10/24/15	W, 37-13*
40,121	UCF	10/4/19	W, 27-24*
40,101	Miami (Fla.)	10/1/15	W, 34-23*
40,015	Houston	9/15/16	L, 40-16*
39,095	Alabama A&M	9/5/15	W, 52-10
38,919	UConn	11/9/19	W, 48-3
38,557	South Florida	10/8/22	W, 28-24*
38,464	Indiana	9/24/22	W, 45-24*
38,461	Navy	11/5/22	W, 20-10*
38,199	East Carolina	11/11/22	W, 27-25*
38,193	EKU	9/2/23	W, 66-13*
38,112	Miami (OH)	9/24/16	W, 27-20
38,112	Temple	9/12/15	L, 34-26
38,088	Kennesaw State	9/10/22	W, 63-10*

*-Sellouts



CARSON FIELD AT NIPPERT STADIUM

CARSON FIELD AT NIPPERT STADIUM HAS BEEN THE VENERABLE HOME OF THE UNIVERSITY OF CINCINNATI FOOTBALL TEAM SINCE 1901 AND PROVIDES A PHENOMENAL HOME-FIELD ENVIRONMENT.

HARD TICKET TO COME BY

- Cincinnati football officially sold out of season tickets for the first time ever prior to the 2022 football season, selling more than 23,500 to set a new school. The Bearcats accomplished the feat again in 2023.
- The Bearcats are currently on single-game sellout streak spanning 11 contests entering 2023.

A MODERN CLASSIC

- In 1915, construction was completed on the first sections of a brick and concrete structure to replace the wooden stands and continued for several seasons as funds were raised.
- In 1924, the completed structure was dedicated as James Gamble Nippert Memorial Stadium with a capacity of 12,000.
- UC has used the Nippert site as a playing field since 1901, making it the second-oldest playing site in the nation for college football behind Penn's Franklin Field (1895).
- Among NCAA FBS schools, Nippert is the third-oldest stadium still in use, behind Bobby Dodd Stadium (Georgia Tech - 1913), Davis Wade Stadium (Mississippi State - 1914) and ahead of Ole Miss' Vaught-Hemingway Stadium (1915) and Wisconsin's Camp Randall Stadium (1917).
- Through numerous renovations, the structure situated in the middle of the Clifton campus has retained its early-century brickwork, wrought-iron gates, and trim giving Nippert a comfortable old-time stadium charm and appeal, while remaining a classic showplace for college football.
- The third-oldest NCAA FBS stadium entered a new era in 2015 following the completion of a 20-month, \$86-million, privately funded renovation and expansion project.
- The post-renovation season in 2015 coincided with the 100th anniversary of the original 1915 construction.

FOR THE FANS

- Both concourses were renovated and widened and now feature nearly 75 permanent point-of-sale concession locations are available on game days.
- Concession stands feature the usual stadium staples along with offerings from premium local vendors, including Frisch's, Montgomery Inn and Skyline Chili.
- Enhancements were added in 2019, including: new tailgating spots, social gathering spaces, fans-first pricing and a season-long DJ for in-game entertainment.

WHAT'S IN A NAME?

- During the season-ending clash with rival Miami (OH) in 1923, Jimmy Nippert sustained a spike wound injury and died a month later from blood poisoning.
- His grandfather, James N. Gamble of Procter and Gamble, provided the funds needed to complete the horseshoe-shaped structure, and the James Gamble Nippert Memorial Stadium was dedicated on Nov. 8, 1924.
- The stadium's founder was Arch Carson, who as captain and principal organizer played a significant role in starting football on the UC campus in 1885. In 1901 as physical director of the university, Carson guided the construction of the field which was later named for him -- the playing surface is still called Carson Field.

THE WEST PAVILION

- The most striking changes sit five stories above the west concourse. At 105,000 square feet and 130 yards long, the West Pavilion rises out of the stadium concourse in glass and angles which contain a host of new premium seating along with state-of-the-art press facilities.
- The curvature of the facility matches that of Herschede-Shank Pavilion on the east side of the stadium and contains four levels; the Margaret & Michael Valentine press and suite level, suite level, scholarship club level, and patio mezzanine level.
- UC went from having nearly no premium seating options to the addition of 1,100 scholarship club seats and 53 indoor and outdoor suites of varying sizes. A skywalk connects Tangeman University Center to the West Pavilion with premium area customers able to access the facility on gameday from the other side of campus.

TQL PARTNERSHIP BOLSTERS NIPPERT STADIUM

- Total Quality Logistics (TQL), the second-largest freight brokerage firm in North America and Cincinnati's largest private company, and UC announced in January 2023 a long-term strategic partnership that will include field level and stadium signage and logo assets for TQL as well as specific investment to the Bearcats' indoor practice and performance facility project.
- TQL's logo will appear on Carson Field in two places.
- While field surface branding typically results in renaming the venue, as a Cincinnati company, TQL has chosen to not name the field. It will continue to be named Carson Field in honor of Dr. Arch Carson, who organized the first football team at the university in 1885 and is known as the Father of UC Football.

2023 CINCINNATI FOOTBALL ALPHABETICAL ROSTER

#	NAME	POS.	HT.	WT.	CL.	HOMETOWN / HIGH SCHOOL / LAST SCHOOL
37	Trevor Adams	LB	6-2	236	RSO. [^]	Loveland, Ohio / Goshen / Western Kentucky
14	Rayquan Adkins	CB	5-11	185	Fr.	Miami, Fla. / Northwestern
7	Sammy Anderson Jr.	CB	6-0	185	RJr.	Dayton, Ohio / Trotwood-Madison
86	Lesley Andoh	WR	6-0	190	RFr. [^]	Dublin, Ohio / Scioto
17	Joey Beljan	TE	6-3	240	RSr.	Holland, NJ. / Delaware Valley / Western Kentucky
47	Rory Bell	K	5-10	185	RJr. [^]	Wilmington, Ohio / Wilmington / Temple
84	Sterling Berkhalter	WR	6-4	200	Jr.	Cincinnati, Ohio / Ga. Prep Academy / NC A&T
51	Ben Blevins	DL	6-2	270	RJr. [^]	Cincinnati, Ohio / La Salle
20	Oliver Bridges	DB	6-2	205	RFr.	Potomac, Md. / The Bullis School
0	Jowon Briggs	DE	6-2	297	Sr.*	Cincinnati, Ohio / Walnut Hills / Virginia
33	Carter Brown	K	6-0	205	So.	Pearland, Texas / Dawson / Arizona State
50	Jackson Brusciannelli	LB	5-11	240	RSr. [^]	Chicago, Ill. / Montini Catholic
56	Deondre Buford	OL	6-3	315	RJr.	Detroit, Mich. / Martin Luther King / Kentucky
24	Todd Bumphis	CB	6-0	198	RJr.	Toledo, Ohio / St. Francis De Sales
40	Kamari Burns	DE	6-4	275	Fr.	Columbus, Ohio / Gahanna Lincoln
39	Bryce Burton	H/K	5-10	200	RSr. [^]	Cincinnati, Ohio / Princeton
42	Stephan Byrd	RB	6-0	215	RFr.	Canal Winchester, Ohio / Canal Winchester
32	James Camden	LB	6-1	228	RJr. [^]	Cincinnati, Ohio / Anderson
21	Kalen Carroll	CB	6-1	185	RFr.	Indianapolis, Ind. / Center Grove
18	Trevor Carter	LB	6-1	205	Fr.	Ironton, Ohio / Ironton
87	Stanley Clyne	WR	6-1	185	Fr.	Tipp City, Ohio / Tippecanoe
2	Dontay Corleone	DL	6-2	318	RSO.	Cincinnati, Ohio / Colerain
29	Manny Covey	RB	5-11	190	Fr.	Starke, Fla. / Bradford
8	Isiah Cox	S	6-2	200	RSO.	Alcoa, Tenn. / Alcoa
61	Luke Dalton	OL	6-5	308	RFr.	Crystal Lake, Ill. / Marian Central Catholic
11	Jayden Davis	S	6-2	190	Fr.	Suwanee, Ga. / Collins Hill
36	Victor Dawson	RB	6-0	225	RSO. [^]	Akron, Ohio / Hoban / Merrimack
49	Jack Dingle	LB	6-4	238	RSO.	Louisville, Ky. / Trinity
33	Cl Doggette	DE	6-2	270	RFr.	Pickerington, Ohio / Pickerington Central
12	Brady Drogosh	QB	6-4	215	Fr.	Warren, Mich. / De La Salle Collegiate
78	Grant Edgington	OL	6-4	280	Fr. [^]	Madeira, Ohio / Madeira
45	Barak Faulk	TE	6-3	240	RJr. [^]	Cincinnati, Ohio / Mason
66	Landon Fickell	OL	6-4	290	RSO.	Cincinnati, Ohio / Moeller
31	Mason Fletcher	P	6-7	215	Jr.	Melbourne, Australia / ProKick
53	Gavin Gerhardt	OL	6-4	305	RJr.	Xenia, Ohio / Xenia
19	Tyler Gillison	OLB	6-4	242	RFr.	Pickerington, Ohio / Pickerington Central
55	Mao Glynn II	OL	6-3	300	RSO.	Cincinnati, Ohio / Walnut Hills
79	Ethan Green	OL	6-7	305	RFr.	Fremont, Ohio / Fremont Ross
9	Daniel Grzesiak	OLB	6-1	250	RSr.*	Los Angeles, Calif. / Crenshaw / Nevada / Utah State
77	Jonathan Harder	OL	6-5	320	RFr.	Delaware, Ohio / Olentangy Berlin
12	Justin Harris	CB	6-0	195	RSr.	Dayton, Ohio / Wayne
63	Nathan Hawks	K	6-0	204	Jr. [^]	Enon, Ohio / Greenon / Wittenberg
8	Xzavier Henderson	WR	6-3	200	Sr.	Miami, Fla. / Columbus / Florida
13	Jacob Hoying	QB	6-2	205	RSO. [^]	Columbus, Ohio / Bishop Watterson
90	Jalen Hunt	DT	6-4	315	RSr.	Detroit, Mich. / Belleville / Michigan State
42	Dion Hunter	LB	6-2	235	RJr.	Albuquerque, N.M. / Cleveland / New Mexico
52	Connor Ingram	P	5-10	215	So. [^]	Powell, Ohio / Olentangy Liberty / Wittenberg
14	Barry Jackson Jr.	WR	5-11	195	Fr.	Ellenwood, Ga. / Cedar Grove
99	Rob Jackson	DE	6-5	275	RSO.	Philadelphia, Pa. / Archbishop Wood
69	Cam Jones	OL	6-8	330	RSr.	Knott County, Ky. / Fredrick Douglass
23	Daved Jones Jr.	LB	6-1	228	RJr.	Cincinnati, Ohio / Lakota West
6	Dorian Jones	LB	6-0	230	Sr.	Boynton Beach, Fla. / American Heritage / Louisville
5	Emory Jones	QB	6-3	212	RSr.*	La Grange, Ga. / Heard County / Florida / Arizona State
67	Luke Kandra	OL	6-4	320	RJr.	Cincinnati, Ohio / Elder / Louisville
21	Corey Kiner	RB	5-9	215	Jr.	Cincinnati, Ohio / Roger Bacon / LSU
15	Will Kocher	QB	6-2	210	Fr.	Kings Mills, Ohio / Kings
39	Cincear Lewis	LB	6-2	210	RFr.	Kalamazoo, Mich. / Kalamazoo Central

#	NAME	POS.	HT.	WT.	CL.	HOMETOWN / HIGH SCHOOL / LAST SCHOOL
16	Brady Lichtenberg	QB	6-1	208	RSO.	Toledo, Ohio / St. John's Jesuit
91	Drew Logan	DL	6-4	270	RFr. [^]	North Canton, Ohio / Hoover
62	Matt Mason	OL	6-3	295	RFr. [^]	Union, Ky. / Ryle
82	Michael McCalmont	TE	6-3	240	RJr. [^]	Mason, Ohio / Mason
7	Chamon Metayer	TE	6-5	248	RSO.	Miami, Fla. / North Miami
89	Jesse Meyer	TE	6-4	235	RFr. [^]	Coldwater, Ohio / Coldwater
30	Au'braylen Million	DB	5-10	164	RFr. [^]	Middletown, Ohio / Middletown / Louisville
71	Judea Milon	OL	6-4	290	Jr.	Killeen, Texas / Shoemaker / Tyler Junior College
26	Myles Montgomery	RB	5-11	205	RSO.	Jacksonville, Fla. / Fletcher
22	Ryan Montgomery	RB	5-10	205	Sr.*	Franklin, Ohio / Franklin
38	Nijal Mooney	LB	6-0	230	RSO. [^]	Cincinnati, Ohio / Roger Bacon / Findlay
13	Kyree Moyston	DE	6-4	242	So.	Norfolk, Va. / Kings Fork / Virginia Tech
57	Ryan Mullaney	DL	6-2	250	RSr. [^]	Cincinnati, Ohio / Moeller
81	Michael Mussari	WR	6-1	188	Fr. [^]	Kings Mills, Ohio / Kings
85	Triston O'Brien	LS	6-3	225	RSO. [^]	Jefferson, Ohio / NDCL
11	Donovan Ollie	WR	6-3	212	RSr.	Wylie, Texas / Wylie / Washington State
3	Deshawn Pace	STAR	6-2	212	Sr.	Cincinnati, Ohio / Colerain
46	Antwan Peek Jr.	S	6-2	205	RFr. [^]	Cincinnati, Ohio / Indian Hill
83	Ty Perkins	WR	6-3	205	Fr.	Ironton, Ohio / Ironton
96	Dominique Perry	DL	6-2	290	RJr.	Germantown, Md. / Northwest
10	Jack Perry	QB	6-1	205	RSr. [^]	Mountain View, Calif. / St. Francis / San Mateo / Western Illinois
96	Cayson Pfeiffer	LS	6-0	220	RSr.*	Columbus, Ohio / Dublin Scioto
97	Eric Phillips	DE	6-3	260	RSr.	Cincinnati, Ohio / Colerain
3	Evan Prater	WR	6-4	208	RJr.	Cincinnati, Ohio / Wyoming
58	Trevor Radosevich	OL	6-4	310	RSr.*	Englishtown, N.J. / Manalapan / Penn
76	Mitch Raifsnider	OL	6-8	285	RSO. [^]	Castalia, Ohio / Margaretta / Army
34	Caleb Schmitz	TE	6-3	240	RSO.	Lancaster, Pa. / Warwick
80	Chris Scott	WR	6-2	205	RJr.	Columbus, Ohio / Pickerington North
92	Derrick Shepard Jr.	DL	6-3	305	RFr.	Dayton, Ohio / Archbishop Alter
48	Weston Simmons	LS	5-11	215	Fr. [^]	Mason, Ohio / Mason
17	Brian Simms III	LB	6-3	250	Fr.	Baltimore, Md. / St. Frances Academy
88	Payten Singletary	TE	6-4	235	RJr.	Thomasville, Ga. / Thomasville
0	Braden Smith	WR	5-10	185	RSr.*	Flowood, Miss. / Northwest Rankin / NW Miss. CC / Louisville
94	Keilan Smith	DT	6-2	330	Fr.	Pickerington, Ohio / Pickerington Central
41	Quinn Staten	LB	6-2	230	Fr. [^]	Toledo, Ohio / St. John's Jesuit
5	D.J. Taylor	S	5-10	192	RJr.	Tampa, Fla. / Tampa Catholic / Arizona State
50	Evan Tengesdahl	OL	6-4	310	Fr.	Dayton, Ohio / Wayne
85	Jiari Thomas	WR	6-4	215	RSr. [^]	Cincinnati, Ohio / Winton Woods
25	Shaun Thomas	RB	6-0	205	RSO. [^]	Lima, Ohio / Central Catholic
22	Jonathan Thompson	LB	6-2	230	RFr.	Columbus, Ohio / St. Francis De Sales
10	Bryon Threats	S	5-10	195	Jr.	Columbus, Ohio / Coffman
54	Dartanyan Tinsley	OL	6-5	315	Sr.	Owensboro, Ky. / Owensboro / Kentucky Christian
9	Aaron Turner	WR	5-7	185	Jr.	Ellicott, Md. / Gonzaga College / UConn
43	George Udo	S	6-1	200	Sr.	Antioch, Calif. / Berean Christian / BYU
4	Malik Vann	DE	6-3	268	RSr.*	Cincinnati, Ohio / Fairfield
15	Taj Ward	DB	6-0	195	RSr.*	Solon, Ohio / Solon
16	Jabril White	DB	5-10	193	Jr.	Oakland, Calif. / McClymonds / Diablo Valley College
2	Dee Wiggins	WR	6-3	195	RSr.*	Miami, Fla. / Miami Southridge / Miami / Louisville
74	Phillip Wilder	OL	6-5	305	RJr.	Jonesboro, Ga. / Mt. Zion / Southeast Missouri State
44	Jah-Mal Williams	OLB	6-4	238	RSO.	Carver Ranches, Fla. / Cardinal Gibbons
75	John Williams	OL	6-5	310	RJr.	Bolingbrook, Ill. / Bolingbrook
27	Ken Willis	STAR	5-11	180	RFr.	Cincinnati, Ohio / Colerain
95	Justin Wodtly	DE	6-3	275	RJr.	Cleveland, Ohio / Cleveland Heights
4	Ethan Wright	RB	6-1	212	Sr.	Akron, Ohio / Manchester
35	Brady Young	P	6-3	215	RSO. [^]	Perrysburg, Ohio / Perrysburg
1	Jordan Young	CB	6-0	195	RSO.	Tampa, Fla. / Gaither / Florida

* - Using extra year of eligibility from COVID-19 pandemic; ^ - Walk-On

2023 CINCINNATI FOOTBALL NUMERICAL ROSTER

#	NAME	POS.	HT.	WT.	CL.	HOMETOWN / HIGH SCHOOL / LAST SCHOOL
0	Jowon Briggs	DE	6-2	297	Sr.*	Cincinnati, Ohio / Walnut Hills / Virginia
0	Braden Smith	WR	5-10	185	RSr.*	Flowood, Miss. / Northwest Rankin / NW Miss. CC / Louisville
1	Jordan Young	CB	6-0	195	RSO.	Tampa, Fla. / Gaither / Florida
2	Dontay Corleone	DL	6-2	318	RSO.	Cincinnati, Ohio / Colerain
2	Dee Wiggins	WR	6-3	195	RSr.*	Miami, Fla. / Miami Southridge / Miami / Louisville
3	Deshawn Pace	STAR	6-2	212	Sr.	Cincinnati, Ohio / Colerain
3	Evan Prater	WR	6-4	208	RJr.	Cincinnati, Ohio / Wyoming
4	Malik Vann	DE	6-3	268	RSr.*	Cincinnati, Ohio / Fairfield
4	Ethan Wright	RB	6-1	212	Sr.	Akron, Ohio / Manchester
5	Emory Jones	QB	6-3	212	RSr.*	La Grange, Ga. / Heard County / Florida / Arizona State
5	D.J. Taylor	S	5-10	192	RJr.	Tampa, Fla. / Tampa Catholic / Arizona State
6	Dorian Jones	LB	6-0	230	Sr.	Boynton Beach, Fla. / American Heritage / Louisville
7	Sammy Anderson Jr.	CB	6-0	185	RJr.	Dayton, Ohio / Trotwood-Madison
7	Chamon Metayer	TE	6-5	248	RSO.	Miami, Fla. / North Miami
8	Isiah Cox	S	6-2	200	RSO.	Alcoa, Tenn. / Alcoa
8	Xzavier Henderson	WR	6-3	200	Sr.	Miami, Fla. / Columbus / Florida
9	Daniel Grzesiak	OLB	6-1	250	RSr.*	Los Angeles, Calif. / Crenshaw / Nevada / Utah State
9	Aaron Turner	WR	5-7	185	Jr.	Ellicott, Md. / Gonzaga College / UConn
10	Jack Perry	QB	6-1	205	RSr.^	Mountain View, Calif. / St. Francis / San Mateo / Western Illinois
10	Bryon Threats	S	5-10	195	Jr.	Columbus, Ohio / Coffman
11	Jayden Davis	S	6-2	190	Fr.	Suwanee, Ga. / Collins Hill
11	Donovan Ollie	WR	6-3	212	RSr.	Wylie, Texas / Wylie / Washington State
12	Brady Drogosh	QB	6-4	215	Fr.	Warren, Mich. / De La Salle Collegiate
12	Justin Harris	CB	6-0	195	RSr.	Dayton, Ohio / Wayne
13	Jacob Hoying	QB	6-2	205	RSO.^	Columbus, Ohio / Bishop Watterson
13	Kyree Moyston	DE	6-4	242	So.	Norfolk, Va. / Kings Fork / Virginia Tech
14	Rayquan Adkins	CB	5-11	185	Fr.	Miami, Fla. / Northwestern
14	Barry Jackson Jr.	WR	5-11	195	Fr.	Ellenwood, Ga. / Cedar Grove
15	Will Kocher	QB	6-2	210	Fr.	Kings Mills, Ohio / Kings
15	Taj Ward	DB	6-0	195	RSr.*	Solon, Ohio / Solon
16	Brady Lichtenberg	QB	6-1	208	RSO.	Toledo, Ohio / St. John's Jesuit
16	Jabril White	DB	5-10	193	Jr.	Oakland, Calif. / McClymonds / Diablo Valley College
17	Joey Beljan	TE	6-3	240	RSr.	Holland, N.J. / Delaware Valley / Western Kentucky
17	Brian Simms III	LB	6-3	250	Fr.	Baltimore, Md. / St. Frances Academy
18	Trevor Carter	LB	6-1	205	Fr.	Ironton, Ohio / Ironton
19	Tyler Gillison	OLB	6-4	242	RFr.	Pickerington, Ohio / Pickerington Central
20	Oliver Bridges	DB	6-2	205	RFr.	Potomac, Md. / The Bullis School
21	Kalen Carroll	CB	6-1	185	RFr.	Indianapolis, Ind. / Center Grove
21	Corey Kiner	RB	5-9	215	Jr.	Cincinnati, Ohio / Roger Bacon / LSU
22	Ryan Montgomery	RB	5-10	205	Sr.*	Franklin, Ohio / Franklin
22	Jonathan Thompson	LB	6-2	230	RFr.	Columbus, Ohio / St. Francis De Sales
23	Daved Jones Jr.	LB	6-1	228	RJr.	Cincinnati, Ohio / Lakota West
24	Todd Bumphis	CB	6-0	198	RJr.	Toledo, Ohio / St. Francis De Sales
25	Shaun Thomas	RB	6-0	205	RSO.^	Lima, Ohio / Central Catholic
26	Myles Montgomery	RB	5-11	205	RSO.	Jacksonville, Fla. / Fletcher
27	Ken Willis	STAR	5-11	180	RFr.	Cincinnati, Ohio / Colerain
29	Manny Covey	RB	5-11	190	Fr.	Starke, Fla. / Bradford
30	Au'braylen Million	DB	5-10	164	RFr.^	Middletown, Ohio / Middletown / Louisville
31	Mason Fletcher	P	6-7	215	Jr.	Melbourne, Australia / ProKick
32	James Camden	LB	6-1	228	RJr.^	Cincinnati, Ohio / Anderson
33	Carter Brown	K	6-0	205	So.	Pearland, Texas / Dawson / Arizona State
33	CJ Doggette	DE	6-2	270	RFr.	Pickerington, Ohio / Pickerington Central
34	Caleb Schmitz	TE	6-3	240	RSO.	Lancaster, Pa. / Warwick
35	Brady Young	P	6-3	215	RSO.^	Perrysburg, Ohio / Perrysburg
36	Victor Dawson	RB	6-0	225	RSO.^	Akron, Ohio / Hoban / Merrimack
37	Trevor Adams	LB	6-2	236	RSO.^	Loveland, Ohio / Goshen / Western Kentucky

#	NAME	POS.	HT.	WT.	CL.	HOMETOWN / HIGH SCHOOL / LAST SCHOOL
38	Nijal Mooney	LB	6-0	230	RSO.^	Cincinnati, Ohio / Roger Bacon / Findlay
39	Bryce Burton	H/K	5-10	200	RSr.^	Cincinnati, Ohio / Princeton
39	Cincear Lewis	LB	6-2	210	RFr.	Kalamazoo, Mich. / Kalamazoo Central
40	Kamari Burns	DE	6-4	275	Fr.	Columbus, Ohio / Gahanna Lincoln
41	Quinn Staten	LB	6-2	230	Fr.^	Toledo, Ohio / St. John's Jesuit
42	Stephan Byrd	RB	6-0	215	RFr.	Canal Winchester, Ohio / Canal Winchester
42	Dion Hunter	LB	6-2	235	RJr.	Albuquerque, N.M. / Cleveland / New Mexico
43	George Udo	S	6-1	200	Sr.	Antioch, Calif. / Berean Christian / BYU
44	Jah-Mal Williams	OLB	6-4	238	RSO.	Carver Ranches, Fla. / Cardinal Gibbons
45	Barak Faulk	TE	6-3	240	RJr.^	Cincinnati, Ohio / Mason
46	Antwan Peek Jr.	S	6-2	205	RFr.^	Cincinnati, Ohio / Indian Hill
47	Rory Bell	K	5-10	185	RJr.^	Wilmington, Ohio / Wilmington / Temple
48	Weston Simmons	LS	5-11	215	Fr.^	Mason, Ohio / Mason
49	Jack Dingle	LB	6-4	238	RSO.	Louisville, Ky. / Trinity
50	Jackson Bruscianelli	LB	5-11	240	RSr.^	Chicago, Ill. / Montini Catholic
50	Evan Tengesdahl	OL	6-4	310	Fr.	Dayton, Ohio / Wayne
51	Ben Blevins	DL	6-2	270	RJr.^	Cincinnati, Ohio / La Salle
52	Connor Ingram	P	5-10	215	So.^	Powell, Ohio / Olentangy Liberty / Wittenberg
53	Gavin Gerhardt	OL	6-4	305	RJr.	Xenia, Ohio / Xenia
54	Dartanyan Tinsley	OL	6-5	315	Sr.	Owensboro, Ky. / Owensboro / Kentucky Christian
55	Mao Glynn II	OL	6-3	300	RSO.	Cincinnati, Ohio / Walnut Hills
56	Deondre Buford	OL	6-3	315	RJr.	Detroit, Mich. / Martin Luther King / Kentucky
57	Ryan Mullaney	DL	6-2	250	RSr.^	Cincinnati, Ohio / Moeller
58	Trevor Radosevich	OL	6-4	310	RSr.*	Englishtown, N.J. / Manalapan / Penn
61	Luke Dalton	OL	6-5	308	RFr.	Crystal Lake, Ill. / Marian Central Catholic
62	Matt Mason	OL	6-3	295	RFr.^	Union, Ky. / Ryle
63	Nathan Hawks	K	6-0	204	Jr.^	Enon, Ohio / Greenon / Wittenberg
66	Landon Fickell	OL	6-4	290	RSO.	Cincinnati, Ohio / Moeller
67	Luke Kandra	OL	6-4	320	RJr.	Cincinnati, Ohio / Elder / Louisville
69	Cam Jones	OL	6-8	330	RSr.	Knott County, Ky. / Fredrick Douglass
71	Judea Milon	OL	6-4	290	Jr.	Killeen, Texas / Shoemaker / Tyler Junior College
74	Phillip Wilder	OL	6-5	305	RJr.	Jonesboro, Ga. / Mt. Zion / Southeast Missouri State
75	John Williams	OL	6-5	310	RJr.	Bolingbrook, Ill. / Bolingbrook
76	Mitch Raifsnider	OL	6-8	285	RSO.^	Castalia, Ohio / Margaretta / Army
77	Jonathan Harder	OL	6-5	320	RFr.	Delaware, Ohio / Olentangy Berlin
78	Grant Edgington	OL	6-4	280	Fr.^	Madeira, Ohio / Madeira
79	Ethan Green	OL	6-7	305	RFr.	Fremont, Ohio / Fremont Ross
80	Chris Scott	WR	6-2	205	RJr.	Columbus, Ohio / Pickerington North
81	Michael Mussari	WR	6-1	188	Fr.^	Kings Mills, Ohio / Kings
82	Michael McCalmont	TE	6-3	240	RJr.^	Mason, Ohio / Mason
83	Ty Perkins	WR	6-3	205	Fr.	Ironton, Ohio / Ironton
84	Sterling Berkhalter	WR	6-4	200	Jr.	Cincinnati, Ohio / Ga. Prep Academy / NC A&T
85	Triston O'Brien	LS	6-3	225	RSO.^	Jefferson, Ohio / NDCL
85	Jiair Thomas	WR	6-4	215	RSr.^	Cincinnati, Ohio / Winton Woods
86	Lesley Andoh	WR	6-0	190	RFr.^	Dublin, Ohio / Scioto
87	Stanley Clyne	WR	6-1	185	Fr.	Tipp City, Ohio / Tippecanoe
88	Payten Singletary	TE	6-4	235	RJr.	Thomasville, Ga. / Thomasville
89	Jesse Meyer	TE	6-4	235	RFr.^	Coldwater, Ohio / Coldwater
90	Jalen Hunt	DT	6-4	315	RSr.	Detroit, Mich. / Belleville / Michigan State
91	Drew Logan	DL	6-4	270	RFr.^	North Canton, Ohio / Hoover
92	Derrick Shepard Jr.	DL	6-3	305	RFr.	Dayton, Ohio / Archbishop Alter
94	Keilan Smith	DT	6-2	330	Fr.	Pickerington, Ohio / Pickerington Central
95	Justin Wodtly	DE	6-3	275	RJr.	Cleveland, Ohio / Cleveland Heights
96	Dominique Perry	DL	6-2	290	RJr.	Germantown, Md. / Northwest
96	Cayson Pfeiffer	LS	6-0	220	RSr.*	Columbus, Ohio / Dublin Scioto
97	Eric Phillips	DE	6-3	260	RSr.	Cincinnati, Ohio / Colerain
99	Rob Jackson	DE	6-5	275	RSO.	Philadelphia, Pa. / Archbishop Wood

CINCINNATI UNOFFICIAL TWO-DEEP DEPTH CHART

OFFENSE

LT	75	John Williams	6-5	310	R-Jr.
	74	Phillip Wilder	6-5	305	R-Jr.
LG	54	Dartanyan Tinsley	6-5	315	Sr.
	77	Jonathan Harder	6-5	320	R-Fr.
C	53	Gavin Gerhardt	6-4	305	R-Jr.
	58	Trevor Radosevich	6-4	310	R-Sr.*
RG	67	Luke Kandra	6-4	320	R-Jr.
	69	Cam Jones	6-8	330	R-Sr.
RT	56	Deondre Buford	6-3	315	R-Jr.
	79	Ethan Green	6-7	305	R-Fr.
TE	88	Payten Singletary	6-4	235	R-Jr.
	-OR-	7	Chamon Metayer	6-5	248 R-So.
	45	Barak Faulk	6-3	240	R-Jr.
WR	2	Dee Wiggins	6-3	195	R-Sr.*
	3	Evan Prater	6-4	208	R-Jr.
	80	Chris Scott	6-2	205	R-Jr.
WR	0	Braden Smith	5-10	185	R-Sr.*
	-OR-	9	Aaron Turner	5-7	185 Jr.
	14	Barry Jackson Jr.	5-11	195	Fr.
WR	8	Xzavier Henderson	6-3	200	Sr.
	-OR-	11	Donovan Ollie	6-3	212 R-Sr.
	84	Sterling Berkhalter	6-4	200	Jr.
QB	5	Emory Jones	6-3	212	R-Sr.*
	16	Brady Lichtenberg	6-1	208	R-So.
	12	Brady Drogosh	6-4	215	Fr.
RB	21	Corey Kiner	5-9	215	Jr.
	26	Myles Montgomery	5-11	205	R-So.
	22	Ryan Montgomery	5-10	205	Sr.*
	4	Ethan Wright	6-1	212	Sr.

DEFENSE

DE	0	Jowon Briggs	6-2	297	Sr.*
	4	Malik Vann	6-3	268	R-Sr.*
	99	Rob Jackson	6-5	275	R-So.
NT	2	Dontay Corleone	6-2	318	R-So.
	90	Jalen Hunt	6-4	315	R-Sr.
	96	Dominique Perry	6-2	290	R-Jr.
-OR-	92	Derrick Shepard Jr.	6-3	305	R-Fr.
DE	97	Eric Phillips	6-3	260	R-Sr.
	95	Justin Wodtly	6-3	275	R-Jr.
	57	Ryan Mullaney	6-2	250	R-Sr.
DOG/OLB	9	Daniel Grzesiak	6-1	250	R-Sr.*
	44	Jah-Mal Williams	6-4	238	R-So.
	19	Tyler Gillison	6-4	242	R-Fr.
LB	6	Dorian Jones	6-0	230	Sr.
	42	Dion Hunter	6-2	235	R-Jr.
	32	James Camden	6-1	228	R-Jr.
LB	49	Jack Dingle	6-4	238	R-So.
	22	Jonathan Thompson	6-2	230	R-Fr.
	23	Daved Jones Jr.	6-1	228	R-Jr.
STAR	3	Deshawn Pace	6-2	212	Sr.
	27	Ken Willis	5-11	180	R-Fr.
BCB	1	Jordan Young	6-0	195	R-So.
	12	Justin Harris	6-0	195	R-Sr.
	14	Rayquan Adkins	5-11	185	Fr.
FS	10	Bryon Threats	5-10	195	Jr.
	46	Antwan Peek Jr.	6-2	205	R-Fr.
-OR-	8	Isiah Cox	6-2	200	R-So.
	20	Oliver Bridges	6-2	205	R-Fr.
SS	15	Taj Ward	6-0	195	R-Sr.*
	5	D.J. Taylor	5-10	192	R-Jr.
	16	Jabril White	5-10	193	Jr.
FCB	7	Sammy Anderson Jr.	6-0	185	R-Jr.
	24	Todd Bumphis	6-0	198	R-Jr.
	21	Kalen Carrol	6-1	185	R-Fr.

SPECIAL TEAMS

LS	96	Cayson Pfeiffer	6-0	220	R-Sr.*
	85	Triston O'Brien	6-3	225	R-So.
H	39	Bryce Burton	5-10	200	R-Sr.
K	33	Carter Brown	6-0	205	So.
	47	Rory Bell	5-10	185	R-Jr.
KO	47	Rory Bell	5-10	185	R-Jr.
	39	Bryce Burton	5-10	200	R-Sr.
P	31	Mason Fletcher	6-7	215	Jr.
	35	Brady Young	6-3	215	R-So.
PR	0	Braden Smith	5-10	185	R-Sr.*
	-OR-	22	Ryan Montgomery	5-10	205 Sr.*
KR	8	Xzavier Henderson	6-3	200	Sr.
	5	D.J. Taylor	5-10	192	R-Jr.
	0	Braden Smith	5-10	185	R-Sr.*
	22	Ryan Montgomery	5-10	205	Sr.*
	4	Ethan Wright	6-1	212	Sr.
	21	Corey Kiner	5-9	215	Jr.

* - Using extra pandemic year for extra year of eligibility

PRONUNCIATION GUIDE

Lesley Andoh.....An-Doe
 Joey Beljan.....Bell-Jan
 Jowon Briggs.....Jah-Wan
 Deondre Buford.....Dee-On-Dray
 Jackson Bruscanelli.....Brew-Sha-Nell-Ee
 Dontay Corleone.....Core-Lee-Own (*like the Godfather*)
 Kalen Carroll.....Kay-Len
 Barak Faulk.....Bare-Ak
 Gavin Gerhardt.....Ga-Air-Hardt
 Mao Glynn II.....Mah-Oh
 Daniel Grzesiak.....Gresh-Ick
 Xzavier Henderson.....Ex-Zave-Your
 Dion Hunter.....Dee-On
 Daved Jones Jr.David
 Dorian Jones.....Door-Ee-An
 Luke Kandra.....Can-Druh

Corey Kiner.....Kye-Ner
 Brady Lichtenberg.....Lick-Ten-Burg
 Chamon Metayer.....Sha-Mon Muh-Tay-Err
 Deshawn Pace.....Dee-Shawn
 Cayson Pfeiffer.....Ph-Eye-Fur
 Trevor Radosevich.....Rah-Doe-Suh-Vitch
 Braden Smith.....Bray-Den
 Keilan Smith.....Key-Lan
 Evan Tengesdahl.....Tang-Gess-Da-Hall
 Dartanyan Tinsley.....Dar-Tan-Yan Tins-Lee
 Jaiir Thomas.....Jye-Air
 Malik Vann.....Muh-Leek
 Justin Wodtly.....Watt-Lee

HEAD COACH SCOTT SATTERFIELD | FIRST SEASON

2018 SUN BELT AND 2019 ACC COACH OF THE YEAR

Bringing a history of success as the leader of two programs, Scott Satterfield was hired as Cincinnati football's 43rd head coach on Dec. 5, 2022.

Satterfield holds a 76-48 record (.612) in 10 years as head coach at Louisville and Appalachian State, earning a winning mark in seven seasons and a 4-1 record in bowl games. He led the Mountaineers' transition to the Football Bowl Subdivision and to three straight conference titles and four bowl appearances from 2013 to 2018 before taking over the Cardinals in 2019.

Employing an explosive offensive attack, Satterfield led Louisville to three bowls in four seasons. He lifted the Cardinals from a 2-10 campaign in 2018 to an 8-5 record in his first season in 2019.

A Durham, N.C., native, Satterfield was the 2018 Sun Belt Coach of the Year at Appalachian State before earning 2019 ACC Coach of the Year honors after leading the Cardinals to a six-win improvement in his first year.

Satterfield, who is 50, led Appalachian State from the FCS into the FBS as the head coach after serving as an assistant coach (1998-08) and quarterback for the Mountaineers (1991-95), helping lead his alma mater to three NCAA Division I FCS national titles and eight conference championships along the way. Famously, Satterfield was the offensive play-caller and quarterbacks coach for App State's historic 34-32 upset of No. 5 Michigan to open the 2007 season.

Under Satterfield, Louisville was the only team in the country to average more than 200 yards rushing and 200 yards passing each year from 2019 to 2022.

Additionally, Satterfield's rushing attacks have averaged more than 200 yards and ranked in the nation's top 30 in all eight years he has been an FBS head coach.

While at Louisville, he compiled a 25-24 record and saw 32 players collect All-ACC honors. Six Cardinals were selected in the NFL Draft during Satterfield's tenure as well, including 2023 selections YaYa Diaby (third round), Yasir Abdullah (fifth round) and KeiTrel Clark (sixth round).

Louisville quarterback Malik Cunningham signed a guaranteed free-agent contract with the New England Patriots in 2023.

In 2022, Satterfield led Louisville to a 7-5 mark and saw 13 players collect all-conference accolades. The Cardinals appeared in the College Football Playoff Rankings and beat two Top-25 teams. Louisville led the nation in total sacks (50), finished third in takeaways (30) and ranked 11th nationally and tops in the ACC in scoring defense (19.2).

The 2021 Louisville squad was led by a potent offense that averaged 31.6 points per game and ranked 21st nationally with 446.2 yards of total offense per game. Cunningham proved to be one of the country's top dual-threat quarterbacks, rushing for 1,031 yards and an ACC-leading 20 touchdowns while passing for 2,940 yards and another 19 scores.

Louisville was also explosive in 2020, leading the nation with nine plays of 60+ yards and six plays of more than 70 yards while ranking fifth in the ACC in total offense (444.2).

In 2019, Satterfield guided Louisville to the biggest turnaround in college football, increasing the Cardinals' win total by six and vaulting UofL to the Top 25 in total offense and rushing in his first year. Individually, a pair of Cardinals posted the best statistical seasons in school history. Javian Hawkins broke the school record for rushing yards (1,525) by a running back, while wide receiver Tutu Atwell set the Louisville record for receiving yards (1,276) and tied the school mark with 12 TD catches.

Satterfield guided his alma mater to three consecutive Sun Belt



Conference Championships and an impressive 51-24 record from 2013 to 2018. The Mountaineers held a 38-10 conference mark over six seasons, including a 34-6 record over five seasons in the Sun Belt.

Along the way, he became the first coach to lead a school from the FCS level to FBS and immediately earn three-consecutive bowl wins. Satterfield directed Appalachian State to three-straight conference titles and led the program to four straight bowl appearances.

In 2018, Satterfield led Appalachian State to a 10-2 record and an in-season ranking of No. 25 in the AP poll, capping the season with a 30-19 victory over Louisiana to give the Mountaineers a win in the first-ever Sun Belt Conference Championship Game, securing a third-straight league title.

In 2017, during a 9-4 season that included a 7-1 run through the Sun Belt, the Mountaineers ranked among the Top 20 teams nationally in several categories, including No. 2 in fewest sacks allowed (eight).

The 2015 season saw the Mountaineers finish 11-2—the 11 wins marking the highest total ever by an FBS program in its first season of bowl eligibility. App State completed the transition from the FCS to FBS by ranking among the Sun Belt's top two in 19 statistical categories and defeating Ohio, 31-29, in its first-ever bowl game, the Camellia Bowl.

The 2015 campaign came on the heels of a breakout season in 2014, when Satterfield led the Mountaineers to an impressive 7-5 record in their first full season in the FBS ranks.

He took over the reins at his alma mater in 2013.


Satterfield helped Appalachian State win three consecutive FCS national championships in 2005, 2006 and 2007 as the quarterbacks coach and primary play-caller.

Among his many highlights as an assistant in Boone, N.C., he mentored two-time Walter Payton Player of the Year and FCS All-American Armani Edwards. He helped lead the Mountaineers to the historic 34-32 upset at No. 5 Michigan to open the 2007 season.

Overall, he won six conference championships as an assistant and two as a player.

Satterfield started 27 games at quarterback for Appalachian State. He collected first-team all-conference honors in 1995 after passing for 1,461 yards and rushing for 649 more to help lead the Mountaineers to the only undefeated, untied regular season (11-0) in school history and a 12-1 final record. He graduated with a degree in physical education in 1996.

Satterfield and his wife, Beth, a former track & field athlete at App State, have a daughter, Alli, and two sons, Bryce and Isaac.



PERSONAL INFORMATION
Born: December 21, 1972
Hometown: Durham, N.C.
Wife: Beth
Children: Alli, Bryce, Isaac
Education: Appalachian State ('96, B.S.)
Year in Coaching: 26th

PLAYING CAREER

YEAR	TEAM
1991-95	Appalachian State (Quarterback)

COACHING CAREER

YEAR	SCHOOL	POSITION
1998	Appalachian State	Wide Receivers
1999-02	Appalachian State	Running Backs
2003-08	Appalachian State	Quarterbacks
2009	Toledo	Passing Game/QBs
2010-11	FIU	OC/QBs
2012	Appalachian State	Asst. HC/OC/QBs
2013-18	Appalachian State	Head Coach
2019-22	Louisville	Head Coach
2023-	Cincinnati	Head Coach

SATTERFIELD POSTSEASONS

YEAR	SCHOOL	BOWL
1998	Appalachian State	FCS Playoffs
1999	Appalachian State	FCS Playoffs
2000	Appalachian State	FCS Playoffs
2001	Appalachian State	FCS Playoffs
2002	Appalachian State	FCS Playoffs
2005	Appalachian State	FCS Nat'l Champs
2006	Appalachian State	FCS Nat'l Champs
2007	Appalachian State	FCS Nat'l Champs
2008	Appalachian State	FCS Playoffs
2010	FIU	Little Caesar's
2011	FIU	Beef O'Brady's
2012	Appalachian State	FCS Playoffs
2015	Appalachian State	Camellia
2016	Appalachian State	Camellia
2017	Appalachian State	Dollar General
2018	Appalachian State	New Orleans
2019	Louisville	Music City
2021	Louisville	First Responder
2022	Louisville	Fenway

SATTERFIELD'S HEAD COACHING RECORD

YEAR	SCHOOL	OVERALL	CONFERENCE
2013	Appalachian State (FCS)	4-8	4-4 Southern (T4th)
2014	Appalachian State	7-5	6-2 Sun Belt (3rd)
2015	Appalachian State	11-2	7-1 Sun Belt (2nd)
2016	Appalachian State	10-3	7-1 Sun Belt (T1st)
2017	Appalachian State	9-4	7-1 Sun Belt (T1st)
2018	Appalachian State	10-2	7-1 Sun Belt (T1st, East)
2019	Louisville	8-5	5-3 ACC (2nd, Atlantic)
2020	Louisville	4-7	3-7 ACC (12th)
2021	Louisville	6-7	4-4 ACC (T4th, Atlantic)
2022	Louisville	7-5	4-4 ACC (T3rd, Atlantic)
2023	Cincinnati	1-0	0-0 Big 12
TOTAL	11 SEASONS	77-48 (.616)	54-28 (.659)

SATTERFIELD ALL-TIME RESULTS



SCOTT SATTERFIELD

11 YEARS - 77-48 (.616)

2023 (1-0, IN PROGRESS)

Sept. 2	Eastern Kentucky	H	W	66-13
Sept. 9	Pittsburgh	A		6:30 p.m.
Sept. 16	Miami (OH)	H		7 p.m.
Sept. 23	Oklahoma	H		TBD
Sept. 29	BYU	A		10:15 p.m.
Oct. 14	Iowa State	H		TBD
Oct. 21	Baylor	H		TBD
Oct. 28	Oklahoma State	A		TBD
Nov. 4	UCF	H		TBD
Nov. 11	Houston	A		TBD
Nov. 18	West Virginia	A		TBD
Nov. 25	Kansas	H		TBD

2022 (8-5* OVERALL, 4-4 ACC)

Sept. 3	Syracuse	A	L	7-31
Sept. 9	UCF	A	W	20-14
Sept. 16	Florida State	H	L	31-35
Sept. 24	South Florida	H	W	41-3
Oct. 1	Boston College	A	L	33-34
Oct. 8	Virginia	A	W	34-17
Oct. 22	Pittsburgh	H	W	24-10
Oct. 29	[10] Wake Forest	H	W	48-21
Nov. 5	James Madison	H	W	34-10
Nov. 12	[10] Clemson	A	L	16-31
Nov. 19	[24] NC State	H	W	25-10
Nov. 26	Kentucky	A	L	13-26
Dec. 17	Cincinnati**	N	W	24-7

**Overall record indicates team record; did not coach in the Wasabi Fenway Bowl

2021 (6-7 OVERALL, 4-4 ACC)

Sept. 6	Ole Miss	N	L	24-43
Sept. 11	Eastern Kentucky	H	W	30-3
Sept. 17	UCF	H	W	42-35
Sept. 25	Florida State	A	W	31-23
Oct. 2	[24] Wake Forest	A	L	34-37
Oct. 9	Virginia	H	L	33-34
Oct. 23	Boston College	H	W	28-14
Oct. 30	NC State	A	L	13-28
Nov. 6	Clemson	H	L	24-30
Nov. 13	Syracuse	H	W	41-3
Nov. 18	Duke	A	W	62-22
Nov. 27	Kentucky	H	L	21-52
Dec. 28	Air Force^	N	L	28-31

^ - ServPro First Responder Bowl, Dallas, Texas

2020 (4-7 OVERALL, 3-7 ACC)

Sept. 12	Western Kentucky	H	W	35-21
Sept. 19	[17] Miami (Fla.)	H	L	34-47
Sept. 26	[21] Pittsburgh	A	L	20-23
Oct. 9	Georgia Tech	A	L	27-46
Oct. 17	[4] Notre Dame	A	L	7-12
Oct. 24	Florida State	H	W	48-16
Oct. 31	Virginia Tech	H	L	35-42
Nov. 14	Virginia	A	L	17-31
Nov. 20	Syracuse	H	W	30-0
Nov. 28	Boston College	A	L	27-34
Dec. 12	Wake Forest	H	W	45-21

2019 (8-5 OVERALL, 5-3 ACC)

Sept. 2	[9] Notre Dame	H	L	17-35
Sept. 7	Eastern Kentucky	H	W	42-0
Sept. 14	Western Kentucky	N	W	38-21

Sept. 21	Florida State	A	L	24-35
Oct. 5	Boston College	H	W	41-39
Oct. 12	[19] Wake Forest	A	W	62-59
Oct. 19	[3] Clemson	H	L	10-45
Oct. 26	Virginia	H	W	28-21
Nov. 9	Miami	A	L	27-52
Nov. 16	NC State	A	W	34-20
Nov. 23	Syracuse	H	W	56-34
Nov. 30	Kentucky	A	L	13-45
Dec. 30	Mississippi State^	N	W	38-28

^ - Music City Bowl, Nashville, Tenn.

2018 (11-2 OVERALL, 7-1 SUN BELT) • SUN BELT CHAMPS

Sept. 1	[10] Penn State	A	L	38-45 [OT]
Sept. 8	Charlotte	A	W	45-9
Sept. 15	Southern Miss			Canceled
Sept. 22	Gardner-Webb	H	W	72-7
Sept. 29	South Alabama	H	W	52-7
Oct. 9	Arkansas State	A	W	35-9
Oct. 20	Louisiana	H	W	27-17
Oct. 25	Georgia Southern	A	L	14-34
Nov. 3	NAVY *	A	W	42-0
Nov. 10	Texas State	A	W	38-7
Nov. 17	Georgia State	H	W	45-17
Nov. 24	Troy	H	W	21-10
Dec. 1	Louisiana%	H	W	30-19
Dec. 15	Middle Tennessee^	N	W	45-13

^ - R+L Carriers New Orleans Bowl, New Orleans, La.

% - Sun Belt Championship Game

2017 (9-4 OVERALL, 7-1 SUN BELT) • SUN BELT CHAMPS

Sept. 2	[15] Georgia	A	L	10-31
Sept. 9	Savannah State	H	W	54-7
Sept. 16	Texas State	A	W	20-13
Sept. 23	Wake Forest	H	L	19-20
Oct. 7	New Mexico State	H	W	45-31
Oct. 14	Idaho	A	W	23-20
Oct. 21	Coastal Carolina	H	W	37-29
Oct. 28	Massachusetts	A	L	27-30 [2OT]
Nov. 4	Louisiana Monroe	A	L	45-52
Nov. 9	Georgia Southern	H	W	27-6
Nov. 25	Georgia State	A	W	31-10
Dec. 2	Louisiana	H	W	63-14
Dec. 23	vs. Toledo^	N	W	34-0

^ - Dollar General Bowl

2016 (10-3 OVERALL, 7-1 SUN BELT) • SUN BELT CHAMPS

Sept. 1	[9] Tennessee	A	L	13-20 [OT]
Sept. 10	Old Dominion	H	W	31-7
Sept. 17	[25] Miami (Fla.)	H	L	10-45
Sept. 24	Akron	A	W	45-38
Oct. 1	Georgia State	H	W	17-3
Oct. 12	Louisiana	A	W	24-0
Oct. 22	Idaho	H	W	37-19
Oct. 27	Georgia Southern	A	W	34-10
Nov. 5	Texas State	H	W	35-10
Nov. 12	Troy	A	L	24-28
Nov. 19	Louisiana Monroe	H	W	42-17
Nov. 26	New Mexico State	A	W	37-7
Dec. 17	Toledo^	N	W	31-28

^ - Raycom Media Camellia Bowl

2015 (11-2 OVERALL, 7-1 SUN BELT)

Sept. 5	Howard	H	W	49-0
Sept. 12	[12] Clemson	A	L	10-41
Sept. 26	Old Dominion	A	W	49-0
Oct. 3	Wyoming	W	W	31-13
Oct. 10	Georgia State	A	W	37-3
Oct. 17	Louisiana Monroe	A	W	59-14
Oct. 22	Georgia Southern	H	W	31-13
Oct. 31	Troy	H	W	44-41 [3OT]
Nov. 5	Arkansas State	H	L	27-40
Nov. 14	Idaho	A	W	47-20
Nov. 28	Louisiana	H	W	28-7
Dec. 5	South Alabama	A	W	34-27
Dec. 19	Ohio^	N	W	31-29

^ - Raycom Media Camellia Bowl

2014 (7-5 OVERALL, 6-2 SUN BELT)

Aug. 30	Michigan	A	L	14-52
Sept. 6	Campbell	H	W	66-0
Sept. 20	Southern Miss	A	L	20-21
Sept. 25	Georgia Southern	A	L	14-34
Oct. 4	South Alabama	H	L	21-47
Oct. 11	Liberty	H	L	48-55 [OT]
Oct. 18	Troy	A	W	53-14
Nov. 1	Georgia State	H	W	44-0
Nov. 8	Louisiana Monroe	H	W	31-29
Nov. 15	Arkansas State	A	W	37-32
Nov. 22	Louisiana	A	W	35-16
Nov. 29	Idaho	H	W	45-28

2013 (4-8 OVERALL, 4-4 SOCON)

Aug. 31	Montana	A	L	6-30
Sept. 7	North Carolina A&T	H	L	21-24
Sept. 21	Elon	A	W	31-21
Sept. 28	Charleston Southern	H	L	24-27
Oct. 5	The Citadel	A	L	28-31
Oct. 12	Samford	H	L	10-34
Oct. 19	Furman	A	L	10-27
Oct. 26	Georgia Southern	H	W	38-14
Nov. 2	Chattanooga	H	L	28-35
Nov. 9	Georgia	A	L	6-45
Nov. 16	Wofford	A	W	33-21
Nov. 23	Western Carolina	H	W	48-27


ASSISTANT COACHES & SUPPORT STAFF



BRYAN BROWN

ASSOCIATE HEAD COACH / DEFENSIVE COORDINATOR
FIRST SEASON • OLE MISS '06

- A multiple-time Broyles Award nominee, Brown spent four seasons as the defensive coordinator at Louisville.
- He spent six seasons at Appalachian State, coaching cornerbacks from 2012 to 2018 and was also defensive coordinator in 2018.
- In 2022, Louisville led the nation in sacks (50) and fourth down defense (.190) and ranked third in takeaways (30), eighth in tackles for loss (97) and No. 11 in scoring defense (19.2).
- He played defensive back at Ole Miss from 2003 to 2006. He also played point guard on the Ole Miss basketball team in 2002.
- He and his wife, Courtney, have a son, Bryson, and a daughter, Elle.



NIC CARDWELL

ASSISTANT COACH / OFFENSIVE LINE
FIRST SEASON • APPALACHIAN STATE '08

- Cardwell coached the offensive line at Louisville in 2022 after two seasons in the same role at Appalachian State. He also coached tight ends for the Mountaineers.
- Louisville ranked second in the ACC and No. 22 nationally in rushing offense (200.6). He developed offensive linemen Caleb Chandler and Bryan Hudson to All-ACC honors.
- App State's offensive line was one of 13 semifinalists for the Joe Moore Award in 2021, where the Mountaineers allowed an average of 1.21 sacks per game, which ranked 12th in the country.
- He and his wife, Kira, have three children: Kai, Blakely and Brewer.



BRAD GLENN

OFFENSIVE COORDINATOR / WIDE RECEIVERS
FIRST SEASON • CLEMSON '95


- A 29-year veteran of the coaching ranks who spent the 2022 season as the passing game coordinator and quarterbacks coach at Virginia Tech following a very successful run as the offensive coordinator and quarterbacks coach at Georgia State from 2019 to 21.
- GSU averaged a school-record 33.3 ppg in 2020 and set school records for total yards (439.8 ypg) and rushing (241.6 ypg) in 2019.
- Spent seven seasons as the associate head coach, offensive coordinator and quarterbacks coach at Western Carolina and 2005-11 as a position coach at Appalachian State.
- He and his wife, Anna, have a son, Hank, and daughters, Zoey and Landry.



WALTER STEWART

ASSISTANT COACH / DEFENSIVE LINE
SECOND SEASON • CINCINNATI '12

- Stewart enters his second season after returning to UC in 2022.
- He has coached three All-Americans over his 10-year coaching career, including Cincinnati defensive lineman Dontay Corleone, who was PFF's top-rated defensive player in 2022.
- He has coached at UC, Temple, ECU, Florida A&M and Tennessee.
- He played for UC from 2008-12 as a defensive lineman. He was a team captain and second-team All-BIG EAST selection as a senior in 2012.
- He and his wife, Rebecca, have a daughter, Niya, and son, Nolan.



KERRY COOMBS

SPECIAL TEAMS COORDINATOR / CORNERBACKS
SEVENTH SEASON (SECOND IN A ROW) • DAYTON '83

- Coombs rejoined the UC football staff in 2022 as the CB coach and special teams coordinator. He was on staff from 2007-11, too.
- Served as UC's interim head coach for the 2022 Wasabi Fenway Bowl.
- Coombs spent 2020 and 2021 as Ohio State's defensive coordinator, returning after coaching the Buckeyes for six seasons (2012-17), where he mentored five first-round picks.
- As the head coach at Colerain High School in Cincinnati, he went to 10 state playoffs and won a state title in 2004.
- He and his wife Holly are the parents of three children, Brayden, Courtney and Dylan.



DE'RAIL SIMS

ASSISTANT COACH / RUNNING BACKS
FIRST SEASON • PIKEVILLE '10

- A running backs coach for over a decade, Sims coached the position at Louisville, East Carolina, James Madison, Western Carolina and Carson-Newman, among other stops.
- He helped JMU win the 2016 FCS national championship.
- Louisville in the national Top 25 in rushing in 2022 and 2021.
- The Union, S.C. native was a two-year starter at Pikeville (2006-08) before joining the coaching staff as a student assistant.
- Sims and his wife, Lauren, have two daughters, Amayah and Alivia.



NATE FUQUA

CO-DEFENSIVE COORDINATOR / OUTSIDE LINEBACKER
FIRST SEASON • WOFFORD '03

- Fuqua (pronounced FEW-quay) served as the defensive coordinator and outside linebackers coach at Georgia State for six seasons, from 2017-22.
- He led some of the top defenses in Panthers' history, including a 2021 squad that set school records with 38 sacks and 92 TFLs.
- Fuqua coached for 12 seasons at his alma mater Wofford where he was a two-time All-American. He led the defense for three seasons, helping the Terriers to the FCS quarterfinals in 2016.
- He and his wife, Tiffany, have a daughter, Natalie Marie, and a son, Webb Kirkland.



JOSH STEPP

ASSISTANT COACH / TIGHT ENDS
FIRST SEASON • NEWBERRY '07

- Stepp comes from Louisville, where coached tight ends and served as the recruiting coordinator in 2022. He helped lead an offense that averaged more than 400 yards per game.
- Coached Marshon Ford to honorable mention All-ACC accolades. Ford led the team in receiving touchdowns and ranked second in receptions (33) and receiving yards (434).
- Spent six seasons at Georgia State, where he coached tight ends and running backs before he was promoted to offensive coordinator and quarterbacks coach in 2022.
- He and his wife Caryn have four daughters: Rilee Hope, Emma Paisley, Hadley James and Blakely Ryanne.



CORTNEY BRASWELL

ASSISTANT COACH / INSIDE LINEBACKERS
FIRST SEASON • DALTON STATE '13

- Braswell spent the last two seasons coaching inside linebackers at Army following a year coaching outside linebackers at Appalachian State.
- Mentored Arik Smith, who posted 86 tackles and 10.5 tackles for loss, to be named the Defender of the Nation Award, which honors the top defensive player on a service academy in the nation.
- Served as a defensive quality control coach on Scott Satterfield's first Louisville team that improved by six wins in 2019.
- Braswell has two sons, Cayden and Isaiah.



PETE THOMAS

ASSISTANT COACH / QUARTERBACKS
FIRST SEASON • NC STATE '14

- Thomas spent the last four seasons on at Louisville following two seasons at Appalachian State. He was elevated to quarterbacks coach in 2021.
- Developed Malik Cunningham to become the sixth FBS player to pass for 9,000 yards and rush for 3,000 yards in a career. Cunningham became the second quarterback in school history to rush for 1,000 yards and also passed for 2,941 yards and 19 touchdowns in Thomas' first year as quarterbacks coach.
- For his playing career, Thomas threw for more than 9,000 yards and 36 touchdowns, completing 61.7 percent of his passes.

PLAYER PROFILES - DEFENSE

**7 // SAMMY ANDERSON JR.**

CB / R- JR. / 6-0 / 185

DAYTON, OHIO / TROTWOOD-MADISON

- Started at cornerback in the season opener vs. ECU.
- Appeared in 13 games in 2022, rotating with Taj Ward and totaling 19 tackles, 2.5 TFLs and a forced fumble at the nickelback position.
- Former four-star recruit from 2019 class.

CAREER DEFENSE STATISTICS

SEASON	GP	SOLO	ASST	TOTAL	TFL	SACKS	INT	PD	FF	FR
2020	2	0	0	0	0	0	0	0	0	0
2021	3	1	0	1	1	0	0	0	0	0
2022	13	15	4	19	2.5	0	0	1	1	0
2023	1	0	0	0	0	0	0	0	0	0
TOTAL	19	16	4	20	3.5	0	0	1	1	0

CAREER HIGHS**TACKLES:** 4, vs. Louisville 12/17/22; vs. South Florida 10/8/22**TACKLES FOR LOSS:** 2, vs. South Florida 10/8/22**0 // JOWON BRIGGS**

DE / SR.* / 6-2 / 297

CINCINNATI, OHIO / WALNUT HILLS / VIRGINIA

2022 ALL-AAC FIRST TEAM**2023 PRESEASON ALL-BIG 12 BY ATHLON SPORTS AND PHIL STEELE**

- Started at defensive end - his 33rd career and 19th start at Cincinnati - in the season opener vs. ECU.
- Married father of three (sons Jowon and Zane, daughter Reine), wife Nyjae and Jowon welcomed their third kid, Zane, on August 25. He is also an accomplished singer and graduate, set to graduate with a second degree in December.
- One of three Bearcats on 2023 Bruce Feldman's annual "Freaks" List.
- Named to preseason watch lists for 2023 Wuerffel Trophy and AllState AFCA Good Works Team.
- Started 13 games at nose tackle with 61 tackles, 4.5 TFLs and three sacks in 2022.
- Former Under Armor All-American who was a Freshman All-American at Virginia in 2019, played for the Cavaliers from 2019-20.

CAREER DEFENSE STATISTICS

SEASON	GP	SOLO	ASST	TOTAL	TFL	SACKS	INT	PD	FF	FR
2019	13	5	14	19	3	1	0	0	0	0
2020	7	5	15	20	4	3	0	0	0	0
2021	14	9	34	43	4	3	0	0	0	0
2022	13	17	44	61	4.5	3	0	0	0	0
2023	1	0	0	0	0	0	0	0	0	0
TOTAL	48	36	107	143	15.5	10	0	0	0	0

CAREER HIGHS *At Virginia (2019-20)**TACKLES:** 9, vs. Navy 11/5/22**TACKLES FOR LOSS:** 2, at Wake Forest 10/17/20***SACKS:** 2, at Wake Forest 10/17/20***2 // DONTAY CORLEONE**

DT / R-SO. / 6-2 / 318


CINCINNATI, OHIO / COLERAIN

2023 PRESEASON ALL-BIG 12**2022 ALL-AAC FIRST TEAM, 2022 AP THIRD TEAM ALL-AMERICAN**

- Started at defensive tackle and recorded a tackle in the season opener vs. ECU.
- Given the nickname "The Godfather" by fans.
- Selected to preseason watch lists for 2023 Chuck Bednarik Award, Walter Camp Player of the Year Award, Outland Trophy and Bronko Nagurski Trophy.
- Named 2023 Preseason All-America by AP, *The Athletic*, Sporting News, Phil Steele, Athlon Sports and Walter Camp Football Foundation.
- One of three Bearcats on 2023 Bruce Feldman's annual "Freaks" List.
- Tallied 45 tackles, 5.5 TFLs, three sacks, two forced fumbles in 11 games in 2022.
- Finished as the nation's highest-graded defensive player by PFF (93.8) in 2022 and recorded a single-season run defense grade (94.7) that was best since 2019.
- Totaled a career-high 11 tackles vs. Navy.

CAREER DEFENSE STATISTICS

SEASON	GP	SOLO	ASST	TOTAL	TFL	SACKS	INT	PD	FF	FR
2022	11	19	26	45	5.5	3	0	0	2	2
2023	1	1	0	1	0	0	0	0	0	0
TOTAL	12	20	26	46	5.5	3	0	0	2	2

CAREER HIGHS**TACKLES:** 11, vs. Navy 11/5/22**TACKLES FOR LOSS:** 1, five times, last at UCF 10/29/22**49 // JACK DINGLE**

LB / R-SO. / 6-4 / 238

LOUISVILLE, KY. / TRINITY

- Started at inside linebacker and recorded two stops in the season opener vs. ECU.
- Third member of his family to play at Cincinnati — Father Nate was a standout defensive lineman from 1990-93, a captain as a senior in 1993, who played in the NFL, and brother, Jacob, played safety from 2019-22.
- Backup middle linebacker and special teamer who played in 12 games and tallied 13 tackles with a half-TFL in 2022.
- Recorded a career-high seven tackles and half-TFL vs. Kennesaw State.
- Rated as the No. 6 player in Kentucky, a composite three-star recruit and one of the top-50 outside linebackers in 2021.

CAREER DEFENSE STATISTICS

SEASON	GP	SOLO	ASST	TOTAL	TFL	SACKS	INT	PD	FF	FR
2022	12	0	13	13	0.5	0	0	0	0	0
2023	1	2	0	2	0	0	0	0	0	0
TOTAL	13	2	13	15	0.5	0	0	0	0	0

CAREER HIGHS**TACKLES:** 7, vs. Kennesaw State 9/10/22**TACKLES FOR LOSS:** 0.5, vs. Kennesaw State 9/10/22

PLAYER PROFILES - DEFENSE



9 // DANIEL GRZESIAK

OLB / R-SR.* / 6-1 / 250

LOS ANGELES, CALIF. / CRENSHAW / NEVADA / UTAH STATE

- Started at outside linebacker, one of three transfers in the first-team unit, and totaled a career-high and team-high seven tackles, in addition to two TFLs, a sack and a forced fumble and recovery vs. ECU.
- Came to Cincinnati as a sixth-year graduate transfer after he led Utah State with 8.5 sacks and added 52 tackles, 13 TFLs and two forced fumbles in 2022.
- Former walk on who spent four seasons at Nevada from 2018-21, where he had 7.5 sacks and 42 tackles.
- Ranked the 20th-best available transfer prospect by *The Athletic's* Max Olson.

CAREER DEFENSE STATISTICS

SEASON	GP	SOLO	ASST	TOTAL	TFL	SACKS	INT	PD	FF	FR
2019	13	4	3	7	0	0	0	0	0	0
2020	9	11	5	16	3	2	0	0	0	0
2021	12	14	5	19	6.5	5.5	0	1	1	1
2022	13	24	28	52	13	8.5	0	2	2	1
2023	1	5	2	7	2.0	1.0	0	0	1	1
TOTAL	48	58	43	101	24.5	17	0	3	4	3

CAREER HIGHS *At Utah State (2022)

TACKLES: 7, vs. ECU 9/2/23

TACKLES FOR LOSS: 3.5, at Colorado State 10/15/22*



90 // JALEN HUNT

DL / R-SR. / 6-4 / 315

DETROIT, MICH. / BELLEVILLE / MICHIGAN STATE

- Rotated in on the defensive front in the season opener vs. ECU.
- Totaled 19 tackles in 23 games with five starts at Michigan State from 2020-22.
- Made three starts and played in seven games, totaling nine tackles despite battling injuries in 2022.

CAREER DEFENSE STATISTICS

SEASON	GP	SOLO	ASST	TOTAL	TFL	SACKS	INT	PD	FF	FR
2020	5	4	1	5	2	0	0	0	0	0
2021	11	3	2	5	0	0	0	0	0	0
2022	7	5	4	9	0	0	0	0	0	0
2023	1	0	0	0	0	0	0	0	0	0
TOTAL	24	12	7	19	2	0	0	0	0	0

CAREER HIGHS *At Michigan State (2019-22)

TACKLES: 4, vs. Rutgers 11/12/22*



42 // DION HUNTER

LB / R-JR. / 6-2 / 235

ALBUQUERQUE, N.M. / CLEVELAND / NEW MEXICO

- Tied for second on the team with six tackles in the season opener vs. ECU.
- Appeared in 25 games with eight starts over three seasons at New Mexico from 2020-22.
- Tallied 69 tackles and three TFLs in 2022.

CAREER DEFENSE STATISTICS

SEASON	GP	SOLO	ASST	TOTAL	TFL	SACKS	INT	PD	FF	FR
2020	4	5	2	7	0.5	0	0	0	0	0
2021	12	15	23	38	2	1	0	0	0	0
2022	9	20	49	69	3	2	0	1	0	0
2023	1	2	4	6	0.5	0	0	0	0	0
TOTAL	26	42	78	120	6	3	0	1	0	0

CAREER HIGHS *At New Mexico (2020-22)

TACKLES: 13, vs. Fresno State 10/22/22*

TACKLES FOR LOSS: 1.5, at UNLV 9/30/22*

SACKS: 1, three times, last at Utah State 11/5/22*



6 // DORIAN JONES

LB / SR. / 6-0 / 236

BOYNTON BEACH, FLA. / AMERICAN HERITAGE / LOUISVILLE

- Started at linebacker, one of three transfers in the first-team unit, and tallied two tackles and a pass defended in the season opener vs. ECU.
- Spent four years as an impact player at Louisville, redshirting in 2019 and contributing at linebacker and special teams from 2020-22.
- Totaled 90 tackles, 10.5 TFLs and four sacks in 36 career games at Louisville.
- Started one game in 2022 and played in all 13 contests at linebacker, tallying 34 tackles, 6.5 TFLs and three sacks.

CAREER DEFENSE STATISTICS

SEASON	GP	SOLO	ASST	TOTAL	TFL	SACKS	INT	PD	FF	FR
2019	1	0	0	0	0	0	0	0	0	0
2020	9	3	6	9	0	0	0	0	0	0
2021	12	19	29	48	4	1	0	0	0	1
2022	13	20	14	34	6.5	3	0	0	1	2
2023	1	1	1	2	0	0	0	1	0	0
TOTAL	36	43	50	93	10.5	4	0	1	1	3

CAREER HIGHS *At Louisville (2019-22)

TACKLES: 9, vs. Clemson 11/6/21; vs. N.C. State 10/30/21*

TACKLES FOR LOSS: 2, vs. South Florida 9/24/22*

SACKS: 1, three times, last vs. James Madison 11/5/22*

PLAYER PROFILES - DEFENSE



3 // DESHAWN PACE

STAR / SR. / 6-2 / 212

CINCINNATI, OHIO / COLERAIN

2021 ALL-AAC HONORABLE MENTION

- Started at the "star" hybrid DB position and totaled six tackles, 0.5 sack and 0.5 TFL in the season opener vs. ECU.
- One of three Bearcats named to 2023 Bruce Feldman's annual "Freaks" list.
- Named Preseason All-Big 12 by Phil Steele and Athlon Sports.
- Transitioned to a "star" playmaker defensive back role on the defense in 2023.
- Started eight games and appeared in all 13 contests in 2022, ranking fifth on the team with 62 tackles after he finished sixth in the AAC and third on the team with 94 tackles in 2021, while adding nine for loss and a team-high four interceptions.
- Brother, Ivan Pace Jr., is a rookie linebacker for the Minnesota Vikings after posting one of the most decorated defensive seasons in Cincinnati history in 2022.

CAREER DEFENSE STATISTICS

SEASON	GP	SOLO	ASST	TOTAL	TFL	SACKS	INT	PD	FF	FR
2020	8	3	7	10	0	0	0	0	1	0
2021	14	45	49	94	9.5	0.5	4	2	0	0
2022	13	31	31	62	5	1	1	1	0	1
2023	1	3	3	6	0.5	0.5	0	0	0	0
TOTAL	36	82	90	175	15	2	5	3	1	1

CAREER HIGHS

TACKLES: 10, vs. East Carolina 11/11/22; at Indiana 9/18/21

TACKLES FOR LOSS: 2, at Navy 10/23/21

SACKS: 1, at Tulsa 10/1/22

INTERCEPTIONS: 1, five times, last at Tulsa 10/1/22



97 // ERIC PHILLIPS

DE / R-SR. / 6-3 / 260

CINCINNATI, OHIO / COLERAIN

- Started at defensive end and totaled two tackles, both of which were TFLs, a forced fumble and sack in the season opener vs. ECU.
- Started the final 12 games at defensive end and appeared in all 13 contests in a breakout season in 2022, totaling 38 tackles, eight TFLs, three sacks, four passes defended, a forced fumble and a fumble recovery.
- Top performance came when he totaled five stops, 2.5 TFLs, 1.5 sacks and a forced fumble vs. Indiana.
- Recorded a TFL in each of the final three games in 2022 - at Temple, vs. Tulane

CAREER DEFENSE STATISTICS

SEASON	GP	SOLO	ASST	TOTAL	TFL	SACKS	INT	PD	FF	FR
2019	1	0	0	0	0	0	0	0	0	0
2020	5	0	5	5	0	0	0	0	0	0
2021	9	3	2	5	0	0	0	0	0	0
2022	13	16	22	38	8	3	0	4	1	1
2023	1	2	0	2	2	1	0	0	1	0
TOTAL	29	21	29	50	10	4	0	4	2	1

CAREER HIGHS

TACKLES: 7, vs. Navy 11/5/22

TACKLES FOR LOSS: 2.5, vs. Indiana 9/24/22

SACKS: 1.5, vs. Indiana 9/24/22



10 // BRYON THREATS

S / JR. / 5-10 / 195

COLUMBUS, OHIO / COFFMAN

- Started at safety and recorded his third career interception and a pair of tackles in the season opener vs. ECU.
- Played in all 13 games with 10 starts, totaling 58 tackles, four TFLs and two interceptions in 2022.
- Made six tackles in his first career start in the season opener at Arkansas.
- Tallied a career-high nine tackles and recorded first career interception vs. Indiana.
- Had an interception in the red zone and a tackle at Temple.
- Appeared in 12 games during the historic run to the 2021 College Football Playoff.

CAREER DEFENSE STATISTICS

SEASON	GP	SOLO	ASST	TOTAL	TFL	SACKS	INT	PD	FF	FR
2021	12	4	4	8	0	0	0	1	0	0
2022	13	37	21	58	4	1.5	2	2	0	0
2023	1	1	1	2	0	0	1	0	0	0
TOTAL	26	42	26	68	4	1.5	3	3	0	0

CAREER HIGHS

TACKLES: 9, vs. Indiana 9/24/22

TACKLES FOR LOSS: 1, three times, last vs. Louisville 12/17/22

SACKS: 1, vs. Miami (OH) 9/17/22

INTERCEPTIONS: 1, three times, last vs. ECU 9/2/23



4 // MALIK VANN

DE / R-SR.* / 6-3 / 268

CINCINNATI, OHIO / FAIRFIELD

- Veteran defensive lineman who rotated in at defensive end in the season opener vs. ECU.
- Started in the first two games of 2022 at defensive end before going down with a season-ending pectoral injury.
- A force when healthy, he entered his sixth season with 90 tackles, 22 TFLs and nine sacks in 49 career games.
- Appeared in 12 games, starting nine, including the first eight games until he was slowed by an ankle injury in 2021.
- Tallied 33 tackles, including 8.5 TFLs and 3.5 sacks with three pass breakups in 2021, where he recorded a career-high six tackles against Miami (OH) and Tulane.

CAREER DEFENSE STATISTICS

SEASON	GP	SOLO	ASST	TOTAL	TFL	SACKS	INT	PD	FF	FR
2018	12	1	7	8	1	1	0	0	0	0
2019	14	17	13	30	6.5	2.5	0	1	0	0
2020	9	12	4	16	5	2	0	0	0	0
2021	12	19	14	33	8.5	3.5	0	3	1	0
2022	2	3	0	3	1	0	0	0	0	0
2023	1	0	0	0	0	0	0	0	0	0
TOTAL	50	52	38	90	22	9	0	4	1	0

CAREER HIGHS

TACKLES: 6, vs. Tulane 10/30/21; vs. Miami (OH) 9/4/21

TACKLES FOR LOSS: 2, vs. Tulane 10/30/21; vs. Miami (OH) 9/14/19

SACKS: 2, vs. Miami (OH) 9/14/19

PLAYER PROFILES - DEFENSE



15 // TAJ WARD

DB / R-SR.* / 6-0 / 195

SOLON, OHIO / SOLON

- Started at safety and tallied a career-high six tackles, 0.5 sack and a 0.5 TFL in the season opener vs. ECU.
- Played in 13 games and started in 11 at nickelback, totaling 20 tackles, an interception, four pass breakups and 2.5 TFLs in 2022.
- Recorded four tackles - three solo - with a TFL in the 2022 season opener at Arkansas in his first career start.

CAREER DEFENSE STATISTICS

SEASON	GP	SOLO	ASST	TOTAL	TFL	SACKS	INT	PD	FF	FR
2018	4	1	0	1	0	0	0	0	0	0
2019	13	8	4	12	0	0	0	0	0	0
2020	9	5	2	7	0	0	0	0	0	0
2021	11	5	2	7	0	0	0	0	0	0
2022	13	12	8	20	2.5	0	1	4	0	0
2023	1	3	3	6	0.5	0.5	0	0	0	0
TOTAL	51	34	19	53	3	0.5	1	4	0	0

CAREER HIGHS

TACKLES: 6, vs. ECU 9/2/23

TACKLES FOR LOSS: 1, vs. Indiana 9/24/22; at Arkansas 9/3/22

SACKS: 0.5, vs. ECU 9/2/23

INTERCEPTIONS: 1, vs. Indiana 9/24/22



1 // JORDAN YOUNG

DB / R-SO. / 6-0 / 195

TAMPA, FLA. / GAITHER / FLORIDA

- Started at cornerback, one of three transfers in the first-team unit, in the season opener vs. ECU.
- Appeared in 13 games over two seasons with the Florida Gators from 2021-22.
- Tallied 10 tackles, a pass defended and a blocked kick in 10 games in 2022.
- Closed out his redshirt freshman season with a career-high four tackles and a blocked kick vs. Oregon State in the 2022 Las Vegas Bowl.

CAREER DEFENSE STATISTICS

SEASON	GP	SOLO	ASST	TOTAL	TFL	SACKS	INT	PD	FF	FR
2021	3	1	0	1	0	0	0	0	0	0
2022	10	4	6	10	0	0	0	1	0	0
2023	1	0	0	0	0	0	0	0	0	0
TOTAL	14	5	6	11	0	0	0	1	0	0

CAREER HIGHS *At Florida (2021-22)

TACKLES: 4, vs. Oregon State 12/17/22*

PASSES DEFENDED: 1, vs. South Carolina 11/12/22*

PLAYER PROFILES - OFFENSE

**56 // DEONDRE BUFORD**

OL / R-JR. / 6-3 / 315

DETROIT, MICH. / MARTIN LUTHER KING / KENTUCKY

- Started at tackle in the season opener vs. ECU.
- Played in 15 career games for Kentucky from 2020-22.
- Appeared in all 13 games for Kentucky in 2022, seeing action at both the guard and tackle spots with a pair of starts, including against No. 1 Georgia.
- Former four-star recruit by 247 Sports.

**53 // GAVIN GERHARDT**

OL / R-JR. / 6-4 / 305

XENIA, OHIO / XENIA

- Started at center in the season opener vs. ECU - his 14th consecutive start at center since moving from guard - after returning as the lone offensive starter from 2022.
- Named one of four team captains for 2023.
- Started all 13 games at center, snapping for two different quarterbacks and paved the way for three different running backs to tally 100-yard rushing games in 2022.
- Saw time in camp as a first-team guard before a season-ending injury to incumbent starter Jake Renfro forced Gerhardt to move to center.

**8 // XZAVIER HENDERSON**

WR / SR. / 6-3 / 200

MIAMI, FLA. / COLUMBUS / FLORIDA

- Started at wide receiver and recorded a career-high 149 yards and tied a career-high seven receptions with a touchdown - his sixth career receiving touchdown in the season opener vs. ECU. He totaled 136 yards on six receptions in the first half and recorded the first touchdown of the Big 12 and Satterfield era with a 49-yard score on 4th and 5 on the initial drive.
- Appeared in 35 games with 14 starts at Florida from 2020-22, totaling 73 receptions for 835 yards and five touchdowns, in addition to returning 34 punts for 270 yards for a 7.9 average and nine kicks for 137 yards for a 15.2 average
- Started 11 games and led the Gators in receptions in 2022.

CAREER RECEIVING STATISTICS

SEASON	GP	REC	YDS	TD	LONG	AVG/C
2020	10	9	148	1	43	16.4
2021	11	26	277	2	35	10.7
2022	13	38	410	2	78	10.8
2023	1	7	149	1	49	21.3
TOTAL	36	80	984	6	78	12.3

CAREER KICK RETURN STATISTICS

SEASON	GP	ATT	YDS	TD	LONG	AVG/R
2020	10	0	0	0	0	0
2021	13	2	26	0	14	13.0
2022	11	7	111	0	23	15.9
2023	1	1	26	0	26	26.0
TOTAL	36	10	163	0	26	16.3

CAREER HIGHS *At Florida (2020-22)**RECEPTIONS:** 7, vs. ECU 9/2/23; vs. Samford 11/13/21***RECEIVING YARDS:** 149, vs. ECU 9/2/23**RECEIVING TOUCHDOWNS:** 1, six times, last vs. ECU 9/2/23**LONG RECEPTION:** 78, vs. Georgia 10/29/22***LONG PUNT RETURN:** 48, vs. Missouri 10/8/22***LONG KICK RETURN:** 26, vs. ECU 9/2/23**67 // LUKE KANDRA**

OL / R-JR. / 6-4 / 320

CINCINNATI, OHIO / ELDER / LOUISVILLE

- Started at guard in the season opener vs. ECU.
- Former Elder High School in Cincinnati standout who appeared in 21 games with two starts for Louisville from 2020-22.
- Key part of offensive line that paved the way for the Cardinals to average 193.4 rushing yards per game in the 2022 regular season, a mark that ranked second in the ACC.
- Made his first career start at right guard in 24-10 victory versus Pittsburgh and also started in the regular season finale against Kentucky in 2022.

**21 // COREY KINER**

RB / JR. / 5-9 / 215

CINCINNATI, OHIO / ROGER BACON / LSU

- Made his first career start with a career-long rush of 54 yards; had 13 carries for 105-yard performance in the season opener vs. ECU.
- Rushed 81 times for 362 yards and five touchdowns over 10 games in his first season with Cincinnati in 2022 after transferring from LSU, where he played in 2021.
- Had a rushing touchdown in each of his first five games in 2022.
- Recorded a 106-yard, one-touchdown performance on 12 carries at Tulsa, including a career-long 52 yard touchdown.
- Earned valuable reps as a true freshman at LSU, totaling 79 carries for 324 yards-4.1 per carry - and two touchdowns in 2021.
- Named Mr. Football in Ohio in 2020 and former four-star prospect in the 247 Sports Composite, ESPN and Rivals.

CAREER RUSHING STATISTICS

SEASON	GP	ATT	YDS	TD	LONG	AVG/C
2021	11	79	320	2	26	4.1
2022	10	81	362	5	52	4.5
2023	1	13	105	0	54	8.1
TOTAL	22	173	787	7	52	4.5

CAREER RECEIVING STATISTICS

SEASON	GP	REC	YDS	TD	LONG	AVG/C
2021	11	2	10	0	6	5.0
2022	10	2	2	0	1	1.0
2023	1	0	0	0	0	0
TOTAL	22	4	12	0	6	3.0

CAREER HIGHS *At LSU (2021)**RUSH ATTEMPTS:** 14, vs. Indiana 9/24/22; vs. Kansas State 1/4/22***RUSH YARDS:** 106, at Tulsa 10/1/22**RUSH TOUCHDOWNS:** 1, seven times, last at Tulsa 10/1/22**LONG RUSH:** 54, vs. ECU 9/2/23**RECEPTIONS:** 1, four times, last vs. Indiana 9/24/22**RECEIVING YARDS:** 6, Auburn 10/2/21***LONG RECEPTION:** 6, Auburn 10/2/21***TOTAL OFFENSE ATTEMPTS:** 15 vs. Indiana 9/24/22

PLAYER PROFILES - OFFENSE



5 // EMORY JONES

QB / R-SR.* / 6-3 / 210

LA GRANGE, GA. / HEARD COUNTY / FLORIDA / ARIZONA STATE

- Finished 19-of-23 for 345 yards and five passing touchdowns, in addition to 26 rushing yards on nine attempts and two rushing touchdowns in the season opener vs. EKU. Jones became the first Bearcat quarterback to throw for five touchdowns since Gunner Kiel versus UCF on Oct. 31, 2015.
- Jones threw for 326 yards in the first half for his second career 300-yard game and was responsible for all six first-half touchdowns — four passing and two rushing. He set the single-game UC total touchdown record by a quarterback with seven touchdowns — five passing and two rushing - and tied his single game record.
- Sixth-year veteran quarterback who brought 20 games of starting experience with stints at Arizona State (2022) and Florida (2018-21).
- Has completed 404-of-631 pass attempts (.640) for 4,880 yards and 33 touchdowns over 45 career games entering 2023 season.
- Completed 125-of-199 (.628) pass attempts for 1,533 yards and seven touchdowns, in addition to four rushing touchdowns, in eight games with seven starts for the Arizona State in 2022.
- Started 12 games at Florida in 2021 and finished with 2,734 yards passing and 19 touchdowns, in addition to 758 yards and four touchdowns on the ground.
- Among his many highlights at Florida was his 464-yard, six-touchdown passing performance against Samford on Nov. 13, 2021, in which he also added 86 yards and a score on the ground for a program-record 550 total yards.

CAREER PASSING STATISTICS

SEASON	GP	COMP	ATT	PCT	YDS	TD	INT	LONG	AVG/P
2018	4	12	16	75.0	125	2	0	35	10.4
2019	11	25	38	65.8	267	3	0	48	10.7
2020	9	18	32	56.3	221	2	1	30	12.3
2021	13	224	346	64.7	2734	19	13	61	12.2
2022	8	125	199	62.8	1533	7	4	73	12.3
2023	1	19	23	82.6	345	5	0	49	18.2
TOTAL	46	423	654	64.7	5225	38	18	73	12.4

CAREER RUSHING STATISTICS

SEASON	GP	ATT	YDS	TD	LONG	AVG/C
2018	4	18	41	0	15	2.3
2019	11	42	256	4	29	6.1
2020	9	32	217	2	22	6.8
2021	13	143	758	4	49	5.3
2022	8	59	31	4	23	0.5
2023	1	9	26	2	12	2.9
TOTAL	46	303	1329	16	49	4.4

CAREER HIGHS !While at Arizona State (2022); *While at Florida (2018-21)

PASSING ATTEMPTS: 36, vs. Utah 9/24/22!; vs. UCF 12/23/21*

PASSING COMPLETIONS: 28, vs. Samford 11/13/21*

PASSING YARDS: 464, vs. Samford 11/13/21*

PASSING TOUCHDOWNS: 6, vs. Samford 11/13/21*

LONGEST PASS: 73, at Oklahoma State 9/10/22!

TOTAL OFFENSE ATTEMPTS: 49 (36 pass, 17 rush), at Missouri 11/20/21*

TOTAL OFFENSE YARDS: 550, vs. Samford 11/13/21*

TOTAL TOUCHDOWNS: 7 vs. EKU 9/2/23; vs. Samford 11/13/21*

RUSHING ATTEMPTS: 19, vs. Alabama 9/18/21*

RUSHING YARDS: 144, vs. Tennessee 9/25/21*

RUSHING TOUCHDOWNS: 3 vs. Vanderbilt, 11/9/19*



16 // BRADY LICHTENBERG

QB / R-SO. / 6-1 / 208

TOLEDO, OHIO / ST. JOHN'S JESUIT

- Saw action and scored his first two touchdowns in the season opener vs. EKU, on a four-yard rush and a 65-yard touchdown connection to Barry Jackson Jr.
- Appeared in two games in 2022, during the end of the game against Kennesaw State and played the first drive of the third quarter against Louisville in the 2022 Wasabi Fenway Bowl.

CAREER PASSING STATISTICS

SEASON	GP	COMP	ATT	PCT	YDS	TD	INT	LONG	AVG/P
2022	2	0	0	0	0	0	0	0	0
2023	1	4	4	100.0	93	1	0	65	23.3
TOTAL	3	4	4	100.0	93	1	0	65	23.3

CAREER HIGHS

PASSING ATTEMPTS: 4, vs. EKU 9/2/23

PASSING COMPLETIONS: 4, vs. EKU 9/2/23

PASSING YARDS: 93, vs. EKU 9/2/23

PASSING TOUCHDOWNS: 1, vs. EKU 9/2/23

LONGEST PASS: 65, vs. EKU 9/2/23




7 // CHAMON METAYER

TE / R-SO. / 6-5 / 248

MIAMI, FLA. / NORTH MIAMI

- Started at tight end - his second career start - in the season opener vs. EKU.
- Appeared in six games, missing six games due to injury, and made one 32-yard reception against Kennesaw State in 2022.
- Earned first career start in the 2022 Wasabi Fenway Bowl vs. Louisville.
- Has flashed his potential multiple times, including a two-touchdown performance.



26 // MYLES MONTGOMERY

RB / R-SO. / 5-11 / 205

JACKSONVILLE, FLA. / FLETCHER

- Tallied 43 yards on a career-high seven attempts in the season opener vs. EKU.
- One of the fastest players on the team, he rushed 14 times for 120 yards and one score and tallied one four-yard catch over six games in 2022.
- Sprinted to a 76-yard touchdown in a five-carry, 104-yard rushing performance vs. Kennesaw State.

CAREER RUSHING STATISTICS

SEASON	GP	ATT	YDS	TD	LONG	AVG/C
2021	2	0	0	0	0	0
2022	6	14	120	1	76	8.6
2023	1	7	43	0	10	6.1
TOTAL	9	21	163	1	76	7.8

CAREER HIGHS

TOTAL OFFENSE ATTEMPTS: 7 (seven rush), vs. EKU 9/2/23

TOTAL OFFENSE YARDS: 104, vs. Kennesaw State 9/10/22

RUSHING ATTEMPTS: 7, vs. EKU 9/2/23

RUSHING YARDS: 104, vs. Kennesaw State 9/10/22

RUSHING TOUCHDOWNS: 1, vs. Kennesaw State 9/10/22

PLAYER PROFILES - OFFENSE



22 // RYAN MONTGOMERY

RB / SR.* / 5-10 / 205
FRANKLIN, OHIO / FRANKLIN

- Tallied 11 rushing yards, 25 receiving yards and 12 punt return yards in the season opener vs. EKU.
- Ranks third in program history with 70 career punt returns and 684 punt return yards.
- Rushed for 270 yards and five touchdowns and added four receptions for 65 yards in 2022, missing three games due to injury suffered in season opener.
- Tied a career-high 95 yards and two touchdowns against Tulane in the 2022 regular season finale.
- Rushed for a career-high 312 yards on 46 attempts in addition to three touchdowns and was named to Pro Football Focus' All-AAC Third Team as a punt returner in 2021.

CAREER KICK RETURN STATISTICS

SEASON	GP	ATT	YDS	TD	LONG	AVG/R
2019	14	1	14	0	14	14.0
2020	10	4	87	0	32	21.8
2021	14	0	0	0	0	0.0
2022	9	2	19	0	11	9.5
2023	1	0	0	0	0	0
TOTAL	48	7	120	0	32	17.1

CAREER PUNT RETURN STATISTICS

SEASON	GP	ATT	YDS	TD	LONG	AVG/R
2019	14	28	258	0	25	9.2
2020	10	14	110	0	21	7.9
2021	14	20	229	0	30	11.5
2022	9	7	75	0	31	10.7
2023	1	1	12	0	12	12.0
TOTAL	48	70	684	0	31	9.8

CAREER RUSHING STATISTICS


SEASON	GP	ATT	YDS	TD	LONG	AVG/C
2019	14	20	106	2	26	5.3
2020	10	15	41	0	7	2.7
2021	14	46	312	3	55	6.8
2022	9	63	270	5	39	4.3
2023	1	4	11	0	5	2.8
TOTAL	48	148	740	10	55	5.0

CAREER RECEIVING STATISTICS

SEASON	GP	REC	YDS	TD	LONG	AVG/C
2019	14	0	0	0	0	0.0
2020	10	4	16	0	10	4.0
2021	14	6	42	1	19	7.0
2022	9	4	65	0	30	16.3
2023	1	1	25	0	25	25.0
TOTAL	48	15	148	1	30	9.9

CAREER HIGHS

TOTAL OFFENSE ATTEMPTS: 17 (17 rush), vs. Tulane 11/25/22
TOTAL OFFENSE YARDS: 95 (95 rush), vs. Tulane 11/25/22; vs. UCF 10/16/21
RUSHING ATTEMPTS: 17, vs. Tulane 11/25/22
RUSHING YARDS: 95, vs. Tulane 11/25/22; vs. UCF 10/16/21
RUSHING TOUCHDOWNS: 2, vs. Tulane 11/25/22; at South Florida 11/12/21
LONGEST RUSH: 55, at South Florida 11/12/21
RECEPTIONS: 2, three times, last vs. Houston 12/4/21
RECEIVING YARDS: 30, at UCF 10/29/22
LONGEST RECEPTION: 30, at UCF 10/29/22
LONGEST PUNT RETURN: 31, at Tulsa 10/1/22



11 // DONOVAN OLLIE

WR / R-SR. / 6-3 / 212
WYLIE, TEXAS / WYLIE / WASHINGTON STATE

- Experienced receiver who brings 24 career starts, 70 receptions, 807 yards, four touchdowns in four seasons at Washington State from 2019-22.
- Made 11 starts and appeared in 12 games in 2022, tallying 43 receptions for 491 yards and three scores.
- Set career-high in yards and touchdowns and tied in receptions with a seven-catch, 82-yard, two-touchdown game vs. Colorado State in 2022.
- Started all 13 games for Washington State in 2021, totaling 26 catches for 301 yards and a touchdown.

CAREER RECEIVING STATISTICS

SEASON	GP	REC	YDS	TD	LONG	AVG/C
2020	3	1	15	0	15	15.0
2021	13	26	301	1	56	11.6
2022	12	43	491	3	60	11.4
2023	1	0	0	0	0	0
TOTAL	29	70	807	4	60	11.5

CAREER HIGHS *At Washington State (2019-22)

RECEPTIONS: 7, vs. Colorado State 9/17/22*; vs. Idaho 9/3/22*

RECEIVING YARDS: 82, vs. Colorado State 9/17/22*

RECEIVING TOUCHDOWNS: 2, vs. Colorado State 9/17/22*

LONGEST RECEPTION: 60, vs. Oregon 9/24/22*



88 // PAYTEN SINGLETARY

TE / R-JR. / 6-4 / 235
THOMASVILLE, GA. / THOMASVILLE

- Started at tight end and pulled in a one-yard touchdown catch - his second career receiving touchdown - in the season opener vs. EKU.
- After his score vs. EKU, he has two touchdowns on four career receptions.
- Appeared in 12 games and recorded one catch for 11 yards against Louisville in the 2022 Wasabi Fenway Bowl.
- Played in six games with one start in 2021, where he scored on his first-career touch via an 18-yard touchdown catch against Murray State in 2021.

CAREER RECEIVING STATISTICS

SEASON	GP	REC	YDS	TD	LONG	AVG/C
2020	4	0	0	0	0	0.0
2021	6	2	22	1	18	11.0
2022	12	1	11	0	11	11.0
2023	1	1	1	1	1	1.0
TOTAL	23	4	34	2	18	11.0

CAREER HIGHS

RECEPTIONS: 1, four times, last vs. EKU 9/2/23

RECEIVING YARDS: 18, vs. Murray State 9/11/21

RECEIVING TOUCHDOWNS: 1, vs. EKU 9/2/23; vs. Murray State 9/11/21

PLAYER PROFILES - OFFENSE



0 // BRADEN SMITH

WR / R-SR.* / 5-10 / 185
 FLOWOOD, MISS. / NORTHWEST RANKIN /
 N.W. MISS COMMUNITY COLLEGE / LOUISVILLE

- Tallied four receptions for 72 yards and a score - his third career receiving touchdown - in the season opener vs. ECU.
- Appeared in 29 games as a wide receiver and return specialist for Louisville from 2020-22, totaling 59 receptions for 653 yards and two touchdowns after transferring from Northwest Mississippi Community College in Flowood, Miss.
- Played in 13 games with eight starts in 2022, hauling in 21 passes for 215 yards and a touchdown and totaling 141 punt return yards.
- Tallied 11 receptions for 68 yards and a touchdown, also returning a punt 49 yards for a score and tossing a 45-yard touchdown on a trick play for the Cardinals before suffering an injury in 2021.

CAREER RECEIVING STATISTICS

SEASON	GP	REC	YDS	TD	LONG	AVG/C
2020	11	27	370	0	63	13.7
2021	4	11	68	1	15	6.2
2022	13	21	215	1	31	10.2
2023	1	4	72	1	48	18.0
TOTAL	29	63	725	3	63	11.5

CAREER PUNT RETURN STATISTICS

SEASON	GP	ATT	YDS	TD	LONG	AVG/R
2020	11	0	0	0	0	0
2021	4	5	60	1	49	12.0
2022	13	28	141	0	30	5.0
2023	1	3	22	0	11	7.3
TOTAL	29	36	223	1	49	6.2

CAREER HIGHS *At Louisville (2020-22)

RUSHING ATTEMPTS: 1, at Florida State 9/25/21*

RUSHING YARDS: 6, vs Cincinnati 12/17/22*

LONGEST RUSH: 6, vs Cincinnati 12/17/22*

PASSING ATTEMPTS: 2, vs. Cincinnati 12/17/22*

PASSING YARDS: 45, at Syracuse 9/3/22; vs UCF 9/17/21*

PASSING TOUCHDOWNS: 1 vs UCF 09/17/21, vs. Wake Forest 10/29/22*

LONGEST PASS: 45, at Syracuse 9/3/22; vs UCF 9/17/21*

RECEPTIONS: 7, vs. Syracuse 11/20/20*

RECEPTIONS YARDS: 110, vs. Western Ky. 9/12/20*

RECEIVING TOUCHDOWNS: 1, vs. Ole Miss 9/06/21, at Clemson 11/12/22*

LONGEST RECEPTION: 63, vs Western Ky. 9/12/20*

LONGEST PUNT RETURN: 49, vs. Eastern Ky. 9/11/21*

LONGEST KICK RETURN: 23, vs. Virginia Tech 10/31/20*



54 // DARTANYAN TINSLEY

OL / SR. / 6-5 / 315
 OWENSBORO, KY. / OWENSBORO / KENTUCKY CHRISTIAN

- Started at guard in the season opener vs. ECU.
- Appeared in nine games as a backup on the offensive line and a special teams contributor in 2022.
- Transferred to Cincinnati after he collected First Team All-National Christian College Athletic Association (NCCAA) honors in 2020-21 and First Team All-Mid-South Conference Appalachian Division accolades in back-to-back seasons for Kentucky Christian.



9 // AARON TURNER

WR / JR. / 5-7 / 185
 ELLICOTT, MD. / GONZAGA COLLEGE / UCONN

- Totaled three receptions for 14 yards and a score - his fourth career receiving touchdown - and added 31 yards on three attempts on the ground in the season opener vs. ECU.
- Appeared in all 25 games for UConn from 2021-22, totaling 90 receptions for 759 yards and three touchdowns, in addition to 75 yards on the ground.
- Led the Huskies in receptions, yards and touchdowns in 2022, finishing with 57 catches for 527 yards and three scores after hauling in 33 catches for 232 yards in 2021. It marked his second straight season leading the team in catches.

CAREER RECEIVING STATISTICS

SEASON	GP	REC	YDS	TD	LONG	AVG/C
2021	12	33	232	0	50	7.0
2022	13	57	527	3	56	9.2
2023	1	3	14	1	6	4.7
TOTAL	26	93	773	4	56	8.3

CAREER HIGHS *At UConn (2021-22)

RECEPTIONS: 10, vs. Liberty, 11/12/22*

RECEIVING YARDS: 71, vs. Syracuse 9/10/22*

RECEIVING TOUCHDOWNS: 1, four times, last vs. ECU 9/2/23

LONGEST RECEPTION: 56, vs. Syracuse 9/10/22*

RUSHING ATTEMPTS: 3, vs. ECU 9/2/23; at NC State 9/24/22*

RUSHING YARDS: 31, vs. ECU 9/2/23

PLAYER PROFILES - OFFENSE



2 // DEE WIGGINS

WR / R-SR.* / 6-3 / 195

MIAMI, FLA. / MIAMI SOUTHRIDGE / MIAMI / LOUISVILLE

- Started at wide receiver - one of five transfers with the first-team unit - and hauled in a 39-yard score - his eighth career receiving touchdown - on his lone reception in the season opener vs. ECU.
- Veteran wide receiver who transferred 22 games of starting experience with stints at Louisville and Miami.
- Spent four seasons at Miami from 2018-21, where he appeared in 40 games at wide receiver and totaled 791 receiving yards on 62 receptions for seven touchdowns.
- Transferred to Louisville in 2022 where he played in three games and made four

CAREER RECEIVING STATISTICS

SEASON	GP	REC	YDS	TD	LONG	AVG/R
2018	13	7	73	0	24	10.4
2019	12	20	335	4	67	16.8
2020	11	31	358	3	40	11.5
2021	4	4	25	0	12	6.3
2022	3	4	67	0	23	16.8
2023	1	1	39	1	39	39.0
TOTAL	44	67	897	8	67	13.4

CAREER HIGHS *At Miami (2018-21)

RECEPTIONS: 8, at Virginia Tech 11/14/20*

RECEIVING YARDS: 106, at Virginia Tech 11/14/20*

RECEIVING TOUCHDOWNS: 2, vs. Louisville 11/9/19*



75 // JOHN WILLIAMS

OL / R-JR. / 6-5 / 310

BOLINGBROOK, ILL. / BOLINGBROOK

- Started at tackle in the season opener vs. ECU.
- Appeared in 12 games in 2022, only missing the Indiana contest.
- Helped block in a 63-10 victory vs Kennesaw State, where the Bearcats totaled 523 yards of offense.
- Played in 12 games, including starting the first three against Miami (OH), Murray State and Indiana in 2021 after seeing action in four games and redshirting in 2020.
- Aerospace engineering major.

PLAYER PROFILES - SPECIAL TEAMS

**47 // RORY BELL**

K / R-JR. / 5-10 / 185

WILMINGTON, OHIO / WILMINGTON / TEMPLE

- Started as the kickoff specialist in the season opener vs. ECU.
- Walked on at Temple, where he played from 2020-22 and served as the Owls' primary kickoff specialist each of the last two seasons.
- Drilled a career-high 55 yard field goal at Cincinnati, the longest field goal in the AAC in 2022 and the second longest in Temple program history.

**33 // CARTER BROWN**

K / SO. / 6-0 / 205

PEARLAND, TEXAS / DAWSON / ARIZONA STATE

- Nailed a 46-yard field goal and went 9-9 on PATs in the season opener vs. ECU. The nine extra points made is tied for the second-most in a single game in UC history.
- Had made 6-of-8 field goal attempts of 40+ in his career.
- Made 11-of-14 field goal attempts, including a 5-of-7 from 40+, for Arizona State as a true freshman in 2022. Also connected on all 33 of his extra point attempts to finish with 61 points.
- Drilled a career-long 53-yarder against Washington.
- Entered college as one of the nation's top kicking prospects, earning a three-star

CAREER FIELD GOAL STATISTICS

SEASON	FG	PCT.	PAT	1-19	20-29	30-39	40-49	50+	LG	PTS
2022	11-14	78.6	33-33	0-0	3-4	3-3	4-6	1-1	53	66
2023	1-1	100.0	9-9	0-0	0-0	0-0	1-1	0-0	46	12
TOTAL	12-15	80.0	42-42	0-0	3-4	3-3	5-7	1-1	53	78

CAREER HIGHS *At Arizona State (2022)**FG MADE:** 4, vs. Northern Arizona 9/1/22***LONGEST FG MADE:** 53, vs. Washington 10/8/22***39 // BRYCE BURTON**

H/K / R-SR. / 5-10 / 200

CINCINNATI, OHIO / PRINCETON

- Starting holder for 28 career games, including the season opener vs. ECU.
- Veteran leader of special teams unit and the primary holder for all 13 games in 2022.
- Kicked off twice vs. Louisville in the 2022 Wasabi Fenway Bowl for an average of 56.0 yard per kick.
- Holder for all 14 games during 2021 College Football Playoff Championship run.

**31 // MASON FLETCHER**

P / JR. / 6-7 / 215

MELBOURNE, AUSTRALIA / PROKICK

2022 RAY GUY AWARD FINALIST**2022 AAC SPECIAL TEAMS PLAYER OF THE YEAR, ALL-AAC FIRST TEAM****2022 AP THIRD TEAM ALL-AMERICAN**

- Placed his only attempt inside the 20 - his 47th career punt inside the 20 - in the season opener vs. ECU.
- Named to the preseason watch list for the 2023 Ray Guy Award after being one of three finalists in 2022.
- Selected as preseason All-Big 12 and preseason All-America by Sporting News, Phil Steele and Athlon Sports.
- Ranked fourth with a 46.2 average in 2022 and boasts the top average from last fall of any returning punter nationally.
- Named 2022 AAC Special Team Player of the Year and All-AAC First Team and helped Cincinnati rank second nationally in net punting at 44.35.
- Totaled 14 punts of 50-plus yards and 29 punts downed inside the 20 in 2022.
- Set program and AAC records with his 84-yard punt at SMU.

CAREER PUNTING STATISTICS

SEASON	NO.	YDS.	AVG.	LONG	120	50+	BL
2021	50	2147	42.9	54	17	5	0
2022	63	2913	46.8	84	29	14	0
2023	1	45	45	45	1	0	0
TOTAL	114	5095	44.8	84	47	19	0

CAREER HIGHS**PUNT ATTEMPTS:** 8, vs. Indiana 9/24/22**PUNT YARDS:** 373, vs. Indiana 9/24/22**LONGEST PUNT:** 84, at SMU 10/22/22**PUNT AVERAGE:** 65.0, at SMU 10/22/22**96 // CAYSON PFEIFFER**

LS / R-SR.* / 6-0 / 220

COLUMBUS, OHIO / DUBLIN SCIOTO

- Starting long snapper for four straight seasons and in 38 career games.
- Played in all 13 games and snapped on all 45 PAT attempts, all 23 field goal attempts and all 62 punts serving as a key part of one of the nation's top special teams units in 2022.
- Snapped for Ray Guy Finalist and AAC Special Teams Player of the Year Mason Fletcher and Second Team All-AAC kicker Ryan Coe in 2022.
- Primary long snapper for the second-straight AAC title and College Football Playoff run in 2021, playing all 14 games where he snapped on all 69 PATs, 19 field-goal attempts and 49 punts.

2023 CINCINNATI FOOTBALL

STARTERS											
OFFENSE	LT	LG	C	RG	RT	TE	WR	WR	WR	QB	RB
EKU	Williams	Tinsley	Gerhardt	Kandra	Buford	Singletary	Metayer (TE)	Henderson	Wiggins	Jones	Kiner
PITT											
MIAMI (OH)											
OKLAHOMA											
BYU											
IOWA ST											
BAYLOR											
OK ST											
UCF											
HOUSTON											
WVU											
KANSAS											

DEFENSE	DE	DT	DE	OLB	ILB	ILB	STAR	CB	CB	S	S
EKU	Briggs	Corleone	Phillips	Grzesiak	Jones	Dingle	Pace	Young	Anderson Jr.	Ward	Threats
PITT											
MIAMI (OH)											
OKLAHOMA											
BYU											
IOWA ST											
BAYLOR											
OK ST											
UCF											
HOUSTON											
WVU											
KANSAS											

START CHART											
				2023	CAR.	CONS.					
Sammy Anderson Jr.				1	2	2	Donovan Ollie, WR				
Jowon Briggs, DL				1	18	17	Deshawn Pace, LB				
Deondre Buford, OL				1	3	1	Eric Phillips, DL				
Sterling Berhalter, WR				0	13	11	Trevor Radosevich, OL				
Dontay Corleone, DL				1	2	1	Payton Singletary, TE				
Jack Dingle, LB				1	1	1	Braden Smith, WR				
Gavin Gerhardt, OL				1	14	14	Bryon Threats, DB				
Daniel Grzesiak, OLB				1	14	14	Dartanyan Tinsley, OL				
Xzavier Henderson, WR				1	15	12	Malik Vann, DE				
Jalen Hunt, DL				0	5	3	George Udo, DB				
Dion Hunter, LB				0	8	5	Taj Ward, DB				
Emory Jones, QB				1	20	1	Phillip Wilder, OL				
Dorian Jones, LB				1	8	1	John Williams, OL				
Luke Kandra, OL				1	3	1	Dee Wiggins, WR				
Corey Kiner, RB				1	1	1	Ethan Wright, RB				
Chamon Metayer				1	1	1	Jordan Young, CB				
Ryan Montgomery, RB				0	1	0					

THE LAST TIME

SCORING

Scored 30 or more points	66 vs ECU (09/02/23)
Scored 40 or more points	66 vs ECU (09/02/23)
Scored 50 or more points	66 vs ECU (09/02/23)
Scored 60 or more points	66 vs ECU (09/02/23)
Scored 70 or more points	72 vs. Austin Peay (09/03/11)

TOTAL OFFENSE

Had more than 400 total yards	667 vs ECU (09/02/23)
Had more than 450 total yards	667 vs ECU (09/02/23)
Had more than 500 total yards	667 vs ECU (09/02/23)
Had more than 550 total yards	667 vs ECU (09/02/23)
Had more than 600 total yards	667 vs ECU (09/02/23)
Had more than 650 total yards	667 vs ECU (09/02/23)
Had more than 700 total yards	741 vs. Alabama A&M (09/15/18)

RUSHING OFFENSE

Rushed for 150 or more yards	229 vs ECU (09/02/23)
Rushed for 200 or more yards	229 vs ECU (09/02/23)
Rushed for 250 or more yards	232 vs. Kennesaw State (09/10/22)
Rushed for 300 or more yards	349 vs. UCF (10/14/21)
Rushed for 350 or more yards	409 vs. Alabama A&M (09/15/18)
Rushed for 400 or more yards	409 vs. Alabama A&M (09/15/18)

PASSING OFFENSE

Passed for 250 or more yards	438 vs ECU (09/02/23)
Passed for 300 or more yards	438 vs ECU (09/02/23)
Passed for 350 or more yards	438 vs ECU (09/02/23)
Passed for 400 or more yards	438 vs ECU (09/02/23)
Passed for 450 or more yards	523 @ Houston (11/07/15)
Passed for 500 or more yards	523 @ Houston (11/07/15)
Passed for 600 or more yards	620 @ Memphis (09/24/15)

SCORING DEFENSE

Allowed 0 points	0 vs. Navy (11/03/18)
Allowed 3 or fewer points	3 @ Temple (11/19/22)
Allowed 7 or fewer points	3 @ Temple (11/19/22)
Allowed 10 or fewer points	3 @ Temple (11/19/22)
Allowed 14 or fewer points	13 vs ECU (09/02/23)

TOTAL DEFENSE

Allowed fewer than 75 total yards	53 vs. Kansas (09/20/97)
Allowed fewer than 100 total yards	87 @ Miami OH (09/21/13)
Allowed fewer than 125 total yards	87 @ Miami OH (09/21/13)
Allowed fewer than 150 total yards	129 @ UConn (11/22/14)
Allowed fewer than 175 total yards	164 vs. Boston College (01/02/20)
Allowed fewer than 200 total yards	183 vs. Miami (OH) (09/17/22)
Allowed fewer than 225 total yards	202 @ Temple (11/19/22)
Allowed fewer than 250 total yards	202 @ Temple (11/19/22)

RUSHING DEFENSE

Allowed 0 or fewer yards	-3 @ Miami OH (10/01/11)
Allowed 25 or fewer yards	5 vs. Memphis (10/31/20)
Allowed 50 or fewer yards	36 at Tulsa (10/01/22)
Allowed 75 or fewer yards	36 at Tulsa (10/01/22)
Allowed 100 or fewer yards	80 at SMU (10/22/22)
=	

PASSING DEFENSE

Allowed 0 passing yards	-1 vs. Xavier (10/09/71)
Allowed 50 or fewer yards	47 vs. Navy (11/03/18)
Allowed 100 or fewer yards	84 vs. Navy (11/05/22)
Allowed 150 or fewer yards	139 vs. South Florida (10/08/22)
Allowed 175 or fewer yards	139 vs. South Florida (10/08/22)
Allowed 200 or fewer yards	177 vs ECU (09/02/23)

SPECIAL SITUATIONS

Scored on the first play from scrimmage	Scott 53-yard pass from Ridder vs. SMU (11/20/21)
Had a game-winning field goal	Ryan Coe, 21 yards vs. ECU (11/11/22)
Kicked a 50-yard field goal	Ryan Coe, 52 yards at SMU (10/22/22)
UC shutout its opponent	vs. Navy (11/03/18, W, 42-0)
UC was shutout	@ No. 5 Ohio State (09/07/19, L 42-0)
Converted a 2-point play	Tyler Scott from Ben Bryant at UCF (10/29/22)
A player scored on a pass, rush and rec. TD in same game	Desmond Ridder vs SMU (11/20/21)

INDIVIDUAL RUSHING

Had a player rush for 100 or more yards	105 by Corey Kiner vs ECU 09/02/23)
Had a player rush for 150 or more yards	179 by Charles McClelland vs. South Florida (10/08/22)
Had a player rush for 200 or more yards	212 by Mike Boone vs. USF (10/24/14)
Had a player rush for 225 or more yards	238 by Richard Hall vs. Miami OH (09/11/04)
Had two players rush for 100 or more yards	184 (Doaks) & 103 (Ridder) vs. Houston (11/07/20)
Had a player rush for 2 or more TDs	2 by Charles McClelland vs. South Florida (10/08/22)
Had a player rush for 3 or more TDs	4 by Jerome Ford vs. UCF (10/14/21)
Had a player rush for 4 or more TDs	4 by Jerome Ford vs. UCF (10/14/21)
Had a player rush for 5 or more TDs	6 by Ike Stewart vs. Transylvania (10/05/1912)

INDIVIDUAL PASSING

Had a player pass for 200 or more yards	345 by Emory Jones vs ECU 09/02/23)
Had a player pass for 250 or more yards	345 by Emory Jones vs ECU 09/02/23)
Had a player pass for 300 or more yards	345 by Emory Jones vs ECU 09/02/23)
Had a player pass for 350 or more yards	354 by Ben Bryant vs. Indiana (09/24/22)
Had a player pass for 400 or more yards	523 by Gunner Kiel @ Houston (11/07/15)
Had a player pass for 450 or more yards	523 by Gunner Kiel @ Houston (11/07/15)
Had a player pass for 500 or more yards	523 by Gunner Kiel @ Houston (11/07/15)
Had a player pass for 2 or more TDs	5 by Emory Jones vs ECU 09/02/23)
Had a player pass for 3 or more TDs	5 by Emory Jones vs ECU 09/02/23)
Had a player pass for 4 or more TDs	5 by Emory Jones vs ECU 09/02/23)
Had a player pass for 5 or more TDs	5 by Emory Jones vs ECU 09/02/23)
Had a player pass for 6 or more TDs	6 by Gunner Kiel vs. Toledo (09/12/14)
Had a player complete 20 passes	25 by Ben Bryant vs. Navy (11/05/22)
Had a player complete 30 passes	31 by Desmond Ridder at South Florida (11/12/21)
Had a player complete 35 passes	35 by Deontey Kenner @ Southern Miss (10/23/99)
Had a player complete 10 straight passes	10 by Emory Jones vs ECU (09/03/23)
Had a player complete 12 straight passes	12 by Ben Bryant vs. Miami (OH) (09/17/22)
Had a player complete 10 straight passes to open game	10 by Emory Jones vs ECU (09/03/23))
Had a player complete 12 straight passes to open game	12 by Ben Bryant vs. Miami (OH) (09/17/22)
Had a player throw 30 passes	30 by Ben Bryant vs. ECU (11/11/22)
Had a player throw 35 passes	35 by Ben Bryant vs. Navy (11/05/22)
Had a player throw 40 passes	45 by Ben Bryant at UCF (10/29/22)
Had a player throw 45 passes	45 by Ben Bryant at UCF (10/29/22)
Had a player throw 50 passes	50 by Desmond Ridder @ SMU (10/27/18)

INDIVIDUAL RECEIVING

Had a player with 10 or more receptions in a game	10 by Tyler Scott vs. Navy (11/05/22)
Had a player with 11 or more receptions in a game	12 by Kahlil Lewis @ SMU (10/27/18)
Had a player with 12 or more receptions in a game	12 by Kahlil Lewis @ SMU (10/27/18)
Had a player with 13 or more receptions in a game	15 by Shaq Washington @ ECU (11/28/15)
Had a player with 14 or more receptions in a game	15 by Shaq Washington @ ECU (11/28/15)
Had a player with 15 or more receptions in a game	15 by Shaq Washington @ ECU (11/28/15)
Had a player receive 100 or more yards	Xavier Henderson (149) vs ECU (09/03/23)
Had a player receive 150 or more yards	Tyler Scott (185) vs. Indiana (09/24/22)
Had a player receive 200 or more yards	203 by Kahlil Lewis vs. ECU (11/23/18)
Had a player receive 250 or more yards	254 by Tom Rossley vs. Louisville (11/09/68)
Had a player receive for 2 or more TDs	2 by Tyler Scott vs. Navy (11/05/22)
Had a player receive for 3 or more TDs	3 by Tyler Scott vs. Indiana (09/24/22)

GAMES AGAINST RANKED TEAMS

Beat a top 25 team	No. 16 Houston, 35-20 (12/04/21)
Beat a top 10 team	@ No. 9 Notre Dame, 24-13 (10/02/21)
Beat a ranked opponent @ home	No. 16 Houston, 35-20 (12/04/21)
Beat a ranked opponent on the road	@ No. 9 Notre Dame, 24-13 (10/02/21)
Beat a ranked opponent @ a neutral site	vs. No. 25 vs. Virginia Tech (FedEx Field/09/29/12)
Beat back-to-back ranked opponents	10/30/08-11/08/08 #24 USF & @ #20 West Virginia
Lost to a ranked opponent @ home	No. 25 UCF, 51-23 (10/07/17)

RETURNS/SPECIAL TEAMS/DEFENSE

Returned a KO for a TD	Jadon Thompson, 100 yards vs. ECU (11/11/22)
Returned a Punt for a TD	Mardy Gilyard, 53 yards (9/12/09 vs. SEMO)
Had Two Interceptions	2 by Coby Bryant vs. USF (10/03/20)
Had Three Interceptions	3 by Mike Tyson @ Purdue (09/10/16)
Recorded a Safety	@ UCLA (09/01/18)
Returned an INT for a TD	Deshawn Pace, 18 yards at Tulsa (10/01/22)
Returned 2 INTs for TDs	D. Battle-30 yards & C. Cheatham-53 yards vs. Akron (9/17/11)
Recovered a fumble in endzone for a TD	Josiah Deguara @ Marshall (09/28/19)
Returned a fumble for a TD	Dominique Perry, 14 yards vs. Indiana (09/24/22)
Executed a successful onside kick	Kick by Miliano/Recovered by Morrison @ Rutgers (11/16/13)
Blocked a FG	Jowon Briggs on 25-yard attempt vs. Navy (11/05/22)
Blocked a PAT	Lorenz Metz vs. Temple (11/23/19 - fourth quarter)
Returned a blocked PAT for 2 points	Coby Bryant, 98 yards vs. Temple (11/23/19)
Blocked a punt	Ryan Royer at East Carolina (11/26/21)

SINGLE-GAME TEAM OFFENSE

Most Points	124 vs. Transylvania (1912)
Most Touchdowns	14 vs. Transylvania (1912)
Most Rushing Attempts	83 vs. Louisiana-Monroe (1977)
Most Rushing Yards	464 vs. Case-Western Reserve (1953)
	464 vs. Virginia Military Institute (1953)
Most Rushing Touchdowns	14 vs. Transylvania (1912)
Most Passing Attempts	64 at Memphis (2015)
Most Passes Completed	38 at Memphis (2015)
Most Passing Yards	620 at Memphis (2015)
Most Interceptions Thrown	6 vs. Xavier (1972)
Most Touchdown Passes	6 vs. Toledo (2014); vs. Illinois (2009)
Most Offensive Plays	100 at Memphis (2015)
Most Yards Total Offense	752 at Memphis (2015)
Most First Downs	38 at Memphis (2015); 38 vs. Austin Peay (2018)
Most Fumbles	15 vs. Louisville (1970)
Most Fumbles Lost	7 vs. Virginia Military Institute (1951)
Most Turnovers	9 vs. Xavier (1955)
	9 vs. Hardin-Simmons (1955)
	9 vs. Virginia Military Institute (1951)
Most Penalties	18 vs. Kansas State (1951)
Most Penalty Yards	176 vs. Louisville (1968)
Most Punts	13 vs. Pittsburgh (1981)
	13 vs. Mississippi State (1948)
Most Punting Yards	510 vs. Louisville (1996)
Most Punt Return Yards	177 vs. Ohio (1949)
Most Kickoff Return Yards	295 vs. Memphis (1971)
Fewest Rushing Attempts	15 vs. Illinois (2009)
Fewest Rushing Yards	-23 vs. Rutgers (2005)
Fewest Passes Completed	0 vs. Dayton (1970)
Fewest Passing Yards	0 vs. Dayton (1970)
Fewest Yards Total Offense	46 vs. North Texas State (1959)
Fewest First Downs	3 vs. West Virginia (1989)
Fewest Penalties	1 five times
	vs. Rutgers (1994), vs. Louisville (1966), vs. Memphis (1966), vs. Army (1963), vs. Hawai'i (1954)
Fewest Yards Penalized	4 vs. Memphis (1966)
Fewest Punts	0 vs. Miami (OH) (2008)
	0 vs. Memphis (1998)
	0 vs. Miami (OH) (1954)

SINGLE-GAME TEAM DEFENSE

Fewest Rushing Attempts Allowed	17 vs. Dayton (1961)
Fewest Rushing Yards Allowed	-46 vs. Kansas (1997)
Fewest Passing Attempts	1 vs. Boston College (1964)
Fewest Pass Completions Allowed	0 six times
	vs. Louisville (1974), vs. Ohio (1973), vs. Boston College (1964), vs. Indiana (1963), vs. Ohio (1949)
Fewest Passing Yards Allowed	-1 vs. Xavier (1971)
Fewest Yards Total Offense Allowed	18 vs. Louisiana-Lafayette (1973)
Most Points Allowed	81 vs. Penn State (1991)
Most Rushing Attempts Allowed	86 vs. West Virginia (1969)
Most Rushing Yards Allowed	539 vs. Northern Illinois (1989)
Most Passing Attempts Allowed	67 vs. Louisville (1997)
Most Pass Completions Allowed	37 vs. East Carolina (1997)
Most Passing Yards Allowed	482 vs. Florida (2010)
Most Yards Total Defense Allowed	742 vs. Louisville (1998)
Most Passes Intercepted	7 vs. Kansas State (1951)
Most Interception Return Yards	162 vs. Dayton (1956)
Most Turnovers Forced	8 vs. Rice (1974)

SINGLE-GAME INDIVIDUAL OFFENSE

Rushing Attempts	45 by Steve Cowan vs. Ohio (1970)
Rushing Yards	306 by Bob Hynes vs. Case Western Reserve (1923)
Yards Per Rush	29.5 by Mike Boone at Miami (OH) (4 carries, 118 yards) (2015)
Rushing Touchdowns	6 by Ike Stewart vs. Transylvania (1912)
	6 by Bob Heuck vs. Transylvania (1912)
Passing Attempts	59 by Deontey Kenner vs. Southern Miss (1999)
Passing Completions	35 by Deontey Kenner vs. Southern Miss (1999)
	35 by Greg Cook vs. Ohio (1968)
Passing Yards	557 by Hayden Moore at Memphis (2015)
Passing Touchdowns	6 by Gunner Kiel (2014); by Tony Pike vs. Illinois (2009)
Interceptions Thrown	6 by Mike Shoemaker vs. Xavier (1972)
Receptions	15 by Shaq Washington at East Carolina (2015)
Receiving Yards	254 by Tom Rossley vs. Louisville (1968)
Yards Per Reception	73.7 by Chris Moore at Ohio State (3 receptions, 221 yards) (2014)
Receiving Touchdowns	3 by nine players, last by Tyler Scott vs Indiana (2022)
All-Purpose Yards (Rsh., Rec. and Ret.)	381 by Mardy Gilyard at Pittsburgh (2009)
Total Yards	564 by Hayden Moore at Memphis (2015)
Total Points	51 by Ike Stewart vs. Transylvania (1912)
Touchdowns	8 by Ike Stewart vs. Transylvania (1912)
Extra Points Made	12 by Alonzo Weiss vs. Transylvania (1912)
Field Goals Made	5 by Ryan Coe at SMU (2022)
Punts	13 by Phil Peckich at Pittsburgh (1981)
Punting Yards	510 by Steve Smith at Louisville (1996)
Punting Average	65.0 by Mason Fletcher at SMU (3 punts) (2022)
Kickoff Returns	8 by Mardy Gilyard at Pittsburgh (2009)
	8 by LaDaris Vann vs. East Carolina (1999)
Kickoff Return Yards	256 by Mardy Gilyard at Pittsburgh (2009)
Kickoff Returns For Touchdowns	1 by 20 players
	last by Mardy Gilyard at Pittsburgh (2009)
Punt Returns	7 by Mike Daniels vs. Western Carolina (2005)
	7 by Tinker Keck vs. Kansas (1997)
	7 by Charley Bland vs. Villanova (1973)
Punt Return Yards	161 by Gene Gibson vs. Ohio (1949)
Punt Return Touchdowns	2 by Tinker Keck vs. Louisville (1997)
	2 by Gene Gibson vs. Ohio (1949)

SINGLE-GAME INDIVIDUAL DEFENSE

Total Tackles	19 by Greg Blair at Louisville (10/26/12) *
	Frank Callicott vs. UAB (11/30/02) *
	Jeff Luc vs. Miami (Ohio) (9/20/14) *
Tackles For A Loss	5.5 by Brandon Mills vs. Rutgers (11/20/10) *
Sacks	4.0 by Alex Daniels at Miami (Ohio) (10/3/09) *
	Antwan Peek vs. Louisiana-Monroe (12/1/01) *
Forced Fumbles	3 by Antwan Peek vs. Louisiana Monroe (12/1/01) *
Fumble Recoveries	2 by Willis Edwards vs. Memphis (10/26/02) *
	Ivan Fields at Memphis (11/11/00) *
	Jeff Luc vs. USF (10/14/14) *
	Wes Richardson at NC State (9/16/10) *
Pass Break Ups	4 by Zach Norton vs. Louisville (10/27/01) *
Interceptions	4 by Bob Hynes vs. Ohio Northern (1923)
Interception Return Yards	123 by Shawn Ferguson vs. Memphis (1998)
Interception Returns for Touchdowns	2 by Shawn Ferguson vs. Memphis (1998)
Blocked Kicks	2 by Connor Barwin at Marshall (10/3/08) *
	Antwan Peek vs. Miami (10/28/00) *

* - Since 2000

GAME-BY-GAME RECAPS

vs. ECU

SEPTEMBER 2, 2023

CINCINNATI, OHIO



	1	2	3	4	F
Eastern Kentucky	0	7	3	3	13
Cincinnati	21	21	10	14	66

SCORING PLAYS

1st	11:45	CIN	Henderson, Xzavier 49 yd pass from Jones, Emory (Brown, Carter kick) 7-71, 03:09, ECU 0 - CIN 7
1st	06:52	CIN	Wiggins, Dee 39 yd pass from Jones, Emory (Brown, Carter kick) 5-87, 02:07, ECU 0 - CIN 14
1st	01:41	CIN	Jones, Emory 1 yd run (Brown, Carter kick) 9-80, 03:46, ECU 0 - CIN 21
2nd	11:47	CIN	Singletary, Payten 1 yd pass from Jones, Emory (Brown, Carter kick) 4-77, 01:23, ECU 0 - CIN 28
2nd	07:17	CIN	Jones, Emory 12 yd run (Brown, Carter kick) 8-65, 03:04, ECU 0 - CIN 35
2nd	05:08	ECU	Brown, Hunter 17 yd pass from McKinney, Parker (Nations, Patrick kick) 4-74, 02:03, ECU 7 - CIN 35
2nd	00:49	CIN	Smith, Braden 48 yd pass from Jones, Emory (Brown, Carter kick) 10-84, 04:14, ECU 7 - CIN 42
3rd	13:21	CIN	Brown, Carter 46 yd field goal 4-(- 9), 01:27, ECU 7 - CIN 45
3rd	08:12	ECU	Nations, Patrick 42 yd field goal 4-(- 7), 01:44, ECU 10 - CIN 45
3rd	02:42	CIN	Turner, Aaron 6 yd pass from Jones, Emory (Brown, Carter kick) 11-75, 05:30, ECU 10 - CIN 52
4th	13:39	CIN	Lichtenberg, Brady 4 yd run (Brown, Carter kick) 6-37, 02:39, ECU 10 - CIN 59
4th	06:30	ECU	Nations, Patrick 43 yd field goal 13-49, 07:09, ECU 13 - CIN 59
4th	04:37	CIN	Jackson Jr., Barry 65 yd pass from Lichtenberg, Brady (Brown, Carter kick) 4-75, 01:53, ECU 13 - CIN 66

CIN

ECU

FIRST DOWNS	30	15
RUSHES-YARDS (NET)	44-229	32-125
PASSING YDS (NET).....	438	177
Passes Att-Comp-Int.....	23-27-0	13-25-2
TOTAL OFFENSE PLAYS-YARDS	71-667	57-302
Fumble Returns-Yards.....	0-0	0-0
Punt Returns-Yards	4-34	0-0
Kickoff Returns-Yards.....	2-42	6-118
Interception Returns-Yards	2-6	0-0
Punts (Number-Avg).....	4-47	1-45
Fumbles-Lost.....	3-1	3-1
Penalties-Yards.....	7-55	7-42
Possession Time.....	31:46	28:14
Third-Down Conversions.....	10 of 14	3 of 11
Fourth-Down Conversions	2 of 2	0 of 1
Red-Zone Scores-Chances.....	6-6	2-2
Sacks By: Number-Yards.....	3-19	2-10

RUSHING: Cincinnati- KINER, Corey 13-105; MONTGOMERY, Myles 7-43; TURNER, Aaron 3-31; JONES, Emory 9-26; MONTGOMERY, Ryan 4-11; WRIGHT, Ethan 4-6; LICHTENBERG, Brady 1-4; DROGOSH, Brady 3-3
 ECU- CARTER, Joshua 7-68; HERGOTT, Cameron 6-40; LATHAM, Brayden 7-21; SLOAN, Braedon 4-12; MAGLOIRE, Kyeandre 3(-1); MCKINNEY, Parker 5-(-15)

PASSING: Cincinnati- JONES, Emory 19-23-0-345; LICHTENBERG, Brady 4-4-0-93.
 ECU- MCKINNEY, Parker 13-24-2-177; HERGOTT, Cameron 0-1-0-0

RECEIVING: Cincinnati- HENDERSON, Xzavier 7-149; SMITH, Braden 4-72; JACKSON JR., Barry 1-65; WIGGINS, Dee 1-39; SCOTT, Chris 1-32; PRATER, Evan 3-31; MONTGOMERY, Ryan 1-25; TURNER, Aaron 3-14; WRIGHT, Ethan 1-10; SINGLETARY, Payten 1-1
 ECU- SMITH, Jaden 5-81; BURBAGE, Jalen 2-30; BROWN, Hunter 2-20; MANNAN, Mena 1-16; MAGLOIRE, Kyeandre 1-13; SLOAN, Braedon 1-9; HENSLEY, Jackson 1-8

SCORING DRIVES

LONG PLAYS

SEPT. 2 EKU						LONG PLAYS (20-YARDS OR MORE)			
SCORING PLAY	QTR	CLOCK	PLAYS	YDS	TIME	YDS.	TYPE	PLAYER(S)	OPP.
Henderson 49-yard pass from Jones	1	11:45	7	71	3:09	65*	Pass	Jackson Jr. from Lichtenberg	EKU
Wiggins 39-yard pass from Jones	1	6:52	5	87	2:07	54	Run	Kiner rush middle	EKU
Jones 1-yard run	1	1:41	9	80	3:46	49*	Pass	Henderson from Jones	EKU
Singletary 1-yard pass from Jones	2	11:47	4	77	1:23	48*	Pass	Smith from Jones	EKU
Jones 12-yard run	2	7:17	8	65	3:04	39*	Pass	Wiggins from Jones	EKU
Smith 48-yard pass from Jones	2	0:49	10	84	4:14	32	Pass	Scott from Jones	EKU
Brown 46-yard field goal	3	13:21	4	-9	1:27	31	Pass	Henderson from Jones	EKU
Turner 6-yard pass from Jones	3	2:42	11	75	5:30	29	Pass	Henderson from Jones	EKU
Lichtenberg 4-yard run	4	13:39	6	37	2:39	25	Pass	Montgomery R. from Jones	EKU
Jackson Jr. 65-yard pass from Lichtenberg	4	4:37	4	75	1:53	* touchdown scored on play			
SEPT. 9 PITTSBURGH									
SCORING PLAY	QTR	CLOCK	PLAYS	YDS	TIME				
SEPT 16 MIAMI (OH)									
SCORING PLAY	QTR	CLOCK	PLAYS	YDS	TIME				
SEPT. 23 OKLAHOMA									
SCORING PLAY	QTR	CLOCK	PLAYS	YDS	TIME				
SEP. 29 BYU									
SCORING PLAY	QTR	CLOCK	PLAYS	YDS	TIME				
OCT. 14 IOWA STATE									
SCORING PLAY	QTR	CLOCK	PLAYS	YDS	TIME				
OCT. 21 BAYLOR									
SCORING PLAY	QTR	CLOCK	PLAYS	YDS	TIME				
OCT. 28 OKLAHOMA STATE									
SCORING PLAY	QTR	CLOCK	PLAYS	YDS	TIME				
NOV. 4 UCF									
SCORING PLAY	QTR	CLOCK	PLAYS	YDS	TIME				
NOV. 11 HOUSTON									
SCORING PLAY	QTR	CLOCK	PLAYS	YDS	TIME				
NOV. 18 WEST VIRGINIA									
SCORING PLAY	QTR	CLOCK	PLAYS	YDS	TIME				
NOV. 25 KANSAS									
SCORING PLAY	QTR	CLOCK	PLAYS	YDS	TIME				

MILESTONE GAMES / LONGEST PLAYS ALL-TIME

CURRENT PLAYERS SUPERLATIVES

300 YARDS PASSING

YDS	NAME	OPPONENT	DATE
464	Emory Jones*	Samford	11/13/21
345	Emory Jones	vs EKU	09/02/23

*while at Florida

100 YARDS RUSHING

YDS	NAME	OPPONENT	DATE
144	Emory Jones*	Tennessee	9/25/21
106	Corey Kiner	at Tulsa	10/01/23
105	Corey Kiner	vs EKU	09/02/21
104	Myles Montgomery	Kennesaw State	09/10/22

*while at Florida

100 YARDS RECEIVING

YDS	NAME	OPPONENT	DATE
149	Xzavier Henderson	vs EKU	09/02/23
110	Xzavier Henderson*	vs Georgia	10/29/22

*while at Florida

LONGEST PLAYS

ALL PLAYS

1.	100 (KR)	Jadon Thompson vs. ECU (TD).....	2022
	100 (KR)	Darrin Williams vs. SEMO (TD)	2009
	100 (KR)	Mardy Gilyard at West Virginia (TD).....	2008
	100 (KR)	Walter Heuck vs. Denison (TD).....	1910
5.	99 (KR)	Tre Tucker at Indiana (TD).....	2021
	99 (KR)	Mardy Gilyard at Pittsburgh (TD).....	2009
	99 (KR)	Keith Jenkins vs. Houston (TD).....	1975
8.	98 (PR)	Errol Prisby vs. North Texas State (TD)	1963
	96 (I)	Bob Del Rosa vs. Oklahoma State (TD)	19589
10.	95 (P)	Greg Cook to Tom Rossley vs. Louisville (TD)	1968
11.	92 (FdB)	DeJuan Gossett vs. Tulane (TD)	1998
12.	91 (R)	Desmond Ridder at SMU (TD)	2020
	91 (P)	Eric Vibberts to James Scott vs. ECU (TD)	1994
	91 (R)	Joe Miller vs. Xavier (TD)	1953

RUSHING

1.	91	Desmond Ridder @ SMU (TD)	2020
	91	Joe Miller vs. Xavier (TD).....	1953
2.	84	Hosey Williams vs. UConn.....	2015
3.	81	Michael Warren II (TD) vs. Tulane	2018
	80	Isaiah Peard vs. Miami (OH) (TD).....	2010
	80	Allen Harvin vs. Miami (OH).....	1982
	80	Art Bailey vs. Southern Miss (TD)	1977
	80	Bill Bailey vs. Kansas State (TD)	1965
	80	Dick Goist vs. William & Mary (TD)	1953
8.	79	Jerome Ford vs. Houston (TD).....	2021
	79	Jerome Ford vs. UCF (TD)	2021
	79	Kahlil Lewis at Purdue	2016
	79	Richard Hall vs. Miami (OH).....	2004
	79	Reggie Harrison vs. Louisville (TD)	1972

PASSING

1.	95	Greg Cook to Tom Rossley vs. Louisville (TD).....	1968
2.	91	Eric Vibberts to James Scott vs. ECU (TD)	1994
3.	88	Gunner Kiel to Mekale McKay vs. Temple (TD)	2015
4.	83	Gunner Kiel to Chris Moore at Ohio State (TD).....	2014
	83	Brendon Kay to Travis Kelce vs. Duke (TD)	2012
	83	Nick Davila to Brent Celek vs. Rutgers (TD).....	2006
7.	82	Hayden Moore to Devin Gray at Tulsa (TD).....	2016
	82	Eric Vibberts to Robert Tate vs. Kansas (TD)	1995
	82	Brig Owens to Errol Prisby vs. Dayton (TD).....	1964
10.	81	Desmond Ridder to Tyler Scott vs. Miami (OH) (TD)	2021
	81	Zach Collaros to Armon Binns at Syracuse (TD)	2009

FIELD GOALS

1.	58	Jon Bacon vs. Miami (OH).....	1994
2.	55	Jake Rogers vs. Oregon State.....	2007
3.	54	Jake Rogers at Connecticut	2008
	54	Dan Shepherd vs. Tulsa.....	1975
5.	53	Jake Rogers at Hawai'i.....	2008
	53	Sal Casola vs. Memphis.....	1973
7.	52	Ryan Coe at SMU.....	2022
	52	Alex Bales vs. Navy.....	2021
9.	51	Andrew Gantz vs. Miami (Fla.).....	2015
	51	Steve Schultz vs. Miami (OH).....	1976
10.	50	Cole Smith vs. Tulsa	2019
	50	Andrew Gantz at East Carolina.....	2015
	50	Jake Rogers vs. Rutgers	2008
	50	Eric Richards vs. Southern Miss.....	1997
	50	Phil Insalaco vs. Miami (OH)	1988

KICKOFF RETURN

1.	100	Jadon Thompson vs. ECU (TD).....	2022
	100	Darrin Williams vs. SEMO (TD).....	2009

	100	Mardy Gilyard at West Virginia (TD).....	2008
	100	Walter Heuck vs. Denison (TD)	1910
3.	99	Tre Tucker vs. Indiana (TD)	2021
	99	Mardy Gilyard at Pittsburgh (TD).....	2009
	99	Keith Jenkins vs. Houston (TD)	1975

PUNT RETURN

1.	98	Errol Prisby vs. North Texas State (TD).....	1963
2.	85	Dom Del Bene vs. Hardin-Simmons (TD).....	1951
3.	84	Joe Morrison vs. Marquette (TD).....	1956
4.	78	Tinker Keck vs. Louisville (TD).....	1997
	78	Tony Jackson vs. Dayton (TD)	1967

PUNTS

1.	84	Mason Fletcher at SMU.....	2022
2.	78	Mike Connell vs. Louisiana-Lafayette.....	1976
3.	76	Pat O'Donnell vs. NC State	2011
4.	75	Clem Fennell at Louisville.....	1971
5.	72	James Smith at Temple.....	2018
	72	Doug Johnson vs. Memphis	1997
7.	69	Adam Wulfeck at Army.....	2001
8.	68	Jeff Blaylock at Tulsa	1993
9.	67	Mason Fletcher vs. Miami (Ohio).....	2022
	67	Shaun Burdick vs. Virginia Tech	1985
	67	Dave Ritchie at Houston.....	1959

INTERCEPTION RETURN

1.	96	Bob Del Rosa vs. Oklahoma State (TD).....	1958
2.	88	Joe Morrison vs. Dayton (TD).....	1956
3.	87	Joe Morrison vs. Wichita State (TD)	1956
4.	84	DeAngelo Smith vs. Rutgers (TD).....	2006
5.	83	Shawn Ferguson vs. Memphis (TD).....	1998
	83	Art Sheffield vs. Indiana State (TD).....	1988
7.	80	Gene Gibson vs. Mississippi State (TD).....	1949
8.	79	Mike Mickens vs. South Florida (TD).....	2007
9.	78	Barry Maroney vs. Dayton (TD)	1956
10.	77	Greg Butler vs. Villanova (TD).....	1972

FUMBLE RETURN

1.	92	DeJuan Gossett vs. Tulane (TD).....	1998
2.	82	Ivan Fields @ Memphis (TD).....	2000
3.	76	Deven Drane vs. Fordham (TD).....	2012
4.	75	John Vitro vs. Richmond (TD).....	1975
5.	54	Maalik Bomar vs. Akron (TD).....	2011
6.	53	Grant Coleman vs. Houston	2016
7.	43	Fran Callicott vs. North Texas (TD).....	2002
8.	39	Kevin McCullough vs. USF (TD).....	2006
9.	39	Antwan Peek @ Temple.....	2002
10.	32	Jim O'Connell @ Ohio (TD).....	1977

OFFENSIVE RECORDS - RUSHING

RUSHING

GAME RECORDS

Rushing Attempts

1.	45	Steve Cowan vs. Ohio.....	1970
2.	41	DeMarco McCleskey vs. ECU.....	1998
3.	39	Lloyd Pate vs. Wichita State.....	1967
4.	37	Robert Cooper vs. Miami (OH).....	1999
5.	36	Robert Cooper vs. Memphis.....	1999
	36	Daryl Royal vs. Miami (OH).....	1996
	36	Reggie Taylor vs. Miami (OH).....	1986
	36	David Small vs. Toledo.....	1993
9.	35	Reggie Harrison at Ohio.....	1973
	35	DeMarco McCleskey vs. Houston.....	1998
	35	Michael Warren II at UCLA.....	2018

Rushing Yards

1.	306	Bob Hynes vs. Case Western Reserve.....	1923
2.	282	Daryl Royal vs. Miami (OH).....	1996
3.	267	Clem Turner vs. Kansas State.....	1966
4.	266	Steve Cowan vs. Ohio.....	1970
5.	259	Reggie Taylor vs. Miami (OH).....	1986
6.	238	Richard Hall vs. Miami (OH).....	2004
7.	234	DeMarco McCleskey vs. ECU.....	1998
8.	233	David Small vs. Kent State.....	1992
9.	219	David Small vs. Middle Tennessee State.....	1991
10.	213	Isaiah Pead vs. Rutgers.....	2010

Rushing Touchdowns

1.	6	Ike Stewart vs. Transylvania.....	1912
	6	Bob Heuck vs. Transylvania.....	1912
3.	4	six times, last by Jerome Ford vs. UCF.....	2021
		and Isaiah Pead vs. Rutgers.....	2010

Three Backs with 100+ Yards in a Game

1970	vs. Xavier	Albert Johnson.....	130
		Dick James.....	119
		Steve Cowan.....	105

Two Backs with 100+ Yards in a Game

2018	vs. ECU	Charles McClelland.....	114
		Tavion Thomas.....	106
	vs. AAMU	Tavion Thomas.....	141
		Charles McClelland.....	121
2015	vs. UConn	Hosey Williams.....	140
		Mike Boone.....	117
2014	at Tulane	Rod Moore.....	124
		Mike Boone.....	113
2003	vs. ECU	Derrick Eddington.....	138
		Richard Hall.....	117
1991	at Kent State	Vince Powell.....	121
		David Small.....	118
1991	at Louisville	Vince Powell.....	140
		David Small.....	111
1985	at Louisville	Reggie Taylor.....	126
		Robert Williams.....	100
1977	vs. Tulsa	Gus Tucker.....	143
		Bob Massong.....	101
1966	vs. Kansas State	Clem Turner.....	267
		Tony Jackson.....	118
1964	vs. Tulsa	Brig Owens.....	163
		Al Nelson.....	106

RUSHING

SEASON RECORDS

Rushing Attempts

1.	315	DeMarco McCleskey.....	2002
2.	264	Reggie Taylor.....	1985
3.	261	Michael Warren II.....	2019
4.	256	Reggie Taylor.....	1986
5.	246	James Bettis.....	1981
6.	244	Michael Warren II.....	2018
7.	243	George Winn.....	2012
8.	239	Steve Cowan.....	1970
9.	237	Isaiah Pead.....	2011
10.	233	Allen Harvin.....	1978

Rushing Yards

1.	1,361	DeMarco McCleskey.....	2002
2.	1,334	George Winn.....	2012
3.	1,329	Michael Warren II.....	2018
4.	1,325	Reggie Taylor.....	1986
5.	1,319	Jerome Ford.....	2021
6.	1,283	Allen Harvin.....	1978
7.	1,265	Michael Warren II.....	2019
8.	1,259	Isaiah Pead.....	2011
9.	1,245	Robert Cooper.....	1999
10.	1,226	James Bettis.....	1981

Rushing Average (Minimum 50 Attempts)

1.	8.77	Dick Goist.....	1953
2.	7.70	Charles McClelland.....	2018
3.	7.62	Joe Miller.....	1953
4.	7.54	Jim Niemann.....	1954
5.	7.20	Mike Boone.....	2015
6.	7.05	Roger Stephens.....	1947
7.	6.70	Isaiah Pead.....	2010
8.	6.60	Isaiah Pead.....	2010
9.	6.40	Mike Boone.....	2014
10.	6.34	Dolph Banks.....	1965

Rushing Touchdowns

1.	19	Jerome Ford.....	2021
	19	Michael Warren II.....	2018
3.	17	David Small.....	1993
4.	15	DeMarco McCleskey.....	2002
5.	14	Michael Warren II.....	2019
6.	13	George Winn.....	2012
	13	Al Nelson.....	1964
8.	12	Isaiah Pead.....	2011
9.	11	six times, last by DeMarco McCleskey.....	1998

100-Yard Games

1.	8	Reggie Taylor.....	1986
2.	7	Michael Warren II.....	2018 / 2019
	7	James Bettis.....	1981
	7	Allen Harvin.....	1978
4.	6	seven times, last by George Winn.....	2012

Consecutive 100-Yard Games

1.	5	Allen Harvin.....	1978
	5	James Bettis.....	1980
	5	Reggie Taylor.....	1986
	5	David Small.....	1993
5.	4	six times, last by Michael Warren II.....	2018

RUSHING

CAREER RECORDS

Rushing Attempts

1.	876	Reggie Taylor.....	1983-86
2.	777	DeMarco McCleskey.....	1998, 2000-02
3.	630	David Small.....	1991-93
4.	593	Allen Harvin.....	1978-82
5.	561	Robert Cooper.....	1996-99
6.	559	Michael Warren II.....	2017-19
7.	545	Isaiah Pead.....	2008-11
8.	533	James Bettis.....	1978-81
9.	502	Desmond Ridder.....	2018-21
10.	495	Al Johnson.....	1969-71

Rushing Yards

1.	4,242	Reggie Taylor.....	1983-86
2.	3,487	DeMarco McCleskey.....	1998, 2000-02
3.	3,288	Isaiah Pead.....	2008-11
4.	2,998	Allen Harvin.....	1978-82
5.	2,963	David Small.....	1991-93
6.	2,918	Michael Warren II.....	2017-19
7.	2,786	Robert Cooper.....	1996-99
8.	2,498	James Bettis.....	1978-81
9.	2,250	Mike Boone.....	2014-17
10.	2,223	Al McKinney.....	1985-88

Rushing Average (Min. 150 Attempts)

1.	6.65	Roger Stephens.....	1946-48
2.	6.28	Jerome Ford.....	2020-21
3.	6.12	Charles McClelland.....	2018-22
4.	6.07	Dom Del Bene.....	1951-53
5.	6.00	Isaiah Pead.....	2008-11
6.	5.72	Joe Miller.....	1953-55
7.	5.60	Gerrid Doaks.....	2016-
8.	5.52	Bill Bailey.....	1963-65
9.	5.40	Mike Boone.....	2014-17
10.	5.33	George Winn.....	2009-12

Rushing Touchdowns

1.	37	DeMarco McCleskey.....	1998, 2000-02
2.	34	Michael Warren II.....	2017-19
3.	31	David Small.....	1991-93
4.	28	Desmond Ridder.....	2018-21
5.	27	Jerome Ford.....	2020-21
	27	Isaiah Pead.....	2008-11
7.	25	Reggie Harrison.....	1971-73
8.	24	Mike Boone.....	2014-17
	24	Reggie Taylor.....	1983-86
10.	22	Bob Heuck.....	1910-12

300-Yard Games

1.	1	Bob Hynes.....	1923
----	---	----------------	------

200-Yard Games

1.	4	David Small.....	1991-93
2.	2	Robert Cooper.....	1999
3.	1	10 tied, last by Mike Boone (212).....	2014

100-Yard Games

1.	21	Reggie Taylor.....	1983-86
2.	14	Michael Warren II.....	2017-19
	14	DeMarco McCleskey.....	1998, 2000-02
	14	David Small.....	1991-93
5.	13	James Bettis.....	1978-81
6.	12	Allen Harvin.....	1978-82
7.	11	Isaiah Pead.....	2008-11
8.	9	Robert Cooper.....	1996-99
	9	Al McKinney.....	1985-88
9.	7	Four tied, last by Michael Warren II.....	2017-19

OFFENSIVE RECORDS - PASSING

PASSING
GAME RECORDS

Passing Attempts

1.	59	Deontey Kenner vs. Southern Miss.	1999
2.	57	Gunner Kiel at Miami (Fla.)	2014
3.	56	Hayden Moore at UConn	2016
	56	Greg Cook vs. Ohio	1968
5.	53	Hayden Moore at Memphis	2015
	53	Zach Collaros vs. USF	2010

Passing Completions

1.	35	Deontey Kenner vs. Southern Miss.	1999
	35	Greg Cook vs. Ohio	1968
3.	33	Desmond Ridder at SMU	2018
4.	32	Tony Pike vs. Illinois	2009
5.	31	Desmond Ridder at USF	2021
	31	Hayden Moore at Memphis	2015
	31	Gunner Kiel at Miami (Fla.)	2014
	31	Gino Guidugli vs. Army	2001
	31	Greg Cook vs. Miami (OH)	1968

Passing Yards

1.	557	Hayden Moore at Memphis	2015
2.	554	Greg Cook vs. Ohio	1968
3.	523	Gunner Kiel at Houston	2015
4.	480	Zach Collaros vs. Connecticut	2009
5.	463	Zach Collaros vs. USF	2010
6.	436	Gunner Kiel vs. ECU	2014
7.	431	Ben Mauk vs. Syracuse	2007
8.	427	Gunner Kiel vs. Temple	2015
	418	Gunner Kiel vs. Toledo	2014
10.	407	Deontey Kenner vs. Southern Miss.	1999
	407	Greg Cook vs. Miami (OH)	1968

Passing Touchdowns

1.	6	Gunner Kiel vs. Toledo	2014
	6	Tony Pike vs. Illinois	2009
3.	5	Emory Jones vs. ECU	2023
	5	Gunner Kiel vs. UCF	2015
	5	Zach Collaros at Louisville	2010
	5	Gino Guidugli vs. Southern Miss.	2004
7.	4	25 times, last by Desmond Ridder vs. Miami (OH)	2021

Pass Interceptions

1.	6	Mike Shoemaker vs. Xavier	1972
----	---	---------------------------	------

PASSING
SEASON RECORDS

Passing Attempts

1.	472	Gino Guidugli	2002
2.	425	Gino Guidugli	2003
3.	411	Greg Cook	1968
4.	390	Gunner Kiel	2014
5.	386	Ben Mauk	2007
6.	383	Zach Collaros	2010
7.	379	Deontey Kenner	1999
8.	369	Danny McCoin	1986
9.	360	Brendon Kay	2013
10.	350	Troy Bodine	1984

Passing Completions

1.	258	Gino Guidugli	2002
2.	251	Desmond Ridder	2021
3.	247	Brendon Kay	2013
4.	237	Danny McCoin	1986
5.	235	Ben Mauk	2007
6.	233	Gunner Kiel	2014
7.	227	Gino Guidugli	2003
8.	225	Zach Collaros	2010
9.	219	Greg Cook	1968
10.	213	Ben Bryant	2022

PASSING
SEASON RECORDS (CONT.)

Passing Yards

1.	3,543	Gino Guidugli	2002
2.	3,334	Desmond Ridder	2021
3.	3,272	Greg Cook	1968
4.	3,254	Gunner Kiel	2014
5.	3,121	Brendon Kay	2013
	3,121	Ben Mauk	2007
7.	2,902	Zach Collaros	2010
8.	2,831	Danny McCoin	1986
9.	2,777	Gunner Kiel	2015
10.	2,731	Ben Bryant	2022

Passing Completion Percentage (Min. 100 Att.)

1.	.750	Zach Collaros	2009
2.	.686	Brendon Kay	2013
3.	.652	Gunner Kiel	2015
4.	.649	Desmond Ridder	2021
5.	.642	Danny McCoin	1986
6.	.630	Brendon Kay	2012
7.	.626	Eric Vibberts	1994
8.	.624	Desmond Ridder	2018
9.	.624	Tony Pike	2009
10.	.614	Gino Guidugli	2004
	.614	Tony Pike	2008

Passing Yards per Completion (Min. 50 Completions)

1.	18.74	Albert Johnson	1969
2.	16.22	Gene Rossi	1951
3.	15.59	Gene Rossi	1952
4.	15.42	Zach Collaros	2009
5.	15.07	Greg Cook	1967
6.	14.98	Mike Murphy	1954
7.	14.97	Tom O'Malley	1949
8.	14.94	Greg Cook	1968
9.	14.92	Brendon Kay	2012
10.	14.71	Gene Rossi	1950

Passing Efficiency (Min. 100 Attempts)

1.	195.53	Zach Collaros	2009
2.	163.07	Brendon Kay	2012
3.	158.70	Desmond Ridder	2021
4.	155.50	Brendon Kay	2013
5.	151.89	Gunner Kiel	2015
6.	151.85	Nick Davila	2006
7.	150.64	Ben Mauk	2007
8.	149.82	Tony Pike	2009
9.	149.74	Gene Rossi	1952
10.	149.39	Gunner Kiel	2014

Passing Touchdowns

1.	31	Gunner Kiel	2014
	31	Ben Mauk	2007
3.	30	Desmond Ridder	2021
4.	29	Tony Pike	2009
5.	26	Zach Collaros	2010
	26	Gino Guidugli	2004
7.	25	Greg Cook	1968
8.	22	Brendon Kay	2013
	22	Gino Guidugli	2002
10.	21	Ben Bryant	2022

Pass Interceptions

1.	21	Gino Guidugli	2002
2.	20	Troy Bodine	1984
3.	19	Eric Vibberts	1995
4.	17	Greg Cook	1968
5.	16	Lance Harp	1992

PASSING
SEASON RECORDS (CONT.)

Passing Touchdown-Interception Margin

1.	+23	Tony Pike	2009
2.	+22	Desmond Ridder	2021
	+22	Ben Mauk	2007
4.	+18	Gunner Kiel	2014
	+18	Gino Guidugli	2004

PASSING
CAREER RECORDS

Passing Attempts

1.	1,556	Gino Guidugli	2001-04
2.	1,304	Desmond Ridder	2018-21
3.	954	Hayden Moore	2015-18
4.	922	Deontey Kenner	1997-2000
5.	899	Danny McCoin	1984-87
6.	833	Gunner Kiel	2014-16
7.	788	Lance Harp	1991-93
8.	783	Zach Collaros	2008-11
9.	682	Tony Pike	2007-09
10.	658	Danny Barrett	1980-82

Passing Completions

1.	880	Gino Guidugli	2001-04
2.	810	Desmond Ridder	2018-21
3.	545	Hayden Moore	2015-18
4.	544	Danny McCoin	1984-87
5.	505	Gunner Kiel	2014-16
6.	498	Deontey Kenner	1997-2000
7.	485	Zach Collaros	2008-11
8.	421	Tony Pike	2007-09
9.	397	Lance Harp	1991-93
10.	388	Dustin Grutza	2005-08

Completion Percentage (Min. 200 Att.)

1.	.654	Brendon Kay	2009-13
2.	.624	Zach Collaros	2008-10
3.	.621	Desmond Ridder	2018-21
4.	.617	Tony Pike	2007-09
5.	.615	Ben Bryant	2018-20, 2022
6.	.609	Ben Mauk	2007
7.	.606	Gunner Kiel	2014-16
8.	.605	Danny McCoin	1984-87
9.	.601	Dustin Grutza	2005-08
10.	.571	Hayden Moore	2015-18

Passing Yards

1.	11,453	Gino Guidugli	2001-04
2.	10,239	Desmond Ridder	2018-21
3.	6,835	Gunner Kiel	2014-16
4.	6,801	Danny McCoin	1984-87
5.	6,518	Hayden Moore	2015-18
6.	6,278	Zach Collaros	2008-11
	6,278	Deontey Kenner	1997-2000
8.	5,018	Tony Pike	2007-09
9.	4,906	Greg Cook	1966-68
10.	4,803	Lance Harp	1991-93

Passing Yards Per Completion (Min. 100 Comp.)

1.	16.18	Mike Murphy	1953-55
2.	15.86	Albert Johnson	1969-71
3.	15.58	Gene Rossi	1949-52
4.	14.78	Greg Cook	1966-68
5.	14.38	Tom O'Malley	1947-49
6.	14.33	Brig Owens	1963-64
7.	13.84	Tony Kapetanias	1977-79
8.	13.82	Chad Plummer	1995-98
9.	13.59	Zach Collaros	2008-10

OFFENSIVE RECORDS - PASSING & RECEIVING

PASSING

CAREER RECORDS (CONT.)

Touchdown Passes

1.	87	Desmond Ridder	2018-21
2.	78	Gino Guidugli	2001-04
3.	56	Gunner Kiel	2014-16
4.	51	Zach Collaros	2008-10
5.	49	Tony Pike	2007-09
6.	42	Hayden Moore	2015-18
7.	39	Danny McCoin	1984-87
8.	37	Gene Rossi	1949-52
9.	34	Greg Cook	1966-68
10.	32	Brendon Kay	2009-13

Pass Interceptions

1.	48	Gino Guidugli	2001-04
2.	37	Deontey Kenner	1997-2000
	37	Danny Barrett	1979-82
4.	35	Greg Cook	1966-68
5.	34	Gene Rossi	1949-52
	34	Tony Kapetanis	1977-79
7.	33	Lance Harp	1991-93
8.	28	Desmond Ridder	2018-21
	28	Hayden Moore	2015-18
	28	Troy Bodine	1983-84
	28	Henry Miller	1973-76

Passing Touchdown-Interception Margin

1.	+59	Desmond Ridder	2018-21
2.	+30	Gino Guidugli	2001-04
	+30	Gunner Kiel	2014-16
4.	+29	Tony Pike	2007-09
5.	+22	Ben Mauk	2007
6.	+20	Zach Collaros	2008-10

Consecutive 250+ Yard Passing Games

1.	8	Greg Cook	1968
2.	7	Brendon Kay	2013

RECEIVING

GAME RECORDS

Receptions

1.	15	Shaq Washington at ECU	2015
2.	13	Tom Rossley vs. Wichita State	1968
	13	Jon Olinger vs. Miami (OH)	2002
4.	12	Seven times, last by Kahlil Lewis at SMU	2018

Receiving Yards

1.	254	Tom Rossley vs. Louisville	1968
2.	240	Jon Olinger vs. Miami (OH)	2002
3.	221	Chris Moore at Ohio State	2014
	212	Jim O'Brien vs. Ohio	1968
4.	210	Marcus Barnett vs. West Virginia	2007
5.	203	Kahlil Lewis vs. ECU	2018
6.	196	Jim O'Brien vs. Tampa	1968

Receiving Touchdowns

1.	3	Tyler Scott vs. Indiana	2022
	3	Kahlil Lewis vs. ECU	2016
	3	Chris Moore at Ohio State	2014
	3	Armon Binns at Louisville	2010
	3	Marcus Barnett vs. Syracuse	2007
	3	Hannibal Thomas vs. Southern Miss.	2004
	3	Jon Olinger at ECU	2002
	3	Deno Foster at Louisville	1983
	3	Jim O'Brien vs. Tampa	1968

RECEIVING

SEASON RECORDS

Receptions

1.	90	Shaq Washington	2015
2.	87	Mardy Gilyard	2009
3.	84	Dominick Goodman	2008
4.	81	Mardy Gilyard	2008
5.	80	Tom Rossley	1968*
6.	75	Armon Binns	2010
	75	Shaq Washington	2013
8.	73	LaDaris Vann	2001
9.	71	LaDaris Vann	2002
10.	68	Dominick Goodman	2007

*-10 game season

Receiving Yards

1.	1,276	Mardy Gilyard	2008
2.	1,191	Mardy Gilyard	2009
3.	1,114	Jon Olinger	2002
4.	1,107	Jim O'Brien	1968*
5.	1,101	Armon Binns	2010
6.	1,072	Tom Rossley	1968*
7.	1,028	Dominick Goodman	2008
	1,028	Hannibal Thomas	2004
9.	982	Shaq Washington	2015
	908	Anthony McClung	2013

*-10 game season

Yards Per Reception (Min. 20 Rec.)

1.	25.16	Jim O'Brien	1968*
2.	22.40	Chris Moore	2014
3.	21.80	Chris Moore	2015
4.	21.75	Jason Stargel	1985
5.	21.25	Jason Stargel	1983
6.	21.04	Jim O'Brien	1969
7.	20.62	Jon Olinger	2002
8.	19.67	Aaron Hagans	1979
9.	19.48	Anthony Ladd	1996
10.	19.46	Robert Tate	1995

*-10 game season

RECEIVING

SEASON RECORDS (CONT.)

Touchdown Receptions

1.	13	Marcus Barnett	2007
2.	12	Jim O'Brien	1968*
3.	11	Armon Binns	2009
	11	Mardy Gilyard	2009
	11	Mardy Gilyard	2008
6.	10	Armon Binns	2010
7.	9	Tyler Scott	2022
	9	Kahlil Lewis	2018
	9	Chris Moore	2013
	9	Hannibal Thomas	2004
	9	Jim Kelly	1950

*-10 game season

RECEIVING

CAREER RECORDS

Receptions

1.	240	Shaq Washington	2010-15
2.	204	Mardy Gilyard	2005; 2007-09
	204	Dominick Goodman	2005-08
	204	LaDaris Vann	1999-2002
5.	168	Kahlil Lewis	2015-18
6.	159	D.J. Woods	2008-11
7.	138	Armon Binns	2007-10
8.	135	Tye Keith	1999-2002
9.	127	Marcus Barnett	2007-10
10.	125	Marlon Pearce	1990-92

Receiving Yards

1.	3,003	Mardy Gilyard	2005; 2007-09
2.	2,563	Shaq Washington	2010-15
3.	2,512	Dominick Goodman	2005-08
4.	2,483	LaDaris Vann	1999-2002
5.	2,301	Chris Moore	2012-15
6.	2,285	Jim O'Brien	1967-69
7.	2,156	D.J. Woods	2008-11
8.	2,116	Kahlil Lewis	2018
9.	2,096	Marlon Pearce	1990-92
10.	2,088	Jason Stargel	1982-86

Yards Per Reception (Min. 50 Rec.)

1.	21.9	Jim O'Brien	1967-69
2.	19.7	Mekale McKay	2013-15
	19.7	Jason Stargel	1982-86
4.	19.3	Chris Moore	2012-15
5.	18.7	Jon Olinger	1999-2002
6.	18.4	Glen Dillhoff	1951-54
7.	18.1	Denny Jackson	1968-69
8.	17.5	Alec Pierce	2018-21
9.	17.1	Deno Foster	1981-84
10.	16.9	Dick Jarvis	1950-51

Touchdown Receptions

1.	26	Chris Moore	2012-15
2.	25	Mardy Gilyard	2005; 2007-09
3.	22	Dominick Goodman	2005-08
4.	21	Kahlil Lewis	2015-18
	21	Armon Binns	2007-10
	21	Jim O'Brien	1967-69

Consecutive Games With A Reception

1.	46	LaDaris Vann	1999-2002
2.	39	Shaq Washington	2010-15
3.	33	Jason Stargel	1982-86
4.	32	Dominick Goodman	2005-08
5.	27	Tye Keith	2000-02
	26	Jon Olinger	2001-02

OFFENSIVE RECORDS - ALL-PURPOSE & SCORING

ALL-PURPOSE YARDS (Rushing, Receiving and Returns) GAME RECORDS

Game

1.	381	Mardy Gilyard at Pittsburgh.....	2009
2.	365	Mardy Gilyard at Oklahoma.....	2008
3.	333	Robert Tate at Kansas.....	1995
4.	316	Robert Tate vs. Toledo.....	1995
5.	306	Bob Hynes vs. Case-Western Reserve.....	1923
6.	303	Mardy Gilyard vs. Connecticut.....	2009
7.	294	Clem Turner vs. Kansas State.....	1966
8.	291	D.J. Woods vs. Rutgers.....	2010
	288	Reggie Taylor vs. Miami (OH).....	1986
10.	283	D.J. Woods, vs. Oklahoma.....	2010
	283	LaDaris Vann at ECU.....	1999

Season

1.	2,690	Mardy Gilyard.....	2009
2.	2,280	Mardy Gilyard.....	2008
3.	1,859	D.J. Woods.....	2010
4.	1,729	DeMarco McCleskey.....	2002
5.	1,685	Robert Tate.....	1995
6.	1,652	Isaiah Pead.....	2011
7.	1,643	Reggie Taylor.....	1986
8.	1,572	Roger Stephens.....	1947
9.	1,561	Kahlil Lewis.....	2018
10.	1,539	Jerome Ford.....	2021

Career

1.	5,945	Mardy Gilyard.....	2005-09
2.	5,322	Reggie Taylor.....	1983-86
3.	4,113	DeMarco McCleskey.....	1998, 2000-02
4.	4,104	Isaiah Pead.....	2008-11
5.	4,036	Al McKinney.....	1985-88
6.	3,799	Michael Warren II.....	2017-19
7.	3,738	Dominick Goodman.....	2005-08
8.	3,663	Allen Harvin.....	1978-82
9.	3,542	Robert Cooper.....	1996-99
10.	3,405	DJ Woods.....	2008-11

TOTAL OFFENSE (Passing and Rushing) GAME RECORDS

Total Plays

1.	67	Desmond Ridder at SMU.....	2018
2.	65	Zach Collaros vs. Connecticut.....	2010
3.	64	Ben Mauk vs. Southern Miss.....	2007
	64	Greg Cook vs. Ohio.....	1968
5.	63	Zach Collaros vs. USF.....	2010
6.	62	Deontey Kenner at Southern Miss.....	1999
7.	60	Deontey Kenner at Ohio State.....	1999
8.	59	Gino Guidugli vs. UAB.....	2004
9.	58	Gino Guidugli vs. Ohio State.....	2002
	58	Deontey Kenner vs. Troy.....	1999

Total Yards

1.	564	Hayden Moore at Memphis.....	2015
2.	555	Zach Collaros vs. Connecticut.....	2009
3.	525	Greg Cook vs. Ohio.....	1968
4.	490	Zach Collaros vs. USF.....	2010
5.	436	Ben Mauk vs. Syracuse.....	2007
6.	426	Deontey Kenner at Southern Miss.....	1999
7.	410	Zach Collaros at USF.....	2011
8.	412	Bob Hynes vs. Case-Western Reserve.....	1923
9.	407	Deontey Kenner at Ohio State.....	1999
10.	404	Gino Guidugli vs. Louisville.....	2003

ALL-PURPOSE YARDS (Rushing, Receiving and Returns) SEASON RECORDS

Total Plays

1.	541	Gino Guidugli.....	2002
2.	507	Greg Cook.....	1968
3.	504	Zach Collaros.....	2011
4.	501	Gino Guidugli.....	2003
5.	497	Desmond Ridder.....	2021
6.	486	Ben Mauk.....	2007
7.	469	Desmond Ridder.....	2019
8.	460	Desmond Ridder.....	2018
9.	453	Gunner Kiel.....	2014
10.	439	Danny McCain.....	1986

Total Yards

1.	3,699	Desmond Ridder.....	2021
2.	3,570	Gino Guidugli.....	2002
3.	3,498	Ben Mauk.....	2008
4.	3,396	Gunner Kiel.....	2014
5.	3,210	Greg Cook.....	1968
6.	3,104	Zach Collaros.....	2011
7.	3,028	Desmond Ridder.....	2018
8.	2,874	Hayden Moore.....	2017
9.	2,870	Gino Guidugli.....	2003
10.	2,814	Desmond Ridder.....	2019

ALL-PURPOSE YARDS (Rushing, Receiving and Returns) CAREER RECORDS

Total Plays

1.	1,806	Desmond Ridder.....	2018-21
2.	1,791	Gino Guidugli.....	2001-04
3.	1,179	Hayden Moore.....	2015-18
4.	1,091	Danny McCain.....	1984-87
5.	1,051	Zach Collaros.....	2008-11
6.	1,035	Deontey Kenner.....	1997-2000
7.	955	Lance Harp.....	1991-93
8.	935	Gunner Kiel.....	2014-16
9.	892	Danny Barrett.....	1979-82
10.	869	Dustin Grutza.....	2005-08

Total Yards

1.	12,418	Desmond Ridder.....	2018-21
2.	11,661	Gino Guidugli.....	2001-04
3.	7,000	Gunner Kiel.....	2014-16
4.	7,087	Zach Collaros.....	2008-11
5.	7,021	Hayden Moore.....	2015-18
6.	6,558	Deontey Kenner.....	1997-2000
7.	6,210	Danny McCain.....	1984-87
8.	5,018	Tony Pike.....	2007-09
9.	4,909	Lance Harp.....	1991-93
10.	4,760	Greg Cook.....	1965-68

TOUCHDOWNS GAME RECORDS

Touchdowns

1.	8	Ike Stewart vs. Transylvania.....	1912
2.	6	Bob Heuck vs. Transylvania.....	1912
3.	5	Isaiah Pead vs. Rutgers.....	2010
4.	4	Jerome Ford vs. UCF.....	2021
	4	Michael Warren II vs. USF.....	2018
	4	DeMarco McCleskey at Arkansas State.....	1998
	4	DeMarco McCleskey vs. Houston.....	1998
	4	David Small vs. Houston.....	1993
	4	David Small vs. Kent State.....	1993

TOUCHDOWNS SEASON RECORDS

Touchdowns

1.	20	Jerome Ford.....	2021
	20	Michael Warren II.....	2018
3.	17	DeMarco McCleskey.....	2002
	17	David Small.....	1993
5.	16	Michael Warren II.....	2019
6.	15	Isaiah Pead.....	2011
	15	Ed Kovac.....	1959
8.	14	Marcus Barnett.....	2007
9.	13	George Winn.....	2012
	13	Mardy Gilyard.....	2009
	13	Mardy Gilyard.....	2008
	13	Al Nelson.....	1964

TOUCHDOWNS CAREER RECORDS

Touchdowns

1.	41	DeMarco McCleskey.....	1998, 2000-02
2.	37	Michael Warren II.....	2017-19
3.	33	David Small.....	1991-93
4.	27	Reggie Harrison.....	1971-73
5.	33	Isaiah Pead.....	2008-11
6.	31	Mardy Gilyard.....	2005-09
7.	28	Desmond Ridder.....	2018-21
8.	27	Jerome Ford.....	2020-21
9.	26	Chris Moore.....	2012-15
	26	Reggie Taylor.....	1983-86
	26	Bob Heuck.....	1910-12

POINTS GAME RECORDS

Total Points

1.	51	Ike Stewart vs. Transylvania.....	1912
2.	36	Bob Heuck vs. Transylvania.....	1912
3.	25	Jim O'Brien vs. Louisville.....	1968

POINTS SEASON RECORDS

Total Points

1.	142	Jim O'Brien.....	1968
2.	120	Jerome Ford.....	2021
	120	Michael Warren II.....	2018
4.	112	Andrew Gantz.....	2015
5.	104	Jonathan Ruffin.....	2000
6.	102	Tony Miliano.....	2012
	102	Jacob Rogers.....	2009
	102	DeMarco McCleskey.....	2002
	102	David Small.....	1993
10.	101	Ryan Coe.....	2022
	101	Jonathan Ruffin.....	2002

POINTS CAREER RECORDS

Total Points

1.	339	Jacob Rogers.....	2007-10
2.	315	Jonathan Ruffin.....	1999-2002
3.	248	DeMarco McCleskey.....	1998, 2000-02
4.	247	Jim O'Brien.....	1967-69
5.	226	Andrew Gantz.....	2014-17
6.	222	Michael Warren II.....	2017-19
	203	Steve Schultz.....	1976-79
8.	202	Eric Richards.....	1994-97
9.	200	Tony Miliano.....	2011-14
10.	198	Isaiah Pead.....	2008-11
	198	David Small.....	1991-93

SPECIAL TEAMS RECORDS - KICKING

KICKING

GAME RECORDS

Extra Points Made

1.	12	Alonzo Weiss vs. Transylvania.....	1912
2.	9	Carter Brown vs. EKU.....	2023
	9	Ryan Coe vs. Kennesaw State.....	2022
	9	Cole Smith vs. Alabama A&M.....	2018
	9	Jacob Rogers vs. Rutgers.....	2010
	9	Steve Schultz vs. Louisiana-Monroe	1977
7.	8	Cole Smith vs. UCF.....	2021
	8	Cole Smith vs. ECU.....	2018

Field Goals Made

1.	5	Ryan Coe at SMU.....	2022
	4	10 times, last by Andrew Gantz at Memphis.....	2015

KICKING

SEASON RECORDS

Extra Points Made

1.	63	Jacob Rogers.....	2009
2.	54	Cole Smith.....	2018
3.	52	Andrew Gantz.....	2014
4.	51	Sam Crosa.....	2019
	51	Tony Miliano.....	2012
	51	Jacob Rogers.....	2007
7.	49	Andrew Gantz.....	2015
8.	47	Tony Miliano.....	2011
9.	44	Ryan Coe.....	2022
	44	Jonathan Ruffin.....	2002

Extra Points Attempted

1.	68	Jacob Rogers.....	2009
2.	56	Cole Smith.....	2018
3.	54	Andrew Gantz.....	2014
	54	Jacob Rogers.....	2007
5.	53	Tony Miliano.....	2012
6.	51	Sam Crosa.....	2019
7.	50	Andrew Gantz.....	2015
	50	Tony Miliano.....	2011
9.	46	Jonathan Ruffin.....	2002
10.	44	Ryan Coe.....	2022

Extra Point Percentage (min. 20 att.)

1.	1.000	10 times, last by Ryan Coe (44-of-44).....	2022
----	-------	--	------

Field Goals Made

1.	26	Jonathan Ruffin.....	2000
2.	21	Andrew Gantz.....	2015
3.	19	Ryan Coe.....	2022
	19	Jonathan Ruffin.....	2002
5.	18	Kevin Lovell.....	2006
6.	17	Tony Miliano.....	2012
	17	Tony Miliano.....	2011
	17	Tom Dallen.....	1993
9.	16	Andrew Gantz.....	2014
	16	Jacob Rogers.....	2008
	16	Eric Richards.....	1995

Field Goals Attempted

1.	29	Jonathan Ruffin.....	2000
2.	28	Steve Schultz.....	1976
3.	27	Andrew Gantz.....	2015
	25	Tony Miliano.....	2011
	25	Jim O'Brien.....	1968
6.	24	Eric Richards.....	1995
7.	23	Ryan Coe.....	2022
	23	Jake Rogers.....	2008
	23	Kevin Lovell.....	2006
10.	22	Tony Miliano.....	2012
	22	Jonathan Ruffin.....	2002
	22	Tom Dallen.....	1993
	22	Dan Shepherd.....	1975

KICKING

SEASON RECORDS (CONT.)

Field Goal Percentage

1.	.909	Chris Manfredini (10-of-11).....	2003
2.	.897	Jonathan Ruffin (26-of-29).....	2000
3.	.864	Jonathan Ruffin (19-of-22).....	2002
4.	.826	Ryan Coe (19-of-23).....	2022
5.	.800	Andrew Gantz (16-of-20).....	2014

Consecutive Games with a Field Goal

1.	11	Jonathan Ruffin.....	2000
2.	10	David Rowe.....	1991
3.	8	Andrew Gantz.....	2015
	8	Jonathan Ruffin.....	2002

Points Scored By Kicking

1.	112	Andrew Gantz.....	2015
	104	Jonathan Ruffin.....	2000
3.	102	Tony Miliano.....	2012
	102	Jacob Rogers.....	2009
5.	101	Ryan Coe.....	2022
	101	Jonathan Ruffin.....	2002
6.	100	Andrew Gantz.....	2014

KICKING

CAREER RECORDS

Extra Points Made

1.	186	Jacob Rogers.....	2007-10
2.	136	Cole Smith.....	2018-21
3.	129	Jonathan Ruffin.....	1999-2002
4.	109	Andrew Gantz.....	2014-17
5.	98	Tony Miliano.....	2011-14
	98	Steve Schultz.....	1976-79
7.	85	Kevin Lovell.....	2004-06
8.	79	Eric Richards.....	1994-97
9.	76	Phil Insalaco.....	1986-88
10.	61	Jim O'Brien.....	1967-69

Extra Points Attempted

1.	195	Jacob Rogers.....	2007-10
2.	141	Cole Smith.....	2018-21
3.	134	Jonathan Ruffin.....	1999-2002
4.	113	Andrew Gantz.....	2014-17
5.	103	Tony Miliano.....	2011-14
	103	Steve Schultz.....	1976-79
7.	86	Kevin Lovell.....	2004-06
8.	81	Eric Richards.....	1994-97
9.	79	Phil Insalaco.....	1986-88
10.	68	Jim O'Brien.....	1967-69

Extra Point Percentage (Min. 30 Att.)

1.	1.000	Ryan Coe (44-of-44).....	2022
	1.000	Sam Crosa (51-of-51).....	2019
3.	.988	Kevin Lovell (85-of-86).....	2004-06
4.	.978	Eric Richards (89-of-91).....	1994-97
5.	.974	Mike Morton (37-of-38).....	1983-84

Consecutive Extra Points Made

1.	82	Kevin Lovell.....	2004-06
2.	78	Andrew Gantz.....	2014-15
	65	Jonathan Ruffin.....	2000-2002
4.	64	Jacob Rogers.....	2008-09
5.	63	Eric Richards.....	1994-97
6.	51	Sam Crosa.....	2019
7.	44	Ryan Coe.....	2022
8.	38	Phil Insalaco.....	1986-88
9.	37	Jacob Rogers.....	2007
10.	36	Mike Morton.....	1983-84

KICKING

CAREER RECORDS (CONT.)

Field Goals Made

1.	62	Jonathan Ruffin.....	1999-2002
2.	51	Jacob Rogers.....	2007-10
3.	41	Eric Richards.....	1994-97
4.	39	Andrew Gantz.....	2014-17
5.	35	Steve Schultz.....	1976-79
6.	34	Tony Miliano.....	2011-14
7.	33	Kevin Lovell.....	2004-06
8.	28	Phil Insalaco.....	1986-88
9.	25	Dan Shepherd.....	1973-75
10.	23	Tom Dallen.....	1993-94

Field Goals Attempted

1.	79	Jonathan Ruffin.....	1999-2002
2.	75	Jacob Rogers.....	2007-10
3.	68	Steve Schultz.....	1976-79
4.	62	Eric Richards.....	1994-97
5.	49	Andrew Gantz.....	2014-17
6.	47	Tony Miliano.....	2011-14
	47	Kevin Lovell.....	2004-06
8.	44	Jim O'Brien.....	1967-69
9.	41	Phil Insalaco.....	1986-88
	41	Sal Casola.....	1972-73

Field Goal Percentage (min. 20 attempts)

1.	.826	Ryan Coe (19-of-23).....	2022
2.	.785	Jonathan Ruffin (62-of-79).....	1999-2002
3.	.780	Andrew Gantz (39-of-50).....	2014-17
4.	.731	David Rowe (19-of-26).....	1990-91
5.	.723	Tony Miliano (34-of-47).....	2011-14
6.	.714	Dan Shepherd (25-of-35).....	1973-75
7.	.702	Kevin Lovell (33-of-47).....	2004-06
8.	.683	Phil Insalaco (28-of-41).....	1986-88
9.	.680	Jacob Rogers (51-of-75).....	2007-10
10.	.677	Jim Fogler (21-of-31).....	1981-83

Consecutive Field Goals Made

1.	13	Jake Rogers.....	2007-08
	13	Jonathan Ruffin.....	2002
3.	12	Andrew Gantz.....	2012
	12	Jonathan Ruffin.....	2000
5.	11	Kevin Lovell.....	2006
6.	10	Ryan Coe.....	2022
7.	8	Jonathan Ruffin.....	2001
	8	Eric Richards.....	1997
9.	7	Jonathan Ruffin.....	2000
	7	Phil Insalaco.....	1987
	7	Kevin Lovell.....	2005-06

Points Scored By Kicking

1.	339	Jacob Rogers.....	2007-10
2.	315	Jonathan Ruffin.....	1999-2002
3.	224	Andrew Gantz.....	2014-17
4.	203	Steve Schultz.....	1976-79
5.	202	Eric Richards.....	1994-97
6.	200	Tony Miliano.....	2011-14
7.	193	Cole Smith.....	2018-21
8.	184	Kevin Lovell.....	2004-06
9.	160	Phil Insalaco.....	1986-88
10.	121	Jim O'Brien.....	1967-69

Consecutive Games Scored In

1.	47	Jonathan Ruffin.....	1999-2002
2.	37	Jacob Rogers.....	2007-10
3.	28	Andrew Gantz.....	2014-15
4.	26	Tony Miliano.....	2011-2012
5.	24	Jim O'Brien.....	1968-69

SPECIAL TEAMS RECORDS - PUNTING & RETURNS

PUNTING GAME RECORDS

Punts

1.	13	Phil Peckich at Pittsburgh.....	1981
2.	12	four times, last by Steve Smith at Louisville.....	1996

Punting Yards

1.	510	Steve Smith at Louisville.....	1996
2.	502	Mike Connell vs. Arizona State.....	1976
3.	460	Clem Fennell at North Texas State.....	1970
4.	456	Doug Johnson at Boston College.....	1997
5.	452	Steve Smith at Virginia Tech.....	1995

Punting Average

1.	65.0	Mason Fletcher at SMU (3 punts).....	2022
2.	59.7	Pat O'Donnell vs NC State (3 punts).....	2011
	59.7	Kevin Huber vs. Marshall (3 punts).....	2007
4.	57.5	John Lloyd vs. USF (2 punts).....	2013
	55.0	John Lloyd vs. Temple (2 punts).....	2012

PUNTING SEASON RECORDS

Punts

1.	80	Phil Peckich.....	1981
2.	77	Jeff West.....	1974
3.	73	Jeff Jones.....	1990
4.	72	James Smith.....	2019
	72	Mike Connell.....	1976
5.	71	Clem Fennell.....	1972

Punting Yards

1.	3,192	Jeff West.....	1974
2.	3,155	Phil Peckich.....	1981
3.	3,095	Mike Connell.....	1976
	3,053	James Smith.....	2019
4.	2,913	Mason Fletcher.....	2022
5.	2,821	Jeff Jones.....	1990

Punting Average (Min. 25 Punts)

1.	46.90	Kevin Huber.....	2007
2.	46.60	James Smith.....	2018
3.	46.30	Sam Geraci.....	2015
4.	46.23	Mason Fletcher.....	2022
5.	45.00	Kevin Huber.....	2008

PUNTING CAREER RECORDS

Punts

1.	241	Chet Ervin.....	2002-05
2.	236	Jeff Blaylock.....	1991-94
3.	235	James Smith.....	2017-20
	235	Shaun Burdick.....	1983-86
5.	216	Jeff Jones.....	1987-90

Punting Yards

1.	10,245	James Smith.....	2017-20
2.	9,446	Chet Ervin.....	2002-05
3.	9,244	Shaun Burdick.....	1983-86
4.	9,008	Adam Wulfbeck.....	1998-2001
5.	8,711	Jeff Blaylock.....	1991-94

Punting Average (Min. 50 Punts)

1.	45.47	Kevin Huber.....	2005-08
2.	44.83	Mason Fletcher.....	2021-present
3.	43.60	James Smith.....	2017-20
4.	42.60	Pat O'Donnell.....	2010-12
5.	42.51	Mike Connell.....	1974-77

RETURNS GAME RECORDS

Kickoff Returns

1.	8	Mardy Gilyard at Pittsburgh.....	2009
	8	LaDaris Vann vs. ECU.....	1999

Kickoff Return Yards

1.	256	Mardy Gilyard at Pittsburgh.....	2009
2.	246	Mardy Gilyard at Oklahoma.....	2008
3.	218	Roger Stephens vs. Dayton.....	1947
4.	207	Mardy Gilyard vs. Florida.....	2010
5.	192	Keith Jenkins vs. Houston.....	1975

Kickoff Returns For Touchdowns

1.	1	Accomplished 23 times; last by Thompson vs ECU (2022)	
----	---	---	--

Punt Returns

1.	7	three times, last by Mike Daniels vs. WCU.....	2005
----	---	--	------

Punt Return Yards

1.	161	Gene Gibson vs. Ohio.....	1949
2.	122	Tinker Keck vs. Louisville.....	1997
3.	103	Gene Gibson vs. Western Michigan.....	1949
4.	98	Errol Prisyb vs. North Texas State.....	1963
5.	97	Tinker Keck vs. Miami (OH).....	1997

Punt Return Touchdowns

1.	2	Tinker Keck vs. Louisville.....	1997
	2	Gene Gibson vs. Ohio.....	1949

RETURNS SEASON RECORDS

Kickoff Returns

1.	42	Mardy Gilyard.....	2009
2.	39	Ralph David Abernathy IV.....	2011
3.	36	Mardy Gilyard.....	2008
4.	33	Donald McKnight.....	1998
5.	32	Ralph David Abernathy IV.....	2012

Kickoff Return Yards

1.	1,281	Mardy Gilyard.....	2009
2.	1,034	Ralph David Abernathy IV.....	2011
3.	994	Mardy Gilyard.....	2008
4.	801	Ralph David Abernathy IV.....	2012
5.	652	Russell Cooper.....	1980

Kickoff Return Average (Min. 1.5 KOR/G)

1.	34.33	Robert Tate.....	1995
2.	31.50	Chris Hewitt.....	1993
3.	30.50	Mardy Gilyard.....	2009
4.	29.13	Keith Jenkins.....	1975
5.	27.73	Tom Marvaso.....	1974

Kickoff Returns For Touchdowns

1.	2	Mardy Gilyard.....	2008
----	---	--------------------	------

Punt Returns

1.	38	Tinker Keck.....	1997
	38	Charley Bland.....	1973
3.	37	Tom Marvaso.....	1975
4.	36	Tye Keith.....	2002
5.	35	LaDaris Vann.....	2001

Punt Return Yards

1.	577	Tinker Keck.....	1997
2.	438	Gene Gibson.....	1949
3.	342	Tom Marvaso.....	1974
4.	322	Gene Gibson.....	1950
5.	302	Charley Bland.....	1973

RETURNS SEASON RECORDS (CONT.)

Punt Return Average (Min. 10 Returns)

1.	20.86	Gene Gibson.....	1949
2.	20.12	Gene Gibson.....	1950
3.	19.82	Jack Delaney.....	1951
4.	17.36	Billy Hunter.....	1972
5.	16.23	Dom Del Bene.....	1951

Punt Return Touchdowns

1.	4	Tinker Keck.....	1997
2.	3	Gene Gibson.....	1949

RETURNS CAREER RECORDS

Kickoff Returns

1.	93	Mardy Gilyard.....	2005-09
2.	87	Ralph David Abernathy IV.....	2011-14
3.	67	Tre Tucker.....	2019-22
4.	62	Brian Jenkins.....	1990-93
5.	55	Dominick Goodman.....	2005-07

Kickoff Returns Yards

1.	2,657	Mardy Gilyard.....	2005-09
2.	2,186	Ralph David Abernathy IV.....	2011-14
3.	1,670	Tre Tucker.....	2019-22
4.	1,506	Brian Jenkins.....	1990-93
5.	1,199	Dominick Goodman.....	2005-07

Kickoff Returns Average (Min. 25 KOR)

1.	28.60	Mardy Gilyard.....	2005-09
2.	28.54	Chris Hewitt.....	1993-95
3.	26.41	Robert Tate.....	1993-95
4.	25.10	Ralph David Abernathy IV.....	2011-14
5.	24.93	Tre Tucker.....	2019-22

Kickoff Returns For Touchdowns

1.	4	Mardy Gilyard.....	2005-09
2.	2	Tre Tucker.....	2019-22
	2	Mel Riggins.....	1970-71

Punt Returns

1.	73	Robert Tate.....	1993-96
	73	Tom Marvaso.....	1974-75
3.	70	Ryan Montgomery.....	2019-present
4.	68	Tinker Keck.....	1997-99
5.	60	Lamont Patterson.....	1979-82

Punt Return Yards

1.	804	Tinker Keck.....	1997-99
2.	760	Gene Gibson.....	1949-50
3.	684	Ryan Montgomery.....	2019-present
4.	637	Robert Tate.....	1993-96
5.	575	Tom Marvaso.....	1974-75

Punt Return Average

1.	20.54	Gene Gibson.....	1949-50
2.	14.33	Jack Delaney.....	1950-52
3.	11.82	Tinker Keck.....	1997-99
4.	11.80	Mardy Gilyard.....	2005-09
5.	10.57	Brian Jenkins.....	1990-92

Punt Return Touchdowns

1.	5	Gene Gibson.....	1949-50
2.	4	Tinker Keck.....	1997-99
3.	3	Joe Morrison.....	1956-58
4.	2	Tom Marvaso.....	1974-75
5.	1	Accomplished 16 times last by Gilyard (2009)	

DEFENSIVE RECORDS - TACKLES

TACKLES

GAME RECORDS

Total Tackles

1.	31	Karl Woods at South Carolina	1980
2.	24	Vaughn Booker vs. ECU	1987
3.	23	Brad Jackson vs. Boston College	1997
	23	Jerome Brinson vs. Oklahoma State	1987
5.	22	Sam Garnes vs. Vanderbilt	1994
	22	Jason Coppess vs. Bowling Green	1993
	22	Alex Gordon vs. Miami (OH)	1986
	22	Brad Nothacker vs. Penn State	1985
9.	21	Jack Bruscianelli vs. West Virginia	1989
	21	Mike Kelly vs. Rutgers	1987

Solo Tackles (Since 2001)

1.	12	Zach Edwards vs. ECU	2014
	12	Mike Mickens at Akron	2008
	12	Jamar Enzor at Memphis	2003
	12	Ivan Fields vs. Tulane	2001
5.	11	Walter Stewart vs. Syracuse	2010
6.	11	Haruki Nakamura at USF	2007
7.	11	Ryan Manalac at USF	2007
8.	11	Jamar Enzor vs. Rhode Island	2003
9.	11	Ivan Fields vs. West Virginia	2002
10.	11	Lewis Carter vs. Purdue	2001

Assisted Tackles (Since 2001)

1.	12	Andre Revels at Miami (OH)	2009
	12	Corey Smith vs. Louisville	2007
	12	Jamar Enzor at UAB	2003
4.	11	Kevin Brown vs. Memphis	2014
	11	Zach Edwards vs. Memphis	2014
	11	Jeff Luc vs. Miami (OH)	2014
7.	10	Eric Wilson vs. UT Martin	2016
	10	Jeff Luc vs. Memphis	2014
	10	Nick Temple vs. Memphis	2014
	10	Greg Blair at Louisville	2012
	10	JK Schaffer at NC State	2010
	10	JK Schaffer vs. Illinois	2009

Tackles For A Loss (Since 2001)

1.	5.5	Brandon Mills vs. Rutgers	2010
2.	5.0	Antwan Peek at Southern Miss	2002
	5.0	Antwan Peek vs. Louisiana-Monroe	2001
	5.0	Derek Wolfe vs. Connecticut	2011
5.	4.5	Ivan Pace Jr. vs. Indiana	2022
	4.5	Trevor Anderson at Connecticut	2006
	4.5	Cortez Broughton at UCLA	2018

TACKLES

SEASON RECORDS

Total Tackles

1.	186	Mike Brookins	1979
2.	168	Brad Jackson	1997
3.	161	Karl Woods	1980
4.	158	Jerome Brinson	1983
5.	155	Karl Woods	1978
6.	147	Dwayne Berry	1978
7.	145	Muhammed El-Mubarak	1995
8.	143	Linwood Marshall	1983
9.	140	Howie Kurnick	1978
10.	138	Greg Blair	2012
	138	Phillip Curry	1997
	138	Antonio Gibson	1982

Solo Tackles

1.	101	Howie Kurnick	1978
2.	94	Linwood Marshall	1983
3.	93	Brad Jackson	1997
	93	Mike Brookins	1979
5.	90	Muhammed El-Mubarak	1995
	90	Jerome Brinson	1983
7.	88	Sam Garnes	1994
8.	83	Phillip Curry	1997
9.	82	DeJuan Gossett	1999
10.	80	Jack Bruscianelli	1988

Assisted Tackles

1.	99	Karl Woods	1980
2.	93	Mike Brookins	1979
3.	83	Karl Woods	1978
4.	82	Alex Gordon	1985
5.	81	Ivan Pace Jr.	2022
6.	78	Dwayne Berry	1978
7.	75	Brad Jackson	1997
	75	Richard Rhodes	1985
9.	74	Antonio Gibson	1982
10.	73	Alex Gordon	1986

Tackles For A Loss

1.	28.0	Mike Gates	1980
2.	22.0	Trent Cole	2004
	22.0	Antwan Peek	2001
4.	21.5	Ivan Pace Jr.	2022
	21.5	Derek Wolfe	2011
6.	21.0	Antwan Peek	2002
	21.0	Phil Poirier	1989
8.	20.0	Nate Dingle	1992
9.	18.0	Tyjuan Hagler	2002
	18.0	Andrew Stewart	1988

TACKLES

CAREER RECORDS

Total Tackles

1.	502	Karl Woods	1977-80
2.	487	Phillip Curry	1994-97
3.	392	Brad Jackson	1994-97
4.	381	Zach Edwards	2013-16
5.	356	Mike Brookins	1979-81
6.	352	Alex Gordon	1983-86
7.	351	Hassan Champion	1995-98
	351	Joe Olding	1979-82
9.	338	Doug Monaghan	2001-04
10.	337	JK Schaffer	2008-11
	327	DeJuan Gossett	1997-2000

Solo Tackles

1.	268	Phillip Curry	1994-97
2.	229	Zach Edwards	2013-16
3.	222	DeJuan Gossett	1997-2000
4.	216	Brad Jackson	1994-97
5.	211	Karl Woods	1977-80
6.	208	Ivan Fields	1999-2002
7.	206	Sam Garnes	1993-96
8.	200	Doug Monaghan	2001-04
9.	190	Mike Brookins	1979-81
10.	184	Hassan Champion	1995-98

Assisted Tackles

1.	291	Karl Woods	1979-81
2.	219	Phillip Curry	1994-97
3.	192	Alex Gordon	1983-86
4.	176	Brad Jackson	1994-97
5.	175	Joe Olding	1979-82
6.	168	Howie Kurnick	1975-78
7.	167	Hassan Champion	1995-98
8.	166	Mike Brookins	1979-81
9.	155	JK Schaffer	2008-11
10.	152	Zach Edwards	2014-16

Tackles For A Loss

1.	56.0	Antwan Peek	1998-2002
2.	48.0	Trent Cole	2002-04
3.	46.0	Nate Dingle	1990-93
4.	45.0	Phillip Curry	1994-97
5.	44.5	Andre Frazier	2001-04
6.	42.0	Terrill Byrd	2005-08
7.	38.0	Alex Gordon	1983-86
8.	37.0	Derek Wolfe	2008-11
	37.0	George Jamison	1980-83
9.	36.0	Andrew Stewart	1986-88
10.	34.5	Tyjuan Hagler	2002-04

DEFENSIVE RECORDS - SACKS & MISC.

SACKS

GAME RECORDS

Quarterback Sacks (Since 2001)

1.	4.0	Alex Daniels at Miami (OH).....	2009
	4.0	Antwan Peek vs. Louisiana-Monroe.....	2001
3.	3.5	Cortez Broughton at UCLA.....	2018
4.	3.0	Connor Barwin vs. Pittsburgh.....	2008
	3.0	Trent Cole at ECU.....	2004
	3.0	Anthony Hoke vs. UConn.....	2007
	3.0	Anthony Hoke at Syracuse.....	2007
	3.0	Brandon Mills vs. Rutgers.....	2010
	3.0	Lamonte Nelms at Syracuse.....	2007

SACKS

SEASON RECORDS

Quarterback Sacks (Since 2001)

1.	13.0	Anthony Hoke.....	2007
2.	12.5	Antwan Peek.....	2001
3.	11.0	Connor Barwin.....	2008
4.	10.0	Ivan Pace Jr.	2022
5.	9.5	Derek Wolfe.....	2011
	9.5	Silverberry Mouhon.....	2013
7.	9.0	Terrell Hartsfield.....	2014
	9.0	Antwan Peek.....	2000
9.	8.5	Trent Cole.....	2004
	8.5	Alex Daniels.....	2009

SACKS

CAREER RECORDS

Quarterback Sacks (Since 2001)

1.	28.0	Antwan Peek.....	1998-2002
2.	22.0	Anthony Hoke.....	2004-07
3.	21.5	Andre Frazier.....	2000-04
4.	19.5	Derek Wolfe.....	2008-11
5.	19.0	Trent Cole.....	2002-04
	19.0	Silverberry Mouhon.....	2012-15
7.	18.0	Nate Dingle.....	1990-93
	18.0	George Jamison.....	1980-83
9.	17.5	Walter Stewart.....	2009-12
10.	16.5	Dan Giordano.....	2008-12
	16.5	Terrill Byrd.....	2005-08

FUMBLES

GAME RECORDS

Fumbles Forced (Since 2000)

1.	3	Antwan Peek vs. Louisiana-Monroe.....	2001
2.	2	Seven times, last by J. White vs. Tulsa.....	2019

Fumbles Recovered (Since 2000)

1.	2	Willis Edwards vs. Memphis.....	2002
	2	Ivan Fields at Memphis.....	2000
	2	Jeff Luc vs. USF.....	2014
	2	Kevin McCullough vs. Connecticut.....	2005
	2	Wesley Richardson at NC State.....	2010

FUMBLES

SEASON RECORDS

Fumbles Forced (Since 2000)

1.	7	Antwan Peek.....	2002
2.	6	Jeff Luc.....	2014
3.	5	Antwan Peek.....	2001
4.	4	Bryan Wright.....	2019
	4	Walter Stewart.....	2011
	4	Willis Edwards.....	2001
	4	Troy Evans.....	2000

Fumbles Recovered (Since 2000)

1.	5	Antwan Peek.....	2002
2.	4	Ja'Von Hicks.....	2019
	4	Jeff Luc.....	2014
4.	3	Nine times, last by Hartsfield & Wilson.....	2014

FUMBLES

CAREER RECORDS

Forced Fumbles (Since 1999)

1.	17	Antwan Peek.....	1998-02
2.	8	Jeff Luc.....	2013-14
	8	Walter Stewart.....	2009-12
3.	6	JK Schaffer.....	2008-11
	6	Andre Frazier.....	2000-04
6.	5	Zach Norton.....	2000-03
	5	Coby Bryant.....	2017-21
	5	Willis Edwards.....	2000-02
	5	Anthony Hoke.....	2004-07
	5	Jason Russel.....	2001-04
	5	Anthony Williams.....	2005-07
	5	Tyrell Gilbert.....	2014-18

Fumble Recoveries

1.	12	John Vitro.....	1973-75
2.	10	Antwan Peek.....	1998-2002
	10	Howie Kurnick.....	1975-77
4.	9	Ronnie Shannon.....	1988-91
	9	David Mann.....	1975-77
6.	7	Eric Wilson.....	2014-16
	7	Marion Ford.....	1972-73
	7	Charlie Stovall.....	1971-72

BLOCKED KICKS

GAME RECORDS

Blocked Kicks (Since 2000)

1.	2	Connor Barwin at Marshall.....	2008
	2	Antwan Peek vs. Miami.....	2000
3.	1	41 times, last by Jowon Briggs vs. Navy.....	2022

BLOCKED KICKS

SEASON RECORDS

Blocked Kicks (Since 2000)

1.	3	Antwan Peek.....	2000
	3	Connor Barwin.....	2008
	3	Ethan Tucky.....	2019
4.	2	Arquon Bush.....	2021
	2	Mardy Gilyard.....	2007
	2	Antwan Peek.....	2001
	2	Wilson Huber.....	2019
	2	Andre Frazier.....	2003
	2	Tyjuan Hagler.....	2004
	2	Antwan Peek.....	2002

BLOCKED KICKS

CAREER RECORDS

Blocked Kicks (Since 2000)

1.	7	Antwan Peek.....	2000-02
2.	5	Ethan Tucky.....	2018-20
3.	4	Connor Barwin.....	2005-08
4.	3	Wilson Huber.....	2018-22
5.	2	Deshawn Pace.....	2020-present
	2	Arquon Bush.....	2018-22
	2	Tyjuan Hagler.....	2001-04
	2	Mardy Gilyard.....	2005,07-09
	2	Andre Frazier.....	2000-04

HURRIES

SEASON RECORDS

Quarterback Hurries (Since 2000)

1.	13	Myjai Sanders.....	2021
	13	Trevor Anderson.....	2006
	13	Trent Cole.....	2004
4.	12	Dan Giordano.....	2012
5.	11	Angelo Craig.....	2007

HURRIES

CAREER RECORDS

Quarterback Hurries (Since 2000)

1.	26	Dan Giordano.....	2008-12
2.	25	Myjai Sanders.....	2018-21
3.	16	Silverberry Mouhon.....	2012-15
4.	15	Angelo Craig.....	2003-07
5.	14	Andre Frazier.....	2000-04

DEFENSIVE RECORDS - INTERCEPTIONS AND SCORES

INTERCEPTIONS GAME RECORDS

Interceptions

1. 4 Bob Hynes vs. Ohio Northern..... 1923
2. 3 accomplished six times, last by D. Smith (2007)

Interception Return Yards

1. 123 Shawn Ferguson vs. Memphis..... 1998
2. 96 Jocelyn Borgella vs. Rutgers 1992
- 96 Bob Del Rosa vs. Oklahoma State 1958
4. 88 Joe Morrison vs. Dayton 1956
5. 87 Joe Morrison vs. Wichita State..... 1956

Interception Returns for Touchdowns

1. 2 Shawn Ferguson vs. Memphis..... 1998
2. 1 accomplished 61 times, last by Bryant (2021)

INTERCEPTIONS SEASON RECORDS

Interceptions

1. 8 DeAngelo Smith 2007
2. 6 seven times, last by Mike Mickens..... 2007

Interception Return Yards

1. 175 Joe Morrison..... 1956
2. 171 Jocelyn Borgella 1992
3. 159 John Mooth..... 1951
4. 158 Mike Mickens 2008
5. 136 Mike Mickens 2007

Interception Returns for Touchdowns

1. 2 Ahmad Gardner..... 2019
- 2 Mike Mickens 2007
- 2 Blue Adams..... 2002
- 2 Shawn Ferguson..... 1998
- 2 Joe Morrison..... 1956

INTERCEPTIONS CAREER RECORDS

Interceptions

1. 14 Mike Mickens 2005-08
2. 12 DeAngelo Smith 2005-08
- 12 Blue Adams..... 1998-2002
- 12 Jocelyn Borgella 1990-93
5. 11 Ed Bolis..... 1970-72
6. 10 JaVon Hicks..... 2018-22
- 10 Coby Bryant 2017-21

Interception Return Yards

1. 296 Mike Mickens 2005-08
2. 263 Jocelyn Borgella 1990-93
- 263 Joe Morrison..... 1956-58
4. 254 Gene Gibson..... 1949-50
5. 222 Aaron Webster 2006-09

Interception Returns for Touchdowns

1. 3 Mike Mickens 2005-08
- 3 Shawn Ferguson..... 1995-98
2. 2 four times, last by Ahmad Gardner 2019-21

PASSES BROKEN UP GAME RECORDS

Most Pass Breakups (Since 2000)

1. 4 Mike Mickens vs. Rutgers 2006
- 4 Zach Norton vs. Louisville 2001
- 4 Linden Stephens at Miami (OH)..... 2017
4. 3 JaVon Hicks at Tulsa 2022
- 3 Coby Bryant at Notre Dame 2021
- 3 Blue Adams at Temple 2002
- 3 Coby Bryant at Temple..... 2018
- 3 Coby Bryant at ECU..... 2019
- 3 Zach Edwards vs. North Carolina 2013
- 3 Ivan Fields vs. Houston..... 2002
- 3 Tyrell Gilbert at Miami (OH) 2018
- 3 Andre Jones vs. ECU..... 2014
- 3 Mike Mickens at Akron..... 2008
- 3 Mike Mickens vs. UConn..... 2005
- 3 Mike Mickens vs. Louisville 2005
- 3 Mike Mickens vs. Pittsburgh 2006
- 3 Mike Mickens at Miami (OH)..... 2005
- 3 Haruki Nakamura vs. USF..... 2006
- 3 Zach Norton vs. UAB..... 2002
- 3 Antwan Peek at Tulane 2000

PASSES DEFENDED (PBU+INT) SEASON RECORDS

Most Passes Defended (Since 2000)

1. 23 Blue Adams (17 PBU, 6 INT) 2002
2. 18 Mike Mickens (15 PBU, 3 INT)..... 2006
3. 16 Lavar Glover (15 PBU, 1 INT) 2001
- 16 Zach Norton (14 PBU, 2 INT) 2002
- 16 Deangelo Smith (8 PBU, 8 INT)..... 2007
6. 15 Mike Mickens (14 PBU, 1 INT)..... 2005
- 15 Daven Holly (9 PBU, 6 INT)..... 2003
8. 14 Coby Bryant (11 PBU, 3 INT)..... 2021
9. 13 Ivan Fields (10 PBU, 3 INT)..... 2002
- 13 Zach Norton (10 PBU, 3 INT) 2001
- 13 Mike Mickens (10 PBU, 3 INT)..... 2008

PASSES DEFENDED (PBU+INT) CAREER RECORDS

Most Passes Defended (Since 2000)

1. 58 Mike Mickens (45 Brup, 13 Int)..... 2005-08
2. 45 Coby Bryant (35 Brup, 10 Int)..... 2017-21
3. 41 Zach Norton (31 Brup, 10 Int)..... 2000-03
4. 34 Blue Adams (26 Brup, 8 Int)..... 2000-02
- 34 Zach Edwards (26 Brup, 8 Int)..... 2013-16
6. 32 Arquon Bush (23 Brup, 9 Int) 2018-22
7. 30 Deangelo Smith (19 Brup, 11 Int)..... 2004-08
8. 29 Doug Monaghan (20 Brup, 9 Int) 2001-04
- 29 Deven Drane (21 Brup, 8 Int) 2010-13
10. 28 Drew Frey (20 Brup, 8 Int) 2008-12
11. 27 Ahmad "Sauce" Gardner (18 Brup, 9 INT)..... 2019-21

DEFENSIVE SCORES GAME RECORDS

Fumble Return TDs - Defense (Since 2000)

1. 1 19 times, last by Dominique Perry 2022

Blocked PAT Return (Two Points) (Since 2000)

1. 1 Coby Bryant vs. Temple..... 2019
- 1 Daven Holly vs. Miami (OH)..... 2004

Blocked FG Return TDs (Since 2000)

1. 1 Ahmad "Sauce" Gardner at ECU 2021

DEFENSIVE SCORES SEASON RECORDS

Fumble return TDs (Since 2000)

1. 2 Antwan Peek 2002
2. 1 16 times, last by Jabari Taylor..... 2022

Blocked PAT Return (Two Points) (Since 2000)

1. 1 Coby Bryant 2019
- 1 Daven Holley..... 2004

DEFENSIVE SCORES CAREER RECORDS

Fumble return TDs (Since 2000)

1. 2 Antwan Peek 2000-02
- 2 Kevin McCullough..... 2005-06
3. 1 Dominique Perry..... 2020-pres.
- 1 Nick Temple..... 2011-14
- 1 Eric Wilson..... 2014-16
- 1 Fran Callicott..... 2002-03
- 1 JK Schaffer..... 2008-11
- 1 Walter Stewart..... 2009-12
- 1 Daven Holly 2000-04
- 1 Deven Drane 2009-12
- 1 Deven Drane 2010-13
- 1 Ivan Fields..... 2000-02
- 1 Angelo Craig..... 2003-07
- 1 Tyjuan Hagler 2001-04
- 1 Carter Jacobs 2014-17
- 1 Kimoni Fitz..... 2014-18
- 1 Terrell Hartsfield 2013-14

Blocked PAT Return (Two Points) (Since 2000)

1. 1 Coby Bryant 2017-21
- 1 Daven Holley..... 2001-04

Blocked FG Return TDs (Since 2000)

1. 1 Ahmad "Sauce" Gardner at ECU 2019-21

SINGLE GAME TEAM RECORDS

Most Points

1.	124	Transylvania	1912
2.	115	Kentucky Wesleyan.....	1921
3.	72	Austin Peay.....	2011
4.	70	Southeast Missouri State.....	2009
5.	69	Rutgers.....	2010
6.	69	Case-Western Reserve.....	1923
7.	67	Virginia Military Institute.....	1953
	67	Baltimore.....	1935
9.	66	EKU.....	2023
	66	Northwestern State.....	2013
	66	Case-Western Reserve.....	1953
12.	63	Kennesaw State.....	2022
	63	Alabama A&M.....	2018
	63	Louisiana-Monroe.....	1977

Most Touchdowns

1.	14	Transylvania	1912
2.	10	Four Times	

Most Rushing Attempts

1.	83	Louisiana-Monroe.....	1977
2.	82	Miami (OH).....	1996
3.	77	Miami (OH).....	1951
4.	74	North Texas State.....	1970
5.	73	Miami (OH).....	1970

Most Rushing Yards

1.	464	Case-Western Reserve.....	1953
	464	Virginia Military Institute.....	1953
3.	422	Kansas State.....	1966
4.	421	Marshall	1946
5.	419	Xavier.....	1970
6.	409	Alabama A&M.....	2018
	405	Miami (OH).....	1996
7.	402	North Texas State.....	1970
8.	389	Xavier.....	1946
9.	387	Austin Peay.....	2011
10.	383	South Dakota.....	1965

Most Rushing Touchdowns

1.	14	Transylvania	1912
2.	10	Case-Western Reserve.....	1953
	10	Virginia Military Institute.....	1953

Most Passing Attempts

1.	64	@ Memphis.....	2015
2.	61	USF.....	2010
3.	60	@ Miami (Fla.).....	2014
4.	59	Southern Miss.	1999
5.	57	Ohio	1968

Most Passes Completed

1.	38	@ Memphis.....	2015
	36	Ohio	1968
3.	35	Southern Miss.	1999
4.	34	USF.....	2010
5.	33	@ SMU	2018

Most Passing Yards

1.	620	@ Memphis.....	2015
2.	584	Ohio	1968
3.	512	USF.....	2010
4.	507	@ Rutgers	2013
5.	480	UConn.....	2009
6.	438	EKU.....	2023
7.	436	ECU	2014
	436	Toledo.....	2014
	436	Louisville.....	1968
10.	431	Syracuse.....	2007

Most Interceptions Thrown

1.	6	Xavier.....	1972
2.	5	North Texas.....	2002
	5	Toledo.....	1995
	5	Houston.....	1968
	5	North Texas.....	1967
	5	Xavier.....	1955
	5	Xavier.....	1951

Most Touchdown Passes

1.	6	EKU.....	2023
	6	UCF	2015
	6	Toledo.....	2014
	6	@ Rutgers	2013
	6	Illinois.....	2009
6.	5	SMU.....	2021
	5	ECU	2018
	5	UConn.....	2013
	5	Northwestern State.....	2013
	5	@ Louisville	2010
	5	@ Rutgers	2009
	5	Southern Miss.	2004

Most Offensive Plays

1.	100	@ Memphis.....	2015
2.	99	Miami (OH).....	1996
3.	96	Southern Miss.	1999
4.	95	ECU	1998
5.	94	@ Miami (OH).....	2015
	94	Tulsa	1978

Most Yards Total Offense

1.	752	@ Memphis.....	2015
2.	741	Alabama A&M.....	2018
3.	726	UCF	2015
4.	711	UConn.....	2009
5.	684	Ohio	1968
6.	669	Northwestern State.....	2013
7.	667	EKU.....	2023
8.	661	Rutgers.....	2010
9.	659	@ UConn	2018
10.	653	ECU	2020

Most First Downs

1.	38	Alabama A&M.....	2018
	38	@ Memphis.....	2015
3.	36	Ohio	1968
4.	34	Temple	2015
	34	Alabama A&M.....	2015

Most Fumbles

1.	15	Louisville.....	1970
2.	9	North Texas State.....	1968
3.	8	Wichita State.....	1960

Most Fumbles Lost

1.	7	Virginia Military Institute.....	1951
2.	6	Louisville.....	1970
	6	Hardin-Simmons.....	1955

Most Turnovers

1.	9	Xavier.....	1955
	9	Hardin-Simmons.....	1955
	9	Virginia Military Institute.....	1951
4.	8	Houston.....	1968
	8	Western Michigan.....	1949

Most Penalties

1.	18	Kansas State.....	1951
2.	15	Xavier.....	1958
3.	14	at Hawai'i.....	2002
	14	Louisville.....	1968

Most Penalty Yards

1.	176	Louisville.....	1968
2.	170	Kentucky.....	1945
3.	161	Dayton.....	1957
4.	159	ECU	2020
	142	Toledo.....	1953
5.	140	Kansas State.....	1951

Most Punts

1.	13	Pittsburgh.....	1981
	13	Mississippi State	1948
3.	12	Louisville.....	1996
	12	Virginia Tech.....	1995
5.	11	Boston College.....	1997
	11	Central Michigan	1990
	11	North Texas State.....	1970
	11	Tulsa	1958
	11	Mississippi State	1949

Most Punting Yards

1.	510	Louisville.....	1996
2.	502	Arizona State	1976
3.	475	Mississippi State	1948
4.	460	North Texas State.....	1968
5.	456	Boston College.....	1997
6.	452	Virginia Tech.....	1995
7.	451	Central Michigan	1990
8.	425	West Virginia.....	2003
9.	418	Rutgers.....	2008
10.	407	Iowa.....	1990

Most Punt Return Yards

1.	177	Ohio	1949
2.	156	Western Reserve.....	1951
3.	150	Western Michigan.....	1950
4.	122	Louisville.....	1997
5.	116	UTEP.....	1950

Most Kickoff Return Yards

1.	295	Memphis.....	1971
2.	278	at Pittsburgh.....	2009
3.	265	at Oklahoma.....	2008
4.	226	Florida	2010
	219	Hardin-Simmons.....	1955

Fewest Rushing Attempts

1.	15	Illinois.....	2009
2.	16	at West Virginia.....	2010
	16	Fresno State.....	2009
4.	19	Ohio State.....	2014
	19	at UConn.....	2008
	19	Miami (OH).....	1968
7.	18	at Houston.....	2015
	18	at Pittsburgh.....	2009

Fewest Rushing Yards

1.	-23	Rutgers.....	2005
2.	-20	Northwestern State.....	1977

Fewest Passes Completed

1.	0	Dayton.....	1970
2.	1	Wichita State.....	1965
	1	South Dakota	1965
	1	Wichita State.....	1962
	1	Tulsa.....	1959

Fewest Passing Yards

1.	0	Dayton.....	1970
2.	6	Wichita State.....	1965
3.	8	South Dakota.....	1965
4.	11	Wichita State.....	1962
5.	14	Ohio	1970

Fewest Yards Total Offense

1.	46	North Texas.....	1959
2.	48	Central Michigan	1989
3.	69	Iowa.....	1990
4.	97	Houston.....	1957
5.	100	Tulsa.....	1958

Fewest First Downs

1.	3	West Virginia.....	1989
2.	5	Pacific.....	1949
3.	6	Tulsa	1958
	6	Xavier	1956
	6	@ Navy.....	1956

Fewest Penalties

1.	1	Houston.....	2014
	1	Rutgers.....	1994
	1	Louisville.....	1966
	1	Memphis.....	1966
	1	Army.....	1963
	1	Hawai'i.....	1954

Fewest Yards Penalized

1.	4	Memphis.....	1966
2.	5	Army.....	1963
3.	10	Houston.....	2014
	10	Temple	2003
	10	Rutgers.....	1994
5.	12	Wichita State.....	1965
6.	13	South Dakota.....	1965

Fewest Punts

1.	0	UCF	2015
	0	Miami (OH).....	2008
	0	Memphis.....	1998
	0	Miami (OH).....	1954
3.	1	Seven Times	
		Last vs. SMU.....	2021

OPPONENT SINGLE GAME TEAM RECORDS & OVERTIME RESULTS

Fewest Rushing Attempts

1.	17	Dayton.....	1961
2.	18	@ East Carolina.....	2015
3.	19	Miami (OH).....	2012
	19	Xavier.....	1954
	19	Akron.....	2006

Fewest Rushing Yards

1.	-46	Kansas.....	1997
2.	-37	Wichita State.....	1974
3.	-22	NC State.....	2011
4.	-20	Northwestern State.....	1977
5.	-19	Louisiana-Monroe.....	1996
6.	-17	Louisville.....	1968
7.	-16	Louisiana-Lafayette.....	1975
8.	-15	Syracuse.....	2007
9.	-14	Louisville.....	1981
	-14	Wichita State.....	1965

Fewest Passing Attempts

1.	1	Boston College.....	1964
2.	2	Louisville.....	1953
3.	3	Miami (OH).....	1971
	3	Wichita State.....	1955
	3	Miami (OH).....	1957

Fewest Pass Completions

1.	0	vs. Louisville.....	1974
	0	vs. Ohio.....	1973
	0	vs. Boston College.....	1964
	0	vs. Indiana.....	1963
	0	vs. Ohio.....	1949

Fewest Passing Yards

1.	-1	Xavier.....	1971
2.	0	Louisville.....	1974
	0	Ohio.....	1973
	0	Boston College.....	1964
	0	Indiana.....	1963
	0	Ohio.....	1949

Fewest Yards Total Offense

1.	18	Louisiana-Lafayette.....	1973
2.	22	Ohio.....	1950
3.	32	Xavier.....	1954
4.	53	Kansas.....	1997
5.	70	Louisville.....	1976

Most Points

1.	81	Penn State.....	1991
2.	71	Houston.....	1968
	71	Ohio Wesleyan.....	1928
4.	70	Louisville.....	2004
	70	Florida State.....	1990
6.	69	West Virginia.....	1989

Most Rushing Attempts

1.	86	West Virginia.....	1969
2.	79	Houston.....	1974
	79	Miami (OH).....	1972
4.	76	Miami (OH).....	1967
5.	74	Miami (OH).....	1968

Most Rushing Yards

1.	569	@ Navy.....	2017
2.	539	Northern Illinois.....	1989
3.	500	ECU.....	1987
4.	484	Penn State.....	1991
5.	483	West Virginia.....	1969

Most Passing Yards

1.	535	@ ECU.....	2019
2.	482	vs. Florida.....	2010
3.	464	@ ECU.....	2017
4.	460	Louisville.....	1998
5.	451	Tulsa.....	1965

Most Passing Attempts

1.	67	Louisville.....	1997
2.	66	Indiana.....	2022
	66	Houston.....	1993
4.	62	ECU.....	2014
	62	ECU.....	1997

Most Pass Completions

1.	38	Duke.....	2012
2.	37	ECU.....	1997
3.	36	Oklahoma.....	2010
	36	Houston.....	1992
5.	35	ECU.....	2014
6.	34	@ ECU.....	2015
	34	@ Tennessee.....	2011

Most Yards Total Defense

1.	742	Louisville.....	1998
2.	710	@ Ohio State.....	2014
	706	Penn State.....	1991
4.	696	Houston.....	1968
5.	662	Iowa.....	1990

Most Passes Intercepted

1.	7	Kansas State.....	1951
2.	6	Oregon State.....	2007
	6	North Texas.....	1966
	6	UTEP.....	1951
	6	Mississippi State.....	1949

Most Interception Return Yards

1.	162	Dayton.....	1956
2.	138	UTEP.....	1951
3.	123	Memphis.....	1998
4.	117	Memphis.....	1995
5.	110	Oregon State.....	2007

Most Turnovers Forced

1.	8	Rice.....	1974
2.	7	Oregon State.....	2007
	7	Memphis.....	2000
	7	ECU.....	1990
	7	Rutgers.....	1983

OVERTIME RECORDS

YEAR	OPPONENT	W/L	LENGTH	REGULATION	FINAL
1996	Miami (OH)	W	3OT	17-17	30-23
1997	at Houston *	L	2OT	31-31	41-38
	at Miami (OH)	W	2OT	24-24	34-31
1999	UAB *	L	OT	21-21	24-21
2000	at Wisconsin	L	OT	22-22	28-25
	at Memphis *	W	OT	10-10	13-10
2002	TCU *	W	OT	29-29	36-29
2003	Temple	W	3OT	24-24	30-24
	at USF *	L	2OT	10-10	24-17
2008	at No. 20 West Virginia *	W	OT	20-20	26-23
2012	at No. 16/14 Louisville *	L	OT	31-31	34-31
2013	No. 19/16 Louisville *	L	OT	24-24	31-24
2016	at Tulsa *	L	OT	34-34	40-37
2017	SMU *	L	OT	28-28	31-28
2018	at Temple *	L	OT	17-17	24-17
	at SMU *	W	OT	20-20	26-20

CINCINNATI'S RECORD WHEN ...

All Overtime Games.....	7-9
One Overtime:.....	4-7
Two Overtimes:.....	1-2
Three Overtimes:.....	2-0
Overtime at Home.....	3-3
Overtime on the Road.....	4-6
Overtime Conference Games.....	4-8
Overtime Non-Conference Games.....	3-1
Overtime Coin Toss.....	8-8

POSSESSION RESULT	CINCINNATI	OPP.
Touchdowns.....	8	7
Field Goals.....	6	7
Missed Field Goals.....	0	3
Turnovers.....	6	5