

2015-16 SCHEDULE/RESULTS

Day/Date	Opponent	TV	Time/Result
Tues./Nov. 3	Grand Valley State (Exh.)	Bearcats TV	W, 93-63
Sat./Nov. 7	Bellarmine (Exh.)	Bearcats TV	W, 81-60
Fri./Nov. 13	Western Carolina	ESPN3	7 p.m.
Sun./Nov. 15	Robert Morris	F50/ESPN3	2 p.m.
Wed./Nov. 18	at Bowling Green	ESPN3	7 p.m.

BARCLAYS CENTER CLASSIC

Sun./Nov. 22	1-Ark-Pine Bluff	F50/ESPN3	1 p.m.
Tues./Nov. 24	1-SE Louisiana	F50/ESPN3	7 p.m.
Fri./Nov. 27	2-vs. Nebraska	ASN	6:30 p.m.
Sat./Nov. 28	2-3rd-Place Game in Brooklyn, N.Y.		Noon
Sat./Nov. 28	2-Championship Game in Brooklyn, N.Y.		Noon
	vs. GW or Tennessee	ASN	2:30 p.m.

Wed./Dec. 2	Butler	CBSSN	7 p.m.
Sun./Dec. 6	Morgan State	ASN/ESPN3	5:30 p.m.
Sat./Dec. 12	3-at Xavier	FOX	5:30 p.m.
Tues./Dec. 15	Norfolk State	ESPNU	7 p.m.
Sat./Dec. 19	at VCU	CBSSN	4 p.m.
Tues./Dec. 22	Iowa State	ESPN2	7 p.m.
Tues./Dec. 29	Temple •	ESPN2	3 p.m.
Sat./Jan. 2	Tulsa •	ESPNU	4 p.m.
Thurs./Jan. 7	at SMU •	ESPN/ESPN2	7 p.m.
Sun./Jan. 10	at USF •	ESPNNews	Noon
Wed./Jan. 13	Houston •	ESPNU	7 p.m.
Sat./Jan. 16	at Temple •	ESPNU	Noon
Thurs./Jan. 21	Memphis •	ESPN/ESPN2	7 p.m.
Sun./Jan. 24	Tulane •	ESPNU	Noon
Thurs./Jan. 28	at UConn •	ESPN/ESPN2	7 p.m.
Thurs./Feb. 4	USF •	CBSSN	8 p.m.
Sat./Feb. 6	at Memphis •	ESPN/ESPN2	Noon
Tues./Feb. 9	at UCF •	ESPNNews	7 p.m.
Sat./Feb. 13	East Carolina •	ESPNU	4 p.m.
Thurs./Feb. 18	at Tulsa •	CBSSN	9 p.m.
Sat./Feb. 20	UConn •	ESPN/ESPN2	TBA
Sat./Feb. 27	at East Carolina •	ESPNU	Noon
Thurs./Mar. 3	at Houston •	CBSSN	9 p.m.
Sun./Mar. 6	SMU •	CBS	Noon

AMERICAN CHAMPIONSHIP

Mar. 10-13	4-TBA	ESPN Networks	TBA
------------	-------	---------------	-----

NCAA CHAMPIONSHIP

Mar. 15-16	5-First Four	Turner	TBA
Mar. 17-20	6-Second & Third Rds	CBS/Turner	TBA
Mar. 24-27	7-Regional Semis & Finals	CBS/Turner	TBA
Apr. 2 & 4	8-Final Four & Champ	CBS/Turner	TBA

Notes: All times listed are Eastern. Home games are in **boldface**.

(•) - Denotes American Athletic Conference game.

Key: CBSSN-CBS Sports Network; F50/ESPN3 - Game will be televised regionally by FOX Sports Ohio and is also available on ESPN3 outside the F50 viewing area.

ASN - American Sports Network: WKRC (CBS Local 12) or WSTR (MyTV 33) in Cincinnati
ESPN/ESPN2 - Game will be televised by either ESPN or ESPN2 with decision made two weeks prior.

1-Brooklyn Hoops Classic (campus sites); 2-Brooklyn Hoops Classic (Barclays Center); 3-Skyline Chili Crosstown Shootout; 4-American Championship (Amway Center).

THIS IS
CINCINNATI
BASKETBALL

2 NATIONAL TITLES • 6 FINAL FOURS • 8 ELITE EIGHTS • 10 SWEET SIXTEENS
29 NCAA TOURNAMENTS • 38 CONFERENCE CHAMPIONSHIPS

OPENING WEEKEND



VS.



WESTERN CAROLINA (0-0)

AT CINCINNATI (0-0)

Friday, Nov. 13 • 7 p.m. (ET)

Fifth Third Arena • Cincinnati, Ohio



VS.



ROBERT MORRIS (0-0*)

AT CINCINNATI (0-0*)

Sunday, Nov. 15 • 2 p.m. (ET)

Fifth Third Arena • Cincinnati, Ohio

*Both teams play Friday.

WESTERN CAROLINA GAME AT A GLANCE

Series Info: Cincinnati leads the series 2-0; UC leads 2-0 in Cincinnati

Last Meeting: Cincinnati won 66-64 on Nov. 10, 2007 at Fifth Third Arena

Streak: Cincinnati - 2

Coaches: Mick Cronin is in his 10th season at Cincinnati (185-118); 13th season overall (254-142)

Larry Hunter is in his 11th season at Western Carolina (232-82); 23rd season in Division I (359-317)

AP/USA Today Rankings (Preseason): Cincinnati (RV/RV); Western Carolina (--/--)

Radio: 700 WLW; **Dan Hoard** provides play-by-play alongside color analyst **Chuck Machock**

TV: ESPN3; **Tom Gelehrter** provides play-by-play alongside color analyst **Kyle Macy**

UC Twitter Pages: @GoBearcats or @GoBearcatsMBB

ROBERT MORRIS GAME AT A GLANCE

Series Info: Cincinnati leads the series 1-0; UC leads 1-0 in Cincinnati

Last Meeting: Cincinnati won 84-59 on Dec. 28, 1993 at Fifth Third Arena

Streak: Cincinnati - 1

Coaches: Mick Cronin is in his 10th season at Cincinnati (185-118); 13th season overall (254-142)

Andrew Toole is in his sixth season at Robert Morris (110-65); sixth season overall (110-65)

AP/USA Today Rankings (Preseason): Cincinnati (RV/RV); Robert Morris (--/--)

Radio: 700 WLW; **Dan Hoard** provides play-by-play alongside color analyst **Chuck Machock**

TV: FOX Sports Ohio/ESPN3; **Tom Gelehrter** provides play-by-play alongside color analyst **Terry Nelson**.

UC Twitter Pages: @GoBearcats or @GoBearcatsMBB

CINCINNATI PROBABLE STARTERS & ROSTER

NO.	NAME	POS.	HT.	WT.	CL.-EXP.	HOMETOWN	GP-GS	PPG	RPG	APG	MIN
10	Troy Caupain	G	6-4	205	Jr.-2L	Midlothian, Va.	34-33	9.6	3.6	3.6	31.3
21	Farad Cobb	G	6-1	170	Sr.-1L	West Palm Beach, Fla.	34-9	8.5	2.5	1.4	24.1
24	Shaq Thomas	F	6-7	210	R-Sr.-3L	Paterson, N.J.	34-22	6.4	3.1	0.6*	22.5
11	Gary Clark	F	6-8	235	So.-1L	Clayton, N.C.	34-34	7.8	7.2	1.7	27.8
2	Octavius Ellis	F	6-10	235	Sr.-1L	Memphis, Tenn.	34-34	9.9	7.2	2.0^	28.7

OFF THE BENCH

25	Kevin Johnson	G	6-3	180	Jr.-2L	Cincinnati, Ohio	34-24	6.5	1.4	1.3	21.8
22	Coreontae DeBerry	C	6-9	265	Sr.-1L	Holland, Mich.	34-0	4.2	2.1	1.0^	10.6
0	Quadri Moore	F	6-8	220	So.-1L	Linden, N.J.	26-0	2.2	1.1	0.3*	8.2
45	Zack Tobler	F	6-5	240	Jr.-2L	Fort Mitchell, Ky.	8-0	0.4	0.1	0.0	1.4
1	Jacob Evans III	G/F	6-6	210	Fr.-HS	Baton Rouge, La.	--	24.9#	9.0#	4.8#	--
3	Justin Jenifer	G	5-10	175	Fr.-HS	Baltimore, Md.	--	17.3#	3.0#	7.0#	--
13	Tre Scott	F	6-8	225	Fr.-HS	Darien, Ga.	--	21.6#	14.1#	3.5#	--

Starters based on last game; # - Statistics from senior season of high school; ^ - Blocks; * - Steals

CINCINNATI STORYLINES

- » Cincinnati returns all five starters, its top six scorers and nine lettermen from the 2014-15 campaign that saw the Bearcats finish 23-11, tie for third in the American Athletic Conference (13-5) and advance to the Round of 32 in the NCAA tournament.
- » Mick Cronin returns to the sideline this season after sitting out all but the first nine games of the 2014-15 campaign due to a vascular condition known as arterial dissection.

- » Senior forward Octavius Ellis and junior guard Troy Caupain received preseason accolades at the league's media day on Oct. 27. Ellis garnered first team recognition while Caupain was chosen to the second team.
- » The Bearcats were picked to finish third by coaches at The American's media day on Oct. 27. UC received one first-place vote and was slotted behind SMU (eight first-place votes) and UConn (two first-place votes).

2015-16 CINCINNATI BASKETBALL • OPENING WEEKEND VS. WESTERN CAROLINA & ROBERT MORRIS

2015-16 NUMERICAL ROSTER							
NO.	NAME	POS.	HT.	WT.	CLASS	EXP.	HOMETOWN / PREVIOUS SCHOOLS
0	Quadri Moore	F	6-8	220	So.	1L	Linden, N.J./Linden HS
1	Jacob Evans III	G/F	6-6	210	Fr.	HS	Baton Rouge, La./St. Michael the Archangel
2	Octavius Ellis	F	6-10	235	Sr.	1L	Memphis, Tenn./Trinity Valley College (Texas)
3	Justin Jenifer	G	5-10	175	Fr.	HS	Baltimore, Md./Milford Mill Academy
10	Troy Caupain	G	6-4	205	Jr.	2L	Midlothian, Va./Cosby HS (Va.)
11	Gary Clark	F	6-8	235	So.	1L	Clayton, N.C./Clayton HS
13	Tre Scott	F	6-8	225	Fr.	HS	Darien, Ga./McIntosh County Academy
21	Farad Cobb	G	6-1	170	Sr.	1L	West Palm Beach, Fla./Northwest Florida State College
22	Coreontae DeBerry	C	6-9	265	Sr.	1L	Holland, Mich./Hutchinson Community College
24	Shaq Thomas	F	6-7	210	R-Sr.	3L	Paterson, N.J./NIA Prep School
25	Kevin Johnson	G	6-3	180	Jr.	2L	Cincinnati, Ohio/Summit Country Day School
32	Kyle Washington*	F	6-9	240	Jr.	Tr.	Champlin, Minn./NC State
45	Zack Tobler	F	6-5	240	Jr.	2L	Fort Mitchell, Ky./Covington Catholic HS

2015-16 ALPHABETICAL ROSTER							
NO.	NAME	POS.	HT.	WT.	CLASS	EXP.	HOMETOWN / PREVIOUS SCHOOLS
10	Troy Caupain	G	6-4	205	Jr.	2L	Midlothian, Va./Cosby HS (Va.)
11	Gary Clark	F	6-8	235	So.	1L	Clayton, N.C./Clayton HS
21	Farad Cobb	G	6-1	170	Sr.	1L	West Palm Beach, Fla./Northwest Florida State College
22	Coreontae DeBerry	C	6-9	265	Sr.	1L	Holland, Mich./Hutchinson Community College
2	Octavius Ellis	F	6-10	235	Sr.	1L	Memphis, Tenn./Trinity Valley College (Texas)
1	Jacob Evans III	G/F	6-6	210	Fr.	HS	Baton Rouge, La./St. Michael the Archangel
3	Justin Jenifer	G	5-10	175	Fr.	HS	Baltimore, Md./Milford Mill Academy
25	Kevin Johnson	G	6-3	180	Jr.	2L	Cincinnati, Ohio/Summit Country Day School
0	Quadri Moore	F	6-8	220	So.	1L	Linden, N.J./Linden HS
13	Tre Scott	F	6-8	225	Fr.	HS	Darien, Ga./McIntosh County Academy
24	Shaq Thomas	F	6-7	210	R-Sr.	3L	Paterson, N.J./NIA Prep School
45	Zack Tobler	F	6-5	240	Jr.	2L	Fort Mitchell, Ky./Covington Catholic HS
32	Kyle Washington*	F	6-9	240	Jr.	Tr.	Champlin, Minn./NC State

* - Will sit out the 2015-16 season due to NCAA transfer rules.

Coaching Staff

Head Coach: Mick Cronin (10th season at UC; 13th season overall)
Associate Head Coach: Larry Davis
Assistant Coaches: Darren Savino, Antwon Jackson
Director of Basketball Operations: Drew Seidenberger
Director of Student-Athlete Development: Mark Berger
Asst. Director of Student-Athlete Development: JaQuon Parker

Video Coordinator: T.J. Wolf
Program Assistant: Greg Youncofski
Head Athletic Trainer: Robb Williams
Director of Strength & Conditioning: Mike Rehfeldt
Assistant Director of Equipment: Andy Frigge

PRONUNCIATION GUIDE	
Troy Caupain	co-PAIN
Coreontae DeBerry	COREY-on-tay
Quadri Moore	qua-DREE

ROSTER INFORMATION	
By State/Country	
Florida	(1) Farad Cobb
Georgia	(1) Tre Scott
Kentucky	(1) Zack Tobler
Louisiana	(1) Jacob Evans
Maryland	(1) Justin Jenifer
Michigan	(1) Coreontae DeBerry
Minnesota	(1) Kyle Washington
New Jersey	(2) Quadri Moore, Shaq Thomas
North Carolina	(1) Gary Clark
Ohio	(1) Kevin Johnson
Tennessee	(1) Octavius Ellis
Virginia	(1) Troy Caupain

By Class	
True Freshmen	(3) Jacob Evans III, Justin Jenifer, Tre Scott
Sophomores	(2) Gary Clark, Quadri Moore
Juniors	(4) Troy Caupain, Kevin Johnson, Zack Tobler, Kyle Washington
Seniors	(3) Farad Cobb, Coreontae DeBerry, Octavius Ellis
R-Seniors	(1) Shaq Thomas

By Height	
6-10	Octavius Ellis
6-9	Coreontae DeBerry, Kyle Washington
6-8	Gary Clark, Quadri Moore, Tre Scott
6-7	Shaq Thomas
6-6	Jacob Evans III
6-5	Zack Tobler
6-4	Troy Caupain
6-3	Kevin Johnson
6-1	Farad Cobb
5-10	Justin Jenifer

QUICK FACTS

GENERAL INFORMATION	
Location	Cincinnati, Ohio 45221
Founded	1819
Enrollment	44,096
Nickname	Bearcats
Colors	Red (PMS: 186) and Black
Arena (Capacity)	Fifth Third Arena (13,176)
Affiliation	NCAA Division I
Conference	American
President	Dr. Santa J. Ono
Alma mater/year	Chicago, '84
Director of Athletics	Mike Bohn
Alma mater/year	Kansas, '83
Faculty Representative	Dr. David M. Szymanski
Department of Athletics Phone	(513) 556-4603
Athletics Ticket Office Phone	(877) CATS-TIX

ATHLETIC COMMUNICATIONS	
Asst. AD/Primary Basketball Contact	Andre Foushee
Office/Cell Phone	(513) 556-5182/(859) 797-7871
Press Row Phone	(513) 556-3800
Email Address	Andre.Foushee@uc.edu
Secondary Basketball Contact	TBA
Office/Cell Phone	TBA/TBA
Email Address	TBA
Website	GoBearcats.com
Twitter	@GoBearcats and @GoBearcatsMBB

BASKETBALL STAFF	
Head Coach	Mick Cronin (Cincinnati '97)
Basketball Office Phone	(513) 556-5847
Associate Head Coach	Larry Davis (Asbury '78)
Assistant Coach	Darren Savino (Jersey City '94)
Assistant Coach	Antwon Jackson (Pikeville College '93)
Director of Operations	Drew Seidenberger (Cincinnati '09)
Dir. of Student-Ath. Devel.	Mark Berger (Cincinnati '01)
Asst. Dir. of Student-Ath. Devel.	JaQuon Parker (Cincinnati '14)
Video Coordinator	T.J. Wolf (Murray State '07)
Program Assistant	Greg Youncofski (Kansas '13)
Assoc. AD/Sports Medicine	Bob Mangine (Pittsburgh '73)
Head Athletic Trainer	Robb Williams (Ohio State '82)
Dir. /Strength & Condition	Mike Rehfeldt (St. Cloud St. '05)
Administrative Assistant	Winona Shaw-Gunn

HISTORY	
First year of basketball	1901-02
All-time record (entering the season)	1,705-986 (.634)
NCAA appearances/last	29/2015
All-time record	44-28 (.611)
Final Four appearances/last	6/1992
Elite Eight appearances/last	8/1996
Sweet 16 appearances/last	10/2012
Conference Championships/last	38/2014
Postseason NIT appearances/last	10/2010
All-time record	8-10 (.444)

TEAM INFORMATION	
2014-15 Record	23-11
American Athletic Conference Record (Place)	13-5 (T-3rd)
Starters returning/lost	5/0
Letterwinners returning/lost	9/4
Percent of scoring returning	88.0 percent (1,860 of 2,113)
Percent of rebounding returning	88.2 percent (950 of 1,077)

WESTERN CAROLINA & ROBERT MORRIS

GAME PREVIEWS

- » The University of Cincinnati men's basketball team opens its 115th season on Friday when it plays host to Western Carolina inside Fifth Third Arena. Tip time is set for 7 p.m. ET. The game will be broadcast on ESPN3 and 700 WLW.
- » Fans can purchase tickets at GoBears.com or by calling 1-877-CATS-TIX.
- » Cincinnati enters the game fresh off a pair of exhibition game victories over Division II opponents Grand Valley State (93-63 on Nov. 3) and Bellarmine (81-60 on Nov. 7).
- » Junior guard Kevin Johnson led all Bearcat scorers in the two tune-up games, averaging 16.0 points, including 8-of-12 shooting from three-point range. Senior forward Shaq Thomas poured in 12.5 points and 4.0 assists. In all, five Bearcats averaged double figures in scoring during the exhibition season.
- » Friday's contest marks the third meeting between the two schools with UC claiming victory in both prior matchups. Marcus Sikes made a driving layup at the buzzer to give Cincinnati a 66-64 win in the last meeting - Nov. 10, 2007 at Fifth Third Arena. The Bearcats also earned a 99-72 home win over the Catamounts on Nov. 23, 1996.
- » Cincinnati was picked to finish third in the American Athletic Conference behind SMU and UConn according to preseason voting by the league's coaches. Forward Octavius Ellis (first team all-conference) and Troy Caupain (second team all-conference) were recognized on preseason all-league teams.
- » UC is coming off a 2014-15 campaign that saw the Bearcats post a 23-11 overall record, 13-5 league mark (tying for third place in the conference standings) and advance to the Round of 32 in the NCAA tournament before losing to previous undefeated Kentucky in Louisville, Ky.
- » The Bearcats are receiving votes in both the Associated Press and USA Today preseason polls. Western Carolina is not receiving votes in either poll.
- » Western Carolina was picked to finish eighth in the Southern Conference in a preseason poll of league coaches. Guard Mike Brown garnered preseason all-conference team accolades.
- » The Catamounts finished 15-17 overall last season, including a 9-9 league mark. Brown serves as WCU's top returning scorer. He averaged 13.8 points and 6.3 rebounds a year ago.
- » The Bearcats welcome Robert Morris on Sunday for a 2 p.m. ET contest at Fifth Third Arena. The game will be broadcast on FOX Sports Ohio/ESPN3 and 700 WLW.
- » Robert Morris opens its season on Friday in Philadelphia, Pa., at Penn.
- » Cincinnati won the only prior meeting between the two schools, an 84-59 decision, on Dec. 28, 1993 at Fifth Third Arena.
- » Robert Morris was picked to finish second behind only Mount St. Mary's according to a preseason poll of Northeast Conference (NEC) coaches. The Colonials are not receiving votes in the AP or USA Today polls.
- » Guard Rodney Pryor, who averaged 15.6 points last season, was chosen preseason all-conference.
- » The Colonials were 20-15 last year, won the NEC tournament and defeated North Florida at the NCAA First Four in Dayton, Ohio, last year.

SCOUTING WESTERN CAROLINA

- » Western Carolina returns four starters from last season's squad that finished 15-17 overall and took fourth place in the Southern Conference with a 9-9 league mark.
- » Three of the Catamounts' four returning starters averaged double figures in scoring led by guard Mike Brown (13.8 ppg, 6.3 rpg). Forward Torrior Brummitt (11.2 ppg, 6.3 rpg), guard Rhett Harrelson (11.8 ppg, 2.4 apg) and forward Justin Browning (5.8 ppg, 4.5 rpg) also return among last year's starters.
- » Brown has been tabbed to the preseason All-SoCon Team as voted upon by the league's coaches.
- » Head coach Larry Hunter looks to replace the SoCon's second-leading scorer in WCU's guard James Sinclair, who averaged 19.4 points, 6.0 rebounds and 2.9 assists.
- » Western Carolina was picked to finish eighth in the Southern Conference in a preseason poll of league coaches.

SERIES HISTORY

- » Cincinnati leads 2-0. Both prior meetings have come at Fifth Third Arena. The Bearcats earned a 99-72 home win over the Catamounts on Nov. 23, 1996 and managed a 66-64 win on Nov. 10, 2007 thanks to a driving layup at the buzzer by Marcus Sikes.

CINCINNATI VS.

THE SOUTHERN CONFERENCE

- » Cincinnati is 8-2 all-time against current members of the Southern Conference with meetings against Chattanooga (1-0), East Tennessee State (2-1), Furman (1-0), The Citadel (1-0), UNC-Greensboro (1-0), Western Carolina (2-0) and Wofford (0-1).

SCOUTING ROBERT MORRIS

- » Robert Morris is led by senior swingman Rodney Prior who ranked sixth in the Northeast Conference last year, averaging 15.6 points. He finished second in the conference in three-pointers made (81) and three-point percentage (.429).
- » Three other starters return in guard Kavon Stewart (6.1 ppg, 2.4 rpg), forward Aaron Tate (3.8 ppg, 4.4 rpg) and forward Elijah Minnie (6.8 ppg, 4.9 rpg).
- » The Colonials were picked to finish second in the NEC by the league's coaches in the preseason. Prior was tabbed to the preseason all-conference squad.
- » Robert Morris was 20-15 last year, won the NEC tournament and defeated North Florida, 81-77, at the NCAA First Four in Dayton, Ohio, last year.
- » Sixth-year head coach Andrew Toole has directed the Colonials to four consecutive 20-win campaigns while never finishing lower than third in the league.

SERIES HISTORY

- » Cincinnati leads 1-0. The Bearcats claimed a 84-59 win over Robert Morris on Dec. 28, 1993 at Fifth Third Arena.

CINCINNATI VS.

THE NORTHEAST CONFERENCE

- » Cincinnati is 13-0 all-time against current members of the Northeast Conference with victories over Fairleigh Dickinson (2-0), LIU Brooklyn (1-0), Mount St. Mary's (1-0), Robert Morris (1-0), St. Francis Brooklyn (2-0), Saint Francis (4-0) and Wagner (2-0).

THE BEARCATS ON OPENING NIGHT

- » The regular-season opener with Western Carolina on Friday officially begins the 115th season of UC men's basketball.
- » Basketball formally debuted as a selected varsity team in 1901-02, playing nine games and finishing with a 5-4 record.
- » Cincinnati is 93-21 (.816) in season openers, including an 82-10 (.891) mark at home.
- » The Bearcats are 32-2 in their last 34 season openers (69-62 loss at Oklahoma State on Nov. 16, 2001 and an 86-75 loss at home to Belmont on Nov. 9, 2007).
- » UC is 22-1 (.957) in season openers at Fifth Third Arena at the Shoemaker Center since it opened in 1989-90 with a 66-64 win over Minnesota on Nov. 25. The Bearcats have opened a season away from Fifth Third Arena only three times since it opened.
- » The Bearcats are 96-17 (.850) in home openers all-time (UC did not play a home game during the 1906-07 season) and have won 49 of their last 50 home debuts dating back to 1965-66. The lone loss was to Belmont (86-75) on Nov. 9, 2007.

FIFTH THIRD ADVANTAGE

- » Cincinnati is 33-4 at Fifth Third Arena since the start of the 2013-14 season. The Bearcats finished 15-3 at home in 2014-15 with losses coming to VCU (68-47 on Dec. 20), Tulane (50-49 on Feb. 14) and Xavier (59-57 on Feb. 18). UC was 18-1 in 2013-14.
- » The Bearcats are 16-2 at Fifth Third Arena in American Athletic Conference games, including an 8-1 mark last season after falling to Tulane 50-49 at the buzzer on Feb. 14. The other loss came in 2013-14 to Louisville, 58-57, on Feb. 22, 2014.
- » UC is 354-76 (.823) all time in Fifth Third Arena, home of the Bearcats since the 1989-90 campaign. UC is 118-42 (.736) at the facility during the Mick Cronin coaching era.
- » The Bearcats finished the 2013-14 home slate 18-1 at home, tying for the second-most single-season wins in the arena since UC was 18-2 in 1993-94. The arena record was set in 1997-98 (19-1).
- » UC won its first 17 home games in 2013-14 - the best start in Fifth Third Arena history - before dropping a 58-57 decision to then-No. 11 Louisville on Feb. 22, 2014.

A LOOK BACK AT THE EXHIBITION GAMES:

- » **CINCINNATI 93, GRAND VALLEY STATE 63 -**
- » Five Bearcats scored in double figures led by a game-high 18 points and six assists from Shaq Thomas as Cincinnati posted a 93-63 win over Grand Valley State in exhibition action on Nov. 3.
- » UC shot 53.8 percent (28 of 52) from the field, including 15-of-27 shooting from three-point range. Troy Caupain, Farad Cobb and Kevin Johnson each made a trio of threes. Gary Clark grabbed a game-high 10 rebounds.
- » The Bearcats had 22 assists on 28 made baskets while posting nine blocks and nine steals.
- » Chaz Rollins and Richardo Carbajal led the Lakers with 15 points each.

» **CINCINNATI 81, BELLARMINE 60 -**

- » Kevin Johnson scored a game-high 19 points on 6-of-8 shooting with five three-pointers to lead Cincinnati to an 81-60 win over Bellarmine in exhibition play on Nov. 7.
- » Quadri Moore and Troy Caupain added 11 points each for the Bearcats while Rusty Troutman led Bellarmine with 12 points and seven rebounds.
- » The Bearcats held the Knights to 33.9 percent shooting from the field while converting 18 turnovers into 22 points. UC swiped 10 steals and outscored Bellarmine 20-6 in fastbreak points.

TIP INS

- » The Bearcats improved to 20-0 in exhibition games under Mick Cronin with their 81-60 win over Bellarmine on Nov. 7.
- » Cincinnati has won its last 40 preseason exhibition games dating back to an 85-82 loss to Athletes in Action on Nov. 18, 1995.
- » After beginning the 2014-15 campaign with no returning starters, Cincinnati tips off the 2015-16 season with five returning starters, its top six scorers and nine lettermen.
- » Forward Gary Clark became the first true freshman since Lance Stephenson (vs. Prairie View A&M on Nov. 16, 2009) to start a season opener last year against Saint Francis. Clark had 10 points, six rebounds and four steals in his collegiate debut.
- » Cincinnati starts the 2015-16 season with a flurry of games in November. The Bearcats will play seven games over the next 16 days, including four at home, one in Bowling Green, Ohio, and a pair of contests at the Barclays Center in Brooklyn, N.Y.

CUMBERLAND SIGNS WITH CINCINNATI

- » Guard Jarron Cumberland has signed a national letter of intent to attend the University of Cincinnati and play basketball for the Bearcats beginning with the 2016-17 season, head coach Mick Cronin announced Wednesday.
- » Cumberland, a 6-foot-5, 215-pound guard from Wilmington, Ohio, averaged 24.5 points, 7.5 rebounds and 3.3 assists as a junior at Wilmington High School last season. He helped lead the Hurricane to a 24-2 record while earning First Team Associated Press Division I All-Ohio accolades a year ago.
- » Cumberland has been evaluated as a four-star prospect and ranks among the top 100 players in the nation according to Rivals, ESPN, Scout and 247 Sports. He averaged 17.8 points, 5.4 rebounds, 2.0 assists and 1.8 steals during AAU action with King James (Ohio) this summer, later earning Third Team All-Peach Jam honors during Nike EYBL action.
- » "Jarron is a great young man from a wonderful family and is one of the best guards in the country," Cronin said. "He has size and skill, but what I love most about him is his toughness. He is a real competitor. We are very excited to sign the best player in Ohio, in my opinion. Jarron already bleeds Red and Black and our fans will love him."

BEARCAT POINTS OF PRIDE

- » Cincinnati is one of 11 teams to make the NCAA tournament each of the past five seasons along with Duke, Gonzaga, Kansas, Louisville, Michigan State, North Carolina, Ohio State, San Diego State, VCU and Wisconsin.
- » The Bearcats are one of only six teams to rank among the nation's top-25 leaders in scoring defense each of the past three seasons.
- » The Bearcats are seeking the program's 30th NCAA tournament appearance this season. Only 18 teams in the nation enter the year with at least 30 trips to the Big Dance.
- » Cincinnati enters the season ranked 20th in the nation for most victories in program history with 1,705.
- » UC has won at least 22 games in each of the last five seasons, including a high mark of 27 victories during the 2013-14 season.
- » Cincinnati returns at least 88 percent of its scoring, field goals, rebounds, steals and blocks from last season.
- » Seven different Bearcats led the team in scoring last season: Troy Caupain (10 times), Octavius Ellis (eight), Farad Cobb (seven), Kevin Johnson (four), Shaq Thomas (three), Gary Clark (twice) and Jermaine Sanders (twice).
- » The Bearcats have won their last 42 games when scoring 60 or more points.
- » Mick Cronin ranks as the winningest coach in the nation among active coaches his age (44) or younger and is listed among the top-10 most successful coaches under the age of 50.

SINCE THE START OF 2010-11

- » Following are some of the Bearcats' accomplishments over the last five seasons:
- » Compiled a 124-50 overall mark.
- » Registered five 20-win seasons and three years with at least 26 victories.
- » Participated in the NCAA Tournament each season and advanced to the NCAA Sweet 16 in 2012.
- » Appeared in the 2012 BIG EAST Championship title game.

CINCINNATI TRADITION - BY THE NUMBERS

- » **2** National Titles (1961, 1962)
- » **6** Final Fours (1959-63, 1992)
- » **8** Elite Eights (Last: 1996)
- » **10** Sweet Sixteens (Last: 2012)
- » **29** NCAA Tournament Appearances
- » **19** NCAA Tournament Appearances since 1992
- » **10** NIT Appearances
- » **28** Conference Regular-Season Titles (Last: 2014)
- » **10** Conference Tournament Titles (Last: 2004 [C-USA])
- » **1,705** all-time wins (20th most in nation)
- » **30** All-Americans (Last: Sean Kilpatrick [2014])
- » **74** All-Conference Selections
(Last: Sean Kilpatrick & Justin Jackson [2014])
- » **56** NBA Draft Picks (Last: Lance Stephenson [2010])
- » **49** members of 1,000-point club (T-9th most in nation)
- » **388** weeks ranked in AP Top 25 (12th most in nation)
- » **203** weeks ranked in AP Top 10
- » **45** weeks ranked No. 1
- » **2** Members of National Basketball Hall of Fame
Jack Twyman & Oscar Robertson
- » **2** Olympic Gold Medalists
Robertson (1960) & George Wilson (1964)

-SEASON NOTES-**BEARCATS PICKED TO FINISH THIRD IN THE AMERICAN**

- » American Athletic Conference coaches picked Cincinnati to finish third in the league at preseason conference media day on Oct. 27.
- » Cincinnati received one first-place vote and 84 points overall to finish third behind defending league champion SMU (98 points) and UConn (87). The Mustangs were awarded eight first-place votes while the Huskies received two first-place votes.
- » Tulsa garnered 76 points for fourth place. Memphis was fifth with 59 points and Temple took sixth with 54 points. Houston (48), East Carolina (31), UCF (30), USF (20) and Tulane (11) rounded out the predicted order of finish.

ELLIS, CAUPAIN RECEIVE PRESEASON ACCOLADES FROM LEAGUE COACHES

- » Octavius Ellis earned first team all-conference honors while Troy Caupain received second team all-league accolades from American coaches at the league's media day on Oct. 27.
- » Ellis is the first Bearcat tabbed preseason all-conference first team since Sean Kilpatrick earned the distinction from coaches in The American prior to the start of the 2013-14 campaign.
- » Ellis led the Bearcats in scoring (9.9 points) and blocks (2.0) while ranking second in rebounding (7.2) during the 2014-15 season. He ranked as the only player in The American to be listed among the top four leaders in field goal percentage (third at .557), blocks (third at 2.0) and rebounding (fourth at 7.2).
- » Caupain averaged 9.6 points and a team-high 3.6 assists while shooting a league best 46.5 percent from three-point range during conference play a year ago.

BREAKING DOWN THE BEARCATS**RETURNING NUMBERS**

CATEGORY	RETURN	LOST	PCT. RETURN
Scoring	1,860	253	88.0%
Field Goals	674	87	88.6%
Three-Pointers	137	30	82.0%
Rebounding	950	127	88.2%
Blocks	180	5	97.3%
Steals	194	28	87.4%
Minutes	5,898	1,002	85.5%

RETURNING STATISTICAL LEADERS

CATEGORY	NO.	PLAYER
Scoring	9.9	Octavius Ellis
Field Goals	122	Octavius Ellis
Three-Pointers	53	Farad Cobb
Free Throws	93	Octavius Ellis
Rebounding	7.2	Gary Clark
Assists	121	Troy Caupain
Blocks	67	Octavius Ellis
Steals	41	Troy Caupain
Minutes	31.3	Troy Caupain

NEWS FROM THE WEIGHT ROOM

- » The 2015-16 Bearcats have made great strides in the weight room according to director of strength and conditioning Mike Rehfeldt.
- » **OCTAVIUS ELLIS** - Gained 15 pounds since last season while improving his max vertical reach to 12.2". Owns a 7'2.5" wing span.
- » **COREONTAE DEBERRY** - Lost 25 pounds and three percent body fat since the end of last season. Owns a 7'4" wingspan and possess large hands, measuring 12" from pinkie to thumb.
- » **SHAQ THOMAS** - Gained 10 pounds since last season and 36 pounds since enrolling. Owns a 43" max vertical and 36" no-step vertical.
- » **TROY CAUPAIN** - Gained 10 pounds since last season and owns the highest bench press on the team.
- » **KEVIN JOHNSON** - Gained 10 pounds since last season and 20 pounds since enrolling. Owns a 45.5" max vertical.
- » **GARY CLARK** - Gained 18 pounds since his freshman year. Owns a 41" max vertical and 37" no-step vertical.
- » **TRE SCOTT** - Gained 23 pounds since July. Owns a 43" max vertical and 37.5" no-step vertical.
- » **JUSTIN JENIFER** - Lost 15 pounds this summer while improving his agility by a second and sprint by 0.3 seconds.

MICK CRONIN RADIO SHOW

- » The Mick Cronin Radio Show will air weekly on 700 WLW providing in-depth analysis of Bearcats basketball.
- » Coach Cronin is joined weekly by the Voice of the Bearcats, Dan Hoard and color analyst Chuck Machock.
- » The show takes place at the original Montgomery Inn, except during the month of December when it originates from the 700 WLW studios.

THE MICK CRONIN RADIO SHOW SCHEDULE

Day	Date	Location	Time	Station
Thurs.	Nov. 19	Original Montgomery Inn	8 p.m.	WLW
Thurs.	Dec. 3	700 WLW Studio	8 p.m.	WLW
Thurs.	Dec. 10	700 WLW Studio	8 p.m.	WLW
Thurs.	Dec. 17	700 WLW Studio	8 p.m.	WLW
Wed.	Dec. 30	700 WLW Studio	8 p.m.	WLW
Mon.	Jan. 4	Original Montgomery Inn	8 p.m.	ESPN 1530
Mon.	Jan. 11	Original Montgomery Inn	8 p.m.	WLW^
Mon.	Jan. 18	Original Montgomery Inn	8 p.m.	WLW^
Mon.	Jan. 25	Original Montgomery Inn	8 p.m.	WLW^
Mon.	Feb. 1	Original Montgomery Inn	8 p.m.	WLW^
Wed.	Feb. 10	Original Montgomery Inn	8 p.m.	WLW
Mon.	Feb. 15	Original Montgomery Inn	8 p.m.	WLW
Mon.	Feb. 22	Original Montgomery Inn	8 p.m.	WLW
Mon.	Feb. 29	Original Montgomery Inn	8 p.m.	WLW
Mon.	Mar. 7	Original Montgomery Inn	8 p.m.	WLW
Mon.	Mar. 14	Original Montgomery Inn	8 p.m.	WLW
Mon.	Mar. 21	Original Montgomery Inn	8 p.m.	WLW*
Mon.	Mar. 28	Original Montgomery Inn	8 p.m.	WLW*
Mon.	Apr. 5	Original Montgomery Inn	8 p.m.	WLW *

(^) Show may be available on different station due to Bengals NFL playoff appearance.

(*) If necessary

IMG/CINCINNATI RADIO NETWORK

- » UC men's basketball regular-season and post-season games can be heard in 38 states and a third of Canada thanks to a 16-year partnership with ClearChannel and its signature station 700 WLW, which is based in Cincinnati.
- » 700 WLW provides in-depth coverage, live play-by-play

and postgame reaction from head coach Mick Cronin. The broadcast also include a 30-minute pregame show.

- » Dan Hoard provides play-by-play alongside Chuck Machock. Mo Egger serves as host/engineer.

-2014-15 SEASON REVIEW- TEAM ACCOMPLISHMENTS

- » Cincinnati became one of only 11 teams in the nation to have made five consecutive appearances in the NCAA tournament, joining Duke, Gonzaga, Kansas, Louisville, Michigan State, North Carolina, Ohio State, San Diego State, VCU and Wisconsin.
- » The Bearcats registered 20 or more wins for the fifth consecutive season.
- » The Bearcats ranked nationally in scoring defense (sixth at 55.8 points per game), fewest fouls committed (12th at 14.9), blocks per game (12th at 5.4) and field-goal percentage defense (15th at .388).
- » Cincinnati's scoring defense (55.8 points) was its lowest allowed since the 1961-62 season (55.1).
- » Cincinnati has allowed its opponents a season average of fewer than 60 points a game in four of the past five years.
- » The Bearcats have won their last 42 games when scoring 60 or more points dating back to a 74-61 season-opening win against N.C. Central on Nov. 8, 2013.
- » The Bearcats shot a Cronin era-best 45.3 percent from the field (716 of 1581) for the 2014-15 season.
- » UC associate head coach Larry Davis directed the Bearcats to a 16-9 mark in the absence of head coach Mick Cronin, who sat out the final 25 games of the season following a diagnosis of a non-life threatening vascular condition known as arterial dissection.
- » Davis is believed to be the first non-head coach to lead a team through multiple games of a regular season and into the NCAA tournament since 1961. That season Princeton head coach Franklin Cappon suffered a heart attack 11 games into the year before assistant coach Jake McCandless stepped in and led the Tigers to the NCAA tournament.
- » Cincinnati tied Temple for third place in the American Athletic Conference standings with a 13-5 league record. The Bearcats received the third seed in the conference tournament due to tie-breaker rules (after beating league champion SMU twice in the regular season).
- » Cincinnati's 63-53 road win at Houston on Feb. 21 marked the 1,700th victory in program history. The Bearcats finished the year ranked 20th in the nation for most all-time wins with 1,705.
- » Despite only averaging 62.1 points, the 2014-15 Bearcats ranked as the most accurate shooting team of the Mick Cronin coaching era with a .446 field goal shooting percentage.
- » Cincinnati shot 64.7 percent (33 of 51) from the field against UCF (Feb. 25), marking the fourth-best shooting percentage in a game in school history. The Bearcats also shot 75.0 percent (6 of 8) from three-point range, the second-best mark in school history.

PLAYER ACCOMPLISHMENTS

- » Junior forward Octavius Ellis ranked as the only player in The American listed in the top four in blocks (third at 2.0), field-goal percentage (third at .557) and rebounds (fourth at 7.2 per game). His 1.97 blocks ranked 53rd nationally. He had a career-high six blocks at UConn (Jan. 10).
- » Freshman forward Gary Clark finished second among

all freshmen rebounders in The American, averaging 7.2 rebounds during the year. He ranked third overall in rebounding in the league. Clark's 7.24 rebounds per game were the most by a UC freshman since Danny Fortson pulled down 7.59 rebounds during the 1994-95 campaign. Clark's 246 rebounds were the second most by a freshman in UC history (Fortson had 258). He pulled down a career-high and UC freshman record 16 rebounds to go with eight points, four blocks and four steals against East Carolina (Jan. 6).

- » Jermaine Sanders became only the third UC player during the Mick Cronin coaching era to play in four NCAA tournaments (along with former teammates Justin Jackson and Sean Kilpatrick). The forward also finished his career as one of only 10 players in school history to play in at least 130 games. He saw action in 105 consecutive games to end his career.

BEARCATS' SCORING DEFENSE AMONG THE NATION'S BEST AGAIN

- » For the third time in the past five seasons Cincinnati's scoring defense ranked among the top 10 in the nation.
- » UC also has held its opponents' season scoring average under 60 points in four of the past five years.

UC's Scoring Defense National Rankings (Last 5 Yrs.)

Team	Pts Allowed	Ranking	Record
2014-15	55.8	6th	23-11
2013-14	58.4	4th	27-7
2012-13	59.0	22nd	22-12
2010-11	59.6	9th	26-9
2011-12	61.5	40th	26-11

AMONG THE BEST DEFENSIVE TEAMS IN SCHOOL HISTORY

Cincinnati's Top Defensive Teams (since 1960)

Team	Coach	Pts Allowed	Record
1962-63#	Ed Jucker	52.9	26-2
1961-62*	Ed Jucker	55.1	29-2
2014-15	Mick Cronin	55.8	23-11
2013-14	Mick Cronin	58.4	27-7
1992-93@	Bob Huggins	58.5	27-5

- National runners up

* - National champions

@ - Elite Eight Appearance

DEFENSE WITHOUT FOULING

- » According to the final NCAA statistics for 2014-15, Cincinnati was one of just seven teams in the nation to rank in the top 20 in both scoring defense and fewest fouls per game.

(Final NCAA Statistics for 2014-15)

Team	Scoring Defense (Rank)/Fouls Per Game (Rank)
Virginia	51.4 (1st)/14.2 (8th)
San Diego State	53.9 (2nd)/14.1 (4th)
Northern Iowa	54.6 (4th)/14.5 (9th)
Cincinnati	55.8 (6th)/14.9 (12th)
Wyoming	56.4 (7th)/13.7 (2nd)
Wisconsin	58.2 (12th)/12.5 (1st)
American	58.6 (13th)/14.7 (10th)

-GOBEARCATS.COM-



THE CRONIN FILE

- » **Hometown:** Cincinnati, Ohio
- » **Alma Mater:** Cincinnati '97
- » **Family:** daughter, Samantha

COACHING EXPERIENCE

- » **1998-2001:**
Assistant Coach, Cincinnati
- » **2002-2003:**
Associate Head Coach, Louisville
- » **2004-2006:**
Head Coach, Murray State
- » **2007-Present:**
Head Coach, Cincinnati

AWARDS

- » 2014 American Athletic Conference Coach of the Year
- » 2014 NABC District 25 Coach of the Year
- » 2014 Finalist for USBWA Henry Iba Award
- » 2006 Ohio Valley Conference Coach of the Year

NOTES & ACCOMPLISHMENTS

- » Cronin ranks as the nation's winningest college basketball coach age 44 or younger entering the 2015-16 campaign.
- » Cincinnati has compiled 124 wins since the start of 2010-11 season with five 20-win seasons, including three years with at least 26 victories.
- » The Bearcats are one of only 11 programs in the nation to appear in each of the last five NCAA Tournaments.
- » Cincinnati has ranked among the nation's top 25 defenses each of the last three seasons in scoring defense, field-goal percentage defense and blocks per game.
- » The Bearcats claimed the 2014 American Athletic Conference regular-season crown.
- » Murray State won the 2004 Ohio Valley Tournament crown and the 2006 OVC regular-season and tournament title.
- » Cronin has directed seven teams to the NCAA Tournament as a head coach and advanced 14 teams to the Big Dance as a head coach or assistant.

CINCINNATI HEAD COACH MICK CRONIN

Adversity tends to bring out one's true colors – even with a college basketball program. And when Mick Cronin was forced to sit out most of the 2014-15 campaign for precautionary reasons due to a vascular condition known as arterial dissection, fans quickly learned the wherewithal of Cincinnati basketball.

A young team without any returning starters from the previous season overcame the loss of its head coach, won 23 games and managed to reach the NCAA tournament for a fifth consecutive year. But more importantly, the group's determination, toughness and togetherness illustrated the winning culture that has grown under Cronin's leadership.

Ever since Cronin was named head coach in March 2006, the Cincinnati native and UC alumnus has displayed a steadfast determination to return the Bearcats to national prominence. Facing a rebuilding job that started with a roster featuring only one returning letterman, Cronin's commitment never wavered. Even while competing within arguably the sport's toughest league ever organized – the old BIG EAST Conference.

Despite the surroundings, Cincinnati began the retooling process, becoming the only program from a major conference to improve its win total every season from 2007 to 2011, building from 11 wins in 2007 to 26 victories and a return to the NCAA tournament in 2011.

Now a fixture at the Big Dance, Cincinnati can include itself on an elite list of 11 programs appearing in each of the last five NCAA tournaments, along with Duke, Gonzaga, Kansas, Louisville, Michigan State, North Carolina, Ohio State, San Diego State, VCU and Wisconsin.

FIVE CONSECUTIVE TRIPS TO THE NCAA TOURNAMENT

2014-15: A young, inexperienced group of newcomers and role players overcame the loss of its head coach due to health reasons and banded together to register a 23-11 mark and advance to the program's first third-round NCAA tournament appearance since 2012. UC finished third in the conference but swept league-winner SMU and registered a victory at second-place Tulsa (in the only meeting between the schools) to secure the school's fifth consecutive NCAA tournament invite. The Bearcats outlasted Purdue 66-65 in overtime in the second round of the NCAA tournament before falling to previously unbeaten Kentucky, 64-51.

2013-14: Cincinnati won a share of the inaugural American Athletic Conference regular-season crown, the program's first conference title since 2003-04, behind the efforts of AP All-American Sean Kilpatrick and league defensive player of the year Justin Jackson. Kilpatrick led The American with 20.6 points per game and Cronin was named The American's Coach of the Year in leading UC to a 27-7 record – its most wins since 2001-02. The Bearcats strung together 15 consecutive wins, including their first 11 league games. UC was listed among the top 15 teams in the AP poll during each of the last eight weeks of the regular season, climbing as high as seventh.

2012-13: Senior Cashmere Wright fought through nagging injuries and, along with fellow senior JaQuon Parker and junior Sean Kilpatrick, helped lead the Bearcats to a 22-12 overall record and third consecutive NCAA tournament appearance. Wright finished his career as UC's all-time steals leader (198) and Cronin claimed his 200th career coaching win. The Bearcats ranked sixth nationally with 6.1 blocks per game.

2011-12: Cincinnati advanced to the NCAA Sweet 16, registered 26 wins for the second consecutive season and defeated a school record eight nationally ranked teams, including No. 2 Syracuse in the semifinals of the BIG EAST Championship. The Bearcats posted a school-record 12 wins in the BIG EAST en route to tying for fourth place in the league standings and finishing as runners up in the league tournament. Yancy Gates capped off his career as one of only six players in program history to compile more than 1,400 points and 900 rebounds. The Bearcats outlasted Texas and Florida State before falling to Ohio State in the NCAA tournament.

2010-11: Cincinnati won its first 15 games of the season and closed strong with five victories in its last six regular-season contests to secure its first NCAA tournament appearance since 2005. Yancy Gates led the Bearcats with 11.9 points and 6.9 rebounds and Sean Kilpatrick was named to the BIG EAST All-Rookie team. UC defeated Missouri 78-63 before falling to eventual national champion UConn 69-58 in the third round of the NCAA tournament. The Bearcats finished 26-9 overall.

Cronin has guided Cincinnati to 124 wins since the start of the 2010-11 season, highlighting one of the most successful periods in program history with five 20-win seasons, including three years with at least 26 victories.

Tenacious defense and continuous all-out effort reflect the Bearcats' standard. Cincinnati is one of only six programs in the nation to rank among the top 25 in scoring defense in each of the last three seasons, joining Florida, Louisville, N.C. Central, Wofford and Wyoming. The Bearcats allowed only 55.8 points a game in 2014-15, the third fewest in school history (since 1960).

You can also find Cincinnati's name listed among the top 25 teams in field-goal percentage defense and blocks per game in each of the last three seasons. The 2012-13 Bearcats squad set Cronin-era high marks, ranking 14th in shooting defense (.387) and sixth in blocks (6.1).

In nine seasons at Cincinnati, Cronin has compiled a 185-118 mark and owns a 254-142 record in 12 years as a college head coach.

PRIOR TO CINCINNATI

Success seems to follow Cronin, who came to Cincinnati after serving three years as head coach at Murray State (2004-06). As mentor of the Racers, Cronin compiled a 69-24 overall record while earning a pair of NCAA tournament berths.

In his debut season as head coach, Cronin directed Murray State to a school-best 28-6 record, the Ohio Valley Conference Tournament championship and an NCAA tournament appearance. His 28 wins were the sixth most in NCAA history for a first-year head coach at the time. He earned OVC Coach of the Year honors two seasons later, guiding Murray State to another OVC regular-season title, league tournament crown and NCAA tournament appearance with a 24-6 mark in 2005-06.

Prior to Murray State, Cronin built a sterling reputation for his ability to evaluate and recruit top talent. In his stint at UC as an assistant coach for Bob Huggins from 1997-2001, Cronin recruited several top players, including NBA Draft selections Steve Logan (Golden State); DerMarr Johnson (Atlanta); Pete Miceal (Dallas); Kenny Satterfield (Dallas); and Jason Maxiell (Detroit).

Following the 2000-01 season, Cronin became the associate head coach and recruiting coordinator at Louisville, under Rick Pitino. In his first year, Cronin helped attract a top-10 ranked recruiting class.

COMMUNITY INVOLVEMENT

Cronin's passion for success on the court also carries over to the local community where he is committed to making a difference. He currently serves as a board member on the American Cancer Society's Coaches vs. Cancer of Southwest Ohio chapter.

He also assists with a major fundraising event - Soul of the City Soiree - for Our Daily Bread that has generated more than \$100,000 each of the past four years to assist the soup kitchen and community center in Cincinnati.

Cronin also annually speaks with the Young Executive Group of the Catholic Inner-City Schools Education (CISE) Fund. The group raises money from area corporations to help give children from low income urban settings the opportunity to attend Catholic schools.

During the 2013-14 season, Cronin also wrote a column in the Cincinnati Enquirer highlighting the dangers of texting while driving as part of the AT&T sponsored "It Can Wait" campaign. He spotlighted the campaign again during an on-campus awareness event in October 2014.

PATH TO COACHING

Cronin has long held great pride in the Queen City, the University of Cincinnati and the sport of basketball. As a child growing up on the west side of town, he used to follow his father Harold "Hep" Cronin -- a highly successful local high school coach with more than 400 career wins -- around the gyms of Cincinnati. A product of LaSalle High School, Cronin had his playing career end sooner than expected due to a knee injury in high school.

That didn't stop his desire to find his place in basketball. While completing his undergraduate degree at UC, Cronin served as assistant varsity coach and head junior varsity coach at Woodward High School. He helped develop six players who went on to play Division I college basketball, including former Bearcat Damon Flint, who ranks among the top 25 scorers in program history.

Cronin made the jump from high school to college coaching during the 1996-97 season joining Huggins as video coordinator at UC. A year later, Cronin was elevated to an assistant coach for the Bearcats, setting the stage for his long tenure in college basketball.

Cronin resides in Cincinnati with his nine-year old daughter, Samantha.



CRONIN'S YEARLY COACHING RECORD

SEASON	SCHOOL (CONF.)	POSITION	RECORD/CONF.	POSTSEASON (RECORD)
1996-97	Cincinnati (C-USA)	Video Coordinator		
1997-98	Cincinnati (C-USA)	Asst. Coach	27-6/14-2	NCAA West Regional (1-1)
1998-99	Cincinnati (C-USA)	Asst. Coach	27-6/12-4	NCAA East Regional (1-1)
1999-00	Cincinnati (C-USA)	Asst. Coach	29-4/16-0	NCAA South Regional (1-1)
2000-01	Cincinnati (C-USA)	Asst. Coach	25-10/11-5	NCAA West Regional Semis (2-1)
2001-02	Louisville (C-USA)	Assoc. Head Coach	19-13/8-8	NIT (1-1)
2002-03	Louisville (C-USA)	Assoc. Head Coach	25-7/11-5	NCAA East Reg. (1-1)
2003-04	Murray State (OVC)	Head Coach	28-6/14-2	NCAA Atlanta Reg. (0-1)
2004-05	Murray State (OVC)	Head Coach	17-11/11-5	---
2005-06	Murray State (OVC)	Head Coach	24-7/17-3	NCAA Washington Reg. (0-1)
MURRAY STATE TOTALS		3 years	69-24/42-10	.742/.808
2006-07	Cincinnati (BIG EAST)	Head Coach	11-19/2-14	---
2007-08	Cincinnati (BIG EAST)	Head Coach	13-19/8-10	Col. Basketball Invit. (0-1)
2008-09	Cincinnati (BIG EAST)	Head Coach	18-14/8-10	---
2009-10	Cincinnati (BIG EAST)	Head Coach	19-16/7-11	NIT (1-1)
2010-11	Cincinnati (BIG EAST)	Head Coach	26-9/11-7	NCAA Third Round (1-1)
2011-12	Cincinnati (BIG EAST)	Head Coach	26-11/12-6	NCAA East Regional Semis (2-1)
2012-13	Cincinnati (BIG EAST)	Head Coach	22-11/9-9	NCAA Second Round (0-1)
2013-14	Cincinnati (American)	Head Coach	27-7/15-3	NCAA Second Round (0-1)
2014-15	Cincinnati (American)	Head Coach	23-11/13-5	NCAA Third Round (1-1)
CINCINNATI TOTALS		9 years	185-118/85-75	.611/.531
HEAD COACHING TOTALS		12 years	254-142/128-85	.641/.601

CRONIN'S RECORD AGAINST ALL OPPONENTS

SCHOOL	W-L	SCHOOL	W-L	SCHOOL	W-L
Alabama	1-0	Lipscomb	1-0	Southern Miss	1-0
Alabama State	1-0	Louisville	5-7	South Carolina Upstate	1-0
Appalachian State	1-0	Marquette	3-4	South Dakota	1-0
Arkansas-Little Rock	1-0	Marshall	1-1	St. Francis (Pa.)	2-0
Arkansas-Pine Bluff	2-0	Maryland	1-0	St. John's	5-6
Arkansas Tech	1-0	Maryland Eastern Shore	1-0	St. Mary's (Calif.)	0-1
Austin Peay	4-1	Memphis	3-4	Stony Brook	1-0
Belmont	0-1	Miami (Ohio)	5-0	Syracuse	2-6
Bowling Green	0-1	Middle Tennessee	2-0	Texas	1-0
Bradley	0-1	Mississippi State	1-0	TCU	1-0
Butler	0-0	Mississippi Valley State	1-0	Temple	4-1
Cal-State Bakersfield	1-0	Missouri	1-1	Tennessee	0-1
Cal-Davis	1-0	Morehead State	8-0	Tennessee State	5-1
Campbell	2-0	Morgan State	0-0	Tennessee Tech	3-2
Campbellsville	1-0	Mount St. Mary's	1-0	Tennessee-Martin	9-0
Central Michigan	1-0	Nebraska	1-1	Texas A&M-CC	1-1
Charleston Southern	1-0	New Mexico	0-2	Texas-San Antonio	2-0
Chicago State	3-0	Norfolk State	0-0	Texas Southern	2-0
Cincinnati	0-1	North Carolina	0-1	Toledo	2-0
Coastal Carolina	2-0	North Carolina A&T	1-0	Tulane	1-1
Creighton	0-1	North Carolina Central	2-0	Tulsa	1-0
Dayton	1-1	NC State	3-1	UAB	1-4
Delaware State	2-0	Northwestern State	1-0	UCF	5-0
DePaul	6-3	Notre Dame	3-7	UConn	6-11
East Carolina	1-1	Oakland	1-0	UMass Lowell	1-0
Eastern Illinois	6-1	Ohio	0-1	UNLV	1-0
Eastern Kentucky	6-1	Ohio State	0-2	USC Upstate	2-0
Fairfield	1-0	Oklahoma	2-0	USF	8-4
Florida A&M	1-0	Ole Miss	0-1	Utah Valley	1-0
Florida State	1-1	Oregon	1-0	Vanderbilt	1-0
Georgetown	6-6	Pittsburgh	4-8	Villanova	4-4
Georgetown College	1-0	Prairie View A&M	1-0	VCU	0-1
George Washington	0-0	Presbyterian	0-1	Wagner	2-0
Georgia	1-0	Providence	4-5	Weber State	1-0
Georgia Southern	1-0	Purdue	1-0	West Florida	1-0
Gonzaga	0-1	Radford	1-0	West Virginia	3-5
Harvard	0-1	Rice	2-0	Western Carolina	1-0
High Point	1-0	Robert Morris	0-0	Western Illinois	1-0
Houston	4-0	Rutgers	8-4	Western Kentucky	1-1
Howard	1-0	Samford	2-3	Winthrop	1-0
Illinois	0-1	San Diego State	1-0	Wofford	0-1
Illinois-Chicago	1-0	Savannah State	1-0	Wright State	3-0
Illinois State	0-1	Seton Hall	4-3	Xavier	3-6
Iowa State	1-0	SIU-Edwardsville	2-0		
IPFW	1-0	SMU	3-1	2015-16 opponents in boldface	
Jacksonville State	6-0	SE Missouri State	5-2		
Kennesaw State	1-0	Southern Illinois	1-2		
Kentucky	0-1	SE Louisiana	0-0		

CINCINNATI'S DEFENSIVE NUMBERS UNDER CRONIN

CINCINNATI'S DEFENSIVE STATISTICS DURING THE MICK CRONIN ERA (NINE SEASONS; 2007-PRESENT)

YEAR	UC RECORD	OPP FGM-FGA	OPP FG%	OPP 3FGM-3FGA	OPP 3FG%	OPP PPG	GAMES ALLOWED <70 PTS	GAMES ALLOWED <60 PTS	GAMES ALLOWED <50 PTS	GAMES ALLOWED <40% FG	GAMES ALLOWED <35% FG	FORCED TURNOVERS	UC BLOCKS	UC STEALS
2006-07	11-19	685-1539	.445	231-612	.377	67.7	14	8	2	8	4	451	58	230
2007-08	13-19	717-1669	.430	209-621	.337	67.8	18	7	2	8	3	380	73	169
2008-09	18-14	752-1802	.417	186-581	.320	66.3	19	10	3	13	7	406	103	183
2009-10	19-16	807-1954	.413	230-676	.340	66.5	23	12	1	13	5	423	107	199
2010-11	26-9	735-1790	.411	171-529	.323	(9th) 59.6	30	18	7	17	7	492	129	258
2011-12	26-11	849-2063	.412	207-641	.323	(40th) 61.5	29	15	4	16	7	518 (44th)	170 (43rd)	298
2012-13	22-12	716-1851	(14th) .387	171-562	(34th) .304	(22nd) 59.0	30	18	3	16	9	452	(7th) 208	240
2013-14	27-7	690-1745	(19th) .395	182-568	.320	(4th) 58.4	31	19	6	19	8	485	(20th) 188	(24th) 268
2014-15	23-11	700-1804	(15th) .388	192-601	.319	(6th) 55.8	33	22	7	21	11	409	(11th) 185	222

National ranking in parentheses; Cronin-era bests in **boldface**

THE POLLS

ASSOCIATED PRESS POLL
(PRESEASON)

Rk.	Team (First Place Votes)
1	North Carolina (35)
2	Kentucky (10)
3	Maryland (14)
4	Kansas (5)
5	Duke
6	Virginia (1)
7	Iowa State
8	Oklahoma
9	Gonzaga
10	Wichita St
11	Villanova
12	Arizona
13	Michigan State
14	California
15	Indiana
16	Utah
17	Wisconsin
18	Vanderbilt
19	Notre Dame
20	Connecticut
21	LSU
22	Baylor
23	Purdue
24	Butler
25	Michigan

OTHERS RECEIVING VOTES:

Oregon 116, SMU 112, West Virginia 84, Texas A&M 72, **Cincinnati 63**, Miami (FL) 48, Louisville 46, Georgetown 23, NC State 19, Texas 18, Florida State 18, Rhode Island 17, Dayton 12, Xavier 12, Providence 10, Iowa 6, BYU 5, Valparaiso 5, Boise State 4, Old Dominion 3, San Diego State 2, UCLA 2, Oklahoma State 2, Yale 1, UC Irvine 1, Iona 1, Central Michigan 1.

USA TODAY COACHES POLL
(PRESEASON)

Rk.	Team (First Place Votes)
1	Kentucky (11)
1	North Carolina (12)
3	Maryland (5)
4	Duke (3)
5	Kansas (1)
6	Virginia
7	Iowa State
8	Oklahoma
9	Villanova
10	Arizona
11	Gonzaga
12	Wichita St
13	Michigan State
14	California
15	Indiana
16	Utah
17	Wisconsin
18	Notre Dame
19	LSU
20	Vanderbilt
21	Baylor
22	Butler
23	West Virginia
24	Connecticut
24	Purdue

OTHERS RECEIVING VOTES:

Michigan 108, Louisville 93, Texas A&M 58, UCLA 48, Georgetown 45, **Cincinnati 43**, NC State 36, Oregon 33, Texas 29, Florida State 25, Xavier 25, Miami (FL) 11, San Diego State 10, Iowa 8, Providence 5, Davidson 5, Boise State 5, Ohio State 2, Stephen F Austin 2, Belmont 2, Tulsa 1, Dayton 1, Marquette 1, Old Dominion 1.

CINCINNATI'S WEEKLY RANKINGS

Associated Press	Week	USA Today
--	Preseason	--

2014-15 AMERICAN ATHLETIC CONFERENCE

2014-15 AMERICAN
CONFERENCE STANDINGS (FINAL)

Team	AAC	Pct.	Overall	Pct.
SMU	15-3	.833	27-7	.794
Tulsa	14-4	.778	23-11	.676
Cincinnati	13-5	.722	23-11	.676
Temple	13-5	.722	26-11	.703
Memphis	10-8	.556	18-14	.563
UConn	10-8	.556	20-15	.571
Tulane	6-12	.333	15-16	.484
East Carolina	6-12	.333	14-19	.424
UCF	5-13	.278	12-18	.400
Houston	4-14	.222	13-19	.406
USF	3-15	.167	9-23	.281

2015-16 COMPOSITE SCHEDULE

DATE	TIME (ET)	TV
------	-----------	----

Friday, Nov. 13 - OPENING NIGHT FOR ALL TEAMS

Western Carolina at Cincinnati	7 p.m.	ESPN3
Temple vs. North Carolina	7 p.m.	CBSSN
Maine at UConn	7:30 p.m.	SNY/ESPN3
Grambling at East Carolina	8 p.m.	ESPN3
Troy at USF	8:30 p.m.	ESPN3
Alabama A&M at Tulane	9 p.m.	ESPN3

Saturday, Nov. 14

UCF at Davidson	7:30 p.m.	
Southern Miss at Memphis	8 p.m.	ESPN3
Sam Houston State at SMU	8 p.m.	ESPN3
Central Arkansas at Tulsa	8 p.m.	ESPN3

Sunday, Nov. 15

Robert Morris at Cincinnati	2 p.m.	F50hio/ESPN3
------------------------------------	---------------	---------------------

Monday, Nov. 16

Charlotte at East Carolina	7 p.m.	ESPN3
NJIT at USF	7 p.m.	ESPN3
Drake at Tulane	8 p.m.	ESPN3

Tuesday, Nov. 17

Oklahoma at Memphis	5 p.m.	ESPN
New Hampshire at UConn	7 p.m.	SNY/ESPN3
Wichita State at Tulsa	8 p.m.	Cox/ESPN3

Wednesday, Nov. 18

UC Irvine at UCF	7 p.m.	ESPN3
Prairie View A&M at Houston	8 p.m.	ESPN3
Cincinnati at Bowling Green	7 p.m.	ESPN3

Thursday, Nov. 19

Temple vs. Minnesota	11:30 a.m.	ESPNU
George Washington at USF	7 p.m.	ESPN3
Grambling at Memphis	8 p.m.	ESPN3
Tulane at Southern	8 p.m.	
SMU at Stanford	11:30 p.m.	ESPN2

Friday, Nov. 20

Temple vs. Butler/Missouri State	TBD	ESPN2/ESPNU
Tulsa vs. Ohio	1 p.m.	
East Carolina at California	11 p.m.	Pac-12 Network

CINCINNATI IN THE AMERICAN
TEAM STATISTICS (FINAL)

CATEGORY	[*NATIONAL] LEAGUE RANK (STAT)
Scoring	10th (62.1)
Scoring Defense	[6th] 1st (55.8)
Scoring Margin	2nd (+6.3)
Free Throw Pct.	6th (.670)
Field Goal Pct.	2nd (.446)
Field Goal Pct. Defense	[15th] 2nd (.388)
3-Pt Field Goal Pct.	5th (.329)
3-Pt Field Goal Pct. Defense	4th (.319)
Rebounding Offense	7th (34.6)
Rebounding Defense	2nd (30.1)
Rebounding Margin	2nd (+4.5)
Blocked Shots	[12th] 2nd (5.4)
Assists	8th (11.6)
Steals	4th (6.5)
Turnover Margin	9th (-0.7)
Assist-to-Turnover Ratio	8th (0.9)
Offensive Rebounds	6th (11.3)
Defensive Rebounds	6th (23.4)
3-Pt Field Goals Made	9th (4.9)

INDIVIDUAL STATISTICS

PLAYER	[*NATIONAL] LEAGUE RANK (STAT)
--------	--------------------------------

Scoring	
Octavius Ellis	24th (9.9)
Troy Caupain	27th (9.6)
Farad Cobb	30th (8.5)

Rebounding

Octavius Ellis	3rd (7.2)
Gary Clark	4th (7.2)

Field Goal Shooting Percentage

Octavius Ellis	3rd (.557)
Gary Clark	6th (.524)
Troy Caupain	15th (.444)

Assists

Troy Caupain	10th (3.6)
--------------------	------------

Free Throw Shooting Percentage

Troy Caupain	6th (.788)
Octavius Ellis	14th (.689)

Steals

Troy Caupain	12th (1.2)
--------------------	------------

Three-Pointers Made

Farad Cobb	13th (1.6)
------------------	------------

Three-Point Shooting Percentage

Kevin Johnson	15th (.350)
---------------------	-------------

Blocked Shots

Octavius Ellis	3rd (2.0)
Gary Clark	T-6th (1.3)
Coreontae DeBerry	14th (1.0)

Assist-Turnover Ratio

Troy Caupain	6th (1.7)
--------------------	-----------

Offensive Rebounds

Octavius Ellis	2nd (2.8)
Gary Clark	3rd (2.7)

Defensive Rebounds

Gary Clark	T-4th (4.5)
Octavius Ellis	T-4th (4.5)

*National rankings through April 6, 2015

CINCINNATI'S RECORD WHEN

	06-07	07-08	08-09	09-10	10-11	11-12	12-13	13-14	14-15	15-16	TOTAL
Home games	10-8	10-7	13-5	13-5	15-3	14-4	13-5	18-1	15-3	0-0	119-41
Away games	0-9	3-11	4-7	2-9	7-4	7-5	5-5	7-3	6-5	0-0	41-58
Neutral site games	1-2	0-1	1-2	4-2	4-2	5-2	4-2	2-3	2-3	0-0	23-19
Conference games	2-14	8-10	8-10	7-11	11-7	12-6	9-9	15-3	13-5	0-0	85-75
vs. Top 25 teams	0-4	2-5	1-7	3-6	3-7	8-4	2-8	4-2	2-1	0-0	25-44
Overtime games	2-0	1-1	2-1	0-3	1-0	1-2	2-1	0-0	2-1	0-0	11-9
Lead at halftime	6-1	10-3	11-3	13-4	25-0	18-3	15-3	23-1	17-3	0-0	237-21
Trail at halftime	4-17	3-15	6-11	4-11	0-9	7-8	7-9	1-6	5-8	0-0	37-94
Tied at halftime	1-1	0-1	1-0	2-1	1-0	1-0	0-0	3-0	1-0	0-0	10-3
Lead with 10:00 remaining	10-1	9-1	14-1	13-3	26-0	18-4	19-1	23-1	20-3	0-0	206-15
Trail with 10:00 remaining	1-18	1-18	3-13	6-11	0-9	7-7	3-9	3-6	3-8	0-0	27-99
Tied with 10:00 remaining	0-0	3-0	1-0	0-2	0-0	1-0	0-2	1-0	0-0	0-0	6-4
Lead with 5:00 remaining	9-3	11-1	17-1	18-2	25-0	19-4	19-2	26-0	23-1	0-0	167-14
Trail with 5:00 remaining	0-16	2-17	1-13	0-13	0-9	5-7	2-9	1-7	0-8	0-0	11-99
Tied with 5:00 remaining	2-0	0-1	0-0	1-1	1-0	2-0	1-1	0-0	0-2	0-0	7-5
Lead with 2:00 remaining	10-2	11-1	16-0	18-2	25-1	23-2	19-2	25-1	22-1	0-0	170-12
Trail with 2:00 remaining	0-17	1-17	2-14	1-14	0-8	3-9	1-10	2-6	1-9	0-0	11-104
Tied with 2:00 remaining	1-0	1-1	0-0	0-0	1-0	0-0	2-0	0-0	0-1	0-0	5-2
Shoot better from the field	8-2	8-3	13-1	15-4	22-0	16-2	15-1	21-0	21-3	0-0	139-16
Shoot worse from the field	3-17	5-16	5-13	4-12	4-9	8-9	4-11	6-7	2-8	0-0	41-102
Shoot 50% or better	0-2	0-0	4-1	8-1	7-0	6-0	4-0	3-0	9-1	0-0	41-5
Shoot below 50%	11-17	13-19	14-13	11-15	16-8	20-11	18-12	24-7	14-9	0-0	141-111
Opp. shoots 50% or better	1-9	0-6	0-6	0-2	2-4	1-2	0-1	1-3	0-2	0-0	5-35
Opp. shoots below 50%	10-10	13-13	18-8	19-14	22-5	24-9	22-11	25-4	22-9	0-0	175-83
Opp. shoots below 40%	7-1	6-1	9-3	10-3	17-0	15-1	16-1	17-1	16-5	0-0	113-16
Make 7 or fewer 3-pointers	10-12	8-12	7-11	13-12	21-6	12-9	12-9	22-7	20-11	0-0	124-89
Make 8 or more 3-pointers	1-7	5-7	11-3	6-4	6-4	14-2	10-3	5-0	3-0	0-0	61-30
Shoot more FTs than opp.	7-3	6-3	12-1	11-2	22-2	16-4	16-3	20-2	20-6	0-0	130-26
Out-rebound the opponent	9-5	10-11	13-4	17-8	24-3	10-4	17-8	19-4	18-8	0-0	146-55
Opponent out-rebounds UC	2-14	3-7	2-9	2-8	2-5	13-6	3-4	8-2	3-3	0-0	38-58
Same number of rebounds	0-0	0-1	3-1	0-0	0-1	3-1	2-0	0-1	1-1	0-0	9-6
Commit fewer turnovers	7-11	4-5	9-3	7-6	16-6	22-5	14-4	16-4	13-3	0-0	108-47
Commit the same or more TOs	4-8	9-14	9-11	12-10	9-2	4-3	8-7	11-3	10-8	0-0	76-66
Commit 12 or fewer turnovers	7-9	4-7	5-4	5-5	10-5	17-7	8-8	20-4	13-5	0-0	89-54
Outscore opponents' bench	6-8	8-6	15-9	19-11	24-7	13-3	11-6	17-1	14-7	0-0	127-58
1-3 point games	1-4	5-5	2-0	4-5	2-1	5-4	2-3	4-2	1-4	0-0	36-28
4-5 point games	0-1	2-1	2-1	3-2	0-2	6-0	2-2	4-1	2-1	0-0	21-11
6-10 point games	5-2	2-6	5-6	4-4	7-2	5-3	7-4	2-2	8-1	0-0	45-30
11-19 point games	4-10	3-5	4-4	4-4	8-5	4-2	6-2	9-1	7-4	0-0	49-37
20-plus point games	1-2	1-2	5-3	4-1	9-1	7-1	5-1	8-1	5-1	0-0	45-13
Score 59 or fewer points	0-9	3-7	1-6	0-7	3-8	3-7	1-9	2-7	6-11	0-0	19-69
Score 60-69 points	6-7	8-7	4-6	9-4	9-1	7-4	9-3	11-0	9-0	0-0	71-32
Score 70 or more points	5-3	2-5	13-2	10-5	14-0	16-2	12-0	14-0	8-0	0-0	94-17
Hold opp. to 50 or fewer points	3-0	3-0	4-0	1-0	7-0	3-2	4-0	7-0	9-2	0-0	41-4
Hold opp. to 51-60 points	3-4	5-1	6-2	9-2	12-1	12-3	12-4	11-3	10-3	0-0	81-23
Hold opp. to 61-70 points	3-2	5-5	5-3	7-4	5-5	10-1	4-7	7-3	4-5	0-0	50-35
Opp. scores 70-plus points	2-13	0-13	3-9	2-10	2-3	1-5	2-1	2-1	0-1	0-0	14-56
November	5-1	4-2	5-1	4-1	5-0	4-2	6-0	6-0	5-1	0-0	44-8
December	4-3	1-5	5-2	5-2	9-0	6-1	7-1	5-2	4-2	0-0	46-18
January	1-7	5-4	4-4	5-4	4-4	5-4	4-3	9-0	6-2	0-0	43-32
February	1-7	3-3	4-3	2-5	4-3	6-2	2-5	4-2	5-4	0-0	31-34
March	0-1	0-5	0-4	3-4	4-2	5-2	2-3	3-3	3-2	0-0	20-26
Monday	0-0	1-0	3-2	2-2	2-0	2-1	2-2	1-0	0-0	0-0	13-7
Tuesday	0-2	1-1	1-2	4-2	3-0	2-0	4-0	6-0	5-1	0-0	26-8
Wednesday	4-5	4-5	4-1	7-3	9-1	7-0	3-1	2-0	5-1	0-0	45-17
Thursday	0-1	0-2	3-0	1-2	3-1	3-1	1-3	5-1	3-1	0-0	19-12
Friday	1-0	1-1	0-1	0-0	1-0	4-1	1-2	2-1	2-1	0-0	12-7
Saturday	5-7	6-5	6-5	5-3	8-4	5-7	10-2	8-5	5-6	0-0	57-50
Sunday	1-4	0-5	1-3	0-4	0-3	3-1	2-1	2-0	3-1	0-0	12-22

BEARCATS STARTING LINEUPS

OPPONENT	UC STARTERS
Grand Valley State (EXH.)	Caupain, Cobb, Thomas, Clark Ellis
Bellarmino (EXH.)	Caupain, Cobb, Thomas, Clark Ellis

RECORD BY STARTING LINEUPS

UC STARTERS	RECORD
-------------	--------

SPECIALITY STATISTICS

OPPONENT	RESULT	IN PAINT	OFF TO	2ND CHANCE	FAST BREAK	BENCH
Western Carolina						
at Cincinnati						
Robert Morris						
at Cincinnati						
at Bowling Green						
Cincinnati						
Arkansas-Pine Bluff						
at Cincinnati						
Southeastern Louisiana						
at Cincinnati						
Nebraska						
vs. Cincinnati						
George Washington/Tennessee						
vs. Cincinnati						
Butler						
at Cincinnati						
Morgan State						
at Cincinnati						
at Xavier						
Cincinnati						
Norfolk State						
at Cincinnati						
at VCU						
Cincinnati						
Iowa State						
at Cincinnati						
Temple						
at Cincinnati						
Tulsa						
at Cincinnati						
at SMU						
Cincinnati						
at USF						
Cincinnati						
Houston						
at Cincinnati						
at Temple						
Cincinnati						
Memphis						
at Cincinnati						
Tulane						
at Cincinnati						
at UConn						
Cincinnati						
USF						
at Cincinnati						
at Memphis						
Cincinnati						
at UCF						
Cincinnati						
East Carolina						
at Cincinnati						
at Tulsa						
Cincinnati						
UConn						
at Cincinnati						
at East Carolina						
Cincinnati						
at Houston						
Cincinnati						
SMU						
at Cincinnati						
Cincinnati Totals						
Average						
Opponents Totals						
Average						

OVERTIME RECORDS

UC'S OVERALL RECORD	54-52
1 OT Games	45-43
2 OT Games	8-7
3 OT Games	0-1
4 OT Games	0-1
7 OT Games	1-0

RECORDS IN OVERTIME GAMES

Home	26-17	.605
Schmidlapp Gym	3-4	.429
Schmidt Fieldhouse	0-1	.000
Music Hall	0-1	.000
Armory Fieldhouse	5-4	.556
Cincinnati Gardens	3-2	.600
U.S. Bank Arena	3-1	.750
Fifth Third Arena	13-4	.765
Away	16-28	.363
Neutral	11-7	.611

Current Streak: Won 2

Longest Winning Streak: 5 (Tay Baker - 1966-67)

Longest Losing Streak: 4 (Bob Ruess, 1943 - John Weithe, 1950)

- On Dec. 21, 1981 Cincinnati and Bradley played an NCAA-record 7-overtime game which UC won, 75-73.
- Cincinnati has been involved in two of the five NCAA tournament championship games to go into overtime. The Bearcats defeated Ohio State, 70-65, in 1961 but lost to Loyola (Ill.), 60-58, in 1963.
- In 1966-67, Cincinnati played six overtime games, winning five.

UC COACHES IN OVERTIME GAMES

COACH (YEARS)	NO.	RECORD	PCT.
Bob Huggins (1989-2005)	25	14-11	.560
Mick Cronin (2006-pres.)	20	11-9	.550
Tay Baker (1965-72)	9	7-2	.778
Ed Jucker (1960-65)	9	4-5	.444
Ed Badger (1978-83)	8	3-5	.375
Tony Yates (1983-89)	7	2-5	.286
John Wiethe (1946-52)	5	1-4	.200
George Smith (1952-60)	4	3-1	.750
Gale Catlett (1972-78)	4	2-2	.500
Frank Rice (1928-32)	4	1-3	.250
Boyd Chambers (1918-28)	3	3-0	1.000
Clark Ballard (1939-42)	2	2-0	1.000
Andy Kennedy (2005-06)	2	1-1	.250
Tay Brown (1933-37)	2	0-2	.000
John Halliday (1932-33)	1	0-1	.000
Bob Ruess (1942-44)	1	0-1	.000
Walter Van Winkle (1937-39)	0	—	—
Ray Farnham (1944-46)	0	—	—

OVERTIME GAMES IN MICK CRONIN ERA

1/20/07	W	UC 96, West Virginia 83	1	SC
2/28/07	W	UC 70, Seton Hall 67	1	SC
2/9/08	W	UC 72, Rutgers 68	1	SC
3/2/08	L	Providence 81, UC 79	1	A
12/20/08	W	UC 85, Eastern Kentucky 77	1	SC
2/7/09	W	UC 64, Georgetown 62	1	SC
3/7/09	L	Seton Hall 67, UC 63	1	SC
11/25/09	L	Gonzaga 61, UC 59	1	N
12/13/09	L	Xavier 83, UC 79	2	A
2/21/10	L	Marquette 79, UC 76	1	SC
2/19/11	W	UC 93, Providence 81	1	A
11/25/11	L	Marshall 73, UC 69	1	SC
1/21/12	L	West Virginia 77, UC 74	1	A
3/8/12	W	UC 72, Georgetown 70	2	N
1/19/13	W	UC 71, Marquette 69	1	SC
2/21/13	L	UConn 73, UC 66	1	A
3/9/13	W	UC 61, USF 53	1	SC
12/13/14	L	Nebraska 56, UC 55	2	A
12/17/14	W	UC 71, San Diego State 62	1	SC

THE LAST TIME...

TEAM

100 Points by a Team

By UC	102 vs. Chicago State, 12/23/13
By Opponent	105 by UCLA (20T), 3/17/02

90-99 Points by a Team

By UC	97 vs. No. 20 Memphis, 3/6/14
By Opponent	95 at Marquette, 2/11/12

30-plus Point Win

By UC	31 (84-53) vs. Temple, 1/17/15
By Opponent	38 (89-51) vs. Notre Dame, 3/10/11

60 Percent Shooting by a Team

By UC	.647 vs. UCF, 2/26/15
By Opponent	.674 vs. Pittsburgh, 2/14/09

50 Percent Shooting by a Team

By UC	.500 vs. Memphis, 3/8/15
By Opponent	.526 vs. Xavier, 2/18/15

Cincinnati Played a Ranked Opponent

UC Win	62-54 at No. 23/23 SMU, 2/5/15
UC Loss	64-51 vs. No. 1 Kentucky, 3/19/15

Overtime Game

UC Win	66-65 (OT) vs. Purdue, 3/19/15
UC Loss	56-55 (2OT) at Nebraska, 12/13/14

Double Overtime Game

UC Win	72-70 (2OT) vs. Georgetown, 3/8/12
UC Loss	56-55 (2OT) at Nebraska, 12/13/14

Triple Overtime Game

UC Win	75-73 (7OT*) vs. Bradley, 12/21/81
UC Loss	89-85 (4OT) vs. Memphis, 1/31/81

* - NCAA record.

INDIVIDUAL

40 Points by a Player

By UC	41, Steve Logan vs. Southern Mississippi, 2/15/02
By Opponent	41, Dell Curry, Virginia Tech, 1985-86

30 Points by a Player

By UC	34, Sean Kilpatrick vs. No. 20 Memphis, 3/6/14
By Opponent	33, Dalton Pepper, at Temple, 1/26/14

20 Rebounds by a Player

By UC	20, Cedric McGowan vs. DePaul, 1/4/06
By Opponent	four times

15 Rebounds by a Player

By UC	16, Gary Clark vs. East Carolina, 1/6/15
By Opponent	15, Greg Monroe, vs. Georgetown, 3/6/10

Two Players with 20 or More Points in Same Game

By UC	Sean Kilpatrick(34), Titus Rubles (24) vs. No. 20 Memphis, 3/6/14
By Opponent	Elijah Pittman (20), D.D. Scarver (20) vs. Marshall, 12/15/10

Three Players with 10 or More Rebounds in Same Game

By UC	Justin Jackson (13), Jermaine Sanders (13) & Sean Kilpatrick (10) vs. Chicago State, 12/23/13
-------	--

Two Players with 10 or More Rebounds in Same Game

By UC	Titus Rubles (11) and Justin Jackson (11) at Rutgers, 3/8/14
By Opponent	Jamarr Sanders (11) and Elijah Millsap (15) at UAB, 12/16/09

10 Assists by a Player

By UC	10, Cashmere Wright, vs. Marshall, 11/25/11
By Opponent	10, Chris Howard, at USF, 2/14/09

Five Steals by a Player

By UC	5, Farad Cobb at Houston, 2/21/15
By Opponent	5, Antonio Robinson, at East Carolina, 2/1/15

Five Blocked Shots by a Player

By UC	6, Octavius Ellis at UConn, 1/10/15
By Opponent	5, Hamady Ndiaye, vs. Rutgers, 3/9/10

Double-Double by a UC Player

UC Win	Octavius Ellis (19 pts., 11 rebs.) vs. Memphis, 3/8/15
UC Loss	Octavius Ellis (14 pts., 14 rebs.) at East Carolina, 2/1/15

Double-Doubles by Two UC Players

By UC	Justin Jackson (15 pts., 10 rebs.) & Titus Rubles (13 pts, 12 rebs) vs. Temple, 1/14/14
-------	---

Double-Doubles by Three UC Players

By UC	Sean Kilpatrick (21 pts, 10 rebs), Justin Jackson (16 pts., 12 rebs.) & Jermaine Sanders (13 pts, 14 rebs) vs. Chicago State, 12/23/13
-------	--

Triple-Double by a UC Player

By UC	Eric Hicks (22 pts., 12 rebs., 10 blks.) vs. Marquette, 1/7/06
-------	---

UC Player Led Team in Points, Rebounds & Assists

By UC	Sean Kilpatrick (26 pts., 12 rebs., 6 asst.) vs. SMU, 1/1/13
-------	---

A Player Won a Game in the Final Seconds

By UC	Titus Rubles putback with 4 seconds left UC defeats Pittsburgh 44-43, 12/17/13
By Opponent	Trevon Bluiette hits two FTs with 11 seconds left Xavier defeats UC 59-57, 2/18/15

Four Players Scored in Double Figures

By UC	Octavius Ellis (19), Farad Cobb (16), Jermaine Sanders (12) & Gary Clark (11) vs. Memphis, 3/8/15
-------	---

Five Players Scored in Double Figures

By UC	Octavius Ellis (20), Shaq Thomas (13), Farad Cobb (11), Gary Clark (10) & Troy Caupain (10) vs. UCF, 2/25/15
-------	--

Six Players Scored in Double Figures

By UC	Sean Kilpatrick (21), Cashmere Wright (14), Dion Dixon (11), Jeremiah Davis (11), Justin Jackson (11), Ge'Lawn Guyn (11) vs. Chicago State, 12/23/11
-------	---

Seven Players Scored in Double Figures

By UC	Sean Kilpatrick (21), Justin Jackson (19), Jermaine Sanders (14), Shaquille Thomas (14), Ge'Lawn Guyn (10), Troy Caupain (10) & Kevin Johnson (10) vs. Chicago State, 12/23/13
-------	---

CRONIN ERA BESTS

Most Points Scored

102 (W, 102-60)	vs. Miss. Valley St.	11/13/12
102 (W, 102-62)	vs. Chicago State	12/23/13
101 (W, 101-53)	vs. Ark.-Pine Bluff	12/21/11
101 (W, 101-70)	vs. Radford	12/17/11

Most Points Scored (Half)

59 (W, 97-84)	vs. No. 20 Memphis	(2nd) 3/6/14
59 (W, 102-60)	vs. Miss. Valley St.	(2nd) 11/13/12
56 (W, 93-83)	vs. Notre Dame	(2nd) 2/4/09
56 (W, 92-72)	vs. Utah Valley	(1st) 12/11/10

Highest FG Percentage

.647 (33-51)	vs. UCF	2/25/15
.632 (36-57)	vs. Campbell	11/20/13
.628 (27-43)	vs. St. John's	2/11/09
.603 (38-63)	vs. Radford	12/17/11

Highest 3-Pt. Percentage

.643 (9-14)	vs. Temple	1/17/14
.636 (7-11)	vs. Stony Brook	12/2/14
.600 (6-10)	vs. St. John's	2/11/09
.583 (7-12)	at No. 23/23 SMU	2/5/15
.583 (7-12)	at Georgetown	1/27/07
.583 (14-24)	vs. Central Michigan	11/25/06

Most Rebounds

69	vs. Chicago State	12/23/13
56	vs. North Carolina A&T	11/18/12
55	vs. Maryland Eastern Shore	12/8/12

Most Assists

27	vs. Toledo	11/18/09
25	vs. Chicago State	12/23/13
24	vs. Maryland Eastern Shore	12/8/12
24	vs. Georgia Southern	12/14/10
24	vs. North Carolina A&T	11/18/12

Most Blocked Shots

12	vs. Wagner	12/23/14
12	vs. Marquette	1/19/13
12	at DePaul	1/15/13
12	vs. North Carolina A&T	11/18/12
10	at UConn	1/10/15
10	vs. Memphis	1/4/14
10	vs. Chicago State	12/23/13
10	vs. Wright State	12/22/12
10	vs. UT Martin	11/11/12
10	vs. Chicago State	12/23/11
10	vs. Alabama State	11/13/11
10	vs. Western Illinois	11/22/08

Most Steals

23	vs. Ark.-Little Rock	12/6/12
16	vs. Ark.-Pine Bluff	12/21/11
15	vs. Ark.-Pine Bluff	12/22/09
15	vs. North Carolina A&T	11/18/12

Most Forced Turnovers

32	vs. Ark.-Little Rock	12/6/12
32	vs. North Carolina State	12/23/06
29	vs. Ark.-Pine Bluff	12/21/11

Fewest Points Allowed

34	vs. Dayton	11/27/10
37	vs. Saint Francis (Pa.)	11/14/14
39	vs. Howard	11/10/06
	at West Virginia	1/30/08
	vs. North Carolina A&T	11/18/12

Fewest Points Allowed (Half)

13	vs. Marquette	1/19/13
14	vs. Alabama State	(1st) 11/13/11

Lowest FG Percentage Allowed

.152 (10-66)	vs. North Carolina A&T	11/18/12
.200 (0-4)	vs. Dayton	11/27/10
.200 (10-50)	at West Virginia	1/30/08

Lowest 3-Pt. FG Percentage Allowed

.000 (0-10)	at No. 24/22 Pittsburgh	12/31/12
.000 (0-4)	vs. Texas Southern	11/18/08
.045 (1-22)	at West Virginia	1/30/08
.063 (1-16)	vs. Providence	3/13/13
.091 (1-11)	vs. USF	2/2/14

Biggest Win

54 (93-39)	vs. North Carolina A&T	11/18/12
49 (101-53)	vs. Ark.-Pine Bluff	12/21/11
45 (99-54)	vs. Georgia Southern	12/14/10
42 (102-62)	vs. Miss. Valley St.	11/13/12



0

QUADRI MOORE
F • 6-8 • 220 • SO-1L
LINDEN, N.J.



1

JACOB EVANS III
G/F • 6-6 • 210 • FR-HS
BATON ROUGE, LA.




2

OCTAVIUS ELLIS
F • 6-10 • 235 • SR-1L
MEMPHIS, TENN.



3

JUSTIN JENIFER
G • 5-10 • 175 • FR-HS
BALTIMORE, MD.



10

TROY CAUPAIN
G • 6-4 • 205 • JR-2L
MIDLOTHIAN, VA.



11

GARY CLARK
F » 6-8 » 235 » SO-1L
CLAYTON, N.C.



13

TRE SCOTT
F • 6-8 • 225 • FR-HS
DARIEN, GA.



21

FARAD COBB
G • 6-1 • 170 • SR-1L
WEST PALM BEACH, FLA.




22

COREONTAE DEBERRY
F • 6-9 • 265 • SR-1L
HOLLAND, MICH.



24

SHAQ THOMAS
F • 6-7 • 210 • R-SR-3L
PATERSON, N.J.



25

KEVIN JOHNSON
G • 6-3 • 180 • JR-2L
CINCINNATI, OHIO



32

KYLE WASHINGTON
F • 6-9 • 240 • JR-TR
CHAMPLIN, MINN.



45

ZACK TOBLER
F • 6-5 • 240 • JR-2L
FORT MITCHELL, KY.



MICK CRONIN
HEAD COACH



LARRY DAVIS
ASSOCIATE HEAD COACH



DARREN SAVINO
ASSISTANT COACH



ANTWON JACKSON
ASSISTANT COACH

CINCINNATI PLAYER SEASON & CAREER HIGHS

#0 - QUADRI MOORE

2014-15 SEASON		CAREER
10 vs. Wagner, 12/23/14	Pts	10 vs. Wagner, 12/23/14
8 vs. Saint Francis, 11/14/14	FG Atts	8 vs. Saint Francis, 11/14/14
4 vs. Saint Francis, 11/14/14	FG Made	4 vs. Saint Francis, 11/14/14
3 vs. Saint Francis, 11/14/14	3PT-FG Atts	3 vs. Saint Francis, 11/14/14
2 vs. Stony Brook, 12/2/14	3PT-FG Made	2 vs. Stony Brook, 12/2/14
6 vs. Wagner, 12/23/14	FT Atts	6 vs. Wagner, 12/23/14
6 vs. Wagner, 12/23/14	FT Made	6 vs. Wagner, 12/23/14
3, 2x (last vs. UCF, 2/25/15)	Rebs	3, 2x (last vs. UCF, 2/25/15)
2 vs. Stony Brook, 12/2/14	Assts	2 vs. Stony Brook, 12/2/14
2, 3x (last at UConn, 1/10/15)	Stls	2, 3x (last at UConn, 1/10/15)
2 vs. Wagner, 12/23/14	Blks	2 vs. Wagner, 12/23/14
18 vs. Wagner, 12/23/14	Mins	18 vs. Wagner, 12/23/14

#1 - JACOB EVANS III

2015-16 Season		Career
0	Pts	0
0	FG Atts	0
0	FG Made	0
0	3PT-FG Atts	0
0	3PT-FG Made	0
0	FT Atts	0
0	FT Made	0
0	Rebs	0
0	Assts	0
0	Stls	0
0	Blks	0
0	Mins	0

#2 - OCTAVIUS ELLIS

2014-15 SEASON		CAREER
20 vs. UCF, 2/25/15	Pts	20 vs. UCF, 2/25/15
12 vs. Tulane, 2/14/15	FG Atts	12 vs. Tulane, 2/14/15
7, 3x (last at Tulane, 2/28/15)	FG Made	7, 3x (last at Tulane, 2/28/15)
1 vs. USF, 2/7/15	3PT-FG Atts	1 vs. USF, 2/7/15
0	3PT-FG Made	0
13 vs. Morehead State, 11/19/14	FT Atts	13 vs. Morehead State, 11/19/14
10 vs. Morehead State, 11/19/14	FT Made	10 vs. Morehead State, 11/19/14
14 at East Carolina, 2/1/15	Rebs	14 at East Carolina, 2/1/15
3, 4x (last vs. UCF, 2/25/15)	Assts	3, 4x (last vs. UCF, 2/25/15)
3, 2x (last vs. SMU, 1/3/15)	Stls	3, 2x (last vs. SMU, 1/3/15)
6 at UConn, 1/10/15	Blks	6 at UConn, 1/10/15
40- vs. San Diego State, 12/17/14	Mins	40- vs. San Diego State, 12/17/14

#3 - JUSTIN JENIFER

2015-16 Season		Career
0	Pts	0
0	FG Atts	0
0	FG Made	0
0	3PT-FG Atts	0
0	3PT-FG Made	0
0	FT Atts	0
0	FT Made	0
0	Rebs	0
0	Assts	0
0	Stls	0
0	Blks	0
0	Mins	0

#10 - TROY CAUPAIN

2014-15 SEASON		CAREER
20 vs. UConn, 1/29/15	Pts	20 vs. UConn, 1/29/15
15 at UConn, 1/10/15	FG Atts	15 at UConn, 1/10/15
8, 2x (last vs. UConn, 1/29/15)	FG Made	8, 2x (last vs. UConn, 1/29/15)
6 at UConn, 1/10/15	3PT-FG Atts	6 at UConn, 1/10/15
3, 3x (last vs. UConn, 3/13/15)	3PT-FG Made	3, 4x (last vs. UConn, 3/13/15)
11 vs. Morehead State, 11/19/14	FT Atts	11 vs. Morehead State, 11/19/14
8 vs. Morehead State, 11/19/14	FT Made	8 vs. Morehead State, 11/19/14
6, 5x (last at Tulsa, 3/4/15)	Rebs	6, 5x (last at Tulsa, 3/4/15)
6, 4x (last vs. VCU, 12/20/14)	Assts	9 at Temple, 1/26/14
5 at Nebraska, 12/13/14	Stls	5 at Nebraska, 12/13/14
2 vs. UConn, 1/29/15	Blks	2 vs. UConn, 1/29/15
45 at Nebraska, 12/13/14	Mins	45 at Nebraska, 12/13/14

#11 - GARY CLARK

2014-15 SEASON		CAREER
14 vs. Xavier, 2/18/15	Pts	14 vs. Xavier, 2/18/15
12 vs. UConn, 1/29/15	FG Atts	12 vs. UConn, 1/29/15
7 vs. Xavier, 2/18/15	FG Made	7 vs. Xavier, 2/18/15
1, 5x (last vs. UConn, 3/13/15)	3PT-FG Atts	1, 5x (last vs. UConn, 3/13/15)
0	3PT-FG Made	0
7, 2x (last at N.C. State, 12/30/14)	FT Atts	7, 2x (last at N.C. State, 12/30/14)
6 vs. N.C. Central, 11/25/14	FT Made	6 vs. N.C. Central, 11/25/14
16 vs. East Carolina, 1/6/15	Rebs	16 vs. East Carolina, 1/6/15
5 at Tulane, 2/28/15	Assts	5 at Tulane, 2/28/15
4, 3x (last vs. UConn, 1/29/15)	Stls	4, 3x (last vs. UConn, 1/29/15)
4, 2x (last vs. East Carolina, 1/6/15)	Blks	4, 2x (last vs. East Carolina, 1/6/15)
36, 2x (last vs. Xavier, 2/18/15)	Mins	36, 2x (last vs. Xavier, 2/18/15)

#13 - TRE SCOTT

2015-16 Season		Career
0	Pts	0
0	FG Atts	0
0	FG Made	0
0	3PT-FG Atts	0
0	3PT-FG Made	0
0	FT Atts	0
0	FT Made	0
0	Rebs	0
0	Assts	0
0	Stls	0
0	Blks	0
0	Mins	0

#21 - FARAD COBB

2014-15 SEASON		CAREER
24 vs. Morehead State, 11/19/14	Pts	24 vs. Morehead State, 11/19/14
14, 2x (last at Tulsa, 3/4/15)	FG Atts	14, 2x (last at Tulsa, 3/4/15)
9 at Tulsa, 3/4/15	FG Made	9 at Tulsa, 3/4/15
10 vs. Xavier (2/18/15)	3PT-FG Atts	10 vs. Xavier (2/18/15)
6 vs. Morehead State, 11/19/14	3PT-FG Made	7 vs. Kansas (at Chattanooga), 11/15/12
6 vs. Memphis, 3/8/15	FT Atts	6 vs. Memphis, 3/8/15
6 vs. Memphis, 3/8/15	FT Made	6 vs. Memphis, 3/8/15
7 vs. Tulane, 2/14/15	Rebs	7 vs. Tulane, 2/14/15
4, 2x (last at Temple, 2/10/15)	Assts	4, 2x (last at Temple, 2/10/15)
5 at Houston, 2/21/15	Stls	5 at Houston, 2/21/15
1, 4x (last at Tulane, 2/28/15)	Blks	1, 4x (last at Tulane, 2/28/15)
36 vs. Purdue, 3/19/15	Mins	36 vs. Purdue, 3/19/15

#22 - COREONTAE DEBERRY

2014-15 SEASON		CAREER
13 vs. Purdue, 3/19/15	Pts	13 vs. Purdue, 3/19/15
9 vs. Purdue, 3/19/15	FG Atts	13 vs. Purdue, 3/19/15
5 vs. Purdue, 3/19/15	FG Made	13 vs. Purdue, 3/19/15
0	3PT-FG Atts	0
0	3PT-FG Made	0
5 vs. Purdue, 3/19/15	FT Atts	5 vs. Purdue, 3/19/15
3, 3x (last vs. Purdue, 3/19/15)	FT Made	3, 3x (last vs. Purdue, 3/19/15)
6, 2x (last vs. Kentucky, 3/21/15)	Rebs	6, 2x (last vs. Kentucky, 3/21/15)
1, 3x (last vs. Kentucky, 3/21/15)	Assts	1, 3x (last vs. Kentucky, 3/21/15)
1, 2x (last vs. USF, 2/7/15)	Stls	1, 2x (last vs. USF, 2/7/15)
3, 2x (last vs. UCF, 2/25/15)	Blks	3, 2x (last vs. UCF, 2/25/15)
26 vs. Purdue, 3/19/15	Mins	26 vs. Purdue, 3/19/15

#24 - SHAQ THOMAS

2014-15 SEASON		CAREER
18 at Houston, 2/21/15	Pts	18 at Houston, 2/21/15
11 vs. Stony Brook, 12/2/14	FG Atts	11 vs. Stony Brook, 12/2/14
6, 2x (last vs. UCF, 2/25/15)	FG Made	7 at Temple, 1/26/14
2, 3x (last at Tulane, 2/28/15)	3PT-FG Atts	3 vs. Xavier, 12/14/13
1, 6x (last at Tulane, 2/28/15)	3PT-FG Made	1, 6x (last at Tulane, 2/28/15)
8 at Houston, 2/21/15	FT Atts	8, 2x (last at Houston, 2/21/15)
7 at Houston, 2/21/15	FT Made	7 at Houston, 2/21/15
9 vs. VCU, 12/20/14	Rebs	9 vs. VCU, 12/20/14
3 vs. Morehead State, 11/19/14	Assts	5, 2x (last vs. UCF, 1/23/14)
2, 3x (last at UConn, 1/10/15)	Stls	3 vs. USC Upstate, 12/2/13
2, 3x (last vs. UConn, 3/13/15)	Blks	2, 4x (last vs. UConn, 3/8/15)
38 at Houston, 2/21/15	Mins	38 at Houston, 2/21/15

#25 - KEVIN JOHNSON

2014-15 SEASON		CAREER
15 at Tulane, 2/28/15	Pts	15 at Tulane, 2/28/15
11 vs. USF, 2/7/15	FG Atts	11 vs. USF, 2/7/15
5, 3x (last at Tulane, 2/28/15)	FG Made	5, 3x (last at Tulane, 2/28/15)
7, 2x (last at East Carolina, 2/1/15)	3PT-FG Atts	7, 2x (last at East Carolina, 2/1/15)
4, 2x (last at Tulane, 2/28/15)	3PT-FG Made	4, 2x (last at Tulane, 2/28/15)
6 vs. Memphis, 3/8/15	FT Atts	6, 2x (last vs. Memphis, 3/8/15)
4, 4x (last vs. Memphis, 3/8/15)	FT Made	5 vs. Chicago State, 12/23/13
5 at Houston, 2/21/15	Rebs	5 at Houston, 2/21/15
3, 6x (last vs. Tulane, 2/14/15)	Assts	3, 8x (last vs. Tulane, 2/14/15)
4 vs. Wagner, 12/23/14	Stls	4 vs. Wagner, 12/23/14
2 vs. Stony Brook, 12/2/14	Blks	2 vs. Stony Brook, 12/2/14
36 at Temple, 2/10/15	Mins	36 at Temple, 2/10/15

#45 - ZACK TOBLER

2014-15 SEASON		CAREER
2 vs. East Carolina, 1/6/15	Pts	2 vs. East Carolina, 1/6/15
1, 5x (last at Tulane, 2/28/15)	FG Atts	1, 7x (last at Tulane, 2/28/15)
1 vs. East Carolina, 1/6/15	FG Made	1 vs. East Carolina, 1/6/15
1, 2x (last vs. Houston, 1/21/15)	3PT-FG Atts	1, 3x (last vs. Houston, 1/21/15)
0	3PT-FG Made	0
2, 2x (last vs. Temple, 1/17/15)	FT Atts	2, 2x (last vs. Temple, 1/17/15)
1 vs. Stony Brook, 12/2/14	FT Made	1 vs. Stony Brook, 12/2/14
1 vs. UCF, 2/25/15	Rebs	1, 3x (last vs. UCF, 2/25/15)
0	Assts	0
0	Stls	0
0	Blks	0
2, 3x (last vs. UCF, 2/25/15)	Mins	4 vs. USC Upstate, 12/2/13



#0 QUADRI MOORE

FORWARD • 6-8 • 220 • SOPHOMORE • 1L • LINDEN, N.J. (LINDEN HIGH SCHOOL)

MOMENTS

- » Scored a season-high 10 points, making all six attempts from the free-throw line against Wagner (12/23/14)
- » Connected on a trio of threes in tallying nine points against Saint Francis (11/14/14)

2014-15 Season (Freshman): Played in 26 games as a reserve, averaging 2.2 points and 1.1 rebounds in 8.2 minutes ... shot 73.3 percent (11 of 15) from the free-throw line for the season ... scored six or more points in six games on the year ... posted a season-high 10 points, going 6 of 6 from the free-throw line with two blocks and two steals against Wagner (12/23) ... netted nine points with a pair of three-pointers against Stony Brook (12/2) ... had nine points on 4-of-8 shooting from the field against Saint Francis (11/14) in the season opener ... tallied six points and two rebounds in seven minutes at UConn (1/10).

SEASON & CAREER STATISTICS

2014-15 SEASON		CAREER
10 vs. Wagner, 12/23/14	Pts	10 vs. Wagner, 12/23/14
8 vs. Saint Francis, 11/14/14	FG Atts	8 vs. Saint Francis, 11/14/14
4 vs. Saint Francis, 11/14/14	FG Made	4 vs. Saint Francis, 11/14/14
3 vs. Saint Francis, 11/14/14	3PT-FG Atts	3 vs. Saint Francis, 11/14/14
2 vs. Stony Brook, 12/2/14	3PT-FG Made	2 vs. Stony Brook, 12/2/14
6, vs. Wagner, 12/23/14	FT Atts	6, vs. Wagner, 12/23/14
6, vs. Wagner, 12/23/14	FT Made	6, vs. Wagner, 12/23/14
3, 2x (last vs. UCF, 2/25/15)	Rebs	3, 2x (last vs. UCF, 2/25/15)
2 vs. Stony Brook, 12/2/14	Assts	2 vs. Stony Brook, 12/2/14
2, 3x (last at UConn, 1/10/15)	Stls	2, 3x (last at UConn, 1/10/15)
2 vs. Wagner, 12/23/14	Blks	2 vs. Wagner, 12/23/14
18 vs. Wagner, 12/23/14	Mins	18 vs. Wagner, 12/23/14

MISCELLANEOUS STATISTICS

CATEGORY	2014-15	CAREER
Double-Figure Scoring Games	1	1
Double-Figure Rebounding Games	0	0
Double-Double Games	0	0
20-Point Scoring Games	0	0
Games Led UC in Scoring	0	0
Games Led UC in Rebounding	0	0
Games Led UC in Assists	0	0
Games With 3+ Assists	0	0
Games With 3+ Blocks	0	0
Games With 3+ Steals	0	0
Games With 3+ Three-Pointers	0	0

GAME-BY-GAME STATISTICS

2015-16 (SOPHOMORE SEASON)

2014-15 (FRESHMAN SEASON)

Opponent	Date	gs	min	Total		3-Pointers		Free throws		Rebounds										
				fg-fga	pct	3fg-fga	pct	ft-fa	pct	off	def	tot	avg	pf	a	blo	blk	stl	pts	avg
SAINT FRANCIS	11/14/14	17	4-8	.500	1-3	.333	0-0	.000	0	2	2	2.0	1	0	2	0	2	9	9.0	
MOREHEAD STATE	11/19/14	16	0-1	.000	0-0	.000	1-2	.500	0	1	1	1.5	2	0	1	0	0	1	5.0	
EASTERN ILLINOIS	11/23/14	13	0-1	.000	0-0	.000	1-2	.500	0	2	2	1.7	1	1	2	0	0	1	3.7	
N.C. CENTRAL	11/25/14	6	0-2	.000	0-0	.000	0-0	.000	0	1	1	1.5	0	0	0	0	1	0	2.8	
vs Middle Tennessee	11/28/14	8	1-2	.500	0-0	.000	0-0	.000	0	1	1	1.4	5	0	0	0	0	2	2.6	
vs Ole Miss	11/29/14	12	2-6	.333	0-1	.000	2-2	1.000	0	1	1	1.3	2	0	0	0	0	6	3.2	
STONY BROOK	12/02/14	17	3-4	.750	2-2	1.000	1-2	.500	0	1	1	1.3	0	2	2	0	1	9	4.0	
at Nebraska	12/13/14	9	1-2	.500	0-1	.000	0-0	.000	1	0	1	1.3	0	0	0	0	1	2	3.8	
SAN DIEGO STATE	12/17/14	4	0-2	.000	0-1	.000	0-0	.000	0	0	0	1.1	1	0	0	0	0	0	3.3	
VCU	12/20/14	2	0-0	.000	0-0	.000	0-0	.000	0	1	1	1.1	0	0	0	0	0	0	3.0	
WAGNER	12/23/14	18	2-5	.400	0-1	.000	6-6	1.000	0	1	1	1.1	0	0	0	2	2	10	3.6	
at NC State	12-30-14	4	0-1	.000	0-1	.000	0-0	.000	0	2	2	1.2	0	0	1	0	0	0	3.3	
EAST CAROLINA	01/06/15	8	0-0	.000	0-0	.000	0-0	.000	0	1	1	1.2	4	0	1	0	0	0	3.1	
at UConn	1/10/15	7	3-4	.750	0-1	.000	0-0	.000	2	0	2	1.2	0	0	0	0	0	6	3.3	
at Memphis	1/15/15	14	0-0	.000	0-0	.000	0-0	.000	1	2	3	1.3	0	0	3	1	0	0	3.1	
TEMPLE	01/17/15	11	1-2	.500	0-0	.000	0-0	.000	0	2	2	1.4	2	1	2	0	0	2	3.0	
HOUSTON	01/21/15	2	0-0	.000	0-0	.000	0-0	.000	0	0	0	1.3	0	0	0	0	0	0	2.8	
at UCF	01/25/15	7	1-5	.200	1-2	.500	0-0	.000	1	1	2	1.3	0	0	1	0	0	3	2.8	
UConn	01/29/15	11	0-2	.000	0-0	.000	0-0	.000	0	1	1	1.3	0	0	0	1	0	0	2.7	
at SMU	02/05/15	2	0-0	.000	0-0	.000	0-0	.000	0	0	0	1.3	2	0	1	0	0	0	2.6	
USF	02/07/15	9	0-1	.000	0-0	.000	0-0	.000	0	0	0	1.2	0	1	2	0	0	0	2.4	
UCF	02/25/15	5	3-5	.600	0-0	.000	0-0	.000	1	2	3	1.3	1	0	1	0	0	6	2.6	
at Tulane	02/28/15	4	0-2	.000	0-0	.000	0-1	.000	0	0	0	1.2	3	1	0	0	0	0	2.5	
MEMPHIS	03/08/15	2	0-0	.000	0-0	.000	0-0	.000	0	0	0	1.2	1	0	0	0	0	0	2.4	
vs UConn	3/13/15	2	0-0	.000	0-0	.000	0-0	.000	0	0	0	1.1	0	0	0	0	0	0	2.3	
vs Kentucky	3/21/15	3	0-1	.000	0-1	.000	0-0	.000	0	0	0	1.1	1	0	0	0	0	0	2.2	
Totals		0	213	21-56	.375	4-14	.286	11-15	.733	6	22	28	1.1	26	6	19	4	7	57	2.2

CAREER STATISTICS

Season	gp-gs	min/avg	Total fg-fga	pct	3-Point fg-fga	pct	F-Throws ft-fa	pct	Rebounds off	def	tot	avg	pf	fo	ast	to	blk	stl	Scoring pts	avg
2014-15	26-0	213/8.2	21-56	.375	4-14	.286	11-15	.733	6	22	28	1.1	26	1	6	19	4	7	57	2.2
TOTAL	26-0	213/8.2	21-56	.375	4-14	.286	11-15	.733	6	22	28	1.1	26	1	6	19	4	7	57	2.2



#1 JACOB EVANS III

GUARD/FORWARD • 6-6 • 210 • FRESHMAN • HS • BATON ROUGE, LA. (ST. MICHAEL THE ARCHANGEL)

Prior to Cincinnati: Named to the 2014-15 Louisiana Sports Writers Association's Class 4A All-State First Team ... tabbed the 2014-15 All-Baton Rouge Area Large Schools' Player of the Year by the New Orleans Times-Picayune ... selected a Gatorade Player of the Year nominee, McDonald's All-American nominee and Louisiana Mr. Basketball nominee ... named a two-time most valuable player at the Grady Hornsby Classic ... tabbed most valuable player for Class 4A-District 6 as a senior ... chosen First-Team All-District as a sophomore, junior and senior ... tallied more than 2,000 points and 1,000 rebound during high school career ... helped lead St. Michael's the Archangel to a 29-4 overall record and its first appearance in the Louisiana Class 4A state championship semifinals as a senior, averaging 24.9 points, 9.0 rebounds and 4.8 assists ... helped the Warriors to a 27-7 record while averaging 17.5 points, 7.2 rebounds, 4.1 assists and 3.5 steals as a junior ... tabbed a consensus four-star prospect, he performed well in 2014 summer AAU events - the Pangos All-American Camp and the Fab 48 Tournament in Las Vegas - to earn the distinction of being one of the nation's fastest rising prospects ... listed as a Top 100 prospect according to ESPN, Rivals.com and Scout.com and ranked second in the Times-Picayune Terrific 20 Class of 2015 ... coached in high school by Drew Hart.

Personal: Born June 18, 1997 in Jacksonville, North Carolina ... son of Theresa Chatman-Evans and Jerry Evans ... mother played point guard at Grambling ... has two brothers, Demarquis and Devin Chatman ... right-handed.

SEASON & CAREER STATISTICS

2015-16 SEASON		CAREER
0	Pts	0
0	FG Atts	0
0	FG Made	0
0	3PT-FG Atts	0
0	3PT-FG Made	0
0	FT Atts	0
0	FT Made	0
0	Rebs	0
0	Assts	0
0	Stls	0
0	Blks	0
0	Mins	0

MISCELLANEOUS STATISTICS

CATEGORY	2015-16	CAREER
Double-Figure Scoring Games	0	0
Double-Figure Rebounding Games	0	0
Double-Double Games	0	0
20-Point Scoring Games	0	0
Games Led UC in Scoring	0	0
Games Led UC in Rebounding	0	0
Games Led UC in Assists	0	0
Games With 3+ Assists	0	0
Games With 3+ Blocks	0	0
Games With 3+ Steals	0	0
Games With 3+ Three-Pointers	0	0

GAME-BY-GAME STATISTICS

2015-16 (FRESHMAN SEASON)

CAREER STATISTICS



#2 OCTAVIUS ELLIS

FORWARD • 6-10 • 235 • SENIOR • 1L • MEMPHIS, TENN. (TRINITY VALLEY COLLEGE [TEXAS])

AWARDS

- » Preseason First Team American Athletic Conference (2015-16)
- » Riley Wallace All-America Team (2014-15)
- » Second Team American Athletic Conference (2014-15)
- » American Athletic Conference Weekly Honor Roll (11/17/14, 11/24/14 & 3/2/15)

MOMENTS

- » Ranked as the only player in The American in 2014-15 to be listed among the top four leaders in field goal percentage (third at .557), blocks (third at 2.0) and rebounding (fourth at 7.2)
- » Scored a season-high 20 points on 7-of-10 shooting with eight rebounds against UCF (2/25/15)
- » Posted a team-high 19 points and game-high 11 rebounds against his hometown Memphis Tigers (3/8/15)

2014-15 Season (Junior): Started all 34 games, averaging a team-high 9.9 points, 7.2 rebounds, 2.0 blocks and 1.3 assists in 28.7 minutes ... named to the Riley Wallace All-America Team and chosen as a finalist for the Riley Wallace Award given to the top transfer in Division I basketball ... tabbed an NABC Second Team All-District 25 selection ... named a second team all-conference pick by American Athletic Conference coaches ... selected to The American's Weekly Honor Roll three times (11/7, 11/24 and 3/2) ... ranked as the only player in The American to be listed among the top four leaders in field goal percentage (third at .557), blocks (third at 2.0) and rebounding (fourth at 7.2) ... ranked among the league leaders in offensive rebounds (third at 2.7) and defensive rebounds (tied for fourth 4.5) ... finished near the top of the conference in blocks (third at 2.1), field goal shooting percentage (third at .582) and rebounds (third at 7.3) during league play ... led the Bearcats in rebounding in 18 games, grabbing 10 or more boards eight times ... pulled down at least six rebounds in 24 of UC's 34 games ... led UC in scoring in a team-best 18 games ... averaged a team-high 11.1 points on 59.7 percent (40 of 67) shooting from the field during February ... scored a season-high 20 points on 7-of-10 shooting from the field to go with eight rebounds against UCF (2/25) ... registered three double-doubles on the season with 14 points and a season-high 14 rebounds against East Carolina (2/1), 14 points and a game-high 10 rebounds at Tulane (2/28) and a team-high 19 points and a game-high 11 rebounds against Memphis (3/8) ... recorded a season-high six blocks at UConn (1/10) ... posted at least one block in 28 of 34 games ... made 22 consecutive free throws (starting against Temple [1/17] before missing his first attempt at SMU [2/5]) ... named to Emerald Coast Classic All-Tournament Team.

Prior to Cincinnati: Played two seasons at Trinity Valley College in Athens, Texas ... averaged 14.8 points, 9.7 rebounds and 3.2 blocked shots as a redshirt sophomore during the 2013-14 season while being named First Team All-America by the National Junior College Athletic Association ... helped lead the Cardinals to their first NJCAA tournament appearance since 1999 while posting a 29-7 record ... attended Cincinnati during the 2011-12 academic year, playing a total of 25 minutes in three games, averaging 2.3 points and 1.7 rebounds ... suffered a broken hand in November 2011 and sat out the rest of the season ... later received a medical hardship for the year ... averaged 15 points and 10 rebounds as a senior at Whitehaven High School ... tabbed an all-conference selection, averaging 16.8 points, 7.8 rebounds, 2.2 blocks and 2.1 assists as a junior ... rated as a three-star recruit by Rivals.com and Scout.com.

Personal: Born March 10, 1993 in Memphis, Tennessee ... son of Jerrell Horne, a former basketball player at the University of Memphis (1993 & 1994) ... cousin of NBA player Monta Ellis (currently playing with the Indiana Pacers) ... guardian is Flossie Ellis ... has two sisters, Nissa and Dawn Ellis ... right-handed.



ALL-CONFERENCE CANDIDATE

SEASON & CAREER STATISTICS

2014-15 SEASON

	Pts	CAREER
20 vs. UCF, 2/25/15	20 vs. UCF, 2/25/15	
12 vs. Tulane, 2/14/15	FG Atts	12 vs. Tulane, 2/14/15
7, 3x (last at Tulane, 2/28/15)	FG Made	7, 3x (last at Tulane, 2/28/15)
1 vs. USF, 2/7/15	3PT-FG Atts	1 vs. USF, 2/7/15
0	3PT-FG Made	0
13, vs. Morehead State, 11/19/14	FT Atts	13, vs. Morehead State, 11/19/14
10, vs. Morehead State, 11/19/14	FT Made	10, vs. Morehead State, 11/19/14
14 at East Carolina, 2/1/15	Rebs	14 at East Carolina, 2/1/15
3, 4x (last vs. UCF, 2/25/15)	Assts	3, 4x (last vs. UCF, 2/25/15)
3, 2x (last vs. SMU, 1/3/15)	Stls	3, 2x (last vs. SMU, 1/3/15)
6 at UConn, 1/10/15	Blks	6 at UConn, 1/10/15
40- vs. San Diego State, 12/17/14	Mins	40- vs. San Diego State, 12/17/14

MISCELLANEOUS STATISTICS

CATEGORY	2014-15	CAREER
Double-Figure Scoring Games	18	18
Double-Figure Rebounding Games	8	8
Double-Double Games	3	3
20-Point Scoring Games	1	1
Games Led UC in Scoring	6	6
Games Led UC in Rebounding	18	18
Games Led UC in Assists	6	6
Games With 3+ Assists	4	4
Games With 3+ Blocks	14	14
Games With 3+ Steals	2	2
Games With 3+ Three-Pointers	0	0

CAREER STATISTICS

Season	gp-gs	min/avg	Total fg-fga	pct	3-Point fg-fga	pct	F-Throws ft-fa	pct	Rebounds off	def	tot	avg	pf	fo	ast	to	blk	stl	Scoring pts	avg
2011-12	3-0	25/8.3	2-5	.400	0-0	.000	3-4	.750	1	4	5	1.7	1	0	1	3	2	2	7	2.3
2014-15	34-34	975/28.7	122-219	.557	0-1	.000	93-135	.689	93	152	245	7.2	90	3	44	76	67	28	337	9.9
TOTAL	37-34	1000/27.0	124-224	.554	0-1	.000	96-139	.691	94	156	250	6.8	91	3	45	79	69	30	344	9.3



#2 OCTAVIUS ELLIS

FORWARD • 6-10 • 235 • SENIOR • 1L • MEMPHIS, TENN. (TRINITY VALLEY COLLEGE [TEXAS])

GAME-BY-GAME STATISTICS

2015-16 (SENIOR SEASON)

2014-15 (JUNIOR SEASON)

Opponent	Date	gs	min	Total		3-Pointers		Free throws		Rebounds			pf	a	t/o	blk	stl	pts	avg	
				fg-fga	pct	3fg-fga	pct	ft-fa	pct	off	def	tot								
SAINT FRANCIS	11/14/14	*	32	5-8	.625	0-0	.000	3-5	.600	1	7	8	8.0	4	2	4	2	3	13.130	
MOREHEAD STATE	11/19/14	*	30	3-5	.600	0-0	.000	10-13	.769	3	4	7	7.5	4	0	1	3	0	16.145	
EASTERN ILLINOIS	11/23/14	*	32	3-6	.500	0-0	.000	1-2	.500	5	8	13	9.3	1	1	4	1	7	12.120	
N.C. CENTRAL	11/25/14	*	31	3-4	.750	0-0	.000	5-7	.714	4	4	8	9.0	4	2	2	2	0	11.118	
vs Middle Tennessee	11/28/14	*	28	1-3	.333	0-0	.000	1-3	.333	3	6	9	9.0	2	2	0	3	0	3.100	
vs Ole Miss	11/29/14	*	30	5-6	.833	0-0	.000	3-7	.429	4	3	7	8.7	3	0	2	3	0	13.105	
STONY BROOK	12/02/14	*	13	2-5	.400	0-0	.000	1-2	.500	1	2	3	7.9	2	1	1	1	0	5.97	
at Nebraska	12/13/14	*	33	2-4	.500	0-0	.000	2-5	.400	2	7	9	8.0	2	1	5	2	0	6.93	
SAN DIEGO STATE	12/17/14	*	40	3-5	.600	0-0	.000	2-2	1.000	5	4	9	8.1	4	1	4	4	2	8.91	
VCU	12/20/14	*	33	5-8	.625	0-0	.000	2-2	1.000	2	5	7	8.0	1	0	2	3	2	12.94	
WAGNER	12/23/14	*	22	4-5	.800	0-0	.000	2-2	1.000	0	1	1	7.4	2	3	1	3	0	10.95	
at NC State	12-30-14	*	26	3-5	.600	0-0	.000	5-6	.833	2	5	7	7.3	5	3	1	2	11	9.6	
SMU	01/03/15	*	33	6-7	.857	0-0	.000	0-0	.000	2	3	5	7.2	1	1	2	1	3	12.98	
EAST CAROLINA	01/06/15	*	28	4-9	.444	0-0	.000	4-4	1.000	4	5	9	7.3	0	1	2	3	0	12.99	
at UConn	1/10/15	*	30	3-6	.500	0-0	.000	1-1	1.000	2	4	6	7.2	3	1	4	6	1	7.97	
at Memphis	1/15/15	*	21	1-5	.200	0-0	.000	0-1	.000	0	3	3	6.9	5	1	3	1	0	2.93	
TEMPLE	01/17/15	*	26	3-8	.375	0-0	.000	7-7	1.000	2	3	5	6.8	2	2	3	1	1	13.95	
HOUSTON	01/21/15	*	33	3-3	1.000	0-0	.000	5-5	1.000	4	1	5	6.7	1	2	2	1	0	11.96	
at UCF	01/25/15	*	33	3-6	.500	0-0	.000	2-2	1.000	4	6	10	6.9	3	2	1	2	0	8.95	
UCONN	01/29/15	*	21	0-1	.000	0-0	.000	4-4	1.000	2	2	4	6.8	4	2	3	0	1	4.92	
at East Carolina	02/01/15	*	32	5-6	.833	0-0	.000	4-4	1.000	5	9	14	7.1	3	2	3	3	1	14.94	
at SMU	02/05/15	*	36	1-2	.500	0-0	.000	4-6	.667	3	4	7	7.1	2	2	1	4	0	6.93	
USF	02/07/15	*	29	4-7	.571	0-1	.000	0-2	.000	3	7	10	7.2	1	3	1	3	2	8.92	
at Temple	02/10/15	*	31	2-4	.500	0-0	.000	4-8	.500	2	4	6	7.2	4	1	4	1	2	8.92	
TULANE	02/14/15	*	33	7-12	.583	0-0	.000	1-2	.500	2	4	6	7.1	1	0	2	3	0	15.94	
XAVIER	02/18/15	*	29	5-11	.455	0-0	.000	1-2	.500	2	2	4	7.0	4	0	1	1	2	11.95	
at Houston	2/21/15	*	10	2-4	.500	0-0	.000	0-0	.000	0	1	1	6.8	1	1	1	0	0	4.93	
UCF	02/25/15	*	29	7-10	.700	0-0	.000	6-8	.750	3	5	8	6.8	2	3	0	1	2	20.96	
at Tulane	02/28/15	*	27	7-11	.636	0-0	.000	0-0	.000	3	7	10	6.9	4	2	1	0	0	14.98	
at Tulsa	03/04/15	*	33	2-6	.333	0-0	.000	3-4	.750	3	10	13	7.1	2	1	5	4	0	7.97	
MEMPHIS	03/08/15	*	33	6-7	.857	0-0	.000	7-9	.778	6	5	11	7.3	3	1	2	0	0	19.100	
vs UConn	3/13/15	*	33	5-10	.500	0-0	.000	1-4	.250	2	5	7	7.3	2	0	3	0	0	11.100	
vs Purdue	3/19/15	*	18	3-10	.300	0-0	.000	1-3	.333	2	1	3	7.1	3	0	4	1	2	7.99	
vs Kentucky	3/21/15	*	27	4-10	.400	0-0	.000	1-3	.333	5	5	10	7.2	5	0	2	0	1	9.99	
Totals			34	975	122-219	.557	0-1	.000	93-135	.689	93	152	245	7.2	90	44	76	67	28	337.99

2011-12 (FRESHMAN SEASON - RECEIVED MEDICAL HARDSHIP)

Opponent	Date	gs	min	Total		3-Pointers		Free throws		Rebounds			pf	a	t/o	blk	stl	pts	avg
				fg-fga	pct	3fg-fga	pct	ft-fa	pct	off	def	tot							
ALABAMA STATE	11/13/11		11	2-2	1.000	0-0	.000	2-2	1.000	1	1	2	2.0	0	0	0	2	1	6.6.0
JACKSONVILLE STATE	11/15/11		5	0-1	.000	0-0	.000	0-0	.000	0	0	0	1.0	0	1	0	0	1	0.3.0
NORTHWESTERN STATE	11/21/11		9	0-2	.000	0-0	.000	1-2	.500	0	3	3	1.7	1	0	3	0	0	1.2.3
Totals			0	25	2-5	.400	0-0	.000	3-4	.750	1	4	5	1.7	1	1	3	2	7.2.3



#3 JUSTIN JENIFER

GUARD • 5-10 • 175 • FRESHMAN • HS • BALTIMORE, MD. (MILFORD MILL ACADEMY)

Prior to Cincinnati: Earned Baltimore Sun All-Metro second-team honors while averaging 17.3 points, 7.0 assists and 3.0 rebounds as a senior at Milford Mills Academy ... scored 30 or more points three times, including a 40-point effort during his final year, guiding the Millers to a 15-8 overall mark and an appearance at the regional finals ... tabbed a Gatorade Player of the Year nominee as a senior ... scored more than 1,000 points during his career ... helped his squad advance to the Maryland Class 3A state semifinals as a junior, averaging 18 points and 13 assists during the year ... claimed Baltimore Sun All-Metro first-team honors and was tabbed co-Baltimore County Player of the Year while posting double figures in every game and registered 12 double-doubles as a junior ... saw his team post a 26-2 record and win the state championship as a sophomore, tallying 17 points, seven assists and seven rebounds in the title game ... earned Baltimore Sun All-Metro second-team accolades as a sophomore ... named most valuable player at the 2013 Mary Kline Classic, posting 23 points and 10 assists.

Personal: Born December 4, 1995 in Baltimore, Maryland ... son of Kisha Hull and Howard Jenifer ... has one sister, Raeshawnda ... left-handed.

SEASON & CAREER STATISTICS

2015-16 SEASON

	CAREER
0	Pts
0	FG Atts
0	FG Made
0	3PT-FG Atts
0	3PT-FG Made
0	FT Atts
0	FT Made
0	Rebs
0	Assts
0	Stls
0	Blks
0	Mins

MISCELLANEOUS STATISTICS

CATEGORY	2015-16	CAREER
Double-Figure Scoring Games	0	0
Double-Figure Rebounding Games	0	0
Double-Double Games	0	0
20-Point Scoring Games	0	0
Games Led UC in Scoring	0	0
Games Led UC in Rebounding	0	0
Games Led UC in Assists	0	0
Games With 3+ Assists	0	0
Games With 3+ Blocks	0	0
Games With 3+ Steals	0	0
Games With 3+ Three-Pointers	0	0

GAME-BY-GAME STATISTICS

2015-16 (FRESHMAN SEASON)

CAREER STATISTICS



#10 TROY CAUPAIN

GUARD • 6-4 • 205 • JUNIOR • 2L • MIDLOTHIAN, VA. (COSBY HIGH SCHOOL)

AWARDS

- » Preseason First Team American Athletic Conference (2015-16)
- » American Athletic Conference Honorable Mention All-Conference (2014-15)
- » American Athletic Conference Weekly Honor Roll (1/19/14 & 1/26/15)

MOMENTS

- » Made a layup as time expired, forcing overtime in Cincinnati's 66-65 win over Purdue in the second round of the 2015 NCAA Tournament
- » Shot a league-best 46.5 percent from three-point range during conference play (20 of 43) in 2014-15

2014-15 Season (Sophomore): Started 33 of 34 games, averaging 9.6 points, 3.6 rebounds and a team-high 3.6 assists in a team-best 31.3 minutes ... named American Athletic Conference Honorable Mention All-Conference by the league's coaches ... named twice to The American Weekly Honor Roll (1/19 and 1/26) ... scored in double figures in 17 games ... led the Bearcats in assists in 22 of 34 games ... ranked among the league leaders in free-throw percentage (sixth at .788), assist-to-turnover ratio (sixth at 1.7-to-1), assists (10th at 3.6), steals (12th at 1.2) and field goal percentage (15th at .444) ... listed among The American leaders in three-point field goal percentage (first at .465) and field goal percentage (10th at .491) during league play ... scored a career-high 20 points on 8-of-9 shooting from the field against UConn (1/29) ... had 14 points with a trio of threes at No. 23 SMU (2/5) ... forced overtime with a running layup at the buzzer at the end of regulation in UC's 66-65 NCAA tournament second-round win over Purdue (3/19), finishing with 10 points in 38 minutes ... handed out a season-high seven assists without a turnover against Temple (1/17) ... dished out at least one assist in 33 of 34 games ... made 23 consecutive free throws dating back to VCU (12/20) until missing his first attempt against UCF (1/25) ... member of UC's Student-Athlete Advisory Board.

2013-14 Season (Freshman): Played in all 34 games without a start, averaging 5.4 points, 2.3 rebounds and 2.2 assists in 19.1 minutes ... ranked second on the team in free-throw shooting (78.4 percent) and assists (76) and third in three-point shooting (32.8 percent) ... produced a 2.04-to-1 assist-to-turnover ratio during conference play ... handed out a season-high nine assists with only two turnovers at Temple (1/26) ... dished out six assists with no turnovers at UCF (2/19) ... tallied a season-high 15 points with a trio of three-pointers and 6-of-6 shooting from the free-throw line against USC Upstate (12/3) ... scored 14 points on 5-of-6 shooting with two three-pointers against Rutgers (1/11) ... grabbed a season-best six rebounds at USF (1/18) ... scored in double figures five times and led the Bearcats in assists in nine games ... handed out three or more assists in 11 games.

Prior to Cincinnati: Played three seasons at Cosby High School in Midlothian, Virginia, where he finished as the school's leader in career rebounds (347) and assists (230) while ranking second in career points (1,449) ... averaged 26.0 points, 15.1 rebounds and 3.5 assists during his senior season, helping the Titans to a 26-6 record and a district championship ... scored a career-high 48 points against Matoaca High School as a senior ... named a two-time Dominican District player of the year ... tabbed the Central Region player of the year and earned first team all-state honors ... named a Top 50 shooting guard by 247Sports.com ... coached by Ron Carr.

Personal: Born Nov. 29, 1995 in New York, New York ... son of Renee and Troy Caupain Sr. ... right-handed ... last name pronounced "co-PAIN."



ALL-CONFERENCE CANDIDATE

SEASON & CAREER STATISTICS

2014-15 SEASON

		CAREER
20 vs. UConn, 1/29/15	Pts	20 vs. UConn, 1/29/15
15 at UConn, 1/10/15	FG Atts	15 at UConn, 1/10/15
8, 2x (last vs. UConn, 1/29/15)	FG Made	8, 2x (last vs. UConn, 1/29/15)
6 at UConn, 1/10/15	3PT-FG Atts	6 at UConn, 1/10/15
3, 3x (last vs. UConn, 3/13/15)	3PT-FG Made	3, 4x (last vs. UConn, 3/13/15)
11 vs. Morehead State, 11/19/14	FT Atts	11 vs. Morehead State, 11/19/14
8 vs. Morehead State, 11/19/14	FT Made	8 vs. Morehead State, 11/19/14
6, 5x (last at Tulsa, 3/4/15)	Rebs	6, 5x (last at Tulsa, 3/4/15)
6, 4x (last vs. VCU, 12/20/14)	Assts	9 at Temple, 1/26/14
5 at Nebraska, 12/13/14	Stls	5 at Nebraska, 12/13/14
2 vs. UConn, 1/29/15	Blks	2 vs. UConn, 1/29/15
45 at Nebraska, 12/13/14	Mins	45 at Nebraska, 12/13/14

MISCELLANEOUS STATISTICS

CATEGORY	2013-14	2014-15	CAREER
Double-Figure Scoring Games	5	17	22
Double-Figure Rebounding Games	0	0	0
Double-Double Games	0	0	0
20-Point Scoring Games	0	1	1
Games Led UC in Scoring	1	9	10
Games Led UC in Rebounding	1	0	1
Games Led UC in Assists	9	22	31
Games With 3+ Assists	11	22	33
Games With 3+ Blocks	0	0	0
Games With 3+ Steals	1	3	4
Games With 3+ Three-Pointers	1	2	3

CAREER STATISTICS

Season	gp-gs	min/avg	Total fg-fga pct	3-Point fg-fga pct	F-Throws ft-fga pct	Rebounds off def tot avg	Scoring pf fo ast to blk stl pts avg
2013-14	34-0	649/19.1	54-142 .380	19-58 .328	58-74 .784	13 66 79 2.3	50 0 76 42 2 31 185 5.4
2014-15	34-33	1065/31.3	107-241 .444	31-76 .408	82-104 .788	17 105 122 3.6	49 1 121 72 6 41 327 9.6
TOTAL	68-33	1714/25.2	161-383 .420	50-134 .373	140-178 .787	30 171 201 3.0	99 1 197 114 8 72 512 7.5



#10 TROY CAUPAIN

GUARD • 6-4 • 205 • JUNIOR • 2L • MIDLOTHIAN, VA. (COSBY HIGH SCHOOL)

GAME-BY-GAME STATISTICS


2015-16 (JUNIOR SEASON)

2014-15 (SOPHOMORE SEASON)

Opponent	Date	gs	min	Total		3-Pointers		Free throws		Rebounds			pf	a	t/o	blk	stl	pts	avg		
				fg-fga	pct	3fg-fga	pct	ft-fa	pct	off	def	tot								avg	
SAINT FRANCIS	11/14/14	*	27	2-2	1.000	0-0	.000	4-4	1.000	0	2	2	2.0	3	4	3	1	1	8	8.0	
MOREHEAD STATE	11/19/14	*	31	2-7	.286	1-2	.500	8-11	.727	1	4	5	3.5	1	6	1	0	0	13	10.5	
EASTERN ILLINOIS	11/23/14	*	36	8-13	.615	1-2	.500	0-0	.000	0	6	6	4.3	1	1	4	0	0	17	12.7	
N.C. CENTRAL	11/25/14	*	27	1-7	.143	0-3	.000	2-2	1.000	0	2	2	3.8	1	0	0	0	1	4	10.5	
vs Middle Tennessee	11/28/14	*	24	3-6	.500	1-3	.333	4-5	.800	0	2	2	3.4	1	1	1	0	1	11	10.6	
vs Ole Miss	11/29/14	*	23	1-6	.167	1-3	.333	0-0	.000	2	2	4	3.5	2	1	5	0	0	3	9.3	
STONY BROOK	12/02/14	*	26	3-5	.600	2-4	.500	2-2	1.000	0	3	3	3.4	1	6	1	0	0	10	9.4	
at Nebraska	12/13/14	*	45	5-13	.385	0-1	.000	3-3	1.000	2	2	4	3.5	2	6	2	0	5	13	9.9	
SAN DIEGO STATE	12/17/14	*	30	3-9	.333	0-1	.000	6-9	.667	1	3	4	3.6	0	4	2	0	2	12	10.1	
VCU	12/20/14	*	36	0-5	.000	0-2	.000	2-2	1.000	0	6	6	3.8	0	6	3	0	0	2	9.3	
WAGNER	12/23/14	*	19	2-4	.500	0-0	.000	2-2	1.000	0	3	3	3.7	3	3	4	1	1	6	9.0	
at NC State	12-30-14	*	32	5-8	.625	1-1	1.000	2-2	1.000	1	3	4	3.8	4	2	2	0	2	13	9.3	
SMU	01/03/15	*	32	1-3	.333	1-3	.333	4-4	1.000	1	3	4	3.8	2	4	3	0	1	7	9.2	
EAST CAROLINA	01/06/15	*	30	4-6	.667	2-3	.667	0-0	.000	0	4	4	3.8	0	6	2	0	1	10	9.2	
at UConn	1/10/15	*	34	6-15	.400	2-6	.333	0-0	.000	2	3	5	3.9	2	3	0	0	3	14	9.5	
at Memphis	1/15/15	*	32	4-8	.500	1-2	.500	5-5	1.000	1	2	3	3.8	2	3	3	0	1	14	9.8	
TEMPLE	01/17/15	*	32	2-5	.400	1-1	1.000	4-4	1.000	0	0	0	3.6	0	7	0	0	1	9	9.8	
HOUSTON	01/21/15	*	35	4-6	.667	3-5	.600	2-2	1.000	0	3	3	3.6	2	6	3	0	3	13	9.9	
at UCF	01/25/15	*	35	3-7	.429	0-2	.000	3-4	.750	0	3	3	3.5	1	2	2	0	3	9	9.9	
UCONN	01/29/15	*	34	8-9	.889	1-2	.500	3-4	.750	0	4	4	3.6	3	2	3	2	1	20	10.4	
at East Carolina	02/01/15		25	1-6	.167	0-3	.000	2-2	1.000	2	4	6	3.7	0	2	1	0	1	4	10.1	
at SMU	02/05/15	*	36	4-6	.667	3-3	1.000	3-5	.600	0	4	4	3.7	2	4	2	0	1	14	10.3	
USF	02/07/15	*	27	2-6	.333	0-2	.000	4-6	.667	0	3	3	3.7	4	1	4	0	1	8	10.2	
at Temple	02/10/15	*	28	4-6	.667	2-2	1.000	0-0	.000	0	2	2	3.6	0	3	3	0	0	10	10.2	
TULANE	02/14/15	*	30	2-4	.500	0-0	.000	1-2	.500	0	0	0	3.4	1	2	3	1	1	5	10.0	
XAVIER	02/18/15	*	35	3-5	.600	1-3	.333	2-2	1.000	1	5	6	3.5	1	4	0	0	2	9	9.9	
at Houston	2/21/15	*	21	1-7	.143	0-1	.000	3-4	.750	0	3	3	3.5	3	4	1	0	1	5	9.7	
UCF	02/25/15	*	33	4-6	.667	2-2	1.000	0-3	.000	1	2	3	3.5	0	6	3	1	1	10	9.8	
at Tulane	02/28/15	*	32	1-3	.333	1-2	.500	0-0	.000	0	5	5	3.6	0	4	1	0	1	3	9.5	
at Tulsa	03/04/15	*	33	4-6	.667	1-2	.500	3-4	.750	0	6	6	3.6	2	2	0	0	1	12	9.6	
MEMPHIS	03/08/15	*	35	2-7	.286	0-2	.000	0-0	.000	0	2	2	3.6	1	6	3	0	0	4	9.4	
vs UConn	3/13/15	*	34	4-8	.500	3-4	.750	1-2	.500	0	4	4	3.6	1	2	2	0	1	12	9.5	
vs Purdue	3/19/15	*	38	4-10	.400	0-0	.000	2-4	.500	1	2	3	3.6	2	4	2	0	2	10	9.5	
vs Kentucky	3/21/15	*	38	4-17	.235	0-4	.000	5-5	1.000	1	3	4	3.6	1	4	3	0	1	13	9.6	
Totals			33	1065	107-241	.444	31-76	.408	82-104	.788	17	105	122	3.6	49	121	72	6	41	327	9.6

2013-14 (FRESHMAN SEASON)

Opponent	Date	gs	min	Total		3-Pointers		Free throws		Rebounds			pf	a	t/o	blk	stl	pts	avg	
				fg-fga	pct	3fg-fga	pct	ft-fa	pct	off	def	tot								avg
NORTH CAROLINA CENT	11/08/13	13	0-3	.000	0-1	.000	2-2	1.000	0	2	2	2.0	0	2	1	0	0	2	2.0	
NC STATE	11/12/13	19	0-3	.000	0-0	.000	5-6	.833	1	3	4	3.0	3	0	1	0	0	5	3.5	
APPALACHIAN ST.	11/16/13	26	5-6	.833	0-1	.000	3-3	1.000	1	3	4	3.3	2	4	2	0	1	13	6.7	
CAMPBELL	11/20/13	14	0-2	.000	0-0	.000	1-2	.500	0	1	1	2.8	0	1	0	0	1	1	5.3	
UMASS LOWELL	11/26/13	20	1-4	.250	0-1	.000	5-7	.714	2	1	3	2.8	1	1	2	0	2	7	5.6	
KENNESAW ST.	11/29/13	19	2-4	.500	0-0	.000	2-2	1.000	2	1	3	2.8	1	2	2	1	2	6	5.7	
USC UPSTATE	12/03/13	21	3-8	.375	3-5	.600	6-6	1.000	0	2	2	2.7	0	5	1	0	1	15	7.0	
at New Mexico	12/07/13	21	4-7	.571	1-2	.500	2-2	1.000	0	0	0	2.4	1	1	1	0	2	11	7.5	
vs Xavier	12/14/13	25	2-8	.250	1-3	.333	0-1	.000	1	3	4	2.6	4	0	1	0	2	5	7.2	
vs Pittsburgh	12/17/13	18	1-1	1.000	1-1	1.000	1-2	.500	0	2	2	2.5	2	2	3	0	0	4	6.9	
MIDDLE TENNESSEE	12/21/13	19	1-2	.500	1-2	.500	1-2	.500	0	5	5	2.7	2	4	1	0	0	4	6.6	
CHICAGO STATE	12/23/13	16	4-7	.571	2-4	.500	0-0	.000	0	4	4	2.8	3	3	3	0	1	10	6.9	
NEBRASKA	12/28/13	24	2-4	.500	0-1	.000	1-2	.500	0	4	4	2.9	3	3	0	0	2	5	6.8	
SMU	1/1/14	24	2-5	.400	1-2	.500	2-2	1.000	0	1	1	2.8	1	2	0	0	1	7	6.8	
at Memphis	1/4/14	19	3-6	.500	1-2	.500	0-0	.000	0	3	3	2.8	1	5	1	0	3	7	6.8	
at Houston	1/7/14	22	2-6	.333	1-2	.500	1-3	.333	2	0	2	2.8	1	1	0	0	2	6	6.8	
RUTGERS	1/11/14	23	5-6	.833	2-3	.667	2-5	.400	0	2	2	2.7	3	1	4	0	0	14	7.2	
TEMPLE	1/14/14	17	0-3	.000	0-2	.000	2-2	1.000	0	0	0	2.6	3	5	0	0	1	2	6.9	
at USF	1/18/14	18	1-5	.200	1-3	.333	2-2	1.000	0	6	6	2.7	1	2	2	0	0	5	6.8	
UCF	1/23/14	23	2-7	.286	1-3	.333	1-2	.500	0	2	2	2.7	2	0	1	0	0	6	6.8	
at Temple	01/26/14	24	3-5	.600	0-2	.000	2-2	1.000	0	1	1	2.6	1	9	2	0	1	8	6.8	
at Louisville	1/30/14	22	0-5	.000	0-1	.000	0-0	.000	1	2	3	2.6	0	1	2	0	0	0	6.5	
USF	2/2/14	17	0-2	.000	0-1	.000	0-0	.000	0	2	2	2.6	0	2	0	0	1	0	6.2	
UCONN	2/6/14	12	1-3	.333	0-1	.000	0-0	.000	0	0	0	2.5	0	2	3	0	2	2	6.0	
at SMU	02/08/14	16	0-4	.000	0-4	.000	1-2	.500	0	1	1	2.4	3	2	2	0	0	1	5.8	
HOUSTON	2/15/14	12	0-3	.000	0-1	.000	2-2	1.000	1	2	3	2.5	2	0	0	0	1	2	5.7	
at UCF	2/19/14	19	2-2	1.000	1-1	1.000	0-0	.000	1	0	1	2.4	0	6	0	0	1	5	5.7	
LOUISVILLE	2/22/14	18	1-2	.500	0-0	.000	4-4	1.000	0	2	2	2.4	2	1	0	0	0	6	5.7	
at UConn	3/1/14	13	1-3	.333	1-3	.333	0-0	.000	0	1	1	2.3	0	0	3	0	0	3	5.6	
MEMPHIS	03/06/14	23	0-2	.000	0-2	.000	6-7	.857	0	4	4	2.4	2	2	1	0	1	6	5.6	
at Rutgers	03/08/14	18	3-4	.750	1-1	1.000	0-0	.000	0	2	2	2.4	0	4	1	0	0	7	5.6	
vs UCF	3/13/14	24	1-4	.250	0-1	.000	2-2	1.000	0	3	3	2.4	2	3	0	1	0	4	5.6	
vs UConn	3/14/14	8	1-3	.333	0-1	.000	0-0	.000	1	0	1	2.4	3	0	2	0	1	2	5.5	
vs Harvard	03/20/14	22	1-3	.333	0-1	.000	2-2	1.000	0	1	1	2.3	1	0	0	0	2	4	5.4	
Totals		0	649	54-142	.380	19-58	.328	58-74	.784	13	66	79	2.3	50	76	42	2	31	185	5.4



#11 GARY CLARK

FORWARD • 6-8 • 235 • SOPHOMORE • 1L • CLAYTON, N.C. (CLAYTON HIGH SCHOOL)

AWARDS

- » American Athletic Conference All-Rookie Team (2014-15)
- » American Athletic Conference Rookie of the Week (12/8/14)
- » American Athletic Conference Weekly Honor Roll (2/23/15)

MOMENTS

- » Finished 2014-15 as the only freshman in The American to rank among the top 10 league leaders for rebounds (third at 7.2), field goal percentage (sixth at .524) and blocks (sixth at 1.3)
- » Ranked second in The American in rebounding among freshmen in 2014-15
- » Set Cincinnati's freshman single-game record, pulling down 16 rebounds against East Carolina (1/6/15)

2014-15 (Freshman): Started all 34 games, averaging 7.8 points, 7.2 rebounds, 1.7 assists and 1.3 blocks in 27.8 minutes ... named to the American Athletic Conference All-Rookie Team by the league's coaches ... tabbed The American's Rookie of the Week (12/8) and chosen to league's weekly honor roll (2/23) ... grabbed 246 rebounds on the season, second most in school history by a freshman (Danny Fortson 258 in 1995) ... finished as the only freshman in The American to rank among the top 10 league leaders for rebounds (third at 7.2), field goal percentage (sixth at .524) and blocks (sixth at 1.3) ... finished second in The American in rebounding among freshmen (UConn's Daniel Hamilton [7.6]) ... ranked second in the league for offensive rebounds (2.8) and tied for fourth in defensive rebounds (4.5) ... led UC in rebounding in 15 games on the season, grabbing 10 or more boards seven times ... posted five or more rebounds in 28 of 34 games ... set a UC freshman record pulling down 16 rebounds to go with eight points, a season-best four blocks and a season-high four steals against East Carolina (1/6) ... scored in double figures in 11 games ... registered three double-doubles with 12 points and a game-high 10 rebounds against UConn (1/29), 12 points and a game-high 12 rebounds against Ole Miss (11/29) and 11 points and a game-high 14 rebounds at Houston (2/21) ... tallied a season-high 14 points on 7-of-11 shooting to go with seven rebounds against Xavier (2/18) ... had eight points, nine rebounds and a season-best five assists at Tulane (2/28) ... selected to the Emerald Coast Classic All-Tournament Team ... became the first true freshman to start a season opener since Lance Stephenson (2009-10 season).

Prior to Cincinnati: Averaged 26 points, seven rebounds and four assists as a senior at Clayton High School in Clayton, North Carolina ... finished his career as the school's all-time leader in points, rebounds and blocks ... tabbed a four-star recruit by Rivals, ESPN and 247 Sports ... praised on one of the nation's top 100 prospects by ESPN and Rivals ... named Greater Neuse River Conference Player of the Year as a junior and senior ... became the first player in the state of North Carolina to record a quadruple double with 22 points, 21 rebounds, 15 blocked shots and 10 assists against West Johnston during his senior season ... poured in 40 points and grabbed 12 rebounds against East Wake on Jan. 11, 2014, the same day he was left off the list of nominees for the McDonald's All-America game ... averaged 24 points, 14 rebounds and four blocks while leading the Comets to the 2013 4A Eastern Regional semifinals as a junior ... averaged nearly 32 points in the playoffs while earning Associate Press All-State accolades.

Personal: Born Nov. 16, 1994 in Smithfield, North Carolina ... son of Tammy McKey and Gary Clark Sr. ... has one brother, Jeremiah and two sisters, Azia and Tanija ... right-handed.



ALL-CONFERENCE CANDIDATE

SEASON & CAREER STATISTICS

2014-15 SEASON			CAREER		
14 vs. Xavier, 2/18/15	Pts	14 vs. Xavier, 2/18/15	14 vs. Xavier, 2/18/15		
12 vs. UConn, 1/29/15	FG Atts	12 vs. UConn, 1/29/15	12 vs. UConn, 1/29/15		
7 vs. Xavier, 2/18/15	FG Made	7 vs. Xavier, 2/18/15	7 vs. Xavier, 2/18/15		
1, 5x (last vs. UConn, 3/13/15)	3PT-FG Atts	1, 5x (last vs. UConn, 3/13/15)	1, 5x (last vs. UConn, 3/13/15)		
0	3PT-FG Made	0	0		
7, 2x (last at N.C. State, 12/30/14)	FT Atts	7, 2x (last at N.C. State, 12/30/14)	7, 2x (last at N.C. State, 12/30/14)		
6 vs. N.C. Central, 11/25/14	FT Made	6 vs. N.C. Central, 11/25/14	6 vs. N.C. Central, 11/25/14		
16 vs. East Carolina, 1/6/15	Rebs	16 vs. East Carolina, 1/6/15	16 vs. East Carolina, 1/6/15		
5 at Tulane, 2/28/15	Assts	5 at Tulane, 2/28/15	5 at Tulane, 2/28/15		
4, 3x (last vs. UConn, 1/29/15)	Stls	4, 3x (last vs. UConn, 1/29/15)	4, 3x (last vs. UConn, 1/29/15)		
4, 2x (last vs. East Carolina, 1/6/15)	Blks	4, 2x (last vs. East Carolina, 1/6/15)	4, 2x (last vs. East Carolina, 1/6/15)		
36, 2x (last vs. Xavier, 2/18/15)	Mins	36, 2x (last vs. Xavier, 2/18/15)	36, 2x (last vs. Xavier, 2/18/15)		

MISCELLANEOUS STATISTICS

CATEGORY	2014-15	CAREER
Double-Figure Scoring Games	11	11
Double-Figure Rebounding Games	7	7
Double-Double Games	3	3
20-Point Scoring Games	0	0
Games Led UC in Scoring	2	2
Games Led UC in Rebounding	15	15
Games Led UC in Assists	6	6
Games With 3+ Assists	5	5
Games With 3+ Blocks	4	4
Games With 3+ Steals	3	3
Games With 3+ Three-Pointers	0	0

CAREER STATISTICS

Season	gp-gs		min/avg		Total		3-Point		F-Throws		Rebounds				Scoring			
					fg-fga	pct	fg-fga	pct	ft-fga	pct	off	def	tot	avg	pts	avg		
2014-15	34	34	945	27.8	110	210 .524	0-5	.000	45	72 .625	94	152	246	7.2	265	7.8		
TOTAL	34	34	945	27.8	110	210 .524	0-5	.000	45	72 .625	94	152	246	7.2	265	7.8		



#11 GARY CLARK

FORWARD • 6-8 • 235 • SOPHOMORE • 1L • CLAYTON, N.C. (CLAYTON HIGH SCHOOL)

GAME-BY-GAME STATISTICS

2015-16 (SOPHOMORE SEASON)

2014-15 (FRESHMAN SEASON)

Opponent	Date	gs	min	Total		3-Pointers		Free throws		Rebounds			pf	a	t/o	blk	stl	pts	avg	
				fg	fga	pct	3fg	3fga	pct	ft	fta	pct								off
SAINT FRANCIS	11/14/14	*	24	5-8	.625	0-1	.000	0-0	.000	4	2	6	6.0	1	1	0	1	4	10	10.0
MOREHEAD STATE	11/19/14	*	24	1-4	.250	0-0	.000	0-0	.000	2	6	8	7.0	2	1	2	0	0	2	6.0
EASTERN ILLINOIS	11/23/14	*	22	2-4	.500	0-0	.000	0-0	.000	3	5	8	7.3	2	3	0	2	1	4	5.3
N.C. CENTRAL	11/25/14	*	25	3-5	.600	0-0	.000	6-6	1.000	5	3	8	7.5	2	3	4	0	12	7.0	
vs Middle Tennessee	11/28/14	*	31	4-6	.667	0-0	.000	1-2	.500	5	2	7	7.4	1	2	1	2	1	9	7.4
vs Ole Miss	11/29/14	*	29	4-6	.667	0-0	.000	4-7	.571	4	8	12	8.0	0	1	1	0	12	8.2	
STONY BROOK	12/02/14	*	26	6-10	.600	0-0	.000	1-1	1.000	3	5	8	8.1	1	2	2	2	1	13	8.9
at Nebraska	12/13/14	*	32	3-9	.333	0-0	.000	2-6	.333	4	4	8	8.1	4	1	1	1	0	8	8.8
SAN DIEGO STATE	12/17/14	*	29	4-8	.500	0-0	.000	2-2	1.000	0	5	5	7.8	3	1	0	0	0	10	8.9
VCU	12/20/14	*	21	2-7	.286	0-1	.000	0-0	.000	2	3	5	7.5	1	2	0	0	0	4	8.4
WAGNER	12/23/14	*	22	2-4	.500	0-0	.000	1-1	1.000	2	4	6	7.4	1	0	0	2	1	5	8.1
at NC State	12-30-14	*	36	3-6	.500	0-0	.000	3-7	.429	3	1	4	7.1	1	2	1	0	2	9	8.2
SMU	01/03/15	*	33	3-6	.500	0-1	.000	2-2	1.000	2	5	7	7.1	1	2	2	1	2	8	8.2
EAST CAROLINA	01/06/15	*	30	3-7	.429	0-0	.000	2-3	.667	4	12	16	7.7	0	3	3	4	4	8	8.1
at UConn	1/10/15	*	27	1-2	.500	0-1	.000	0-0	.000	1	4	5	7.5	2	2	2	1	2	2	7.7
at Memphis	1/15/15	*	30	3-7	.429	0-0	.000	1-2	.500	3	7	10	7.7	3	4	2	1	0	7	7.7
TEMPLE	01/17/15	*	23	4-7	.571	0-0	.000	3-3	1.000	1	7	8	7.7	0	2	1	0	0	11	7.9
HOUSTON	01/21/15	*	33	3-3	1.000	0-0	.000	2-2	1.000	0	5	5	7.6	2	0	2	2	2	8	7.9
at UCF	01/25/15	*	28	3-5	.600	0-0	.000	1-4	.250	1	1	2	7.3	0	1	1	2	2	7	7.8
UCONN	01/29/15	*	27	6-12	.500	0-0	.000	0-2	.000	7	3	10	7.4	1	2	2	4	4	12	8.1
at East Carolina	02/01/15	*	33	2-5	.400	0-0	.000	0-1	.000	0	5	5	7.3	0	2	3	0	4	7.9	
at SMU	02/05/15	*	18	1-2	.500	0-0	.000	0-0	.000	1	4	5	7.2	3	4	0	0	0	2	7.6
USF	02/07/15	*	16	2-3	.667	0-0	.000	1-2	.500	3	0	3	7.0	1	1	0	1	0	5	7.5
at Temple	02/10/15	*	21	2-3	.667	0-0	.000	0-0	.000	2	3	5	6.9	0	2	3	1	2	4	7.3
TULANE	02/14/15	*	20	4-6	.667	0-0	.000	0-0	.000	1	2	3	6.8	3	0	2	1	1	8	7.4
XAVIER	02/18/15	*	36	7-11	.636	0-0	.000	0-1	.000	4	3	7	6.8	2	2	0	2	1	14	7.6
at Houston	2/21/15	*	31	4-7	.571	0-0	.000	3-4	.750	6	8	14	7.0	2	1	1	2	0	11	7.7
UCF	02/25/15	*	25	5-6	.833	0-0	.000	0-0	.000	0	3	3	6.9	1	3	0	0	0	10	7.8
at Tulane	02/28/15	*	28	3-7	.429	0-0	.000	2-3	.667	5	4	9	7.0	0	5	1	2	0	8	7.8
at Tulsa	03/04/15	*	36	3-3	1.000	0-0	.000	1-2	.500	3	5	8	7.0	4	2	2	0	0	7	7.8
MEMPHIS	03/08/15	*	33	4-8	.500	0-0	.000	3-4	.750	1	3	4	6.9	2	2	1	1	1	11	7.9
vs UConn	3/13/15	*	34	4-9	.444	0-1	.000	1-1	1.000	2	9	11	7.0	1	1	0	1	0	9	7.9
vs Purdue	3/19/15	*	36	4-10	.400	0-0	.000	1-2	.500	5	7	12	7.2	1	2	0	1	2	9	8.0
vs Kentucky	3/21/15	*	26	0-4	.000	0-0	.000	2-2	1.000	5	4	9	7.2	4	0	0	3	1	2	7.8
Totals			34	945	110-210	.524	0-5	.000	45-72	.625	94	152	246	7.2	54	57	38	45	265	7.8



#13 TRE SCOTT

FORWARD • 6-8 • 225 • FRESHMAN • HS • DARIEN, GA. (MCINTOSH COUNTY ACADEMY)

Prior to Cincinnati: Named the Georgia Region 2A Player of the Year as a junior and senior ... tabbed first team all-region as a freshman and sophomore ... set the school scoring mark with 1,824 points while averaging 13.3 rebounds during his career at McIntosh County Academy in Darien, Georgia (population 1,880) ... averaged 21.6 points, 14.1 rebounds, 6.5 assists and 3.5 blocks as a senior ... posted 22.3 points, 13.7 rebounds, 6.7 assists and 3.7 blocks as a junior ... tabbed a three-star prospect by ESPN, Rivals.com and Scout.com and 247 Sports.

Personal: Born Nov. 25, 1996 in Brunswick, Georgia ... son of Anita and Eddie Scott ... has two sisters, Jada and Jadyn ... right-handed.

SEASON & CAREER STATISTICS

2015-16 SEASON		CAREER
0	Pts	0
0	FG Atts	0
0	FG Made	0
0	3PT-FG Atts	0
0	3PT-FG Made	0
0	FT Atts	0
0	FT Made	0
0	Rebs	0
0	Assts	0
0	Stls	0
0	Blks	0
0	Mins	0

MISCELLANEOUS STATISTICS

CATEGORY	2015-16	CAREER
Double-Figure Scoring Games	0	0
Double-Figure Rebounding Games	0	0
Double-Double Games	0	0
20-Point Scoring Games	0	0
Games Led UC in Scoring	0	0
Games Led UC in Rebounding	0	0
Games Led UC in Assists	0	0
Games With 3+ Assists	0	0
Games With 3+ Blocks	0	0
Games With 3+ Steals	0	0
Games With 3+ Three-Pointers	0	0

GAME-BY-GAME STATISTICS

2015-16 (FRESHMAN SEASON)

CAREER STATISTICS



#21 FARAD COBB

GUARD • 6-1 • 170 • SENIOR • 1L • WEST PALM BEACH, FLA. (NORTHWEST FLORIDA STATE COLLEGE)

AWARDS

» American Athletic Conference Player of the Week (3/9/15)
» American Athletic Conference Weekly Honor Roll (1/5/15 & 2/9/15)

MOMENTS

» Averaged a team-best 18.0 points, shooting 20 of 33 (60.6 percent) from the field and 10 of 19 (52.6 percent) from three-point range against the top two teams in The American in 2014-15: SMU (two games) and Tulsa (one game)
» Led the Bearcats in scoring during March 2015, averaging 12.2 points while shooting 44.7 percent (21 of 47) from the field and 90.9 percent (10 of 11) from the foul line

2014-15 (Junior): Started nine of 34 games played, averaging 8.5 points, 2.5 rebounds, 1.4 assists and 1.0 steals in 24.1 minutes ... finished with a team-high 53 three-pointers and was the squad's third-leading scorer while ranking among The American's leaders in three-pointers made (13th at 1.6) for the season and steals (tied for ninth at 1.3), three-point shooting percentage (12th at .370) and three-pointers made (tied for 12th at 1.7) during league action ... named The American's Player of the Week (3/9) and was tabbed to The American's Weekly Honor Roll twice (1/5 and 2/9) ... led the Bearcats in scoring during March, averaging 12.2 points while shooting 44.7 percent (21 of 47) from the field and 90.9 percent (10 of 11) from the foul line ... started the last eight games of the season ... scored in double figures in eight of UC's final 14 games of the season, while leading the team in scoring (10.9 points), three-pointers made (25), steals (16) and free-throw percentage (.833 [20 of 24]) ... shot 79.2 percent (38 of 48) from the free-throw line during the season ... tallied a season-high 24 points on 8-of-14 from the field with a season-high six three-pointers against Morehead State (11/19) ... netted 22 points on 9-of-14 from the field with four three-pointers at Tulsa (3/4) ... had 18 points with four three-pointers against SMU (1/3) in Cincinnati and 14 points with a pair of threes at No. 23 SMU (2/5) in Dallas ... poured in 16 points with a pair of threes and 6-of-6 shooting from the free-throw line against Memphis (3/8) ... posted a team-high 14 points with a pair of threes in a season-high 36 minutes in UC's overtime win against Purdue (3/19) in the second round of the NCAA tournament ... led UC in points seven times and scored in double figures 11 times ... scored in 32 of UC's 34 games.

Prior to Cincinnati: Averaged a team-best 15.1 points, 4.4 rebounds and 3.4 assists while shooting 51.1 percent from the field and 46.3 percent from three-point range as a sophomore during the 2013-14 season at Northwest Florida State College in Niceville, Florida ... averaged 5.7 points, 2.3 rebounds and 1.7 assists with eight starts in 26 games as a freshman at Chattanooga during the 2012-13 campaign ... tabbed a top-40 point guard in the Class of 2012 by ESPN.com ... named the Class A Player of the Year and an All-State performer as a junior attending Summit Christian School ... selected as the 2011 and 2012 Palm Beach Post Player of the Year and the 2012 Fort Lauderdale Player of the Year ... ranked as the No. 1 point guard in Florida by ESPN.com while averaging 27.8 points, 6.7 assists and 5.8 rebounds as a senior ... led the Fighting Saints to a 107-16 record for his career, winning the Class A State Championship as a junior while claiming tournament most valuable player honors.

Personal: Born April 5, 1993 in West Palm Beach, Florida ... son of Rita and Willie Cobb ... right-handed ... first name is pronounced "fah-ROD."

SEASON & CAREER STATISTICS

2014-15 SEASON

24 vs. Morehead State, 11/19/14	Pts	24 vs. Morehead State, 11/19/14
14, 2x (last at Tulsa, 3/4/15)	FG Atts	14, 2x (last at Tulsa, 3/4/15)
9 at Tulsa, 3/4/15	FG Made	9 at Tulsa, 3/4/15
10 vs. Xavier (2/18/15)	3PT-FG Atts	10 vs. Xavier (2/18/15)
6 vs. Morehead State, 11/19/14	3PT-FG Made	7 vs. Kansas (at Chattanooga), 11/15/12
6 vs. Memphis, 3/8/15	FT Atts	6 vs. Memphis, 3/8/15
6 vs. Memphis, 3/8/15	FT Made	6 vs. Memphis, 3/8/15
7 vs. Tulane, 2/14/15	Rebs	7 vs. Tulane, 2/14/15
4, 2x (last at Temple, 2/10/15)	Assts	4, 2x (last at Temple, 2/10/15)
5 at Houston, 2/21/15	Stls	5 at Houston, 2/21/15
1, 4x (last at Tulane, 2/28/15)	Blks	1, 4x (last at Tulane, 2/28/15)
36, vs. Purdue, 3/19/15	Mins	36, vs. Purdue, 3/19/15

MISCELLANEOUS STATISTICS

CATEGORY	2014-15	CAREER
Double-Figure Scoring Games	11	11
Double-Figure Rebounding Games	0	0
Double-Double Games	0	0
20-Point Scoring Games	2	2
Games Led UC in Scoring	6	6
Games Led UC in Rebounding	1	1
Games Led UC in Assists	3	3
Games With 3+ Assists	5	5
Games With 3+ Blocks	0	0
Games With 3+ Steals	2	2
Games With 3+ Three-Pointers	7	7

CAREER STATISTICS

Season	gp-gs	min/avg	Total fg-fga	pct	3-Point fg-fga	pct	F-Throws ft-fga	pct	Rebounds off	def	tot	avg	pf	fo	ast	to	blk	stl	Scoring pts	avg
2014-15	34-9	821/24.1	99-259	.382	53-159	.333	38-48	.792	18	67	85	2.5	36	0	49	37	4	33	289	8.5
TOTAL	34-9	821/24.1	99-259	.382	53-159	.333	38-48	.792	18	67	85	2.5	36	0	49	37	4	33	289	8.5



#21 FARAD COBB

GUARD • 6-1 • 170 • SENIOR • 1L • WEST PALM BEACH, FLA. (NORTHWEST FLORIDA STATE COLLEGE)

GAME-BY-GAME STATISTICS

2015-16 (SENIOR SEASON)

2014-15 (JUNIOR SEASON)

Opponent	Date	gs	min	Total		3-Pointers		Free throws		Rebounds				pf	a	t/o	blk	stl	pts	avg
				fg	pct	3fg	pct	ft	pct	off	def	tot	avg							
SAINT FRANCIS	11/14/14	13		0-2	.000	0-2	.000	0-0	.000	0	4	4	4.0	1	1	0	0	0	0	0.0
MOREHEAD STATE	11/19/14	28		8-14	.571	6-9	.667	2-4	.500	0	0	0	2.0	1	1	0	1	2	24	12.0
EASTERN ILLINOIS	11/23/14	23		0-5	.000	0-3	.000	4-4	1.000	0	0	0	1.3	0	2	2	0	2	4	9.3
N.C. CENTRAL	11/25/14	31		3-9	.333	3-8	.375	0-0	.000	2	2	4	2.0	0	1	1	0	0	9	9.3
vs Middle Tennessee	11/28/14	20		3-6	.500	1-3	.333	2-2	1.000	0	3	3	2.2	1	2	0	0	2	9	9.2
vs Ole Miss	11/29/14	23		1-9	.111	1-5	.200	0-0	.000	3	1	4	2.5	0	1	1	0	1	3	8.2
STONY BROOK	12/02/14	8		0-0	.000	0-0	.000	0-0	.000	1	0	1	2.3	1	2	0	0	0	0	7.0
at Nebraska	12/13/14	29		2-9	.222	2-7	.286	0-0	.000	1	4	5	2.6	1	1	0	0	0	6	6.9
SAN DIEGO STATE	12/17/14	29		5-11	.455	2-5	.400	0-0	.000	0	5	5	2.9	1	2	1	0	0	12	7.4
VCU	12/20/14	28		3-10	.300	1-6	.167	0-0	.000	1	4	5	3.1	0	0	1	1	2	7	7.4
WAGNER	12/23/14	24		1-4	.250	0-3	.000	2-5	.400	0	2	2	3.0	0	1	1	0	0	4	7.1
at NC State	12-30-14	22		4-6	.667	1-3	.333	0-0	.000	0	0	0	2.8	0	2	0	0	0	9	7.3
SMU	01/03/15	27		6-12	.500	4-9	.444	2-3	.667	1	1	2	2.7	0	0	1	0	1	18	8.1
EAST CAROLINA	01/06/15	21		0-3	.000	0-3	.000	2-2	1.000	0	1	1	2.6	3	2	1	0	1	2	7.6
at UConn	1/10/15	14		2-5	.400	2-3	.667	0-0	.000	0	1	1	2.5	2	0	1	0	1	6	7.5
at Memphis	1/15/15	21		1-7	.143	1-6	.167	0-0	.000	2	1	3	2.5	0	0	1	0	0	3	7.3
TEMPLE	01/17/15	14		2-3	.667	2-3	.667	0-0	.000	1	3	4	2.6	2	4	1	0	1	6	7.2
HOUSTON	01/21/15	17		1-6	.167	1-6	.167	2-2	1.000	0	1	1	2.5	3	2	1	0	3	5	7.1
at UCF	01/25/15	15		1-4	.250	0-3	.000	0-0	.000	0	1	1	2.4	1	0	1	0	1	2	6.8
UConn	01/29/15	24		2-7	.286	1-3	.333	2-2	1.000	0	3	3	2.5	2	2	3	0	0	7	6.8
at East Carolina	02/01/15	*	27	5-9	.556	3-5	.600	0-0	.000	0	2	2	2.4	3	2	4	1	1	13	7.1
at SMU	02/05/15	23		5-7	.714	2-3	.667	2-2	1.000	0	0	0	2.3	2	0	4	0	2	14	7.4
USF	02/07/15	27		5-12	.417	3-8	.375	3-3	1.000	0	1	1	2.3	0	0	0	0	0	16	7.8
at Temple	02/10/15	23		4-6	.667	2-4	.500	3-3	1.000	0	2	2	2.3	3	4	2	0	1	13	8.0
TULANE	02/14/15	26		3-10	.300	0-4	.000	0-0	.000	1	6	7	2.4	0	3	0	0	2	6	7.9
XAVIER	02/18/15	26		3-11	.273	3-10	.300	0-0	.000	0	3	3	2.5	0	2	0	0	0	9	8.0
at Houston	2/21/15	*	28	2-8	.250	0-3	.000	1-2	.500	0	0	0	2.4	1	3	2	0	5	5	7.9
UCF	02/25/15	*	30	4-10	.400	2-4	.500	1-3	.333	2	4	6	2.5	0	5	2	0	0	11	8.0
at Tulane	02/28/15	*	27	2-7	.286	1-3	.333	0-0	.000	1	0	1	2.4	1	1	1	1	1	5	7.9
at Tulsa	03/04/15	*	32	9-14	.643	4-7	.571	0-1	.000	1	0	1	2.4	0	0	0	0	2	22	8.3
MEMPHIS	03/08/15	*	28	4-7	.571	2-4	.500	6-6	1.000	0	3	3	2.4	0	1	0	0	1	16	8.6
vs UConn	3/13/15	*	31	2-8	.250	1-4	.250	2-2	1.000	0	2	2	2.4	4	1	0	0	1	7	8.5
vs Purdue	3/19/15	*	36	5-11	.455	2-6	.333	2-2	1.000	0	3	3	2.4	2	1	2	0	0	14	8.7
vs Kentucky	3/21/15	*	26	1-7	.143	0-4	.000	0-0	.000	1	4	5	2.5	1	0	3	0	0	2	8.5
Totals		9	821	99-259	.382	53-159	.333	38-48	.792	18	67	85	2.5	36	49	37	4	33	289	8.5



#22 COREONTAE DeBERRY

CENTER • 6-9 • 265 • SENIOR • 1L • HOLLAND, MICH. (HUTCHINSON COMMUNITY COLLEGE)

MOMENTS

» Stepped forward on the big stage, contributing a career-high 13 points on 5-of-9 shooting, including a layup with 3:08 left in overtime that propelled Cincinnati to a 66-65 overtime win against Purdue in the second round of the 2015 NCAA Tournament

» Ranked second on the squad in scoring during two NCAA tournament games, averaging 10.0 points on 8-of-15 shooting from the field to go with 4.0 rebounds and 2.0 blocks

2014-15 (Junior): Played in all 34 games as a reserve, averaging 4.2 points, 2.1 rebounds and 1.0 blocks in 10.6 minutes ... shot 54.5 percent (54 of 99) from the field for the season ... ranked second on the team in scoring during two NCAA tournament games, averaging 10.0 points on 8-of-15 from the field to go with 4.0 rebounds and 2.0 blocks ... ranked among The American's leaders in blocks for the season (14th at 1.0) and during league play (12th at 1.1) ... shot a team-best 52.6 percent (10 of 19) from the field during March, averaging 4.8 points and 2.8 rebounds ... posted a season-high 13 points on 5-of-9 shooting from the field with two blocks and two rebounds in a season-high 26 minutes in UC's overtime win against Purdue (3/19) in the second round of the NCAA tournament ... posted seven points and a season-high six rebounds in 17 minutes against Kentucky (3/21) in the third round of the NCAA tournament ... had a conference season-high nine points against East Carolina (1/6) ... tallied nine points and four rebounds at NC State (12/30) ... recorded nine points, four rebounds and two blocks against Wagner (12/23) ... had a season-high three blocks against Stony Brook (12/2).

Prior to Cincinnati: Averaged 11.8 points, 7.1 rebounds and 1.6 blocks while shooting 69.7 percent (147 of 211) from the field despite logging only 5.7 minutes per contest during his lone season (2013-14) at junior-college power Hutchinson Community College in Hutchinson, Kansas ... tallied 9.2 points and 4.4 rebounds in 12.7 minutes during the 2012-13 season at Mott College in Flint, Michigan ... posted 16.1 points per game as a senior at Holland High School during 2011-12 ... tabbed a three-star prospect out of high school by Rivals.

Personal: Born Sept. 2, 1994 in Holland, Michigan ... son of Kesha DeBerry and Christian Hogg ... has two brothers, Fred Rogers and Jerry Cook and a sister, Briana DeBerry ... right-handed.

SEASON & CAREER STATISTICS

2014-15 SEASON

	Pts	CAREER
13 vs. Purdue, 3/19/15	13 vs. Purdue, 3/19/15	
9, vs. Purdue, 3/19/15	FG Atts	13 vs. Purdue, 3/19/15
5, vs. Purdue, 3/19/15	FG Made	13 vs. Purdue, 3/19/15
0	3PT-FG Atts	0
0	3PT-FG Made	0
5, vs. Purdue, 3/19/15	FT Atts	5, vs. Purdue, 3/19/15
3, 3x (last vs. Purdue, 3/19/15)	FT Made	3, 3x (last vs. Purdue, 3/19/15)
6, 2x (last vs. Kentucky, 3/21/15)	Rebs	6, 2x (last vs. Kentucky, 3/21/15)
1, 3x (last vs. Kentucky, 3/21/15)	Assts	1, 3x (last vs. Kentucky, 3/21/15)
1, 2x (last vs. USF, 2/7/15)	Stls	1, 2x (last vs. USF, 2/7/15)
3, 2x (last vs. UCF, 2/25/15)	Blks	3, 2x (last vs. UCF, 2/25/15)
26, vs. Purdue, 3/19/15	Mins	26, vs. Purdue, 3/19/15

MISCELLANEOUS STATISTICS

CATEGORY	2014-15	CAREER
Double-Figure Scoring Games	1	1
Double-Figure Rebounding Games	0	0
Double-Double Games	0	0
20-Point Scoring Games	0	0
Games Led UC in Scoring	0	0
Games Led UC in Rebounding	0	0
Games Led UC in Assists	0	0
Games With 3+ Assists	0	0
Games With 3+ Blocks	2	2
Games With 3+ Steals	0	0
Games With 3+ Three-Pointers	0	0

CAREER STATISTICS

			Total		3-Point		F-Throws		Rebounds											Scoring	
Season	gp-gs	min/avg	fg-fga	pct	fg-fga	pct	ft-fta	pct	off	def	tot	avg	pf	fo	ast	to	blk	stl	pts	avg	
2014-15	34-0	360/10.6	54-99	.545	0-0	.000	35-57	.614	25	47	72	2.1	52	0	3	24	33	2	143	4.2	
TOTAL	34-0	360/10.6	54-99	.545	0-0	.000	35-57	.614	25	47	72	2.1	52	0	3	24	33	2	143	4.2	



#22 COREONTAE DeBERRY

CENTER • 6-9 • 265 • SENIOR • 1L • HOLLAND, MICH. (HUTCHINSON COMMUNITY COLLEGE)

GAME-BY-GAME STATISTICS

2015-16 (SENIOR SEASON)

2014-15 (JUNIOR SEASON)

Opponent	Date	gs	min	Total		3-Pointers		Free throws		Rebounds				pf	a	t/o	blk	stl	pts	avg
				fg	pct	3fg	pct	ft	pct	off	def	tot	avg							
SAINT FRANCIS	11/14/14	6	0-0	.000	0-0	.000	0-0	.000	0	0	0	0.0	0	0	0	0	0	0	0.0	
MOREHEAD STATE	11/19/14	2	0-0	.000	0-0	.000	0-0	.000	0	0	0	0.0	0	0	0	0	0	0	0.0	
EASTERN ILLINOIS	11/23/14	8	1-2	.500	0-0	.000	1-2	.500	1	3	4	1.3	3	0	1	1	0	3	1.0	
N.C. CENTRAL	11/25/14	8	2-2	1.000	0-0	.000	0-0	.000	2	1	3	1.8	0	0	1	0	0	4	1.8	
vs Middle Tennessee	11/28/14	10	2-2	1.000	0-0	.000	0-0	.000	0	1	1	1.6	1	0	1	2	0	4	2.2	
vs Ole Miss	11/29/14	2	0-0	.000	0-0	.000	0-0	.000	0	0	0	1.3	1	0	0	0	0	0	1.8	
STONY BROOK	12/02/14	20	2-6	.333	0-0	.000	2-2	1.000	0	1	1	1.3	1	0	0	3	0	6	2.4	
at Nebraska	12/13/14	9	1-2	.500	0-0	.000	0-0	.000	1	1	2	1.4	1	1	1	0	0	2	2.4	
SAN DIEGO STATE	12/17/14	13	3-4	.750	0-0	.000	0-0	.000	0	1	1	1.3	0	0	0	1	0	6	2.8	
VCU	12/20/14	7	0-1	.000	0-0	.000	0-0	.000	1	1	2	1.4	0	0	1	0	0	0	2.5	
WAGNER	12/23/14	17	3-3	1.000	0-0	.000	2-4	.500	0	4	4	1.6	1	0	0	2	0	8	3.0	
at NC State	12-30-14	11	4-6	.667	0-0	.000	1-2	.500	2	2	4	1.8	4	0	1	0	0	9	3.5	
SMU	01/03/15	12	1-2	.500	0-0	.000	0-0	.000	0	2	2	1.8	2	0	1	2	1	2	3.4	
EAST CAROLINA	01/06/15	12	3-5	.600	0-0	.000	3-4	.750	0	2	2	1.9	4	0	2	0	0	9	3.8	
at UConn	1/10/15	14	0-3	.000	0-0	.000	2-4	.500	0	2	2	1.9	0	0	1	1	0	2	3.7	
at Memphis	1/15/15	16	4-7	.571	0-0	.000	0-0	.000	0	1	1	1.8	3	0	3	1	0	8	3.9	
TEMPLE	01/17/15	12	1-2	.500	0-0	.000	2-4	.500	1	3	4	1.9	2	0	0	0	0	4	3.9	
HOUSTON	01/21/15	6	0-1	.000	0-0	.000	2-2	1.000	0	0	0	1.8	0	0	0	1	0	2	3.8	
at UCF	01/25/15	8	1-2	.500	0-0	.000	2-2	1.000	2	0	2	1.8	2	0	1	0	0	4	3.8	
UConn	01/29/15	19	2-6	.333	0-0	.000	2-4	.500	2	1	3	1.9	1	0	2	2	0	6	4.0	
at East Carolina	02/01/15	8	0-2	.000	0-0	.000	2-2	1.000	1	0	1	1.9	0	0	0	1	0	2	3.9	
at SMU	02/05/15	4	1-1	1.000	0-0	.000	1-2	.500	0	2	2	1.9	2	0	0	1	0	3	3.8	
USF	02/07/15	11	2-6	.333	0-0	.000	2-3	.667	4	2	6	2.0	2	0	0	1	1	6	3.9	
at Temple	02/10/15	10	2-3	.667	0-0	.000	1-1	1.000	0	0	0	2.0	1	0	1	1	0	5	4.0	
TULANE	02/14/15	9	1-2	.500	0-0	.000	2-2	1.000	0	2	2	2.0	4	0	0	1	0	4	4.0	
XAVIER	02/18/15	10	2-2	1.000	0-0	.000	0-0	.000	0	2	2	2.0	3	0	1	0	0	4	4.0	
at Houston	2/21/15	10	2-2	1.000	0-0	.000	1-1	1.000	0	0	0	1.9	0	0	0	2	0	5	4.0	
UCF	02/25/15	9	1-2	.500	0-0	.000	3-4	.750	1	1	2	1.9	3	0	0	3	0	5	4.0	
at Tulane	02/28/15	13	3-4	.750	0-0	.000	0-3	.000	1	4	5	2.0	3	1	4	0	0	6	4.1	
at Tulsa	03/04/15	7	0-2	.000	0-0	.000	0-0	.000	1	1	2	2.0	2	0	1	1	0	0	4.0	
MEMPHIS	03/08/15	7	2-2	1.000	0-0	.000	0-0	.000	1	2	3	2.0	0	0	0	1	0	4	4.0	
vs UConn	3/13/15	7	0-0	.000	0-0	.000	0-0	.000	0	1	1	2.0	2	0	0	1	0	0	3.8	
vs Purdue	3/19/15	26	5-9	.556	0-0	.000	3-5	.600	1	1	2	2.0	3	0	0	2	0	13	4.1	
vs Kentucky	3/21/15	17	3-6	.500	0-0	.000	1-4	.250	3	3	6	2.1	1	1	1	2	0	7	4.2	
Totals		0	360	54-99	.545	0-0	.000	35-57	.614	25	47	72	2.1	52	3	24	33	2	143	4.2



#24 SHAQ THOMAS

FORWARD • 6-7 • 210 • R-SENIOR • 3L • PATERSON, N.J. (NIA PREP SCHOOL)

AWARDS

» American Athletic Conference Weekly Honor Roll (12/8/14)

MOMENTS

» Helped spark Cincinnati's five-game win streak to end the regular season with a career-high 18 points at Houston (2/21/15)
 » Scored eight points, including a key three-pointer with 1:40 left, to finish off No. 23 SMU 62-54 in Dallas (2/5/15)
 » Shot a career-best 45.7 percent (86 of 188) from the field during the 2014-15 season

2014-15 Season (R-Junior): Started 22 of 34 games, averaging 6.4 points and 3.1 rebounds in 22.5 minutes ... shot a career-best 45.7 percent (86 of 188) from the field ... scored in double figures in 10 games ... averaged a team-best 9.5 points to go with 5.2 rebounds during December ... shot 58.0 percent (29 of 50) from the field and 73.7 percent (14 of 19) from the foul line while averaging 8.4 points during February ... scored in double figures in five of the last eight games of the season ... posted a career-high 18 points on 5-of-8 shooting from the field and 7-of-8 shooting from the free-throw line at Houston (2/21) ... had 13 points on 6-of-8 shooting from the field against UCF (2/25) ... posted 10 points and seven rebounds against UConn (3/13) in the quarterfinals of the American Championship ... had eight points, including a three-pointer with 1:40 left to help seal the 62-54 win at No. 23 SMU (2/5) ... scored 15 points at NC State (12/30) ... named to The American Weekly Honor Roll after posting 14 points on 6-of-11 shooting from the field to go with six rebounds and two steals against Stony Brook (12/2).

2013-14 Season (R-Sophomore): Started all 34 games, averaging 6.8 points and 2.8 rebounds in 22.9 minutes ... ranked second on the team in field-goal shooting (45.4 percent), making 89 of 196 attempts ... shot a team-best 57.9 percent (11 of 19) in UC's three postseason games ... scored in double figures in 11 games ... poured in a season-high 15 points on 7-of-9 shooting to go with four rebounds and two assists at Temple (1/26) ... tallied 14 points, making 6 of 7 free throws against Chicago State (12/23) ... scored 13 points with a pair of three-pointers against Xavier (12/14) ... had 10 points with four rebounds and three steals at Memphis (1/4) ... handed out a career-best five assists against UMass Lowell (11/26) and UCF (1/23) ... contributed 10 points and season-best seven rebounds against Appalachian State (11/16).

2012-13 Season (R-Freshman): Played in 33 games as a reserve, averaging 3.0 points and 2.2 rebounds in 10.8 minutes ... played in all 18 BIG EAST games ... scored a season-high 12 points on 6-of-9 shooting to go with four rebounds in 23 minutes against Creighton (3/22) in the NCAA tournament second round ... posted 11 points to go with seven rebounds and three assists in 22 minutes against Maryland Eastern Shore (12/8) ... pulled down a season-high eight rebounds against Providence (3/13) in the second round of the BIG EAST Championship.

2011-12 Season: Redshirted.

Prior to Cincinnati: Played two seasons at NIA Prep in Newark, New Jersey, averaging 28 points and eight assists in 2010-2011 ... tabbed a four-star prospect by Rivals.com and Scout.com ... listed as the 81st-best player overall nationally by Rivals.com ... tabbed the 20th-best small forward in the country by Scout.com.

SEASON & CAREER STATISTICS

2014-15 SEASON

	Pts	CAREER
18 at Houston, 2/21/15	18 at Houston, 2/21/15	
11 vs. Stony Brook, 12/2/14	11 vs. Stony Brook, 12/2/14	
6, 2x (last vs. UCF, 2/25/15)	7 at Temple, 1/26/14	
2, 3x (last at Tulane, 2/28/15)	3 vs. Xavier, 12/14/13	
1, 6x (last at Tulane, 2/28/15)	1, 6x (last at Tulane, 2/28/15)	
8, at Houston, 2/21/15	8, 2x (last at Houston, 2/21/15)	
7, at Houston, 2/21/15	7, at Houston, 2/21/15	
9 vs. VCU, 12/20/14	9 vs. VCU, 12/20/14	
3 vs. Morehead State, 11/19/14	5, 2x (last vs. UCF, 1/23/14)	
2, 3x (last at UConn, 1/10/15)	3 vs. USC Upstate, 12/2/13	
2, 3x (last vs. UConn, 3/13/15)	2, 4x (last vs. UConn, 3/8/15)	
38 at Houston, 2/21/15	38 at Houston, 2/21/15	

MISCELLANEOUS STATISTICS

CATEGORY	2012-13	2013-14	2014-15	CAREER
Double-Figure Scoring Games	2	11	10	23
Double-Figure Rebounding Games	0	0	0	0
Double-Double Games	0	0	0	0
20-Point Scoring Games	0	0	0	0
Games Led UC in Scoring	0	0	3	3
Games Led UC in Rebounding	0	1	1	2
Games Led UC in Assists	1	2	0	3
Games With 3+ Assists	2	3	1	6
Games With 3+ Blocks	0	0	0	0
Games With 3+ Steals	0	2	0	2
Games With 3+ Three-Pointers	0	0	0	0

Personal: Born March 25, 1992 in Paterson, New Jersey ... son of Amanda Thomas and Joseph Carson ... has a brother, Isaiah, and sister, Essence Carson, a forward/guard for the WNBA's New York Liberty ... nephew of long-time NBA veteran Tim Thomas ... right-handed.

CAREER STATISTICS

			Total		3-Point		F-Throws		Rebounds											Scoring	
Season	gp-gs	min/avg	fg-fga	pct	fg-fga	pct	ft-fa	pct	off	def	tot	avg	pf	fo	ast	to	blk	stl	pts	avg	
2012-13	33-0	356/10.8	42-101	.416	3-8	.375	13-27	.481	30	41	71	2.2	22	0	16	19	6	17	100	3.0	
2013-14	34-34	779/22.9	89-196	.454	5-19	.263	49-74	.662	37	57	94	2.8	55	1	32	36	12	29	232	6.8	
2014-15	34-22	766/22.5	86-188	.457	6-18	.333	41-70	.586	39	66	105	3.1	53	0	19	49	17	20	219	6.4	
TOTAL	101-56	1901/18.8	217-485	.447	14-45	.311	103-171	.602	106	164	270	2.7	130	1	67	104	35	66	551	5.5	



#24 SHAQ THOMAS

FORWARD • 6-7 • 210 • R-SENIOR • 3L • PATERSON, N.J. (NIA PREP SCHOOL)

GAME-BY-GAME STATISTICS

2015-16 (SENIOR SEASON)

2014-15 (R-JUNIOR SEASON)																				
Opponent	Date	gs	min	Total		3-Pointers		Free throws		Rebounds			pf	a	tlo	blk	stl	pts	avg	
				fg	fga	pct	3fg	3fga	pct	ft	fta	pct								off
SAINT FRANCIS	11/14/14	*	14	0-3	.000	0-1	.000	0-0	.000	0	3	3	3.0	1	0	4	0	0	0.0	
MOREHEAD STATE	11/19/14	*	24	1-6	.167	0-2	.000	1-2	.500	2	2	4	3.5	4	3	3	1	2	3 1.5	
EASTERN ILLINOIS	11/23/14	*	26	4-8	.500	0-1	.000	1-2	.500	2	3	5	4.0	1	1	5	1	9	4.0	
N.C. CENTRAL	11/25/14	*	19	0-1	.000	0-0	.000	1-2	.500	0	1	1	3.3	1	1	2	0	1	3.3	
vs Middle Tennessee	11/28/14	*	8	3-3	1.000	0-0	.000	0-0	.000	1	2	3	3.2	0	0	1	1	0	6 3.8	
vs Ole Miss	11/29/14	*	18	2-7	.286	0-1	.000	0-0	.000	3	1	4	3.3	1	0	0	0	4	3.8	
STONY BROOK	12/02/14	*	30	6-11	.545	0-1	.000	2-2	1.000	3	3	6	3.7	1	1	0	0	2	14 5.3	
at Nebraska	12/13/14	*	27	2-8	.250	0-0	.000	1-3	.333	1	7	8	4.3	0	0	1	0	1	5 5.3	
SAN DIEGO STATE	12/17/14	*	25	2-6	.333	0-0	.000	3-4	.750	1	1	2	4.0	3	0	3	0	7	5.4	
VCU	12/20/14	*	27	3-9	.333	0-0	.000	0-3	.000	5	4	9	4.5	1	0	2	1	0	6 5.5	
WAGNER	12/23/14	*	23	3-6	.500	0-0	.000	4-7	.571	3	1	4	4.5	3	0	2	1	0	10 5.9	
at NC State	12-30-14	*	28	5-10	.500	0-1	.000	5-6	.833	1	1	2	4.3	2	0	0	0	1	15 6.7	
SMU	01/03/15	*	33	1-5	.200	0-0	.000	2-4	.500	2	3	5	4.3	0	1	3	1	0	4 6.5	
EAST CAROLINA	01/06/15		9	3-4	.750	0-0	.000	0-0	.000	0	3	3	4.2	2	0	0	0	1	6 6.4	
at UConn	1/10/15	*	27	3-5	.600	1-1	1.000	1-2	.500	1	3	4	4.2	3	1	3	2	2	8 6.5	
at Memphis	1/15/15	*	14	0-2	.000	0-0	.000	0-0	.000	0	2	2	4.1	2	0	0	0	1	0 6.1	
TEMPLE	01/17/15		13	2-4	.500	0-0	.000	0-0	.000	0	1	1	3.9	1	0	0	0	0	4 6.0	
HOUSTON	01/21/15		19	4-5	.800	1-1	1.000	1-2	.500	0	0	0	3.7	1	1	1	0	0	10 6.2	
at UCF	01/25/15		12	1-2	.500	0-0	.000	1-2	.500	0	0	0	3.5	0	0	0	0	1	3 6.1	
UCONN	01/29/15		14	1-2	.500	0-0	.000	1-3	.333	0	0	0	3.3	0	0	0	0	1	3 5.9	
at East Carolina	02/01/15		15	1-3	.333	0-0	.000	2-3	.667	0	2	2	3.2	1	0	0	0	1	4 5.8	
at SMU	02/05/15		25	3-5	.600	1-1	1.000	1-2	.500	0	2	2	3.2	1	0	3	1	1	8 5.9	
USF	02/07/15		21	1-5	.200	0-0	.000	1-1	1.000	2	0	2	3.1	1	2	1	0	1	3 5.8	
at Temple	02/10/15		26	5-6	.833	1-1	1.000	0-0	.000	0	3	3	3.1	4	1	1	0	0	11 6.0	
TULANE	02/14/15		11	0-2	.000	0-1	.000	0-0	.000	0	2	2	3.1	3	0	1	0	0	0 5.8	
XAVIER	02/18/15		25	4-7	.571	0-1	.000	0-0	.000	1	1	2	3.0	1	1	1	0	1	8 5.8	
at Houston	2/21/15	*	38	5-8	.625	1-2	.500	7-8	.875	0	0	0	2.9	1	2	0	1	1	18 6.3	
UCF	02/25/15	*	32	6-8	.750	0-0	.000	1-2	.500	1	2	3	2.9	1	1	1	0	0	13 6.5	
at Tulane	02/28/15	*	28	4-6	.667	1-2	.500	1-2	.500	0	0	0	2.8	2	1	1	1	0	11 6.7	
at Tulsa	03/04/15	*	31	0-6	.000	0-0	.000	0-2	.000	1	2	3	2.8	2	1	4	2	1	0 6.5	
MEMPHIS	03/08/15		12	1-2	.500	0-0	.000	0-0	.000	0	2	2	2.8	1	0	3	0	1	2 6.3	
vs UConn	3/13/15	*	35	4-7	.571	0-1	.000	2-2	1.000	5	2	7	2.9	1	1	1	2	0	10 6.4	
vs Purdue	3/19/15	*	29	1-6	.167	0-0	.000	1-3	.333	2	4	6	3.0	3	0	1	1	1	3 6.3	
vs Kentucky	3/21/15	*	28	5-10	.500	0-0	.000	0-0	.000	2	3	5	3.1	4	0	1	0	0	10 6.4	
Totals			22	766	86-188	457	6-18	.333	41-70	.586	39	66	105	3.1	53	19	49	17	20	219 6.4

2013-14 (R-SOPHOMORE SEASON)

Opponent	Date	gs	min	Total		3-Pointers		Free throws		Rebounds		pf	a	tlo	blk	stl	pts	avg			
				fg	fga	3fg	3fga	ft	fta	off	def										
NORTH CAROLINA CENT	11/08/13	*	11	1-2	.500	0-0	.000	0-0	.000	2	3	5	5.0	2	0	3	0	2	2.0		
NC STATE	11/12/13	*	25	2-4	.500	0-0	.000	2-3	.667	2	0	2	3.5	2	0	1	1	6	4.0		
APPALACHIAN ST.	11/16/13	*	27	3-9	.333	0-0	.000	4-4	1.000	4	3	7	4.7	0	2	1	1	1	10	6.0	
CAMPBELL	11/20/13	*	27	4-7	.571	0-0	.000	0-1	.000	1	1	2	4.0	0	2	3	0	1	8	6.5	
UMASS LOWELL	11/26/13	*	24	3-7	.429	0-2	.000	1-2	.500	1	3	4	4.0	1	5	0	0	2	7	6.6	
KENNESAW ST.	11/29/13	*	21	5-7	.714	1-1	1.000	0-0	.000	0	2	2	3.7	1	2	0	0	2	11	7.3	
USC UPSTATE	12/03/13	*	20	1-4	.250	0-0	.000	2-2	1.000	1	1	2	3.4	2	0	0	0	3	4	6.9	
at New Mexico	12/07/13	*	16	0-2	.000	0-0	.000	0-0	.000	0	2	2	3.3	2	1	1	1	1	0	6.0	
vs Xavier	12/14/13	*	35	5-8	.625	2-3	.667	1-4	.250	1	0	1	3.0	1	1	1	1	1	13	6.8	
vs Pittsburgh	12/17/13	*	20	0-4	.000	0-0	.000	0-0	.000	1	1	2	2.9	2	0	1	0	0	0	6.1	
MIDDLE TENNESSEE	12/21/13	*	16	2-5	.400	0-1	.000	3-3	1.000	1	2	3	2.9	2	0	0	3	0	1	7	6.2
CHICAGO STATE	12/23/13	*	20	4-8	.500	0-2	.000	6-7	.857	0	1	1	2.8	1	2	0	0	1	14	6.8	
NEBRASKA	12/28/13	*	17	1-4	.250	0-0	.000	1-2	.500	0	2	2	2.7	1	0	0	0	0	3	6.5	
SMU	1/1/14	*	27	2-4	.500	0-0	.000	6-8	.750	0	1	1	2.6	1	0	1	0	0	10	6.8	
at Memphis	1/4/14	*	30	4-9	.444	1-1	1.000	1-3	.333	3	1	4	2.7	2	0	0	1	3	10	7.0	
at Houston	1/7/14	*	22	0-5	.000	0-1	.000	0-0	.000	1	3	4	2.8	3	1	2	0	0	0	6.6	
RUTGERS	1/11/14	*	28	2-7	.286	1-2	.500	6-6	1.000	0	3	3	2.8	0	0	0	0	2	11	6.8	
TEMPLE	1/14/14	*	24	2-3	.667	0-0	.000	0-0	.000	2	2	4	2.8	2	3	1	0	0	4	6.7	
at USF	1/18/14	*	23	3-4	.750	0-0	.000	4-4	1.000	1	2	3	2.8	3	0	2	0	1	10	6.8	
UCF	1/23/14	*	17	2-6	.333	0-0	.000	2-4	.500	3	2	5	3.0	3	5	2	0	1	6	6.8	
at Temple	01/26/14	*	32	7-9	.778	0-1	.000	1-3	.333	1	4	5	3.4	5	2	1	1	0	15	7.2	
at Louisville	1/30/14	*	29	4-5	.800	0-1	.000	3-4	.750	2	4	6	3.1	3	1	2	0	0	11	7.4	
USF	2/2/14	*	23	1-6	.167	0-0	.000	0-0	.000	1	1	2	3.1	0	0	0	0	1	2	7.1	
UCONN	2/6/14	*	19	2-3	.667	0-0	.000	0-0	.000	0	1	1	3.0	1	0	0	0	0	4	7.0	
at SMU	02/08/14	*	24	2-5	.400	0-2	.000	1-2	.500	0	1	1	2.9	1	0	2	0	2	5	6.9	
HOUSTON	2/15/14	*	28	5-10	.500	0-1	.000	1-2	.500	1	1	2	2.9	2	1	1	0	1	11	7.1	
at UCF	2/19/14	*	24	4-8	.500	0-0	.000	0-0	.000	1	1	2	2.9	3	1	2	1	0	8	7.1	
LOUISVILLE	2/22/14	*	21	0-4	.000	0-0	.000	0-0	.000	0	0	0	2.8	1	1	1	0	1	0	6.9	
at UConn	3/1/14	*	25	3-7	.429	0-1	.000	2-6	.333	1	4	5	2.8	0	0	1	0	1	8	6.9	
MEMPHIS	03/06/14	*	22	2-6	.333	0-0	.000	0-0	.000	1	1	2	2.8	2	0	0	1	0	4	6.8	
at Rutgers	03/08/14	*	19	2-5	.400	0-0	.000	0-0	.000	0	2	2	2.8	2	0	1	1	1	4	6.7	
vs UCF	3/13/14	*	18	3-6	.500	0-0	.000	2-4	.500	1	1	2	2.8	1	0	1	0	0	8	6.8	
vs UConn	3/14/14	*	24	4-7	.571	0-0	.000	0-0	.000	4	1	5	2.8	1	2	1	1	0	8	6.8	
vs Harvard	03/20/14	*	21	4-6	.667	0-0	.000	0-0	.000	0	1	1	2.8	2	0	1	2	1	8	6.8	
Totals			34	779	89-196	454	5-19	.263	49-74	.662	37	57	94	2.8	55	32	36	12	29	232	6.8

2014-15 (R-JUNIOR SEASON)

Opponent	Date	gs	min	Total		3-Pointers		Free throws		Rebounds		pf	a	tlo	blk	stl	pts	avg		
				fg	fga	3fg	3fga	ft	fta	off	def								tot	avg
SAINT FRANCIS	11/14/14	* 14	0-3	.000	0-1	.000	0-0	.000	0	3	3	3	1	0	4	0	0	0.0		
MOREHEAD STATE	11/19/14	* 24	1-6	.167	0-2	.000	1-2	.500	2	2	4	3.5	4	3	3	1	2	3.5		
EASTERN ILLINOIS	11/23/14	* 26	4-8	.500	0-1	.000	1-2	.500	2	3	5	4.0	1	1	5	1	1	9.4		
N.C. CENTRAL	11/25/14	* 19	0-1	.000	0-0	.000	1-2	.500	0	1	1	3.3	1	1	2	0	0	1.3		
vs Middle Tennessee	11/28/14	* 8	3-3	1.000	0-0	.000	0-0	.000	1	2	3	3.2	0	0	1	1	1	6.3		
vs Ole Miss	11/29/14	* 18	2-7	.286	0-1	.000	0-0	.000	3	1	4	3.3	1	0	0	0	0	4.3		
STONY BROOK	12/02/14	* 30	6-11	.545	0-1	.000	2-2	1.000	3	3	6	3.7	1	1	0	2	14	5.3		
at Nebraska	12/31/14	* 27	2-8	.250	0-0	.000	1-3	.333	1	7	8	4.3	0	0	1	1	5	5.3		
SAN DIEGO STATE	12/17/14	* 25	2-6	.333	0-0	.000	3-4	.750	1	1	2	4.0	3	0	3	0	0	7.5		
VCU	12/20/14	* 27	3-9	.333	0-0	.000	0-3	.000	5	4	9	4.5	1	0	2	1	0	6.5		
WAGNER	12/23/14	* 23	3-6	.500	0-0	.000	4-7	.571	3	1	4	4.5	3	0	2	1	10	5.9		
at NC State	12-30-14	* 28	5-10	.500	0-1	.000	5-6	.833	1	1	2	4.3	2	0	0	0	1	15.6		
SMU	01/03/15	* 33	1-5	.200	0-0	.000	2-4	.500	2	3	5	4.3	0	1	3	1	0	4.5		
EAST CAROLINA	01/06/15	9	3-4	.750	0-0	.000	0-0	.000	0	3	3	4.2	2	0	0	0	1	6.4		
at UConn	11/01/15	* 27	3-5	.600	1-1	1.000	1-2	.500	1	3	4	4.2	3	1	3	2	2	8.5		
at Memphis	11/15/15	* 14	0-2	.000	0-0	.000	0-0	.000	0	2	2	4.1	2	0	0	0	1	0.6		
TEMPLE	01/17/15	13	2-4	.500	0-0	.000	0-0	.000	0	1	1	3.9	1	0	0	0	0	4.0		
HOUSTON	01/21/15	19	4-5	.800	1-1	1.000	1-2	.500	0	0	0	3.7	1	1	1	0	10	6.2		
at UCF	01/25/15	12	1-2	.500	0-0	.000	1-2	.500	0	0	0	3.5	0	0	0	1	0	3.6		
UConn	01/29/15	14	1-2	.500	0-0	.000	1-3	.333	0	0	0	3.3	0	0	0	0	1	3.9		
at East Carolina	02/01/15	15	1-3	.333	0-0	.000	2-3	.667	0	2	2	3.2	1	0	0	0	1	4.5		
at SMU	02/05/15	25	3-5	.600	1-1	1.000	1-2	.500	0	2	2	3.2	1	0	3	1	1	8.9		
USF	02/07/15	21	1-5	.200	0-0	.000	1-1	1.000	2	0	2	3.1	1	2	1	0	1	3.8		
at Temple	02/10/15	26	5-6	.833	1-1	1.000	0-0	.000	3	3	3	3.1	4	1	1	0	0	11.0		
TULANE	02/14/15	11	0-2	.000	0-1	.000	0-0	.000	0	2	2	3.1	3	0	1	0	0	5.8		
XAVIER	02/18/15	25	4-7	.571	0-1	.000	0-0	.000	1	1	2	3.0	1	1	1	0	1	8.5		
at Houston	2/21/15	* 38	5-8	.625	1-2	.500	7-8	.875	0	0	0	2.9	1	2	0	1	1	18.6		
UCF	02/25/15	* 32	6-8	.750	0-0	.000	1-2	.500	1	2	3	2.9	1	1	1	0	0	13.6		
at Tulane	02/28/15	* 28	4-6	.667	1-2	.500	2-3	.667	0	0	0	2.8	2	1	1	1	0	11.6		
at Tulsa	03/04/15	* 31	0-6	.000	0-0	.000	0-2	.000	1	2	3	2.8	2	1	4	2	1	0.5		
MEMPHIS	03/08/15	12	1-2	.500	0-0	.000	0-0	.000	2	2	2	2.8	1	0	3	0	1	2.6		
vs UConn	3/13/15	* 35	4-7	.571	0-1	.000	2-2	1.000	5	2	7	2.9	1	1	1	2	0	6.4		
vs Purdue	3/19/15	* 29	1-6	.167	0-0	.000	1-3	.333	2	4	6	3.0	3	0	1	1	1	3.6		
vs Kentucky	3/21/15	* 28	5-10	.500	0-0	.000	0-0	.000	2	3	5	3.1	4	0	1	0	0	6.4		
Totals		22	766	86-188	.457	6-18	.333	41-70	586	39	66	105	3.1	53	19	49	17	20	219	6.4



#25 KEVIN JOHNSON

GUARD • 6-3 • 180 • JUNIOR • 2L • CINCINNATI, OHIO (SUMMIT COUNTRY DAY)

MOMENTS

- » Got hot from the perimeter, making four three-pointers against both Temple (1/17/15) and at Tulane (2/28/15)
- » Sank a pair of free throws with 11 seconds remaining to help secure a 61-60 road win at Houston (1/17/14)
- » Nailed a three-pointer with 36 seconds left to help send Cincinnati to a 61-58 win over UCF in 2014 American Championship quarterfinals.

2014-15 Season (Sophomore): Started 24 of 34 games played, averaging 6.5 points, 1.4 rebounds, and 1.3 assists in 21.8 minutes ... ranked third on the team in scoring in January, averaging 8.3 points with a team-best 14 three-pointers ... scored in double figures in eight games and handed out three or more assists six times ... posted a season-high 15 points with a season-best four three-pointers at Tulane (2/28) ... had 14 points with a season-best four three-pointers against Temple (1/17) ... registered 13 points with a trio of three-pointers and four rebounds at UCF (1/25) ... recorded 12 points and a season-high five rebounds with two assists and two steals at Houston (2/21).

2013-14 Season (Freshman): Played in 33 games as a reserve, averaging 3.7 points and 1.0 rebounds in 10.2 minutes ... led the team in free-throw shooting (86.7 percent) making 26 of 30 attempts, including several in clutch situations ... made his last 19 free throws of the season ... made a pair of free-throws with 11 seconds left in UC's 61-60 win at Houston (1/7) ... hit a three-pointer with 36 seconds left to secure UC's win over UCF (3/13) in the quarterfinals of the AAC Championship ... scored a season-high 11 points on 4-of-6 shooting to go with four rebounds against Nebraska (12/28) ... posted 10 points with 5-of-6 free throws against Chicago State (12/23) ... tallied eight points with a pair of three-pointers and three assists at Rutgers (3/8).

Prior to Cincinnati: Averaged 21 points and five rebounds as a senior at Summit Country Day, helping the Silver Knights to a 25-1 record and second-place regional finish ... guided his team to a 26-1 record and the school's first Division III state crown as a junior while averaging 14.1 points, 6.6 rebounds and 2.8 assists ... earned most valuable player award in 2012 state championship game ... tabbed co-player of the year as a junior and senior ... earned co-Mr. Basketball accolades as a senior ... selected a Top 150 prospect and Top 30 shooting guard by Rivals.com ... coached by Michael Bradley.

Personal: Born June 11, 1995 in Cincinnati, Ohio ... son of Katrice Rosser-Johnson and Kevin Johnson Sr. ... right-handed.

SEASON & CAREER STATISTICS

2014-15 SEASON

15 at Tulane, 2/28/15	Pts	15 at Tulane, 2/28/15
11 vs. USF, 2/7/15	FG Atts	11 vs. USF, 2/7/15
5, 3x (last at Tulane, 2/28/15)	FG Made	5, 3x (last at Tulane, 2/28/15)
7, 2x (last at East Carolina, 2/1/15)	3PT-FG Atts	7, 2x (last at East Carolina, 2/1/15)
4, 2x (last at Tulane, 2/28/15)	3PT-FG Made	4, 2x (last at Tulane, 2/28/15)
6, vs. Memphis, 3/8/15	FT Atts	6, 2x (last vs. Memphis, 3/8/15)
4, 4x (last vs. Memphis, 3/8/15)	FT Made	5, vs. Chicago State, 12/23/13
5 at Houston, 2/21/15	Rebs	5 at Houston, 2/21/15
3, 6x (last vs. Tulane, 2/14/15)	Assts	3, 8x (last vs. Tulane, 2/14/15)
4 vs. Wagner, 12/23/14	Stls	4 vs. Wagner, 12/23/14
2 vs. Stony Brook, 12/2/14	Blks	2 vs. Stony Brook, 12/2/14
36 at Temple, 2/10/15	Mins	36 at Temple, 2/10/15

MISCELLANEOUS STATISTICS

CATEGORY	2013-14	2014-15	CAREER
Double-Figure Scoring Games	2	8	10
Double-Figure Rebounding Games	0	0	0
Double-Double Games	0	0	0
20-Point Scoring Games	0	0	0
Games Led UC in Scoring	0	4	4
Games Led UC in Rebounding	0	0	0
Games Led UC in Assists	0	4	4
Games With 3+ Assists	3	6	9
Games With 3+ Blocks	0	0	0
Games With 3+ Steals	0	1	1
Games With 3+ Three-Pointers	0	5	5

CAREER STATISTICS

			Total		3-Point		F-Throws		Rebounds											Scoring	
Season	gp-gs	min/avg	fg-fga	pct	fg-fga	pct	ft-fta	pct	off	def	tot	avg	pf	fo	ast	to	blk	stl	pts	avg	
2013-14	33-0	338/10.2	41-103	.398	15-48	.313	26-30	.867	14	19	33	1.0	42	0	21	17	3	13	123	3.7	
2014-15	34-24	742/21.8	74-195	.379	43-123	.350	29-44	.659	6	40	46	1.4	68	0	45	54	4	28	220	6.5	
TOTAL	67-24	1080/16.1	115-298	.386	58-171	.339	55-74	.743	20	59	79	1.2	110	0	66	71	7	41	343	5.1	



#25 KEVIN JOHNSON

GUARD • 6-3 • 180 • JUNIOR • 2L • CINCINNATI, OHIO (SUMMIT COUNTRY DAY)

GAME-BY-GAME STATISTICS

2015-16 (JUNIOR SEASON)

2014-15 (SOPHOMORE SEASON)

Opponent	Date	gs	min	Total		3-Pointers		Free throws		Rebounds				pf	a	t/o	blk	stl	pts	avg
				fg	pct	fg	pct	ft	pct	off	def	tot	avg							
SAINT FRANCIS	11/14/14	17	3-5	600	0-2	.000	1-2	.500	0	0	0	0.0	1	2	2	0	1	7	7.0	
MOREHEAD STATE	11/19/14	4	0-0	.000	0-0	.000	0-0	.000	0	0	0	0.0	3	0	1	0	0	0	3.5	
EASTERN ILLINOIS	11/23/14	* 18	0-6	.000	0-5	.000	2-3	.667	0	3	3	1.0	2	1	3	0	0	2	3.0	
N.C. CENTRAL	11/25/14	* 23	3-5	600	3-4	.750	0-0	.000	0	0	0	0.8	1	1	1	0	0	9	4.5	
vs Middle Tennessee	11/28/14	* 23	2-6	.333	2-5	.400	0-0	.000	0	3	3	1.2	0	0	3	0	0	6	4.8	
vs Ole Miss	11/29/14	* 32	1-6	.167	0-5	.000	0-0	.000	0	1	1	1.2	2	1	0	0	0	2	4.3	
STONY BROOK	12/02/14	* 25	4-6	.667	2-2	1.000	2-5	.400	0	3	3	1.4	3	1	1	2	1	12	5.4	
at Nebraska	12/13/14	* 25	1-7	.143	1-5	.200	0-0	.000	0	1	1	1.4	3	0	1	0	0	3	5.1	
SAN DIEGO STATE	12/17/14	* 21	2-3	.667	1-2	.500	4-4	1.000	0	1	1	1.3	3	1	3	0	1	9	5.6	
VCU	12/20/14	* 17	1-3	.333	0-2	.000	0-0	.000	0	0	0	1.2	1	0	3	0	0	2	5.2	
WAGNER	12/23/14	* 21	5-8	.625	1-3	.333	0-0	.000	0	2	2	1.3	2	3	1	0	4	11	5.7	
at NC State	12-30-14	* 24	1-5	.200	0-3	.000	0-0	.000	0	0	0	1.2	3	1	1	0	2	2	5.4	
SMU	01/03/15	* 16	1-3	.333	1-3	.333	2-2	1.000	0	1	1	1.2	4	0	4	1	1	5	5.4	
EAST CAROLINA	01/06/15	* 21	5-9	.556	2-4	.500	0-1	.000	0	1	1	1.1	0	0	1	0	1	12	5.9	
at UConn	1/10/15	* 25	1-8	.125	0-4	.000	4-4	1.000	0	2	2	1.2	4	2	1	0	0	6	5.9	
at Memphis	1/15/15	* 25	2-5	.400	1-4	.250	0-0	.000	0	0	0	1.1	1	3	1	0	2	5	5.8	
TEMPLE	01/17/15	* 31	5-7	.714	4-5	.800	0-0	.000	1	1	2	1.2	2	1	0	0	2	14	6.3	
HOUSTON	01/21/15	* 20	1-5	.200	1-3	.333	0-0	.000	0	1	1	1.2	3	2	0	0	1	3	6.1	
at UCF	01/25/15	* 23	3-9	.333	3-7	.429	4-4	1.000	1	3	4	1.3	3	1	0	0	2	13	6.5	
UCONN	01/29/15	* 24	2-4	.500	2-4	.500	2-4	.500	0	0	0	1.3	4	2	1	0	2	8	6.6	
at East Carolina	02/01/15	* 28	1-8	.125	0-7	.000	0-0	.000	0	1	1	1.2	4	3	2	1	0	2	6.3	
at SMU	02/05/15	* 22	0-4	.000	0-2	.000	0-0	.000	0	0	0	1.2	2	2	3	0	1	0	6.0	
USF	02/07/15	* 22	4-11	.364	3-6	.500	0-0	.000	0	1	1	1.2	3	3	1	0	0	11	6.3	
at Temple	02/10/15	* 36	2-9	.222	2-5	.400	0-2	.000	1	2	3	1.3	1	3	1	0	1	6	6.3	
TULANE	02/14/15	* 27	1-4	.250	0-2	.000	0-0	.000	0	2	2	1.3	1	3	2	0	1	2	6.1	
XAVIER	02/18/15	* 14	1-4	.250	0-2	.000	0-0	.000	0	1	1	1.3	1	0	2	0	1	2	5.9	
at Houston	2/21/15	31	4-8	.500	2-4	.500	2-3	.667	0	5	5	1.4	2	2	4	0	2	12	6.1	
UCF	02/25/15	15	3-3	1.000	2-2	1.000	0-0	.000	0	1	1	1.4	0	0	4	0	0	8	6.2	
at Tulane	02/28/15	21	5-8	.625	4-6	.667	1-2	.500	1	1	2	1.4	4	2	0	0	1	15	6.5	
at Tulsa	03/04/15	15	3-7	.429	1-4	.250	1-2	.500	2	0	2	1.4	1	1	1	0	0	8	6.6	
MEMPHIS	03/08/15	20	2-7	.286	1-4	.250	4-6	.667	0	1	1	1.4	1	1	2	0	1	9	6.6	
vs UConn	3/13/15	15	1-4	.250	1-1	1.000	0-0	.000	0	0	0	1.4	1	1	2	0	0	3	6.5	
vs Purdue	3/19/15	22	3-5	.600	2-4	.500	0-0	.000	0	1	1	1.4	1	2	0	0	0	8	6.6	
vs Kentucky	3/21/15	19	1-3	.333	1-2	.500	0-0	.000	0	1	1	1.4	1	0	2	0	0	3	6.5	
Totals		24	742	74-195	.379	43-123	.350	29-44	.659	6	40	46	1.4	68	45	54	4	28	220	6.5

2013-14 (FRESHMAN SEASON)

Opponent	Date	gs	min	Total		3-Pointers		Free throws		Rebounds				pf	a	t/o	blk	stl	pts	avg
				fg	pct	fg	pct	ft	pct	off	def	tot	avg							
NORTH CAROLINA CENT	11/08/13	9	0-5	.000	0-2	.000	0-0	.000	2	0	2	2.0	1	0	0	0	0	0	0.0	
NC STATE	11/12/13	5	0-3	.000	0-1	.000	0-0	.000	0	0	0	1.0	2	0	1	0	0	0	0.0	
APPALACHIAN ST.	11/16/13	17	1-5	.200	0-1	.000	0-0	.000	1	1	2	1.3	1	0	0	0	0	2	0.7	
CAMPBELL	11/20/13	19	2-6	.333	0-3	.000	0-0	.000	0	0	0	1.0	3	0	1	1	1	4	1.5	
UMASS LOWELL	11/26/13	15	3-7	.429	0-3	.000	1-2	.500	0	1	1	1.0	2	1	0	0	0	7	2.6	
KENNESAW ST.	11/29/13	11	2-4	.500	0-1	.000	0-0	.000	2	1	3	1.3	4	2	0	0	0	4	2.8	
USC UPSTATE	12/03/13	16	4-7	.571	1-4	.250	0-0	.000	0	1	1	1.3	3	1	0	0	1	9	3.7	
at New Mexico	12/07/13	15	2-4	.500	1-1	1.000	0-1	.000	1	2	3	1.5	4	0	0	0	0	5	3.9	
vs Xavier	12/14/13	22	2-4	.500	1-3	.333	0-1	.000	0	0	0	1.3	0	1	0	0	0	5	4.0	
vs Pittsburgh	12/17/13	3	0-0	.000	0-0	.000	0-0	.000	0	1	1	1.3	1	0	0	0	1	0	3.6	
MIDDLE TENNESSEE	12/21/13	12	1-1	1.000	0-0	.000	3-3	1.000	0	0	0	1.2	3	1	0	0	1	5	3.7	
CHICAGO STATE	12/23/13	19	2-10	.200	1-6	.167	5-6	.833	1	1	2	1.3	2	2	2	0	0	10	4.3	
NEBRASKA	12/28/13	16	4-6	.667	1-2	.500	2-2	1.000	2	2	4	1.5	0	1	1	0	1	11	4.8	
SMU	1/1/14	3	0-2	.000	0-2	.000	0-0	.000	0	0	0	1.4	1	0	0	0	1	0	4.4	
at Memphis	1/4/14	16	2-3	.667	1-1	1.000	2-2	1.000	1	2	3	1.5	3	1	2	0	1	7	4.6	
at Houston	1/7/14	9	0-4	.000	0-1	.000	2-2	1.000	2	0	2	1.5	0	0	0	0	1	2	4.4	
RUTGERS	1/11/14	11	1-4	.250	0-2	.000	2-2	1.000	0	0	0	1.4	1	0	0	0	0	4	4.4	
TEMPLE	1/14/14	9	1-2	.500	1-1	1.000	2-2	1.000	1	0	1	1.4	1	0	2	0	0	5	4.4	
at USF	1/18/14	5	0-0	.000	0-0	.000	0-0	.000	0	0	0	1.3	0	0	0	0	0	0	4.2	
UCF	1/23/14	14	1-3	.333	0-1	.000	0-0	.000	0	1	1	1.3	1	3	3	0	0	2	4.1	
at Temple	01/26/14	9	2-2	1.000	1-1	1.000	2-2	1.000	0	1	1	1.3	1	0	1	0	1	7	4.2	
at Louisville	1/30/14	1	0-0	.000	0-0	.000	0-0	.000	0	0	0	1.2	0	0	0	0	0	0	4.0	
USF	2/2/14	5	0-0	.000	0-0	.000	0-0	.000	0	0	0	1.2	1	1	1	0	0	0	3.9	
at SMU	02/08/14	6	1-2	.500	1-1	1.000	0-0	.000	1	0	1	1.2	1	0	1	0	0	3	3.8	
HOUSTON	2/15/14	5	0-0	.000	0-0	.000	0-0	.000	0	0	0	1.1	1	0	0	0	0	0	3.7	
at UCF	2/19/14	15	2-4	.500	0-1	.000	1-1	1.000	0	2	2	1.2	2	3	0	0	1	5	3.7	
LOUISVILLE	2/22/14	2	0-0	.000	0-0	.000	0-0	.000	0	0	0	1.1	0	0	0	0	0	0	3.6	
at UConn	3/1/14	2	0-0	.000	0-0	.000	0-0	.000	0	0	0	1.1	1	0	0	0	0	0	3.5	
MEMPHIS	03/06/14	3	0-0	.000	0-0	.000	4-4	1.000	0	0	0	1.0	0	0	0	0	1	4	3.5	
at Rutgers	03/08/14	11	3-5	.600	2-4	.500	0-0	.000	0	0	0	1.0	0	3	0	0	1	8	3.6	
vs UCF	3/13/14	11	3-3	1.000	2-2	1.000	0-0	.000	0	1	1	1.0	1	0	2	0	2	8	3.8	
UConn	3/14/14	9	1-3	.333	1-2	.500	0-0	.000	0	0	0	1.0	1	0	0	0	1	3	3.8	
vs Harvard	03/20/14	13	1-4	.250	1-2	.500	0-0	.000	0	2	2	1.0	0	1	0	0	0	3	3.7	
Totals		0	338	41-103	.398	15-48	.313	26-30	.867	14	19	33	1.0	42	21	17	3	13	123	3.7



#45 ZACK TOBLER

FORWARD • 6-5 • 240 • JUNIOR • 2L • FORT MITCHELL, KY. (COVINGTON CATHOLIC HIGH SCHOOL)

MOMENTS

» The fan favorite walk-on scored his first career point, sinking a free throw against Stony Brook (12/2/14)
 » Netted his first career field goal in the closing moments against East Carolina (1/6/15)

2014-15 Season (Sophomore): Played in eight games as a reserve walk-on, averaging 0.4 points and 0.1 rebounds in 1.4 minutes ... made his first career field goal against East Carolina (1/6) ... scored his first career point from the foul line against Stony Brook (12/2).

2013-14 Season (Freshman): Played in eight games as a reserve walk-on, averaging 0.0 points and 0.3 rebounds in 1.6 minutes ... saw action in win over UCF (1/23) ... missed a three-point attempt against Chicago State (12/23) ... pulled down a rebound against Middle Tennessee (12/21) ... grabbed a rebound in his first career game against Appalachian State (11/16).

Prior to Cincinnati: Averaged 14 points and eight rebounds as a senior at Covington Catholic High School, helping the Colonels to a 27-7 record, the district championship and second-place region finish ... scored 36 points in a game his junior season - the fourth most in school history for a single game ... coached in basketball by Scott Ruthsatz ... played goalie on the school's lacrosse team his junior and senior seasons.

Personal: Born Oct. 22, 1994 in Fort Mitchell, Kentucky. ... son of Liz and Matt Tobler ... has one brother, Jordan and one sister, Lauren ... right-handed.

SEASON & CAREER STATISTICS

2014-15 SEASON

2 vs. East Carolina, 1/6/15	Pts	2 vs. East Carolina, 1/6/15
1, 5x (last at Tulane, 2/28/15)	FG Atts	1, 7x (last at Tulane, 2/28/15)
1 vs. East Carolina, 1/6/15	FG Made	1 vs. East Carolina, 1/6/15
1, 2x (last vs. Houston, 1/21/15)	3PT-FG Atts	1, 3x (last vs. Houston, 1/21/15)
0	3PT-FG Made	0
2, 2x (last vs. Temple, 1/17/15)	FT Atts	2, 2x (last vs. Temple, 1/17/15)
1, vs. Stony Brook, 12/2/14	FT Made	1, vs. Stony Brook, 12/2/14
1 vs. UCF, 2/25/15	Rebs	1, 3x (last vs. UCF, 2/25/15)
0	Assts	0
0	Stls	0
0	Blks	0
2, 3x (last vs. UCF, 2/25/15)	Mins	4 vs. USC Upstate, 12/2/13

CAREER

MISCELLANEOUS STATISTICS

CATEGORY	2013-14	2014-15	CAREER
Double-Figure Scoring Games	0	0	0
Double-Figure Rebounding Games	0	0	0
Double-Double Games	0	0	0
20-Point Scoring Games	0	0	0
Games Led UC in Scoring	0	0	0
Games Led UC in Rebounding	0	0	0
Games Led UC in Assists	0	0	0
Games With 3+ Assists	0	0	0
Games With 3+ Blocks	0	0	0
Games With 3+ Steals	0	0	0
Games With 3+ Three-Pointers	0	0	0

GAME-BY-GAME STATISTICS

2015-16 (JUNIOR SEASON)

2014-15 (SOPHOMORE SEASON)

Opponent	Date	gs	min	Total fg-fga	pct	3fg-fga	pct	Free throws ft-fa	pct	Rebounds off	def	tot	avg	pf	a	to	blk	stl	pts	avg
vs Middle Tennessee	11/28/14	1	0-0	.000	0-0	.000	0-0	.000	0-0	.000	0	0	0	0	0	0	0	0	0	0.0
STONY BROOK	12/02/14	1	0-0	.000	0-0	.000	1-2	.500	0	0	0	0	0	0	0	0	0	0	1	0.5
WAGNER	12/23/14	2	0-1	.000	0-0	.000	0-0	.000	0	0	0	0	0	0	0	1	0	0	0	0.3
EAST CAROLINA	01/06/15	1	1-1	1.000	0-0	.000	0-1	.000	0	0	0	0	0	0	0	0	0	0	2	0.8
TEMPLE	01/17/15	2	0-1	.000	0-1	.000	0-2	.000	0	0	0	0	0	0	0	0	0	0	0	0.6
HOUSTON	01/21/15	1	0-1	.000	0-1	.000	0-0	.000	0	0	0	0	0	1	0	0	0	0	0	0.5
UCF	02/25/15	2	0-0	.000	0-0	.000	0-0	.000	0	1	1	0.1	0	0	0	0	0	0	0	0.4
at Tulane	02/28/15	1	0-1	.000	0-0	.000	0-0	.000	0	0	0	0.1	0	0	0	0	0	0	0	0.4
Totals		0	11	1-5	.200	0-2	.000	1-5	.200	0	1	1	0.1	2	0	1	0	0	3	0.4

2013-14 (FRESHMAN SEASON)

Opponent	Date	gs	min	Total fg-fga	pct	3fg-fga	pct	Free throws ft-fa	pct	Rebounds off	def	tot	avg	pf	a	to	blk	stl	pts	avg
APPALACHIAN ST.	11/16/13	2	0-0	.000	0-0	.000	0-0	.000	0	1	1	1.0	0	0	0	0	0	0	0	0.0
UMASS LOWELL	11/26/13	1	0-0	.000	0-0	.000	0-0	.000	0	0	0	0.5	0	0	0	0	0	0	0	0.0
KENNESAW ST.	11/29/13	1	0-1	.000	0-0	.000	0-0	.000	0	0	0	0.3	1	0	0	0	0	0	0	0.0
USC UPSTATE	12/03/13	4	0-1	.000	0-1	.000	0-0	.000	0	0	0	0.3	0	0	0	0	0	0	0	0.0
vs Xavier	12/14/13	1	0-0	.000	0-0	.000	0-0	.000	0	0	0	0.2	0	0	0	0	0	0	0	0.0
MIDDLE TENNESSEE	12/21/13	2	0-1	.000	0-0	.000	0-0	.000	1	0	1	0.3	0	0	0	0	0	0	0	0.0
CHICAGO STATE	12/23/13	1	0-1	.000	0-1	.000	0-0	.000	0	0	0	0.3	0	0	0	0	0	0	0	0.0
UCF	1/23/14	1	0-0	.000	0-0	.000	0-0	.000	0	0	0	0.3	0	0	0	0	0	0	0	0.0
Totals		0	13	0-4	.000	0-2	.000	0-0	.000	1	1	2	0.3	1	0	0	0	0	0	0.0

CAREER STATISTICS

Season	gp-gs	min/avg	Total fg-fga	pct	3-Point fg-fga	pct	F-Throws ft-fa	pct	Rebounds off	def	tot	avg	pf	fo	ast	to	blk	stl	Scoring pts	avg
2013-14	8-0	13/1.6	0-4	.000	0-2	.000	0-0	.000	1	1	2	0.3	1	0	0	0	0	0	0	0.0
2014-15	8-0	11/1.4	1-5	.200	0-2	.000	1-5	.200	0	1	1	0.1	2	0	0	1	0	0	3	0.4
TOTAL	16-0	24/1.5	1-9	.111	0-4	.000	1-5	.200	1	2	3	0.2	3	0	0	1	0	0	3	0.2

2014-15 SEASON STATISTICS

RECORD:	OVERALL	HOME	AWAY	NEUTRAL	SCORE BY PERIODS:	1	2	OT	2OT	TOTAL
All Games	23-11	15-3	6-5	2-3	Cincinnati	949	1,132	29	3	2,113
Conference	13-5	8-1	5-4	0-0	Opponents	843	1,032	19	4	1,898
Non-Conference	10-6	7-2	1-1	2-3						

OVERALL STATISTICS

PLAYER	GP-GS	MIN-AVG	FG	FGA	PCT	3FG	FGA	PCT	FT	FTA	PCT	OFF	DEF	TOT	AVG	PF	FO	A	TO	BLK	STL	PTS	AVG
ELLIS, Octavius	34-34	975-28.7	122	219	.557	0	1	.000	93	135	.689	93	152	245	7.2	90	3	44	76	67	28	337	9.9
CAUPAIN, Troy	34-33	1065-31.3	107	241	.444	31	76	.408	82	104	.788	17	105	122	3.6	49	1	121	72	6	41	327	9.6
COBB, Farad	34-9	821-24.1	99	259	.382	53	159	.333	38	48	.792	18	67	85	2.5	36	0	49	37	4	33	289	8.5
CLARK, Gary	34-34	945-27.8	110	210	.524	0	5	.000	45	72	.625	94	152	246	7.2	54	0	57	38	45	35	265	7.8
JOHNSON, Kevin	34-24	742-21.8	74	195	.379	43	123	.350	29	44	.659	6	40	46	1.4	68	0	45	54	4	28	220	6.5
THOMAS, Shaq	34-22	766-22.5	86	188	.457	6	18	.333	41	70	.586	39	66	105	3.1	53	0	19	49	17	20	219	6.4
SANDERS, Jermaine	34-12	711-20.9	55	144	.382	24	89	.270	22	39	.564	32	70	102	3.0	37	0	29	19	3	16	156	4.6
DeBERRY, Coreontae	34-0	360-10.6	54	99	.545	0	0	.000	35	57	.614	25	47	72	2.1	52	0	3	24	33	2	143	4.2
MORMAN, Deshaun	24-0	241-10.0	28	74	.378	4	13	.308	26	40	.650	10	11	21	0.9	36	1	17	20	2	12	86	3.6
GUYN, Ge'Lawn	2-2	43-21.5	3	13	.231	1	6	.167	0	2	.000	1	3	4	2.0	4	0	3	1	0	0	7	3.5
MOORE, Quadri	26-0	213-8.2	21	56	.375	4	14	.286	11	15	.733	6	22	28	1.1	26	1	6	19	4	7	57	2.2
BLISSITT Jr., Rob	5-0	7-1.4	1	2	.500	1	1	1.000	1	2	.500	0	0	0	0.0	0	0	1	1	0	0	4	0.8
TOBLER, Zack	8-0	11-1.4	1	5	.200	0	2	.000	1	5	.200	0	1	1	0.1	2	0	0	1	0	0	3	0.4
STRICKLAND, Jamaree	1-0	0-0.0	0	0	.000	0	0	.000	0	0	.000	0	0	0	0.0	0	0	0	0	0	0	0	0.0
TEAM												42	59	101	3.0	0			21			0	
Total	34		761	1705	.446	167	507	.329	424	633	.670	383	795	1178	34.6	507	6	394	432	185	222	2113	62.1
Opponents	34		700	1804	.388	192	601	.319	306	470	.651	380	645	1025	30.1	583	-	378	409	98	189	1898	55.8

AMERICAN ATHLETIC CONFERENCE STATISTICS

PLAYER	GP-GS	MIN-AVG	FG	FGA	PCT	3FG	FGA	PCT	FT	FTA	PCT	OFF	DEF	TOT	AVG	PF	FO	A	TO	BLK	STL	PTS	AVG
ELLIS, Octavius	18-18	518-28.8	66	114	.579	0	1	.000	52	67	.776	50	83	133	7.4	42	1	28	40	34	13	184	10.2
CAUPAIN, Troy	18-17	564-31.3	57	116	.491	20	43	.465	37	49	.755	7	53	60	3.3	25	1	67	37	4	22	171	9.5
COBB, Farad	18-6	424-23.6	58	137	.423	30	81	.370	24	29	.828	9	30	39	2.2	23	0	29	25	2	23	170	9.4
JOHNSON, Kevin	18-13	422-23.4	45	119	.378	29	76	.382	20	30	.667	6	23	29	1.6	40	0	31	28	2	18	139	7.7
CLARK, Gary	18-18	492-27.3	56	99	.566	0	2	.000	21	34	.618	41	81	122	6.8	27	0	35	27	23	21	133	7.4
THOMAS, Shaq	18-7	380-21.1	41	80	.513	6	9	.667	20	34	.588	7	27	34	1.9	26	0	11	22	9	11	108	6.0
SANDERS, Jermaine	18-11	405-22.5	30	83	.361	12	53	.226	14	23	.609	19	42	61	3.4	14	0	16	10	2	8	86	4.8
DeBERRY, Coreontae	18-0	187-10.4	26	54	.481	0	0	.000	25	38	.658	14	25	39	2.2	31	0	1	16	19	2	77	4.3
MORMAN, Deshaun	12-0	113-9.4	16	38	.421	3	7	.429	6	16	.375	6	3	9	0.8	14	0	5	6	0	7	41	3.4
MOORE, Quadri	12-0	82-6.8	8	21	.381	1	3	.333	0	1	.000	5	9	14	1.2	13	0	3	11	2	0	17	1.4
TOBLER, Zack	5-0	7-1.4	1	4	.250	0	2	.000	0	3	.000	0	1	1	0.2	1	0	0	0	0	0	2	0.4
BLISSITT Jr., Rob	4-0	6-1.5	0	1	.000	0	0	.000	1	2	.500	0	0	0	0.0	0	0	1	1	0	0	1	0.3
TEAM												22	32	54	3.0	0			13			0	
Total	18		404	866	.467	101	277	.365	220	326	.675	186	409	595	33.1	256	2	227	236	97	125	1129	62.7
Opponents	18		372	949	.392	98	310	.316	151	237	.637	207	319	526	29.2	295	-	213	218	56	105	993	55.2

NCAA TOURNAMENT STATISTICS

PLAYER	GP-GS	MIN-AVG	FG	FGA	PCT	3FG	FGA	PCT	FT	FTA	PCT	OFF	DEF	TOT	AVG	PF	FO	A	TO	BLK	STL	PTS	AVG
CAUPAIN, Troy	2-2	76-38.0	8	27	.296	0	4	.000	7	9	.778	2	5	7	3.5	3	0	8	5	0	3	23	11.5
DeBERRY, Coreontae	2-0	43-21.5	8	15	.533	0	0	.000	4	9	.444	4	4	8	4.0	4	0	1	1	4	0	20	10.0
ELLIS, Octavius	2-2	45-22.5	7	20	.350	0	0	.000	2	6	.333	7	6	13	6.5	8	1	0	6	1	3	16	8.0
COBB, Farad	2-2	62-31.0	6	18	.333	2	10	.200	2	2	1.000	1	7	8	4.0	3	0	1	5	0	0	16	8.0
THOMAS, Shaq	2-2	57-28.5	6	16	.375	0	0	.000	1	3	.333	4	7	11	5.5	7	0	0	2	1	1	13	6.5
CLARK, Gary	2-2	62-31.0	4	14	.286	0	0	.000	3	4	.750	10	11	21	10.5	5	0	2	0	4	3	11	5.5
JOHNSON, Kevin	2-0	41-20.5	4	8	.500	3	6	.500	0	0	.000	0	2	2	1.0	2	0	2	2	0	0	11	5.5
SANDERS, Jermaine	2-0	36-18.0	2	5	.400	1	3	.333	2	2	1.000	2	7	9	4.5	5	0	0	0	1	2	7	3.5
MOORE, Quadri	1-0	3-3.0	0	1	.000	0	1	.000	0	0	.000	0	0	0	0.0	1	0	0	0	0	0	0	0.0
TEAM												2	2	4	2.0	0			2			0	
Total	2		45	124	.363	6	24	.250	21	35	.600	32	51	83	41.5	38	1	14	23	11	12	117	58.5
Opponents	2		46	126	.365	8	41	.195	29	43	.674	33	56	89	44.5	33	-	23	19	10	12	129	64.5

2014-15 SEASON RESULTS

DATE	OPPONENT	RESULT	SCORE	ATTEND	POINTS	REBOUNDS
11/14/14	SAINT FRANCIS	W	52-37	7,114	(13) ELLIS, Octavius	(8) ELLIS, Octavius
11/19/14	MOREHEAD STATE	W	69-61	6,119	(24) COBB, Farad	(8) CLARK, Gary
11/23/14	EASTERN ILLINOIS	W	54-49	6,823	(17) CAUPAIN, Troy	(13) ELLIS, Octavius
11/25/14	N.C. CENTRAL	W	59-50	7,015	(12) CLARK, Gary	(8) ELLIS, Octavius
						(8) CLARK, Gary
11/28/14	vs Middle Tennessee	W	69-51	1,200	(11) CAUPAIN, Troy	(9) ELLIS, Octavius
11/29/14	vs Ole Miss	L	54-66	1,550	(13) ELLIS, Octavius	(12) CLARK, Gary
12/2/14	STONY BROOK	W	78-52	6,603	(14) THOMAS, Shaq	(8) CLARK, Gary
12/13/14	at Nebraska	L (20T)	55-56	15,607	(13) CAUPAIN, Troy	(9) ELLIS, Octavius
12/17/14	SAN DIEGO STATE	W (OT)	71-62	9,217	(12) CAUPAIN, Troy	(9) ELLIS, Octavius
					(12) COBB, Farad	
12/20/14	VCU	L	47-68	9,520	(12) ELLIS, Octavius	(9) THOMAS, Shaq
12/23/14	WAGNER	W	72-48	6,023	(11) JOHNSON, Kevin	(6) CLARK, Gary
12/30/14	at NC State	W	76-60	16,980	(15) THOMAS, Shaq	(7) ELLIS, Octavius
1/3/15	SMU*	W	56-50	10,013	(18) COBB, Farad	(7) CLARK, Gary
1/6/15	EAST CAROLINA*	W	69-48	7,516	(12) JOHNSON, Kevin	(16) CLARK, Gary
					(12) ELLIS, Octavius	
1/10/15	at UConn*	L	56-62	15,564	(14) CAUPAIN, Troy	(6) ELLIS, Octavius
1/15/15	at Memphis*	L	50-63	14,916	(14) CAUPAIN, Troy	(10) CLARK, Gary
1/17/15	TEMPLE*	W	84-53	12,071	(16) SANDERS, Jermaine	(8) CLARK, Gary
1/21/15	HOUSTON*	W	67-54	9,815	(13) CAUPAIN, Troy	(5) CLARK, Gary
						(5) ELLIS, Octavius
1/25/15	at UCF*	W	56-46	3,874	(13) JOHNSON, Kevin	(10) ELLIS, Octavius
1/29/15	UCONN*	W	70-58	11,092	(20) CAUPAIN, Troy	(10) CLARK, Gary
2/1/15	at East Carolina*	L	46-50	4,574	(14) ELLIS, Octavius	(14) ELLIS, Octavius
2/5/15	at SMU*	W	62-54	7,098	(15) SANDERS, Jermaine	(9) SANDERS, Jermaine
2/7/15	USF*	W	63-58	11,670	(16) COBB, Farad	(10) ELLIS, Octavius
2/10/15	at Temple*	L	59-75	6,603	(13) COBB, Farad	(6) ELLIS, Octavius
2/14/15	TULANE*	L	49-50	12,041	(15) ELLIS, Octavius	(7) COBB, Farad
2/18/15	XAVIER	L	57-59	13,176	(14) CLARK, Gary	(7) CLARK, Gary
2/21/15	at Houston*	W	63-53	3,562	(18) THOMAS, Shaq	(14) CLARK, Gary
2/25/15	UCF*	W	83-60	9,825	(20) ELLIS, Octavius	(8) ELLIS, Octavius
2/28/15	at Tulane*	W	63-47	2,430	(15) JOHNSON, Kevin	(10) ELLIS, Octavius
3/4/15	at Tulsa*	W	56-47	5,840	(22) COBB, Farad	(13) ELLIS, Octavius
3/8/15	MEMPHIS*	W	77-65	12,358	(19) ELLIS, Octavius	(11) ELLIS, Octavius
3/13/15	vs UConn#	L	54-57	9,514	(12) CAUPAIN, Troy	(11) CLARK, Gary
3/19/15	vs Purdue^	W (OT)	66-65	21,639	(14) COBB, Farad	(12) CLARK, Gary
3/21/15	vs Kentucky ^	L	51-64	21,760	(13) CAUPAIN, Troy	(10) ELLIS, Octavius

*-Conference game; #-American Championship; ^-NCAA Championship

ATTENDANCE SUMMARY	GAMES	TOTALS	AVG/GAME
HOME	18	168,011	9,334
AWAY	10	152,711	8,823
NEUTRAL	5	55,665	11,133
TOTAL	33	376,387	11,406

RANKINGS IN THE 2014-15 WEEKLY POLLS

ASSOCIATED PRESS	WEEK	USA TODAY	ASSOCIATED PRESS	WEEK	USA TODAY
RV	Preseason	--	--	Feb. 2	--
RV	Nov. 17	RV	RV	Feb. 9	RV
RV	Nov. 24	--	--	Feb. 16	--
--	Dec. 1	--	--	Feb. 23	--
--	Dec. 8	--	--	March 2	--
--	Dec. 15	--	--	March 9	--
--	Dec. 22	--	--	March 16	--
--	Dec. 29	--	N/A	Postseason	RV
RV	Jan. 5	RV			
--	Jan. 12	--			
--	Jan. 19	--			
--	Jan. 26	--			

2014-15 COMPARISON GAME-BY-GAME STATISTICS

OPPONENT	1ST	2ND	SCORE	MAR	TOTAL FG	FG PCT	3-PTERS	3FG PCT	FTS	FT PCT	REBS	MAR	ASSTS	TO	BLKS	STLS	FLS
SAINT FRANCIS	29/17	23/20	52-37	+15	21-46/12-40	.457/.300	2-14/4-16	.143/.250	8-11/9-18	.727/.500	33/27	+6	12/7	17/21	4/0	11/7	18/14
MOREHEAD STATE	30/25	39/36	69-61	+8	19-51/21-56	.373/.375	9-22/7-18	.409/.389	22-34/12-16	.647/.750	35/35	-	14/10	10/11	5/4	4/4	20/27
EASTERN ILLINOIS	26/26	28/23	54-49	+5	21-51/18-61	.412/.295	2-13/3-17	.154/.176	10-15/10-13	.667/.769	45/29	+16	10/7	19/9	8/5	6/10	11/16
N.C. CENTRAL	31/25	28/25	59-50	+9	19-43/20-46	.442/.435	7-19/6-15	.368/.400	14-19/4-5	.737/.800	33/15	+18	11/11	11/8	6/1	2/3	10/19
Middle Tennessee	39/17	30/34	69-51	+18	25-44/17-49	.568/.347	7-15/9-20	.467/.450	12-18/8-17	.667/.471	34/24	+10	11/11	10/8	8/2	6/7	17/19
Ole Miss	25/30	29/36	54-66	(12)	17-56/25-51	.304/.490	2-19/5-10	.105/.500	18-26/11-18	.692/.611	43/31	+12	5/8	10/6	4/3	1/5	18/22
STONY BROOK	38/23	40/29	78-52	+26	29-55/23-57	.527/.404	7-11/2-13	.636/.154	13-20/4-10	.650/.400	32/30	+2	17/15	8/14	8/1	7/4	12/16
Nebraska	21/23	23/21	55-56	(1)	20-63/16-49	.317/.327	3-17/4-17	.176/.235	12-24/20-23	.500/.870	43/42	+1	11/3	18/22	3/4	9/5	21/21
SAN DIEGO STATE	22/20	35/37	71-62	+9	25-53/24-61	.472/.393	4-11/5-25	.364/.200	17-21/9-13	.810/.692	35/33	+2	10/11	15/18	6/4	6/8	16/19
VCU	21/34	26/34	47-68	(21)	18-54/26-61	.333/.426	3-15/15-31	.200/.484	8-11/1-1	.727/1.000	40/32	+8	9/16	15/8	5/2	6/7	5/14
WAGNER	32/19	40/29	72-48	+24	24-45/17-57	.533/.298	2-11/5-16	.182/.313	22-31/9-12	.710/.750	32/33	(1)	12/9	14/16	12/2	9/6	17/24
NC State	41/26	35/34	76-60	+16	28-52/22-48	.538/.458	3-12/0-5	.250/.000	17-25/16-23	.680/.696	31/26	+5	12/7	9/13	1/2	9/4	21/16
SMU	19/22	37/28	56-50	+6	19-41/21-49	.463/.429	6-19/3-11	.316/.273	12-15/5-9	.800/.556	29/26	+3	9/13	18/17	6/1	10/8	11/16
EAST CAROLINA	38/22	31/26	69-48	+21	26-55/17-63	.473/.270	4-11/5-22	.364/.227	13-23/9-13	.565/.692	47/35	+12	12/8	12/10	7/0	8/5	14/20
UConn	34/30	22/32	56-62	(6)	21-53/23-50	.396/.460	6-18/5-15	.333/.333	8-11/11-18	.727/.611	32/32	-	9/12	15/15	10/6	11/7	16/14
Memphis	24/32	26/31	50-63	(13)	18-46/23-49	.391/.469	5-15/6-13	.333/.462	9-12/11-16	.750/.688	31/26	+5	13/15	20/11	4/7	6/5	19/13
TEMPLE	29/28	55/25	84-53	+31	29-54/19-52	.537/.365	9-14/8-21	.643/.381	17-22/7-12	.773/.583	36/22	+14	19/16	8/13	1/4	7/1	12/18
HOUSTON	24/28	43/26	67-54	+13	22-43/20-44	.512/.455	7-23/8-20	.304/.400	16-17/6-11	.941/.545	21/26	(5)	16/11	11/19	4/3	11/6	14/14
UCF	29/24	27/22	56-46	+10	19-47/17-52	.404/.327	5-18/4-17	.278/.235	13-18/8-9	.722/.889	33/31	+2	7/6	9/12	6/5	8/2	14/16
UCONN	30/22	40/36	70-58	+12	23-47/19-58	.489/.328	5-11/8-26	.455/.308	19-28/12-16	.679/.750	32/33	(1)	11/10	15/17	8/4	9/8	18/21
East Carolina	23/18	23/32	46-50	(4)	16-45/21-53	.356/.396	3-18/4-19	.167/.211	11-14/4-6	.786/.667	34/31	+3	10/17	12/7	9/1	5/8	15/13
SMU	20/25	42/29	62-54	+8	21-37/19-52	.568/.365	7-12/3-14	.583/.214	13-20/13-20	.650/.650	32/25	+7	13/12	17/9	6/4	6/9	17/16
USF	31/20	32/38	63-58	+5	22-60/24-53	.367/.453	8-23/5-11	.348/.455	11-19/5-11	.579/.455	37/32	+5	12/10	11/12	4/5	7/6	14/17
Temple	25/36	34/39	59-75	(16)	22-42/28-56	.524/.500	7-16/7-19	.438/.368	8-14/12-16	.571/.750	25/30	(5)	14/19	17/8	3/4	6/10	16/15
TULANE	13/19	36/31	49-50	(1)	22-50/18-52	.440/.346	0-11/6-22	.000/.273	5-13/8-12	.385/.667	27/39	(12)	9/10	10/16	6/0	8/3	15/17
XAVIER	24/36	33/23	57-59	(2)	25-55/20-38	.455/.526	4-16/10-17	.250/.588	3-6/9-14	.500/.643	27/26	+1	12/15	6/15	3/0	7/1	13/15
Houston	25/28	38/25	63-53	+10	21-48/18-47	.438/.383	4-13/6-15	.308/.400	17-22/11-12	.773/.917	31/29	+2	14/9	13/16	5/7	9/5	11/19
UCF	43/30	40/30	83-60	+23	33-51/25-66	.647/.379	6-8/4-16	.750/.250	11-20/6-9	.550/.667	35/31	+4	20/9	12/10	5/0	3/8	8/14
Tulane	30/16	33/31	63-47	+16	25-53/16-46	.472/.348	7-15/5-17	.467/.294	6-14/10-19	.429/.526	40/26	+14	18/10	10/8	4/3	3/2	18/15
Tulsa	27/20	29/27	56-47	+9	21-46/18-53	.457/.340	6-15/7-15	.400/.467	8-15/4-13	.533/.308	40/30	+10	7/6	14/9	7/1	4/7	13/17
MEMPHIS	34/21	43/44	77-65	+12	24-48/26-54	.500/.481	6-17/4-17	.353/.235	23-29/9-15	.793/.600	33/22	+11	14/20	12/9	2/1	4/5	11/20
UConn	22/21	32/36	54-57	(3)	21-47/21-55	.447/.382	5-11/11-30	.455/.367	7-11/4-7	.636/.571	37/27	+10	7/12	11/3	4/2	2/1	14/13
Purdue	26/29	33/30	66-65	+1	25-61/26-72	.410/.361	4-10/4-26	.400/.154	12-21/9-15	.571/.600	38/51	(13)	9/13	9/12	5/1	8/5	16/18
Kentucky	24/31	27/33	51-64	(13)	20-63/20-54	.317/.370	2-14/4-15	.143/.267	9-14/20-28	.643/.714	45/38	+7	5/10	14/7	6/9	4/7	22/15

Note: Game totals are displayed in the format TEAM/OPPONENT for each category

2014-15 SEASON HIGHS AND LOWS

CINCINNATI	HIGH	LOW
Points	84, Temple (01/17/15)	46, at East Carolina (02/01/15)
FG Made	33, UCF (02/25/15)	16, at East Carolina (02/01/15)
FG Att	63, vs Kentucky (3/21/15) & at Nebraska (12/13/14)	37, at SMU (02/05/15)
FG Pct	.647 (33-51), UCF (02/25/15)	.304 (17-56), vs Ole Miss (11/29/14)
3FG Made	9, Temple (01/17/15) & Morehead State (11/19/14)	0, Tulane(02/14/15)
3FG Att	23, USF (02/07/15) & Houston (01/21/15)	8, UCF (02/25/15)
3FG Pct	.750 (6-8), UCF (02/25/15)	.000 (0-11), Tulane (02/14/15)
FT Made	23, Memphis (03/08/15)	3, Xavier (02/18/15)
FT Att	34, Morehead State (11/19/14)	6, Xavier (02/18/15)
FT Pct	.941 (16-17), Houston (01/21/15)	.385 (5-13), Tulane (02/14/15)
Rebounds	47, East Carolina (01/06/15)	21, Houston (01/21/15)
Assists	20, UCF (02/25/15)	5, vs Ole Miss (11/29/14)
		6 vs Kentucky (3/21/15)
Steals	11, Houston (01/21/15)	1, vs Ole Miss (11/29/14)
	at UConn (1/10/15) & Saint Francis (11/14/14)	
Blocks	12, Wagner(12/23/14)	1, at NC State (12-30-14)
		1, Temple (01/17/15)
Turnovers	20, at Memphis (1/15/15)	6, Xavier (02/18/15)
Fouls	22, vs Kentucky (3/21/15)	5, VCU (12/20/14)

OPPONENT	HIGH	LOW
Points	75, at Temple (02/10/15)	37, Saint Francis (11/14/14)
FG Made	28, at Temple (02/10/15)	12, Saint Francis (11/14/14)
FG Att	72, vs Purdue (3/19/15)	38, Xavier (02/18/15)
FG Pct	.526 (20-38), Xavier (02/18/15)	.270 (17-63), East Carolina (01/06/15)
3FG Made	15, VCU (12/20/14)	0, at NC State (12-30-14)
3FG Att	31, VCU (12/20/14)	5, at NC State (12-30-14)
3FG Pct	.588 (10-17), Xavier (02/18/15)	.000 (0-5), at NC State (12-30-14)
FT Made	20, vs Kentucky (3/21/15)	1, VCU (12/20/14)
	6 at Nebraska (12/13/14)	
FT Att	28, vs Kentucky (3/21/15)	1, VCU (12/20/14)
FT Pct	1.000 (1-1), VCU (12/20/14)	.308 (4-13), at Tulsa (03/04/15)
Rebounds	51, vs Purdue (3/19/15)	15, N.C. Central (11/25/14)
Assists	20, Memphis (03/08/15)	3, at Nebraska (12/13/14)
Steals	10, at Temple (02/10/15)	1, Temple (01/17/15)
	6 Eastern Illinois (11/23/14)	Xavier (02/18/15), vs UConn (3/13/15)
Blocks	9, vs Kentucky (3/21/15)	0, Saint Francis (11/14/14)
		East Carolina (01/06/15), Tulane (02/14/15)
		Xavier (02/18/15), UCF (02/25/15)
Turnovers	22, at Nebraska (12/13/14)	3, vs UConn (3/13/15)
Fouls	27, Morehead State (11/19/14)	13, at Memphis (1/15/15)
		at East Carolina (02/01/15), vs UConn (3/13/15)

NON-RETURNING PLAYER CAREER STATISTICS

42

ROB BLISSITT JR.

GUARD • 6-3 • 173 • 1L • MARKHAM, ILL. (THORNWOOD HIGH SCHOOL)

YEAR	GP-GS	MIN-AVG	TOTAL		3-PTERS		FT-FTA	PCT	REBOUNDS		PF-FO	AST	TO	BLK	STL	PTS-AVG
			FG-FGA	PCT	FG-FGA	PCT			OFF-DEF-TOT	AVG						
2014-15	5-0	7-1.4	1-2	.500	1-1	1.000	1-2	.500	0-0-0	0.0	0-0	1	1	0	0	4-0.8
TOTAL	5-0	7-1.4	1-2	.500	1-1	1.000	1-2	.500	0-0-0	0.0	0-0	1	1	0	0	4-0.8

CAREER RECAP: Played in five career games as a reserve walk-on during his one season with the Bearcats, averaging 0.8 points in 1.4 minutes ... made his debut with one minute of play against Wagner (12/23/14), drilling his first collegiate field-goal attempt, a three-pointer to finish with three points ... played two minutes against Temple (1/17/15), scoring one point from the foul line ... officially joined the team as a walk-on on Dec. 17, 2014 ... was a member of the UC baseball team during the 2014 season when he played in 11 games as an outfielder, making four starts and hitting .158 (3 for 19) with two RBI.

14

GE'LAWN GUYN

GUARD • 6-2 • 185 • 3L • LEXINGTON, KY. (SOUTH KENT PREP [CONN.])

YEAR	GP-GS	MIN-AVG	TOTAL		3-PTERS		FT-FTA	PCT	REBOUNDS		PF-FO	AST	TO	BLK	STL	PTS-AVG
			FG-FGA	PCT	FG-FGA	PCT			OFF-DEF-TOT	AVG						
2011-12	32-0	322-10.1	27-69	.391	9-33	.273	9-14	.643	5-21-26	0.8	36-0	20	19	0	18	72-2.3
2012-13	33-0	335-10.2	27-73	.370	11-38	.289	15-18	.833	2-24-26	0.8	44-0	14	18	5	11	80-2.4
2013-14	34-34	647-19.0	55-166	.331	29-94	.309	14-26	.538	16-52-68	2.0	67-0	33	35	6	22	153-4.5
2014-15	2-2	43-21.5	3-13	.231	1-6	.167	0-2	.000	1-3-4	2.0	4-0	3	1	0	0	7-3.5
TOTAL	101-36	1347-13.3	112-321	.349	50-171	.292	38-60	.633	24-100-124	1.2	151-0	70	73	11	51	312-3.1

CAREER RECAP: Developed a reputation as a top-level perimeter defender during his career with Cincinnati ... saw action in 101 games with 36 starts, averaging 3.1 points, 1.2 rebounds and 0.7 assists ... started all 34 games as a junior as the Bearcats went 27-7 and won the inaugural American Athletic Conference regular-season title, averaging 4.5 points, 2.0 rebounds and 1.0 assists ... suffered a hand injury two games into his senior season and did not return to the court ... scored a career-high 15 points against USC Upstate (12/3/13) with a career-best three three-pointers.

1

DESHAUN MORMAN

GUARD • 6-3 • 193 • 1L • RICHMOND, VA. (FAITH BAPTIST CHRISTIAN [FLA.])

YEAR	GP-GS	MIN-AVG	TOTAL		3-PTERS		FT-FTA	PCT	REBOUNDS		PF-FO	AST	TO	BLK	STL	PTS-AVG
			FG-FGA	PCT	FG-FGA	PCT			OFF-DEF-TOT	AVG						
2014-15	24-0	241-10.0	28-74	.378	4-13	.308	26-40	.650	10-11-21	0.9	36-1	17	20	2	12	86-3.6
TOTAL	24-0	241-10.0	28-74	.378	4-13	.308	26-40	.650	10-11-21	0.9	36-1	17	20	2	12	86-3.6

CAREER RECAP: Played in 24 games as a reserve in 2014-15, averaging 3.6 points and 0.9 rebounds in 10.0 minutes ... scored 11 points on 3-of-4 shooting from the field including a pair of three-pointers and two steals at Memphis (1/15) ... had 11 points, making 9 of 10 free throws with two assists against Ole Miss (11/29) ... sat out the 2013-14 campaign as a redshirt.

15

JERMAINE SANDERS

FORWARD • 6-5 • 212 • 4L • FAR ROCKAWAY, N.Y. (RICE HIGH SCHOOL)

YEAR	GP-GS	MIN-AVG	TOTAL		3-PTERS		FT-FTA	PCT	REBOUNDS		PF-FO	AST	TO	BLK	STL	PTS-AVG
			FG-FGA	PCT	FG-FGA	PCT			OFF-DEF-TOT	AVG						
2011-12	28-0	238-8.5	16-42	.381	7-19	.368	9-18	.500	12-21-33	1.2	11-0	14	13	2	1	48-1.7
2012-13	34-1	440-12.9	38-103	.369	13-48	.271	17-32	.531	26-45-71	2.1	21-0	26	21	3	11	106-3.1
2013-14	34-0	725-21.3	67-160	.419	35-93	.376	26-38	.684	42-63-105	3.1	41-0	34	16	9	16	195-5.7
2014-15	34-12	711-20.9	55-144	.382	24-89	.270	22-39	.564	32-70-102	3.0	37-0	29	19	3	16	156-4.6
TOTAL	130-13	2114-16.3	176-449	.392	79-249	.317	74-127	.583	112-199-311	2.4	110-0	103	69	17	44	505-3.9

CAREER RECAP: Cerebral player and talented outside shooter who developed into a solid leader as a senior ... became only the third UC player during the Mick Cronin coaching era to play in four NCAA tournaments (along with former teammates Justin Jackson and Sean Kilpatrick) ... one of only 10 players in school history to play in at least 130 career games ... played in 105 consecutive games to end his career ... started 12 of 34 games as a senior, averaging 4.6 points and 3.0 rebounds in 20.9 minutes ... scored a career-high 16 points and 7-of-9 shooting to go with six rebounds against Temple (1/7/15) ... pulled down a career-high nine rebounds to go with 15 points in a career-high 34 minutes at No. 23 SMU (2/5/15).



2015-16 UC Basketball (Exhibition Stats)
Cincinnati Combined Team Statistics (as of Nov 07, 2015)
All games



RECORD:	OVERALL	HOME	AWAY	NEUTRAL
ALL GAMES	2-0	2-0	0-0	0-0
CONFERENCE	0-0	0-0	0-0	0-0
NON-CONFERENCE	2-0	2-0	0-0	0-0

#	Player	gp-gs	min	avg	Total		3-Point		F-Throw		Rebounds								pts	avg			
					fg-fga	fg%	3fg-fga	3fg%	ft-fa	ft%	off	def	tot	avg	pf	dq	a	to			blk	stl	
25	JOHNSON, Kevin	2-0	37	18.5	11-17	.647	8-12	.667	2-3	.667	1	2	3	1.5	2	0	1	2	1	2	32	16.0	
24	THOMAS, Shaq	2-2	49	24.5	8-16	.500	1-4	.250	8-9	.889	1	1	2	1.0	2	0	8	1	2	1	25	12.5	
10	CAUPAIN, Troy	2-2	48	24.0	9-16	.563	4-8	.500	1-2	.500	0	3	3	1.5	0	0	8	0	0	4	23	11.5	
21	COBB, Farad	2-2	39	19.5	6-13	.462	4-8	.500	6-6	1.000	1	3	4	2.0	4	0	2	2	0	4	22	11.0	
01	EVANS, Jacob	2-0	35	17.5	7-10	.700	2-5	.400	4-4	1.000	1	2	3	1.5	2	0	2	3	0	1	20	10.0	
00	MOORE, Quadri	2-0	24	12.0	5-7	.714	2-3	.667	3-4	.750	3	3	6	3.0	6	0	0	3	3	0	15	7.5	
03	JENIFER, Justin	2-0	32	16.0	4-12	.333	2-7	.286	0-1	.000	0	4	4	2.0	6	1	4	2	0	2	10	5.0	
02	ELLIS, Octavius	2-2	36	18.0	2-5	.400	0-0	.000	5-6	.833	2	6	8	4.0	3	0	5	1	1	3	9	4.5	
22	DeBERRY, Coreontae	2-0	30	15.0	1-3	.333	0-0	.000	6-7	.857	4	4	8	4.0	4	0	0	3	2	1	8	4.0	
11	CLARK, Gary	2-2	41	20.5	4-9	.444	0-1	.000	0-3	.000	2	14	16	8.0	3	0	1	3	6	1	8	4.0	
13	SCOTT, Tre	2-0	26	13.0	1-5	.200	0-0	.000	0-0	.000	2	3	5	2.5	2	0	1	0	1	0	2	1.0	
45	TOBLER, Zack	2-0	3	1.5	0-0	.000	0-0	.000	0-0	.000	1	0	1	0.5	1	0	0	0	0	0	0	0.0	
Team											2	2	4										
Total.....		2	400		58-113	.513	23-48	.479	35-45	.778	20	47	67	33.5	35	1	32	20	16	19	174	87.0	
Opponents.....		2	400		40-113	.354	15-43	.349	28-35	.800	31	38	69	34.5	35	-	19	35	2	10	123	61.5	

TEAM STATISTICS	CIN	OPP
SCORING	174	123
Points per game	87.0	61.5
Scoring margin	+25.5	-
FIELD GOALS-ATT	58-113	40-113
Field goal pct	.513	.354
3 POINT FG-ATT	23-48	15-43
3-point FG pct	.479	.349
3-pt FG made per game	11.5	7.5
FREE THROWS-ATT	35-45	28-35
Free throw pct	.778	.800
F-Throws made per game	17.5	14.0
REBOUNDS	67	69
Rebounds per game	33.5	34.5
Rebounding margin	-1.0	-
ASSISTS	32	19
Assists per game	16.0	9.5
TURNOVERS	20	35
Turnovers per game	10.0	17.5
Turnover margin	+7.5	-
Assist/turnover ratio	1.6	0.5
STEALS	19	10
Steals per game	9.5	5.0
BLOCKS	16	2
Blocks per game	8.0	1.0
ATTENDANCE	8911	0
Home games-Avg/Game	2-4456	0-0
Neutral site-Avg/Game	-	0-0

Date	Opponent		Score	Att.
11/3/15	GRAND VALLEY	w	93-63	4404
11/7/15	BELLARMINE	w	81-60	4507

* = Conference game

Score by Periods	1st	2nd	Totals
Cincinnati	86	88	174
Opponents	46	77	123



Official Basketball Box Score -- Game Totals -- Final Statistics
Grand Valley vs Cincinnati
 11/3/15 7:00 p.m. at Cincinnati, Ohio (Fifth Third Arena)



Grand Valley 63

##	Player		Total	3-Ptr	FT-FTA	Rebounds			PF	TP	A	TO	Blk	Stl	Min
			FG-FGA	FG-FGA		Off	Def	Tot							
25	Chaz Rollins	f	6-12	1-2	2-2	2	4	6	3	15	0	1	0	0	15
32	Ricardo Carbajal	f	5-6	2-2	3-5	1	3	4	2	15	1	5	0	2	21
01	Aaron Hayes	g	1-6	0-1	6-6	0	1	1	3	8	1	1	0	0	25
22	Juwan Starks	g	0-0	0-0	0-0	0	2	2	2	0	0	1	1	0	15
23	Luke Ryskamp	g	3-11	2-6	0-0	2	1	3	2	8	1	2	0	1	32
03	Darren Kapustka		2-6	1-4	0-0	0	1	1	2	5	3	1	0	2	19
04	Sam McClendon		0-2	0-0	0-0	0	0	0	2	0	0	0	0	0	1
05	Trevin Alexander		1-3	0-2	0-0	4	3	7	2	2	0	2	0	0	22
11	Zach West		0-2	0-2	0-0	0	2	2	0	0	1	0	0	0	11
12	Myles Miller		2-4	1-1	0-0	0	1	1	0	5	0	1	0	0	10
20	Alec Marty		0-1	0-1	0-0	0	0	0	1	0	2	1	0	0	9
21	Drake Baar		1-3	0-0	0-2	1	0	1	3	2	0	1	0	0	14
24	Justin Greason		0-1	0-0	3-4	0	2	2	0	3	0	1	0	0	5
35	John Rexroth		0-0	0-0	0-0	0	0	0	0	0	0	0	0	0	1
Team						5	0	5							
Totals			21-57	7-21	14-19	15	20	35	22	63	9	17	1	5	200

FG % 1st Half: 7-30 23.3% 2nd half: 14-27 51.9% Game: 21-57 36.8%
 3FG % 1st Half: 2-10 20.0% 2nd half: 5-11 45.5% Game: 7-21 33.3%
 FT % 1st Half: 4-4 100.0 2nd half: 10-15 66.7% Game: 14-19 73.7%

Deadball
Rebounds
1

Cincinnati 93

##	Player		Total	3-Ptr	FT-FTA	Rebounds			PF	TP	A	TO	Blk	Stl	Min
			FG-FGA	FG-FGA		Off	Def	Tot							
02	ELLIS, Octavius	f	1-4	0-0	3-4	1	5	6	2	5	4	1	1	1	22
11	CLARK, Gary	f	0-1	0-0	0-2	0	10	10	3	0	0	2	3	1	18
24	THOMAS, Shaq	f	5-9	1-3	7-7	0	1	1	1	18	6	1	0	0	28
10	CAUPAIN, Troy	g	4-9	3-6	1-2	0	0	0	0	12	4	0	0	2	23
21	COBB, Farad	g	4-6	3-4	4-4	0	1	1	2	15	1	0	0	2	20
00	MOORE, Quadri		1-1	1-1	1-2	1	2	3	3	4	0	2	2	0	11
01	EVANS, Jacob		3-4	2-3	4-4	1	1	2	1	12	1	1	0	0	16
03	JENIFER, Justin		3-5	2-4	0-1	0	2	2	1	8	4	1	0	1	17
13	SCOTT, Tre		1-2	0-0	0-0	2	0	2	1	2	1	0	1	0	15
22	DeBERRY, Coreontae		1-2	0-0	2-2	1	1	2	3	4	0	1	1	1	13
25	JOHNSON, Kevin		5-9	3-6	0-1	1	1	2	1	13	1	1	1	1	16
45	TOBLER, Zack		0-0	0-0	0-0	0	0	0	1	0	0	0	0	0	1
Team						2	1	3							
Totals			28-52	15-27	22-29	9	25	34	19	93	22	10	9	9	200

FG % 1st Half: 15-25 60.0% 2nd half: 13-27 48.1% Game: 28-52 53.8%
 3FG % 1st Half: 10-17 58.8% 2nd half: 5-10 50.0% Game: 15-27 55.6%
 FT % 1st Half: 7-11 63.6% 2nd half: 15-18 83.3% Game: 22-29 75.9%

Deadball
Rebounds
2

Officials: Tom O'Neill, Bert Smith, John Hampton
 Technical fouls: Grand Valley-None. Cincinnati-None.
 Attendance: 4404

Score by periods	1st	2nd	Total
Grand Valley	20	43	63
Cincinnati	47	46	93

Points	In Paint	Off T/O	2nd Chance	Fast Break	Bench
GV	24	14	12	3	17
CIN	26	25	16	14	43

Last FG - GV 2nd-01:49, CIN 2nd-00:29.
 Largest lead - GV None, CIN by 31 2nd-08:22.

Score tied - 0 times.
 Lead changed - 0 times.



Official Basketball Box Score -- Game Totals -- Final Statistics

Bellarmine vs Cincinnati

11/7/15 12 p.m. ET at Fifth Third Arena (Cincinnati, Ohio)



Bellarmine 60

##	Player		Total		3-Ptr	Rebounds			PF	TP	A	TO	Blk	Stl	Min
			FG-FGA	FG-FGA	FT-FTA	Off	Def	Tot							
42	LANDRY, Tyler	f	0-2	0-0	0-0	2	1	3	2	0	0	1	0	0	11
31	KOLO, Yasin	c	3-6	1-1	1-2	0	1	1	3	8	1	2	0	0	21
03	DAVIS, Al	g	1-8	0-1	4-4	5	2	7	3	6	2	1	0	0	23
15	BACH, Brent	g	3-5	1-2	0-0	1	0	1	1	7	1	0	0	0	13
24	FREDRICK, Nick	g	1-5	1-4	0-0	0	1	1	0	3	1	2	0	1	16
04	SUGGS, George		2-3	2-2	2-2	0	0	0	1	8	1	2	1	1	21
05	TROUTMAN, Rusty		3-6	2-3	4-4	1	6	7	1	12	0	4	0	1	23
10	TROUTMAN, Rhett		0-0	0-0	0-0	0	0	0	0	0	0	0	0	0	1
11	PARRISH, Michael		1-3	0-2	0-0	1	1	2	1	2	1	2	0	0	18
12	RAMSER, Daniel		0-0	0-0	0-0	0	0	0	0	0	0	0	0	0	1
20	KNOTT, George		0-0	0-0	0-0	0	0	0	0	0	0	0	0	0	2
21	COLES, Jarek		0-1	0-1	0-0	1	0	1	0	0	2	2	0	0	11
22	EBERHARD, Adam		2-4	0-0	0-0	1	4	5	0	4	1	0	0	2	17
23	HUNTER, Skyler		0-1	0-1	0-0	0	0	0	0	0	0	0	0	0	1
32	SCHURFRANZ, Willie		0-0	0-0	0-0	0	0	0	1	0	0	0	0	0	2
33	DERKSEN, Josh		3-12	1-5	3-4	0	1	1	0	10	0	2	0	0	19
Team						4	1	5							
Totals			19-56	8-22	14-16	16	18	34	13	60	10	18	1	5	200

FG % 1st Half: 9-28 32.1% 2nd half: 10-28 35.7% Game: 19-56 33.9%
 3FG % 1st Half: 3-10 30.0% 2nd half: 5-12 41.7% Game: 8-22 36.4%
 FT % 1st Half: 5-6 83.3% 2nd half: 9-10 90.0% Game: 14-16 87.5%

Deadball
Rebounds
1,3

Cincinnati 81

##	Player		Total		3-Ptr	Rebounds			PF	TP	A	TO	Blk	Stl	Min
			FG-FGA	FG-FGA	FT-FTA	Off	Def	Tot							
02	ELLIS, Octavius	f	1-1	0-0	2-2	1	1	2	1	4	1	0	0	2	14
11	CLARK, Gary	f	4-8	0-1	0-1	2	4	6	0	8	1	1	3	0	23
24	THOMAS, Shaq	f	3-7	0-1	1-2	1	0	1	1	7	2	0	2	1	21
10	CAUPAIN, Troy	g	5-7	1-2	0-0	0	3	3	0	11	4	0	0	2	25
21	COBB, Farad	g	2-7	1-4	2-2	1	2	3	2	7	1	2	0	2	19
00	MOORE, Quadri		4-6	1-2	2-2	2	1	3	3	11	0	1	1	0	13
01	EVANS, Jacob		4-6	0-2	0-0	0	1	1	1	8	1	2	0	1	19
03	JENIFER, Justin		1-7	0-3	0-0	0	2	2	5	2	0	1	0	1	15
13	SCOTT, Tre		0-3	0-0	0-0	0	3	3	1	0	0	0	0	0	11
22	DeBERRY, Coreontae		0-1	0-0	4-5	3	3	6	1	4	0	2	1	0	17
25	JOHNSON, Kevin		6-8	5-6	2-2	0	1	1	1	19	0	1	0	1	21
45	TOBLER, Zack		0-0	0-0	0-0	1	0	1	0	0	0	0	0	0	2
Team						0	1	1							
Totals			30-61	8-21	13-16	11	22	33	16	81	10	10	7	10	200

FG % 1st Half: 16-30 53.3% 2nd half: 14-31 45.2% Game: 30-61 49.2%
 3FG % 1st Half: 4-11 36.4% 2nd half: 4-10 40.0% Game: 8-21 38.1%
 FT % 1st Half: 3-4 75.0% 2nd half: 10-12 83.3% Game: 13-16 81.3%

Deadball
Rebounds
2

Officials: Mike Roberts, Chris Beavers, Andy Nagy
 Technical fouls: Bellarmine-None. Cincinnati-None.
 Attendance: 4507

Score by periods	1st	2nd	Total
Bellarmine	26	34	60
Cincinnati	39	42	81

	In Paint	Off T/O	2nd Chance	Fast Break	Bench
Points					
BU	14	12	12	6	36
CIN	30	22	16	20	44

Last FG - BU 2nd-00:48, CIN 2nd-01:18.
 Largest lead - BU None, CIN by 29 2nd-07:36.

Score tied - 1 time.
 Lead changed - 0 times.