



PITT vs. CINCINNATI

September 9, 2023 • 6:30 p.m. (ET)

Acrisure Stadium (68,400/Natural Grass) • Pittsburgh, Pa.

The CW (WPNT-TV, Channel 22) • 93.7 The Fan • Pitt Radio Network

PittsburghPanthers.com • @Pitt_FB

PITT (1-0, 0-0 ACC)

DATE	OPPONENT (TV)	RESULT
Sept. 2	Wofford (ACCN)	W, 45-7
Sept. 9	Cincinnati (CW)	6:30 p.m.
Sept. 16	at West Virginia (ABC)	7:30 p.m.
Sept. 23	North Carolina*	TBA
Sept. 30	at Virginia Tech*	TBA
Oct. 14	Louisville* (HC)	TBA
Oct. 21	at Wake Forest*	TBA
Oct. 28	at Notre Dame (NBC)	3:30 p.m.
Nov. 4	Florida State*	TBA
Nov. 11	at Syracuse* (NYY)	3:30 p.m.
Nov. 16 (Thurs.)	Boston College* (ESPN)	7 p.m.
Nov. 25	at Duke*	TBA

*ACC game (NYY) Yankee Stadium, Bronx, NY (HC) Homecoming

CINCINNATI (1-0, 0-0 Big 12)

DATE	OPPONENT	RESULT
Sept. 2	Eastern Kentucky	W, 66-13
Sept. 9	at Pitt	6:30 p.m.
Sept. 16	Miami (Ohio)	7 p.m.
Sept. 23	Oklahoma*	TBA
Sept. 29 (Fri.)	at BYU*	10:15 p.m.
Oct. 14	Iowa State*	TBA
Oct. 21	Baylor*	TBA
Oct. 28	at Oklahoma State*	TBA
Nov. 4	UCF*	TBA
Nov. 11	at Houston*	TBA
Nov. 18	at West Virginia*	TBA
Nov. 25	Kansas*	TBA

*Big 12 game

BROADCAST INFORMATION

Television • The CW (WPNT-TV, Channel 22 in Pittsburgh)

Tom Werme (play-by-play)

James Bates (analyst)

Treavor Scales (reporter)

93.7 The Fan & Pitt Radio Network (937thefan.radio.com)

Bill Hillgrove (play-by-play)

Pat Bostick (analyst)

Larry Richert and Dorin Dickerson (reporters)

SiriusXM Satellite Radio

SiriusXM channels 103 or 207 and on the SiriusXM App

WPTS Radio (Pitt Student Station) • 92.1 FM

GAME STORYLINES

- ✓ Pitt and newly minted Big 12 member Cincinnati renew ties for the first time in 11 years. The Panthers and Bearcats met annually as Big East foes from 2005-12.
- ✓ The Cincinnati game begins a stretch of 11 consecutive "Power Conference" opponents for Pitt. The Panthers are one of just six teams that will play 11 such foes in 2023, joining Colorado, Louisville, Purdue, Utah and West Virginia.
- ✓ Pat Narduzzi spent three years as defensive coordinator at Cincinnati (2004-06) under Coach Mark Dantonio, helping the Bearcats to a pair of bowl appearances.
- ✓ Pitt linebacker coach Ryan Manalac was a standout player at that same position for Cincinnati from 2005-08, compiling nearly 200 career tackles and helping the Bearcats to the 2008 Big East title.
- ✓ The Panthers have won six consecutive games dating back to last season, their longest winning streak since also winning six straight in 2009.
- ✓ Pitt's last seven-game winning streak bridged the 2001-02 seasons. The Panthers have not won eight straight since the 1981-82 campaigns.
- ✓ Cincinnati is under the direction of new head coach Scott Satterfield, who previously coached at Louisville. Satterfield was 1-1 against Pitt as the Cardinals' head coach.
- ✓ The Panthers hold an 8-4 series edge against Cincinnati. The Bearcats, however, have won the past two encounters (2011-12).
- ✓ Pitt will play Big 12 foes in consecutive weeks. In addition to Cincinnati, the Panthers travel to West Virginia for the "Backyard Brawl" on September 16.

PITT-CINCINNATI HISTORY IN BRIEF

Series Began: 1921

Series Overall: Pitt leads 8-4

At Pittsburgh: Pitt leads 5-2

At Cincinnati: Pitt leads 3-2

Last Meeting (at UC): Sept. 6, 2012

(Cincinnati 34, Pitt 10)

Last Meeting at Pitt: Nov. 5, 2011

(Cincinnati 26, Pitt 23)

Longest Pitt Win Streak:

7 games (1921-2007)

Longest Cincinnati Win Streak:

2 games, twice (last: 2011-12)

Largest Pitt Victory Margin:

38 points (38-0, 1922)

Largest Cincinnati Victory Margin:

24 points (34-10, 2012)

THE COACHES

Pitt Coach Pat Narduzzi

Overall (season): 63-41 (ninth)

At Pitt (season): same

Alma Mater: Rhode Island, 1990

Record vs. Cincinnati: 0-0

Cincinnati Coach Scott Satterfield

Overall (season): 77-48 (11th)

At Cincinnati (season): 1-0 (first)

Alma Mater: Appalachian State, 1996

Record vs. Pitt: 1-1

PITT FOOTBALL MEDIA INFORMATION



CINCINNATI WEEK SCHEDULE

SUNDAY	MONDAY	TUESDAY	WEDNESDAY	THURSDAY	FRIDAY	SATURDAY
3 No scheduled media opportunities	4 Pat Narduzzi Press Conference Noon	5 Practice Window 9:10 a.m. Interviews 11:15 a.m.	6 Interviews 11:30 a.m. Narduzzi Radio Show 93.7 The Fan 6-7 p.m.	7 Final Narduzzi Press Brief 1 p.m.	8 No scheduled media opportunities	9 Pitt vs. Cincinnati Acrisure Stadium 6:30 p.m. The CW

PITT FOOTBALL MEDIA CONTACTS

E.J. Borghetti, Executive Associate A.D.
(football contact)

Borghetti e-mail: eborghetti@athletics.pitt.edu

R.J. Sepich, Football Communications Director
(co-football contact)

Sepich e-mail: rsepich@athletics.pitt.edu

Celeste Welsh, Communications Operations Director
(credential contact)

Welsh e-mail: cwelsh@athletics.pitt.edu

PITT ATHLETIC COMMUNICATIONS PHONE NUMBERS

Pitt Athletic Communications Office: (412) 648-8240

Press Box: (412) 697-7198

Pitt Football Office: (412) 648-8700

PITT FOOTBALL ON THE WEB

Official Pitt Site: PittsburghPanthers.com

Media Info: collegepressbox.com

Pitt Football Twitter/Instagram: @Pitt_FB

Pitt YouTube Page: YouTube.com/pittlivewire

PITT ATHLETIC COMMUNICATIONS ADDRESS

University of Pittsburgh
Athletic Communications
Petersen Events Center
3719 Terrace Street
Pittsburgh, PA 15261

PITT PRACTICE FACILITY ADDRESS

Pitt Football Office
UPMC Rooney Sports Complex
3450 South Water Street
Pittsburgh PA 15203

ACC COMMUNICATIONS CONTACTS

Amy Yakola, Deputy Commissioner
(chief of external affairs)

Yakola e-mail: ayakola@theacc.org

Kevin Davis, Senior Associate Commissioner
(communications)

Davis e-mail: kdavis@theacc.org

ACC Communications Phone: (336) 854-8787

ACC FOOTBALL ON THE WEB

Official ACC Site: theacc.com

Media Info: collegepressbox.com

ACC Football Twitter: @ACCFootball

ACC YouTube Page: YouTube.com/ACCDigitalNetwork

WEEKLY PRESS CONFERENCE

Pat Narduzzi conducts his game week press conferences on Mondays at noon. The conferences are held at the UPMC Rooney Sports Complex. A transcript and video will be posted later that afternoon at PittsburghPanthers.com. Archived video from Coach Narduzzi press conferences can also be viewed at YouTube.com/pittlivewire.

PITT PRACTICE COVERAGE

On designated days, the initial 30 minutes of Pitt football practice are open to the media for observation. The duration of the workout is closed. Reporters should contact E.J. Borghetti in advance for practice times and proper clearance. All practices will be held at the UPMC Rooney Sports Complex.

PITT WEEKLY INTERVIEWS

All interviews must be arranged through the communications office. Select players and assistant coaches are typically available for post-practice media sessions on Tuesdays and Wednesdays. In addition to his Monday press conferences, Coach Narduzzi hosts a media briefing on Thursdays of game weeks.

PITT MEDIA CREDENTIALS

Pitt home game credentials should be requested via sportssystems.com/pitt. Direct questions about credential registration to Celeste Welsh (cwelsh@athletics.pitt.edu).

COLLEGEPRESSBOX.COM

The official media website for Division I football is collegepressbox.com. Download game notes, quotes, statistics, media guides, headshots and logos for all FBS schools, conferences, postseason games, awards and the College Football Playoff. For access, please register at collegepressbox.com/register.

COACHES GAME DAY LOCATIONS

Pat Narduzzi, Head Coach: FIELD

Charlie Partridge, AHC/DL: FIELD

Frank Cignetti Jr., OC/QB: BOOTH

Randy Bates, DC: BOOTH

Andre Powell, STC/RB: FIELD

Tiquan Underwood, PGC/WR: FIELD

Dave Borbely, OL: FIELD

Archie Collins, SEC: FIELD

Ryan Manalac, LB: FIELD

Tim Salem, TE: FIELD

Cory Sanders, S: BOOTH

PRONUNCIATION GUIDE

Ryan Baer (Bear)

Antonio Camon (KAY-men)

Tamarion Crumpley (Tah-mare-ee-un)

Ty Dieffenbach (DEEF-en-bawk)

C'Bo Flemister (SEE-bow)

Matt Goncalves (Gun-ZALL-vez)

Maverick Gracio (grah-SEE-oh)

Stephon Hall (steff-ON)

Adam Howanitz (HOW-uh-nits)

Dayon Hayes (DAY-on)

Abe Ibrahim (ee-brah-HEEM)

Nahki Johnson (Nah-KY)

Phil Jurkovec (jur-KO-vik)

Bangally Kamara (Ban-GOLLY Ka-mar-UH)

Jake McConnachie (Mc-con-uh-CHEE)

Konata Mumpfield (Ko-nah-TAY)

Che Nwabuko (Cheh Wah-BOO-ko)

Samuel Okunlola (Oh-KUN-low-lah)

Tai Ray (tie)

Daejon Reynolds (DAY-john; prefers to be called "Day Day")

Brody Riffe (rhymes with "wife")

Graysen Riffe (rhymes with "wife")

Jahvante Royal (JAH-von-tay)

Christian Veilleux (VAY-air)

Marquis Williams (Mar-QUEZ)

Zach Zollers (ZALL-ers)

Blake Zubovic (Zoo-BOW-vick)

OFFENSE

Quarterback

5	PHIL JURKOVEC (SR+, 6-5, 235)
11	Christian Veilleux (SO*, 6-4, 220)
19	Nate Yarnell (SO*, 6-6, 215)

Running Back

6	RODNEY HAMMOND JR. (JR, 5-9, 195)
24	C'Bo Flemister (SR+, 5-11, 205) or
4	Daniel Carter (SR*, 5-10, 230)
34	Derrick Davis Jr. (SO*, 6-0, 210)

Wide Receiver

0	BUB MEANS (SR*, 6-2, 215)
84	Jake McConnachie (JR*, 6-5, 205)
83	Lamar Seymore (FR, 6-1, 185)

Wide Receiver

9	KONATA MUMPFIELD (JR, 6-1, 185)
12	Zion Fowler-El (FR, 6-0, 190)
18	Israel Polk (FR, 6-1, 175)

Wide Receiver

3	DAEJON REYNOLDS (SO*, 6-2, 210)
2	Kenny Johnson (FR, 6-1, 195)
21	Che Nwabuko (FR*, 5-10, 175)

Tight End

86	GAVIN BARTHOLOMEW (JR, 6-5, 250)
8	Karter Johnson (SR*, 6-2, 255) or
7	Malcolm Epps (SR+, 6-6, 255) or
88	Jake Renda (SO*, 6-4, 230)

Left Tackle

76	MATT GONCALVES (SR*, 6-6, 330)
70	Ryan Baer (FR*, 6-7, 330)

Left Guard

50	JASON COLLIER JR. (SR*, 6-6, 330)
72	Isaiah Montgomery (FR*, 6-4, 300)

Center

53	JAKE KRADEL (SR+, 6-3, 305)
58	Terrence Moore (SO*, 6-5, 305)

Right Guard

68	BLAKE ZUBOVIC (SR+, 6-4, 330)
55	BJ Williams (FR, 6-3, 315)

Right Tackle

78	BRANSON TAYLOR (JR*, 6-5, 330)
74	Terrence Enos Jr. (SO*, 6-4, 320)

DEFENSE

Defensive End

50	DAYON HAYES (SR, 6-3, 265)
4	Nahki Johnson (SO*, 6-2, 255)
8	Samuel Okunlola (FR*, 6-4, 245)

Defensive Tackle

95	DEVIN DANIELSON (SR+, 6-2, 290) or
2	DAVID GREEN (SR+, 6-1, 285)
55	Sean FitzSimmons (FR*, 6-3, 290)

Defensive Tackle

0	DEANDRE JULES (SR*, 6-3, 310) or
92	TYLER BENTLEY (SR+, 6-2, 300)
94	Elliot Donald (SO*, 6-3, 280)

Defensive End

6	NATE TEMPLE (SR*, 6-4, 250)
57	Bam Brima (SR*, 6-5, 270)
44	Jimmy Scott (FR*, 6-2, 260)

Star Linebacker

23	SOLOMON DESHIELDS (JR*, 6-3, 225)
38	Kyle Louis (FR*, 5-11, 220)

Mike Linebacker

32	SHAYNE SIMON (SR+, 6-3, 235)
30	Brandon George (SR*, 6-3, 245)

Money Linebacker

11	BANGALLY KAMARA (SR, 6-2, 230)
35	Braylan Lovelace (FR, 6-2, 220) or
59	Nick Lapi (SO*, 6-2, 220)

Strong Safety

7	JAVON MCINTYRE (SO*, 6-1, 195)
3	Donovan McMillon (JR, 6-2, 210)

Free Safety

5	PHILLIP O'BRIEN JR. (JR, 6-0, 185)
25	Stephon Hall (SO*, 6-1, 190)

Cornerback

14	MARQUIS WILLIAMS (SR+, 5-9, 180) or
9	A.J. WOODS (SR+, 5-11, 195)

Cornerback

12	M.J. DEVONSHIRE (SR*, 5-11, 190)
10	Ryland Gandy (FR*, 6-0, 180)

SPECIALISTS

Placekicker

90	BEN SAULS (JR*, 5-10, 185)
94	Sam Carpenter (FR, 5-11, 180)

Punter

91	CALEB JUNKO (SO*, 6-1, 210)
92	Cam Guess (JR*, 5-11, 200)

Holder

92	CAM GUESS (JR*, 5-11, 200)
91	Caleb Junko (SO*, 6-1, 210)

Long Snapper

49	BYRON FLOYD (JR*, 6-1, 245)
93	James Fineran (SO*, 6-5, 235)

Kickoff Returner

9	A.J. WOODS (SR+, 5-11, 195)
0	Bub Means (SR*, 6-2, 215)
21	Che Nwabuko (FR*, 5-10, 175)

Punt Returner

12	M.J. DEVONSHIRE (SR*, 5-11, 190)
9	Konata Mumpfield (JR, 6-1, 185)

Kickoffs

90	BEN SAULS (JR*, 5-10, 185)
94	Sam Carpenter (FR, 5-11, 180)

2023 PITT FOOTBALL ROSTERS



PITT NUMERICAL ROSTER

No.	Name	Pos.	Yr.	Ht.	Wt.	Hometown/High School/Last School
0	Bub Means*	WR	SR*	6-2	215	Lovejoy, GA/Lovejoy/Louisiana Tech
0(D)	Deandre Jules***	DL	SR*	6-3	310	Germantown, MD/Northwest
2	David Green****	DL	SR+	6-1	285	West Mifflin, PA/Pittsburgh Central Catholic
2(D)	Kenny Johnson	WR	FR	6-1	195	York, PA/Dallastown
3	Daejon Reynolds	WR	SO*	6-2	210	Springfield, IL/Grayson/Florida
3(D)	Donovan McMillon	DB	JR	6-2	210	McMurray, PA/Peters Township/Florida
4	Daniel Carter***	RB	SR*	5-10	230	Margate, FL/St. Thomas Aquinas
4(D)	Nahki Johnson	DL	SO*	6-2	255	Pittsburgh, PA/West Mifflin
5	Phil Jurkovec	QB	SR+	6-5	235	Pittsburgh, PA/Pine-Richland/Boston College
5(D)	Phillip O'Brien Jr.**	DB	JR	6-0	185	Pompano Beach, FL/Deerfield Beach
6	Rodney Hammond Jr.**	RB	JR	5-9	195	Norfolk, VA/Booker T. Washington
6(D)	Nate Temple**	DL	SR*	6-4	250	Abbeville, SC/Abbeville
7	Malcolm Epps	TE	SR+	6-6	255	Houston, TX/Dekaney/USC
7(D)	Javon McIntyre*	DB	SO*	6-1	195	Bear, DE/Imhotep Charter (PA)
8	Karter Johnson*	TE	SR*	6-2	255	Pickerington, OH/Pickerington Central/Butler C.C.
8 (D)	Samuel Okunlola	DL	FR*	6-4	245	Brockton, MA/Thayer Academy
9	Konata Mumpfield*	WR	JR	6-1	185	Hoschton, GA/Dacula/Akron
9(D)	A.J. Woods****	DB	SR+	5-11	195	Germantown, MD/Northwest
10	Ryland Gandy	DB	FR*	6-0	180	Buford, GA/Buford
11	Bangally Kamara***	LB	SR	6-2	230	Akron, OH/East
11(D)	Christian Veilleux	QB	SO*	6-4	220	Ottawa, Ontario/Bullis School (MD)/Penn State
12	M.J. Devonshire**	DB	SR*	5-11	190	Aliquippa, PA/Aliquippa/Kentucky
12(D)	Zion Fowler-El	WR	FR	6-0	190	Jersey City, NJ/St. Peter's Prep
14	Marquis Williams****	DB	SR+	5-9	180	Pompano Beach, FL/Cardinal Gibbons
14(D)	Ty Dieffenbach	QB	FR	6-6	210	Calabasas, CA/Agoura
15	Montravious Lloyd	RB	FR	5-10	185	St. Petersburg, FL/Lakewood
15(D)	Rashad Battle**	DB	JR*	6-3	210	Atlanta, GA/Creekside
15(D)	Tamarion Crumpley	DB	SO*	6-1	195	Cincinnati, OH/Winton Woods
16	Jesse Anderson	DB	FR	6-0	170	Fort Lauderdale, FL/Cardinal Gibbons
16(D)	David Lynch	QB	FR	6-3	215	East Greenwich, RI/Bishop Hendricken/IMG (FL)
17	Jake Frantl	QB	SO*	6-0	205	Erin, WI/Hartford Union/Georgia Knights Prep
18	Israel Polk	WR	FR	6-1	175	Richmond, CA/St. John Bosco
19	Jahvante Royal**	DB	JR*	6-3	200	Miramar, FL/St. Thomas Aquinas
19(D)	Nate Yarnell	QB	SO*	6-6	215	Austin, TX/Lake Travis
20	Jordan Bass	LB	FR	6-4	215	Hampton, VA/Phoebus
21	Che Nwabuko	WR	FR*	5-10	175	Austin, TX/Manor
21(D)	Shadarian Harrison	DB	FR	6-1	175	Lakeland, FL/Lakeland
23	Solomon DeShields***	LB	JR*	6-3	225	Millville, NJ/Millville Senior
24	C'Bo Flemister*	RB	SR+	5-11	205	Williamson, GA/Pike County/Notre Dame
25	TJ Harvison	RB	FR	6-1	190	Carrollton, GA/Bowdon
25(D)	Stephon Hall*	DB	SO*	6-1	190	Monaca, PA/Central Valley
26	Lorenzo Jenkins	WR	FR*	6-3	185	Beaver Falls, PA/Blackhawk
27	Buddy Mack III***	DB	SR	6-1	200	Greer, SC/Byrnes
28	Noah Biglow*	DB	SO*	5-11	180	Wesley Chapel, FL/Armwood
29	Luke DelGaudio*	LB	JR*	6-2	220	Shavertown, PA/Dallas
29(D)	Josh Junko	WR	SR*	6-1	195	Akron, OH/Cuyahoga Valley Christian
30	Brandon George***	LB	SR*	6-3	245	Reading, PA/Berks Catholic
30(D)	Caleb Williams	RB	FR	5-11	210	Pittsburgh, PA/Montour
31	Rasheem Biles	LB	FR	6-1	195	Pickerington, OH/Pickerington Central
32	Shayne Simon*	LB	SR+	6-3	235	West Orange, NJ/St. Peter's Prep/Notre Dame
34	Derrick Davis Jr.	RB	SO*	6-0	210	Pittsburgh, PA/Gateway/LSU
34(D)	Cruce Brookins	DB	FR	6-2	180	Pittsburgh, PA/Steel Valley
35	Braylan Lovelace	LB	FR	6-2	220	Leechburg, PA/Leechburg
38	Kyle Louis	LB	FR*	5-11	220	East Orange, NJ/East Orange Campus
39	Maverick Gracio	DL	FR	6-4	250	West Palm Beach, FL/Cardinal Newman
39(D)	Devin Whitlock	WR	FR	5-10	165	Monessen, PA/Belle Vernon Area
40	Addison Copeland III	WR	FR*	6-2	180	Buffalo, NY/Western NY Maritime Charter
40(D)	Antonio Camon	DL	FR	6-2	245	Tampa, FL/Tampa Bay Tech
41	John Glenn	DB	FR	5-11	195	Decatur, GA/Woodward Academy
43	Cole Mitchell	TE	SO*	6-5	245	Frederick, MD/Linganore
44	Jimmy Scott	DL	FR*	6-2	260	Cheektowaga, NY/St. Francis
44(D)	Adam Howanitz	TE	FR	6-4	230	Archbald, PA/Valley View
45	Dante Caputo	DB	SR*	5-11	190	Wexford, PA/North Allegheny/Wisconsin
46	Zach Zollers	DL	FR	6-3	215	Royersford, PA/Spring-Ford
47	Aydin Henningham*	LB	JR*	6-2	225	Delray Beach, FL/Deerfield Beach
47(D)	Caden Smith	WR	FR*	6-4	185	Murrysville, PA/Franklin Regional

PITT ALPHABETICAL ROSTER

No.	Name	Pos.
91	Thomas Aden	DL
85	Josh Altsman	TE
63	Matt Altsman	OL
48	Matthew Amofa	DB
54	Trey Andersen*	OL
16	Jesse Anderson	DB
70	Ryan Baer	OL
86	Gavin Bartholomew**	TE
20	Jordan Bass	LB
15(D)	Rashad Battle**	DB
54(D)	Dylan Bennett*	LB
92	Tyler Bentley****	DL
28	Noah Biglow*	DB
31	Rasheem Biles	LB
57	Bam Brima**	DL
34(D)	Cruce Brookins	DB
77	Jackson Brown	OL
40(D)	Antonio Camon	DL
45	Dante Caputo	DB
94(D)	Sam Carpenter	PK
71	Ryan Carretta	OL
4	Daniel Carter***	RB
50	Jason Collier Jr.**	OL
40	Addison Copeland III	WR
15(D)	Tamarion Crumpley	DB
95	Devin Danielson****	DL
34	Derrick Davis Jr.	RB
29	Luke DelGaudio*	LB
23	Solomon DeShields***	LB
12	M.J. Devonshire**	DB
14(D)	Ty Dieffenbach	QB
94	Elliot Donald*	DL
74	Terrence Enos Jr.*	OL
7	Malcolm Epps	TE
93	James Fineran	LS
55	Sean FitzSimmons	DL
24	C'Bo Flemister*	RB
49	Byron Floyd*	LS
51	Dorien Ford	OL
51(D)	Drew Foster	LB
12(D)	Zion Fowler-El	WR
17	Jake Frantl	QB
66	George French II	OL
10	Ryland Gandy	DB
30	Brandon George***	LB
41	John Glenn	DB
76	Matt Goncalves***	OL
39	Maverick Gracio	DL
2	David Green****	DL
92(D)	Cam Guess*	P
25(D)	Stephon Hall*	DB
6	Rodney Hammond Jr.**	RB
21(D)	Shadarian Harrison	DB
25	TJ Harvison	RB
82	Benny Haselrig	WR
50(D)	Dayon Hayes***	DL
47	Aydin Henningham*	LB
53(D)	Todd Hill	DL
44(D)	Adam Howanitz	TE
52	Abe Ibrahim	LB
61	Ryan Jacoby*	OL
26	Lorenzo Jenkins	WR
8	Karter Johnson*	TE

2023 PITT FOOTBALL ROSTERS



NUMERICAL ROSTER CONTINUED

No.	Name	Pos.	Yr.	Ht.	Wt.	Hometown/High School/Last School
48	Matthew Amofa	DB	FR*	5-10	180	Hillsborough, NJ/Hillsborough
49	Byron Floyd*	LS	JR*	6-1	245	Mentor, OH/Mentor
50	Jason Collier Jr.**	OL	SR*	6-6	330	West Deptford, NJ/West Deptford
50(D)	Dayon Hayes***	DL	SR	6-3	265	Pittsburgh, PA/Westinghouse
51	Dorien Ford	OL	SO*	6-4	325	Pittsburgh, PA/Baldwin
51(D)	Drew Foster	LB	FR*	6-2	220	Austin, TX/Hyde Park Baptist
52	Abe Ibrahim	LB	FR*	6-1	220	Bridgeville, PA/Chartiers Valley
53	Jake Kradel****	OL	SR+	6-3	305	Butler, PA/Butler Senior
53(D)	Todd Hill	DL	SR	5-10	240	Homestead, PA/Steel Valley/Duquesne
54	Trey Andersen*	OL	SO*	6-6	300	Eagle Mountain, UT/Lehi
54(D)	Dylan Bennett*	LB	SO*	6-3	235	Montoursville, PA/Montoursville
55	Sean FitzSimmons	DL	FR*	6-3	290	Monaca, PA/Central Valley
55(D)	BJ Williams	OL	FR	6-3	315	Lawrenceville, GA/Creekside
56	Will King IV	DL	JR*	6-4	275	Holland, MI/Holland Christian
56(D)	Brody Riffe	OL	FR	6-8	300	Winter Garden, FL/West Orange
57	Bam Brima**	DL	SR*	6-5	270	Worcester, MA/Loyalsock Township (PA)
57(D)	Graysen Riffe	OL	FR	6-8	300	Winter Garden, FL/West Orange
58	Terrence Moore*	OL	SO*	6-5	305	Massillon, OH/Massillon Washington
59	Nick Lapi*	LB	SO*	6-2	220	Upper Saddle River, NJ/Northern Highlands
61	Ryan Jacoby*	OL	SR*	6-4	310	Mentor, OH/Mentor/Ohio State
63	Matt Altsman	OL	JR*	6-0	285	Zelienople, PA/Pittsburgh Central Catholic
66	George French II	OL	JR*	6-8	315	Bethlehem, PA/Bethlehem Catholic/Maine
67	Tai Ray	OL	FR	6-6	330	Apopka, FL/Apopka
68	Blake Zubovic***	OL	SR+	6-4	330	Belle Vernon, PA/Belle Vernon Area
69	Matt Metrosky	OL	SO*	6-1	290	Greensburg, PA/Greensburg Central Catholic
70	Ryan Baer	OL	FR*	6-7	330	Eastlake, OH/North
71	Ryan Carretta	OL	FR	6-5	300	Galena, OH/St. Charles Prep
72	Isaiah Montgomery	OL	FR*	6-4	300	Virginia Beach, VA/Landstown
74	Terrence Enos Jr.*	OL	SO*	6-4	320	Redford, MI/Cass Technical
76	Matt Goncalves***	OL	SR*	6-6	330	Manorville, NY/Eastport-South Manor
77	Jackson Brown	OL	FR*	6-6	305	Danville, CA/San Ramon Valley/California
78	Branson Taylor**	OL	JR*	6-5	330	Lorain, OH/Elyria Catholic
80	Thaddeus Shaw	WR	FR	6-2	180	York, PA/Central York
81	Peter Vardzel	WR	SO*	6-0	175	Charleston, SC/Wando
82	Benny Haselrig	WR	FR	5-11	175	Allison Park, PA/Hampton
83	Lamar Seymore	WR	FR	6-1	185	Miami, FL/Miami Central
84	Jake McConnachie*	WR	JR*	6-5	205	Verona, NJ/Verona
85	Josh Altsman	TE	FR*	6-3	245	Zelienople, PA/Pittsburgh Central Catholic
86	Gavin Bartholomew**	TE	JR	6-5	250	Schuylkill Haven, PA/Blue Mountain
88	Jake Renda*	TE	SO*	6-4	230	Princeton, NJ/IMG Academy (FL)
90	Ben Sauls**	PK	JR*	5-10	185	Tipp City, OH/Tippecanoe
91	Thomas Aden	DL	FR*	6-1	280	Lakewood, OH/St. Edward/IMG Academy
91(D)	Caleb Junko*	P	SO*	6-1	210	Akron, OH/Hudson
92	Tyler Bentley****	DL	SR+	6-2	300	West Chester, OH/Lakota West
92(D)	Cam Guess*	P	JR*	5-11	200	Belle Vernon, PA/Belle Vernon Area
93	James Fineran	LS	SO*	6-5	235	Towson, MD/Calvert Hall College H.S.
94	Elliot Donald*	DL	SO*	6-3	280	Pittsburgh, PA/Pittsburgh Central Catholic
94(D)	Sam Carpenter	PK	FR	5-11	180	Foxborough, MA/Foxborough
95	Devin Danielson****	DL	SR+	6-2	290	Pittsburgh, PA/Thomas Jefferson
97	Isaiah Neal	DL	FR	6-2	260	Washington, D.C./St. Frances Academy (MD)

* following name denotes letters earned

* following class denotes redshirt season

+ following class denotes 'super senior'

(D) denotes duplicate number

ALPHABETICAL ROSTER CONTINUED

No.	Name	Pos.
2(D)	Kenny Johnson	WR
4(D)	Nahki Johnson	DL
0(D)	Deandre Jules***	DL
91(D)	Caleb Junko*	P
29(D)	Josh Junko	WR
5	Phil Jurkovec	QB
11	Bangally Kamara***	LB
56	Will King IV	DL
53	Jake Kradel****	OL
59	Nick Lapi*	LB
15	Montravius Lloyd	RB
38	Kyle Louis	LB
35	Braylan Lovelace	LB
16(D)	David Lynch	QB
27	Buddy Mack III***	DB
84	Jake McConnachie*	WR
7(D)	Javon McIntyre*	DB
3(D)	Donovan McMillon	DB
0	Bub Means*	WR
69	Matt Metrosky	OL
43	Cole Mitchell	TE
72	Isaiah Montgomery	OL
58	Terrence Moore*	OL
9	Konata Mumpfield*	WR
97	Isaiah Neal	DL
21	Che Nwabuko	WR
5(D)	Phillip O'Brien Jr.**	DB
8(D)	Samuel Okunlola	DL
18	Israel Polk	WR
67	Tai Ray	OL
88	Jake Renda*	TE
3	Daejon Reynolds	WR
56(D)	Brody Riffe	OL
57(D)	Graysen Riffe	OL
19	Jahvante Royal**	DB
90	Ben Sauls**	PK
44	Jimmy Scott	DL
83	Lamar Seymore	WR
80	Thaddeus Shaw	WR
32	Shayne Simon*	LB
47(D)	Caden Smith	WR
78	Branson Taylor**	OL
6(D)	Nate Temple**	DL
81	Peter Vardzel	WR
11(D)	Christian Veilleux	QB
39(D)	Devin Whitlock	WR
55(D)	BJ Williams	OL
30(D)	Caleb Williams	RB
14	Marquis Williams****	DB
9(D)	A.J. Woods****	DB
19(D)	Nate Yarnell	QB
46	Zach Zollers	DL
68	Blake Zubovic***	OL

* denotes letters earned

(D) denotes duplicate number

PAT NARDUZZI: CHRIS BICKELL '97 HEAD FOOTBALL COACH



PERSONAL INFORMATION

Born: April 22, 1966

Hometown: Youngstown, Ohio

Alma Mater: Rhode Island, 1990

Family: Narduzzi and his wife, Donna, have four children: Arianna, Christina, Patrick and Isabella.

COLLEGE PLAYING EXPERIENCE

Rhode Island, three-year starter at linebacker (1987-89).

Youngstown State, starter at linebacker (1985).

COACHING EXPERIENCE

Miami (Ohio), 1990-91, graduate assistant; 1992, wide receivers.

Rhode Island, 1993-97, linebackers; 1998-99, defensive coordinator.

Northern Illinois, 2000-02, linebackers.

Miami (Ohio), 2003, defensive coordinator.

Cincinnati, 2004-06, defensive coordinator.

Michigan State, 2007-14, defensive coordinator; 2013-14, assistant head coach.

Pitt, 2015-present, head coach.

NARDUZZI YEAR-BY-YEAR AT PITT

Year	W-L	ACC	Bowl
2015	8-5	6-2	Military
2016	8-5	5-3	Pinstripe
2017	5-7	3-5	
2018	7-7	6-2*	Sun
2019	8-5	4-4	Quick Lane (W)
2020	6-5	5-5	
2021	11-3	7-1**	Peach
2022	9-4	5-3	Sun (W)
2023	1-0	0-0	
Total	63-41	41-25	

* Coastal Division champions

**ACC champions

✓ The 2023 season marks Pat Narduzzi's ninth as Pitt's Chris Bickell '97 Head Football Coach. During his tenure, Narduzzi has led the Panthers to an ACC championship (2021) and two ACC Coastal Division titles (2018 and 2021).

✓ Narduzzi has compiled a 63-41 overall record. His 63 victories rank second all-time at Pitt, trailing only the legendary Jock Sutherland, who compiled 111 wins from 1924-38.

✓ Since 2015, Narduzzi has directed Pitt to 41 victories in ACC play, the second-highest win total during that span. The Panthers trail only Clemson (60).

✓ Narduzzi directed the Panthers to a combined 20 wins over the past two seasons (2021-22). Pitt last achieved 20 wins over a two-year span in 1981-82.

✓ In 2022, Pitt finished 9-4, including a stirring 37-35 win over nationally ranked UCLA in the Sun Bowl. Pitt was one of the nation's hottest teams at season's end, closing with five consecutive wins by an average margin of 14 points.

✓ Pitt finished 2022 in the national Top 25 for the second consecutive season, placing No. 22 in both major polls. It marked the first time since 1979-83 that Pitt earned Top 25 finishes in back-to-back years.

✓ In 2021, Narduzzi led Pitt to one of the most accomplished seasons in school history. The Panthers' stormed to 11 victories—their most since 1981—and claimed their first outright conference title with a 45-21 triumph over Wake Forest in the ACC Championship Game.

✓ Pitt earned a No. 13 ranking in the final 2021 polls, its highest finish since 1982. Pitt placed No. 12 in the final College Football Playoff ratings, their highest ever.

✓ Narduzzi has coached nine first team All-Americans at Pitt. In 2022, defensive tackle Calijah Kancey earned unanimous All-America status, the Panthers' first unanimous pick since defensive tackle Aaron Donald in 2013.

✓ Over the past three seasons (2020-22), Pitt ranks third nationally (first in the ACC) with four consensus All-Americans. In addition to Kancey, wide receiver Jordan Addison (2021) and defensive ends Patrick Jones II (2020) and Rashad Weaver (2020) were consensus picks.

✓ In 2021, quarterback Kenny Pickett won the Johnny Unitas Golden Arm Award (nation's top upperclassman quarterback) and was a Heisman Trophy finalist, wide receiver Jordan Addison won the Biletnikoff Award (nation's outstanding receiver) and specialist Cal Adomitis earned the Patrick Mannelly Award (nation's top long snapper).

✓ Under Narduzzi's watch, Pitt continues to produce high-level NFL prospects. Over the past three drafts (2021-23), the Panthers' 14 picks are the most of any ACC program. (Clemson is second with 13.)

✓ Six Pitt products—defensive tackle Calijah Kancey, offensive tackle Carter Warren, running back Israel Abanikanda, linebacker SirVocea Dennis and safeties Erick Hallett II and Brandon Hill—were selected in the 2023 NFL Draft, the most in the ACC (tied with Clemson) and fifth most nationally.

✓ Kancey was drafted in the first round by the Tampa Bay Buccaneers, marking the second consecutive year Pitt produced a first-round pick. In the 2022 draft, quarterback Kenny Pickett was a first-round selection of the Pittsburgh Steelers—the first Pitt QB to be picked in the opening round since Dan Marino in 1983.

✓ Narduzzi's Panthers have a well-earned reputation as a dangerous opponent for highly ranked foes. In 2019, Pitt scored a 35-34 triumph over UCF, which visited Heinz Field riding a 27-game non-bowl winning streak. The winning touchdown—a gadget-play pass caught by quarterback Kenny Pickett—has been immortalized as the "Pitt Special."

✓ In 2017, Pitt closed the season with a 24-14 victory over No. 2 Miami, which entered the game undefeated and on the cusp of the College Football Playoff.

✓ In 2016, the Panthers defeated two teams that finished in the top 5 of the final CFP rankings. Pitt gave No. 2 Clemson—that year's national champion—its only loss (43-42) and kept No. 5 Penn State out of the playoff field by defeating the Nittany Lions, 42-39.

✓ Pitt has also thrived off the field under Narduzzi's watch. During the 2021-22 academic year, Pitt led all college football programs in community service hours per Helper Helper.

NATIONAL AWARD WINNERS UNDER NARDUZZI AT PITT

Defensive End **Deslin Alexandre**,
2022 Jason Witten Collegiate Man of the Year
2022 Coach Wooden Citizen Cup

Wide Receiver **Jordan Addison**,
2021 Biletnikoff Award

Quarterback **Kenny Pickett**,
2021 Johnny Unitas Golden Arm Award

Long Snapper **Cal Adomitis**,
2021 Patrick Mannelly Award

Wide Receiver **Tre Tipton**
2021 Disney Spirit Award

Center **Jimmy Morrissey**,
2020 Burlsworth Trophy

Running Back **James Conner**
2016 Disney Spirit Award

FIRST TEAM ALL-AMERICANS UNDER NARDUZZI AT PITT

Defensive Tackle **Calijah Kancey**, 2022
(Unanimous)

All-Purpose **Israel Abanikanda**, 2022

Wide Receiver **Jordan Addison**, 2021
(Consensus)

Quarterback **Kenny Pickett**, 2021

Long Snapper **Cal Adomitis**, 2021

Defensive End **Patrick Jones II**, 2020
(Consensus)

Defensive End **Rashad Weaver**, 2020
(Consensus)

Returner **Quadree Henderson**, 2016
(Consensus)

Guard **Dorian Johnson**, 2016

ACC AWARD WINNERS UNDER NARDUZZI AT PITT

ACC Defensive Player of the Year
Defensive Tackle **Calijah Kancey**, 2022

ACC Overall & Offensive Player of the Year
Quarterback **Kenny Pickett**, 2021

Brian Piccolo Award
Running Back **James Conner**, 2016

ACC Overall & Defensive Rookie of the Year (Media)
Safety **Jordan Whitehead**, 2015

ACC Offensive Rookie of the Year (Media)
Running Back **Qadree Ollison**, 2015

ACC Co-Rookies of the Year (Coaches)
Running Back **Qadree Ollison** and Safety
Jordan Whitehead, 2015

✓ During Narduzzi's tenure, Pitt has two recipients of the Disney Spirit Award, presented to the most inspirational figure in college football: James Conner (2016) and Tre Tipton (2021). Additionally, Deslin Alexandre was honored as the Jason Witten Collegiate Man of the Year and the male collegiate recipient of the Coach Wooden Citizenship Cup for 2022.

✓ In 2020, Pitt earned an NCAA Public Recognition Award for achieving an Academic Progress Rate (APR) score that ranked in the top 10% of all football programs. The Panthers' multi-year 988 APR set a Pitt football program record and was 24 points higher than the national average.

✓ Narduzzi arrived at Pitt following eight highly successful years as the defensive coordinator at Michigan State under Mark Dantonio. The Spartans were the only team to rank in the nation's top 10 in total defense and rushing defense each season from 2011-14.

✓ Michigan State boasted the nation's top rushing defense in 2014, yielding just 88.5 yards per game. The Spartans finished with a No. 5 national ranking and 11-2 record following a 42-41 victory over Baylor in the Cotton Bowl.

✓ In 2013, Michigan State finished No. 3 in the country following a Big Ten title and 24-20 victory over No. 5 Stanford in the Rose Bowl. Narduzzi was named the 2013 recipient of the prestigious Broyles Award, annually presented to the country's top assistant coach.

✓ Narduzzi tutored an impressive list of decorated defensive players at Michigan State, including first team All-Americans in cornerback Darqueze Dennard, safety Kurtis Drummond, linebacker Greg Jones and defensive tackle Jerel Worthy.

✓ Dennard was a unanimous All-American in 2013, becoming the first Michigan State cornerback to earn that distinction. He also was the school's first winner of the Jim Thorpe Award, given annually to college football's top defensive back.

✓ Dennard was a first-round NFL Draft pick of the Cincinnati Bengals in 2014, the first Spartans defensive back taken in the initial round since 1961. In the 2015 draft, another Narduzzi pupil, Michigan State cornerback Trae Waynes, was a first-round pick of the Minnesota Vikings.

✓ Prior to Michigan State, Narduzzi spent three years (2004-06) as defensive coordinator under Dantonio at Cincinnati, helping the Bearcats to a pair of bowl invitations.

✓ In 2003, Narduzzi was the defensive coordinator at Miami of Ohio under the late Terry Hoepfner. The RedHawks stormed to a 13-1 record that season, capturing the Mid-American Conference (MAC) championship and defeating nationally ranked Louisville in the GMAC Bowl to finish No. 10 in the Associated Press poll.

✓ While quarterback Ben Roethlisberger headlined Miami's offense, Narduzzi's stout unit topped the MAC in rushing defense (19th nationally), scoring defense (22nd nationally) and pass efficiency defense (34th nationally).

✓ Narduzzi served as linebackers coach at Northern Illinois for three seasons (2000-02). NIU won a pair of MAC divisional titles during his tenure and in 2002 had the league's top rushing defense.

✓ From 1993-99, Narduzzi coached at his alma mater, Rhode Island, serving as the Rams' defensive coordinator his final two seasons. He began his coaching career at Miami of Ohio, working as a graduate assistant in 1990 and 1991, before earning his first full-time position as receivers coach for the 1992 season.

✓ Narduzzi was an All-Ohio performer at Youngstown's Ursuline High School, leading the Irish to the Steel Valley championship and state playoffs as a senior in 1984.

✓ Narduzzi was a starting linebacker under his father, the late Bill Narduzzi, as a freshman at Youngstown State in 1985 before transferring to Rhode Island, where he became a three-year starter for the Rams from 1987-89.

✓ Bill Narduzzi was head coach at YSU from 1975-85. He led the Penguins to two NCAA Division II playoff appearances, including the national championship game in 1979, and twice was named the Ohio Valley Conference Coach of the Year. One of Bill's first coaching posts was as a freshman line coach at Pitt in 1962.

SERIES NOTES

Pitt and Cincinnati renew ties for the first time in 11 years...the Panthers and Bearcats were annual foes from 2005-12 when both schools were members of the Big East Conference...Pitt leads the overall series, 8-4...the Panthers won the initial seven games of the series, but enter the 2023 encounter having lost four of the past five...Pitt is 5-2 against the Bearcats in Pittsburgh and 3-2 on the road...the last game was a 34-10 Cincinnati win played on Sept. 6, 2012 at Nippert Stadium...the last time the two teams met in Pittsburgh, the Bearcats overcame a 10-point deficit to score a 26-23 win on Nov. 5, 2011...that victory helped Cincinnati claim a share of the 2011 Big East title...Pitt fell to the Bearcats in 2008 (28-21) and 2009 (45-44) with both games impacting the Big East's BCS berth...propelled by those victories, Cincinnati went on to win the Big East championship and play in the 2009 Orange Bowl and 2010 Sugar Bowl...the Panthers' last win in the series came on Dec. 4, 2010, a 28-10 decision in Nippert Stadium that secured a share of the Big East title for Pitt...but due to tiebreakers, the Panthers went to a non-BCS postseason destination in Birmingham's BBVA Compass Bowl.

SERIES GAME-BY-GAME

PITT LEADS SERIES, 8-4

Date	H/A	PITT	CIN
Oct. 15, 1921	H	21	14
Sept. 30, 1922	A	37	0
Oct. 13, 1979	H	35	0
Sept. 19, 1981	H	38	7
Oct. 8, 2005	H	38	20
Sept. 8, 2006	A	33	15
Oct. 20, 2007	H	24	17
Nov. 22, 2008	A	21	28
Dec. 5, 2009	H	44	45
Dec. 4, 2010	A	28	10
Nov. 5, 2011	H	23	26
Sept. 6, 2012	A	10	34

Games won by Pitt in **bold**

THE LAST TIME: CINCINNATI 34 PITT 10

Sept. 6, 2012 • Nippert Stadium • 33,562

George Winn ran for two touchdowns, including a 58-yarder on Cincinnati's first play of the game, to help the host Bearcats race past Pitt in the Big East opener for both teams...Cincinnati quarterback Munchie Legaux threw for 205 yards and rushed for a game-high 117...Pitt fell into an early 14-0 hole and trailed 17-0 at halftime...the Panthers twice came up empty inside the Bearcats' 10 in the second quarter...Ray Graham had a six-yard TD wiped out due to a holding penalty and three plays later the drive ended with an INT in the end zone...then with five seconds left in the first half and Pitt at the Cincinnati 2, the Panthers took too much time while trying to throw one final pass into the end zone, resulting in the quarter expiring and Pitt failing to score any points...Graham had 103 yards on 19 carries, his first 100-yard effort since October 2011...Cincinnati (1-0) beat Pitt for the fourth time in the past five meetings...Pitt dropped to 0-2 overall for the first time since 2005 and lost its Big East opener for the first time since 2007.

PITT	0	0	3	7	10
CINCINNATI	14	3	7	10	34

First Quarter

UC — Winn 58-yard run (Miliano kick) 13:36
UC — Abernathy 15-yard pass from Legaux (Miliano kick) 10:04

Second Quarter

UC — Miliano 39-yard field goal 2:51

Third Quarter

PITT — Harper 37-yard field goal 7:00
UC — Winn 9-yard run (Miliano kick) 6:05

Fourth Quarter

UC — Abernathy 12-yard pass from Legaux (Miliano kick) 13:54
UC — Miliano 46-yard field goal 3:55
PITT — Carswell 9-yard pass from Sunseri (Harper kick) 0:34

Team Stats	PITT	UC
First Downs	23	19
Rushes-Yards	42-137	31-259
Comp-Att-Int	24-37-1	14-28-0
Passing Yards	278	205
Total Yards	415	464
Punt Returns-Yards	3-33	4-55
Kick Returns-Yards	3-80	2-46
Interceptions-Yards	0-0	1-0
Fumbles-Lost	1-1	0-0
Punts-Average	7-45.3	5-43.2
Penalties-Yards	8-62	7-52
Third Down Conv.	7-18	6-13
Fourth Down Conv.	2-2	0-0
Sacks By-Yards	1-12	6-42
Possession Time	36:12	23:48

Rushing

PITT — R. Graham 19-103; Shell 8-31; Bennett 5-24; Saddler 2-10; Sunseri 8-(-31).
UC — Legaux 6-117; Winn 11-95, 2 TD; Poteat 8-25; Abernathy 5-20; Kay 1-2.

Passing

PITT — Sunseri 24-37-1, 278 yards, 1 TD.
UC — Legaux 14-28-0, 205 yards, 2 TD.

Receiving

PITT — Shanahan 5-59; Street 5-54; R. Graham 4-51; Bennett 4-42; Carswell 2-29, 1 TD; Brinson 2-24; Saddler 1-11; H. Graham 1-8.
UC — Abernathy 4-71, 2 TD; McClung 3-21; Thompkins 2-48; Kelce 2-42; Miligan 2-16; Chisum 1-7.

TEAM NOTES

HOT STREAK:

- ✓ Pitt has won six consecutive games dating back to last season, its longest winning streak since also winning six straight in 2009.
- ✓ The Panthers won their last five games to close 2022—including a Sun Bowl victory over No. 18 UCLA—and extended their winning streak with a 45-7 win over Wofford in the 2023 opener.
- ✓ Pitt's last seven-game winning streak bridged the 2001-02 seasons. The Panthers have not won eight straight since the 1981-82 campaigns.

SEEKING ANOTHER WINNER:

- ✓ Pitt finished the 2022 season with a 9-4 record, including a 37-35 victory over nationally ranked UCLA in the Sun Bowl.
- ✓ Over the 2021-22 seasons, the Panthers have won a combined 20 games. Pitt last achieved 20 wins over a two-year span during the "Dan Marino era" in 1981-82.
- ✓ Pitt's 20 wins over the last two seasons ranked second in the ACC (Clemson, 21) and tied for eighth nationally.

POLL POSITION:

- ✓ Pitt received votes in both 2023 preseason polls, initially placing 30th in the AFCA poll and 32nd in the AP.
- ✓ On the strength of a five-game winning streak and Sun Bowl victory over No. 18 UCLA, Pitt finished in the national Top 25 for a second consecutive season in 2022.
- ✓ The Panthers finished No. 22 in both the Associated Press and USA TODAY AFCA coaches polls. It marked the first time since 1979-83 that Pitt earned Top 25 finishes in consecutive years.
- ✓ The Panthers concluded the 2021 season No. 13 in the AP and coaches polls, their highest final ranking since 1982.

ACC EXCELLENCE:

- ✓ Since taking over as Pitt's head coach in 2015, Pat Narduzzi has directed the Panthers to 41 victories in ACC play, the second-highest win total during that span. The Panthers trail only Clemson (60).
- ✓ Pitt's 2021 ACC championship marked the first outright conference title in program history. Pitt twice shared the Big East championship (2004 and 2010).

ACC RECORDS: 2015-PRESENT (RESULTS AS OF SEPT. 2)

Team	Won	Lost
Clemson	60	5
PITT	41	25
Miami	40	25
North Carolina	35	31
NC State	35	31
Virginia Tech	34	31
Florida State	32	32
Louisville	33	34
Wake Forest	28	35
Virginia	26	38
Georgia Tech	25	41
Boston College	23	43
Syracuse	21	45
Duke	20	46

BLUE AND GOLD RALLY CAPS:

- ✓ Since 2002, Pitt has won 39 games with second-half comebacks. Fourteen of those rallies occurred during Pat Narduzzi's tenure (since 2015).
- ✓ Pitt had two fourth-quarter comebacks that served as bookends to the 2022 season.
- ✓ In the season opener, the Panthers rallied from a 31-24 deficit in the final period to defeat West Virginia, 38-31.
- ✓ Pitt twice came from behind against UCLA in the Sun Bowl—trailing 28-14 in the third quarter and then 35-34 with 34 seconds left—to claim a 37-35 victory.

PITT SECOND-HALF COMEBACKS (SINCE 2002)

Date	Opponent	Deficit (Qtr.)	Result
9/14/02	@UAB	20-17 (3rd)	W, 26-20
10/26/02	Boston College	16-13 (4th)	W, 19-16 (OT)
11/2/02	@Virginia Tech	21-7 (3rd)	W, 28-21
11/9/02	Temple	19-14 (3rd)	W, 29-22
9/27/03	@Texas A&M	13-9 (3rd)	W, 37-26
11/1/03	@Boston College	13-10 (4th)	W, 24-13
11/8/03	Virginia Tech	28-24 (4th)	W, 31-28
9/25/04	Furman	31-14 (3rd)/38-24 (4th)	W, 41-38 (OT)
10/9/04	@Temple	16-6 (4th)	W, 27-22
11/13/04	@Notre Dame	35-31 (4th)	W, 41-38
11/25/04	West Virginia	10-6 (3rd)/13-9 (4th)	W, 16-13
10/20/07	Cincinnati	17-10 (3rd)	W, 24-17
12/1/07	@West Virginia	7-3 (3rd)	W, 13-9
9/20/08	Iowa	17-14 (4th)	W, 21-20
9/27/08	@Syracuse	24-13 (3rd)	W, 34-24
10/2/08	@USF	21-20 (4th)	W, 26-21
11/1/08	@Notre Dame	17-3 (3rd)/24-17 (4th)	W, 36-33 (4OT)
11/28/08	West Virginia	12-7 (3rd)/15-7 (4th)	W, 19-15
10/2/09	@Louisville	10-7 (3rd)	W, 35-10
10/10/09	Connecticut	21-6 (3rd)	W, 24-21
12/26/09	North Carolina*	17-16 (4th)	W, 19-17
11/9/13	Notre Dame	21-14 (3rd)	W, 28-21
11/23/13	@Syracuse	16-10 (3rd)	W, 17-16
12/26/13	Bowling Green#	20-17 (3rd)	W, 30-27
9/13/14	@FIU	16-14 (3rd)	W, 42-25
10/24/15	@Syracuse	17-13 (4th)	W, 23-20
10/8/16	Georgia Tech	34-27 (4th)	W, 37-34
11/12/16	@Clemson	42-34 (4th)	W, 43-42
10/21/17	@Duke	17-7 (3rd)/17-14 (4th)	W, 24-17
10/6/18	Syracuse	31-27 (3rd)/34-27 (4th)	W, 44-37 (OT)
10/27/18	Duke	28-17 (3rd)/42-35 (4th)	W, 54-45
11/2/18	@Virginia	10-7 (3rd)	W, 23-13
11/17/18	@Wake Forest	10-6 (3rd)	W, 34-13
9/21/19	UCF	31-21 (3rd)/34-28 (4th)	W, 35-34
9/28/19	Delaware	14-10 (4th)	W, 17-14
10/5/19	@Duke	30-26 (4th)	W, 33-30
12/26/19	vs. Eastern Michigan%	30-27 (4th)	W, 34-30
9/1/22	West Virginia	31-24 (4th)	W, 38-31
12/30/22	UCLA+	28-14 (3rd)/35-34 (4th)	W, 37-35

Entries in **bold** denote Pat Narduzzi-coached teams.

* Meineke Car Care Bowl (Charlotte, N.C.)

Little Caesars Pizza Bowl (Detroit, Mich.)

% Quick Lane Bowl (Detroit, Mich.)

+ Sun Bowl (El Paso, Texas)

YOUR 2023 PITT CAPTAINS:

- ✓ Pitt head football coach Pat Narduzzi named three senior team captains for the 2023 season: defensive tackle David Green, offensive tackle Matt Goncalves and linebacker Shayne Simon.
- ✓ The three players were selected by a vote of their teammates at the conclusion of August training camp.

WALK-ON REWARDS:

- ✓ At the conclusion of August training camp, Coach Pat Narduzzi rewarded three walk-ons with scholarships for the 2023 season: sophomore punter Caleb Junko, sophomore linebacker Nick Lapi and junior wide receiver Jake McConnachie.

ALL-TIME COACHING WINS:

- ✓ In his ninth season as Pitt's head coach, Pat Narduzzi has fashioned a 63-41 overall record.
- ✓ His 63 victories rank second all-time at Pitt, trailing only the legendary Jock Sutherland, who compiled 111 wins from 1924-38.
- ✓ Narduzzi's winning percentage (.606) is the highest for a Pitt head football coach since Jackie Sherrill (.842 from 1977-81).

PITT FOOTBALL HEAD COACHES: MOST WINS

No.	Name (Years)	Record	Pct.
1.	Jock Sutherland (1924-38)	111-20-12	.818
2.	Pat Narduzzi (2015-present)	63-41	.606
3.	Glenn "Pop" Warner (1915-23)	60-12-4	.816
4.	John Michelosen (1955-65)	56-49-7	.531
5.	Walt Harris (1997-2004)	52-44-0	.542
6.	Jackie Sherrill (1977-81)	50-9-1	.842

PITT FOOTBALL HEAD COACHES: TOP WINNING PERCENTAGES

No.	Name (Years)	Record	Pct.
1.	Jackie Sherrill (1977-81)	50-9-1	.842
2.	Jock Sutherland (1924-38)	111-20-12	.818
3.	Glenn "Pop" Warner (1915-23)	60-12-4	.816
4.	Joseph Thompson (1909-12)	22-11-2	.657
5.	Pat Narduzzi (2015-present)	63-41	.606
6.	Mike Gottfried (1986-89)	26-17-2	.600

TOP 25 VICTORIES:

- ✓ Under Pat Narduzzi, Pitt has defeated at least one Top 25 team in seven consecutive seasons.
- ✓ The Panthers' most recent victory over a nationally ranked foe occurred in the 2022 Sun Bowl when they defeated No. 18 UCLA, 37-35.

PITT WINS OVER TOP 25 TEAMS: 2016-22

Date	Opponent (AP/Coaches Rank)	Result
11/12/16	@Clemson (3/2)	W, 43-42
11/24/17	Miami (2/2)	W, 24-14
11/2/18	@Virginia (23/22)	W, 23-13
9/21/19	UCF (15/16)	W, 35-34
9/26/20	Louisville (24/RV)	W, 23-20
10/23/21	Clemson (RV/24)	W, 27-17
12/4/21	vs. Wake Forest* (18/18)	W, 45-21
11/5/22	Syracuse (22/22)	W, 19-9
12/30/22	vs. UCLA# (18/18)	W, 37-35

* ACC Championship Game (Charlotte, N.C.)

Sun Bowl (El Paso, Texas)

BIG ACC WINS:

- ✓ Pitt closed the 2022 regular season with an undefeated month of November (4-0), including lopsided road victories at Virginia (37-7) and Miami (42-16).

PITT LARGEST ACC VICTORY MARGINS

No.	Date	Opponent	Result	Margin
1.	11/19/16	Duke	W, 56-14	42 points
2.	11/21/20	Virginia Tech	W, 47-14	33 points
3.	10/2/21	@Georgia Tech	W, 52-21	31 points
4.	11/10/18	Virginia Tech	W, 52-22	30 points
	11/12/22	@Virginia	W, 37-7	30 points
6.	11/26/22	@Miami	W, 42-16	26 points
7.	11/6/21	@Duke	W, 54-29	25 points
8.	11/7/20	@Florida State	W, 41-17	24 points
	12/4/21	vs. Wake Forest*	W, 45-21	24 points
10.	11/22/14	Syracuse	W, 30-7	23 points

* ACC Championship Game (Charlotte, N.C.)

134 YEARS OF PITT FOOTBALL:

- ✓ The 2023 campaign marks the 134th football season at the University of Pittsburgh. The Panthers, who played their inaugural season in 1890, have a 759-551-42 all-time record (.577).
- ✓ The program's rich legacy includes 99 first team All-Americans, 55 consensus All-Americans, 24 College Football Hall of Famers, 10 Pro Football Hall of Famers and nine national titles.

ALL-AMERICA TRADITION:

- ✓ The pantheon of all-time Pitt football greats grew larger last season as defensive tackle Calijah Kancey earned the historic distinction of "Unanimous All-American."
- ✓ Kancey was named a first team All-American by each of the five NCAA-recognized selectors: American Football Coaches Association, Associated Press, Football Writers Association of America, Sporting News and Walter Camp Football Foundation.
- ✓ Kancey became Pitt's first unanimous All-American since defensive tackle Aaron Donald in 2013. Pitt players have earned unanimous status 15 total times (13 players).
- ✓ Pitt now has 55 all-time consensus All-Americans to rank eighth among the 133 Football Bowl Subdivision (FBS) schools and first in the Atlantic Coast Conference.

PITT GAME NOTES AND ANECDOTES



ALL-TIME CONSENSUS ALL-AMERICANS

No.	School	Total
1.	Notre Dame	108
2.	Ohio State	92
3.	Michigan	87
4.	Alabama	84
	USC	84
6.	Oklahoma	82
7.	Texas	62
8.	PITT	55
9.	Nebraska	54
10.	Florida State	45

ACC POYS:

- ✓ In addition to All-America accolades, tackle Calijah Kancey was selected the ACC's 2022 Defensive Player of the Year.
- ✓ Kancey is the second Pitt player to win the ACC's top defensive honor. DT Aaron Donald was the Panthers' initial honoree in 2013.
- ✓ Six total Panthers have won an ACC Player or Rookie of the Year award during Pitt's first 10 seasons in the conference.

PITT ALL-TIME ACC PLAYER OF THE YEAR WINNERS

Year	Name (Pos.)	Award
2013	Aaron Donald (DT)	Defensive Player of the Year
2014	James Conner (RB)	Overall Player of the Year
2014	James Conner (RB)	Offensive Player of the Year
2015	Jordan Whitehead (S)	Co-Rookies of the Year
2015	Qadree Ollison (RB)	
2015	Qadree Ollison (RB)	Offensive Rookie of the Year
2015	Jordan Whitehead (S)	Defensive Rookie of the Year
2021	Kenny Pickett (QB)	Overall Player of the Year
2021	Kenny Pickett (QB)	Offensive Player of the Year
2022	Calijah Kancey (DT)	Defensive Player of the Year

FROM PITT TO CANTON:

- ✓ Pitt's pipeline to Canton continued this year as cornerback Darrelle Revis, who starred for the Panthers from 2004-06, was elected to the Pro Football Hall of Fame. Revis is the 10th former Panther to receive enshrinement.
- ✓ Pitt's 10 Pro Football Hall of Famers rank fourth among all colleges.

MOST PRO FOOTBALL HALL OF FAMERS

No.	School	Total
1.	Notre Dame	14
	Southern California	14
3.	Michigan	11
4.	PITT	10
	Ohio State	10
6.	Miami	9
7.	Alabama	8
	Syracuse	8
9.	Minnesota	7
10.	Illinois	6

PITT PRO FOOTBALL HALL OF FAME INDUCTEES

Name (Pos.)	HOF Class Year
Joe Schmidt (LB)	1973
Mike Ditka (TE)	1988
Tony Dorsett (RB)	1994
Dan Marino (QB)	2005
Russ Grimm (OL)	2010
Rickey Jackson (LB)	2010
Chris Doleman (DE/LB)	2012
Curtis Martin (RB)	2012
Jimbo Covert (OL)	2020
Darrelle Revis (CB)	2023

OFFENSIVE NOTES

WELCOME HOME, PHIL:

- ✓ Phil Jurkovec, one of the most prolific passers in Western Pennsylvania high school history, signed with Pitt as a December graduate transfer and is playing his final collegiate season in his hometown.
- ✓ In his Pitt debut against Wofford (Sept. 2), Jurkovec threw for 214 yards and a touchdown on 17-of-23 passing, while rushing for 41 yards and a score on seven attempts.
- ✓ A product of nearby Pine-Richland High School, Jurkovec threw for 8,202 yards and 71 touchdowns during his prep career. His 11,144 total yards ranked second in WPIAL history.
- ✓ In three seasons at Boston College (2020-22), he threw for 5,184 yards on 59% passing (404 of 679) with 35 touchdowns and 17 interceptions. He also rushed for nine TDs.
- ✓ His most productive season came in 2020, when in 10 starting assignments he threw for 2,558 yards on 61% passing (205 of 336) with 17 TDs and five INTs.
- ✓ Jurkovec is reunited at Pitt with his former offensive coordinator, Frank Cignetti Jr., who worked at Boston College over the 2020-21 seasons before joining Pat Narduzzi's Pitt staff in 2022.

EXPERIENCE UP FRONT:

- ✓ Pitt owns a combined 89 starts among its offensive linemen.
- ✓ Jake Kradel, who has made starts at center and guard for Pitt, leads the offensive front with 39 career starting assignments.

PITT OFFENSIVE LINEMEN WITH STARTING EXPERIENCE

Name (Pos.)	2023 GP/GS	Career GP/GS
Jake Kradel (OC/OG)	1/1	44/39
Matt Goncalves (OT)	1/1	36/22
Blake Zubovic (OG)	1/1	34/16
Branson Taylor (OT)	1/1	29/5
Jason Collier Jr. (OG)	1/1	25/1
Ryan Jacoby* (OG)	0/0	16/6

* Jacoby will miss 2023 season due to injury

PITT GAME NOTES AND ANECDOTES



PITT NCAA STAT CHAMPIONS:

- ✓ In his final collegiate season, Israel Abanikanda finished as the NCAA statistical champion in scoring (11.6 points per game).
- ✓ Per the NCAA FBS Record Book, Pitt now boasts 12 all-time NCAA individual statistical titles.

PITT'S ALL-TIME NCAA STATISTICAL CHAMPIONS

Year	Name	Category	Avg.
1944	Paul Rickards	Passing*	997 yards
1965	Eric Crabtree	Kick Returns*	636 yards
1976	Tony Dorsett	Rushing Yards	177.1 avg.
1976	Tony Dorsett	All-Purpose Yards	183.7 avg.
1976	Tony Dorsett	Scoring	12.2 avg.
2000	Antonio Bryant	Receiving Yards	130.2 avg.
2003	Larry Fitzgerald	Receiving Yards	128.6 avg.
2006	Clint Session	Fumbles Forced	0.42 avg. (tied)
2007	Scott McKillop	Tackles	12.6 avg.
2013	Aaron Donald	Tackles for Loss	2.2 avg.
2019	Maurice Ffrench	Receptions	8.7 avg.
2022	Israel Abanikanda	Scoring	11.6 avg.

* NCAA Statistical Champion determined by total yards for that season

ISN'T IT GRAND:

- ✓ Charged with bringing balance to Pitt's 2022 attack, offensive coordinator Frank Cignetti Jr. delivered by producing a 1,000-yard rusher and 1,000-yard receiver.
- ✓ It marked only the fourth time in program history Pitt accomplished that pairing in the same season.
- ✓ Israel Abanikanda rushed for 1,431 yards, while Jared Wayne compiled 1,063 receiving yards.
- ✓ Prior to 2022, the Panthers' last 1,000-yard rusher and receiver combination was running back James Conner and wideout Tyler Boyd in 2014.
- ✓ Cignetti also was Pitt's offensive coordinator in 2009 when Dion Lewis (1,799 rushing yards) and Jon Baldwin (1,111 receiving yards) each achieved the grand milestone.

PITT ALL-TIME 1,000-YARD RUSHER/RECEIVER DUOS

Year	Name (Pos.)	Yards
2000	RB Kevan Barlow	1,167 rushing
	WR Antonio Bryant	1,457 receiving
2009	RB Dion Lewis	1,799 rushing
	WR Jon Baldwin	1,111 receiving
2014	RB James Conner	1,765 rushing
	WR Tyler Boyd	1,261 receiving
2022	RB Israel Abanikanda	1,431 rushing
	WR Jared Wayne	1,063 receiving

1,000-YARD RUSHERS UNDER NARDUZZI:

- ✓ Israel Abanikanda last season became the Panthers' first 1,000-yard rusher since 2018, when Qadree Ollison (1,213) and Darrin Hall (1,144) both reached the milestone.
- ✓ Since taking over as head coach at Pitt for the 2015 season, Pat Narduzzi has had five 1,000-yard rushing efforts under his watch.

PITT 1,000-YARD RUSHERS UNDER PAT NARDUZZI

Year	Name	Att.	Yards	Avg.	TD
2015	Qadree Ollison	212	1,121	5.3	11
2016	James Conner	216	1,092	5.1	16
2018	Qadree Ollison	194	1,213	6.3	11
2018	Darrin Hall	153	1,144	7.5	10
2022	Israel Abanikanda	239	1,431	6.0	20

RUSH HOUR:

- ✓ Under Pat Narduzzi, Pitt has rushed for at least 200 yards on 34 occasions. Pitt is 28-6 in those contests (1-0 this year).
- ✓ During that span, the Panthers have eight games with at least 300 rushing yards and are 8-0 in those outings. Pitt is 2-0 when reaching the 400-yard rushing milestone under Narduzzi.

PITT 200-YARD RUSHING GAMES UNDER PAT NARDUZZI

Date	Opponent	Att.	Yds.	Avg.	Result
9/5/15	Youngstown State	43	325	7.6	W, 45-37
10/17/15	@Georgia Tech	43	200	4.7	W, 31-28
11/14/15	@Duke	58	268	4.6	W, 31-13
11/21/15	Louisville	45	244	5.4	W, 45-34
9/10/16	Penn State	56	341	6.1	W, 42-39
9/17/16	@Oklahoma State	54	290	5.4	L, 38-45
9/24/16	@North Carolina	55	281	5.1	L, 36-37
10/1/16	Marshall	41	252	6.1	W, 43-27
10/8/16	Georgia Tech	42	215	5.1	W, 37-34
10/15/16	@Virginia	49	209	4.3	W, 45-31
11/19/16	Duke	40	224	5.6	W, 56-14
11/26/16	Syracuse	40	393	9.8	W, 76-61
9/2/17	Youngstown State	53	208	3.9	W, 28-21 (OT)
10/21/17	@Duke	57	336	5.9	W, 24-17
11/9/17	North Carolina	45	267	5.9	L, 31-34
9/1/18	Albany	37	238	6.4	W, 33-7
9/8/18	Penn State	52	245	4.7	L, 6-51
9/22/18	@North Carolina	36	228	6.3	L, 35-38
10/6/18	Syracuse	47	265	5.6	W, 44-37 (OT)
10/27/18	Duke	52	484	9.3	W, 54-45
11/2/18	@Virginia	42	254	6.0	W, 23-13
11/10/18	Virginia Tech	36	492	13.7	W, 52-22
12/31/18	vs. Stanford*	42	208	4.9	L, 13-14
12/10/20	@Georgia Tech	54	317	5.9	W, 34-20
9/4/21	Massachusetts	41	223	5.4	W, 51-7
9/25/21	New Hampshire	49	252	5.1	W, 77-7
10/16/21	@Virginia Tech	44	208	4.7	W, 28-7
11/6/21	@Duke	42	220	5.2	W, 54-29
9/17/22	@W. Michigan	52	238	4.6	W, 34-13
9/24/22	Rhode Island	41	271	6.6	W, 45-24
10/8/22	Virginia Tech	43	326	7.6	W, 45-29
11/26/22	@Miami	35	248	7.1	W, 42-16
12/30/22	vs. UCLA*	46	204	4.4	W, 37-35
9/2/23	Wofford	45	217	4.8	W, 45-7

* Sun Bowl (El Paso, Texas)

PITT GAME NOTES AND ANECDOTES



100-YARD RUSHING GAMES:

- ✓ Israel Abanikanda's nine 100-yard rushing games last season were the most by a Pitt player since Dion Lewis had 10 in 2009.
- ✓ Under Pat Narduzzi, Pitt has produced 42 century rushing performances.
- ✓ Pitt is 28-10 under Narduzzi when it has at least one 100-yard rusher in a game.

100-YARD RUSHERS UNDER PAT NARDUZZI

Date	Player	Opponent	Att.-Yds.-TD
9/5/15	Qadree Ollison	Youngstown State	16-207-1
10/3/15	Qadree Ollison	@Virginia Tech	19-122-1
10/24/15	Qadree Ollison	@Syracuse	23-103-2
11/14/15	Qadree Ollison	@Duke	26-111-1
11/21/15	Qadree Ollison	Louisville	28-152-1
11/27/15	Darrin Hall	Miami	12-103-1
9/10/16	James Conner	Penn State	22-117-1
9/17/16	James Conner	@Oklahoma State	24-111-1
9/24/16	Qadree Henderson	@North Carolina	9-107-0
10/27/16	James Conner	Virginia Tech	19-141-3
11/12/16	James Conner	@Clemson	20-132-1
11/19/16	James Conner	Duke	14-101-2
11/26/16	James Conner	Syracuse	19-115-2
11/26/16	Qadree Henderson	Syracuse	5-103-1
10/21/17	Darrin Hall	@Duke	24-254-3
10/28/17	Darrin Hall	Virginia	25-111-1
11/9/17	Darrin Hall	North Carolina	23-121-4
9/8/18	Qadree Ollison	Penn State	21-119-1
10/6/18	Qadree Ollison	Syracuse	24-192-1
10/6/18	Darrin Hall	Syracuse	17-107-2
10/27/18	Qadree Ollison	Duke	18-149-1
10/27/18	V'Lique Carter	Duke	7-137-2
11/2/18	Darrin Hall	@Virginia	19-229-3
11/10/18	Qadree Ollison	Virginia Tech	16-235-3
11/10/18	Darrin Hall	Virginia Tech	7-186-1
12/31/18	Darrin Hall	vs. Stanford*	16-123-1
9/28/19	Todd Sibley Jr.	Delaware	22-106-0
10/18/19	A.J. Davis	@Syracuse	16-103-1
12/10/20	Vincent Davis	@Georgia Tech	25-247-1
9/25/21	Rodney Hammond Jr.	New Hampshire	17-100-3
10/16/21	Israel Abanikanda	@Virginia Tech	21-140-0
11/20/21	Vincent Davis	Virginia	12-100-0
9/10/22	Israel Abanikanda	Tennessee	25-154-1
9/17/22	Israel Abanikanda	@Western Michigan	31-133-1
9/24/22	Israel Abanikanda	Rhode Island	19-177-4
10/8/22	Israel Abanikanda	Virginia Tech	36-320-6
10/22/22	Israel Abanikanda	@Louisville	28-129-1
10/29/22	Israel Abanikanda	@North Carolina	26-127-3
11/5/22	Rodney Hammond Jr.	Syracuse	28-124-1
11/12/22	Israel Abanikanda	@Virginia	24-121-1
11/19/22	Israel Abanikanda	Duke	17-113-1
11/26/22	Israel Abanikanda	@Miami	15-111-2

Entries in **bold** denote current players

* Sun Bowl (El Paso, Texas)

CENTURY RECEIVING GAMES:

- ✓ During Pat Narduzzi's head coaching tenure, the Panthers have produced a 100-yard receiver 34 times.
- ✓ Pitt is 19-13 under Narduzzi when producing at least one 100-yard receiver in a game.

100-YARD RECEIVERS UNDER PAT NARDUZZI

Date	Player	Opponent	Rec.-Yds.-TD
9/12/15	Tyler Boyd	@Iowa	10-131-1
11/21/15	Tyler Boyd	Louisville	10-103-1
10/1/16	Jester Weah	Marshall	7-176-1
11/5/16	Jester Weah	@Miami	3-115-1
11/12/16	Scott Orndoff	@Clemson	9-128-2
9/30/17	Jester Weah	Rice	5-137-1
10/7/17	Rafael Araujo-Lopes	@Syracuse	7-100-0
10/14/17	Jester Weah	NC State	7-106-1
11/18/17	Jester Weah	@Virginia Tech	4-104-0
11/17/18	Taysir Mack	@Wake Forest	3-105-1
9/7/19	Maurice Ffrench	Ohio	10-138-1
9/14/19	Taysir Mack	@Penn State	12-125-0
9/28/19	Taysir Mack	Delaware	5-124-1
11/14/19	Shocky Jacques-Louis	North Carolina	4-104-1
11/30/19	Jared Wayne	Boston College	6-100-0
12/26/19	Maurice Ffrench	vs. Eastern Michigan*	12-165-1
10/3/20	DJ Turner	NC State	8-186-0
10/17/20	Jordan Addison	@Miami	8-147-0
11/7/20	Jordan Addison	@Florida State	11-127-0
11/21/20	DJ Turner	Virginia Tech	15-184-1
9/11/21	Taysir Mack	@Tennessee	4-100-0
9/18/21	Jordan Addison	Western Michigan	6-124-3
9/18/21	Jared Wayne	Western Michigan	5-100-0
9/25/21	Jordan Addison	New Hampshire	6-179-3
10/2/21	Taysir Mack	@Georgia Tech	5-121-1
10/2/21	Jordan Addison	@Georgia Tech	6-117-1
10/30/21	Jordan Addison	Miami	8-145-0
11/6/21	Jordan Addison	@Duke	7-171-1
11/20/21	Jordan Addison	Virginia	14-202-4
12/4/21	Jordan Addison	vs. Wake Forest**	8-126-0
12/30/21	Jordan Addison	vs. Michigan State#	7-114-0
10/29/22	Jared Wayne	@North Carolina	7-161-0
11/5/22	Jared Wayne	Syracuse	6-102-0
11/26/22	Jared Wayne	@Miami	11-205-3

* Quick Lane Bowl (Detroit, Mich.)

** ACC Championship Game (Charlotte, N.C.)

Chick-fil-A Peach Bowl (Atlanta, Ga.)

THROWING FOR 300:

- ✓ During Pat Narduzzi's tenure, Pitt quarterbacks have thrown for 300 yards on 20 occasions.
- ✓ The graduated Kenny Pickett (2017-21), now of the Pittsburgh Steelers, had 16 career games with more than 300 passing yards, the most in Pitt history. He had a Pitt single-season record eight in 2021.
- ✓ Among Pitt's current crop of quarterbacks, only graduate transfer Phil Jurkovec has a 300-yard passing game to his credit, accomplishing the feat eight times at Boston College over the 2020-22 seasons.

300-YARD PASSING PERFORMANCES UNDER PAT NARDUZZI

No.	Date	Name	Opponent	C-A-I	Yards	TD
1.	10/30/21	Kenny Pickett	Miami	39-55-2	519	3
2.	11/6/21	Kenny Pickett	@Duke	28-43-0	416	3
3.	10/3/20	Kenny Pickett	NC State	22-39-0	411	1
4.	9/30/17	Max Browne	Rice	28-32-0	410	4
5.	11/21/20	Kenny Pickett	Virginia Tech	35-52-1	404	2
6.	9/25/21	Kenny Pickett	New Hampshire	24-28-0	403	5
7.	10/2/21	Kenny Pickett	@Georgia Tech	23-36-0	389	4
8.	9/18/21	Kenny Pickett	Western Michigan	23-31-1	382	6
9.	9/14/19	Kenny Pickett	@Penn State	35-51-0	372	0
10.	12/26/19	Kenny Pickett	vs. Eastern Michigan*	27-39-0	361	3
11.	11/14/19	Kenny Pickett	North Carolina	25-41-0	359	1
12.	11/11/21	Kenny Pickett	North Carolina	25-43-1	346	3
13.	11/20/21	Kenny Pickett	Virginia	26-41-2	340	4
14.	11/30/19	Kenny Pickett	Boston College	30-40-1	323	0
15.	9/7/19	Kenny Pickett	Ohio	26-37-0	321	1
16.	11/17/18	Kenny Pickett	@Wake Forest	23-30-0	316	3
17.	11/12/16	Nathan Peterman	@Clemson	22-37-0	308	5
	9/1/22	Kedon Slovis	West Virginia	16-24-0	308	1
19.	10/1/22	Kedon Slovis	Georgia Tech	26-45-1	305	3
20.	10/23/21	Kenny Pickett	Clemson	25-39-0	302	2

*Quick Lane Bowl (Detroit, Mich.)

HIGHLY OFFENSIVE:

- ✓ Pat Narduzzi's tenure has witnessed five of the top seven most prolific offensive performances in school history.

ALL-TIME PITT TOP TOTAL OFFENSE GAMES

No.	Date	Opponent	Rush	Pass	Total	Result
1.	9/25/21	New Hampshire	252	455	707	W, 77-7
2.	11/10/18	Virginia Tech	492	162	654	W, 52-22
3.	9/9/95	Eastern Michigan	315	333	648	W, 66-30
4.	10/25/97	@Rutgers	175	470	645	W, 55-48 (20T)
5.	11/26/16	Syracuse	393	251	644	W, 76-61
6.	11/7/21	@Duke	220	416	636	W, 54-29
7.	10/27/18	Duke	484	150	634	W, 54-45
8.	9/22/12	Gardner-Webb	229	397	626	W, 55-10
9.	10/15/88	Temple	279	336	615	W, 42-7
10.	10/18/75	@Army	530	80	610	W, 52-20

Entries in **bold** denote Pat Narduzzi-coached teams.

DEFENSIVE NOTES

OFFENSIVE DEFENSE:

- ✓ Pitt ranked third nationally and first in the ACC with five defensive touchdowns last season.
- ✓ It marked the second consecutive year Pitt scored five defensive TDs. In 2021, the Panthers led the ACC and ranked fourth nationally in defensive touchdowns.
- ✓ Pitt led the country in combined defensive touchdowns (10) and pick sixes (eight) over the past two seasons (2021-22).
- ✓ The Panthers' active leaders in defensive touchdowns are cornerbacks M.J. Devonshire and Marquis Williams with two each (all via interception returns).
- ✓ Pitt has scored 21 defensive touchdowns under Pat Narduzzi since the 2015 season. Pitt is 15-5 under Narduzzi when scoring a defensive TD.
- ✓ Pitt has scored 45 defensive TDs since the 2000 season. The Panthers are 37-5 when scoring at least one defensive TD in a game since 2000.

PITT DEFENSIVE TOUCHDOWNS UNDER PAT NARDUZZI

Date	Opponent	Player	Score
11/7/15	Notre Dame	Ejuan Price	32-yard fumble return
11/21/15	Louisville	Avonte Maddox	30-yard interception return
12/28/15	vs. Navy*	Jordan Whitehead	22-yard fumble return
9/17/16	@Okla. State	Matt Galambos	2-yard fumble return
10/1/16	Marshall	Avonte Maddox	33-yard interception return
10/15/16	@Virginia	Jordan Whitehead	59-yard interception return
11/26/16	Syracuse	Dane Jackson	20-yard interception return
9/16/17	Okla. State	Jason Pinnock	Fumble recovery in end zone
10/6/18	Syracuse	Dane Jackson	35-yard fumble return
10/5/19	@Duke	Paris Ford	26-yard interception return
11/7/20	@Florida State	Brandon Hill	50-yard interception return
9/25/21	New Hampshire	Damarri Mathis	35-yard interception return
10/2/21	@Georgia Tech	John Petrishen	33-yard interception return
10/23/21	Clemson	SirVocea Dennis	50-yard interception return
12/4/21	vs. Wake Forest**	Erick Hallett II	19-yard interception return
12/30/21	vs. Michigan St.#	Cam Bright	26-yard fumble return
9/1/22	West Virginia	M.J. Devonshire	56-yard interception return
9/17/22	@W. Michigan	Marquis Williams	22-yard interception return
11/12/22	@Virginia	M.J. Devonshire	29-yard interception return
11/12/22	@Virginia	Marquis Williams	39-yard interception return
11/19/22	Duke	Brandon Hill	30-yard fumble return

Names in **bold** denote current players

* Military Bowl (Annapolis, Md.)

** Subway ACC Championship Game (Charlotte, N.C.)

Chick-fil-A Peach Bowl (Atlanta, Ga.)

NOSE FOR THE END ZONE:

- ✓ Cornerbacks M.J. Devonshire and Marquis Williams led the Panthers with two defensive touchdowns each last season. All four of their combined scores came on pick sixes.
- ✓ Devonshire and Williams became the first Pitt players with multiple pick sixes in a season since Darrelle Revis also had two in 2006.
- ✓ In its 37-7 win at Virginia (Nov. 12, 2022), Pitt returned interceptions for touchdowns on the first two plays from scrimmage.
- ✓ Devonshire's interception of Brennan Armstrong and 29-yard return gave the Panthers a 7-0 lead just five seconds in. Following a touchback, Williams picked off Armstrong, returning it for a 39-yard score and 14-0 lead at the 14:44 mark.
- ✓ Pitt had two pick sixes in a game for the first time since Sept. 2, 2006. Coincidentally, that game was also against Virginia. Revis (19 yards) and Clint Session (78 yards) both had INTs for TDs in the 38-13 win.
- ✓ The Panthers' most dramatic defensive score last season occurred in their pulsating 38-31 win over West Virginia in the Sept. 1 opener. Two plays after Pitt tied the score at 31, Devonshire picked off a tipped pass, returning it 56 yards for the game-winning touchdown with 2:58 left.

SACK MASTERS:

- ✓ The Panthers annually boast one of college football's most potent pass rushes. Pitt has finished in the top two nationally in sacks per game each of the past four seasons (2019-22).
- ✓ Pitt collected 199 sacks over the past four seasons, the highest total in the nation over that span. The Panthers had 21 more sacks than the next team (Clemson with 178).
- ✓ In 2022, Pitt finished second nationally with an average of 3.69 sacks per game. The Panthers compiled 48 total sacks in 13 contests.
- ✓ Pitt collected four sacks in this year's season-opening 45-7 win over Wofford.

PITT TEAM SACKS RANKINGS: 2019-2022

Year	Sacks/Game	NCAA Rank	ACC Rank
2019	3.92	T-1st	1st
2020	4.18	2nd	1st
2021	3.86	2nd	1st
2022	3.69	2nd	2nd

MOST COMBINED SACKS: 2019-2022

No.	Team	Conf.	Total Sacks
1.	PITT	ACC	199
2.	Clemson	ACC	178
3.	Alabama	SEC	162

BRINGING HEAT:

- ✓ Under the direction of Pat Narduzzi, Pitt has collected at least five sacks in a game 26 times. Pitt is 25-1 in those contests.

PITT GAMES WITH AT LEAST FIVE SACKS 2015-PRESENT

Date	Opponent	Sacks	Yards Lost	Result
9/5/15	Youngstown State	6	38	W, 45-37
10/3/15	@Virginia Tech	7	57	W, 17-13
11/21/15	Louisville	7	58	W, 45-34
9/3/16	Villanova	6	58	W, 28-7
11/19/16	Duke	5	20	W, 56-14
9/1/18	Albany	5	33	W, 33-7
11/2/18	@Virginia	5	46	W, 23-13
9/7/19	Ohio	6	47	W, 20-10
9/21/19	UCF	6	35	W, 35-34
9/28/19	Delaware	6	30	W, 17-14
10/18/19	@Syracuse	9	60	W, 27-20
11/14/19	North Carolina	5	29	W, 34-27 (OT)
9/19/20	Syracuse	7	40	W, 21-10
9/26/20	Louisville	7	28	W, 23-20
10/10/20	@Boston College	6	62	L, 30-31 (OT)
11/7/20	@Florida State	7	50	W, 41-17
9/4/21	Massachusetts	5	34	W, 51-7
9/11/21	@Tennessee	5	34	W, 41-34
11/6/21	@Duke	6	47	W, 54-29
11/11/21	North Carolina	5	30	W, 30-23 (OT)
11/20/21	Virginia	5	31	W, 48-38
11/27/21	@Syracuse	5	39	W, 31-14
12/4/21	vs. Wake Forest*	5	35	W, 45-21
11/5/22	Syracuse	6	27	W, 19-9
11/12/22	@Virginia	8	69	W, 37-7
11/26/22	@Miami	6	44	W, 42-16

* ACC Championship Game (Charlotte, N.C.)

PITT GAME NOTES AND ANECDOTES



BLUE & GOLD RUSH:

- ✓ Since the 2000 season, when the NCAA began officially tracking defensive statistics, Pitt has collected more than 40 sacks in a season eight times.
- ✓ Under Pat Narduzzi (since 2015), the Panthers have accomplished that feat five times.
- ✓ Pitt collected a modern record 54 sacks during its 2021 ACC championship season.

PITT MOST TEAM SACKS IN A SEASON (SINCE 2000)

No.	Year	Sacks	Games	Sacks/Game
1.	2021	54	14	3.86
2.	2019	51	13	3.92
3.	2022	48	13	3.69
4.	2009	47	13	3.62
5.	2020	46	11	4.18
6.	2016	43	13	3.31
	2011	43	13	3.31
8.	2001	42	12	3.50

Entries in **bold** denote Pat Narduzzi-coached teams.

TALKIN' TFLs:

- ✓ The Panthers averaged 7.0 tackles for loss last season to rank 18th nationally. Pitt totaled 91 TFLs in 13 games last year.
- ✓ Pitt has finished among the national top 20 in team tackles for loss each of the past four seasons (2019-22).
- ✓ The Panthers' combined 417 tackles for loss from 2019-22 rank second nationally, trailing only Clemson's 432.
- ✓ Pitt totaled six TFLs in the 2023 opener against Wofford.

PITT TEAM TFL RANKINGS: 2019-2022

Year	TFL/Game	NCAA Rank	ACC Rank
2019	7.9	9th	3rd
2020	10.1	2nd	1st
2021	8.0	5th	1st
2022	7.0	18th	4th

MONEY DOWNS:

- ✓ Pitt led the ACC and ranked 16th nationally last season in third down defense, limiting opponents to a 32.2% conversion rate (58 of 180).
- ✓ It marked the third consecutive year the Panthers ranked among the nation's top 25 in third down defense.
- ✓ During its 2021 ACC championship season, the Panthers limited foes to a 33.5% conversion rate (68 of 203). That percentage ranked second in the ACC and 15th nationally.
- ✓ In 2020, Pitt ranked 25th nationally and third in the ACC with a 35.3% conversion rate (59 of 167).
- ✓ The Panthers limited Wofford to 1 of 9 on third down (11.1%) in the 2023 season opener.

AIR DEFENSE:

- ✓ Over the past three seasons (2020-22), Pitt intercepted an ACC-high 44 passes (tied with NC State).
- ✓ The Panthers had 14 interceptions in 2022 to rank 22nd nationally and third in the ACC.
- ✓ During the Panthers' 2021 ACC championship season, they had 16 picks to lead the conference and rank eighth nationally.
- ✓ In 2020, Pitt tied for the ACC lead (with Clemson) and ranked ninth nationally with 14 interceptions.

ACC MOST TOTAL INTERCEPTED PASSES (2020-22)

No.	Team	2020	2021	2022	TOTAL
1.	PITT	14	16	14	44
	NC State	10	15	19	44
3.	Clemson	14	12	13	39
4.	Wake Forest	13	15	7	35
5.	Florida State	8	14	8	30
	Louisville	5	10	15	30

TOTAL "D" PERFORMANCES:

- ✓ Pitt ranked 22nd nationally and fourth in the ACC in total defense last year, yielding 329.9 yards per contest.
- ✓ In the season-opening 45-7 win over Wofford, Pitt yielded just 126 total yards.
- ✓ During Pat Narduzzi's tenure, Pitt has held an opponent under 250 yards 21 times. Pitt is 19-2 in those contests, including a 10-1 mark against ACC foes.
- ✓ The Panthers are 12-0 under Narduzzi when holding an opponent under 200 total yards (1-0 this season).

PITT TOP TOTAL DEFENSE GAMES UNDER PAT NARDUZZI

No.	Date	Opponent	Rush	Pass	Total	Result
1.	10/3/15	@Virginia Tech	9	91	100	W, 17-13
2.	9/12/15	@Akron	42	63	105	W, 24-7
3.	9/2/23	Wofford	-1	127	126	W, 45-7
4.	9/12/20	Austin Peay	1	136	137	W, 55-0
5.	11/12/22	@Virginia	-8	152	144	W, 37-7
6.	11/5/22	Syracuse	25	120	145	W, 19-9
7.	9/25/21	New Hampshire	100	60	160	W, 77-7
8.	9/28/19	Delaware	43	127	170	W, 17-14
9.	9/19/20	Syracuse	51	120	171	W, 21-10
10.	9/3/16	Villanova	53	119	172	W, 28-7
11.	9/17/22	@W. Michigan	50	130	180	W, 34-13
12.	11/2/19	@Georgia Tech	86	108	194	W, 20-10
13.	12/31/18	vs. Stanford*	103	105	208	L, 13-14
	10/26/19	Miami	54	154	208	L, 12-16
15.	9/4/21	Massachusetts	42	167	209	W, 51-7
16.	9/7/19	Ohio	35	177	212	W, 20-10
17.	9/26/20	Louisville	116	107	223	W, 23-20
18.	10/16/21	@Virginia Tech	90	134	224	W, 28-7
19.	11/24/17	Miami	45	187	232	W, 24-14
20.	11/27/21	@Syracuse	25	217	242	W, 31-14
21.	11/2/18	@Virginia	44	205	249	W, 23-13

* Sun Bowl (El Paso, Texas)

PITT GAME NOTES AND ANECDOTES



SUPER STINGY:

- ✓ Pitt is 34-10 under Pat Narduzzi when it holds an opponent under 100 rushing yards (1-0 this year).
- ✓ In their 45-7 season-opening win over Wofford, the Panthers held the Terriers to minus-1 rushing yard, tied for the second lowest defensive ground total of the Pat Narduzzi era.

LOWEST PITT OPPONENT RUSHING UNDER PAT NARDUZZI

No.	Date	Opponent	Att. Yds.	Avg.	Result
1.	11/12/22	@Virginia	24-(-8)	(-0.33)	W, 37-7
2.	11/21/15	Louisville	24-(-1)	(-0.04)	W, 45-34
	9/2/23	Wofford	19-(-1)	(-0.05)	W, 45-7
4.	9/12/20	Austin Peay	22-1	(0.05)	W, 55-0
5.	10/3/15	@Virginia Tech	33-9	0.27	W, 17-13
6.	9/24/16	@North Carolina	22-18	0.82	L, 36-37
7.	11/19/16	Duke	22-25	1.14	W, 56-14
	11/27/21	@Syracuse	30-25	0.83	W, 31-14
	11/5/22	Syracuse	25-25	1.00	W, 19-9
10.	11/20/21	Virginia	24-27	1.13	W, 48-38
11.	10/10/20	@Boston College	41-30	0.73	L, 30-31 (OT)
12.	9/7/19	Ohio	29-35	1.21	W, 20-10
13.	9/12/15	@Akron	24-42	1.75	W, 24-7
	9/4/21	Massachusetts	27-42	1.56	W, 51-7
15.	9/28/19	Delaware	31-43	1.39	W, 17-14
16.	11/2/18	@Virginia	26-44	1.69	W, 23-13
17.	11/24/17	Miami	23-45	1.96	W, 24-14
18.	11/12/16	@Clemson	25-50	2.00	W, 43-42
	9/17/22	@W. Michigan	29-50	1.72	W, 34-13
20.	10/18/19	@Syracuse	34-51	1.50	W, 27-20
	9/19/20	Syracuse	34-51	1.50	W, 21-10
22.	9/3/16	Villanova	33-53	1.61	W, 28-7
23.	10/26/19	Miami	27-54	2.00	L, 12-16
24.	9/30/17	Rice	23-55	2.39	W, 42-10
25.	12/30/21	vs. Michigan State*	36-56	1.55	L, 31-21
26.	9/1/18	Albany	28-60	2.14	W, 33-7
27.	10/3/20	NC State	30-62	2.07	L, 29-30
28.	9/24/22	Rhode Island	22-63	2.86	W, 45-24
	11/19/22	Duke	27-63	2.33	W, 28-26
30.	10/30/21	Miami	29-64	2.21	L, 34-38
31.	10/2/21	@Georgia Tech	31-73	2.35	W, 52-21
32.	9/10/16	Penn State	31-74	2.39	W, 42-39
33.	10/21/17	@Duke	26-76	2.92	W, 24-17
34.	10/13/18	@Notre Dame	38-80	2.11	L, 14-19
35.	12/4/21	vs. Wake Forest**	39-82	2.10	W, 45-21
36.	9/21/19	UCF	34-85	2.50	W, 35-34
37.	10/15/16	@Virginia	26-86	3.31	W, 45-31
	11/2/19	@Georgia Tech	29-86	2.97	W, 20-10
	10/29/22	@North Carolina	30-86	2.86	L, 24-42
40.	11/11/21	North Carolina	38-88	2.32	W, 30-23 (OT)
41.	10/16/21	@Virginia Tech	28-90	3.21	W, 28-7
42.	9/10/22	Tennessee	35-91	2.60	L, 27-34 (OT)
43.	11/9/17	North Carolina	32-96	3.00	L, 31-34
44.	12/10/20	@Georgia Tech	29-98	3.37	W, 34-20

*Chick-fil-A Peach Bowl (Atlanta, Ga.)

**ACC Championship Game (Charlotte, N.C.)

GROUND DEFENSE:

- ✓ Pitt ranked seventh nationally and first in the ACC against the run last year, yielding just 98.0 yards per contest.
- ✓ The Panthers have ranked among the country's top 12 rushing defenses in each of the past four seasons (2019-22). Only two other schools can make that claim: Georgia and Wisconsin.
- ✓ The Panthers also boasted the ACC's stingiest defense against the run each season over that span.

PITT RUSH DEFENSE RANKINGS: 2019-PRESENT

Year	Rush Yards/Game	NCAA Rank	ACC Rank
2019	108.5	12th	1st
2020	93.5	3rd	1st
2021	89.3	6th	1st
2022	98.0	7th	1st

SPECIAL TEAMS NOTES

BETTER CALL SAULS:

- ✓ Kicker Ben Sauls was perfect on six placements (5-5 PAT, 1-1 FG) for eight points in the Panthers' season-opening 45-7 win over Wofford.
- ✓ Sauls has now made 11 consecutive field goals and 16 of his last 17 dating back to last year. (His lone miss was from 54 yards.)
- ✓ The Pitt record for consecutive field goals is 12 set by Chris Ferenik in 1995 and tied by Conor Lee in 2007.

POINTS APLENTY:

- ✓ In 2022, Ben Sauls compiled 107 points—converting 20-of-24 field goals (83%) and each of his 47 PATs—the third-highest kick scoring total in a season at Pitt.
- ✓ Sauls finished the 2022 season ranked 17th nationally and second in the ACC in field goals made per game (1.54). He finished 26th nationally and third in the ACC in points per game (8.2).

PITT KICK SCORING IN A SEASON

No.	Name (Year)	PAT	FG	Pts.
1.	Sam Scarton (2021)	69	17	120
2.	Dan Hutchins (2009)	46	23	115
3.	Ben Sauls (2022)	47	20	107
4.	Kevin Harper (2012)	40	20	100
	Alex Kessman (2020)	31	23	100
6.	Carson Long (1976)	45	18	99
7.	Conor Lee (2008)	38	20	98
	Chris Blewitt (2014)	50	16	98
9.	Chris Blewitt (2016)	66	10	96
10.	Kevin Harper (2011)	32	21	95
	Alex Kessman (2019)	29	22	95

SUN BOWL HERO:

- ✓ Ben Sauls had a heroic performance in Pitt's 37-35 win over UCLA in the 2022 Sun Bowl, converting each of his seven placements (five field goals and two PATs) in windy conditions, including a game-winning 47-yard kick with just four seconds left.
- ✓ He was named the John Folmer Sun Bowl Special Teams MVP and to the Associated Press All-Bowl Team.
- ✓ Sauls set Sun Bowl records for field goals made (five) and kick scoring (17 points), breaking marks originally set by Nebraska's Paul Rogers in 1969 (four field goals, 15 points).
- ✓ Sauls tied the Pitt single-game record for field goals made (Conor Lee at Notre Dame, 2008).

BIG FOOT:

- ✓ In Pitt's 28-26 win over Duke (Nov. 19, 2022), Ben Sauls converted a 51-yard field goal, the Panthers' longest since Nov. 21, 2020, when Alex Kessman made kicks of 52 and 53 yards against Virginia Tech.
- ✓ There are only 25 field goals of 50 yards or more on record at Pitt.

ALL-TIME LONGEST PITT FIELD GOALS

No.	Date	Name	Opponent	Distance
1.	10/10/20	Alex Kessman	@Boston College	58
2.	10/7/17	Alex Kessman	@Syracuse	56
	10/17/15	Chris Blewitt	@Georgia Tech	56
4.	10/6/18	Alex Kessman	Syracuse	55
	9/23/17	Alex Kessman	@Georgia Tech	55
6.	10/26/19	Alex Kessman	Miami	54
	10/27/18	Alex Kessman	Duke	54
	10/6/18	Alex Kessman	Syracuse	54
	9/3/94	David Merrick	Texas	54
10.	11/21/20	Alex Kessman	Virginia Tech	53
	11/2/18	Alex Kessman	@Virginia	53
12.	11/21/20	Alex Kessman	Virginia Tech	52
	1/2/15	Chris Blewitt	vs. Houston	52*
	11/5/11	Kevin Harper	Cincinnati	52
	9/29/84	Mark Brasco	West Virginia	52
	11/16/74	Carson Long	@Notre Dame	52
	11/11/61	Fred Cox	Notre Dame	52
18.	11/19/22	Ben Sauls	Duke	51
	11/7/20	Alex Kessman	@Florida State	51
	12/26/19	Alex Kessman	vs. Eastern Michigan	51**
	11/14/15	Chris Blewitt	@Duke	51
	11/11/78	David Trout	West Virginia	51
23.	9/24/16	Chris Blewitt	@North Carolina	50
	9/25/76	Carson Long	Temple	50
	11/24/73	Carson Long	@Penn State	50

* Lockheed Martin Armed Forces Bowl (Fort Worth, Texas)

** Quick Lane Bowl (Detroit, Mich.)

HISTORIC PUNT:

- ✓ Caleb Junko made history against UCLA in the 2022 Sun Bowl when he boomed an 85-yard punt, setting a Pitt and all-time collegiate bowl record.
- ✓ Junko eclipsed the all-time bowl mark set by SMU's Kyle Rote (84 yards) against Oregon in the 1949 Cotton Bowl.
- ✓ The previous Sun Bowl mark was 78 yards (Oklahoma's Scott Blanton against Texas Tech in 1993).
- ✓ Junko broke the Pitt record of 80 yards set by Nate Cochran in 1996 against Kent State.
- ✓ Junko appeared in seven games overall last year, averaging 48.7 yards on 12 punts. He placed four punts inside the 20-yard line and had one result in a fair catch.
- ✓ In the 2023 season opener against Wofford, Junko averaged 46 yards on two punts. He had a long of 47.

LEGENDARY COMPANY:

- ✓ In 2022, M.J. Devonshire became the first Pitt player to score touchdowns via both punt and interception returns in the same season since Darrelle Revis in 2006.
- ✓ Devonshire had three return touchdowns last season, including two pick sixes.
- ✓ He had a game-winning 56-yard pick six in the Panthers' 38-31 victory over West Virginia (Sept. 1, 2022) and then had a 29-yard interception return TD in the 37-7 win at Virginia (Nov. 12, 2022).
- ✓ Devonshire opened the scoring against Rhode Island (Sept. 24, 2022) with an 82-yard punt return touchdown.
- ✓ Revis also had two interception return touchdowns and one punt return TD in 2006.

BLOCK PARTY:

- ✓ Pitt led the ACC (tied) and ranked 14th nationally with two blocked punts last season.
- ✓ The Panthers were 19th (third in the ACC) with three blocked kicks overall.
- ✓ Pitt blocked two kicks in its 45-29 win over Virginia Tech (Oct. 8, 2022): an extra point by Deandre Jules and a punt by Habakkuk Baldonado.
- ✓ It was the first time Pitt blocked two kicks in a game since Nov. 22, 2008 (at Cincinnati).
- ✓ Phillip O'Brien Jr. was responsible for the other blocked punt (against Tennessee, Sept. 10, 2022).
- ✓ Under Pat Narduzzi, the Panthers have blocked 18 kicks since the 2015 season.

PITT'S BLOCKED KICKS UNDER PAT NARDUZZI

Date	Opponent	Player	Type
9/19/15	@Iowa	Ryan Lewis	Punt*
10/10/15	Virginia	Ejuan Price	PAT
10/17/15	@Georgia Tech	Shakir Soto	Field Goal
10/29/15	North Carolina	Quintin Wirginis	Punt
12/28/15	vs. Navy	Avonte Maddox	PAT**
9/17/16	@Oklahoma State	George Aston	Punt
11/26/16	Syracuse	Ejuan Price	PAT
12/28/16	vs. Northwestern	Chawntez Moss	Punt***
9/2/17	Youngstown State	James Folston Jr.	Punt
10/21/17	@Duke	Alex Bookser	Field Goal
9/21/19	UCF	Aaron Mathews	Punt^
9/28/19	Delaware	Wendell Davis	Punt
9/12/20	Austin Peay	Todd Sibley Jr.	Punt^^
11/28/20	@Clemson	John Petrishen	Punt
10/2/21	@Georgia Tech	SirVocea Dennis	Field Goal
9/10/22	Tennessee	Phillip O'Brien Jr.	Punt
10/8/22	Virginia Tech	Deandre Jules	PAT
10/8/22	Virginia Tech	Habakkuk Baldonado	Punt

Names in **bold** denote current players.

* returned 28 yards for a TD by Pat Amara Jr.

** Military Bowl (Annapolis, Md.)

*** Pinstripe Bowl (Bronx, N.Y.)

^ returned 18 yards for a TD by Wendell Davis

^^ returned 11 yards for a TD by Todd Sibley Jr.

RETURN GAME TOUCHDOWNS:

✓ Since the 2000 season, Pitt has 28 kick returns for touchdowns (14 on kickoffs and 14 on punts). Sixteen of those TDs have occurred during Pat Narduzzi's tenure.

✓ The most recent was M.J. Devonshire's 82-yard punt return touchdown against Rhode Island last season (Sept. 24).

PITT KICKOFF RETURN TDs SINCE 2000

Date	Opponent	Player	Yards
9/23/00	Rutgers	Torrie Cox	86
9/18/04	Nebraska	Marcus Furman	96
9/9/05	@Ohio	LaRod Stephens-Howling	95
11/3/05	@Louisville	Terrell Allen	97
10/13/06	@UCF	Lowell Robinson	97
10/15/11	Utah	Buddy Jackson	98
9/5/15	YSU	Avonte Maddox	89
12/28/15	vs. Navy*	Quadree Henderson	100
9/3/16	Villanova	Quadree Henderson	96
10/15/16	@Virginia	Quadree Henderson	93
11/5/16	@Miami	Quadree Henderson	100
9/1/18	Albany	Maurice Ffrench	91
10/13/18	@Notre Dame	Maurice Ffrench	99
11/20/21	Virginia	Israel Abanikanda	98

* Military Bowl (Annapolis, Md.)

PITT PUNT RETURN TDs SINCE 2000

Date	Opponent	Player	Yards
12/26/02	Oregon State*	Shawn Robinson	66
10/8/05	Cincinnati	Darrelle Revis	79
11/16/06	West Virginia	Darrelle Revis	73
10/15/11	Utah+	Antwuan Reed	10 (BLK)
10/13/12	Louisville\$	Todd Thomas	41 (BLK)
12/26/13	Bowling Green#	Tyler Boyd	54
9/19/15	@Iowa%	Pat Amara Jr.	28 (BLK)
11/19/16	Duke	Quadree Henderson	65
9/23/17	@Georgia Tech	Quadree Henderson	80
10/28/17	Virginia	Quadree Henderson	75
9/29/18	@UCF	Rafael Araujo-Lopes	86
9/21/19	UCF^	Wendell Davis	18 (BLK)
9/12/20	Austin Peay**	Todd Sibley Jr.	11 (BLK)
9/24/22	Rhode Island	M.J. Devonshire	82

Names in **bold** denote current players.

* Insight Bowl (Phoenix, Ariz.)

+ Antwuan Reed returned blocked punt by Andrew Taglianetti for TD

\$ Todd Thomas recovered his own blocked punt in end zone

Little Caesars Pizza Bowl (Detroit, Mich.)

% Pat Amara Jr. returned blocked punt by Ryan Lewis for TD

^ Wendell Davis returned blocked punt by Aaron Mathews for TD

** Todd Sibley Jr. returned his own blocked punt for TD

GAVIN BARTHOLOMEW—TIGHT END

College Football Network All-ACC (second team)
Athlon All-ACC (third team)
Phil Steele All-ACC (third team)
John Mackey Award Watch List
Wuerffel Trophy Watch List

DEVIN DANIELSON—DEFENSIVE TACKLE

Athlon All-ACC (fourth team)

M.J. DEVONSHIRE—CORNERBACK

College Football Network All-ACC (first team, CB)
College Football Network All-ACC (first team, PR)
Athlon All-ACC (second team, CB)
Athlon All-ACC (second team, PR)
Phil Steele All-ACC (first team, PR)
Phil Steele All-ACC (second team, CB)
Chuck Bednarik Award Watch List
Paul Hornung Award Watch List
Senior Bowl Watch List
Shrine Bowl 1000

MATT GONCALVES—OFFENSIVE TACKLE

All-ACC (Official ACC Media Panel)
College Football Network All-ACC (first team)
Athlon All-ACC (second team)
Phil Steele All-ACC (second team)
Outland Trophy Watch List
Senior Bowl Watch List
Shrine Bowl 1000

DAVID GREEN—DEFENSIVE TACKLE

Wuerffel Trophy Watch List

RODNEY HAMMOND JR.—RUNNING BACK

Athlon All-ACC (second team)
Phil Steele All-ACC (third team)
Doak Walker Award Watch List

DAYON HAYES—DEFENSIVE END

Athlon All-ACC (fourth team)
College Football Network All-ACC (HM)

PHIL JURKOVEC—QUARTERBACK

Maxwell Award Watch List
Johnny Unitas Golden Arm Award Watch List
Senior Bowl Watch List
Shrine Bowl 1000

BANGALLY KAMARA—LINEBACKER

Athlon All-ACC (third team)
Phil Steele All-ACC (third team)
College Football Network All-ACC (HM)

JAKE KRADEL—CENTER

Athlon All-ACC (second team)
Phil Steele All-ACC (fourth team)
College Football Network All-ACC (HM)
Rimington Trophy Watch List
Shrine Bowl 1000

BUB MEANS—WIDE RECEIVER

Senior Bowl Watch List

KONATA MUMPFIELD—WIDE RECEIVER

College Football Network All-ACC (second team)
Athlon All-ACC (third team)
Phil Steele All-ACC (third team)

BEN SAULS—PLACEKICKER

Athlon All-ACC (first team)
College Football Network ACC Specialist of the Year
College Football Network All-ACC (first team, KO Spec.)
College Football Network All-ACC (second team, PK)
Phil Steele All-ACC (first Team)
Lou Groza Award Watch List

SHAYNE SIMON—LINEBACKER

Athlon All-ACC (third team)
College Football Network All-ACC (HM)


MARQUIS WILLIAMS—CORNERBACK

Athlon All-ACC (third team)

A.J. WOODS—CORNERBACK

College Football Network All-ACC (third team)
Senior Bowl Watch List


(as of September 3)



5 • QB • PHIL JURKOVEC

SR+ • 6-5, 235 • Pittsburgh, Pa.

- Graduate transfer from Boston College
- At BC (2020-22), threw for 5,184 yards with 35 TD and 17 INT; also rushed for 9 TD
- 2023: 17-for-23, 214 yards, 1 TD; 1 rush TD
- U.S. Army All-American at nearby Pine-Richland, where he threw for 8,202 yards and 71 TD



6 • RB • RODNEY HAMMOND JR.

JR • 5-9, 195 • Norfolk, Va.

- 2023: 5 carries, 25 yards, 2 TD; 15 rec. yards
- 2022 Sun Bowl MVP, rushing for 94 yards and 2 TD in upset victory over No. 18 UCLA
- 2022: Pitt's 2nd-leading rusher (460 yds, 5 TD)
- Rushed for 989 yards, 12 TD for his career



24 • RB • C'BO FLEMISTER

SR+ • 5-11, 205 • Williamson, Ga.

- Second year at Pitt following 2022 transfer from Notre Dame
- 2023: 9 carries, 27 yards; 2 rec., 35 yards
- 2022: Rushed for 221 yards, 2 TD
- Rushed for season-high 89 yards, TD at Miami



4 • RB • DANIEL CARTER

SR* • 5-10, 230 • Margate, Fla.

- Versatile veteran: RB, FB, special teams player
- Started 2023 opener vs. Wofford, posting a career-best game of 11 carries, 65 yards, 1 TD
- Career: 49 carries, 202 yards, 5 TD



0 • WR • BUB MEANS

SR* • 6-2, 215 • Lovejoy, Ga.

- Second year at Pitt following 2022 transfer from La. Tech; began career as Tennessee DB
- 2023: 2 catches, 39 yards
- 2022: 27 catches, 401 yards, 2 TD
- Named to Bruce Feldman's 2023 "Freaks" list



9 • WR • KONATA MUMPFIELD

JR • 6-1, 185 • Hoschton, Ga.

- Second year at Pitt following 2022 transfer from Akron
- 2023: 3 receptions for 34 yards
- 2022: 58 catches for 551 yards with 1 TD
- 2021 Freshman All-American at Akron, posting 63 catches for 751 yards and 8 TD



3 • WR • DAEJON REYNOLDS

SO* • 6-2, 210 • Springfield, Ill.

- First year at Pitt following Florida transfer
- 2023: 2 receptions for 16 yards
- At Florida (2021-22), played in nine games, totaling 12 catches for 239 yards and 2 TD
- Achieved career highs in 2022 with 8 catches for 165 yards and 2 TD vs. Vanderbilt



86 • TE • GAVIN BARTHOLOMEW

JR • 6-5, 250 • Schuylkill Haven, Pa.

- Third-year starter who has played in every game during his Pitt career (28)
- 2023: 2 receptions for 38 yards
- 2022: 21 catches for 283 yards and 2 TD
- Career: 51 catches for 647 yards and six TD



8 • TE • KARTER JOHNSON

SR* • 6-2, 255 • Pickerington, Ohio

- Former JUCO transfer in second season at Pitt
- 2023: 2 catches, 24 yards, 1 TD
- Most Improved Offensive Player of the spring
- Former prep defensive line prospect who weighed 340 pounds at TCU in 2019



7 • TE • MALCOLM EPPS

SR+ • 6-6, 255 • Houston, Texas

- First season at Pitt following USC transfer
- 2023: Made 1 catch in his Panthers' debut
- Played two years at USC (2021-22) and three at Texas (2018-20)
- Career: 50 games, 12 starts, 38 receptions for 482 yards and 7 TD



76 • OT • MATT GONCALVES

SR* • 6-6, 330 • Manorville, N.Y.

- Voted a Pitt captain by his teammates
- Has played in 36 career games, starting 22
- 2023 Preseason All-ACC and Outland Trophy Watch List
- 2022 All-ACC selection (third team)
- 2020 FWAA Freshman All-American



78 • OT • BRANSON TAYLOR

JR* • 6-5, 330 • Lorain, Ohio

- Has played in 29 career games, starting five
- Played in all 13 games last season, four starts
- Lettered as a redshirt freshman as a reserve OT and on the PAT/FG unit



53 • OC/OG • JAKE KRADEL

SR+ • 6-3, 305 • Butler, Pa.

- Leads the offensive line with 44 career games and 39 starts
- 10 career starts at center (eight in 2022)
- 2022 All-ACC (third team at guard and Honorable Mention at center)



68 • OG • BLAKE ZUBOVIC

SR+ • 6-4, 330 • Belle Vernon, Pa.

- Has played in 34 career games, starting 16
- Played in all 13 games, making a career-high nine starts (all at right guard) in 2022
- Also owns one career start at center



2 • DT • DAVID GREEN

SR+ • 6-1, 285 • West Mifflin, Pa.

- Voted a Pitt captain by his teammates
- Has played in 49 career games, starting 13
- Played in all 13 games with 7 starts last year
- 2022: 22 tackles, 4.5 TFL, 3.5 sacks, 1 FF
- Career: 59 tackles, 10.5 TFL, 6.5 sacks, 1 FF



95 • DT • DEVIN DANIELSON

SR+ • 6-2, 290 • Pittsburgh, Pa.


- Has played in a team-high 53 career games over six seasons, making 14 starts
- Played in 11 games, starting five last year
- 2022: 17 tackles, 2.0 TFL
- Career: 66 tackles, 9.0 TFL, 4.0 sacks



0 • DT • DEANDRE JULES

SR* • 6-3, 310 • Germantown, Md.

- Has played in 26 career games with one start
- Switched to No. 0 from No. 90 this season
- First career start vs. Wofford: 2 tackles, 1 TFL
- Played in 12 games last year
- Career: 15 tackles, 5.0 TFL, 1.5 sacks, 1 block



50 • DE • DAYON HAYES

SR • 6-3, 265 • Pittsburgh, Pa.

- Has played in 28 career games, two starts
- 2023: 4 tackles, 1.0 TFL, 8-yard sack
- In 2022, posted career highs with 4.0 TFL, 3.0 sacks in Pitt's dominant win at Miami
- Posted 3.0 TFL in 2021 Peach Bowl vs. MSU
- Career: 40 tackles, 15.5 TFL, 9.0 sacks, 1 FF



6 • DE • NATE TEMPLE

SR* • 6-4, 250 • Abbeville, S.C.


- Seeking healthy return after injury-hindered 2022 campaign
- Played in initial three games before sustaining season-ending injury at Western Michigan
- Has played in 16 career games
- Made his first collegiate start vs. Wofford



32 • LB • SHAYNE SIMON

SR+ • 6-3, 235 • West Orange, N.J.

- Voted a Pitt captain by his teammates
- Second year at Pitt following 2022 graduate transfer from Notre Dame
- Started all 14 games played for the Panthers
- 2022: Career high 46 tackles, 5.5 TFL, 2.0 sacks



30 • LB • BRANDON GEORGE

SR* • 6-3, 245 • Reading, Pa.

- Has played in 41 career games
- Limited to four contests last year due to injury but used his available redshirt
- 2022: 13 tackles, 1.5 TFL and one sack
- Career: 71 tackles, 6.5 TFL and one sack



11 • LB • BANGALLY KAMARA

SR • 6-2, 230 • Akron, Ohio

- Second-year starter; 38 career games, 12 starts
- 2022: Career high 49 tackles, 3.0 TFL, one sack
- Made crucial fourth-quarter interception in the 2022 Sun Bowl win over No. 18 UCLA
- Career: 69 tackles, 6.0 TFL, 4.0 sacks, 1 FF, 1 INT



23 • LB • SOLOMON DESHIELDS

JR* • 6-3, 225 • Millville, N.J.

- Has played in 31 career games
- Made his first collegiate start vs. Wofford
- Played in all 13 games last year as a reserve
- Career: 30 tackles, 6.0 TFL, 4.0 sacks, 1 FR



12 • CB/PR • M.J. DEVONSHIRE

SR* • 5-11, 190 • Aliquippa, Pa.

- 27 games, 10 starts since transfer from Kentucky prior to 2021 season
- 2022 All-ACC as a corner (Honorable Mention) and return specialist (second team)
- Led ACC, 12th in FBS in '22 w/ 9.7-yard PR avg.
- Career: 59 tackles, 4 INT, 15 PBU, 3 total TD



14 • CB • MARQUIS WILLIAMS

SR+ • 5-9, 180 • Pompano Beach, Fla.

- 2022 Honorable Mention All-ACC
- Tied for ACC lead (with M.J. Devonshire) and ranked third in FBS with two pick sixes in 2022
- Leads Pitt secondary with 49 career games and 35 starting assignments over six seasons
- Career: 86 tackles, 5 INT, 8 PBU, 1 FF, 2 TD



9 • CB • A.J. WOODS

SR+ • 5-11, 195 • Germantown, Md.

- 48 career games with nine starts
- Team leader last year with 13 PBUs
- Also a speedy kickoff returner
- Named to Bruce Feldman's 2023 "Freaks" list
- Career: 78 tackles, 3.5 TFL, 3 INT, 22 PBU, 1 FF



7 • SS • JAVON MCINTYRE

SO* • 6-1, 195 • Bear, Del.

- Has played in 17 career games with two starts
- Made first career start in Sun Bowl vs. UCLA
- Career-high seven stops, INT vs. UCLA
- Also had an INT at Miami in 2022
- Career: 20 tackles, 1.5 TFL, 2 INT, 3 PBU



5 • FS • PHILLIP O'BRIEN JR.

JR • 6-0, 185 • Pompano Beach, Fla.

- Has played in 26 career games with one start
- Played in all 13 games as a reserve FS in 2022
- Had season-high four stops in 2022 Sun Bowl victory over UCLA
- Career: 32 tackles, 1.0 TFL, 1 PBU, 1 punt block

PITT CAREER HIGHS: OFFENSE



#0 BUB MEANS WR

• Means Career Highs

Receptions: 6 vs. Rhode Island (9-24-22)
Receiving Yards: 94 at Mississippi State (9-4-21)*
Receiving TDs: 1, 4x, last vs. UCLA (12-30-22)
Long Reception: 72 at Mississippi State (9-4-21)*
**at Louisiana Tech*

#2 KENNY JOHNSON WR

• Johnson Career Highs

Receptions: 2 vs. Wofford (9-2-23)
Receiving Yards: 17 vs. Wofford (9-2-23)
Receiving TDs: 0
Long Reception: 9 vs. Wofford (9-2-23)

#3 DAEJON REYNOLDS WR

• Reynolds Career Highs

Receptions: 8 at Vanderbilt (11-19-22)*
Receiving Yards: 165 at Vanderbilt (11-19-22)*
Receiving TDs: 2 at Vanderbilt (11-19-22)*
Long Reception: 74 (TD) at Vanderbilt (11-19-22)*
**at Florida*

#4 DANIEL CARTER RB

• Carter Career Highs

Rush Attempts: 11 vs. Wofford (9-2-23)
Rush Yards: 65 vs. Wofford (9-2-23)
Rush TDs: 1, 5x, last vs. Wofford (9-2-23)
Long Rush: 22 vs. Wofford (9-2-23)
Receptions: 1, 6x, last vs. UCLA (12-30-22)
Receiving Yards: 11 at Duke (11-6-21)
Receiving TDs: 1 at Georgia Tech (10-2-21)

#5 PHIL JURKOVEC QB

• Jurkovec Career Highs

Pass Yards: 358 vs. Pitt (10-10-20)*
Completions: 37 vs. North Carolina (10-3-20)*
Attempts: 56 vs. North Carolina (10-3-20)*
Pass TDs: 3, 4x, last vs. Louisville (10-1-22)*
INTs: 2, 5x, last at Connecticut (10-29-22)*
Long Completion: 77 (TD) vs. Pitt (10-10-20)*
Rush Yards: 94 vs. Georgia Tech (10-24-20)*
Rush Attempts: 17 vs. Florida State (11-20-21)*
Rush TDs: 3 at Georgia Tech (11-13-21)*
Long Rush: 41 vs. Colgate (9-4-21)*
**at Boston College*

#6 RODNEY HAMMOND JR. RB

• Hammond Career Highs

Rush Attempts: 28 vs. Syracuse (11-5-22)
Rush Yards: 124 vs. Syracuse (11-5-22)
Rush TDs: 3 vs. New Hampshire (9-25-21)
Long Rush: 29 at Louisville (10-22-22)
Receptions: 3 vs. Wake Forest (12-4-21)
Receiving Yards: 55 vs. West Virginia (9-1-22)
Receiving TDs: 1, twice, last vs. Wake (12-4-21)
Long Reception: 49 vs. West Virginia (9-1-22)

#7 MALCOLM EPPS TE

• Epps Career Highs

Receptions: 4 vs. Rice (9-14-19)*
Receiving Yards: 53 vs. Rice (9-14-19)*
Receiving TDs: 1, 7x, last vs. Arizona State (10-1-22)**
Long Reception: 41 (TD) at Colorado (10-2-21)**
**at Texas*
***at USC*

#8 KARTER JOHNSON TE

• Johnson Career Highs

Receptions: 2, twice, last vs. Wofford (9-2-23)
Receiving Yards: 41 vs. Rhode Island (9-24-22)
Receiving TDs: 1 vs. Wofford (9-2-23)
Long Reception: 41 vs. Rhode Island (9-24-22)

#9 KONATA MUMPFIELD WR

• Mumpfield Career Highs

Receptions: 11 at W. Michigan (11-9-21)*
Receiving Yards: 122 at W. Michigan (11-9-21)*
Receiving TDs: 2, twice, last at W. Michigan (11-9-21)*
Long Reception: 48 at Bowling Green (10-9-21)*
**at Akron*

#11 CHRISTIAN VEILLEUX QB

• Veilleux Career Highs

Pass Yards: 235 vs. Rutgers (11-20-21)*
Completions: 15 vs. Rutgers (11-20-21)*
Attempts: 24 vs. Rutgers (11-20-21)*
Pass TDs: 3 vs. Rutgers (11-20-21)*
INTs: 0
Long Completion: 67 (TD) vs. Rutgers (11-20-21)*
Rush Yards: 36 vs. Rutgers (11-20-21)*
Rush Attempts: 10 vs. Rutgers (11-20-21)*
Rush TDs: 0
Long Rush: 14 vs. Rutgers (11-20-21)*
**at Penn State*

#12 ZION FOWLER-EL WR

• Fowler-El Career Highs

Receptions: 1 vs. Wofford (9-2-23)
Receiving Yards: -3 vs. Wofford (9-2-23)
Receiving TDs: 0
Long Reception: -3 vs. Wofford (9-2-23)

#19 NATE YARNELL QB

• Yarnell Career Highs

Pass Yards: 179 at Western Michigan (9-17-22)
Completions: 9 at Western Michigan (9-17-22)
Attempts: 12 at Western Michigan (9-17-22)
Pass TDs: 1 at Western Michigan (9-17-22)
INTs: 0
Long Completion: 39 at Western Michigan (9-17-22)
Rush Yards: -10 at Western Michigan (9-17-22)
Rush Attempts: 2 at Western Michigan (9-17-22)
Rush TDs: 0
Long Rush: 0 at Western Michigan (9-17-22)

#24 C'BO FLEMISTER RB

• Flemister Career Highs

Rush Attempts: 15 at Georgia Tech (10-31-20)*
Rush Yards: 127 vs. South Florida (9-19-20)*
Rush TDs: 2 at Boston College (11-14-20)*
Long Rush: 31 vs. South Florida (9-19-20)*
Receptions: 2 vs. Wofford (9-2-23)
Receiving Yards: 35 vs. Wofford (9-2-23)
Receiving TDs: 0
Long Reception: 22 vs. Wofford (9-2-23)
**at Notre Dame*

#34 DERRICK DAVIS JR. RB

• Davis Career Highs

Rush Attempts: 6 vs. Purdue (1-2-23)*
Rush Yards: 29 vs. Purdue (1-2-23)*
Rush TDs: 1 vs. Purdue (1-2-23)*
Long Rush: 16 vs. UAB (11-19-22)*
Receptions: 0
Receiving Yards: 0
Receiving TDs: 0
**at LSU*

#84 JAKE MCCONNACHIE WR

• McConnachie Career Highs

Receptions: 1 vs. Wofford (9-2-23)
Receiving Yards: 39 vs. Wofford (9-2-23)
Receiving TDs: 1 vs. Wofford (9-2-23)
Long Reception: 39 (TD) vs. Wofford (9-2-23)

#86 GAVIN BARTHOLOMEW TE

• Bartholomew Career Highs

Receptions: 5, twice, last vs. Tennessee (9-10-22)
Receiving Yards: 84 vs. Tennessee (9-10-22)
Receiving TDs: 1, 6x, last vs. Georgia Tech (10-1-22)
Long Reception: 57 (TD) vs. Tennessee (9-10-22)

#90 BEN SAULS PK

• Sauls Career Highs

FG Made: 5 vs. UCLA (12-30-22)
FG Attempted: 5 vs. UCLA (12-30-22)
Long FG: 51 vs. Duke (11-19-22)
PATs Made: 6, 3x, last at Miami (11-26-22)
PATs Attempted: 6, 3x, last at Miami (11-26-22)
Points: 17 vs. UCLA (12-30-22)
Kickoffs: 12 vs. New Hampshire (9-25-21)
Touchbacks: 8, twice, last at Virginia (11-12-22)

PITT CAREER HIGHS: DEFENSE



#0 DEANDRE JULES DT

• Jules Career Highs

Tackles: 3 at Miami (10-17-20)
TFLs: 1.5, twice, last vs. UCLA (12-30-22)
Sacks: 1 at Miami (11-26-22)

#2 DAVID GREEN DT

• Green Career Highs

Tackles: 4 at Duke (11-6-21)
TFLs: 1.5 at Duke (11-6-21)
Sacks: 1, 5x, last vs. UCLA (12-30-22)
Forced Fumbles: 1 vs. Duke (11-19-22)

#3 DONOVAN McMILLON SS

• McMillon Career Highs

Tackles: 5 vs. Eastern Washington (10-2-22)*
TFLs: 1 at Texas A&M (11-7-22)*
Interceptions: 0
**at Florida*

#4 NAHKI JOHNSON DE

• Johnson Career Highs

Tackles: 3 vs. Rhode Island (9-24-22)
TFLs: 1 vs. Rhode Island (9-24-22)
Sacks: 1 vs. Rhode Island (9-24-22)

#5 PHILLIP O'BRIEN JR. FS

• O'Brien Career Highs

Tackles: 5 vs. New Hampshire (9-25-21)
TFLs: 0
Interceptions: 0

#6 NATE TEMPLE DE

• Temple Career Highs

Tackles: 2 vs. Austin Peay (9-12-20)
TFLs: 0
Sacks: 0

#7 JAVON MCINTYRE SS

• McIntyre Career Highs

Tackles: 7 vs. UCLA (12-30-22)
TFLs: 1 at Miami (11-26-22)
Interceptions: 1, twice, last vs. UCLA (12-30-22)

#8 SAMUEL OKUNLOLA DE

• Okunlola Career Highs

Tackles: 1 vs. Wofford (9-2-23)
TFLs: 1 vs. Wofford (9-2-23)
Sacks: 1 vs. Wofford (9-2-23)

#9 A.J. WOODS CB

• Woods Career Highs

Tackles: 7 at Florida State (11-7-20)
TFLs: 1, 3x, last vs. Rhode Island (9-24-22)
Sacks: 0
Interceptions: 1, 3x, last at Louisville (10-22-22)
Forced Fumbles: 1 vs. Virginia (11-20-21)

#10 RYLAND GANDY CB

• Gandy Career Highs

Tackles: 1 vs. Wofford (9-2-23)
TFLs: 0
Sacks: 0

#11 BANGALLY KAMARA LB

• Kamara Career Highs

Tackles: 9 vs. West Virginia (9-1-22)
TFLs: 1.5 vs. UCLA (12-30-22)
Sacks: 1, 4x, last vs. Wofford (9-2-23)
Interceptions: 1 vs. UCLA (12-30-22)

#12 M.J. DEVONSHIRE CB

• Devonshire Career Highs

Tackles: 6, twice, last vs. Virginia Tech (10-8-22)
TFLs: 1 vs. Wake Forest (12-4-21)
Sacks: 0
Interceptions: 1, 4x, last vs. UCLA (12-30-22)

#14 MARQUIS WILLIAMS CB

• Williams Career Highs

Tackles: 5, twice, last at Duke (11-6-21)
TFLs: 2 vs. Clemson (10-23-21)
Sacks: 0
Interceptions: 1, 5x, last at Virginia (11-12-22)
Forced Fumbles: 1 vs. West Virginia (9-1-22)

#23 SOLOMON DESHIELDS LB

• DeShields Career Highs

Tackles: 3, 3x, last vs. Syracuse (11-5-22)
TFLs: 2 at Western Michigan (9-17-22)
Sacks: 1, 4x, last vs. Syracuse (11-5-22)
Fumble Recoveries: 1 vs. UCLA (12-30-22)

#25 STEPHON HALL FS

• Hall Career Highs

Tackles: 1 vs. Wofford (9-2-23)
TFLs: 0
Sacks: 0

#30 BRANDON GEORGE LB

• George Career Highs

Tackles: 8 vs. New Hampshire (9-25-21)
TFLs: 2 vs. New Hampshire (9-25-21)
Sacks: 1 vs. Tennessee (9-10-22)

#32 SHAYNE SIMON LB

• Simon Career Highs

Tackles: 9 vs. Virginia Tech (10-8-22)
TFLs: 1.5 vs. Syracuse (11-5-22)
Sacks: 1, twice, last vs. Duke (11-19-22)
Forced Fumbles: 1 at UNC (10-29-22)
Fumble Recoveries: 1 vs. Virginia Tech (10-8-22)

#38 KYLE LOUIS LB

• Louis Career Highs

Tackles: 1 vs. Wofford (9-2-23)
TFLs: 0
Sacks: 0

#50 DAYON HAYES DE

• Hayes Career Highs

Tackles: 5 at Miami (11-26-22)
TFLs: 4 at Miami (11-26-22)
Sacks: 3 at Miami (11-26-22)

#55 SEAN FITZSIMMONS DT

• FitzSimmons Career Highs

Tackles: 2 vs. Rhode Island (9-24-22)
TFLs: 1 vs. Rhode Island (9-24-22)
Sacks: 1 vs. Rhode Island (9-24-22)

#57 BAM BRIMA DE

• Brima Career Highs

Tackles: 3 at Virginia Tech (10-16-21)
TFLs: 1, twice, last vs. Wofford (9-2-23)
Sacks: 1, twice, last vs. Wofford (9-2-23)
Fumble Recoveries: 1, twice, last vs. Wofford (9-2-23)

#91 CALEB JUNKO P

• Junko Career Highs

Punts: 3, twice, last vs. UCLA (12-30-22)
Punt Average: 64.7 vs. UCLA (12-30-22)
Long: 85 vs. UCLA (12-30-22)
Inside 20: 1, twice, last at Miami (11-26-22)

#92 TYLER BENTLEY DT

• Bentley Career Highs

Tackles: 3, 4x, last at UNC (10-29-22)
TFLs: 1.5, twice, last at Syracuse (11-27-21)
Sacks: 1, twice, last at UNC (10-29-22)

#94 ELLIOT DONALD DT

• Donald Career Highs

Tackles: 2 vs. UCLA (12-30-22)
TFLs: 0.5 vs. UCLA (12-30-22)
Sacks: 0.5 vs. UCLA (12-30-22)

#95 DEVIN DANIELSON DT

• Danielson Career Highs

Tackles: 4 vs. NC State (10-3-20)
TFLs: 2 vs. Georgia Tech (10-1-22)
Sacks: 1, 4x, last vs. Michigan State (12-30-21)

2023 PITT STARTING LINEUPS



OFFENSE

GAME	QB	RB	WR	WR	WR	TE	LT	LG	C	RG	RT
Wofford	Jurkovec	Carter	Means	Mumpfield	Reynolds	Bartholomew	Goncalves	Collier	Kradel	Zubovic	Taylor
Cincinnati											
West Virginia											
North Carolina											
Virginia Tech											
Louisville											
Wake Forest											
Notre Dame											
Florida State											
Syracuse											
Boston College											
Duke											

DEFENSE

GAME	DE	DT	DT	DE	OLB	MLB	OLB	SS	FS	CB	CB
Wofford	Hayes	Jules	Danielson	Temple	Kamara	Simon	DeShields	McIntyre	O'Brien	Devonshire	Williams
Cincinnati											
West Virginia											
North Carolina											
Virginia Tech											
Louisville											
Wake Forest											
Notre Dame											
Florida State											
Syracuse											
Boston College											
Duke											

PITT 45 WOFFORD 7

Sept. 2, 2023 • Acrisure Stadium • Attendance: 45,096

Pitt opened the 2023 season with a resounding 45-7 victory over FCS foe Wofford...the Panthers limited the Terriers to 126 total yards and minus-1 on the ground...graduate transfer quarterback Phil Jurkovec impressed in his Pitt debut, totaling 255 yards (214 passing and 41 rushing) and accounting for two touchdowns...in addition to his one-yard scoring pass to Karter Johnson, Jurkovec also ran for a 23-yard touchdown...Daniel Carter rushed for a career-high 65 yards and a TD on 11 carries...Dayon Hayes and Bangally Kamara each had four tackles and a sack...the Panthers compiled four sacks and six TFLs overall...Pitt improved to 21-1 against FCS opponents, including 9-0 under Pat Narduzzi...the Panthers won their fourth consecutive opener and moved to 8-1 in season-opening games under Narduzzi.

WOFFORD	0	0	0	7	7
PITT	7	21	10	7	45

First Quarter

PITT — Hammond 10-yard run (Sauls kick) 2:39

Second Quarter

PITT — Jurkovec 23-yard run (Sauls kick) 13:29

PITT — Carter 1-yard run (Sauls kick) 7:57

PITT — Hammond 3-yard run (Sauls kick) 1:19

Third Quarter

PITT — Karter Johnson 1-yard pass from Jurkovec (Sauls kick) 9:22

PITT — Sauls 26-yard field goal 0:54

Fourth Quarter

PITT — McConnachie 39-yard pass from Veilleux (Carpenter kick) 1:27

WOFF — Parker 75-yard pass from Corriston (Jones kick) 1:13

Team Stats	WOFF	PITT
First Downs	7	30
Rushes-Yards	19-(-1)	45-217
Comp-Att-Int	12-17-0	22-32-0
Passing Yards	127	274
Total Yards	126	491
Punt Returns-Yards	0-0	4-20
Kick Returns-Yards	0-0	1-17
Interceptions-Yards	0-0	0-0
Fumbles-Lost	1-1	0-0
Punts-Average	8-44.8	2-46.0
Penalties-Yards	2-20	7-62
Third Down Conv.	1-9	8-14
Fourth Down Conv.	0-0	3-3
Sacks By-Yards	1-12	4-33
Possession Time	18:27	41:33

Rushing

WOFF — Smith 2-16; Ingram 6-5; Holt 1-5; Parsons 2-1; Corriston 8-(-28).

PITT — Carter 11-65, 1 TD; Jurkovec 7-41, 1 TD; Flemister 9-27; Hammond 5-25, 2 TD; Nwabuko 1-24; Lloyd 5-20; Veilleux 3-9; Davis 2-8; Team 2-(-2).

Passing

WOFF — Corriston 12-17-0, 127 yards, 1 TD.

PITT — Jurkovec 17-23-0, 214 yards, 1 TD; Veilleux 5-9-0, 60 yards, 1 TD.

Receiving

WOFF — Holt 4-18; Watkins 2-14; Smith 2-7; Parker 1-75, 1 TD; Shaw 1-9; Legette 1-5; Davis 1-(-1).

PITT — Mumpfield 3-34; Means 2-39; Bartholomew 2-38; Flemister 2-35; Karter Johnson 2-24, 1 TD; Kenny Johnson 2-17; Reynolds 2-16; Renda 2-14; McConnachie 1-39, 1 TD; Hammond 1-15; Lloyd 1-7; Epps 1-(-1); Fowler-El 1-(-3).

RUSHING INDIVIDUAL

200 yards rushing:

By Pitt: 320, Israel Abanikanda vs. Virginia Tech, 10-8-20 (36 att., 6 TD).
By Opponent: 224, Justin Jackson, Northwestern, 12-28-16 (Pinstripe Bowl) (32 att., 3 TD).

300 yards rushing:

By Pitt: 320, Israel Abanikanda vs. Virginia Tech, 10-8-20 (36 att., 6 TD).
By Opponent: DNA

30 or more rushing attempts:

By Pitt: 36, Israel Abanikanda vs. Virginia Tech, 10-8-22 (320 yards, 6 TD).
By Opponent: 32, AJ Dillon, Boston College, 11-30-19 (178 yards, 1 TD).

Three rushing touchdowns:

By Pitt: Israel Abanikanda at North Carolina, 10-29-22.
By Opponent: Justin Jackson, Northwestern, 12-28-16 (Pinstripe Bowl).

Four rushing touchdowns:

By Pitt: Israel Abanikanda (6) vs. Virginia Tech, 10-8-22.
By Opponent: Rennie Childs, Oklahoma State, 9-17-16.

50+ yard touchdown run:

By Pitt: 80, Israel Abanikanda vs. Virginia Tech, 10-8-22.
By Opponent: 63, Marques DeShields, Rhode Island, 9-24-22.

60+ yard touchdown run:

By Pitt: 80, Israel Abanikanda vs. Virginia Tech, 10-8-22.
By Opponent: 63, Marques DeShields, Rhode Island, 9-24-22.

70+ yard touchdown run:

By Pitt: 80, Israel Abanikanda vs. Virginia Tech, 10-8-22.
By Opponent: 88, Jordan Travis, Florida State, 11-7-20.

80+ yard touchdown run:

By Pitt: 80, Israel Abanikanda vs. Virginia Tech, 10-8-22.
By Opponent: 88, Jordan Travis, Florida State, 11-7-20.

90+ yard touchdown run:

By Pitt: 97, Qadree Ollison vs. Virginia Tech, 11-10-18.
By Opponent: 96, Antowain Smith, Houston, 9-14-96.

Two 100-yard rushers:

By Pitt: 11-10-18 vs. Virginia Tech, Qadree Ollison (235) and Darrin Hall (186).
By Opponent: 9-23-17, Georgia Tech, KirVonte Benson (196) and TaQuon Marshall (112).

Three 100-yard rushers:

By Pitt: 12-26-75 vs. Kansas (Sun Bowl), Tony Dorsett (142), Elliott Walker (123) and Robert Haygood (101).
By Opponent: DNA

Five different rushers with a touchdown:

By Pitt: 9-4-21 vs. UMass, A.J. Davis, Vincent Davis, Israel Abanikanda, Nick Patti and Daniel Carter.
By Opponent: Georgia Tech, 10-25-14, Broderick Snoddy (3), Justin Thomas, Tony Zenon, Matt Connors and Deon Hill.

PASSING INDIVIDUAL

300 yards passing:

By Pitt: 305, Kedon Slovis vs. Georgia Tech, 10-1-22 (26-for-45, 3 TD, 1 INT).
By Opponent: 388, Drake Maye, North Carolina, 10-29-22 (34-for-44, 5 TD, 0 INT).

400 yards passing:

By Pitt: 416, Kenny Pickett at Duke, 11-6-21 (28-for-43, 3 TD).
By Opponent: 487, Brennan Armstrong, Virginia, 11-20-21 (36-for-49, 3 TD, 1 INT).

Four touchdown passes:

By Pitt: Kenny Pickett at Syracuse, 11-27-21.
By Opponent: Drake Maye (5), North Carolina, 10-29-22.

Five touchdown passes:

By Pitt: Kenny Pickett vs. New Hampshire, 9-25-21.
By Opponent: Drake Maye, North Carolina, 10-29-22.

Six touchdown passes:

By Pitt: Kenny Pickett vs. Western Michigan, 9-18-21.
By Opponent: Mike Teel, Rutgers, 10-25-08.

Seven touchdown passes:

By Pitt: Pete Gonzalez at Rutgers, 10-25-97.
By Opponent: DNA

60+ yard TD pass:

By Pitt: 66, at Miami, 11-26-22, Kedon Slovis to Jared Wayne.
By Opponent: 76, North Carolina, 11-11-21, Sam Howell to Antoine Green.

70+ yard TD pass:

By Pitt: 75, vs. NC State, 10-3-20, Kenny Pickett to Jordan Addison.
By Opponent: 75, Wofford, 9-2-23, Bryce Corriston to Tyler Parker.

80+ yard TD pass:

By Pitt: 96, vs. Eastern Michigan, 12-26-19 (Quick Lane Bowl), Kenny Pickett to Maurice Ffrench.
By Opponent: 94, Syracuse, 10-18-19, Clayton Welch to Taj Harris.

90+ yard TD pass:

By Pitt: 96, vs. Eastern Michigan, 12-26-19 (Quick Lane Bowl), Kenny Pickett to Maurice Ffrench.
By Opponent: 94, Syracuse, 10-18-19, Clayton Welch to Taj Harris.

45 or more pass attempts:

By Pitt: 26-for-45, Kedon Slovis vs. Georgia Tech, 10-1-22 (305 yards, 3 TD, 1 INT).
By Opponent: 24-for-45, Riley Leonard, Duke, 11-19-22 (290 yards, 3 TD, 0 INT).

30 or more pass completions:

By Pitt: 39-for-55, Kenny Pickett vs. Miami, 10-30-21 (519 yards, 3 TD, 2 INT).
By Opponent: 34-for-44, Drake Maye, North Carolina, 10-29-22 (388 yards, 5 TD, 0 INT).

RECEIVING INDIVIDUAL

100+ yards receiving:

By Pitt: 205, Jared Wayne (11 receptions, 3 TD) at Miami, 11-26-22.
By Opponent: 115, Kam Brown (4 receptions), UCLA (Sun Bowl), 12-30-22.

150+ yards receiving:

By Pitt: 205, Jared Wayne (11 receptions, 3 TD) at Miami, 11-26-22.
By Opponent: 199, Jordan Moore (14 receptions, 1 TD), Duke, 11-19-22.

200+ yards receiving:

By Pitt: 205, Jared Wayne (11 receptions, 3 TD) at Miami, 11-26-22.
By Opponent: 202, Mike Williams, Clemson, 11-12-16 (15 receptions, 1 TD).

Two 100-yard receivers:

By Pitt: 121, Taysir Mack (5 receptions, 1 TD) and 117, Jordan Addison (6 receptions, 1 TD), at Georgia Tech, 10-2-21.
By Opponent: 180, Antoine Green (10 receptions, 2 TD) and 102, Josh Downs (11 receptions, 2 TD), North Carolina, 10-29-22.

10 or more receptions:

By Pitt: 11, Jared Wayne (205 yards, 3 TD) at Miami, 11-26-22.
By Opponent: 14, Jordan Moore (199 yards, 1 TD), Duke, 11-19-22.

Three receiving touchdowns:

By Pitt: Jared Wayne at Miami, 11-26-22.
By Opponent: Zay Flowers, Boston College, 10-10-20.

Four receiving touchdowns:

By Pitt: Jordan Addison vs. Virginia, 11-20-21.
By Opponent: Amba Etta-Tawo (5), Syracuse, 11-26-16.

60+ yard TD reception:

By Pitt: 66, at Miami, 11-26-22, Kedon Slovis to Jared Wayne.
By Opponent: 76, North Carolina, 11-11-21, Sam Howell to Antoine Green.

70+ yard TD reception:

By Pitt: 75, vs. NC State, 10-3-20, Kenny Pickett to Jordan Addison.
By Opponent: 75, Wofford, 9-2-23, Bryce Corriston to Tyler Parker.

80+ yard TD reception:

By Pitt: 96, vs. Eastern Michigan, 12-26-19 (Quick Lane Bowl), Kenny Pickett to Maurice Ffrench.
By Opponent: 94, Syracuse, 10-18-19, Clayton Welch to Taj Harris.

90+ yard TD reception:

By Pitt: 96, vs. Eastern Michigan, 12-26-19 (Quick Lane Bowl), Kenny Pickett to Maurice Ffrench.
By Opponent: 94, Syracuse, 10-18-19, Clayton Welch to Taj Harris.

COMBOS

100 yards rushing and 100 yards passing (one player):

By Pitt: Billy Daniels vs. Syracuse (165 rushing/121 passing), 11-3-73.
By Opponent: Keenan Reynolds, Navy (144 rushing/126 passing), 12-28-15 (Military Bowl).

100-yard rusher and 300-yard passer:

By Pitt: 11-20-21 vs. Virginia, Vincent Davis (100 rushing) and Kenny Pickett (340 passing).
By Opponent: 11-14-19, North Carolina, Antonio Williams (107 rushing) and Sam Howell (322 passing).

100-yard rusher and 400-yard passer:

By Pitt: 9-25-21 vs. New Hampshire, Rodney Hammond Jr. (100 rushing) and Kenny Pickett (403 passing).
By Opponent: 9-17-16, Oklahoma State, Rennie Childs (101 rushing) and Mason Rudolph (540 passing).

100-yard rusher, 100-yard receiver and 300-yard passer:

By Pitt: 11-20-21 vs. Virginia, Vincent Davis (100 rushing), Jordan Addison (202 receiving) and Kenny Pickett (340 passing).
By Opponent: 11-14-19, North Carolina, Antonio Williams (107 rushing), Dazz Newsome (170 receiving) and Sam Howell (322 passing).

200-yard rusher, 200-yard receiver and 300-yard passer:

By Pitt: 10-21-00 vs. Boston College, Kevan Barlow (209 rushing), Antonio Bryant (222 receiving) and John Turman (332 passing).
By Opponent: DNA

SCORING INDIVIDUAL

Three total touchdowns:

By Pitt: Jared Wayne (three receiving) at Miami, 11-26-22.
By Opponent: Zay Flowers, Boston College (three receiving), 10-10-20.

Four total touchdowns:

By Pitt: Israel Abanikanda (six rushing) vs. Virginia Tech, 10-8-22.
By Opponent: Amba Etta-Tawo (5), Syracuse (five receiving), 11-26-16.

Five total touchdowns:

By Pitt: Israel Abanikanda (six rushing) vs. Virginia Tech, 10-8-22.
By Opponent: Amba Etta-Tawo, Syracuse (five receiving), 11-26-16.

Two-point conversion (rushing):

By Pitt: Israel Abanikanda vs. Duke, 11-19-22.
By Opponent: Jalon Calhoun, Duke, 10-5-19.

Two-point conversion (passing):

By Pitt: Nick Patti to Konata Mumpfield, UCLA (Sun Bowl), 12-30-22.
By Opponent: Payton Thorne to Jalen Nailor, Michigan State, 12-30-21 (Chick-fil-A Peach Bowl).

Defensive two-point conversion:

By Pitt: Doug Hetzler returned blocked PAT attempt at Syracuse, 9-22-90.
By Opponent: Matt Taffoni, West Virginia, interception return, 10-15-94.

Safety:

By Pitt: 11-5-22 vs. Syracuse (Deslin Alexandre sacked Carlos Del Rio-Wilson).
By Opponent: 11-6-21, Duke (Shaka Heyward, Caleb Oppan tackled Vincent Davis).

Two safeties in same game:

By Pitt: 9-13-14 at FIU (Punter Chris Ayers kicks ball out of end zone on bad snap; E.J. Hilliard intentional grounding in end zone).
By Opponent: DNA

One player throw, catch and rush for touchdown (same game):

By Pitt: Jawan Walker at Boston College, 11-1-03 (35-yard pass to Larry Fitzgerald; 47-yard catch from Rod Rutherford; 3-yard rush).
By Opponent: DNA

SPECIAL TEAMS INDIVIDUAL

Three field goals:

By Pitt: Ben Sauls (5) vs. UCLA (Sun Bowl), 12-30-22.
By Opponent: Andre Szmyt, Syracuse, 11-5-22.

Four field goals:

By Pitt: Ben Sauls (5) vs. UCLA (Sun Bowl), 12-30-22.
By Opponent: Gavin Stewart, Georgia Tech, 10-1-22.

Five field goals:

By Pitt: Ben Sauls vs. UCLA (Sun Bowl), 12-30-22.
By Opponent: Joey Slye (6), Virginia Tech, 10-27-16.

50-yard field goal:

By Pitt: 51, Ben Sauls vs. Duke, 11-19-22.
By Opponent: 51, Chase McGrath, Tennessee, 9-10-22.

55-yard field goal:

By Pitt: 58, Alex Kessman at Boston College, 10-10-20.
By Opponent: 57, Jordan Stout, Penn State, 9-14-19.

Missed PAT kick (not blocked):

By Pitt: Sam Scarton vs. North Carolina, 11-11-21.
By Opponent: Parker Sampson, Western Michigan, 9-18-21.

Blocked PAT kick:

By Pitt: Deandre Jules vs. Virginia Tech (VT kicker Will Ross), 10-8-22.
By Opponent: Carlos Basham, Wake Forest
(Pitt kicker Alex Kessman), 11-17-18.

70+ yard punt:

By Pitt: 85 yards, Caleb Junko vs. UCLA, 12-30-22.
By Opponent: 71 yards, Andrew Osteen, UCF, 9-21-19.

Blocked punt:

By Pitt: Habakkuk Baldonado vs. Virginia Tech, 10-8-22.
By Opponent: Chandler Rivers, Duke, 11-19-22.

Blocked punt for a touchdown:

By Pitt: Todd Sibley Jr. vs. Austin Peay, 11-yard return
(blocked by Todd Sibley Jr.), 9-12-20.
By Opponent: Nyke Johnson, Virginia Tech, recovered in end zone
(blocked by P.J. Prioleau), 10-8-22.

Blocked field goal:

By Pitt: SirVocea Dennis at Georgia Tech, 10-2-21.
By Opponent: Jahlil Taylor, North Carolina, 11-11-21.

Blocked field goal for a touchdown:

By Pitt: Bernard "Josh" Lay vs. Connecticut, 71 yards, 11-12-05.
By Opponent: Ronyell Whitaker, Virginia Tech, 71 yards, 11-3-01.

Kickoff return for a touchdown:

By Pitt: Israel Abanikanda vs. Virginia, 98 yards, 11-20-21.
By Opponent: Jaylen Stinson, Duke, 86 yards, 11-6-21.

Punt return for a touchdown (not blocked):

By Pitt: M.J. Devonshire vs. Rhode Island, 82 yards, 9-24-22.
By Opponent: Otis Anderson, UCF, 87 yards, 9-21-19.

DEFENSE INDIVIDUAL

15+ tackles:

By Pitt: 15, Matt Galambos vs. Northwestern (Military Bowl), 12-28-16.
By Opponent: 16, Mikel Jones, Syracuse, 11-27-21.

20+ tackles:

By Pitt: 20, H.B. Blades at Louisville, 11-3-05.
By Opponent: 20, David Bavaro, Syracuse, 12-3-88.

Three sacks:

By Pitt: 3, Dayon Hayes at Miami, 11-26-22.
By Opponent: 3, Greg Rousseau, Miami, 10-26-19.

Four sacks:

By Pitt: 5, Ejuan Price vs. Louisville, 11-21-15.
By Opponent: 4, Brandon Sharpe, Syracuse, 10-5-12.

Four tackles for loss:

By Pitt: 4, Dayon Hayes at Miami, 11-26-22.
By Opponent: 4, Quincy Roche, Miami, 10-17-20.

Two forced fumbles:

By Pitt: 2, Erick Hallett II at Miami, 11-26-22.
By Opponent: 2, Yasir Abdullah, Louisville, 9-26-20.

Two fumble recoveries:

By Pitt: 2, Rashad Weaver vs. Penn State, 9-8-18.
By Opponent: 2, Zaire Barnes, Western Michigan, 9-18-21.

Two interceptions:

By Pitt: Erick Hallett II at Western Michigan, 9-17-22.
By Opponent: Mario Goodrich, Clemson, 11-28-20.

Three interceptions:

By Pitt: Shawntae Spencer, vs. Ohio, 8-31-02.
By Opponent: Keion Carpenter, Virginia Tech, 9-26-98.

Interception return for a touchdown:

By Pitt: M.J. Devonshire (29 yards) and Marquis Williams (39 yards)
at Virginia, 11-12-22.
By Opponent: Jaylin Davies, UCLA, 52 yards, 12-30-22
(Sun Bowl).

Two interception returns for touchdowns (same game):

By Pitt: M.J. Devonshire (29 yards) and Marquis Williams (39 yards)
at Virginia, 11-12-22.
By Opponent: USF, Nate Allen, 37 yards, followed by Trae Williams,
21 yards, 11-24-07.

Fumble return for a touchdown:

By Pitt: Brandon Hill vs. Duke, 30 yards, 11-19-22.
By Opponent: Kei'Trel Clark, Louisville, 59 yards, 10-22-22.

Two defensive touchdowns (same game):

By Pitt: M.J. Devonshire (29-yard interception return) and Marquis
Williams (39-yard interception return) at Virginia, 11-12-22.
By Opponent: USF, Nate Allen (37-yard interception return) and
Trae Williams (21-yard interception return), 11-24-07.

TEAM SCORING

40 points scored by team:

By Pitt: 45 vs. Wofford, 9-2-23.

By Opponent: 42, North Carolina, 10-29-22.

50 points scored by team:

By Pitt: 54 at Duke, 11-6-21.

By Opponent: 52, Clemson, 11-28-20.

60 points scored by team:

By Pitt: 77 vs. New Hampshire, 9-25-21.

By Opponent: 61, Syracuse, 11-26-16.

70 points scored by team:

By Pitt: 77 vs. New Hampshire, 9-25-21.

By Opponent: 72, Ohio State, 9-21-16.

40+ point margin of victory (vs. FBS teams only):

By Pitt: 51-7 vs. UMass, 9-4-21.

By Opponent: 45-3 vs. Notre Dame, 10-24-20.

50+ point margin of victory (vs. FBS teams only):

By Pitt: 76-0 at Temple, 9-24-76.

By Opponent: 60-6 at Notre Dame, 11-16-96.

20 first-quarter points:

By Pitt: 28 at Virginia, 11-12-22.

By Opponent: 21, Wake Forest (ACCF CG), 12-4-21.

20 second-quarter points:

By Pitt: 21 vs. Wofford, 9-2-23.

By Opponent: 21, Notre Dame, 10-24-20.

20 third-quarter points:

By Pitt: 21 vs. New Hampshire, 9-25-21.

By Opponent: 21, UCF, 9-21-19.

20 fourth-quarter points:

By Pitt: 20 vs. Syracuse, 11-26-16.

By Opponent: 21, North Carolina, 10-29-22.

30 points scored in first half:

By Pitt: 30 at Duke, 11-6-21.

By Opponent: 31, Miami, 10-30-21.

30 points scored in second half:

By Pitt: 41 vs. Syracuse, 11-26-16.

By Opponent: 40, Syracuse, 11-26-16.

Failed to score a touchdown:

By Pitt: vs. Notre Dame, 10-24-20 (Pitt lost, 45-3).

By Opponent: Syracuse, 11-5-22 (Pitt won, 19,9).

Shutout:

By Pitt: 55-0 vs. Austin Peay, 9-12-20.

By Opponent: Virginia Tech, 28-0, 11-23-19.

Shutout at home:

By Pitt: 55-0 vs. Austin Peay, 9-12-20.

By Opponent: Virginia Tech, 28-0, 11-23-19.

Shutout on the road:

By Pitt: 42-0 at Rutgers, 11-10-01.

By Opponent: West Virginia, 34-0, 8-31-96.

First half shutout:

By Pitt: 28-0 vs. Wofford, 9-2-23 (Pitt won, 45-7).

By Opponent: Virginia Tech, 21-0, 11-23-19 (Pitt lost, 28-0).

Second half shutout:

By Pitt: 21-0 vs. Wake Forest (ACCF CG), 12-4-21 (Pitt won, 45-21).

By Opponent: North Carolina, 16-0, 11-11-21 (Pitt won, 30-23).

TEAM OFFENSE

500 yards in total offense:

By Pitt: 510 at Miami, 11-26-22 (262 pass, 248 rush).

By Opponent: 514, Virginia, 11-20-21 (487 pass, 27 rush).

600 yards in total offense:

By Pitt: 636 at Duke, 11-6-21 (416 pass, 220 rush).

By Opponent: 619, Duke, 10-27-18 (396 pass, 223 rush).

700 yards in total offense:

By Pitt: 707 vs. New Hampshire, 9-25-21 (455 pass, 252 rush).

By Opponent: DNA.

300 yards passing:

By Pitt: 305 vs. Georgia Tech, 10-1-22 (26-for-45, 3 TD, 1 INT).

By Opponent: 325, UCLA (Sun Bowl), 12-30-22 (22-for-33, 2 TD, 4 INT).

400 yards passing:

By Pitt: 416 at Duke, 11-6-21 (28-for-44, 3 TD).

By Opponent: 487, Virginia, 11-20-21 (36-for-51, 3 TD, 1 INT).

300 yards rushing:

By Pitt: 326 vs. Virginia Tech, 10-8-22 (43 att., 6 TD).

By Opponent: 301, Clemson, 12-1-18 (35 att., 4 TD).

400 yards rushing:

By Pitt: 492 vs. Virginia Tech, 11-10-18 (36 att., 6 TD).

By Opponent: 436, Georgia Tech, 9-23-17 (67 att., 5 TD).

40 minutes in possession time:

By Pitt: 41:33 vs. Wofford, 9-2-23.

By Opponent: 40:15, Western Michigan, 9-18-21.

99-yard touchdown drive:

By Pitt: vs. Georgia Tech, 10-1-22 (9 plays, 1:54).

By Opponent: Georgia Tech, 9-15-18 (14 plays, 3:31).

15-play scoring drive:

By Pitt: vs. Wofford, 9-2-23 (15 plays, 80 yards, 9:06, TD).

By Opponent: Rhode Island, 9-24-22 (18 plays, 61 yards, 8:16, FG).

TEAM DEFENSE

Held opponent under 100 yards in total offense:

By Pitt: 64, vs. Delaware, 8-30-14 (33 rushing, 31 passing).
By Opponent: 94, Boston College, 10-7-95 (-11 rushing, 105 passing).

Held opponent under 100 yards passing:

By Pitt: 60 vs. New Hampshire, 9-25-21 (10-for-24, 1 TD, 1 INT).
By Opponent: 8, Clemson, 12-1-18 (4-for-16).

Held opponent under 50 yards passing:

By Pitt: 48 at Georgia Tech, 9-23-17 (4-for-7).
By Opponent: 8, Clemson, 12-1-18 (4-for-16).

Held opponent under 100 yards rushing:

By Pitt: -1 vs. Wofford, 9-2-23 (19 att.).
By Opponent: 76, West Virginia, 9-1-22 (38 att.).

Held opponent under 75 yards rushing:

By Pitt: -1 vs. Wofford, 9-2-23 (19 att.).
By Opponent: 68, Miami, 10-30-21 (23 att.).

Held opponent under 50 yards rushing:

By Pitt: -1 vs. Wofford, 9-2-23 (19 att.).
By Opponent: 16, Clemson, 11-28-20 (24 att.).

Held opponent under 25 yards rushing:

By Pitt: -1 vs. Wofford, 9-2-23 (19 att.).
By Opponent: 16, Clemson, 11-28-20 (24 att.).

Held an opponent to negative yards rushing:

By Pitt: -1 vs. Wofford, 9-2-23 (19 att.).
By Opponent: -5, Georgia Tech, 11-2-13 (21 att.).

Forced six turnovers:

By Pitt: 6 at Duke, 10-5-19 (3 interceptions, 3 fumbles).
By Opponent: 6, Georgia Tech, 10-25-14 (6 fumbles).

Forced five turnovers:

By Pitt: 5 vs. UCLA (Sun Bowl), 12-30-22 (4 interceptions, 1 fumble).
By Opponent: 6, Georgia Tech, 10-25-14 (6 fumbles).

Forced four turnovers:

By Pitt: 5 vs. UCLA (Sun Bowl), 12-30-22 (4 interceptions, 1 fumble).
By Opponent: 4, Louisville, 10-22-22 (2 interceptions, 2 fumbles).

Forced three interceptions:

By Pitt: 4 vs. UCLA (Sun Bowl), 12-30-22.
By Opponent: 4, Clemson, 11-28-20.

Recovered three fumbles:

By Pitt: 3 at Duke, 10-5-19.
By Opponent: 3, Boston College, 11-30-19.

PENALTIES

100+ yards in penalties:

By Pitt: 107 vs. Miami, 9 penalties, 10-30-21.
By Opponent: 104, North Carolina, 12 penalties, 11-11-21.

10+ penalties

By Pitt: 12 vs. Georgia Tech, 75 yards, 10-1-22.
By Opponent: 11, West Virginia, 72 yards, 9-1-22.

Zero penalties:

By Pitt: vs. Youngstown State, 9-2-17.
By Opponent: West Virginia, 11-13-76.

OVERTIME GAMES

Overtime win at home:

By Pitt: 30-23 vs. North Carolina, 11-11-21.
By Opponent: Boston College, 31-30, 10-10-20.

Overtime win on the road:

By Pitt: 36-33 (4OT) at Notre Dame, 11-1-08.
By Opponent: Tennessee, 31-24, 9-10-22.

PITT HISTORY IN OVERTIME GAMES

All-Time OT Games: 21 (10-11)

1OT Games: 12 (7-5)

2OT Games: 6 (1-5)

3OT Games: 2 (1-1)

4OT Games: 1 (1-0)

DATE	OPPONENT	RESULT
Sept. 14, 1996	Houston	L, 42-35
Oct. 25, 1997	at Rutgers	W, 55-48 (2OT)
Nov. 28, 1997	at West Virginia	W, 41-38 (3OT)
Oct. 7, 2000	at Syracuse	L, 24-17 (2OT)
Oct. 26, 2002	Boston College	W, 19-16
Sept. 25, 2004	Furman	W, 41-38
Oct. 16, 2004	Boston College	W, 20-17
Nov. 6, 2004	at Syracuse	L, 38-31 (2OT)
Sept. 9, 2005	at Ohio	L, 16-10
Nov. 11, 2006	at Connecticut	L, 46-45 (2OT)
Oct. 10, 2007	Navy	L, 48-45 (2OT)
Nov. 1, 2008	at Notre Dame	W, 36-33 (4OT)
Sept. 2, 2010	at Utah	L, 27-24
Nov. 3, 2012	at Notre Dame	L, 29-26 (3OT)
Nov. 1, 2014	Duke	L, 51-48 (2OT)
Sept. 2, 2017	Youngstown State	W, 28-21
Oct. 6, 2018	Syracuse	W, 44-37
Nov. 14, 2019	North Carolina	W, 34-27
Oct. 10, 2020	at Boston College	L, 31-30
Nov. 11, 2021	North Carolina	W, 30-23
Sept. 10, 2022	Tennessee	L, 34-27

Pitt wins in bold

NCAA Statistics

Pittsburgh - 2023-24 Football Ranking Summary thru games 09/02/2023

Statistic	National Rank	Conference Rank	Value	National Leader	Value	Conference Leader	Value
3rd Down Conversion Pct (125 ranked)	24	3	0.571	Oklahoma	0.846	North Carolina	0.615
3rd Down Conversion Pct Defense (125 ranked)	5	2	0.111	Memphis	0.067	Georgia Tech	0.091
4th Down Conversion Pct (82 ranked)	1	1	1.000	36 teams tied	1.000	Pittsburgh Boston College Louisville	1.000 1.000 1.000
4th Down Conversion Pct Defense (101 ranked)	1	1	0.000	49 teams tied	0.000	7 teams tied	0.000
Blocked Kicks (3 ranked)				Oklahoma St.		3	
Blocked Kicks Allowed (116 ranked)	1	1	0	115 teams tied	0	11 teams tied	0
Blocked Punts (2 ranked)				Vanderbilt		2	
Blocked Punts Allowed (124 ranked)	1	1	0	123 teams tied	0	11 teams tied	0
Completion Percentage (125 ranked)	48	4	0.688	Tulane	0.933	Miami (FL)	0.800
Defensive TDs (1 ranked)				17 teams tied	1	Syracuse	1
Fewest Penalties (125 ranked)	68	6	7	Mississippi St. NC State Penn St.	1 1 1	NC State	1
Fewest Penalties Per Game (125 ranked)	74	6	7.00	Mississippi St. NC State Penn St.	1.00 1.00 1.00	NC State	1.00
Fewest Penalty Yards (125 ranked)	83	10	62	NC State Penn St.	5 5	NC State	5
Fewest Penalty Yards Per Game (125 ranked)	88	10	62.00	NC State Penn St.	5.00 5.00	NC State	5.00
First Downs Defense (125 ranked)	2	1	7	Memphis	4	Pittsburgh Syracuse	7 7
First Downs Offense (125 ranked)	17	2	30	Notre Dame Southern California	53 53	Syracuse	34
Fumbles Lost (121 ranked)	1	1	0	79 teams tied	0	9 teams tied	0
Fumbles Recovered (13 ranked)	13	2	1	4 teams tied	3	Virginia Tech	2
Kickoff Return Defense (125 ranked)	1	1	0.00	17 teams tied	0.00	Pittsburgh Syracuse	0.00 0.00
Kickoff Returns (107 ranked)	72	8	17.00	Colorado St.	98.00	Miami (FL)	40.00
Net Punting (123 ranked)	93	9	36.00	Oregon	58.00	Syracuse	49.00
Passes Had Intercepted (125 ranked)	1	1	0	57 teams tied	0	4 teams tied	0
Passes Intercepted (34 ranked)				San Diego St.	6	Syracuse Wake Forest	2 2
Passing Offense (125 ranked)	46	4	274.0	Ole Miss	524.0	Syracuse	406.0
Passing Yards Allowed (125 ranked)	21	4	127.0	Ga. Southern	14.0	Syracuse	52.0
Passing Yards per Completion (125 ranked)	46	6	12.45	Air Force	47.50	Wake Forest	17.32
Punt Return Defense (125 ranked)	9	2	0.00	Washington St.	-3.00	Miami (FL)	-2.00
Punt Returns (125 ranked)	51	5	5.00	Houston	48.00	Virginia Tech	28.67
Red Zone Defense (71 ranked)	1	1	0.000	11 teams tied	0.000	Miami (FL) Pittsburgh Syracuse	0.000 0.000 0.000
Red Zone Offense (122 ranked)	1	1	1.000	56 teams tied	1.000	7 teams tied	1.000
Rushing Defense (125 ranked)	3	2	-1.0	Stanford	-5.0	North Carolina	-2.0
Rushing Offense (124 ranked)	29	4	217.0	UCF	389.0	Syracuse	271.0
Sacks Allowed (125 ranked)	34	4	1.00	33 teams tied	0.00	Louisville North Carolina Virginia Tech	0.00 0.00 0.00
Scoring Defense (125 ranked)	15	3	7.0	5 teams tied	0.0	Syracuse	0.0
Scoring Offense (120 ranked)	22	2	45.0	Oregon	79.0	Syracuse	65.0
Tackles for Loss Allowed (123 ranked)	12	5	3.00	Miami (FL) North Carolina Tennessee	1.00 1.00 1.00	Miami (FL) North Carolina	1.00 1.00
Team Passing Efficiency (125 ranked)	39	6	161.30	Air Force	442.67	Syracuse	224.88
Team Passing Efficiency Defense (125 ranked)	101	9	152.75	Southern Miss.	33.54	Syracuse	56.84
Team Sacks (71 ranked)	13	3	4.00	North Carolina	9.00	North Carolina	9.00
Team Tackles for Loss (121 ranked)	46	5	6.0	North Carolina	16.0	North Carolina	16.0
Time of Possession (125 ranked)	1	1	41:33	Pittsburgh	41:33	Pittsburgh	41:33
Total Defense (125 ranked)	3	2	126.0	Memphis	75.0	Syracuse	106.0
Total Offense (125 ranked)	30	3	491.0	Oregon	729.0	Syracuse	677.0
Turnover Margin (125 ranked)	23	2	1.00	Arkansas	5.00	Virginia Tech	3.00
Turnovers Gained (48 ranked)	48	5	1	Jacksonville St.	7	Syracuse Virginia Tech	3 3
Turnovers Lost (122 ranked)	1	1	0	39 teams tied	0	4 teams tied	0
Winning Percentage (85 ranked)	1	1	1.000	78 teams tied	1.000	8 teams tied	1.000

Statistic	Player	National Rank	Conference Rank	Value	National Leader	Value	Conference Leader	Value
All Purpose (200 ranked)					Kimani Vidal, Troy	302.00	Jawhar Jordan, Louisville	125.00
Blocked Kicks (1 ranked)					Korie Black, Oklahoma St.	2		
Combined Kick Returns (200 ranked)	M.J. Devonshire A.J. Woods	125 138	14 15	20	Zachariah Branch, Southern California	203	Ke'Shawn Williams, Wake Forest	96
Completion Percentage (119 ranked)	Phil Jurkovec	27	4	0.739	Michael Pratt, Tulane	0.933	Tyler Van Dyke, Miami (FL)	0.773
Completions Per Game (94 ranked)	Phil Jurkovec	70	6	17.00	Shedeur Sanders, Colorado Jacob Zeno, UAB	38.00 38.00	Drake Maye, North Carolina	24.00
Field Goal Percentage (87 ranked)	Ben Sauls	1	1	1.000	56 players tied	1.000	8 players tied	1.000
Field Goals Per Game (89 ranked)	Ben Sauls	35	6	1.00	Andrew Stein, Southern Miss. Brock Travelstead, Louisville	4.00 4.00	Brock Travelstead, Louisville	4.00
Forced Fumbles (72 ranked)					Jett Johnson, Mississippi St.	2.00	7 players tied	1.00
Fumbles Recovered (2 ranked)	Bam Brima	2	1	1	Jeff Marks, Jacksonville St.	2	7 players tied	1
Interceptions Per Game (91 ranked)					Clayton Isbell, Coastal Carolina	3.0	8 players tied	1.0
Kickoff Return TDs (1 ranked)					7 players tied	1		
Kickoff Returns (60 ranked)					Barion Brown, Kentucky	58.5	Ke'Shawn Williams, Wake Forest	32.0
Passes Defended (75 ranked)					Davon Banks, Washington Jay Stanley, Southern Miss.	4.0 4.0	9 players tied	2.0
Passing Efficiency (119 ranked)	Phil Jurkovec	33	3	166.4	Michael Pratt, Tulane	346.0	Garrett Shrader, Syracuse	211.6
Passing TDs (10 ranked)					Caleb Williams, Southern California	9	Garrett Shrader, Syracuse	4
Passing Yards (130 ranked)	Phil Jurkovec	67	7	214	Brayden Schager, Hawaii	706	Mitch Griffis, Wake Forest	329
Passing Yards Per Game (130 ranked)	Phil Jurkovec	62	7	214.0	Shedeur Sanders, Colorado	510.0	Mitch Griffis, Wake Forest	329.0
Passing Yards per Completion (119 ranked)	Phil Jurkovec	43	6	12.59	Michael Pratt, Tulane	21.00	Mitch Griffis, Wake Forest	17.32
Points Responsible For (198 ranked)	Rodney Hammond Jr. Phil Jurkovec	90 90	10 10	12 12	Caleb Williams, Southern California	54	Garrett Shrader, Syracuse Grant Wells, Virginia Tech	24 24
Points Responsible For Per Game (187 ranked)	Rodney Hammond Jr. Phil Jurkovec Ben Sauls	76 76 187	10 10 22	12.0 12.0 8.0	Emory Jones, Cincinnati	42.0	Garrett Shrader, Syracuse Grant Wells, Virginia Tech	24.0 24.0
Punt Return TDs (1 ranked)					Avery Sledge, Mississippi St. Gavin Freeman, Oklahoma Jordan Watkins, Ole Miss	1 1 1		
Punt Returns (49 ranked)	M.J. Devonshire	36	5	5.0	Gavin Freeman, Oklahoma	45.0	D'Marcus Adams, Syracuse	10.3
Punting (67 ranked)					James Evans, Indiana	54.2	Brock Travelstead, Louisville	46.2
Receiving TDs (10 ranked)					Tre Harris, Ole Miss Will Sheppard, Vanderbilt	4 4	Ali Jennings, Virginia Tech Isaiah Jones, Syracuse Jamari Thrash, Louisville	2 2 2
Receiving Yards (199 ranked)					Pofele Ashlock, Hawaii	241	Jahmal Banks, Wake Forest	108
Receiving Yards Per Game (195 ranked)					Xavier Legette, South Carolina	178.0	Jahmal Banks, Wake Forest	108.0
Receptions Per Game (140 ranked)					Terrell Vaughn, Utah St.	12.0	Kobe Paysour, North Carolina Jamari Thrash, Louisville	7.0 7.0
Rush Yards Per Carry (142 ranked)	Daniel Carter	41	3	5.91	Chez Mellusi, Wisconsin	12.08	British Brooks, North Carolina	6.87
Rushing TDs (1 ranked)					7 players tied	3		
Rushing Yards (196 ranked)	Daniel Carter Phil Jurkovec	98 196	9 19	65 41	Kimani Vidal, Troy	248	LeQuint Allen, Syracuse	107
Rushing Yards Per Game (199 ranked)	Daniel Carter Phil Jurkovec	85 184	9 19	65.0 41.0	Kimani Vidal, Troy	248.0	LeQuint Allen, Syracuse	107.0
Sacks (30 ranked)	Bam Brima Dayon Hayes Bangally Kamara Samuel Okunlola	30 30 30 30	6 6 6 6	1.00 1.00 1.00 1.00	David Bailey, Stanford Laiatu Latu, UCLA	3.00 3.00	Amari Gainer, North Carolina Antwaun Powell-Ryland Jr., Virginia Tech Kaimon Rucker, North Carolina	2.00 2.00 2.00
Scoring (138 ranked)	Rodney Hammond Jr. Ben Sauls Daniel Carter Karter Johnson Phil Jurkovec Jake McConnachie	22 108 138 138 138 138	3 13 16 16 16 16	12.0 8.0 6.0 6.0 6.0 6.0	Dylan Edwards, Colorado Tre Harris, Ole Miss Dylan Sampson, Tennessee	24.0 24.0 24.0	Brock Travelstead, Louisville	15.0
Solo Tackles (87 ranked)					4 players tied	11.0	Kameron Butler, Virginia Payton Wilson, NC State	8.0 8.0
Tackles For Loss (74 ranked)					Kaimon Rucker, North Carolina	5.5	Kaimon Rucker, North Carolina	5.5
Total Interceptions (10 ranked)					Clayton Isbell, Coastal Carolina	3	8 players tied	1
Total Offense (200 ranked)	Phil Jurkovec	55	7	255.0	Cameron Ward, Washington St.	491.0	Haynes King, Georgia Tech	366.0
Total Points Scored (135 ranked)	Rodney Hammond Jr. Ben Sauls	33 135	3 13	12 8	4 players tied	24	Brock Travelstead, Louisville	15
Total Tackles (499 ranked)	Dayon Hayes Bangally Kamara	499 499	43 43	4.0 4.0	Jay Higgins, Iowa Jack Howell, Colorado St.	16.0 16.0	Vinny DePalma, Boston College	12.0
Total Touchdowns (94 ranked)	Rodney Hammond Jr. Daniel Carter Karter Johnson Phil Jurkovec Jake McConnachie	19 94 94 94 94	1 8 8 8 8	2 1 1 1 1	4 players tied	4	7 players tied	2
Yards per Pass Attempt (118 ranked)	Phil Jurkovec	30	4	9.30	Michael Pratt, Tulane	19.60	Mitch Griffis, Wake Forest	10.97
Yards per Reception (200 ranked)	Bub Means Gavin Bartholomew C'Bo Flemister	85 91 113	9 10 14	19.50 19.00 17.50	Jared Roznos, Air Force	47.50	Umari Hatcher, Syracuse	26.25



2023-24 Pittsburgh Football
Game Results
All games

Page 1/1
as of Sep 03, 2023

Team Results

Date	Opponent		Score	Overall	Conf	Time	Attend
09/02/2023	Wofford	W	45-7	1-0	0-0	3:01	45096



2023-24 Pittsburgh Football
Overall Team Statistics
All games

Page 1/2
as of Sep 03, 2023

Team Statistics

	UP	OPP
Scoring	45	7
Points per game	45.0	7.0
Points Off Turnovers	7	0
First Downs	30	7
Rushing	15	1
Passing	14	4
Penalty	1	2
Rushing Yardage	217	-1
Yards gained rushing	231	41
Yards lost rushing	14	42
Rushing attempts	45	19
Average per rush	4.8	-0.1
Average per game	217.0	-1.0
TDs Rushing	4	0
Passing Yardage	274	127
Comp-Att-Int	22-32-0	12-17-0
Average per pass	8.6	7.5
Average per catch	12.5	10.6
Average per game	274.0	127.0
TDs Passing	2	1
Total offense	491	126
Total plays	77	36
Average per play	6.4	3.5
Average per game	491.0	126.0
Kick returns: #-Yards	1-17	0-0
Punt returns: #-Yards	4-20	0-0
Int returns: #-Yards	0-0	0-0
Kick return average	17.0	0.0
Punt return average	5.0	0.0
Int return average	0.0	0.0
Fumbles-Lost	0-0	1-1
Penalties-Yards	7-62	2-20
Average per game	62.0	20.0
Punts-Yards	2-92	8-358
Average per punt	46.0	44.8
Net punt average	36.0	41.0
Kickoffs-Yards	8-519	2-130
Average per kick	64.9	65.0
Net kick average	40.0	44.0
Time of possession / game	41:33	18:27
3rd-down conversion	8/14	1/9
3rd-down pct	57%	11%
4rd-down conversion	3/3	0/0



2023-24 Pittsburgh Football
Overall Team Statistics
All games

Page 2/2
as of Sep 03, 2023

	UP	OPP
4rd-down pct	100%	0%
Sacks by-Yards	4-33	1-12
Misc Yards	0	0
Touchdowns scored	6	1
Field goals - attempts	1-1	0-0
On-Side kicks	0-0	0-0
Red-zone scores	(5-5) 100%	(0-0) 0%
Red-zone touchdowns	(4-5) 80%	(0-0) 0%
PAT-attempts	(6-6) 100%	(1-1) 100%
2-point conversion-attempts	(0-0) 0%	(0-0) 0%
Attendance	45096	0
Games / Avg per game	1/45096	0/0
Neutral site games	-	0/0

Score by Periods

Team	1st	2nd	3rd	4th	OT	TOT
Pittsburgh	7	21	10	7	0	45
Opponents	0	0	0	7	0	7



2023-24 Pittsburgh Football
Individual Statistics
All games

Page 1/3
as of Sep 03, 2023

Rushing

Player	gp	att	gain	loss	net	avg	td	lg	avg/g
Daniel Carter	1	11	65	0	65	5.9	1	22	65.0
Phil Jurkovec	1	7	53	12	41	5.9	1	23	41.0
C'Bo Flemister	1	9	27	0	27	3.0	0	7	27.0
Rodney Hammond Jr.	1	5	25	0	25	5.0	2	10	25.0
Che Nwabuko	1	1	24	0	24	24.0	0	24	24.0
Montravius Lloyd	1	5	20	0	20	4.0	0	5	20.0
Christian Veilleux	1	3	9	0	9	3.0	0	6	9.0
Derrick Davis Jr.	1	2	8	0	8	4.0	0	7	8.0
Team	1	2	0	2	-2	-1.0	0	0	-2.0
Total	1	45	231	14	217	4.8	4	24	217.0
Opponents	1	19	41	42	-1	-0.1	0	14	-1.0

Passing

Player	gp	effic	comp-att-int	pct	yds	td	lg	avg/g
Phil Jurkovec	1	166.4	17-23-0	73.9	214	1	28	214.0
Christian Veilleux	1	148.2	5-9-0	55.6	60	1	39	60.0
Total	1	161.3	22-32-0	68.8	274	2	39	274.0
Opponents	1	152.8	12-17-0	70.6	127	1	75	127.0

Receiving

Player	gp	no.	yds	avg	td	lg	avg/g
Konata Mumpfield	1	3	34	11.3	0	18	34.0
Bub Means	1	2	39	19.5	0	24	39.0
C'Bo Flemister	1	2	35	17.5	0	22	35.0
Daejon Reynolds	1	2	16	8.0	0	16	16.0
Gavin Bartholomew	1	2	38	19.0	0	28	38.0
Jake Renda	1	2	14	7.0	0	12	14.0
Karter Johnson	1	2	24	12.0	1	23	24.0
Kenny Johnson	1	2	17	8.5	0	9	17.0
Malcolm Epps	1	1	-1	-1.0	0	0	-1.0
Jake McConnachie	1	1	39	39.0	1	39	39.0
Rodney Hammond Jr.	1	1	15	15.0	0	15	15.0
Zion Fowler-El	1	1	-3	-3.0	0	0	-3.0
Montravius Lloyd	1	1	7	7.0	0	7	7.0
Total	1	22	274	12.5	2	39	274.0
Opponents	1	12	127	10.6	1	75	127.0

Punt Returns

Player	no.	yds	avg	td	lg
M.J. Devonshire	4	20	5.0	0	12
Total	4	20	5.0	0	12
Opponents	0	0	0.0	0	0

Interceptions

Player	no.	yds	avg	td	lg
Total	0	0	0.0	0	0
Opponents	0	0	0.0	0	0

Kick Returns

Player	no.	yds	avg	td	lg
A.J. Woods	1	17	17.0	0	17
Total	1	17	17.0	0	17
Opponents	0	0	0.0	0	0

Fumble Returns

Player	no.	yds	avg	td	lg
Bam Brima	1	0	0.0	0	0
Total	1	0	0.0	0	0
Opponents	0	0	0.0	0	0



2023-24 Pittsburgh Football
Individual Statistics
All games

Page 2/3
as of Sep 03, 2023

Scoring

Player			PAT						pts
	td	fg	kick	rush	rcv	pass	dxp	saf	
Rodney Hammond Jr.	2	-	-	-	-	-	-	-	12
Ben Sauls	-	1-1	5-5	-	-	-	-	-	8
Phil Jurkovec	1	-	-	-	-	-	-	-	6
Daniel Carter	1	-	-	-	-	-	-	-	6
Jake McConnachie	1	-	-	-	-	-	-	-	6
Karter Johnson	1	-	-	-	-	-	-	-	6
Samuel Carpenter	-	-	1-1	-	-	-	-	-	1
Total	6	1-1	6-6	0	0	0	0	0	45
Opponents	1	0-0	1-1	0	0	0	0	0	7

Field Goals

Player	fg	pct.	01-19	20-29	30-39	40-49	50-99	lg	blk
Ben Sauls	1-1	100.0	0-0	1-1	0-0	0-0	0-0	26	0
Opponents	0-0	0.0	0-0	0-0	0-0	0-0	0-0	0	0

FG Sequence

Team Name	Pittsburgh	Opponents
-----------	------------	-----------

Numbers in (parentheses) indicate field goal was made

Total Offense

Player	g	plays	rush	pass	total	avg/g
Phil Jurkovec	1	30	41	214	255	255.0
Christian Veilleux	1	12	9	60	69	69.0
Daniel Carter	1	11	65	0	65	65.0
C'Bo Flemister	1	9	27	0	27	27.0
Rodney Hammond Jr.	1	5	25	0	25	25.0
Che Nwabuko	1	1	24	0	24	24.0
Montravius Lloyd	1	5	20	0	20	20.0
Derrick Davis Jr.	1	2	8	0	8	8.0
Team	1	0	-2	0	-2	-2.0
Total	1	77	217	274	491	491.0
Opponents	1	36	-1	127	126	126.0

Punting

Player	no.	yds	avg	lg	tb	fc	i20	50+	blk
Caleb Junko	2	92	46.0	47	1	1	0	0	0
Total	2	92	46.0	47	1	1	0	0	0
Opponents	8	358	44.8	68	1	1	3	3	0

Kickoffs

Player	no.	yds	avg	tb	ob	retn	net	ydln
Ben Sauls	8	519	64.9	7	0			
Total	8	519	64.9	7	0	0	40	25
Opponents	2	130	65.0	1	0	1	44	21



2023-24 Pittsburgh Football
Individual Statistics
All games

Page 3/3
as of Sep 03, 2023

All Purpose

Player	g	rush	rcv	pr	kr	ir	total	avg/g
Daniel Carter	1	65	0	0	0	0	65	65.0
C'Bo Flemister	1	27	35	0	0	0	62	62.0
Phil Jurkovec	1	41	0	0	0	0	41	41.0
Rodney Hammond Jr.	1	25	15	0	0	0	40	40.0
Bub Means	1	0	39	0	0	0	39	39.0
Jake McConnachie	1	0	39	0	0	0	39	39.0
Gavin Bartholomew	1	0	38	0	0	0	38	38.0
Konata Mumpfield	1	0	34	0	0	0	34	34.0
Montravius Lloyd	1	20	7	0	0	0	27	27.0
Karter Johnson	1	0	24	0	0	0	24	24.0
Che Nwabuko	1	24	0	0	0	0	24	24.0
M.J. Devonshire	1	0	0	20	0	0	20	20.0
A.J. Woods	1	0	0	0	17	0	17	17.0
Kenny Johnson	1	0	17	0	0	0	17	17.0
Daejon Reynolds	1	0	16	0	0	0	16	16.0
Jake Renda	1	0	14	0	0	0	14	14.0
Christian Veilleux	1	9	0	0	0	0	9	9.0
Derrick Davis Jr.	1	8	0	0	0	0	8	8.0
Malcolm Epps	1	0	-1	0	0	0	-1	-1.0
Zion Fowler-El	1	0	-3	0	0	0	-3	-3.0
Team	1	-2	0	0	0	0	-2	-2.0
Total	1	217	274	20	17	0	528	528.0
Opponents	1	-1	127	0	0	0	126	126.0



2023-24 Pittsburgh Football
Overall Defense Statistics
All games

Page 1/1
as of Sep 03, 2023

Team Defense

			Tackles				Sacks	Pass defense			Fumbles		blkd	
##	Player	gp	ua	a	tot	tfl/yds	no-yds	int-yds	brup	qbh	fr-yds	ff	kick	saf
11	Bangally Kamara	1	2	2	4	1-9	1-9	.	1
50	Dayon Hayes	1	2	2	4	1-8	1-8	.	.	1
5	Phillip O'Brien Jr.	1	2	1	3
9	A.J. Woods	1	1	2	3
30	Brandon George	1	.	3	3
23	Solomon DeShields	1	2	.	2	1-1
0	Deandre Jules	1	1	1	2	1-4	.	.	.	1
7	Javon McIntyre	1	.	2	2
57	Bam Brima	1	2	.	2	1-8	1-8	.	.	.	1-0	.	.	.
25	Stephon Hall	1	.	1	1
95	Devin Danielson	1	.	1	1
35	Braylan Lovelace	1	1	.	1
32	Shayne Simon	1	1	.	1
8	Samuel Okunlola	1	1	.	1	1-8	1-8
92	Tyler Bentley	1	.	1	1
6	Nate Temple	1	.	1	1
10	Ryland Gandy	1	1	.	1
14	Marquis Williams	1	.	1	1
12	M.J. Devonshire	1	.	1	1	.	.	.	1
38	Kyle Louis	1	.	1	1
Totals		1	16	20	36	6-38	4-33	0-0	2	2	1-0	0	0	0
Opponents		1	32	56	88	3-16	1-12	0-0	1	3	0-0	0	0	0



2023-24 Pittsburgh Football
Team Game-by-Game
All games

Page 1/1
as of Sep 03, 2023

		Rushing				Receiving				Passing				Kick Returns				Punt Returns				tot		
Date	Opponent	no.	yds	td	lg	no.	yds	td	lg	cmp	att	int	yds	td	lg	no.	yds	td	lg	no.	yds	td	lg	off
09/02/2023	Wofford	45	217	4	24	22	274	2	39	22	32	0	274	2	39	1	17	0	17	4	20	0	12	491
Pittsburgh		45	217	4	24	22	274	2	39	22	32	0	274	2	39	1	17	0	17	4	20	0	12	491
Opponents		19	-1	0	14	12	127	1	75	12	17	0	127	1	75	0	0	0	0	0	0	0	0	126

Pittsburgh Averages

Games	Avg/ rush	Avg/ catch	Pass effc	KR avg	PR avg	All purpose avg/game	Total offense avg/game
1	4.8	12.5	161.3	17.0	5.0	528.0	491.0

		Tackles				Sacks	Fumble		Pass Defense			blkd	PAT attempts			off		
Date	Opponent	ua	a	total	tfl-yds	no-yds	ff	fr-yds	int-yds	qbh	brup	kick	kick	rush	rcv	saf	t/o	pts
09/02/2023	Wofford	16	20	36	6.0-38	4-33	0	1-0	0-0	2	2	0	6-6	0	0	0	7	45
Pittsburgh		16	20	36	6.0-38	4-33	0	1-0	0-0	2	2	0	6-6	0	0	0	7	45
Opponents		32	56	88	3.0-16	1-12	0	0-0	0-0	3	1	0	1-1	0	0	0	0	7

Date	Opponent	Punting										Field Goals			Kickoffs				
		no.	yds	avg	long	blkd	tb	fc	50+	i20	md-att	long	blkd	no.	yds	avg	tb	ob	
09/02/2023	Wofford	2	92	46.0	47	0	1	1	0	0	1-1	26	0	8	519	64.9	7	0	
Pittsburgh		2	92	46.0	47	0	1	1	0	0	1-1	26	0	8	519	64.9	7	0	
Opponents		8	358	44.8	68	0	1	1	3	3	0-0	0	0	2	130	65.0	1	0	



2023-24 Pittsburgh Football
Opponents Game-by-Game
All games

Page 1/1
as of Sep 03, 2023

		Rushing				Receiving				Passing				Kick Returns				Punt Returns				tot		
Date	Opponent	no.	yds	td	lg	no.	yds	td	lg	cmp	att	int	yds	td	lg	no.	yds	td	lg	no.	yds	td	lg	off
09/02/2023	Wofford	19	-1	0	14	12	127	1	75	12	17	0	127	1	75	0	0	0	0	0	0	0	0	126
Opponents		19	-1	0	14	12	127	1	75	12	17	0	127	1	75	0	0	0	0	0	0	0	0	126
Pittsburgh		45	217	4	24	22	274	2	39	22	32	0	274	2	39	1	17	0	17	4	20	0	12	491

Opponents Averages

Games	Avg/ rush	Avg/ catch	Pass effic	KR avg	PR avg	All purpose avg/game	Total offense avg/game
1	-0.1	10.6	152.8	0.0	0.0	126.0	126.0

		Tackles				Sacks	Fumble		Pass Defense			blkd	PAT attempts			off		
Date	Opponent	ua	a	total	tfl-yds	no-yds	ff	fr-yds	int-yds	qbh	brup	kick	kick	rush	rcv	saf	t/o	pts
09/02/2023	Wofford	32	56	88	3.0-16	1-12	0	0-0	0-0	3	1	0	1-1	0	0	0	0	7
Opponents		32	56	88	3.0-16	1-12	0	0-0	0-0	3	1	0	1-1	0	0	0	0	7
Pittsburgh		16	20	36	6.0-38	4-33	0	1-0	0-0	2	2	0	6-6	0	0	0	7	45

Date	Opponent	Punting										Field Goals			Kickoffs				
		no.	yds	avg	long	blkd	tb	fc	50+	i20	md-att	long	blkd	no.	yds	avg	tb	ob	
09/02/2023	Wofford	8	358	44.8	68	0	1	1	3	3	0-0	0	0	2	130	65.0	1	0	
Opponents		8	358	44.8	68	0	1	1	3	3	0-0	0	0	2	130	65.0	1	0	
Pittsburgh		2	92	46.0	47	0	1	1	0	0	1-1	26	0	8	519	64.9	7	0	



2023-24 Pittsburgh Football
Team Game Highs
All games

Page 1/1
as of Sep 03, 2023

Pittsburgh - Game Highs

RUSHES	45	Wofford (09/02/2023)
YARDS RUSHING	217	Wofford (09/02/2023)
YARDS PER RUSH	4.8	Wofford (09/02/2023)
TD RUSHES	4	Wofford (09/02/2023)
PASS ATTEMPTS	32	Wofford (09/02/2023)
PASS COMPLETIONS	22	Wofford (09/02/2023)
YARDS PASSING	274	Wofford (09/02/2023)
YARDS PER PASS	8.6	Wofford (09/02/2023)
TD PASSES	2	Wofford (09/02/2023)
TOTAL PLAYS	77	Wofford (09/02/2023)
TOTAL OFFENSE	491	Wofford (09/02/2023)
YARDS PER PLAY	6.4	Wofford (09/02/2023)
POINTS	45	Wofford (09/02/2023)
SACKS BY	4	Wofford (09/02/2023)
FIRST DOWNS	30	Wofford (09/02/2023)
PENALTIES	7	Wofford (09/02/2023)
PENALTY YARDS	62	Wofford (09/02/2023)
TURNOVERS	0	Wofford (09/02/2023)
PUNTS	2	Wofford (09/02/2023)
PUNTING AVG	46.0	Wofford (09/02/2023)
LONG PUNT	47	Wofford (09/02/2023)
PUNTS INSIDE 20	0	Wofford (09/02/2023)
LONG PUNT RETURN	12	Wofford (09/02/2023)



2023-24 Pittsburgh Football
Opponent Match Highs
All games

Page 1/1
as of Sep 03, 2023

Opponent - Game Highs

RUSHES	19	Wofford (09/02/2023)
YARDS RUSHING	-1	Wofford (09/02/2023)
YARDS PER RUSH	-0.1	Wofford (09/02/2023)
TD RUSHES	0	Wofford (09/02/2023)
PASS ATTEMPTS	17	Wofford (09/02/2023)
PASS COMPLETIONS	12	Wofford (09/02/2023)
YARDS PASSING	127	Wofford (09/02/2023)
YARDS PER PASS	7.5	Wofford (09/02/2023)
TD PASSES	1	Wofford (09/02/2023)
TOTAL PLAYS	36	Wofford (09/02/2023)
TOTAL OFFENSE	126	Wofford (09/02/2023)
YARDS PER PLAY	3.5	Wofford (09/02/2023)
POINTS	7	Wofford (09/02/2023)
SACKS BY	1	Wofford (09/02/2023)
FIRST DOWNS	7	Wofford (09/02/2023)
PENALTIES	2	Wofford (09/02/2023)
PENALTY YARDS	20	Wofford (09/02/2023)
TURNOVERS	1	Wofford (09/02/2023)
PUNTS	8	Wofford (09/02/2023)
PUNTING AVG	44.8	Wofford (09/02/2023)
LONG PUNT	68	Wofford (09/02/2023)
PUNTS INSIDE 20	3	Wofford (09/02/2023)
LONG PUNT RETURN	0	Wofford (09/02/2023)



2023-24 Pittsburgh Football
Individual Game Highs
All games

Page 1/1
as of Sep 03, 2023

Pittsburgh - Individual Game Highs

RUSHES	11	Daniel Carter vs Wofford (09/02/2023)
YARDS RUSHING	65	Daniel Carter vs Wofford (09/02/2023)
TD RUSHES	2	Rodney Hammond Jr. vs Wofford (09/02/2023)
LONG RUSH	24	Che Nwabuko vs Wofford (09/02/2023)
PASS ATTEMPTS	23	Phil Jurkovec vs Wofford (09/02/2023)
PASS COMPLETIONS	17	Phil Jurkovec vs Wofford (09/02/2023)
YARDS PASSING	214	Phil Jurkovec vs Wofford (09/02/2023)
TD PASSES	1 1	Phil Jurkovec vs Wofford (09/02/2023) Christian Veilleux vs Wofford (09/02/2023)
LONG PASS	39	Christian Veilleux vs Wofford (09/02/2023)
RECEPTIONS	3	Konata Mumpfield vs Wofford (09/02/2023)
YARDS RECEIVING	39 39	Bub Means vs Wofford (09/02/2023) Jake McConnachie vs Wofford (09/02/2023)
TD RECEPTIONS	1 1	Karter Johnson vs Wofford (09/02/2023) Jake McConnachie vs Wofford (09/02/2023)
LONG RECEPTION	39	Jake McConnachie vs Wofford (09/02/2023)
PUNTS	2	Caleb Junko vs Wofford (09/02/2023)
PUNTING AVG	46.0	Caleb Junko vs Wofford (09/02/2023)
LONG PUNT	47	Caleb Junko vs Wofford (09/02/2023)
PUNTS INSIDE 20	none	
LONG PUNT RETURN	12	M.J. Devonshire vs Wofford (09/02/2023)
LONG KICKOFF RETURN	17	A.J. Woods vs Wofford (09/02/2023)
TACKLES	4 4	Dayon Hayes vs Wofford (09/02/2023) Bangally Kamara vs Wofford (09/02/2023)
SACKS	1 1 1 1	Bam Brima vs Wofford (09/02/2023) Bangally Kamara vs Wofford (09/02/2023) Samuel Okunlola vs Wofford (09/02/2023) Dayon Hayes vs Wofford (09/02/2023)
TACKLES FOR LOSS	1 1 1 1 1 1 1	Bam Brima vs Wofford (09/02/2023) Bangally Kamara vs Wofford (09/02/2023) Samuel Okunlola vs Wofford (09/02/2023) Solomon DeShields vs Wofford (09/02/2023) Deandre Jules vs Wofford (09/02/2023) Dayon Hayes vs Wofford (09/02/2023)



2023-24 Pittsburgh Football
Opponent Individual Match Highs
All games

Page 1/1
as of Sep 03, 2023

Opponent - Individual Game Highs

RUSHES	8	Bryce Corrison vs Wofford (09/02/2023)
YARDS RUSHING	16	J.T. Smith vs Wofford (09/02/2023)
TD RUSHES	none	
LONG RUSH	14	J.T. Smith vs Wofford (09/02/2023)
PASS ATTEMPTS	17	Bryce Corrison vs Wofford (09/02/2023)
PASS COMPLETIONS	12	Bryce Corrison vs Wofford (09/02/2023)
YARDS PASSING	127	Bryce Corrison vs Wofford (09/02/2023)
TD PASSES	1	Bryce Corrison vs Wofford (09/02/2023)
LONG PASS	75	Bryce Corrison vs Wofford (09/02/2023)
RECEPTIONS	4	Alec Holt vs Wofford (09/02/2023)
YARDS RECEIVING	75	Tyler Parker vs Wofford (09/02/2023)
TD RECEPTIONS	1	Tyler Parker vs Wofford (09/02/2023)
LONG RECEPTION	75	Tyler Parker vs Wofford (09/02/2023)
FIELD GOALS	none	
LONG FIELD GOALS	none	
PUNTS	8	Atkins Roberts vs Wofford (09/02/2023)
PUNTING AVG	44.8	Atkins Roberts vs Wofford (09/02/2023)
LONG PUNT	68	Atkins Roberts vs Wofford (09/02/2023)
PUNTS INSIDE 20	3	Atkins Roberts vs Wofford (09/02/2023)
LONG PUNT RETURN	none	
LONG KICKOFF RETURN	none	
TACKLES	11	John Michael DiRoberto vs Wofford (09/02/2023)
SACKS	1	David Powers vs Wofford (09/02/2023)
TACKLES FOR LOSS	1	David Powers vs Wofford (09/02/2023)
	1	RJ Brunson vs Wofford (09/02/2023)
	1	Javis Mynatt vs Wofford (09/02/2023)
INTERCEPTIONS	none	



2023-24 Pittsburgh Football Combined Team Statistics All games

Page 1/3
as of Sep 03, 2023

Team Results

Date	Opponent		Score	Att.
09/02/2023	Wofford	W	45-7	45096

Rushing

Player	gp	att	gain	loss	net	avg	td	lg	avg/g
Daniel Carter	1	11	65	0	65	5.9	1	22	65.0
Phil Jurkovec	1	7	53	12	41	5.9	1	23	41.0
C'Bo Flemister	1	9	27	0	27	3.0	0	7	27.0
Rodney Hammond Jr.	1	5	25	0	25	5.0	2	10	25.0
Che Nwabuko	1	1	24	0	24	24.0	0	24	24.0
Montravius Lloyd	1	5	20	0	20	4.0	0	5	20.0
Christian Veilleux	1	3	9	0	9	3.0	0	6	9.0
Derrick Davis Jr.	1	2	8	0	8	4.0	0	7	8.0
Team	1	2	0	2	-2	-1.0	0	0	-2.0
Total	1	45	231	14	217	4.8	4	24	217.0
Opponents	1	19	41	42	-1	-0.1	0	14	-1.0

Passing

Player	gp	effic	comp-att-int	pct	yds	td	lg	avg/g
Phil Jurkovec	1	166.4	17-23-0	73.9	214	1	28	214.0
Christian Veilleux	1	148.2	5-9-0	55.6	60	1	39	60.0
Total	1	161.3	22-32-0	68.8	274	2	39	274.0
Opponents	1	152.8	12-17-0	70.6	127	1	75	127.0

Receiving

Player	gp	no.	yds	avg	td	lg	avg/g
Konata Mumpfield	1	3	34	11.3	0	18	34.0
Bub Means	1	2	39	19.5	0	24	39.0
C'Bo Flemister	1	2	35	17.5	0	22	35.0
Daejon Reynolds	1	2	16	8.0	0	16	16.0
Gavin Bartholomew	1	2	38	19.0	0	28	38.0
Jake Renda	1	2	14	7.0	0	12	14.0
Karter Johnson	1	2	24	12.0	1	23	24.0
Kenny Johnson	1	2	17	8.5	0	9	17.0
Malcolm Epps	1	1	-1	-1.0	0	0	-1.0
Jake McConnachie	1	1	39	39.0	1	39	39.0
Rodney Hammond Jr.	1	1	15	15.0	0	15	15.0
Zion Fowler-EI	1	1	-3	-3.0	0	0	-3.0
Montravius Lloyd	1	1	7	7.0	0	7	7.0
Total	1	22	274	12.5	2	39	274.0
Opponents	1	12	127	10.6	1	75	127.0

Game Records

Record	Overall	Home	Away	Neutral
ALL GAMES	1-0	1-0	0-0	0-0
CONFERENCE	0-0	0-0	0-0	0-0
NON-CONFERENCE	1-0	1-0	0-0	0-0

Team Statistics

	UP	OPP
First Downs	30	7
Rushing	15	1
Passing	14	4
Penalty	1	2
Rushing Yardage	217	-1
Rushing attempts	45	19
Average per rush	4.8	-0.1
Average per game	217.0	-1.0
TDs Rushing	4	0
Passing Yardage	274	127
Comp-Att-Int	22-32-0	12-17-0
Average per pass	8.6	7.5
Average per catch	12.5	10.6
Average per game	274.0	127.0
TDs Passing	2	1
Total offense	491	126
Average per play	6.4	3.5
Average per game	491.0	126.0
Kick returns: #-Yards	1-17	0-0
Punt returns: #-Yards	4-20	0-0
Int returns: #-Yards	0-0	0-0
Fumbles-Lost	0-0	1-1
Penalties-Yards	7-62	2-20
Punts-Avg	2-46.0	8-44.8
Time of possession / game	41:33	18:27
3rd-down conversion	8/14	1/9
4rd-down conversion	3/3	0/0
PAT-attempts	(6-6) 100%	(1-1) 100%
2-point conversion-attempts	(0-0) 0%	(0-0) 0%

Interceptions

Player	no.	yds	avg	td	lg
Total	0	0	0.0	0	0
Opponents	0	0	0.0	0	0



2023-24 Pittsburgh Football Combined Team Statistics All games

Page 2/3
as of Sep 03, 2023

Field Goals

Player	fg	pct.	01-19	20-29	30-39	40-49	50-99	lg	blk
Ben Sauls	1-1	100.0	0-0	1-1	0-0	0-0	0-0	26	0
Opponents	0-0	0.0	0-0	0-0	0-0	0-0	0-0	0	0

Scoring

Player	td	fg	PAT				dxd	saf	pts
			kick	rush	rcv	pass			
Rodney Hammond Jr.	2	-	-	-	-	-	-	-	12
Ben Sauls	-	1-1	5-5	-	-	-	-	-	8
Phil Jurkovec	1	-	-	-	-	-	-	-	6
Daniel Carter	1	-	-	-	-	-	-	-	6
Jake McConnachie	1	-	-	-	-	-	-	-	6
Karter Johnson	1	-	-	-	-	-	-	-	6
Samuel Carpenter	-	-	1-1	-	-	-	-	-	1
Total	6	1-1	6-6	0	0	0	0	0	45
Opponents	1	0-0	1-1	0	0	0	0	0	7

Score by Periods

Team	1st	2nd	3rd	4th	OT	TOT
Pittsburgh	7	21	10	7	0	45
Opponents	0	0	0	7	0	7

Punting

Player	no.	yds	avg	lg	tb	fc	i20	50+	blk
Caleb Junko	2	92	46.0	47	1	1	0	0	0
Total	2	92	46.0	47	1	1	0	0	0
Opponents	8	358	44.8	68	1	1	3	3	0

Punt Returns

Player	no.	yds	avg	td	lg
M.J. Devonshire	4	20	5.0	0	12
Total	4	20	5.0	0	12
Opponents	0	0	0.0	0	0

Kick Returns

Player	no.	yds	avg	td	lg
A.J. Woods	1	17	17.0	0	17
Total	1	17	17.0	0	17
Opponents	0	0	0.0	0	0

All Purpose

Player	g	rush	rcv	pr	kr	ir	total	avg/g
Daniel Carter	1	65	0	0	0	0	65	65.0
C'Bo Flemister	1	27	35	0	0	0	62	62.0
Phil Jurkovec	1	41	0	0	0	0	41	41.0
Rodney Hammond Jr.	1	25	15	0	0	0	40	40.0
Bub Means	1	0	39	0	0	0	39	39.0
Jake McConnachie	1	0	39	0	0	0	39	39.0
Gavin Bartholomew	1	0	38	0	0	0	38	38.0
Konata Mumpfield	1	0	34	0	0	0	34	34.0
Montravius Lloyd	1	20	7	0	0	0	27	27.0
Karter Johnson	1	0	24	0	0	0	24	24.0
Che Nwabuko	1	24	0	0	0	0	24	24.0
M.J. Devonshire	1	0	0	20	0	0	20	20.0
A.J. Woods	1	0	0	0	17	0	17	17.0
Kenny Johnson	1	0	17	0	0	0	17	17.0
Daejon Reynolds	1	0	16	0	0	0	16	16.0
Jake Renda	1	0	14	0	0	0	14	14.0
Christian Veilleux	1	9	0	0	0	0	9	9.0
Derrick Davis Jr.	1	8	0	0	0	0	8	8.0
Malcolm Epps	1	0	-1	0	0	0	-1	-1.0
Zion Fowler-El	1	0	-3	0	0	0	-3	-3.0
Total	1	217	274	20	17	0	528	528.0
Opponents	1	-1	127	0	0	0	126	126.0

Total Offense

Player	g	plays	rush	pass	total	avg/g
Phil Jurkovec	1	30	41	214	255	255.0
Christian Veilleux	1	12	9	60	69	69.0
Daniel Carter	1	11	65	0	65	65.0
C'Bo Flemister	1	9	27	0	27	27.0
Rodney Hammond Jr.	1	5	25	0	25	25.0
Che Nwabuko	1	1	24	0	24	24.0
Montravius Lloyd	1	5	20	0	20	20.0
Derrick Davis Jr.	1	2	8	0	8	8.0
Total	1	77	217	274	491	491.0
Opponents	1	36	-1	127	126	126.0

Team Defense



2023-24 Pittsburgh Football
Combined Team Statistics
All games

Page 3/3
as of Sep 03, 2023

#	Player	gp	Tackles				Sacks	Pass defense			Fumbles		blkd	
			ua	a	tot	tfl/yds		int-yds	brup	qbh	fr-yds	ff	kick	saf
11	Bangally Kamara	1	2	2	4	1-9	1-9	.	1
50	Dayon Hayes	1	2	2	4	1-8	1-8	.	.	1
9	A.J. Woods	1	1	2	3
30	Brandon George	1	.	3	3
5	Phillip O'Brien Jr.	1	2	1	3
57	Bam Brima	1	2	.	2	1-8	1-8	.	.	.	1-0	.	.	.
0	Deandre Jules	1	1	1	2	1-4	.	.	.	1
23	Solomon DeShields	1	2	.	2	1-1
7	Javon McIntyre	1	.	2	2
12	M.J. Devonshire	1	.	1	1	.	.	.	1
32	Shayne Simon	1	1	.	1
95	Devin Danielson	1	.	1	1
92	Tyler Bentley	1	.	1	1
14	Marquis Williams	1	.	1	1
6	Nate Temple	1	.	1	1
25	Stephon Hall	1	.	1	1
8	Samuel Okunlola	1	1	.	1	1-8	1-8
10	Ryland Gandy	1	1	.	1
38	Kyle Louis	1	.	1	1
35	Braylan Lovelace	1	1	.	1
	Totals	1	16	20	36	6-38	4-33	0-0	2	2	1-0	0	0	0
	Opponents	1	32	56	88	3-16	1-12	0-0	1	3	0-0	0	0	0



2023-24 Pittsburgh Football
Games Played
All games

Page 1/2
as of Sep 03, 2023

##	Player	GP-GS	WOF
0	Bub Means	1/1	START
0	Deandre Jules	1/1	START
2	David Green	1/0	XXX
2	Kenny Johnson	1/0	XXX
3	Donovan McMillon	1/0	XXX
3	Daejon Reynolds	1/1	START
4	Daniel Carter	1/1	START
4	Nahki Johnson	1/0	XXX
5	Phil Jurkovec	1/1	START
5	Phillip O'Brien Jr.	1/1	START
6	Nate Temple	1/1	START
6	Rodney Hammond Jr.	1/0	XXX
7	Malcolm Epps	1/0	XXX
7	Javon McIntyre	1/1	START
8	Karter Johnson	1/0	XXX
8	Samuel Okunlola	1/0	XXX
9	A.J. Woods	1/0	XXX
9	Konata Mumpfield	1/1	START
10	Ryland Gandy	1/0	XXX
11	Bangally Kamara	1/1	START
11	Christian Veilleux	1/0	XXX
12	M.J. Devonshire	1/1	START
12	Zion Fowler-El	1/0	XXX
14	Marquis Williams	1/1	START
14	Ty Dieffenbach	0/0	...
15	Rashad Battle	0/0	...
15	Tamarion Crumpley	1/0	XXX
15	Montravius Lloyd	1/0	XXX
16	Jesse Anderson	0/0	...
16	David Lynch	0/0	...
17	Jake Frantl	0/0	...
18	Israel Polk	1/0	XXX
19	Jahvante Royal	1/0	XXX
19	Nate Yarnell	0/0	...
20	Jordan Bass	0/0	...
21	Che Nwabuko	1/0	XXX
21	Shadarian Harrison	0/0	...
23	Solomon DeShields	1/1	START
24	C'Bo Flemister	1/0	XXX
25	Stephon Hall	1/0	XXX
25	TJ Harvison	0/0	...
26	Lorenzo Jenkins	0/0	...
27	Buddy Mack III	1/0	XXX
28	Noah Biglow	1/0	XXX
29	Josh Junko	1/0	XXX
29	Luke DelGaudio	1/0	XXX
30	Brandon George	1/0	XXX
30	Caleb Williams	0/0	...
31	Rasheem Biles	0/0	...
32	Shayne Simon	1/1	START
34	Derrick Davis Jr.	1/0	XXX
34	Cruce Brookins	0/0	...
35	Braylan Lovelace	1/0	XXX
38	Kyle Louis	1/0	XXX
39	Maverick Gracio	0/0	...
39	Devin Whitlock	0/0	...
40	Addison Copeland III	0/0	...
40	Antonio Camon	0/0	...
41	John Glenn	0/0	...
43	Cole Mitchell	0/0	...



2023-24 Pittsburgh Football
Games Played
All games

Page 2/2
as of Sep 03, 2023

##	Player	GP-GS	WOF
44	Jimmy Scott	1/0	XXX
44	Adam Howanitz	0/0	...
45	Dante Caputo	0/0	...
46	Zach Zollers	0/0	...
47	Aydin Henningham	0/0	...
47	Caden Smith	0/0	...
48	Matthew Amofa	0/0	...
49	Byron Floyd	1/0	XXX
50	Jason Collier	0/0	...
50	Dayon Hayes	1/1	START
51	Dorien Ford	1/0	XXX
51	Drew Foster	0/0	...
52	Abe Ibrahim	0/0	...
53	Todd Hill	0/0	...
53	Jake Kradel	0/0	...
54	Trey Andersen	1/0	XXX
54	Dylan Bennett	1/0	XXX
55	Sean FitzSimmons	0/0	...
55	BJ Williams	1/0	XXX
56	Will King IV	0/0	...
56	Brody Riffe	0/0	...
57	Bam Brima	1/0	XXX
57	Graysen Riffe	0/0	...
58	Terrence Moore	1/0	XXX
59	Nick Lapi	1/0	XXX
61	Ryan Jacoby	0/0	...
63	Matt Altsman	0/0	...
66	George French II	0/0	...
67	Tai Ray	0/0	...
68	Blake Zubovic	0/0	...
69	Matt Metrosky	0/0	...
70	Ryan Baer	1/0	XXX
71	Ryan Carretta	0/0	...
72	Isaiah Montgomery	0/0	...
74	Terrence Enos Jr.	1/0	XXX
76	Matt Goncalves	0/0	...
77	Jackson Brown	1/0	XXX
78	Branson Taylor	0/0	...
80	Thaddeus Shaw	0/0	...
81	Peter Vardzel	1/0	XXX
82	Benny Haselrig	0/0	...
83	Lamar Seymore	1/0	XXX
84	Jake McConnachie	1/0	XXX
85	Josh Altsman	1/0	XXX
86	Gavin Bartholomew	1/1	START
87	Trevor Faulkner	0/0	...
88	Jake Renda	1/0	XXX
90	Ben Sauls	1/0	XXX
91	Caleb Junko	1/0	XXX
91	Thomas Aden	0/0	...
92	Tyler Bentley	1/0	XXX
92	Cam Guess	1/0	XXX
93	James Fineran	1/0	XXX
94	Elliot Donald	1/0	XXX
94	Samuel Carpenter	1/0	XXX
95	Devin Danielson	1/1	START
96	Franco Fernandez-Enjo	0/0	...
97	Jeff Yurk	0/0	...
97	Isaiah Neal	1/0	XXX
98	Brock Wilkins	0/0	...



2023-24 Pittsburgh Football
Passing Game-by-Game
All games

Page 1/1
as of Sep 03, 2023

#5 Phil Jurkovec	Comp	Att	Int	Pct	Yards	TD	Long	Sacked	Effic.
Wofford	17	23	0	73.9	214	1	28	1-12	166.4
Totals	17	23	0	73.9	214	1	28	1-12	166.4

#11 Christian Veilleux	Comp	Att	Int	Pct	Yards	TD	Long	Sacked	Effic.
Wofford	5	9	0	55.6	60	1	39	0-0	148.2
Totals	5	9	0	55.6	60	1	39	0-0	148.2



2023-24 Pittsburgh Football
Rushing/Receiving Game-by-Game
All games

Page 1/1
as of Sep 03, 2023

Rushing

Player	No-Yds/TD	WOF
Daniel Carter	11-65/1	11-65/1
C'Bo Flemister	9-27/0	9-27/0
Phil Jurkovec	7-41/1	7-41/1
Rodney Hammond Jr.	5-25/2	5-25/2
Montravius Lloyd	5-20/0	5-20/0
Christian Veilleux	3-9/0	3-9/0
Derrick Davis Jr.	2-8/0	2-8/0
Che Nwabuko	1-24/0	1-24/0

Receiving

Player	No-Yds/TD	WOF
Konata Mumpfield	3-34/0	3-34/0
Bub Means	2-39/0	2-39/0
Gavin Bartholomew	2-38/0	2-38/0
C'Bo Flemister	2-35/0	2-35/0
Karter Johnson	2-24/1	2-24/1
Kenny Johnson	2-17/0	2-17/0
Daejon Reynolds	2-16/0	2-16/0
Jake Renda	2-14/0	2-14/0
Jake McConnachie	1-39/1	1-39/1
Rodney Hammond Jr.	1-15/0	1-15/0
Montravius Lloyd	1-7/0	1-7/0
Malcolm Epps	1--1/0	1--1/0
Zion Fowler-El	1--3/0	1--3/0



2023-24 Pittsburgh Football
Returns Game-by-Game
All games

Page 1/1
as of Sep 03, 2023

Punt Returns

Player	No-Yds	WOF
M.J. Devonshire	4-20	4-20

Kick Returns

Player	No-Yds	WOF
A.J. Woods	1-17	1-17

Interceptions Returns

Player	No-Yds	WOF
--------	--------	-----

Fumble Returns

Player	No-Yds	WOF
Bam Brima	1-0	1-0



2023-24 Pittsburgh Football
All-Purpose Yards Game-by-Game
All games

Page 1/1
as of Sep 03, 2023

Player	Total	WOF
Daniel Carter	65	65
C'Bo Flemister	62	62
Phil Jurkovec	41	41
Rodney Hammond Jr.	40	40
Bub Means	39	39
Jake McConnachie	39	39
Gavin Bartholomew	38	38
Konata Mumpfield	34	34
Montravius Lloyd	27	27
Karter Johnson	24	24
Che Nwabuko	24	24
M.J. Devonshire	20	20
Kenny Johnson	17	17
A.J. Woods	17	17
Daejon Reynolds	16	16
Jake Renda	14	14
Christian Veilleux	9	9
Derrick Davis Jr.	8	8
Malcolm Epps	-1	-1
Zion Fowler-El	-3	-3



2023-24 Pittsburgh Football
Total Tackles Game-by-Game
All games

Page 1/1
as of Sep 03, 2023

Total Tackles

Player	S-A	Total	WOF
Bangally Kamara	2-2	4	2-2
Dayon Hayes	2-2	4	2-2
Phillip O'Brien Jr.	2-1	3	2-1
A.J. Woods	1-2	3	1-2
Brandon George	0-3	3	0-3
Solomon DeShields	2-0	2	2-0
Bam Brima	2-0	2	2-0
Deandre Jules	1-1	2	1-1
Javon McIntyre	0-2	2	0-2
Samuel Okunlola	1-0	1	1-0
Ryland Gandy	1-0	1	1-0
Shayne Simon	1-0	1	1-0
Braylan Lovelace	1-0	1	1-0
Nate Temple	0-1	1	0-1
M.J. Devonshire	0-1	1	0-1
Marquis Williams	0-1	1	0-1
Stephon Hall	0-1	1	0-1
Kyle Louis	0-1	1	0-1
Tyler Bentley	0-1	1	0-1
Devin Danielson	0-1	1	0-1



2023-24 Pittsburgh Football
Tackles For Loss Game-by-Game
All games

Page 1/1
as of Sep 03, 2023

Player	UA-A	Total	WOF
Deandre Jules	1-0	1.0	1.0-4
Samuel Okunlola	1-0	1.0	1.0-8
Bangally Kamara	1-0	1.0	1.0-9
Solomon DeShields	1-0	1.0	1.0-1
Dayon Hayes	1-0	1.0	1.0-8
Bam Brima	1-0	1.0	1.0-8



2023-24 Pittsburgh Football
Sacks Game-by-Game
All games

Page 1/1
as of Sep 03, 2023

Player	UA-A	Total	WOF
Samuel Okunlola	1-0	1	1-8
Bangally Kamara	1-0	1	1-9
Dayon Hayes	1-0	1	1-8
Bam Brima	1-0	1	1-8



2023-24 Pittsburgh Football
Fumbles Game-by-Game
All games

Page 1/1
as of Sep 03, 2023

Fumbles

Player	No-Lost	WOF
--------	---------	-----

Fumbles Forced

Player	Number	WOF
--------	--------	-----

Fumbles Recovered

Player	Number	WOF
Bam Brima	1	1