

CINCINNATI

Sports Communications
 2751 O'Varsity Way, Suite 860
 Cincinnati, Ohio 45221-0021
Phone: (513) 556-5191/**Fax:** (513) 556-0619
Director/Men's Basketball
Contact: Kelby Siler
Email: Kelby.Siler@uc.edu
Mobile: 513-378-7038

GoBEARCATS.com

2006-07 MEN'S BASKETBALL

GAME FACTS

Game 30

UC vs. West Virginia

Date: Saturday, March 3, 2007
Time: 4:00 p.m. EST
Site: WVU Coliseum (14,000)
 Morgantown, W.Va.

Records:

Cincinnati: 11-18, 2-13 BIG EAST
 West Virginia: 20-8, 8-7 BIG EAST

TV: WXIX-TV 19 (Jeff Picoro, Anthony Buford);
 ESPN Regional (John Sanders, Perry Clark)
Radio: WLW-AM 700 (Dan Hoard and Chuck
 Machock), also on XM 173

Schedule/Results

Date	Opponent	Rank	Score/
		TV AP/ESPN	Time
Nov. 1	Northern Kentucky (ex.)		87 -41
Nov. 4	Ottawa (ex.)		81 -59
Nov. 10	Howard (1)	WXIX	70 -59
Nov. 11	Tenn.-Martin (1)	WXIX	67 -49
Nov. 12	High Point (1)		63 -51
Nov. 21	Wofford	WXIX	90 -91
Nov. 25	Central Michigan	WXIX	60 -50
Nov. 29	Oakland	WXIX	68 -61
Dec. 2	UAB	ESPNU	57 -59
Dec. 9	vs. Temple (2)	WXIX	80 -71
Dec. 13	Xavier	ESPNU	67 -57
Dec. 16	vs. Ohio State (3)	CBS	4/4 50 -72
Dec. 23	North Carolina St.	ESPNU	80 -71
Dec. 27	Miami (Ohio) (4)	WXIX	60 -52
Dec. 30	vs. Ohio (5)	WXIX	66 -79
Jan. 4	at Memphis	ESPN	22/23 55 -88
Jan. 7	Rutgers*	ERT	42 -54
Jan. 14	at USF*	ESPN360	59 -74
Jan. 17	at Syracuse*	ESPN+	76 -77
Jan. 20	West Virginia*	ERT/WXIX	(ot) 96 -83
Jan. 24	Pittsburgh*	WXIX/ERT	6/6 51 -67
Jan. 27	at Georgetown*	ERT/WXIX	67 -82
Jan. 31	Louisville*	WXIX	53 -69
Feb. 4	St. John's*	ERT/WXIX	64 -73
Feb. 6	at Providence*	ESPN+	70 -71
Feb. 10	at Rutgers*	WXIX/ESPN+	69 -73
Feb. 14	at Villanova*	ESPNU	48 -64
Feb. 18	Notre Dame*	ESPNU	64 -76
Feb. 21	Georgetown*	ESPN+	12/12 65 -75
Feb. 24	at DePaul*	ERT/WXIX	45 -55
Feb. 28	Seton Hall*	ESPN+	(ot) 70 -67
Mar. 3	at West Virginia	WXIX	4:00
Mar. 7-	BIG EAST Tournament		
10	Madison Square Garden, New York, N.Y.		

- (1) Jim Thorpe Classic, Cincinnati, Ohio
 - (2) Lenape Trail Classic, Atlantic City, N.J.
 - (3) John Wooden Tradition, Indianapolis, Ind.
 - (4) U.S. Bank Arena, Cincinnati, Ohio
 - (5) Quicken Loans Arena, Cleveland, Ohio
- *BIG EAST Conference Games All times EST

SETTING THE SCENE: The University of Cincinnati will try to close the 2006-07 season on a high note when the Bearcats visit West Virginia on Saturday, March 3 for a 4 p.m. EST contest. UC, 11-18 overall and 2-13 in BIG EAST play, wrapped up its home schedule with a 70-67 overtime victory over Seton Hall on Wednesday to end a 10-game losing streak. The Bearcats' prior win was a 96-83 overtime decision over West Virginia on Jan. 20. West Virginia (20-8, 8-7) has a two-game losing slide and has dropped four of its last six contests. WVU lost to Pittsburgh, 80-66, on Tuesday.

STORY LINES:

- Deonta Vaughn will conclude the season on Saturday as the second-highest scoring freshman in Cincinnati history. Vaughn enters the game averaging 14.3 points. Dontonio Wingfield holds the UC freshman season scoring record, having averaged 16.0 points in 1993-94. Vaughn is the second-leading scorer among BIG EAST freshmen this season, trailing only Eugene Harvey of Seton Hall.
- This is the second consecutive season that Cincinnati and West Virginia face each other twice. Last season, each team won its home game, and the Bearcats continued the home court win streak with a 96-83 overtime victory over the Mountaineers on Jan. 20.
- West Virginia is 13-1 at home this season and 405-120 in 36 seasons at WVU Coliseum.
- Cincinnati will be seeking its first road game victory. The Bearcats are 0-8 as the visiting team and are 1-2 at neutral sites.
- UC is 1-1 in games played vs. WVU at WVU Coliseum.

CINCINNATI PROBABLE STARTERS

						2006-07 Statistics	
F	30	Cedric McGowan	6-7	Sr.	Miami, Fla.	8.0 pts,	5.2 reb, 1.0 ast
F	45	John Williamson	6-6	Jr.	Columbus, Ohio	13.5 pts,	7.1 reb, 1.0 ast
F	10	Marcus Sikes	6-8	Jr.	Richmond, Va.	9.6 pts,	5.1 reb, 1.4 ast
G	5	Deonta Vaughn	6-1	Fr.	Indianapolis, Ind.	14.3 pts,	3.6 reb, 3.5 ast
G	33	Jamual Warren	6-2	Jr.	Springfield, Mass.	8.2 pts,	3.7 reb, 3.1 ast

WEST VIRGINIA PROBABLE STARTERS

						2006-07 Statistics	
F	21	Frank Young	6-5	Sr.	Tallahassee, Fla.	13.3 pts,	4.2 reb, 1.8 ast
F	11	Joe Alexander	6-8	So.	Mt. Airy, Md.	12.0 pts,	4.6 reb, 2.3 ast
C	33	Rob Summers	7-0	Sr.	Columbus, Ohio	4.5 pts,	4.4 reb, 1.0 blk
G	22	Alex Ruoff	6-6	So.	Spring Hill, Fla.	9.5 pts,	3.4 reb, 4.9 ast
G	14	Darius Nichols	6-2	Jr.	Radford, Va.	10.5 pts,	2.7 reb, 4.3 ast

THE COACHES

- Mick Cronin (Cincinnati '97)
 At Cincinnati: 11-18, 1st year
 Overall: 80-42, 4th year
- John Beilein (Wheeling Jesuit '75)
 At WVU: 97-59, 5th year
 Overall: 544-317, 29th year

SERIES

Cincinnati leads, 8-5

LAST MEETING:

Cincinnati 96, West Virginia 83 (ot);
 Jan. 20, 2007 in Cincinnati

COMPARATIVE STATISTICS

	CINCINNATI		WVU	
	Avg.	NCAA	Avg.	NCAA
Points Scored:	64.6	254	71.1	126
Points Allowed:	67.3	144	60.4	18
FG Percentage:	.404	.296	.453	120
FG Pct. Defense:	.444	.215	.437	129
3-FG Percentage:	.308	.278	.361	116
3-FG Pct. Defense:	.372		.288	
FT Percentage:	.663	.248	.708	119
Opp. FT Pct.:	.735		.689	
Reb./Margin:	33.8/+0.6	174	29.9/-4.1	277
Assists:	12.5	.235	17.2	15
Steals:	7.6	.89	8.7	27
Blocks:	2.0	.298	3.4	121
Turnovers/Mar.:	12.8/+2.3	.47	11.2/+5.6	12

UC-WEST VIRGINIA SERIES

Cincinnati leads, 8-5

Saturday's game will be the 14th meeting between Cincinnati and West Virginia. Cincinnati holds an 8-5 lead in the series, which began in the 1940-41 season. The team met twice last season with the home team winning on each occasion, and Cincinnati won a previous meeting this year on its home floor.

1/17/1941	Sch	47 -43	WVU
2/15/1941	A	55 -36	WVU
1/1/1949	MH	72 -62	UC
1/29/1949	A	81 -63	WVU
1/19/1950	CG	69 -59	UC
2/11/1950	A	69 -64	... ot .	UC
2/23/1976	N	66 -56	UC
2/24/1978	CG	96 -80	UC
1/24/1979	A	79 -65	UC
3/14/1998	N	75 -74	WVU
2/4/2006	A	66 -57	WVU
3/4/2006	SC	78 -75	UC
1/20/2007	SC	96 -83	... ot .	UC

Total: UC 8, West Virginia 5
 In Cincinnati: UC 5, West Virginia 1
 Fifth Third: UC 2, West Virginia 0
 In Morgantown: West Virginia 3, UC 2
 WVU Coliseum: UC 1, West Virginia 1
 Neutral: UC 1, West Virginia 1

- Bearcats' forward John Williamson is third in the BIG EAST in offensive rebounds (3.3) and 10th in total rebounds (7.1).

LAST MEETING: Marvin Gentry scored a career-high 32 points to lead Cincinnati to a 96-83 overtime win over West Virginia on Jan. 20, 2007 in Cincinnati. The Bearcats had to overcome a 17-point deficit in the contest, matching their second-greatest comeback in Fifth Third Arena. Jamual Warren tied the game with a layup with 16 seconds to play in regulation and UC scored the first six points of overtime. Five Bearcats reached double figures in scoring, with John Williamson (17 points), Warren (16), Deonta Vaughn (12) and Marcus Sikes (10) complementing Gentry. Alex Ruoff led West Virginia with 21 points.

LAST TIME IN MORGANTOWN: Cincinnati's attempt to upset No. 11 West Virginia on its home floor fell short as the Mountaineers prevailed, 66-57. The Bearcats held a three-point lead at the half but WVU took command with a 13-2 scoring run early in the second half. Mike Gansey led WVU with 14 points and eight rebounds. Eric Hicks had 22 points and 10 rebounds for UC.

NOTING THE SETON HALL GAME:

- Connor Barwin recorded three blocked shots, a career high and matching the Bearcats' season individual game high.
- Deonta Vaughn, with 20 points reached the 20-point mark for the sixth time this season.
- John Williamson reached double figures in scoring for the 22nd time this season and extended his current streak of double-digit scoring games to eight.
- UC outrebounded Seton Hall, 46-34, marking the fourth straight game in which the Bearcats have outrebounded their opponent.
- The victory was Cincinnati's second overtime win of the season. UC has won five of its last six overtime contests, extending back to the 2003-04 season.

Last Meeting

Cincinnati 96
 West Virginia (ot) 83

Jan. 20, 2007

Cincinnati, OH

Final: Marvin Gentry's career-high 32 points helped Cincinnati overcome a 17-point deficit and defeat West Virginia, 96-83, in overtime.

Defining Moments: A 10-0 run in the second half gave UC a 60-58 lead with 8:53 to play. WVU took a lead, 75-73, with 36 seconds to play. Jamual Warren's layup tied the game at 0:16. UC took a 6-0 lead in overtime.

Key Stat: UC committed a season-low six turnovers

Performance Leaders: Gentry 32 points; John Williamson 17 points, 13 rebounds.

WEST VIRGINIA	min	fg-a	3fg-a	ft-a	reb	ast	to	bk	st	pf	pts
Joe Alexander	21	3-6	3-5	0-0	2	1	1	2	0	5	9
Frank Young	40	5-17	3-12	0-0	6	4	2	0	1	5	13
Rob Summers	24	3-4	0-0	3-4	2	0	2	0	0	4	9
Darris Nichols	40	1-6	0-2	2-2	3	6	1	0	0	3	4
Alex Ruoff	41	5-13	4-11	7-7	4	6	2	0	0	3	21
Da'Sean Butler	32	4-7	2-4	4-6	8	0	1	0	0	3	14
Joe Mazzulla	9	1-2	1-2	0-0	1	0	2	0	0	2	3
Devan Bawinkel	2	0-0	0-0	0-0	0	0	0	0	0	1	0
Ted Talkington	0+	0-0	0-0	0-0	0	0	0	0	0	0	0
Wellington Smith	2	1-2	0-1	0-0	0	0	0	1	0	0	2
Jamie Smalligan	14	3-4	2-3	0-0	4	0	1	0	0	1	8
Team					2						
Totals	225	26-61	15-40	16-19	32	17	12	3	1	27	83
		.426	.375	.842							

CINCINNATI	min	fg-a	3fg-a	ft-a	reb	ast	to	bk	st	pf	pts
Cedric McGowan	30	3-9	1-3	2-2	7	1	1	0	0	3	9
John Williamson	39	6-15	0-1	5-7	13	1	1	0	1	3	17
Marcus Sikes	40	2-6	1-4	5-6	5	3	0	0	1	4	10
Deonta Vaughn	31	4-9	2-5	2-3	2	3	2	0	0	3	12
Jamual Warren	41	5-11	0-0	6-9	8	5	1	0	1	1	16
Marvin Gentry	32	9-14	5-7	9-12	4	3	0	0	0	4	32
Timmy Crowell	3	0-0	0-0	0-0	0	1	0	0	0	1	0
Connor Barwin	4	0-0	0-0	0-2	0	0	0	0	0	1	0
Branden Miller	5	0-0	0-0	0-0	1	0	0	0	0	0	0
Team					2					1	
Totals	225	29-64	9-20	29-41	44	17	6	0	4	20	96
		.453	.450	.707							

Halftime: West Virginia 43, Cincinnati 31. **Dead Ball Rebounds:** West Virginia 7, Cincinnati 2. **Technical:** Cincinnati coach Mick Cronin. **Officials:** Pat Driscoll, Bernard Clinton, Bill Laubenstein. **Attendance:** 9,390.

WILLIAMSON RETURNS TO THE OFFENSE: John Williamson has picked up the Bearcats' offense in recent games. The 6-6 junior has averaged 17.3 points over his last six games, during which he has shot .535 (38 of 71) from the field. Williamson, who has scored 16 points in each of his last two contests, tallied 23 points, shooting 8-of-12 from the field, and grabbed nine rebounds in the Feb. 18 game vs. Notre Dame. He scored 19 points on 7-of-12 shooting in the Feb. 10 game at Rutgers and had 15 points vs. Villanova on Feb. 14.

- Williamson is Cincinnati's most consistent scorer, having reached double figures in 22 of the team's 29 contests.
- Williamson continues to be one of the most effective rebounders in the BIG EAST Conference, particularly under the offensive glass. The 6-6 junior is ranked third in the BIG EAST in offensive rebounds, averaging 3.3 per game. He is rated 11th in the league in overall rebounding with his 7.1 average.
- Williamson recorded his fourth double-double of the season with 17 points and 13 rebounds in the Jan. 20 win over West Virginia. His rebound total was second to the 16 rebounds he gathered vs. No. 4 Ohio State on Dec. 16.
- Williamson earned BIG EAST Conference Honor Roll accolades for his play the week of Dec. 11-17, during which he averaged 17.5 points and 12.0 rebounds.

VAUGHN AMONG BEST FROSH: Deonta Vaughn continues to lead the Bearcats in scoring with his 14.3-point average. Vaughn has ranked among the top freshmen scorers in the BIG EAST Conference throughout the season. He is currently second to Eugene Harvey (16.5 points) of Seton Hall.

- Vaughn has averaged 17.3 points over his last four games. He scored 20 points—his sixth 20-point outburst of the season—in Wednesday's win over Seton

BIG EAST Top Frosh Scorers

1. Eugene Harvey, Seton Hall ... 16.5
2. Deonta Vaughn, Cin 14.3
3. Scottie Reynolds, Villanova .. 13.9
4. Jerome Dyson, UConn 13.8

Hall, including five points in overtime. He had 19 points vs. Georgetown on Feb. 21 and had 22 points in the Feb. 18 game vs. Notre Dame.

- More than just a scorer, Vaughn has twice recorded a career-high eight rebounds and is the Bearcats' assists leader (3.5). He has become the Bearcats' leader in steals (1.8), having averaged 3.0 thefts over his last three games.
- Vaughn has twice earned BIG EAST Conference Rookie of the Week honors. He was recognized most recently for his performance in Cincinnati's victory over North Carolina State on Dec. 23, in which he scored 25 points and reached career highs with nine assists and six steals.
- Vaughn tallied a UC freshman single-game scoring record of 33 points vs. Wofford on Nov. 21. He connected on nine 3-pointers, the second most by any Bearcat in UC history. His 33-point effort is the third-highest scoring performance by any BIG EAST Conference player this season.
- Vaughn has dished out five or more assists in 10 games with a single-game high of nine.

GENTRY STATUS IN QUESTION: Marvin Gentry sat out Wednesday's game vs. Seton Hall due to an ankle condition and his status for the remainder of the season in question. Gentry had been Cincinnati's super sixth man most of the season, then moved into the starting lineup for the previous six games. The 6-3 junior provided a scoring boost in recent contests.

- Gentry tallied 22 points while playing all but three minutes of the Jan. 31 game vs. Louisville.
- Gentry scored 15 points on 6-of-12 shooting from the field vs. Georgetown (1/27/07).
- Gentry played a major role in the 96-83 win over West Virginia on Jan. 20, scoring a career-high 32 points. He was 5-of-7 from 3-point range and sank nine of his dozen free throw tries. The effort helped him earn weekly BIG EAST Honor Roll laurels.

SIKES SCORES FROM OUTSIDE: Marcus Sikes is a perimeter player who has been forced to see action around the basket. Sikes, who at 6-8 is the tallest Bearcat regular, nonetheless has the second-most treys among the Bearcats (43) and leads the team and is ranked seventh in the BIG EAST in 3-point field goal percentage (.417).

- Sikes scored 19 points in 25 minutes of the Jan. 27 Georgetown game before fouling out. He was 7-of-9 from the floor and tied a UC single game record for 3-point field goal percentage with a perfect 5-of-5 day from behind the arc.
- Sikes scored a career-high 24 points vs. Syracuse on Jan. 17, sinking eight of 12 3-pointers.

WARREN SHINES ON BOTH ENDS OF THE COURT: Jamual Warren continues to spark the Bearcats at both ends of the court. He tallied 13 points vs. Seton Hall on Feb. 28, and has twice recorded a career-high six assists.

- Defensively, Warren has had at least one steal in all but five games this season and has had multiple steals in 16 contests. Warren, who had a streak of 15 games with a steal, is second on the team in steals with his 1.8 average. Warren set a career high with five steals in the Jan. 17 USF contest.
- Perhaps no steal was more timely than the one in which Warren made to extend his streak during the Dec. 27 win over Miami. After sinking a short jumper to give UC a 54-52 lead with 2:14 to play, Warren stole the ball and dunked on a break-away layup to present the Bearcats with an insurmountable lead.

BEARCATS DATA:

- Though they are almost always at a size disadvantage, the Bearcats have won the battle of the boards in each of their last four contests. Cincinnati posted a 46-34 advantage in rebounding in Wednesday's win over Seton Hall and outrebounded DePaul, 43-35, on Feb. 24.
- The Bearcats were victims of opponents' comeback rallies in two recent games.

Last Game		Cincinnati	70								
Feb. 28, 2007		Seton Hall	(ot) 67								
		Cincinnati, OH									
Final: Deonta Vaughn scored 20 points, five in overtime, to lead Cincinnati to a 70-67 win over Seton Hall.											
Defining Moment: Vaughn's 3-pointer with 3:30 to play in overtime broke a 61-all tie and his jumper two minutes later gave UC a 68-63 lead.											
Key Stats: UC posted a 46-34 advantage in rebounding and committed only 11 turnovers vs. the team ranked second nationally in steals.											
Performance Leaders: Vaughn 20 points, 5 assists; John Williamson 16 points; Jamual Warren 13 points.											
SETON HALL	min	fg-a	3fg-a	ft-a	reb	ast	to	bk	st	pf	pts
Brian Laing	45	8-20	0-2	2-2	5	1	2	1	1	4	18
Stan Gaines	17	0-1	0-0	0-2	2	0	1	0	0	2	0
John Garcia	27	3-4	0-0	0-2	12	0	3	4	0	4	6
Jamar Nutter	39	3-10	2-6	2-2	2	4	1	0	1	4	10
Eugene Harvey	44	8-17	3-5	5-8	4	4	0	0	2	3	24
Carl Marshall	1	0-1	0-0	0-0	1	0	0	0	0	0	0
Paul Gause	34	2-6	2-5	0-0	1	4	1	0	1	3	6
Larry Davis	18	1-7	1-4	0-0	1	1	0	0	0	1	3
Team					6					1	
Totals	225	25-66	8-22	9-16	34	14	8	5	5	22	67
		.379	.364	.563							
CINCINNATI	min	fg-a	3fg-a	ft-a	reb	ast	to	bk	st	pf	pts
Ronald Allen	7	1-2	1-1	0-0	2	0	1	1	0	2	3
Cedric McGowan	38	3-12	0-3	2-2	9	3	0	0	1	2	8
John Williamson	25	6-10	0-0	4-4	5	2	1	0	0	4	16
Deonta Vaughn	42	5-15	2-6	8-10	6	5	3	0	1	3	20
Jamual Warren	45	4-7	1-1	4-8	5	3	1	0	1	1	13
Timmy Crowell	1	0-0	0-0	0-0	0	0	0	0	0	0	0
Marcus Sikes	32	3-7	1-4	0-0	9	0	3	2	1	4	7
Connor Barwin	22	1-3	0-0	1-2	3	1	1	3	0	0	3
Branden Miller	13	0-2	0-2	0-2	2	0	1	0	1	0	0
Team					5						
Totals	225	23-58	5-17	19-28	46	14	11	6	5	16	70
		.397	.294	.679							
Halftime: Cincinnati 31, Seton Hall 24. Regulation: Cincinnati 59, Seton Hall 59. Dead Ball Rebounds: Cincinnati 6, Seton Hall 6. Technical: Ronald Allen (Cincinnati), Seton Hall coach Bobby Gonzalez. Officials: Tim Higgins, Bernard Clinton, Gary Prager. Attendance: 8,019.											

BASKETBALL POLLS			Feb. 26		
Associated Press			ESPN/USA Today		
	Record	Pts		Record	Pts
1. Ohio St. (62)	26-3	1,786	1. Ohio St. (29)	26-3	772
2. UCLA (10)	25-3	1,729	2. UCLA (2)	25-3	742
3. Kansas	25-4	1,580	3. Kansas	25-4	680
4. Wisconsin	26-4	1,503	4. Florida	25-4	646
5. Florida	25-4	1,488	5. Wisconsin	26-4	628
6. Memphis	25-3	1,422	6. Texas A&M	24-4	608
7. Texas A&M	24-4	1,408	7. Memphis	25-3	607
8. N. Carolina	24-5	1,381	8. N. Carolina	24-5	584
9. Georgetown	22-5	1,225	9. Nevada	26-2	526
10. Nevada	26-2	1,160	10. Georgetown	22-5	515
11. So. Illinois	25-5	1,057	11. So. Illinois	25-5	451
12. Pittsburgh	24-5	984	12. Pittsburgh	24-5	447
13. Wash. St.	23-5	974	13. Wash. St.	23-5	412
14. Duke	22-7	775	14. Duke	22-7	303
15. Texas	21-7	708	15. Texas	21-7	272
16. Louisville	21-8	653	16. Butler	26-5	222
17. Oregon	22-7	466	17. Notre Dame	22-6	217
18. Butler	26-5	457	18. Oregon	22-7	181
19. Vanderbilt	19-9	317	19. Louisville	21-8	170
20. Marquette	22-8	299	20. Air Force	23-6	141
21. Va. Tech	20-8	293	21. Marquette	22-8	137
22. Notre Dame	22-8	279	22. Va. Tech	20-8	137
23. USC	21-8	254	23. Vanderbilt	19-9	100
24. Maryland	22-7	247	24. USC	21-8	90
25. Air Force	23-6	236	25. Virginia	19-8	86
Also Receiving Votes:			Also Receiving Votes:		
Michigan St. 135, Winthrop 123, Virginia 103, UNLV 78, BYU 70, Xavier 42, Tennessee 40, West Virginia 27, Arizona 24, Indiana 15, Kentucky 12, Kansas St. 11, Old Dominion 10, Boston College 9, Massachusetts 6, Akron 3, Davidson 3, Virginia Commonwealth 3, Vermont 2, Stanford 2, Syracuse 1.			West Virginia 73, Winthrop 69, Maryland 48, BYU 42, UNLV 37, Davidson 34, Michigan St. 17, Creighton 12, Arizona 9, Kentucky 8, Kansas St. 7, Appalachian St. 7, Akron 7, Syracuse 7, Virginia Commonwealth 5, Xavier 5, Illinois 5, San Diego St. 3, Vermont 2, Alabama 2, Marist 1, New Mexico St. 1.		
UC Opponents in Bold					

BIG EAST STANDINGS

March 1

STANDINGS	BIG EAST			Overall		
	W	L	Pct	W	L	Pct
Georgetown ...	12	3	.800	22	6	.786
Pittsburgh	12	3	.800	25	5	.833
Louisville	11	4	.733	21	8	.724
Notre Dame ...	10	5	.667	22	6	.786
Syracuse	10	5	.667	21	8	.724
Marquette	9	6	.600	22	8	.733
West Virginia	8	7	.533	20	8	.714
DePaul	8	7	.533	17	12	.586
Providence	8	7	.533	18	10	.643
Villanova	8	7	.533	20	9	.690
Connecticut	6	9	.400	17	12	.586
St. John's	6	9	.400	15	14	.517
Seton Hall	4	11	.267	13	15	.464
USF	3	12	.200	12	17	.414
Rutgers	3	12	.200	10	18	.357
Cincinnati	2	13	.133	11	18	.379

CINCINNATI STAT RANKINGS

Individuals	Avg	Player	Conf.	NCAA
Scoring	14.3	Deonta Vaughn	13
.....	13.5	John Williamson	23
Rebounding	7.1	John Williamson	11
Off. Reb	3.31	John Williamson	3
Def. Reb				
Assists				
FG Pct.				
FT Pct.				
3-FG Pct.417	Marcus Sikes	8
3-FGs	2.14	Deonta Vaughn	9
Blocks				
Steals	1.83	Deonta Vaughn	7	81
.....	1.79	Jamual Warren	8	90
Assit/TO	1.50	Deonta Vaughn	11

Team Stat Rank	Avg	Conf.	NCAA
Scoring Offense	64.6	14	254
Scoring Defense	67.3	14	144
Scoring Margin	-2.8	15	232
FG Pct. Offense404	15	296
FG Pct. Defense444	14	215
3-Point FG Pct. Offense ..	.308	15	278
3-Point FG Pct. Defense ..	.372	15
3-Point FG/Game	6.24	10	181
FT Percentage662	13	248
Rebound Margin	+0.6	11	174
Offensive Rebounds	12.97	6
Defensive Rebounds	20.79	15
Assists	12.52	15	235
Blocks	1.97	16	298
Steals	7.55	7	89
Turnover Margin	+2.38	6	47
Assists/TO Ratio:	0.99	10

Through Feb. 28, 2007

Cincinnati held a 70-62 lead with 1:41 to play in its Feb. 7 game at Providence, but the Friars scored nine straight points—a pair of treys and a 3-point play—for a 71-70 defeat. UC held a 67-61 advantage over Rutgers with 4:04 remaining, but the Scarlet Knights scored nine unanswered points to take a 70-67 lead with 1:14 on the clock for an eventual 73-69 win on Feb. 10.

- Cincinnati's 96-83 overtime win over West Virginia on Jan. 20 featured the second-largest deficit that the Bearcats had overcome in their history in Fifth Third Arena. UC trailed by 17 points in the first half of the West Virginia contest. Cincinnati has twice overcome 18-point margins for wins in Fifth Third. On Feb. 28, 1998, the Bearcats fought back from 18 points down to defeat Saint Louis, 61-58. They overcame the same size margin on Nov. 28, 2004 for a 76-70 overtime win over Northern Iowa.
- Marcus Sikes' 5-of-5 performance from 3-point range vs. Georgetown (1/27/07) tied the UC single game record for 3-point field goal percentage (minimum five made 3s). Field Williams was 5-of-5 vs. Louisville in 2001-02.
- The Bearcats forced a season-high 32 turnovers, three shy of the school record, in their Dec. 23 win over North Carolina State.
- UC's 17 3-point field goals vs. Wofford (11/21/06) was the third-highest single game total while its 32 attempts was fifth-most.
- Cincinnati notched its 40th consecutive victory in home openers and upped its record to 86-19 in season home openers.
- The Bearcats upped their record in season openers to 87-19. UC has won 25 of its last 26 season openers.

IT'S ACADEMIC: Two Bearcats, Marcus Sikes and Branden Miller, qualified for the Dean's list academic honors after Fall quarter for having grade point averages of 3.5 or above. Three others, John Williamson, Connor Barwin and Mike Williams, posted GPAs of 3.0 or above. The team's GPA was 2.875, a shade lower than the 2.965 of the UC general student body.

LOOKING TO NEXT YEAR

Cincinnati signed three players, all high school seniors, during the early signing period. The Bearcats also have two players practicing with the team while sitting out the 2006-07 campaign, Mike Williams, a transfer from Texas, and Adam Hrycaniuk, whose eligibility will begin next year. Here is a look at those who will be joining the 2007-08 Bearcats.

- Kenny Belton** F 6-8 245 . Fr.
Hometown: Salem, Va.
Greensboro (N.C.) Dudley High School
 2005-06 • 14.9 points, 8.2 rebounds
 • MVP of Eastern Regional Tourn.
- Rashad Bishop** F 6-5 215 .. Jr.
Hometown: Newark, N.J.
Kennedy High School
 2005-06 • 21.9 points, 11.0 rebounds, 5.4 assists, 2.0 blocks in 2005-06
 • Area Player of the Year, second team All-State
 • Attending St. Benedict's Prep

- Larry Davis** G 6-3 175 . Fr.
Hometown: Houston, Texas
Alief-Hastings High School
 2005-06 • 14.8 points, 6.2 rebounds, 4.1 assists, 4.3 steals in 2005-06
 • All-state, all-region, all-district
- Adam Hrycaniuk** C 6-10 .. 230 . Sr.
Hometown: Mysliborz, Poland
Trinity Valley Community College
 2005-06 • 11.8 points, 7.2 rebounds, 2.5 blocks
 • NJCAA All-Region XIV
- Mike Williams** F 6-7 230 .. Jr.
Hometown: Camden, Ala.
University of Texas
 2005-06 • 2.3 points, 3.1 rebounds, 13.6 minutes
 • Academic All-Big 12

CAPSULE LOOK AT THE BEARCATS

Career Highs

30	Cedric McGowan	6-7 Sr.	Team's second-leading rebounder (5.2)...tied career scoring high with 20 points vs. No. 22 Memphis (1/4/07).....pair of 3s keyed win over Xavier (12/13/06)	Points20 multiple opp. Rebounds ...20 DePaul (1/4/06) Assists3 Rutgers (1/22/06) Steals3 multiple opp Blocks3 Oakland (11/29/06)
45	John Williamson	6-6 Jr.	Third in BIG EAST in offensive rebounds (3.3)...17.3 points, .535 FG% last six games...23 points, nine rebounds vs. Notre Dame (2/18/07)...22 double-figure games	Points27 Oakland (11/29/06) Rebounds ...16 Ohio State (12/16/06) Assists3 multiple opp. Steals3 multiple opp. Blocks1 multiple opp.
10	Marcus Sikes	6-8 Jr.	Second-most 3-point FGs on team (43), top trey percentage (.417)...career-high 24 points vs. Syracuse (1/17/07), making 8 of 12 3-point FGs	Points24 Syracuse (1/17/07) Rebounds ...10 multiple opp. Assists5 Temple (12/9/06) Steals2 multiple opp. Blocks2 Howard (11/10/06)
5	Deonta Vaughn	6-1 Fr.	Two-time BIG EAST Rookie of the Week selection...17.3 points last four games...team leader in assists (3.5) and steals (1.8)...UC freshman record 33 points vs. Wofford	Points33 Wofford (11/21/06) Rebounds ...8 Syracuse (1/17/07) Assists9 N.C. State (12/23/06) Steals6 N.C. State (12/23/06) Blocks0
33	Jamual Warren	6-2 Jr.	Has a pair of 16-point games...13 points vs. Seton Hall (2/28/07), four decisive points in overtime...has made a steal in all but five games, multiple steals 16 times	Points16 multiple opp. Rebounds ...8 West Va. (1/20/07) Assists6 multiple opp. Steals5 Syracuse (1/17/07) Blocks1 multiple opp.
1	Marvin Gentry	6-3 Jr.	Ankle condition sidelined him for the Seton Hall game (2/28/07) and makes future status questionable...32 points vs. West Virginia...BIG EAST weekly Honor Roll for Jan. 15-21	Points32 West Va. (1/20/07) Rebounds ...10 Howard (11/10/06) Assists3 multiple opp. Steals4 multiple opp. Blocks2 multiple opp.
3	Timmy Crowell	6-2 Jr.	Backup point guard who energizes play...started the two of the last three games...has seen action in every game...12.0 minutes over last three games	Points7 High Point (11/12/06) Rebounds ...5 Georgetown (2/21/07) Assists3 multiple opp. Steals2 Georgetown (2/21/07) Blocks0
11	Connor Barwin	6-4 So.	TE from the football team (13 rec., 148 yds. 2 TD)...a key sub to the front court...career-high three blocks vs. Seton Hall (2/28/07)...four points vs. Villanova (2/14/07)	Points6 Pittsburgh (2/12/06) Rebounds ...9 South Carolina (3/23/06) Assists3 Providence (2/6/07) Steals1 multiple opp. Blocks3 Seton Hall (2/28/07)
20	Branden Miller	6-4 So.	Second-year walk-on...has seen increased playing time...appeared in 19 of the last 20 games...played a career-best 13 minutes vs. Seton Hall (2/28/07)	Points6 Ohio State (12/16/06) Rebounds ...2 multiple opp. Assists2 multiple opp. Steals2 Ohio (12/30/06) Blocks1 Ohio (12/30/06)
23	Ronald Allen	6-9 Sr.	Three points, two rebounds and a block vs. Seton Hall (2/28/07)...Hurricane Katrina victim who transferred to UC in 2005 after Xavier (La.) was ravaged...tallest Bearcat	Points11 multiple opp. Rebounds ...7 Howard (11/10/06) Assists1 multiple opp. Steals1 multiple opp. Blocks2 Tenn-Martin (11/11/06)
25	Walter Lewis	6-2 Jr.	Walk-on who has seen action in one game	Points0 Rebounds0 Assists0 Steals0 Blocks0

BEARCAT STARTING LINEUPS

Opponent	W/L	Forward	Forward	Center	Guard	Guard	Lineup No.	Record
Howard	W	McGowan	Williamson	Sikes	Gentry	Warren	1	1-0
Tenn.-Martin	W	McGowan	Williamson	Sikes	Gentry	Warren	1	2-0
High Point	W	McGowan	Williamson	Sikes	Gentry	Warren	1	3-0
Wofford	L	McGowan	Williamson	Sikes	Gentry	Vaughn	2	0-1
Gen. Michigan	W	McGowan	Williamson	Sikes	Gentry	Vaughn	2	1-1
Oakland	W	McGowan	Williamson	Sikes	Vaughn	Warren	3	1-0
UAB	L	McGowan	Williamson	Sikes	Vaughn	Warren	3	1-1
vs. Temple	W	McGowan	Williamson	Sikes	Vaughn	Warren	3	2-1
Xavier	W	McGowan	Williamson	Sikes	Vaughn	Warren	3	3-1
vs. Ohio St.	L	McGowan	Williamson	Sikes	Vaughn	Warren	3	3-2
N. C. State	W	McGowan	Williamson	Sikes	Vaughn	Warren	3	4-2
Miami U.	W	McGowan	Williamson	Sikes	Vaughn	Warren	3	5-2
vs. Ohio	L	McGowan	Williamson	Sikes	Vaughn	Warren	3	5-3
at Memphis	L	McGowan	Williamson	Sikes	Vaughn	Warren	3	5-4
Rutgers	L	McGowan	Williamson	Sikes	Vaughn	Warren	3	5-5
at USF	L	McGowan	Williamson	Sikes	Vaughn	Warren	3	5-6
at Syracuse	L	McGowan	Williamson	Sikes	Vaughn	Warren	3	5-7
West Virginia	W	McGowan	Williamson	Sikes	Vaughn	Warren	3	6-7
Pittsburgh	L	McGowan	Williamson	Sikes	Vaughn	Warren	3	6-8
at Georgetown	L	McGowan	Williamson	Sikes	Vaughn	Warren	3	6-9
Louisville	L	McGowan	Williamson	Sikes	Vaughn	Warren	3	6-10
St. John's	L	McGowan	Williamson	Sikes	Vaughn	Warren	3	6-11
at Providence	L	Williamson	Sikes	Gentry	Vaughn	Warren	4	0-1
at Rutgers	L	Williamson	Sikes	Gentry	Vaughn	Warren	4	0-2
at Villanova	L	Williamson	Sikes	Gentry	Vaughn	Warren	4	0-3
Notre Dame	L	Williamson	Sikes	Gentry	Vaughn	Warren	4	0-4
Georgetown	L	Williamson	Sikes	Gentry	Vaughn	Crowell	5	0-1
at DePaul	L	Williamson	Sikes	Gentry	Vaughn	Crowell	5	0-2
Seton Hall	W	McGowan	Williamson	Allen	Vaughn	Warren	6	1-0
at West Virginia								

BEARCAT RECORDS WHEN...

Home games	10-8
Away games	0-8
Neutral site games	1-2
BIG East games	2-13
vs. Top 25 teams	0-4
vs. RPI Top 100 teams	2-12
Overtime games	2-0
Lead at halftime	6-1
Trail at halftime	4-16
Tied at halftime	1-1
Lead with 10:00 remaining	10-1
Trail with 10:00 remaining	1-17
Lead with 5:00 remaining	9-3
Trail with 5:00 remaining	0-15
Tied with 5:00 remaining	2-0
Lead with 2:00 remaining	10-2
Trail with 2:00 remaining	0-16
Tied with 2:00 remaining	1-0
Shoot better from the field	8-2
Shoot worse from the field	3-16
Shoot 50% or better	0-2
Shoot below 50%	11-16
Opp. shoots 50% or better	1-9
Opp. shoots below 50%	10-9
Opp. shoots below 40%	7-1
Make 7 or fewer 3-point FGs	10-11
Make more than 7 3-point FGs	1-7
Shoot more FTs than opp.	7-3
Out-rebound the opponent	9-5
Opponent out-rebounds UC	2-13
Commit fewer turnovers	7-10
Commit the same or more TOs	4-8
Commit 12 or fewer turnovers	7-8
Outscore opponents' bench	6-8
1-3 point games	1-4
4-5 point games	0-1
6-10 point games	5-2
11-19 point games	4-9
20-plus point games	1-2
Score 59 or fewer points	0-9
Score 60-69 points	6-6
Score over 70 points	5-3
Hold opp. to 50 or fewer points	3-0
Hold opp. to 51-60 points	3-4
Hold opp. to 61-70 points	3-2
Opp. scores 70-plus points	2-12
Largest opening run	7-0
Largest scoring run	18-0
Largest first half lead	26
Largest first half deficit	31
Largest second half lead	31
Largest second half deficit	39

BEARCATS ON THE DOUBLE

Double-Figure Scoring Games

John Williamson	22
Deonta Vaughn	19
Marcus Sikes	13
Jamual Warren	11
Cedric McGowan	8
Marvin Gentry	6
Ronald Allen	1

Double-Figure Rebounding Games

John Williamson	4
Marcus Sikes	3
Marvin Gentry	1
Cedric McGowan	1

Other Stat Doubles

None

Double-Doubles

John Williamson	4
Marcus Sikes	2
Cedric McGowan	1

2006-07 CINCINNATI BASKETBALL STATISTICS

RECORD :	OVERALL	HOME	AWAY	NEUTRAL
ALL GAMES	(11-18)	(10-8)	(0-8)	(1-2)
CONFERENCE	(2-13)	(2-6)	(0-7)	(0-0)
NON-CONFERENCE	(9-5)	(8-2)	(0-1)	(1-2)

## Player	GP-GS	Min--Avg	---TOTAL---		---3-PTS---		FT-FTA	Pct	---REBOUNDS---				PF	FO	A	TO	Blk	Stl	Pts	Avg
			FG-FGA	Pct	3FG-FGA	Pct			Off	Def	Tot	Avg								
05 VAUGHN, Deonta.....	29-26	952 32.8	145-391	.371	62-207	.300	64-85	.753	27	76	103	3.6	77	1	102	68	1	53	416	14.3
45 WILLIAMSON, John...	29-29	893 30.8	150-309	.485	11-31	.355	81-138	.587	96	111	207	7.1	91	4	29	53	4	21	392	13.5
10 SIKES, Marcus.....	29-28	851 29.3	90-223	.404	43-103	.417	55-82	.671	52	96	148	5.1	87	3	41	50	14	22	278	9.6
33 WARREN, Jamual.....	29-25	848 29.2	93-242	.384	9-59	.153	44-73	.603	26	81	107	3.7	59	0	90	70	3	52	239	8.2
30 MCGOWAN, Cedric....	29-23	818 28.2	89-204	.436	11-48	.229	42-54	.778	55	95	150	5.2	71	1	29	47	15	17	231	8.0
01 GENTRY, Marvin.....	28-11	719 25.7	72-200	.360	31-92	.337	31-42	.738	30	47	77	2.8	69	2	35	33	7	31	206	7.4
03 CROWELL, Timmy.....	29-2	277 9.6	15-39	.385	8-23	.348	5-8	.625	7	16	23	0.8	22	0	25	18	0	10	43	1.5
23 ALLEN, Ronald.....	19-1	135 7.1	10-31	.323	2-12	.167	4-5	.800	4	18	22	1.2	19	1	2	7	3	0	26	1.4
11 BARWIN, Connor.....	22-0	226 10.3	10-23	.435	0-1	.000	7-13	.538	17	14	31	1.4	38	1	5	10	9	5	27	1.2
20 MILLER, Branden....	24-0	130 5.4	5-20	.250	4-11	.364	0-2	.000	13	6	19	0.8	11	0	5	4	1	8	14	0.6
25 LEWIS, Walter.....	1-0	1 1.0	0-0	.000	0-0	.000	0-0	.000	0	0	0	0.0	0	0	0	0	0	0	0	0.0
TEAM.....									52	42	94	3.2	3		10					
Total.....	29	5850	679-1682	.404	181-587	.308	333-502	.663	379	602	981	33.8	547	13	363	370	57	219	1872	64.6
Opponents.....	29	5850	661-1490	.444	217-584	.372	414-563	.735	285	679	964	33.2	498	-	371	436	123	148	1953	67.3

TEAM STATISTICS	CIN	OPP	DATE	OPPONENT	W/L	SCORE	ATTEND
SCORING.....	1872	1953	%11/10/06	HOWARD	W	70-39	7608
Points per game.....	64.6	67.3	%11/11/06	TENNESSEE-MARTIN	W	67-49	7513
Scoring margin.....	-2.8	-	%11/12/06	HIGH POINT	W	63-51	7239
FIELD GOALS-ATT.....	679-1682	661-1490	11/21/06	WOFFORD	L	90-91	8785
Field goal pct.....	.404	.444	11/25/06	CENTRAL MICHIGAN	W	60-50	7589
3 POINT FG-ATT.....	181-587	217-584	11/29/06	OAKLAND	W	68-61	7351
3-point FG pct.....	.308	.372	12/02/06	UAB	L	57-59	8099
3-pt FG made per game..	6.2	7.5	12/09/06	vs Temple	W	80-71	4307
FREE THROWS-ATT.....	333-502	414-563	12/13/06	XAVIER	W	67-57	13176
Free throw pct.....	.663	.735	12-16-06	vs Ohio State	L	50-72	18356
REBOUNDS.....	981	964	12/23/06	NORTH CAROLINA STATE	W	80-71	9549
Rebounds per game.....	33.8	33.2	12/27/06	MIAMI (OHIO)	W	60-52	9256
Rebounding margin.....	+0.6	-	12/30/06	vs Ohio	L	66-79	3437
ASSISTS.....	363	371	01/04/07	at Memphis	L	55-88	16223
Assists per game.....	12.5	12.8	*01/07/07	RUTGERS	L	42-54	8212
TURNOVERS.....	370	436	*1/14/07	at USF	L	59-74	3449
Turnovers per game.....	12.8	15.0	*1/17/07	at Syracuse	L	76-77	22248
Turnover margin.....	+2.3	-	*1/20/07	WEST VIRGINIA	W OT	96-83	9390
Assist/turnover ratio..	1.0	0.9	*01/24/07	PITTSBURGH	L	51-67	9196
STEALS.....	219	148	*01/27/07	at Georgetown	L	67-82	13106
Steals per game.....	7.6	5.1	*01/31/07	LOUISVILLE	L	53-69	10881
BLOCKS.....	57	123	*02/04/07	ST. JOHN'S	L	64-73	7902
Blocks per game.....	2.0	4.2	*02/06/07	at Providence College	L	70-71	8557
WINNING STREAK.....	1	-	*02/10/07	at Rutgers	L	69-73	7104
Home win streak.....	1	-	*02/14/07	at Villanova	L	48-64	6500
ATTENDANCE.....	158966	113938	*02/18/07	NOTRE DAME	L	64-76	11038
Home games-Avg/Game....	18-8831	8-10980	*02/21/07	GEORGETOWN	L	65-75	8163
Neutral site-Avg/Game..	-	3-8700	*2-24-07	at DePaul	L	45-58	10651
			*02/28/07	SETON HALL	W OT	70-67	8019

SCORE BY PERIODS:	1st	2nd	OT	Total
Cincinnati.....	828	1012	32	- 1872
Opponents.....	977	960	16	- 1953

* = Conference game

2006-07 CINCINNATI BASKETBALL STATISTICS

RECORDS

OVERALL: 11-18 HOME: 10-8
 *CONFERENCE: 2-13 @AWAY: 0-8
 %OVERTIME: 2-0 #NEUTRAL: 1-2

GAME-BY-GAME SCORING/REBOUNDING

Game Starter Stats in **Bold**

+Points/Assists

Date	Score	Opponent	Rank†	Attn	McGn	Wilm	Wrn+	Gntry	Sikes	Vgn+	Allen	Crow+	Millr	Lewis	Brwn
Nov. 10	70-39	HOWARD (1)		7,608	10/7	18/7	4/3	9/10	9/8	7/5	10/7	3/0	0/2	—	—
Nov. 11	67-49	TENN.-MARTIN (1)		7,513	7/7	23/5	5/1	7/4	18/10	7/6	0/3	0/0	0/1	—	—
Nov. 12	63-51	HIGH POINT (1)		7,239	13/12	8/6	9/1	3/4	12/5	9/5	2/0	7/1	0/1	—	—
Nov. 21	90-91	WOFFORD		8,755	2/3	19/11	0/4	13/0	20/7	33/6	0/0	3/3	0/0	—	—
Nov. 25	60-50	CENTRAL MICHIGAN		7,589	12/6	11/7	0/4	5/0	5/4	19/5	2/3	3/3	3/0	—	—
Nov. 29	68-61	OAKLAND		7,351	9/5	27/9	12/2	0/0	1/3	17/6	2/1	0/0	—	—	0/0
Dec. 2	57-59	UAB		8,099	17/9	5/7	9/4	7/1	0/3	16/2	3/1	0/0	—	—	0/1
Dec. 9	80-71	vs. Temple (2)		4,307	11/3	15/13	16/3	2/3	17/3	17/4	0/0	0/0	—	—	2/3
Dec. 13	67-57	XAVIER (3)		13,176	8/7	18/8	12/5	2/3	3/6	24/1	0/0	0/0	—	—	0/0
Dec. 16	50-72	vs. Ohio State (4)		18,356	2/4	17/16	13/1	0/2	5/6	5/0	0/0	0/0	6/1	—	2/3
Dec. 23	80-71	NORTH CAROLINA ST.		9,549	15/3	13/4	9/3	1/2	10/6	25/9	2/2	3/0	2/1	0/0	0/1
Dec. 27	60-52	MIAMI (Ohio)		9,256	6/6	6/5	15/3	8/1	15/10	6/7	0/1	2/1	0/1	—	2/1
Dec. 30	66-79	vs. Ohio (5)		3,437	13/4	15/9	15/3	13/3	6/4	4/2	0/0	0/1	0/2	—	0/1
Jan. 4	55-88	at Memphis		16,223	20/6	11/6	6/3	2/1	6/1	8/0	—	2/0	0/0	—	—
Jan. 7	42-54	RUTGERS*		8,212	5/2	6/6	7/6	3/1	17/6	2/1	0/0	0/1	0/0	—	2/3
Jan. 14	59-74	at USF*		3,449	4/8	2/7	14/2	8/1	4/10	21/1	—	4/3	0/0	—	2/0
Jan. 17	76-77	at Syracuse*		22,248	10/7	11/7	5/3	11/7	24/2	13/5	2/0	0/1	—	—	—
Jan. 20	96-83	% WEST VIRGINIA		9,390	9/7	17/13	16/5	32/4	10/5	12/3	—	0/1	0/1	—	0/2
Jan. 24	51-67	PITTSBURGH*		9,196	6/4	15/6	4/1	3/3	10/1	13/5	—	0/0	0/0	—	0/0
Jan. 27	67-82	at Georgetown*		13,106	4/4	3/5	5/4	15/2	19/2	18/2	—	3/3	0/0	—	0/1
Jan. 31	53-69	LOUISVILLE*		10,881	4/5	0/3	0/2	22/1	9/6	18/1	0/1	0/1	0/0	—	0/0
Feb. 4	64-73	ST. JOHN'S		7,902	3/2	13/6	9/6	7/5	15/4	17/4	0/1	0/0	0/2	—	0/2
Feb. 6	70-71	at Providence*		8,557	6/2	15/6	11/6	8/2	11/2	14/3	—	1/1	0/0	—	4/2
Feb. 10	69-73	at Rutgers*		7,104	3/2	19/4	13/4	9/5	7/7	18/4	—	0/0	0/0	—	0/0
Feb. 14	48-64	at Villanova*		6,500	4/3	15/5	7/2	3/1	6/2	4/2	0/0	2/1	3/0	—	4/1
Feb. 18	64-76	NOTRE DAME*		11,038	7/6	23/9	5/2	0/5	3/2	22/2	—	3/1	0/2	—	1/1
Feb. 21	65-75	GEORGETOWN*		8,163	5/1	15/6	3/3	6/0	9/5	19/5	—	5/2	0/0	—	3/1
Feb. 24	45-58	at DePaul*		10,651	8/6	16/6	2/1	7/6	0/4	8/1	—	2/0	0/1	—	2/5
Feb. 28	70-67	% SETON HALL*		8,019	8/9	16/5	13/3	—	7/9	20/5	3/2	0/0	0/2	—	3/3
Mar. 3		at West Virginia*		4:00											
Mar. 7-10		BIG EAST CHAMPIONSHIPS													

†Rank (AP/USA Today-ESPN) at the time of the game.

- (1) Jim Thorpe Association Classic, Cincinnati, Ohio
- (2) Lenape Trail Classic, Atlantic City, N.J.
- (3) Skyline Chili Crosstown Shootout
- (4) John Wooden Tradition, Indianapolis, ind.
- (5) Quicken Loans Arena, Cleveland, Ohio

	ATTENDANCE	
Home	158,966	-8,831
Away	87,799	-10,975
Neutral	26,100	-8,700
Total	272,904	-9,410

MISCELLANEOUS	UC	OPP
First Half Scoring	828 -28.6	977 -33.7
Second Half Scoring	1,012 -34.9	960 -33.1
Overtime	32 -16.0	16 -8.0
Points Off Turnovers	475 -16.4	351 -12.1
Second Chance Points	299 -10.3	289 -10.0
Bench Scoring	304 -10.5	412 -14.2
Jump Balls	18	13
Dead Ball Rebounds	103	102

2006-07 UNIVERSITY OF CINCINNATI MEN'S BASKETBALL STATISTICS

GAME-BY-GAME TEAM TOTALS

	FG-FGA	Pct	3G-3GA	Pct	FT-FTA	Pct	Reb	Ast	Stl	Blk	To	PF-D	1st	2nd	OT	Score
HOWARD	12 -56	.214	2 -12	.167	13 -17	.765	41	5	3	2	16	15-0	17	22	-	39
@ CINCINNATI	28 -68	.412	4 -15	.267	10 -19	.526	51	17	11	6	7	18-0	35	35	-	70
TENN.-MARTIN	17 -54	.315	5 -21	.238	10 -20	.500	35	6	5	2	16	21-2	15	34	-	49
@ CINCINNATI	24 -59	.407	7 -27	.259	12 -21	.571	41	14	9	3	15	17-0	36	31	-	67
HIGH POINT	20 -59	.339	9 -25	.360	2 -5	.400	33	6	0	5	15	21-5	28	23	-	51
@ CINCINNATI	23 -55	.418	6 -17	.353	11 -19	.579	40	11	7	2	15	14-0	28	35	-	63
WOFFORD	28 -53	.528	12 -24	.500	23 -29	.793	29	12	3	1	14	15-0	38	53	-	91
@ CINCINNATI	34 -63	.540	17 -32	.531	5 -8	.625	27	22	2	1	14	24-1	42	48	-	90
CENTRAL MICHIGAN	17 -49	.347	4 -19	.211	12 -13	.923	16	7	13	2	18	21-0	22	28	-	50
@ CINCINNATI	19 -40	.475	7 -12	.583	15 -19	.789	36	14	7	2	29	14-1	31	29	-	60
OAKLAND	23 -58	.397	5 -13	.385	10 -13	.769	40	8	3	1	18	19-0	33	28	-	61
@ CINCINNATI	26 -58	.448	2 -13	.154	14 -18	.778	32	13	8	5	12	14-0	29	39	-	68
UAB	20 -47	.426	9 -20	.450	10 -11	.909	25	8	3	5	11	15-1	29	30	-	59
@ CINCINNATI	23 -57	.404	7 -23	.304	4 -8	.500	32	11	6	1	12	12-1	23	34	-	57
vs. TEMPLE	23 -50	.460	5 -19	.263	20 -27	.741	28	13	9	6	11	21-1	46	25	-	71
CINCINNATI	27 -62	.435	6 -22	.273	20 -26	.769	43	17	6	2	12	21-0	39	41	-	80
XAVIER	21 -50	.420	6 -25	.240	9 -14	.643	35	11	2	6	18	24-2	29	28	-	57
@ CINCINNATI	21 -60	.350	6 -25	.240	19 -26	.731	38	13	8	3	8	18-0	32	35	-	67
vs. OHIO STATE	25 -58	.431	6 -23	.261	16 -23	.696	48	14	6	8	13	16-0	42	30	-	72
CINCINNATI	19 -73	.260	2 -24	.083	10 -16	.625	43	5	9	0	9	19-0	14	36	-	50
NORTH CAROLINA ST.	29 -51	.569	6 -13	.462	7 -15	.467	38	18	5	3	32	18-1	33	38	-	71
@ CINCINNATI	31 -69	.449	5 -21	.238	13 -17	.765	27	18	13	1	12	17-0	30	50	-	80
MIAMI (Ohio)	18 -46	.391	4 -18	.222	12 -17	.706	27	10	4	6	15	17-0	22	30	-	52
@ CINCINNATI	25 -52	.481	1 -7	.143	9 -14	.643	36	13	7	4	13	18-1	31	29	-	60
vs. OHIO	22 -52	.423	5 -20	.250	30 -36	.833	31	12	10	3	13	11-0	37	42	-	79
CINCINNATI	26 -55	.473	2 -15	.133	12 -15	.800	30	8	7	4	18	24-1	26	40	-	66
@ MEMPHIS	32 -54	.593	12 -28	.429	12 -18	.667	42	17	5	10	16	16-1	54	34	-	88
CINCINNATI	21 -56	.375	5 -13	.385	8 -13	.615	23	9	9	1	14	20-0	23	32	-	55
RUTGERS	19 -47	.404	8 -16	.500	8 -15	.533	32	8	4	3	12	11-0	21	33	-	54
@ CINCINNATI	17 -49	.347	4 -21	.190	4 -6	.667	29	12	5	4	14	20-0	20	22	-	42
@ USF	24 -50	.480	4 -12	.333	22 -35	.629	41	22	7	5	17	14-0	35	39	-	74
CINCINNATI	22 -66	.333	7 -30	.233	8 -16	.500	37	12	10	2	15	28-2	24	35	-	59
@ SYRACUSE	25 -49	.510	10 -23	.435	17 -21	.810	39	21	8	10	21	14-0	48	29	-	77
CINCINNATI	28 -77	.364	13 -32	.406	7 -11	.636	38	14	12	1	8	19-0	34	42	-	76
WEST VIRGINIA	26 -61	.426	15 -40	.375	16 -19	.842	32	17	1	3	12	27-2	43	32	8	83
@ CINCINNATI	29 -64	.453	9 -20	.450	29 -41	.707	44	17	4	0	6	20-0	31	44	21	96
PITTSBURGH	23 -38	.605	12 -19	.632	9 -15	.600	27	13	4	0	15	11-0	38	29	-	67
@ CINCINNATI	19 -52	.365	4 -18	.222	9 -15	.600	24	7	8	1	10	13-0	26	25	-	51
@ GEORGETOWN	28 -53	.528	6 -18	.333	20 -26	.769	32	17	6	4	5	13-0	40	42	-	82
CINCINNATI	23 -47	.489	14 -24	.583	7 -8	.875	23	14	4	0	13	22-1	35	32	-	67
LOUISVILLE	23 -51	.451	7 -22	.318	16 -18	.889	44	11	4	7	16	17-0	33	36	-	69
@ CINCINNATI	19 -62	.306	5 -24	.208	10 -17	.588	32	6	5	1	8	21-1	19	34	-	53
ST. JOHN'S	20 -41	.488	7 -15	.467	26 -32	.813	34	10	4	2	21	21-0	30	43	-	73
@ CINCINNATI	20 -60	.333	8 -30	.267	16 -27	.593	32	12	11	0	12	25-1	24	40	-	64
@ PROVIDENCE	26 -47	.553	12 -27	.444	7 -9	.778	32	13	2	3	19	15-0	38	33	-	71
CINCINNATI	29 -58	.500	8 -20	.400	4 -14	.286	22	18	13	0	9	15-0	38	32	-	70
@ RUTGERS	21 -41	.512	5 -11	.455	26 -30	.867	25	16	2	9	12	13-0	39	34	-	73
CINCINNATI	27 -57	.474	8 -17	.471	7 -10	.700	28	15	7	2	10	25-1	29	40	-	69
@ VILLANOVA	22 -55	.400	8 -20	.400	12 -13	.923	35	15	11	3	13	17-0	34	30	-	64
CINCINNATI	13 -38	.342	4 -14	.286	18 -22	.818	25	8	6	2	16	14-0	17	31	-	48
NOTRE DAME	25 -48	.521	13 -20	.650	13 -17	.765	27	19	2	1	16	20-1	37	39	-	76
@ CINCINNATI	23 -58	.397	5 -18	.278	13 -18	.722	28	9	8	3	11	21-0	30	34	-	64
GEORGETOWN	26 -48	.542	8 -20	.400	15 -21	.714	27	13	5	5	16	19-0	37	38	-	75
@ CINCINNATI	23 -58	.397	8 -23	.348	11 -18	.611	31	13	9	0	17	19-1	31	34	-	65
@ DePAUL	21 -58	.362	4 -19	.211	12 -18	.667	35	15	12	3	7	14-0	35	23	-	58
CINCINNATI	17 -51	.333	2 -13	.154	9 -12	.750	43	7	3	0	20	19-0	20	25	-	45
SETON HALL	25 -66	.379	8 -22	.364	9 -16	.563	34	14	5	5	8	22-0	24	35	8	67
@ CINCINNATI	23 -58	.397	5 -17	.294	19 -28	.679	46	14	5	6	11	16-0	31	28	11	70

2006-07 BIG EAST CONFERENCE STATS

##	Player	GP-GS	Min--Avg	---TOTAL---		---3-PTS---		FT-FTA	Pct	---REBOUNDS---				PF	FO	A	TO	Blk	Stl	Pts	Avg
				FG-FGA	Pct	3FG-FGA	Pct			Off	Def	Tot	Avg								
05	VAUGHN, Deonta.....	15-15	520 34.7	72-216	.333	35-126	.278	40-54	.741	15	37	52	3.5	49	1	44	36	1	28	219	14.6
45	WILLIAMSON, John...	15-15	464 30.9	69-154	.448	1-6	.167	47-72	.653	47	47	94	6.3	44	1	10	29	1	11	186	12.4
10	SIKES, Marcus.....	15-14	440 29.3	52-125	.416	29-66	.439	18-32	.563	24	45	69	4.6	47	2	16	27	8	13	151	10.1
01	GENTRY, Marvin.....	14-6	392 28.0	46-117	.393	25-61	.410	17-24	.708	16	27	43	3.1	44	2	20	14	1	17	134	9.6
33	WARREN, Jamual.....	15-13	452 30.1	42-109	.385	3-23	.130	27-48	.563	16	36	52	3.5	31	0	50	30	1	23	114	7.6
30	McGOWAN, Cedric....	15-9	373 24.9	34-85	.400	5-19	.263	13-15	.867	29	39	68	4.5	39	0	16	19	3	7	86	5.7
11	BARWIN, Connor.....	14-0	168 12.0	7-14	.500	0-0	.000	7-12	.583	11	10	21	1.5	25	1	5	9	6	3	21	1.5
03	CROWELL, Timmy.....	15-2	154 10.3	7-17	.412	4-11	.364	2-4	.500	5	14	19	1.3	10	0	15	10	0	6	20	1.3
23	ALLEN, Ronald.....	6-1	23 3.8	2-7	.286	1-2	.500	0-0	.000	0	4	4	0.7	2	0	0	1	1	0	5	0.8
20	MILLER, Branden....	14-0	64 4.6	1-11	.091	1-7	.143	0-2	.000	8	2	10	0.7	4	0	2	1	0	2	3	0.2
TEAM.....										28	22	50	3.3	2							
Total.....		15	3050	332-855	.388	104-321	.324	171-263	.650	199	283	482	32.1	297	7	178	180	22	110	939	62.6
Opponents.....		15	3050	354-753	.470	127-304	.418	228-305	.748	142	354	496	33.1	248	-	224	210	63	77	1063	70.9

2006-07 HOME GAME STATS

##	Player	GP-GS	Min--Avg	---TOTAL---		---3-PTS---		FT-FTA	Pct	---REBOUNDS---				PF	FO	A	TO	Blk	Stl	Pts	Avg
				FG-FGA	Pct	3FG-FGA	Pct			Off	Def	Tot	Avg								
05	VAUGHN, Deonta.....	18-15	598 33.2	101-260	.388	42-135	.311	42-57	.737	17	48	65	3.6	47	1	78	42	1	35	286	15.9
45	WILLIAMSON, John...	18-18	526 29.2	97-186	.522	10-23	.435	49-82	.598	51	72	123	6.8	59	3	21	33	4	10	253	14.1
10	SIKES, Marcus.....	18-17	544 30.2	56-138	.406	21-57	.368	40-60	.667	35	67	102	5.7	50	1	24	33	9	12	173	9.6
30	McGOWAN, Cedric....	18-16	535 29.7	56-137	.409	6-33	.182	28-37	.757	36	65	101	5.6	45	1	18	31	12	10	146	8.1
01	GENTRY, Marvin.....	17-7	439 25.8	46-121	.380	18-54	.333	18-27	.667	15	29	44	2.6	36	0	14	19	5	22	128	7.5
33	WARREN, Jamual.....	18-15	536 29.8	46-125	.368	4-29	.138	36-57	.632	16	54	70	3.9	25	0	58	43	2	31	132	7.3
23	ALLEN, Ronald.....	14-1	114 8.1	9-24	.375	2-9	.222	4-5	.800	4	18	22	1.6	16	1	2	6	3	0	24	1.7
03	CROWELL, Timmy.....	18-1	161 8.9	10-27	.370	6-17	.353	3-4	.750	4	9	13	0.7	12	0	15	6	0	7	29	1.6
11	BARWIN, Connor.....	13-0	121 9.3	4-11	.364	0-0	.000	3-8	.375	6	9	15	1.2	21	1	4	7	2	11	0.8	
20	MILLER, Branden....	15-0	75 5.0	2-13	.154	1-6	.167	0-2	.000	10	3	13	0.9	7	0	5	2	0	4	5	0.3
25	LEWIS, Walter.....	1-0	1 1.0	0-0	.000	0-0	.000	0-0	.000	0	0	0	0.0	0	0	0	0	0	0	0	0.0
TEAM.....										37	21	58	3.2	3							
Total.....		18	3650	427-1042	.410	110-363	.303	223-339	.658	231	395	626	34.8	321	8	236	226	43	133	1187	65.9
Opponents.....		18	3650	392-923	.425	140-364	.385	220-307	.717	161	415	576	32.0	334	-	196	289	59	70	1144	63.6

2006-07 AWAY-NEUTRAL SITE GAME STATS

##	Player	GP-GS	Min--Avg	---TOTAL---		---3-PTS---		FT-FTA	Pct	---REBOUNDS---				PF	FO	A	TO	Blk	Stl	Pts	Avg
				FG-FGA	Pct	3FG-FGA	Pct			Off	Def	Tot	Avg								
45	WILLIAMSON, John...	11-11	367 33.4	53-123	.431	1-8	.125	32-56	.571	45	39	84	7.6	32	1	8	20	0	11	139	12.6
05	VAUGHN, Deonta.....	11-11	354 32.2	44-131	.336	20-72	.278	22-28	.786	10	28	38	3.5	30	0	24	26	0	18	130	11.8
33	WARREN, Jamual.....	11-10	312 28.4	47-117	.402	5-30	.167	8-16	.500	10	27	37	3.4	34	0	32	27	1	21	107	9.7
10	SIKES, Marcus.....	11-11	307 27.9	34-85	.400	22-46	.478	15-22	.682	17	29	46	4.2	37	2	17	17	5	10	105	9.5
30	McGOWAN, Cedric....	11-7	283 25.7	33-67	.493	5-15	.333	14-17	.824	19	30	49	4.5	26	0	11	16	3	7	85	7.7
01	GENTRY, Marvin.....	11-4	280 25.5	26-79	.329	13-38	.342	13-15	.867	15	18	33	3.0	33	2	21	14	2	9	78	7.1
11	BARWIN, Connor.....	9-0	105 11.7	6-12	.500	0-1	.000	4-5	.800	11	5	16	1.8	17	0	4	6	2	3	16	1.8
03	CROWELL, Timmy.....	11-1	116 10.5	5-12	.417	2-6	.333	2-4	.500	3	7	10	0.9	10	0	10	12	0	3	14	1.3
20	MILLER, Branden....	9-0	55 6.1	3-7	.429	3-5	.600	0-0	.000	3	3	6	0.7	4	0	2	1	4	9	1.0	
23	ALLEN, Ronald.....	5-0	21 4.2	1-7	.143	0-3	.000	0-0	.000	0	0	0	0.0	3	0	0	1	0	0	2	0.4
TEAM.....										15	21	36	3.3	0							
Total.....		11	2200	252-640	.394	71-224	.317	110-163	.675	148	207	355	32.3	226	5	127	144	14	86	685	62.3
Opponents.....		11	2200	269-567	.474	77-220	.350	194-256	.758	124	264	388	35.3	164	-	175	147	64	78	809	73.5

2006-07 SEASON SUPERLATIVES

CINCINNATI INDIVIDUAL GAME HIGHS

POINTS	33	VAUGHN, Deonta vs Wofford (11/21/06)
	32	GENTRY, Marvin vs West Va (1/20/07)
	27	WILLIAMSON, John vs Oakland (11/29/06)
	25	VAUGHN, Deonta vs North Carolina State (12/23/06)
	24	VAUGHN, Deonta vs Xavier (12/13/06)
FIELD GOALS	24	SIKES, Marcus vs Syracuse (1/17/07)
	12	VAUGHN, Deonta vs Wofford (11/21/06)
FIELD GOAL ATT	11	WILLIAMSON, John vs Oakland (11/29/06)
	24	VAUGHN, Deonta vs Wofford (11/21/06)
3 PT FG	22	VAUGHN, Deonta vs USF (1/14/07)
	9	VAUGHN, Deonta vs Wofford (11/21/06)
3 PT FG ATT	8	SIKES, Marcus vs Syracuse (1/17/07)
	5	GENTRY, Marvin vs West Va (1/20/07)
	17	VAUGHN, Deonta vs Wofford (11/21/06)
FREE THROWS	16	VAUGHN, Deonta vs USF (1/14/07)
	9	GENTRY, Marvin vs West Va (1/20/07)
	9	GENTRY, Marvin vs Ohio (12/30/06)
FREE THROW ATT	8	VAUGHN, Deonta vs Seton Hall (2/28/07)
	12	GENTRY, Marvin vs West Va (1/20/07)
	10	VAUGHN, Deonta vs Seton Hall (2/28/07)
REBOUNDS	10	WILLIAMSON, John vs Notre Dame (2/18/07)
	10	WILLIAMSON, John vs Villanova (2/14/07)
	16	WILLIAMSON, John vs Ohio State (12-16-06)
ASSISTS	13	WILLIAMSON, John vs West Va (1/20/07)
	13	WILLIAMSON, John vs Temple (12/09/06)
	9	VAUGHN, Deonta vs North Carolina State (12/23/06)
STEALS	7	VAUGHN, Deonta vs Miami (Ohio) (12/27/06)
	6	VAUGHN, Deonta vs North Carolina State (12/23/06)
BLOCKED SHOTS	5	WARREN, Jamual vs Syracuse (1/17/07)
	5	VAUGHN, Deonta vs Notre Dame (2/18/07)
	3	BARWIN, Connor vs. Seton Hall (2/28/07)
TURNOVERS	3	McGOWAN, Cedric vs Oakland (11/29/06)
	2	seven times
	8	VAUGHN, Deonta vs Central Michigan (11/25/06)
	6	WILLIAMSON, John vs Georgetown (2/21/07)
	6	McGOWAN, Cedric vs Central Michigan (11/25/06)

OPPONENT INDIVIDUAL GAME HIGHS

POINTS	27	MARSHALL, Eric vs Wofford (11/21/06)
	26	HIBBERT, Roy vs Georgetown (1/27/07)
	24	HARVEY, Eugene vs Seton Hall (2/28/07)
	24	CURRY, Sharaud vs Providence (2/6/07)
	24	HUNT, Jeremy vs Memphis (1/4/07)
FIELD GOALS	11	HIBBERT, Roy vs Georgetown (1/27/07)
	9	PEAVY, Nathan vs Miami (Ohio) (12/27/06)
FIELD GOAL ATT	9	McCauley, Ben vs North Carolina State (12/23/06)
	23	JEFFERSON, Mike vs High Point (11/12/06)
3 PT FG	20	HARVEY, Eugene vs Seton Hall (2/28/07)
	6	FIELDS, Levance vs. Pittsburgh (1/24/07)
3 PT FG ATT	6	HUNT, Jeremy vs Memphis (1/4-07)
	12	YOUNG, Frank vs West Va (1/20/07)
	11	RUOFF, Alex vs West Va (1/20/07)
FREE THROWS	11	WALTHER, Bubba vs Ohio (12/30/06)
	12	WILLIAMS, Leon vs Ohio (12/30/06)
	9	CHRISTMAS, Dionte vs Temple (12/09/06)
FREE THROW ATT	9	HUDSON, Darryl vs Howard (11/10/06)
	15	WILLIAMS, Leon vs Ohio (12/30/06)
	12	HUDSON, Darryl vs Howard (11/10/06)
REBOUNDS	15	GRANSBERRY, Kentrell vs USF (1/14/07)
	12	GARCIA, John vs Seton Hall (2/28/07)
	12	PADGETT, David vs Louisville (1/31/07)
ASSISTS	12	WILLIAMS, Leon vs Ohio (12/30/06)
	12	PEAVY, Nathan vs Miami (Ohio) (12/27/06)
	10	HOWARD, Chris vs. USF (1/14/07)
STEALS	8	GRANT, Gavin vs North Carolina State (12/23/06)
	8	WRIGHT, Josh vs Syracuse (1/17/07)
	5	WATSON, Giordan vs Central Michigan (11/25/06)
BLOCKED SHOTS	5	DORSEY, Joey vs Memphis (1/4/07)
	8	WATKINS, Darryl vs Syracuse (1/17/07)
	7	N'DIAYE, Hamady vs. Rutgers (2/10/07)
TURNOVERS	10	Grant, Gavin vs North Carolina State (12/23/06)
	8	MASON JR., Anthony vs. St. John's (2/4/07)
	8	JONES, Johnathon vs Oakland (11/29/06)

CINCINNATI TEAM GAME HIGHS

POINTS	96	vs West Virginia (1/20/07)	3 PT FG PERCENTAGE	.583	(14-24) vs Georgetown (1/27/07)	ASSISTS	22	vs Wofford (11/21/06)
	90	vs Wofford (11/21/06)		.583	(7-12) vs Central Michigan (11/25/06)		18	vs Providence (2/6/07)
	80	vs North Carolina State (12/23/06)		.531	(17-32) vs Wofford (11/21/06)		18	vs North Carolina State (12/23/06)
	80	vs Temple (12/09/06)						
FIELD GOALS MADE	29	vs West Virginia (1/20/07)	FREE THROWS MADE	29	vs West Virginia (1/20/07)	STEALS	13	vs North Carolina State (12/23/06)
	34	vs Wofford (11/21/06)		20	vs Temple (12/09/06)		13	vs Providence (2/6/07)
	31	vs North Carolina State (12/23/06)		19	vs Seton Hall (2/28/07)			
FIELD GOAL ATTEMPTS	19	vs Xavier (12/13/06)	FREE THROW ATTEMPTS	41	vs West Virginia (1/20/07)	BLOCKED SHOTS	6	vs Seton Hall (2/28/07)
	77	vs Syracuse (1/17/07)		28	Seton Hall (2/28/07)		6	vs Howard (11/10/06)
	73	vs Ohio State (12-16-06)		27	vs St. John's (2/4/07)		5	vs Oakland (11/29/06)
FIELD GOAL PERCENTAGE	.540	(34-63) vs Wofford (11/21/06)	FREE THROW PERCENTAGE	26	vs two opponents	TURNOVERS	29	vs Central Michigan (11/25/06)
	.500	(29-58) vs Providence (2/6/07)		.875	(7-8) vs Georgetown (1/27/07)		20	vs DePaul (2/24/07)
3 PT FIELD GOALS MADE	17	vs Wofford (11/21/06)	REBOUNDS	.800	(12-15) vs Ohio (12/30/06)	FOULS	18	vs Ohio (12/30/06)
	14	vs Georgetown (1/27/07)		51	vs Howard (11/10/06)		28	vs USF (1/14/07)
	13	vs Syracuse (1/17/07)		46	vs Seton Hall (2/28/07)		25	vs two opponents
3 PT FG ATTEMPTS	32	vs Wofford (11/21/06)		45	vs West Virginia (1/20/07)			
	32	vs Syracuse (1/17/07)		43	vs three opponents			
	30	vs St. John's (2/4/07)						
	30	vs USF (1/14/07)						

CINCINNATI OPPONENT GAME HIGHS

POINTS

91 vs Wofford (11/21/06)
88 vs Memphis (1/4/07)

FIELD GOALS MADE

32 vs Memphis (1/4/07)
29 vs North Carolina State (12/23/06)

FIELD GOAL ATTEMPTS

66 vs Seton Hall (2/28/07)
61 vs West Virginia (1/20/07)
59 vs High Point (11/12/06)

FIELD GOAL PERCENTAGE

.605 (23-38) vs Pittsburgh (1/24/07)
.593 (32-56) vs Memphis (1/4/07)
.569 (29-51) vs North Carolina State (12/23/06)

3 PT FIELD GOALS MADE

15 vs West Virginia (1/20/07)
13 vs Notre Dame (2/18/07)
12 vs Wofford (11/21/06)
12 vs Memphis (1/4/07)
12 vs Pittsburgh (1/24/07)
12 vs Providence (2/6/07)

3 PT FG ATTEMPTS

40 vs West Virginia (1/20/07)
28 vs Memphis (1/4/07)
27 vs Providence (2/6/07)

3 PT FG PERCENTAGE

.650 (13-20) vs Notre Dame (2/18/07)
.632 (12-19) vs Pittsburgh (1/24/07)
.500 (12-24) vs Wofford (11/21/06)
.500 (8-16) vs Rutgers (1/7/07)

FREE THROWS MADE

30 vs Ohio (12/30/06)
26 vs Rutgers (2/10/07)
26 vs St. John's (2/4/07)

FREE THROW ATTEMPTS

36 vs Ohio (12/30/06)
35 vs USF (1/14/07)

FREE THROW PERCENTAGE

.923 (12-13) vs Villanova (2/14/07)
.923 (12-13) vs Central Michigan (11/25/06)
.909 (10-11) vs UAB (12/02/06)

REBOUNDS

48 vs Ohio State (12-16-06)
44 vs Louisville (1/31/07)

ASSISTS

22 vs USF (1/14/07)
21 vs Syracuse (1/17/07)

STEALS

13 vs Central Michigan (11/25/06)
12 vs DePaul (2/24/07)
11 vs Villanova (2/14/07)

BLOCKED SHOTS

10 vs Memphis (1/4/07)
10 vs Syracuse (1/17/07)
9 vs Rutgers (2/10/07)

TURNOVERS

32 vs North Carolina State (12/23/06)
21 vs St. John's (2/4/07)
21 vs Syracuse (1/17/07)

FOULS

27 vs West Virginia (1/20/07)
24 vs Xavier (12/13/06)

CINCINNATI TEAM GAME LOWS

POINTS

42 vs Rutgers (1/7/07)
45 vs DePaul (2/24/07)
50 vs Ohio State (12-16-06)

FIELD GOALS MADE

13 vs Villanova (2/14/07)
17 vs DePaul (2/24/07)
19 vs five opponents

FIELD GOAL ATTEMPTS

38 vs Villanova (2/14/07)
40 vs Central Michigan (11/25/06)
47 vs Georgetown (1/27/07)
47 vs Rutgers (1/7/07)

FIELD GOAL PERCENTAGE

.260 (19-73) vs Ohio State (12-16-06)
.306 (5-24) vs Louisville (1/31/07)
.333 (22-66) vs USF (1/14/07)
.333 (17-51) vs DePaul (2/24/07)

3 PT FIELD GOALS MADE

1 vs Miami (Ohio) (12/27/06)
2 vs four opponents

3 PT FG ATTEMPTS

7 vs Miami (Ohio) (12/27/06)
12 vs Central Michigan (11/25/06)

3 PT FG PERCENTAGE

.083 (2-24) vs Ohio State (12-16-06)
.133 (2-15) vs Ohio (12/30/06)

FREE THROWS MADE

4 vs UAB (12/02/06)
4 vs Rutgers (1/7/07)
4 vs Providence (2/6/07)

FREE THROW ATTEMPTS

6 vs Rutgers (1/7/07)
8 vs three opponents

FREE THROW PERCENTAGE

.286 (4-14) vs Providence (2/6/07)
.500 (4-8) vs UAB (12/02/06)
.500 (8-16) vs USF (1/14/07)

REBOUNDS

22 vs Providence (2/6/07)
23 vs Georgetown (1/27/07)
23 vs Memphis (1/4/07)

ASSISTS

5 vs Ohio State (12-16-06)
6 vs Louisville (1/31/07)

STEALS

2 vs Wofford (11/21/06)
3 vs DePaul (2/24/07)
4 vs Georgetown (1/27/07)

BLOCKED SHOTS

0 vs seven opponents
1 vs seven opponents

TURNOVERS

6 vs West Virginia (1/20/07)
7 vs Howard (11/10/06)
8 vs three opponents

FOULS

12 vs UAB (12/02/06)
14 vs four opponents

CINCINNATI OPPONENT GAME LOWS

POINTS

39 vs Howard (11/10/06)
49 vs Tennessee-Martin (11/11/06)

FIELD GOALS MADE

12 vs Howard (11/10/06)
17 vs two opponents

FIELD GOAL ATTEMPTS

38 vs Pittsburgh (1/24/07)
41 vs Rutgers (2/10/07)
41 vs St. John's (2/4/07)

FIELD GOAL PERCENTAGE

.214 (12-56) vs Howard (11/10/06)
.315 (17-54) vs Tennessee-Martin (11/11/06)

3 PT FIELD GOALS MADE

2 vs Howard (11/10/06)
4 vs three opponents

3 PT FG ATTEMPTS

11 vs Rutgers (2/10/07)
12 vs Howard (11/10/06)
12 vs USF (1/14/07)

3 PT FG PERCENTAGE

.167 (2-12) vs Howard (11/10/06)
.211 (4-19) vs Central Michigan (11/25/06)
.211 (4-19) vs DePaul (2/24/07)

FREE THROWS MADE

2 vs High Point (11/12/06)
7 vs North Carolina State (12/23/06)
7 vs Providence (2/6/07)

FREE THROW ATTEMPTS

5 vs High Point (11/12/06)
9 vs Providence (2/6/07)

FREE THROW PERCENTAGE

.400 (2-5) vs High Point (11/12/06)
.467 (7-15) vs North Carolina State (12/23/06)

REBOUNDS

16 vs Central Michigan (11/25/06)
25 vs Rutgers (2/10/07)
25 vs UAB (12/02/06)

ASSISTS

5 vs Howard (11/10/06)
6 vs two opponents

STEALS

0 vs High Point (11/12/06)
1 vs West Virginia (1/20/07)
2 vs four opponents

BLOCKED SHOTS

0 vs Pittsburgh (1/24/07)
1 vs Notre Dame (2/18/07)
1 vs Wofford (11/21/06)
1 vs Oakland (11/29/06)

TURNOVERS

5 vs Georgetown (1/27/07)
7 vs DePaul (2/24/07)
8 vs Seton Hall (2/28/07)

FOULS

11 vs three opponents
13 vs Rutgers (2/10/07)
13 vs Georgetown (1/27/07)

Game 5 Cincinnati 60
Central Michigan 50

Nov. 25, 2006 Cincinnati, OH

Final: Deonta Vaughn's 19 points sparked Cincinnati to a 60-50 win over Central Michigan.

Defining Moment: UC built a nine-point lead in the final five and a half minutes of the first half.

Key Stat: The Bearcats committed 29 turnovers, two shy of the school record.

Performance Leaders: Vaughn 19 points, 7 rebounds, 5 assists; Cedric McGowan 12 points, 6 rebounds.

C. MICHIGAN	min	fg-a	3fg-a	ft-a	reb	ast	to	bk	st	pf	pts
Sefton Barrett	26	0-5	0-1	3-4	1	2	1	2	4	3	
Chris Kellermann	16	1-5	1-4	0-0	0	0	1	0	0	2	3
Marko Spica	15	1-2	0-0	0-0	2	0	6	1	0	3	2
Eddie Spencer	27	2-6	0-1	0-0	2	2	0	1	0	4	
Giordan Watson	38	8-18	2-6	5-5	3	4	2	0	5	2	23
Aaron Richie	2	0-0	0-0	0-0	0	0	0	0	0	0	0
Reynold Walters	3	1-1	0-0	0-0	0	0	0	0	0	0	2
Brandon Ford	0+	0-0	0-0	0-0	0	1	0	0	0	1	0
Jordan Bitze	20	1-6	1-6	2-2	3	0	0	0	1	3	5
Robbie Harman	3	0-0	0-0	0-0	0	0	0	0	0	0	0
Andre Smyth	20	0-3	0-1	0-0	2	0	1	0	2	4	0
Justin Blevins	30	3-3	0-0	2-2	4	0	1	0	1	2	8
Team					1	2					
Totals	200	17-49	4-19	12-13	16	7	18	2	13	21	50
		.347	.211	.923							

CINCINNATI	min	fg-a	3fg-a	ft-a	reb	ast	to	bk	st	pf	pts
Cedric McGowan	38	3-7	0-1	6-6	6	1	6	1	0	1	12
John Williamson	22	3-5	1-1	4-4	7	0	3	1	0	5	11
Marcus Sikes	28	1-3	0-0	3-5	4	1	3	0	1	3	5
Marvin Gentry	31	2-7	1-2	0-0	0	0	3	0	2	3	5
Deonta Vaughn	32	8-11	3-4	0-1	7	5	8	0	1	1	19
Timmy Crowell	12	1-1	1-1	0-0	0	3	1	0	0	0	3
Brandon Miller	4	1-1	1-1	0-0	0	0	0	0	0	0	3
Ronald Allen	12	0-1	0-1	2-3	3	0	0	0	0	0	2
Jamual Warren	21	0-4	0-1	0-0	3	4	5	0	2	1	0
Team					6						
Totals	200	19-40	7-12	15-19	36	14	29	2	7	14	60
		.475	.583	.789							

Halftime: Cincinnati 31, Central Michigan 22. **Dead Ball Rebounds:** Cincinnati 2, Central Michigan 4. **Technical:** None. **Officials:** Mike Kitts, Paul Faia, James Breeding. **Attendance:** 7,589.

Game 7 UAB 59
Cincinnati 57

Dec. 2, 2006 Cincinnati, OH

Final: UAB scored eight points in the final 31 seconds, all by Paul Delaney, to overcome a five-point deficit in a 59-57 win over Cincinnati.

Defining Moment: Delaney's three-point play, a layup and four shot, provided UAB its winning margin with seven seconds to play.

Key Stat: UC missed two free throws in the final 29 seconds.

Performance Leaders: Cedric McGowan 17 points, 9 rebounds; Deonta Vaughn 16 points.

UAB	min	fg-a	3fg-a	ft-a	reb	ast	to	bk	st	pf	pts
Frank Holmes	25	3-6	0-0	0-0	5	0	0	5	0	0	6
Lawrence Kinnard	32	5-13	2-7	0-0	2	2	1	0	1	5	12
Maurice Gibbs	8	0-1	0-0	0-0	3	0	1	0	0	0	0
Paul Delaney	40	7-11	2-4	6-7	6	3	2	0	2	3	22
Wen Mukubu	36	5-9	5-5	4-4	5	1	2	0	0	3	19
Andre White	10	0-1	0-1	0-0	1	1	2	0	0	2	0
Taurus Dortch	27	0-3	0-2	0-0	0	1	2	0	0	0	0
Jeremy Mayfield	21	0-3	0-1	0-0	3	0	0	0	0	2	0
Howard Crawford	1	0-0	0-0	0-0	0	0	0	0	0	0	0
Team					1						
Totals	200	20-47	9-20	10-11	25	8	11	5	3	15	59
		.426	.450	.909							

CINCINNATI	min	fg-a	3fg-a	ft-a	reb	ast	to	bk	st	pf	pts
Cedric McGowan	37	7-12	1-3	2-4	9	1	2	1	1	3	17
John Williamson	23	2-5	0-1	1-3	7	3	0	0	1	5	5
Marcus Sikes	25	0-8	0-3	0-0	3	0	2	0	0	2	0
Deonta Vaughn	40	6-15	4-9	0-0	2	2	2	0	0	1	16
Jamual Warren	36	4-9	1-4	0-0	3	4	2	0	2	1	9
Marvin Gentry	18	3-6	0-1	1-1	1	1	1	0	2	0	7
Timmy Crowell	2	0-1	0-1	0-0	0	0	0	0	0	0	0
Connor Barwin	8	0-0	0-0	0-0	1	0	0	0	0	0	0
Ronald Allen	11	1-1	1-1	0-0	1	0	1	0	0	0	3
Team					5	2					
Totals	200	23-57	7-23	4-8	32	11	12	1	6	12	57
		.404	.304	.500							

Halftime: UAB 29, Cincinnati 23. **Dead Ball Rebounds:** UAB 2, Cincinnati 7. **Technical:** None. **Officials:** William Bush, Bob Donato, Pat Driscoll. **Attendance:** 8,099.

Game 9 Cincinnati 67
Xavier 57

Dec. 13, 2006 Cincinnati, OH

Final: Deonta Vaughn scored 24 points to lead Cincinnati to a 67-57 win over crosstown rival Xavier.

Defining Moment: Cedric McGowan capped a late first half comeback, hitting a pair of treys in the final 1:20, his second with 10 seconds to play giving UC a halftime lead it would not relinquish.

Key Stat: UC, with 8 steals, forced 18 Xavier turnovers.

Performance Leaders: Vaughn 24 points; John Williamson 18 points, 8 rebounds.

XAVIER	min	fg-a	3fg-a	ft-a	reb	ast	to	bk	st	pf	pts
Josh Duncan	27	4-5	2-3	4-4	4	1	4	2	0	2	14
Justin Cage	34	5-8	1-4	3-4	5	0	2	1	0	5	14
Justin Doelman	18	2-5	0-2	0-1	6	0	2	1	1	5	4
Drew Lavender	30	2-8	1-6	0-1	4	2	2	0	0	2	5
Stanley Burrell	31	0-10	0-4	0-0	1	6	1	0	1	1	0
Adrian Graves	6	0-1	0-1	0-0	1	0	2	0	0	2	0
Derrick Brown	21	3-5	0-1	2-2	2	0	0	2	0	4	8
B.J. Raymond	11	2-4	0-2	0-4	0	0	0	0	0	1	6
Johnny Wolf	10	0-0	0-0	0-0	3	2	0	0	0	0	0
Brandon Cole	12	3-4	0-0	0-0	3	4	0	0	0	2	6
Team					2						
Totals	200	21-50	6-25	9-14	35	11	18	6	2	24	57
		.420	.240	.643							

CINCINNATI	min	fg-a	3fg-a	ft-a	reb	ast	to	bk	st	pf	pts
Cedric McGowan	31	2-9	2-5	2-2	7	1	3	0	1	3	8
John Williamson	37	6-15	2-5	4-6	8	1	0	0	0	4	18
Marcus Sikes	27	1-3	0-2	1-1	6	4	2	1	1	4	3
Deonta Vaughn	35	9-20	2-10	4-4	5	1	0	0	0	2	24
Jamual Warren	37	3-10	0-2	6-9	5	1	0	4	1	1	12
Marvin Gentry	18	0-3	0-1	2-4	3	0	0	2	1	0	2
Timmy Crowell	3	0-0	0-0	0-0	0	0	0	0	0	0	0
Connor Barwin	6	0-0	0-0	0-0	0	0	0	0	0	0	0
Ronald Allen	6	0-0	0-0	0-0	0	1	1	0	0	0	0
Team					4						
Totals	200	21-50	6-25	19-26	38	13	8	3	8	18	67
		.420	.240	.731							

Halftime: Cincinnati 32, Xavier 29. **Dead Ball Rebounds:** Cincinnati 6, Xavier 1. **Technical:** None. **Officials:** Jim Burr, Tom Lopes, Ed Corbett. **Attendance:** 13,176.

Game 6 Cincinnati 68
Oakland 61

Nov. 29, 2006 Cincinnati, OH

Final: Cincinnati overcame a six point deficit in the second half to down Oakland, 68-61.

Defining Moment: UC regained the lead with a 6-0 scoring run midway through the second half and went 8-of-9 at the foul line in the final 2:22.

Key Stat: UC shot .500 from the field in the second half.

Performance Leaders: John Williamson, 27 points, 9 rebounds; Deonta Vaughn 17 points, 6 assists, 3 steals.

OAKLAND	min	fg-a	3fg-a	ft-a	reb	ast	to	bk	st	pf	pts
Vova Severovas	31	2-5	0-0	1-2	4	0	2	0	1	3	5
Shawn Hopes	32	7-16	0-0	3-4	8	2	2	0	1	3	17
Johnathan Jones	39	5-12	2-3	2-3	1	2	8	0	0	3	14
Rick Billings	26	4-10	0-0	0-0	4	2	3	0	1	2	8
Erik Kangas	17	1-6	1-5	0-0	2	1	0	0	0	0	3
Dereick Nelson	16	2-3	0-0	0-0	6	0	0	0	0	0	4
Keith MacKenzie	1	0-0	0-0	0-0	0	0	0	0	0	0	0
Brandon Cassise	23	2-6	2-5	2-2	4	1	2	0	0	4	8
Patrick McCloskey	15	0-0	0-0	2-2	6	0	1	0	0	4	2
Team					5						
Totals	200	23-58	5-13	10-14	40	8	18	1	3	19	61
		.397	.385	.769							

CINCINNATI	min	fg-a	3fg-a	ft-a	reb	ast	to	bk	st	pf	pts
Cedric McGowan	34	3-6	0-1	3-3	5	0	2	3	0	2	9
John Williamson	37	11-15	1-2	4-7	9	3	1	0	0	3	27
Marcus Sikes	29	0-5	0-1	1-2	3	0	1	0	2	2	1
Deonta Vaughn	35	5-15	1-5	6-6	7	6	2	0	3	2	17
Jamual Warren</											

Game 11 Cincinnati 80
North Carolina St. 71

Dec. 23, 2006 Cincinnati, OH

Final: Deonta Vaughn scored 25 points and passed out nine assists to lead Cincinnati to an 80-71 win over North Carolina State.

Defining Moment: UC took control of a close game with a 7-0 spurt midway through the second half.

Key Stats: With the aid of 13 steals, UC forced 32 turnovers and scored 32 points off those miscues.

Performance Leaders: Vaughn 25 points, 9 assists (career high), 6 steals (career high); Cedric McGowan 15 points.

N.C. STATE	min	fg-a	3fg-a	ft-a	reb	ast	to	bk	st	pf	pts
Dennis Homer	31	3-5	2-3	2-2	7	2	2	0	0	3	10
Brandon Costner	27	6-9	1-2	1-4	7	0	7	1	0	5	14
Ben McCauley	38	9-11	0-0	4-8	7	4	6	0	2	3	22
Courtney Fells	39	6-14	1-4	0-1	8	1	4	2	3	4	13
Gavin Grant	38	3-8	0-1	0-0	7	8	10	0	0	1	6
Trevor Ferguson	27	2-4	2-3	0-0	0	3	0	0	2	6	6
Team					2						
Totals	200	29-51	6-13	7-15	38	18	32	3	5	18	71

CINCINNATI	min	fg-a	3fg-a	ft-a	reb	ast	to	bk	st	pf	pts
Cedric McGowan	29	6-10	0-2	3-3	3	3	2	1	1	1	15
John Williamson	33	6-16	0-2	1-2	4	0	2	0	3	2	13
Marcus Sikes	32	4-8	0-2	2-2	6	2	0	0	0	3	10
Deonta Vaughn	35	10-19	4-10	1-2	1	9	2	0	6	1	25
Jamual Warren	33	3-8	1-2	2-2	5	3	4	0	1	2	9
Marvin Gentry	16	0-3	0-1	1-2	2	1	2	0	2	0	1
Timmy Crowell	8	0-0	0-0	3-4	1	0	0	0	1	3	3
Connor Barwin	4	0-0	0-0	0-0	1	0	0	0	0	2	0
Branden Miller	1	1-2	0-0	0-0	1	0	0	0	0	0	2
Ronald Allen	8	1-3	0-2	0-0	2	0	0	0	0	3	2
Walter Lewis	1	0-0	0-0	0-0	0	0	0	0	0	0	0
Team					1						
Totals	200	31-69	5-21	13-17	27	18	12	1	13	17	80

		.569	.462	.467							
		.449	.238	.765							

Halftime: North Carolina St. 33, Cincinnati 30. **Dead Ball Rebounds:** Cincinnati 2, North Carolina St. 5. **Technical:** None. **Officials:** Bernard Clinton, Bob Donato, Sean Hull. **Attendance:** 9,549.

Game 13 Ohio 79
Cincinnati 66

Dec. 30, 2006 Cleveland, OH

Final: Cincinnati native Bubba Walther scored 18 points to key Ohio to a 79-66 win over Cincinnati.

Defining Moment: Walther scored eight points to key an early run that put OU into the lead for good.

Key Stat: Ohio was 30-of-36 at the foul line.

Performance Leaders: John Williamson 15 points, 9 rebounds; Jamual Warren 15 points.

CINCINNATI	min	fg-a	3fg-a	ft-a	reb	ast	to	bk	st	pf	pts
Cedric McGowan	31	6-9	1-1	0-2	4	0	4	1	0	3	13
John Williamson	36	7-8	0-0	1-2	9	2	1	0	0	2	15
Marcus Sikes	28	2-5	0-1	2-2	4	0	1	0	0	5	6
Deonta Vaughn	29	2-8	0-4	0-0	1	2	2	0	0	2	4
Jamual Warren	29	7-17	1-6	0-0	2	3	4	0	3	4	15
Marvin Gentry	14	2-7	0-3	9-9	3	0	2	0	0	2	13
Timmy Crowell	11	0-0	0-0	0-0	0	1	2	0	1	1	0
Connor Barwin	9	0-0	0-0	0-0	1	0	0	1	1	2	0
Branden Miller	9	0-0	0-0	0-0	2	0	1	1	2	3	0
Ronald Allen	4	0-1	0-0	0-0	0	0	1	0	0	0	0
Team					4						
Totals	200	26-55	2-15	12-15	30	18	4	7	24	66	

OHIO	min	fg-a	3fg-a	ft-a	reb	ast	to	bk	st	pf	pts
Sonny Troutman	28	2-8	0-3	5-6	1	5	4	0	1	2	9
Jerome Tillman	35	4-5	0-0	5-6	6	0	2	0	2	3	13
Leon Williams	34	4-9	0-0	12-15	12	2	1	2	2	2	20
Bubba Walther	33	5-13	4-11	4-4	0	1	3	1	3	1	18
Whitney Davis	37	6-12	1-3	2-3	3	2	3	0	2	0	15
Antonio Chatman	17	1-2	0-0	2-2	0	1	1	0	0	1	4
Ken Van Kempen	9	0-1	0-1	0-0	0	0	0	0	0	1	0
Stephen King	6	0-2	0-2	0-0	0	0	0	0	0	1	0
Team					9						
Totals	200	22-52	5-20	30-36	31	12	3	10	11	79	

		.473	.133	.800							
		.423	.250	.833							

Halftime: Ohio 37, Cincinnati 26. **Dead Ball Rebounds:** Ohio 2, Cincinnati 5. **Technical:** None. **Officials:** Terry Weimer, J.D. Collins, Bo Borowski. **Attendance:** 3,437.

Game 15 Rutgers 54
Cincinnati 42

Jan. 7, 2007 Cincinnati, OH

Final: Marcus Sikes scored 17 points but it wasn't enough as Rutgers defeated Cincinnati, 54-42.

Defining Moment: The Scarlet Knights broke open a one-point game with a 16-2 scoring run in the second half.

Key Stat: UC shot .190 from 3-point range.

Performance Leaders: Marcus Sikes 17 points, Jamual Warren 7 points, 6 assists (career high).

RUTGERS	min	fg-a	3fg-a	ft-a	reb	ast	to	bk	st	pf	pts
Adrian Hill	28	4-5	0-0	5-6	6	0	3	0	0	1	13
JR Inman	32	3-11	2-4	0-0	9	1	1	0	2	2	8
Jaron Griffin	35	5-11	2-5	1-2	4	1	0	0	0	2	13
Marquis Webb	35	4-8	4-4	1-4	2	0	1	0	0	2	13
Anthony Farmer	37	2-6	0-1	1-3	3	3	1	1	1	5	5
Courtney Nelson	13	0-3	0-2	0-0	1	2	0	0	0	0	0
Hamady N'Diaye	12	0-1	0-0	0-0	4	1	0	1	0	2	0
Ollie Bailey	8	1-2	0-0	0-0	2	0	0	0	1	1	2
Team					1	1					
Totals	200	19-47	8-16	8-15	32	8	12	3	4	11	54

CINCINNATI	min	fg-a	3fg-a	ft-a	reb	ast	to	bk	st	pf	pts
Cedric McGowan	22	2-4	0-1	1-2	2	1	1	0	0	4	5
John Williamson	33	2-7	0-1	2-2	6	0	2	1	0	4	6
Marcus Sikes	30	7-9	3-5	0-0	6	1	3	1	0	3	17
Deonta Vaughn	37	1-10	0-7	0-0	3	1	3	0	1	4	2
Jamual Warren	33	3-9	0-2	1-2	5	6	4	1	0	1	7
Marvin Gentry	20	1-5	1-3	0-0	1	2	1	0	3	1	3
Timmy Crowell	9	0-2	0-1	0-0	1	1	0	0	1	2	0
Connor Barwin	12	1-2	0-0	0-0	3	0	0	1	0	1	2
Branden Miller	1	0-1	0-1	0-0	0	0	0	0	0	0	0
Ronald Allen	3	0-0	0-0	0-0	0	0	0	0	0	0	0
Team					2						
Totals	200	17-49	4-21	4-6	29	12	14	4	5	20	42

		.347	.190	.667							
--	--	------	------	------	--	--	--	--	--	--	--

Halftime: Rutgers 21, Cincinnati 20. **Dead Ball Rebounds:** Rutgers 6, Cincinnati 2. **Technical:** None. **Officials:** Mike Kitts, Paul Janssen, Earl Watson. **Attendance:** 8,212.

Game 12 Cincinnati 60
Miami (Ohio) 52

Dec. 27, 2006 Cincinnati, OH

Final: Jamual Warren hit a pair of baskets in the final 2:14 to lift Cincinnati to a 60-52 win over Miami.

Defining Moment: Miami erased a 13-point lead and took a 52-50 lead with 4:02 remaining. Marcus Sikes tied the game a minute later. Warren scored on a short jumper, then stole the ball and scored on a dunk to put the Bearcats ahead for good.

Key Stat: UC outrebounded Miami, 36-27.

Performance Leaders: Sikes 15 points, 10 rebounds; Warren 15 points, 3 assists.

MIAMI	min	fg-a	3fg-a	ft-a	reb	ast	to	bk	st	pf	pts
Nathan Peavey	37	9-15	0-2	4-7	12	0	3	3	0	4	22
Tim Pollitz	37	1-7	0-1	1-2	5	2	2	0	1	1	3
Tyler Dierkes	35	2-3	0-0	1-2	3	2	1	2	1	3	5
Doug Penno	22	0-6	0-6	2-2	0	1	0	0	1	3	2
Alex Moosmann	33	2-5	2-3	2-2	1	2	1	0	0	4	8
Eric Pollitz	7	1-2	1-2	0-0	1	1	2	0	0	3	3
Michael Bramos	24	3-6	1-2	2-2	3	2	5	1	1	1	9
Monty St. Clair	5	0-2	0-2	0-0	0	1	0	0	0	1	0
Team					2						
Totals	200	18-46	4-18	12-17	20	15	6	4	17	52	

CINCINNATI	min	fg-a	3fg-a	ft-a	reb	ast	to	bk	st	pf	pts
Cedric McGowan	35	3-8	0-0	0-0	6	1	1	2	1	3	6
John Williamson	25	3-5	0-0	0-0	5	0	2	0	0	5	6
Marcus Sikes	34	5-11	1-2	4-6	10	1	3	0	0	1	15
Deonta Vaughn	27	2-9	0-2	2-3	3	7	3	0	3	3	6
Jamual Warren	32	6-9	0-1	3-4	5	3	1	0	1	2	15
Marvin Gentry	27	4-7	0-1	0-1	0	1	0	0	2	2	3
Timmy Crowell	8	1-2	0-1	0-0	0	1	0	0	0	1	2
Connor Barwin	3	1-1	0-0	0-1	1	0	1	0	0	0	2
Branden Miller	5	0-0	0-0	0-0	1	0	0	0	0	0	0
Ronald Allen	4	0-0	0-0	0-0	1	0	1	0	0	0	0
Team											

Game 17 Syracuse 77
Cincinnati 76

Jan. 17, 2007 Syracuse, NY

Final: Marcus Sikes scored a career-high 24 points but Cincinnati's comeback fell short in a 77-76 loss to Syracuse.

Defining Moment: UC overcame a 19-point deficit to take a 76-73 lead with 46 seconds to play. Syracuse sank four free throws, the final two by Eric Devendorf to regain the lead with 13 seconds remaining.

Key Stat: Syracuse shot .510 from the field.

Performance Leaders: Sikes 24 points, 8-of-12 3-point FGs; Deonta Vaughn 13 points, 5 assists.

CINCINNATI	min	fg-a	3fg-a	ft-a	reb	ast	to	bk	st	pf	pts
Cedric McGowan	32	4-11	0-1	2-2	7	1	2	1	1	3	10
John Williamson	28	4-11	0-0	3-4	7	1	1	0	0	4	11
Marcus Sikes	34	8-17	8-12	0-0	2	2	0	0	1	3	24
Deonta Vaughn	38	5-17	2-10	1-2	8	5	3	0	1	1	13
Jamual Warren	29	2-10	1-5	0-1	4	3	1	0	5	4	5
Marvin Gentry	28	4-8	2-4	1-2	7	1	1	0	4	4	11
Timmy Crowell	5	0-0	0-0	0-0	0	1	0	0	0	0	0
Ronald Allen	6	1-3	0-0	0-0	0	0	0	0	0	0	2
Team					3						
Totals	200	28-77	13-32	7-11	38	14	8	1	12	19	76
		.364	.406	.636							

SYRACUSE	min	fg-a	3fg-a	ft-a	reb	ast	to	bk	st	pf	pts
Terrence Roberts	34	7-9	0-0	3-5	10	1	3	1	2	2	17
Demetris Nichols	36	7-12	4-9	4-4	5	1	3	0	1	1	22
Darryl Watkins	29	0-3	0-0	0-0	10	1	3	8	1	3	0
Andy Rautins	18	2-5	1-4	0-0	2	1	2	0	2	0	5
Josh Wright	31	3-6	1-3	1-2	3	7	5	0	0	1	8
Paul Harris	4	0-1	0-0	2-2	2	0	0	0	0	1	2
Eric Devendorf	36	4-10	2-4	7-8	3	8	3	0	1	4	17
Matt Gorman	12	2-3	2-3	0-0	2	2	2	1	1	2	6
Team					2						
Totals	200	25-49	10-23	17-21	39	21	21	10	8	14	77
		.510	.435	.810							

Halftime: Syracuse 48, Cincinnati 34. **Dead Ball Rebounds:** Syracuse 2, Cincinnati 2. **Technical:** None. **Officials:** Ed Corbett, Will Bush, Paul Faia. **Attendance:** 22,248.

Game 19 9 Pittsburgh 67
Cincinnati 51

Jan. 24, 2007 Cincinnati, OH

Final: No. 9 Pittsburgh shot a Fifth Third record .605 from the field in defeating Cincinnati, 67-51.

Defining Moment: Pitt took command with a 10-0 run five minutes into the contest.

Key Stat: The Panthers shot .632 from 3-point range, making 12 of 19 attempts.

Performance Leaders: John Williamson 15 points, 6 rebounds; Deonta Vaughn 13 points, 5 assists.

PITTSBURGH	min	fg-a	3fg-a	ft-a	reb	ast	to	bk	st	pf	pts
Levon Kendall	23	0-1	0-1	0-0	4	1	2	0	0	2	0
Mike Cook	21	4-5	1-1	0-1	4	1	1	0	0	0	9
Aaron Gray	30	3-6	0-0	3-4	10	2	3	0	0	2	9
Levance Fields	33	6-7	6-7	0-0	1	2	1	0	1	2	18
Antonio Graves	27	2-4	1-3	3-5	1	3	0	0	2	1	8
Keith Benjamin	14	1-4	0-2	0-0	0	1	0	0	0	0	2
Ronald Ramon	22	3-5	3-4	1-1	0	2	2	0	0	2	10
Tyrell Biggs	8	0-1	0-0	1-2	2	0	1	0	0	0	1
Doyle Hudson	1	0-0	0-0	0-0	0	0	0	0	0	0	0
Sam Young	19	4-5	1-1	1-2	2	1	2	0	1	2	10
Geoff Rizk	1	0-0	0-0	0-0	0	0	0	0	0	0	0
Maurice Polen	1	0-0	0-0	0-0	0	1	0	0	0	0	0
Team					3		2				
Totals	200	23-38	12-19	9-15	27	13	15	0	4	11	67
		.605	.632	.600							

CINCINNATI	min	fg-a	3fg-a	ft-a	reb	ast	to	bk	st	pf	pts
Cedric McGowan	35	3-8	0-1	0-0	4	1	2	0	0	2	6
John Williamson	37	6-15	0-1	3-6	6	0	1	0	1	0	15
Marcus Sikes	31	3-6	2-4	2-3	1	0	1	1	1	2	10
Deonta Vaughn	34	5-13	2-8	1-2	1	5	3	0	2	3	13
Jamual Warren	38	1-6	0-3	2-2	4	1	1	0	3	1	4
Marvin Gentry	17	1-4	0-1	1-2	3	0	3	0	1	4	3
Timmy Crowell	2	0-0	0-0	0-0	0	0	0	0	0	0	0
Connor Barwin	5	0-0	0-0	0-0	0	0	0	0	0	1	0
Branden Miller	1	0-0	0-0	0-0	0	0	0	0	0	0	0
Team					5						
Totals	200	19-52	4-18	9-15	24	7	10	1	8	13	51
		.365	.222	.600							

Halftime: Pittsburgh 38, Cincinnati 26. **Dead Ball Rebounds:** Pittsburgh 4, Cincinnati 5. **Technical:** None. **Officials:** Reggie Greenwood, Brian O'Donnell, Joe Lindsay. **Attendance:** 9,196.

Game 21 Louisville 69
Cincinnati 53

Jan. 31, 2007 Cincinnati, OH

Final: Louisville held Cincinnati to .306 field goal percentage in defeating UC, 69-53.

Defining Moment: UofL scored the last 12 points of the first half to open a 33-19 lead.

Key Stat: Cincinnati shot .306 from the field.

Performance Leaders: Marvin Gentry 22 points, Deonta Vaughn 18 points, 8 rebounds.

LOUISVILLE	min	fg-a	3fg-a	ft-a	reb	ast	to	bk	st	pf	pts
Terrence Williams	34	3-10	2-6	5-6	10	4	3	1	1	4	13
Juan Palacios	28	4-8	1-2	4-4	9	0	1	1	1	0	13
David Padgett	35	8-10	0-0	2-2	12	3	1	2	0	3	18
Edgar Sosa	23	3-10	0-5	1-1	2	1	1	0	0	4	7
Brandon Jenkins	27	2-6	2-4	2-3	1	1	0	0	1	1	8
Earl Clark	11	0-0	0-0	0-0	1	0	1	0	1	0	0
Brad Gianiny	1	0-0	0-0	0-0	0	0	0	0	0	0	0
Perrin Johnson	1	0-0	0-0	0-0	0	0	0	0	0	0	0
Will Scott	3	1-1	0-0	0-0	0	0	0	0	0	0	2
Chris Current	1	0-0	0-0	0-0	0	0	0	0	0	0	0
Andre McGee	15	0-2	0-2	2-2	2	2	4	0	0	0	2
Jerry Smith	18	2-4	2-3	0-0	6	0	3	0	1	2	6
Terrance Farley	3	0-0	0-0	0-0	0	0	2	2	0	2	0
Team					1						
Totals	200	23-51	7-22	16-18	44	11	16	7	4	17	69
		.451	.318	.889							

CINCINNATI	min	fg-a	3fg-a	ft-a	reb	ast	to	bk	st	pf	pts
Cedric McGowan	24	1-6	0-0	2-2	5	1	0	0	1	3	4
John Williamson	18	0-5	0-0	0-0	3	1	2	0	0	1	0
Marcus Sikes	34	3-11	0-3	3-5	6	0	1	1	2	2	9
Deonta Vaughn	34	6-16	2-8	4-6	8	1	0	0	1	5	18
Jamual Warren	18	0-0	0-2	1-2	5	0	0	0	4	0	0
Marvin Gentry	37	9-17	3-8	1-2	1	2	1	0	1	4	22
Timmy Crowell	21	0-3	0-3	0-0	2	1	0	0	0	0	0
Connor Barwin	8	0-0	0-0	0-0	0	0	0	0	0	2	0
Branden Miller	4	0-1	0-1	0-0	0	0	0	0	0	0	0
Ronald Allen	2	0-1	0-1	0-0	1	0	0	0	0	0	0
Team					5						
Totals	200	19-62	5-24	10-17	32	6	8	1	5	21	53
		.306	.208	.588							

Halftime: Louisville 33, Cincinnati 19. **Dead Ball Rebounds:** Louisville 1, Cincinnati 3. **Technical:** None. **Officials:** Pat Driscoll, Bryan Kersey, Michael Stephens. **Attendance:** 10,881.

Game 18 Cincinnati 96
West Virginia (ot) 83

Jan. 20, 2007 Cincinnati, OH

Final: Marvin Gentry's career-high 32 points helped Cincinnati overcome a 17-point deficit and defeat West Virginia, 96-83, in overtime.

Defining Moments: A 10-0 run in the second half gave UC a 60-58 lead with 8:53 to play. WVU took a lead, 75-73, with 36 seconds to play. Jamual Warren's layup tied the game at 0:16. UC took a 6-0 lead in overtime.

Key Stat: UC committed a season-low six turnovers

Performance Leaders: Gentry 32 points; John Williamson 17 points, 13 rebounds.

WEST VIRGINIA	min	fg-a	3fg-a	ft-a	reb	ast	to	bk	st	pf	pts
Joe Alexander	21	3-6	3-5	0-0	2	1	1	2	0	5	9
Frank Young	40	5-17	3-12	0-0	6	4	2	0	1	5	13
Rob Summers	24	3-4	0-0	3-4	2	0	2	0	0	4	9
Darris Nichols	40	1-6	0-2	2-2	3	6	1	0	0	3	4
Alex Ruoff	41	5-13	4-11	7-7	4	6	2	0	0	3	21
Da'Sean Butler	32	4-7	2-4	4-6	8	0	1	0	0	3	14
Joe Mazzulla	9	1-2	1-2	0-0	1	0	2	0	0	2	3
Devan Bawinkel	2	0-0	0-0	0-0	0	0	0	0	0	1	0
Ted Talkington	0+	0-0	0-0	0-0	0	0	0	0	0	0	0
Wellington Smith	2	1-2	0-1	0-0	0	0	0	1	0	0	2
Jamie Smalligan	14	3-4	2-3	0-0	4	0	1	0	0	1	8
Team					2						
Totals	225	26-61	15-40	16-19	32	17	12	3	1	27	83
		.426	.375	.842							

CINCINNATI	min	fg-a	3fg-a	ft-a	
------------	-----	------	-------	------	--

Game 23 Providence 71
Cincinnati 70

Feb. 6, 2007 Providence, RI

Final: Sharaud Curry's three-point play with 14 seconds remaining lifted Providence to a 71-70 win over Cincinnati.

Defining Moment: UC held a 70-62 lead with 1:41 to play but Currey drained a pair of 3-pointers to set up his winning points.

Key Stat: UC went 4-of-14 at the foul line.

Performance Leaders: John Williamson 15 points; Deonta Vaughn 14 points, 3 assists.

CINCINNATI	min	fg-a	3fg-a	ft-a	reb	ast	to	bk	st	pf	pts
John Williamson	36	7-11	0-0	1-5	6	0	1	0	3	1	15
Marcus Sikes	24	4-7	2-4	1-3	2	2	4	0	0	3	11
Marvin Gentry	29	3-7	2-3	0-1	2	3	1	0	2	2	8
Deonta Vaughn	33	5-17	4-10	0-1	4	3	1	0	3	4	14
Jamual Warren	38	5-9	0-3	1-1	1	6	1	0	4	2	11
Timmy Crowell	8	0-0	0-0	1-2	0	1	1	0	1	0	1
Connor Barwin	19	2-3	0-0	0-1	2	3	0	0	0	1	4
Brandon Miller	0	0-0	0-0	0-0	0	0	0	0	0	0	0
Cedric McGowan	13	3-4	0-0	0-0	2	0	0	0	0	2	6
Team					3						
Totals	200	29-58	8-20	4-14	22	18	9	0	13	15	70
		.500	.400	.286							

PROVIDENCE	min	fg-a	3fg-a	ft-a	reb	ast	to	bk	st	pf	pts
Geoff McDermott	29	4-6	2-3	0-2	8	3	4	1	0	4	10
Jonathan Kale	13	0-0	0-0	2-2	1	0	1	0	0	0	2
Herbert Hill	35	7-8	0-0	2-2	11	0	1	1	1	4	16
Sharaud Curry	32	8-13	5-8	3-3	2	5	0	0	2	24	
Weyinmi Efejuke	39	5-12	3-8	0-0	5	2	4	1	0	1	13
Dwain Williams	27	1-4	1-4	0-0	0	4	1	0	1	0	3
Brian McKenzie	12	1-4	1-4	0-0	1	1	1	0	0	1	3
Ray Hall	13	0-0	0-0	0-0	1	1	0	0	0	3	0
Team					3		1				
Totals	200	26-47	12-27	7-9	32	13	19	3	2	15	71
		.553	.444	.778							

Halftime: Providence 38, Cincinnati 38. **Dead Ball Rebounds:** Providence 3, Cincinnati 5. **Technical:** John Williamson (Cincinnati). **Officials:** Curtis Shaw, Paul Janssen, Brian O'Connell. **Attendance:** 8,557.

Game 25 Villanova 64
Cincinnati 48

Feb. 14, 2007 Piscataway, NJ

Final: Villanova took advantage of cold Cincinnati shooting to defeat the Bearcats, 64-48.

Defining Moment: UC went scoreless for an 11:35 period in the first half, during which Villanova built a 25-6 lead.

Key Stat: UC shot .342 from the field.

Performance Leaders: John Williamson 15 points.

CINCINNATI	min	fg-a	3fg-a	ft-a	reb	ast	to	bk	st	pf	pts
John Williamson	34	4-10	1-2	6-10	5	0	2	0	1	3	15
Marcus Sikes	27	2-7	2-4	0-0	2	0	2	0	1	1	6
Marvin Gentry	28	0-4	0-3	3-3	1	1	1	1	1	1	3
Deonta Vaughn	29	1-4	0-1	2-2	2	2	3	0	2	2	4
Jamual Warren	27	2-4	0-0	3-3	2	5	0	0	3	7	
Timmy Crowell	13	1-3	0-1	0-0	1	1	1	0	0	1	2
Connor Barwin	14	0-0	2-2	2-2	1	1	1	1	1	3	4
Brandon Miller	10	1-3	1-3	0-0	0	0	0	0	0	0	3
Ronald Allen	3	0-0	0-0	0-0	0	0	0	0	0	0	0
Cedric McGowan	15	1-2	0-0	2-2	3	1	1	0	0	0	4
Team					8						
Totals	200	13-38	4-14	18-22	8	16	2	6	14	48	
		.342	.286	.818							

VILLANOVA	min	fg-a	3fg-a	ft-a	reb	ast	to	bk	st	pf	pts
Shane Clark	23	2-8	1-5	0-0	5	1	1	0	2	3	5
Curtis Sumpter	19	3-7	2-3	0-0	4	2	1	1	1	4	8
Will Sheridan	25	4-6	0-0	0-0	3	0	2	1	0	1	8
Scottie Reynolds	29	2-9	1-5	4-4	2	3	1	0	3	2	9
Mike Nardi	29	5-9	4-5	2-2	3	3	1	0	1	16	
Bilal Benn	22	2-2	0-0	1-2	4	1	0	1	1	5	
Ross Condon	2	0-0	0-0	0-0	0	0	0	0	0	0	0
Reggie Redding	20	1-5	0-1	0-0	1	4	3	0	3	4	2
Dwayne Anderson	5	0-1	0-1	0-0	0	0	0	0	0	1	0
Casium Drummond	4	0-1	0-0	0-0	0	1	2	0	0	0	0
Dante Cunningham	3	0-0	0-0	5-5	9	0	1	0	0	11	
Frank Tchuisi	2	0-0	0-0	0-0	0	0	0	0	0	0	0
Team					4						
Totals	200	22-55	8-20	12-13	35	15	3	11	17	64	
		.400	.400	.923							

Halftime: Villanova 34, Cincinnati 17. **Dead Ball Rebounds:** Villanova 1, Cincinnati 2. **Technical:** Cincinnati bench. **Officials:** Ed Corbett, Michale Stephens, Les Jones. **Attendance:** 6,500.

Game 27 12 Georgetown 75
Cincinnati 65

Feb. 21, 2007 Cincinnati, OH

Final: Jeff Green's 21 points helped Georgetown fend off Cincinnati's upset attempt for a 75-65 victory.

Defining Moment: UC, which led by as many as 10 points in the first half before surrendering the lead, cut the deficit to three points with 12:18 to play, but the Hoyas regained control with an 8-0 run.

Key Stat: Georgetown shot .542 from the field.

Performance Leaders: Deonta Vaughn 19 points, 5 assists, 4 steals; John Williamson 15 points.

GEORGETOWN	min	fg-a	3fg-a	ft-a	reb	ast	to	bk	st	pf	pts
Dajuan Summers	35	2-7	0-4	2-2	4	0	2	0	2	1	6
Jeff Green	29	6-10	2-3	7-8	3	2	1	1	0	3	21
Roy Hibbert	32	3-4	0-0	1-2	9	2	1	0	4	7	
Jonathan Wallace	36	6-10	3-6	2-2	1	2	6	0	1	2	17
Jessie Sapp	37	6-13	1-4	1-5	6	4	2	0	1	2	14
Vernon Macklin	4	1-1	0-0	0-0	0	0	0	0	0	1	2
Jeremiah Rivers	7	2-2	0-0	0-0	0	1	0	0	0	3	6
Cedric McGowan	2	0-0	0-0	0-0	0	0	0	0	0	0	0
Tyler Crawford	2	0-0	0-0	0-0	0	0	0	0	0	0	0
Patrick Ewing	18	0-1	0-1	2-2	1	2	2	3	1	3	2
Team					3		2				
Totals	200	26-48	8-20	15-21	27	13	16	5	5	19	75
		.542	.400	.714							

CINCINNATI	min	fg-a	3fg-a	ft-a	reb	ast	to	bk	st	pf	pts
John Williamson	38	7-11	0-0	1-3	6	1	6	0	2	15	
Marcus Sikes	20	3-10	1-3	2-4	7	1	4	0	1	5	9
Marvin Gentry	26	2-6	2-4	0-0	0	1	1	0	0	2	6
Timmy Crowell	22	2-3	1-1	0-0	5	2	1	0	2	1	5
Deonta Vaughn	34	5-21	3-13	6-8	4	5	1	0	4	4	19
Connor Barwin	21	1-2	0-0	1-1	1	0	1	0	1	2	3
Brandon Miller	2	0-0	0-0	0-0	0	0	0	0	0	1	0
Cedric McGowan	19	2-4	1-2	0-0	1	0	0	0	0	2	5
Jamual Warren	18	1-1	0-0	1-2	3	3	3	0	1	0	3
Team					4						
Totals	200	23-58	8-23	11-18	31	17	0	9	19	65	
		.397	.348	.611							

Halftime: Georgetown 37, Cincinnati 31. **Dead Ball Rebounds:** Georgetown 8, Cincinnati 4. **Technical:** None. **Officials:** Ed Corbett, John Gaffney, Wally Rutecki. **Attendance:** 8,163.

Game 24 Rutgers 73
Cincinnati 69

Feb. 10, 2007 Piscataway, NJ

Final: Rutgers overcame a six-point deficit in the final four minutes to defeat Cincinnati, 73-69.

Defining Moment: UC held a 67-61 lead with 4:04 to play but Rutgers scored nine unanswered points to take a 70-67 lead with 1:14 remaining.

Key Stat: Rutgers outscored UC at the foul line, 26-7.

Performance Leaders: John Williamson 19 points; Deonta Vaughn 18 points; Jamual Warren 13 points.

CINCINNATI	min	fg-a	3fg-a	ft-a	reb	ast	to	bk	st	pf	pts
John Williamson	37	7-12	0-0	5-5	4	1	1	0	1	3	19
Marcus Sikes	29	3-9	0-5	1-2	7	1	2	2	2	4	7
Marvin Gentry	34	3-9	3-4	0-0	5	3	1	0	2	5	9
Deonta Vaughn	39	7-12	4-5	0-0	0	4	1	0	1	4	18
Jamual Warren	33	6-12	0-2	1-3	5	4	2	0	0	4	13
Timmy Crowell	5	0-0	0-0	0-0	1	0	0	0	0	1	0
Connor Barwin	2	0-0	0-0	0-0	0	0	2	0	0	1	0
Brandon Miller	4	0-1	0-0	0-0	1	0	0	0	0	0	0
Cedric McGowan	17	1-2	1-1	0-0	2	2	0	0	1	3	3
Team					3		1				
Totals	200	27-57	8-17	7-10	28	15	10	2	7	25	69
		.474	.471	.700							

RUTGERS	min	fg-a	3fg-a	ft-a	reb	ast	to	bk	st	pf	pts
Adrian Hill	27	6-6	0-0	6-7	6	2	0	0	0	2	18
JR Inman	31	3-6	1-2	3-3	3	1	1	0	0	2	10
Jaron Griffin	31	4-8	2-3	4-6	3	2	3	1	2	2	14
Marquis Webb	34	3-9	0-3	5-5	2	2	0	0</			

Game 29 Cincinnati 70
 Seton Hall (ot) 67
 Feb. 28, 2007 Cincinnati, OH

Final: Deonta Vaughn scored 20 points, five in overtime, to lead Cincinnati to a 70-67 win over Seton Hall.

Defining Moment: Vaughn's 3-pointer with 3:30 to play in overtime broke a 61-all tie and his jumper two minutes later gave UC a 68-63 lead.

Key Stats: UC posted a 46-34 advantage in rebounding and committed only 11 turnovers vs. the team ranked second nationally in steals.

Performance Leaders: Vaughn 20 points, 5 assists; John Williamson 16 points; Jamual Warren 13 points.

SETON HALL	min	fg-a	3fg-a	ft-a	reb	ast	to	bk	st	pf	pts
Brian Laing	45	8-20	0-2	2-2	5	1	2	1	1	4	18
Stan Gaines	17	0-1	0-0	0-2	2	0	1	0	0	2	0
John Garcia	27	3-4	0-0	0-2	12	0	3	4	0	4	6
Jamar Nutter	39	3-10	2-6	2-2	2	4	1	0	1	4	10
Eugene Harvey	44	8-17	3-5	5-8	4	4	0	0	2	3	24
Carl Marshall	1	0-1	0-0	0-0	1	0	0	0	0	0	0
Paul Gause	34	2-6	2-5	0-0	1	4	1	0	1	3	6
Larry Davis	18	1-7	1-4	0-0	1	1	0	0	0	1	3
Team					6					1	
Totals	225	25-66	8-22	9-16	34	14	8	5	5	22	67
		.379	.364	.563							

CINCINNATI	min	fg-a	3fg-a	ft-a	reb	ast	to	bk	st	pf	pts
Ronald Allen	7	1-2	1-1	0-0	2	0	1	1	0	2	3
Cedric McGowan	38	3-12	0-3	2-2	9	3	0	0	1	2	8
John Williamson	25	6-10	0-0	4-4	5	2	1	0	0	4	16
Deonta Vaughn	42	5-15	2-6	8-10	6	5	3	0	1	3	20
Jamual Warren	45	4-7	1-1	4-8	5	3	1	0	1	1	13
Timmy Crowell	1	0-0	0-0	0-0	0	0	0	0	0	0	0
Marcus Sikes	32	3-7	1-4	0-0	9	0	3	2	1	4	7
Connor Barwin	22	1-3	0-0	1-2	3	1	1	3	0	0	3
Branden Miller	13	0-2	0-2	0-2	2	0	1	0	1	0	0
Team					5						
Totals	225	23-58	5-17	19-28	46	14	11	6	5	16	70
		.397	.294	.679							

Halftime: Cincinnati 31, Seton Hall 24. **Regulation:** Cincinnati 59, Seton Hall 59. **Dead Ball Rebounds:** Cincinnati 6, Seton Hall 6. **Technical:** Ronald Allen (Cincinnati), Seton Hall coach Bobby Gonzalez. **Officials:** Tim Higgins, Bernard Clinton, Gary Prager. **Attendance:** 8,019.

23 RONALD ALLEN

6-9, 225 Sr. Los Angeles, Calif.



- Tallest member of the 2006-07 Bearcats.
- Reserve on the front line.
- Started the Seton Hall game (2/28/07) and had three points, two rebounds and a block in seven minutes of action.
- Had 10 points and seven rebounds vs. Howard (11/10/06).
- Averaged 7.0 points, 6.0 rebounds off the bench in preseason.

- Tallied 10 points and five rebounds and made 3 blocks vs. Northern Kentucky (11/1/06).
- One of four returning Bearcats.

Cincinnati Career

- Joined team as a transfer in 2005-06.
- Saw action in 33 games as a backup, averaging 2.4 points and 1.3 rebounds.
- Came to UC after Hurricane Katrina forced him to flee New Orleans where he played at Xavier University in 2004-05, and was granted immediate eligibility by the NCAA.

Academic Major: Criminal Justice.

2006-07 Game-by-Game Statistics

Date	Min	Fg-Fga	3g-3ga	Ft-Fta	O-R	Rb	At	TO	Bk	St	Pf	Pts
Howard..... 11/10/06	21	4-7	0-1	2-2	2-5	7	0	1	0	0	3	10
Tenn.-Martin 11/11/06	12	0-4	0-0	0-0	1-2	3	0	1	2	0	5	0
High Point 11/12/06	9	1-3	0-0	0-0	0-0	0	0	0	0	0	2	2
Wofford 11/21/06	5	0-0	0-0	0-0	0-0	0	0	0	0	0	0	0
Cent. Michigan . 11/25/06	12	0-1	0-1	2-3	0-0	3	0	0	0	0	0	2
Oakland 11/29/06	12	1-1	0-0	0-0	1-0	1	1	0	0	0	1	2
UAB 12/2/06	11	1-1	1-1	0-0	0-1	1	0	1	0	0	0	3
vs. Temple 12/9/06	2	0-1	0-1	0-0	0-0	0	0	0	0	0	1	0
Xavier 12/13/06	6	0-0	0-0	0-0	0-0	0	1	1	0	0	0	0
vs. Ohio St. 12/16/06	6	0-2	0-2	0-0	0-0	0	0	0	0	0	2	0
North Car. St. ... 12/23/06	8	1-3	0-2	0-0	0-2	2	0	0	0	0	3	2
Miami (Ohio) 12/27/06	4	0-0	0-0	0-0	0-1	1	0	1	0	0	0	0
vs. Ohio 12/30/06	4	0-1	0-0	0-0	0-0	0	0	1	0	0	0	0
at Memphis 1/4/07	dnp											
Rutgers 1/7/07	3	0-0	0-0	0-0	0-0	0	0	0	0	0	0	0
at USF 1/14/07	dnp											
at Syracuse 1/17/07	6	1-3	0-0	0-0	0-0	0	0	0	0	0	0	0
West Virginia 1/20/07	dnp											
Pittsburgh 1/24/07	dnp											
at Georgetown ... 1/27/07	dnp											
Louisville 1/31/07	2	0-1	0-1	0-0	0-1	1	0	0	0	0	0	0
St. John's 2/4/07	2	0-1	0-0	0-0	0-1	1	0	0	0	0	0	0
at Providence 2/6/07	dnp											
at Rutgers 2/10/07	dnp											
at Villanova 2/14/07	3	0-0	0-0	0-0	0-0	0	0	0	0	0	0	0
Notre Dame 2/18/07	dnp											
Georgetown 2/21/07	dnp											
at DePaul 2/24/07	dnp											
Seton Hall 2/28/07	* 7	1-2	1-1	0-0	0-2	2	0	1	1	0	2	3
at West Virginia 3/3/07												

*denotes games started

Season Highs

Points 10 Howard (11/10/06)
 FG 4 Howard (11/10/06)
 FGA 7 Howard (11/10/06)
 3FG 1 multiple opp.
 3FGA 2 multiple opp.
 FT 2 multiple opp.
 FTA 3 Cent. Mich. (11/25/06)
 Rebounds.. 7 Howard (11/10/06)
 Assists 1 multiple opp.
 Blocks 2 Tenn.-Martin (11/11/06)
 Steals 0

Career Highs

Points 11 multiple opp.
 FG 4 multiple opp.
 FGA 7 multiple opp.
 3FG 3 Illinois St. (11/22/05)
 3FGA 3 multiple opp.
 FT 2 multiple opp.
 FTA 3 Cent. Mich. (11/25/06)
 Rebounds.. 7 Howard (11/10/06)
 Assists 1 multiple opp.
 Blocks 2 Tenn.-Martin (11/11/06)
 Steals 1 multiple opp.

CAREER STATISTICS

Season	GGS	Min	Avg	FG FGA	Pct	3G 3GA	Pct	FT FTA	Pct	Orb	Drb	REB	Avg	PF	D	Ast	To	Blk	Stl	Pts	Avg				
2004-05*	19	0	213	11.2	39	84	.464	2	11	.182	13	22	.591	0	45	45	2.4	46	0	0	33	4	1	93	4.9
2005-06	33	2	240	7.3	28	63	.444	11	27	.407	13	18	.722	29	23	52	1.6	45	0	1	14	4	6	80	2.4
2006-07	19	1	135	7.1	10	31	.323	2	12	.167	4	5	.800	4	18	22	1.2	19	1	2	7	3	0	26	1.4
TOTAL	71	3	588	8.3	77	178	.433	15	50	.300	30	45	.667	33	86	119	1.7	110	1	3	54	11	6	199	2.8

* Statistics from Xavier University of New Orleans

11 CONNOR BARWIN

6-4, 240 So.

Hazel Park, Mich.



- Backup tight end on the UC football team who has become the top sub to the front line positions.
- Has averaged 21.3 minutes over his last three games.
- Played a season-high 22 minutes vs. Seton Hall (2/28/07), totaling three points and a career-high three blocks.
- Tied his season high with four points in 14 minutes of action vs. Villanova (2/14/07).

- Scored a season-high four points while playing a season-best 19 minutes vs. Providence (2/6/07).
- Saw 12 minutes of action, scoring a basket and grabbing three rebounds, vs. Rutgers (1/7/07), a day after participating in UC's victory in the International Bowl in Toronto.
- Played a season-high 14 minutes vs. No. 4 Ohio State (12/16/06), scoring a basket and grabbing three rebounds.
- Made his 2006-07 debut vs. Oakland (11/29/06), making a pair of blocks (career high) in two minutes of action.
- Had 13 catches for 148 yards and two TDs in football in 2006.

Cincinnati Career

- Joined team in mid-season of 2005-06 as a walk-on and saw action in the final 18 games, averaging 9.9 minutes.
- Set a career high for rebounds with nine vs. South Carolina in the NIT (3/23/06).
- Backup tight end on the football team who averaged 18.0 yards on eight catches in 2005 as a first-year freshman.

Pre-Cincinnati

- First team all-city selection in football as a senior at the University of Detroit Jesuite High.
- Also earned all-league honors in basketball.
- Helped school to a basketball district title his sophomore season.

Academic Major: Business. **Honors:** Bearcat Academic Honor Roll (Fall 2007).

2006-07 Game-by-Game Statistics

Date	Min	Fg-Fga	3g-3ga	Ft-Fta	O-R	Rb	At	TO	Bk	St	Pf	Pts
Howard..... 11/10/06	not with team - football season											
Tenn.-Martin 11/11/06												
High Point 11/12/06												
Wofford 11/21/06												
Cent. Michigan . 11/25/06												
Oakland..... 11/29/06	2	0-1	0-0	0-0	0-0	0	0	0	2	0	0	0
UAB..... 12/2/06	8	0-0	0-0	0-0	0-1	1	0	0	0	0	0	0
vs. Temple 12/9/06	12	1-2	0-0	0-0	2-1	3	0	0	0	0	1	2
Xavier..... 12/13/06	6	0-0	0-0	0-0	0-0	0	0	0	0	0	4	0
vs. Ohio St. 12/16/06	14	1-5	0-1	0-0	3-0	3	0	0	0	1	4	2
North Car. St. ... 12/23/06	4	0-0	0-0	0-0	0-1	1	0	0	0	0	2	0
Miami (Ohio) 12/27/06	3	1-1	0-0	0-1	0-1	1	0	1	0	0	0	2
vs. Ohio 12/30/06	9	0-0	0-0	0-0	1-0	1	0	0	1	1	2	0
at Memphis 1/4/07	not with team - football bowl											
Rutgers 1/7/07	12	1-2	0-0	0-0	2-1	3	0	0	1	0	1	2
at USF 1/14/07	9	1-1	0-0	0-0	0-0	0	0	1	0	0	1	2
at Syracuse 1/17/07	dnp											
West Virginia 1/20/07	4	0-0	0-0	0-2	1-1	2	0	0	0	0	1	0
Pittsburgh 1/24/07	5	0-0	0-0	0-0	0-0	0	0	0	0	0	1	0
at Georgetown ... 1/27/07	5	0-0	0-0	0-0	0-1	1	0	0	0	0	2	0
Louisville 1/31/07	8	0-0	0-0	0-0	0-0	0	0	0	0	0	2	0
St. John's 2/4/07	12	0-0	0-0	0-0	1-1	2	0	0	0	1	5	0
at Providence 2/6/07	19	2-3	0-0	0-1	2-0	2	3	0	0	0	1	4
at Rutgers 2/10/07	2	0-0	0-0	0-0	0-0	0	0	2	0	0	1	0
at Villanova 2/14/07	14	1-1	0-0	2-2	1-0	1	1	1	1	1	3	4
Notre Dame 2/18/07	14	0-2	0-0	1-2	1-0	1	0	1	1	0	3	1
Georgetown 2/21/07	21	1-2	0-0	1-1	1-0	1	0	1	0	1	2	3
at DePaul 2/24/07	21	0-0	0-0	2-2	2-3	5	0	2	0	0	2	2
Seton Hall 2/28/07	22	1-3	0-0	1-2	0-3	3	1	1	3	0	0	3
at West Virginia 3/3/07												

*denotes games started

Season Highs

Points	4	Providence (2/6/07)
FG	2	Providence (2/6/07)
FGA	5	Ohio St. (12/16/06)
3FG	0	
3FGA	1	Ohio St. (12/16/06)
FT	2	Villanova (2/14/07)
FTA	2	multiple opp.
Rebounds..	3	multiple opp.
Assists.....	3	Providence (2/6/07)
Blocks	3	Seton Hall (2/28/07)
Steals	1	multiple opp.

Career Highs

Points	6	Pittsburgh (2/15/06)
FG	2	multiple opp.
FGA	5	multiple opp.
3FG	0	
3FGA	2	multiple opp.
FT	2	multiple opp.
FTA	3	Syracuse (1/14/06)
Rebounds..	9	S. Carolina (3/23/06)
Assists.....	3	Providence (2/6/07)
Blocks	3	Seton Hall (2/28/07)
Steals	1	multiple opp.

CAREER STATISTICS

Season	GGS	Min	Avg	FG	FGA	Pct	3G	3GA	Pct	FT	FTA	Pct	Orb	Drb	REB	Avg	PF	D	Ast	To	Blk	Stl	Pts	Avg	
2005-06	18	0	179	9.9	7	18	.389	0	2	.000	4	5	.800	16	24	40	2.2	21	0	4	5	3	2	18	1.0
2006-07	22	0	226	10.3	10	23	.435	0	1	.000	7	13	.538	17	14	31	1.4	38	1	5	10	9	5	27	1.2
TOTAL	40	0	405	10.1	17	41	.415	0	3	.000	11	18	.611	33	38	71	1.8	59	1	9	15	12	7	45	1.1

3 TIMMY CROWELL

6-2, 170 Jr. Albuquerque, N.M.



- True point guard who prefers creating opportunities for teammates over scoring.
- Has started two of the last three contests.
- Made his first career start vs. Georgetown (2/21/07), played a career-high 22 minutes and set career highs with five rebounds and two steals.
- Sank a trey in 11 minutes vs. Notre Dame (2/18/07).
- Saw 12 minutes of action vs. Georgetown (1/27/07), recording a career-high three rebounds and tying a career high with three assists.
- Played a career-high 22 minutes vs. USF (1/14/07) and nabbed a personal-best two rebounds.
- Has served a defensive spark.
- Defensive play vs. North Carolina State (12/23/06) and Temple (12/9/06) keys in those comeback victories.
- Has dished out three assists twice this season.
- Scored seven points vs. High Point (11/12/06).
- Came off the bench to grab five rebounds in the exhibition win over Northern Kentucky (11/1/06).
- Joined team this season following transfer from junior college.

Pre-Cincinnati

- First team all-conference at Midland College in 2005-06.
- Averaged 11.0 points and led league in assists with 7.5 average.
- Helped team to a 27-6 record and a No. 8 ranking nationally along with a regional championship in 2005-06.

Academic Major: Criminal Justice.

2006-07 Game-by-Game Statistics

Date	Min	Fg-Fga	3g-3ga	Ft-Fta	O-R	Rb	At	TO	Bk	St	Pf	Pts
Howard..... 11/10/06	18	1-6	1-3	0-0	1-0	1	0	1	0	0	1	3
Tenn.-Martin 11/11/06	6	0-1	0-0	0-0	0-0	0	0	1	0	0	0	0
High Point 11/12/06	13	3-4	1-2	0-0	0-0	0	1	0	0	0	0	7
Wofford 11/21/06	11	1-1	1-1	0-0	0-1	1	3	0	0	0	1	3
Cent. Michigan . 11/25/06	12	1-1	1-1	0-0	0-0	0	3	1	0	1	0	3
Oakland 11/29/06	4	0-1	0-1	0-0	0-0	0	1	1	0	0	1	0
UAB 12/2/06	2	0-1	0-1	0-0	0-0	0	0	0	0	0	0	0
vs. Temple 12/9/06	5	0-0	0-0	0-0	1-0	1	0	0	0	0	2	0
Xavier 12/13/06	3	0-0	0-0	0-0	0-0	0	0	1	0	1	0	0
vs. Ohio St. 12/16/06	6	0-2	0-1	0-0	0-0	0	0	1	0	0	2	0
North Car. St. ... 12/23/06	8	0-0	0-0	3-4	0-1	1	0	0	0	1	3	3
Miami (Ohio) 12/27/06	8	1-2	0-1	0-0	0-0	0	1	0	0	0	1	2
vs. Ohio 12/30/06	11	0-0	0-0	0-0	0-0	0	1	2	0	1	1	0
at Memphis 1/4/07	16	1-3	0-1	0-0	0-0	0	0	0	0	0	0	2
Rutgers 1/7/07	9	0-2	0-1	0-0	0-1	1	1	0	0	1	2	0
at USF 1/14/07	22	1-2	1-2	1-2	0-2	2	3	1	0	1	3	4
at Syracuse 1/17/07	5	0-0	0-0	0-0	0-0	0	1	0	0	0	0	0
West Virginia 1/20/07	3	0-0	0-0	0-0	0-0	0	1	0	0	1	0	0
Pittsburgh 1/24/07	2	0-0	0-0	0-0	0-0	0	0	0	0	0	0	0
at Georgetown ... 1/27/07	12	1-1	1-1	0-0	1-2	3	3	1	0	0	0	3
Louisville 1/31/07	21	0-3	0-3	0-0	0-2	2	1	0	0	0	0	0
St. John's 2/4/07	7	0-0	0-0	0-0	0-1	1	0	0	0	0	2	0
at Providence 2/6/07	8	0-0	0-0	1-2	0-0	0	1	1	0	1	0	1
at Rutgers 2/10/07	5	0-0	0-0	0-0	0-1	1	0	0	0	0	1	0
at Villanova 2/14/07	13	1-3	0-1	0-0	0-1	1	1	1	0	0	1	2
Notre Dame 2/18/07	11	1-2	1-2	0-0	1-0	1	1	0	0	0	0	3
Georgetown 2/21/07	* 22	2-3	1-1	0-0	2-3	5	2	1	0	2	1	5
at DePaul 2/24/07	* 13	1-1	0-0	0-0	1-1	2	0	5	0	0	0	2
Seton Hall 2/28/07	1	0-0	0-0	0-0	0-0	0	0	0	0	0	0	0
at West Virginia 3/3/07												

*denotes games started

Season Highs

Points 7 High Point (11/12/06)
 FG 3 High Point (11/12/06)
 FGA 6 Howard (11/10/06)
 3FG 1 multiple opp.
 3FGA 3 Howard (11/10/06)
 FT 4 N.C. State (12/23/06)
 FTA 4 N.C. State (12/23/06)
 Rebounds.. 5 Georgetown (2/21/07)
 Assists 3 multiple opp.
 Blocks 0
 Steals 2 Georgetown (2/21/07)

Career Highs

Points 7 High Point (11/12/06)
 FG 3 High Point (11/12/06)
 FGA 6 Howard (11/10/06)
 3FG 1 multiple opp.
 3FGA 3 Howard (11/10/06)
 FT 4 N.C. State (12/23/06)
 FTA 4 N.C. State (12/23/06)
 Rebounds.. 5 Georgetown (2/21/07)
 Assists 3 multiple opp.
 Blocks 0
 Steals 2 Georgetown (2/21/07)

CAREER STATISTICS

Season	GGS	Min	Avg	FG FGA	Pct	3G 3GA	Pct	FT FTA	Pct	Orb	Drb	REB	Avg	PF	D	Ast	To	Blk	Stl	Pts	Avg	
2006-07	29	2	277	9.6	15 39	.385	8 23	.348	5 8	.625	7	16	23	0.8	22	0	25	18	0	10	43	1.5
TOTAL	29	2	277	9.6	15 39	.385	8 23	.348	5 8	.625	7	16	23	0.8	22	0	25	18	0	10	43	1.5

1 MARVIN GENTRY

6-3, 175 Jr.

Ft. Worth, Texas



- Missed the Seton Hall game (2/28/07) due to an ankle injury that puts his status for the remainder of the season in question.
- Returned to the starting lineup the previous six games after serving as the team's sixth man to the wing positions.
- Is as valuable for his defensive play as he is on offense.
- Scored 22 points vs. Louisville (1/31/07), playing all but three minutes of the contest.

playing all but three minutes of the contest.

- Tallied 15 points vs. Georgetown (1/27/07).
- Named to the BIG EAST weekly Honor Roll for the week of Jan. 15-21 after averaging 21.5 points in two games.
- Hero of the win over West Virginia (1/20/07), scoring a career-high 32 points; meshed five of seven 3-pointers and was 9-of-12 at the foul line, all career highs.
- Had 11 points, seven rebounds and a career-high four steals vs. Syracuse (1/17/07), playing a personal best 28 minutes.
- Tallied 13 points vs. Ohio, going 9-of-9 from the foul line (12/30/06).
- Made two steals and tied a career high with a pair of blocks in the win over Miami (12/27/06).
- Defensive play vs. North Carolina State (12/23/06) and Temple (12/9/06) keys in those comeback wins.
- Tallied 13 points vs. Wofford (11/21/06).
- Launched his UC career with nine points, 10 rebounds and four steals in the season opener vs. Howard (11/10/06).
- Averaged 10.5 points, shooting .571 from the field and .667 from 3-point range in preseason.
- Joined team this season following transfer from junior college.

Pre-Cincinnati

- North Texas Junior College Athletic Conference Player of the Year in 2005-06 at McLennan Community College.
- Averaged 17.5 points, 5.0 rebounds and 4.0 assists in 2005-06.
- Was league co-Freshman of the Year in 2004-05.

Academic Major: Criminal Justice.

2006-07 Game-by-Game Statistics

Date	Min	Fg-Fga	3g-3ga	Ft-Fta	O-R	Rb	At	TO	Bk	St	Pf	Pts	
Howard.....	11/10/06	* 31	4-12	0-3	1-2	3-7	10	3	0	1	4	2	9
Tenn.-Martin.....	11/11/06	* 33	3-8	1-4	0-0	0-4	4	1	1	0	2	0	7
High Point.....	11/12/06	* 34	1-5	1-3	0-0	1-3	4	1	3	0	0	3	3
Wofford.....	11/21/06	* 30	5-9	3-6	0-0	0-0	0	1	2	0	0	3	13
Cent. Michigan.....	11/25/06	* 31	2-7	1-2	0-0	0-0	0	0	3	0	2	3	5
Oakland.....	11/29/06	13	0-2	0-2	0-0	0-0	0	0	1	0	0	1	0
UAB.....	12/2/06	18	3-6	0-1	1-1	1-0	1	1	1	0	2	0	7
vs. Temple.....	12/9/06	20	1-4	0-2	0-0	1-2	3	3	0	1	0	4	2
Xavier.....	12/13/06	18	0-3	0-1	2-4	2-1	3	0	0	2	1	0	2
vs. Ohio St.....	12/16/06	18	0-3	0-1	0-2	1-1	2	1	1	0	0	2	0
North Car. St.....	12/23/06	16	0-3	0-1	1-2	2-0	2	1	2	0	1	0	1
Miami (Ohio).....	12/27/06	27	4-7	0-1	0-0	0-1	1	0	0	2	2	3	8
vs. Ohio.....	12/30/06	14	2-7	0-3	9-9	2-1	3	0	2	0	0	2	13
at Memphis.....	1/4/07	24	1-7	0-1	0-0	1-0	1	3	3	0	0	2	2
Rutgers.....	1/7/07	20	1-5	1-3	0-0	1-0	1	2	1	0	3	1	3
at USF.....	1/14/07	22	3-9	2-5	0-0	1-0	1	2	2	0	0	5	8
at Syracuse.....	1/17/07	28	4-8	2-4	1-2	3-4	7	1	1	0	4	4	11
West Virginia.....	1/20/07	32	9-14	5-7	9-12	1-3	4	3	0	0	0	4	32
Pittsburgh.....	1/24/07	17	1-4	0-1	1-2	1-2	3	0	3	0	1	4	3
at Georgetown.....	1/27/07	31	6-12	3-7	0-0	2-0	2	2	1	0	0	2	15
Louisville.....	1/31/07	37	9-17	3-8	1-2	0-1	1	0	0	0	1	4	22
St. John's.....	2/4/07	29	2-7	1-5	2-2	1-4	5	0	1	0	2	3	7
at Providence.....	2/6/07	* 29	3-7	2-3	0-1	1-1	2	3	1	0	2	2	8
at Rutgers.....	2/10/07	* 34	3-9	3-4	0-0	2-3	5	3	1	0	2	5	9
at Villanova.....	2/14/07	* 28	0-4	0-3	3-3	0-1	1	1	1	1	1	1	3
Notre Dame.....	2/18/07	* 27	0-6	0-2	0-0	2-3	5	0	0	0	1	3	0
Georgetown.....	2/21/07	* 26	2-6	2-4	0-0	0-0	0	1	1	0	0	2	6
at DePaul.....	2/24/07	* 32	3-9	1-5	0-0	1-5	6	2	1	0	0	4	7
Seton Hall.....	2/28/07	inj.											
at West Virginia.....	3/3/07												

*denotes games started

Season Highs

Points 32 West Va. (1/20/07)
 FG 9 multiple opp.
 FGA 17 Louisville (1/31/07)
 3FG 5 West Va. (1/20/07)
 3FGA 8 Louisville (1/31/07)
 FT 9 multiple opp.
 FTA 12 West Va. (1/20/07)
 Rebounds 10 Howard (11/10/06)
 Assists 3 multiple opp.
 Blocks 2 multiple opp.
 Steals 4 multiple opp.

Career Highs

Points 32 West Va. (1/20/07)
 FG 9 multiple opp.
 FGA 17 Louisville (1/31/07)
 3FG 5 West Va. (1/20/07)
 3FGA 8 Louisville (1/31/07)
 FT 9 multiple opp.
 FTA 12 West Va. (1/20/07)
 Rebounds 10 Howard (11/10/06)
 Assists 3 multiple opp.
 Blocks 2 multiple opp.
 Steals 4 multiple opp.

CAREER STATISTICS

Season	GGS	Min	Avg	FG	FGA	Pct	3G	3GA	Pct	FT	FTA	Pct	Orb	Drb	REB	Avg	PF	D	Ast	To	Blk	Stl	Pts	Avg	
2006-07	28	11	719	25.7	72	200	.360	31	92	.337	31	42	.738	30	47	77	2.8	69	2	35	33	7	31	206	7.4
TOTAL	28	11	719	25.7	72	200	.360	31	92	.337	31	42	.738	30	47	77	2.8	69	2	35	33	7	31	206	7.4

30 CEDRIC McGOWAN

6-7, 225 Sr. Miami, Fla.



- Lone returning starter and one of two seniors.
- Team captain.
- Team's second-leading rebounding (5.2).
- Returned to the starting lineup, after a six-game absence, for the Seton Hall game (2/28/07) and responded with eight points and nine rebounds.
- Dunk gave UC its first lead in the second half of its comeback win over West Virginia (1/20/07).

- Tied his career scoring high with 20 points vs. Memphis (1/4/07), going 7-of-9 from the field and 2-of-2 from 3-point range.
- Scored 15 points vs. North Carolina State (12/23/06).
- Hit a pair of treys in the final 1:20 of the first half of the Xavier game (12/13/06), his second with two seconds left giving UC a halftime lead it would not surrender in the victory over the crosstown rival.
- Recorded a career-high three blocks in the win over Oakland (11/29/06).
- Recorded a double-double (13 points, 12 rebounds) in the win over High Point (11/12/06).

Cincinnati Career

- Joined team as a junior college transfer in 2005-06.
- Started all but one game, relinquishing the start on senior day.
- Averaged 8.5 points and was 11th in the BIG EAST in rebounding at 7.2.
- Had career highs of 20 points vs. Charlotte (3/17/06) and 20 rebounds vs. DePaul (1/4/06).
- Had six double-digit rebounding games.

Pre-Cincinnati

- Honorable mention junior college All-American at Kilgore College in 2004-05.
- Averaged 15.1 points and 5.9 rebounds while shooting .557.

Academic Major: Criminal Justice.

2006-07 Game-by-Game Statistics

	Date	Min	Fg-Fga	3g-3ga	Ft-Fta	O-R	Rb	At	TO	Bk	St	Pf	Pts
Howard	11/10/06	* 30	5-10	0-1	0-0	2-5	7	0	0	1	0	1	10
Tenn.-Martin	11/11/06	* 33	3-9	0-5	1-4	2-5	7	2	4	1	1	3	7
High Point	11/12/06	* 38	5-11	0-2	3-5	5-7	12	1	1	1	2	1	13
Wofford	11/21/06	* 18	1-6	0-0	0-0	1-2	3	0	2	0	0	1	2
Cent. Michigan	11/25/06	* 38	3-7	0-1	6-6	1-5	6	1	6	1	0	1	2
Oakland	11/29/06	* 34	3-6	0-1	3-3	1-4	5	0	2	3	0	2	9
UAB	12/2/06	* 37	7-12	1-3	2-4	2-7	9	1	2	1	1	3	17
vs. Temple	12/9/06	* 30	4-8	0-2	3-4	1-2	3	1	0	0	2	2	11
Xavier	12/13/06	* 31	2-9	2-5	2-2	2-5	7	1	3	0	1	3	8
vs. Ohio St.	12/16/06	* 30	0-5	0-2	2-2	0-4	4	2	0	0	1	1	2
North Car. St.	12/23/06	* 29	6-10	0-2	3-3	2-1	3	3	2	1	1	1	15
Miami (Ohio)	12/27/06	* 35	3-8	0-0	0-0	3-3	6	1	1	2	1	3	6
vs. Ohio	12/30/06	* 31	6-9	1-1	0-2	1-3	4	0	4	1	0	3	13
at Memphis	1/4/07	* 31	7-9	2-2	4-4	3-3	6	0	1	0	0	3	20
Rutgers	1/7/07	* 22	2-4	0-1	1-2	1-1	2	1	1	0	0	4	5
at USF	1/14/07	* 32	2-8	0-3	0-0	4-4	8	2	3	1	2	3	4
at Syracuse	1/17/07	* 32	4-11	0-1	2-2	5-2	7	1	2	1	1	3	10
West Virginia	1/20/07	* 30	3-9	1-3	2-2	2-5	7	1	1	0	0	3	9
Pittsburgh	1/24/07	* 35	3-8	0-1	0-0	2-2	4	1	2	0	0	2	6
at Georgetown	1/27/07	* 30	2-4	0-1	0-0	1-2	4	2	2	0	0	3	4
Louisville	1/31/07	* 24	1-6	0-0	2-2	3-2	5	1	0	0	1	3	4
St. John's	2/4/07	* 22	1-2	0-0	1-2	2-0	2	1	0	0	1	3	3
at Providence	2/6/07	13	3-4	0-0	0-0	1-1	2	0	0	0	0	2	6
at Rutgers	2/10/07	17	1-2	1-1	0-0	1-1	2	2	0	0	1	3	3
at Villanova	2/14/07	15	1-2	0-0	2-2	2-1	3	1	1	0	0	0	4
Notre Dame	2/18/07	22	3-4	1-1	0-0	1-5	6	0	4	1	0	3	7
Georgetown	2/21/07	19	2-4	1-2	0-0	1-0	1	0	0	0	0	2	5
at DePaul	2/24/07	22	3-5	1-2	1-1	0-6	6	0	3	0	0	3	8
Seton Hall	2/28/07	* 38	3-12	0-3	2-2	3-6	9	3	0	0	1	2	8
at West Virginia	3/3/07												

*denotes games started

Season Highs

Points 20	Memphis (1/4/07)
FG 7	Memphis (1/4/07)
FGA 12	multiple opp.
3FG 2	multiple opp.
3FGA 5	multiple opp.
FT 6	Cent. Mich. (11/25/06)
FTA 6	Cent. Mich. (11/25/06)
Rebounds	12	High Point (11/12/06)
Assists 3	N.C. State (12/23/06)
Blocks 3	Oakland (11/29/06)
Steals 2	multiple opp.

Career Highs


Points 20	multiple opp.
FG 8	Syracuse (2/15/06)
FGA 16	Syracuse (2/15/06)
3FG 3	Dayton (11/29/05)
3FGA 6	Syracuse (2/15/06)
FT 6	multiple opp.
FTA 8	Charlotte (3/17/06)
Rebounds	20	DePaul (1/4/06)
Assists 3	multiple opp.
Blocks 3	Oakland (11/29/06)
Steals 3	multiple opp.

CAREER STATISTICS

Season	GGS	Min	Avg	FG FGA	Pct	3G 3GA	Pct	FT FTA	Pct	Orb	Drb	REB	Avg	PF	D	Ast	To	Blk	Stl	Pts	Avg				
2005-06	34	33	963	28.3	115	260	.442	11	45	.244	47	68	.691	77	168	245	7.2	71	0	32	30	11	29	288	8.5
2006-07	29	23	818	28.2	89	204	.436	11	48	.229	42	54	.778	55	95	150	5.2	71	1	29	47	15	17	231	8.0
TOTAL	63	56	1781	28.3	204	464	.440	22	93	.237	89	122	.730	132	263	395	6.3	142	1	61	77	26	46	519	8.2

20 BRANDEN MILLER

6-4, 180 So. Cincinnati, Ohio



- Walk-on in his second year on team.
- Has appeared in 19 of the last 20 games.
- Played a career-high 13 minutes in the over-time win over Seton Hall (2/28/07).
- Played 10 minutes and sank a trey vs. Villanova (2/14/07).
- Played a career-best 15 minutes vs. Memphis (1/4/07).
- Recorded a career-high two steals vs. Ohio

- (12/30/06) and tied a career high with two rebounds.
- Sank a pair of 3-pointers vs. No. 4 Ohio State (12/16/06) to set a new career scoring high.
- Played nine minutes in the season opener vs. Howard (11/10/06).
- Saw eight minutes of action in exhibition vs. Northern Kentucky, scoring on a dunk (11/1/06).

Cincinnati Career

- Joined Bearcats as a walk-on in 2005-06 and saw action in 12 games.
- Played a season-high six minutes vs. South Carolina (3/23/06) in the NIT.
- Sank a 3-pointer vs. Georgetown (1/28/06).

Pre-Cincinnati

- Conference player of the year as a senior at Cincinnati Indian Hill High.
- Two-year regular who hyelped school to a 20-2 record and a league title as a senior.

Academic Major: Business. **Honors:** Deans List, Bearcat Academic Honor Roll (Fall 2007).

2006-07 Game-by-Game Statistics

Date	Min	Fg-Fga	3g-3ga	Ft-Fta	O-R	Rb	At	TO	Bk	St	Pf	Pts
Howard	11/10/06	9 0-1	0-0	0-0	2-0	2	2	1	0	1	1	0
Tenn.-Martin	11/11/06	4 0-2	0-1	0-0	1-0	1	0	0	0	0	0	0
High Point	11/12/06	4 0-1	0-0	0-0	0-1	1	0	0	0	1	0	0
Wofford	11/21/06	7 0-0	0-0	0-0	0-0	0	1	0	0	0	2	0
Cent. Michigan	11/25/06	4 1-1	1-1	0-0	0-0	0	0	0	0	0	0	3
Oakland	11/29/06	dnp										
UAB	12/2/06	dnp										
vs. Temple	12/9/06	dnp										
Xavier	12/13/06	dnp										
vs. Ohio St.	12/16/06	8 2-2	2-2	0-0	0-1	1	0	0	0	1	0	6
North Car. St. ...	12/23/06	1 1-2	0-0	0-0	1-0	1	0	0	0	0	0	2
Miami (Ohio)	12/27/06	5 0-0	0-0	0-0	1-0	1	0	0	0	0	0	0
vs. Ohio	12/30/06	9 0-0	0-0	0-0	0-2	2	0	1	1	2	3	0
at Memphis	1/4/07	15 0-0	0-0	0-0	0-0	0	0	1	0	1	1	0
Rutgers	1/7/07	1 0-1	0-1	0-0	0-0	0	0	0	0	0	0	0
at USF	1/14/07	0+	0-0	0-0	0-0	0	0	0	0	0	0	0
at Syracuse	1/17/07	dnp										
West Virginia	1/20/07	5 0-0	0-0	0-0	1-0	1	0	0	0	0	0	0
Pittsburgh	1/24/07	1 0-0	0-0	0-0	0-0	0	0	0	0	0	0	0
at Georgetown ...	1/27/07	3 0-0	0-0	0-0	1-0	1	0	0	0	0	0	0
Louisville	1/31/07	4 0-1	0-1	0-0	0-0	0	0	0	0	0	0	0
St. John's	2/4/07	5 0-1	0-0	0-0	2-0	2	0	0	0	0	1	0
at Providence	2/6/07	0+	0-0	0-0	0-0	0	0	0	0	0	0	0
at Rutgers	2/10/07	4 0-1	0-0	0-0	1-0	1	0	0	0	0	0	0
at Villanova	2/14/07	10 1-3	1-3	0-0	0-0	0	0	0	0	0	0	3
Notre Dame	2/18/07	10 0-1	0-0	0-0	1-1	2	2	0	0	1	2	0
Georgetown	2/21/07	2 0-0	0-0	0-0	0-0	0	0	0	0	0	1	0
at DePaul	2/24/07	6 0-1	0-0	0-0	1-0	1	0	0	0	0	0	0
Seton Hall	2/28/07	13 0-2	0-2	0-2	1-1	2	0	1	0	1	0	0
at West Virginia ...	3/3/07											

*denotes games started

Season Highs

Points	6	Ohio St. (12/15/06)
FG	2	Ohio St. (12/16/06)
FGA	3	Villanova (2/14/07)
3FG	2	Ohio St. (12/16/06)
3FGA	3	Villanova (2/14/07)
FT	0	
FTA	0	
Rebounds ..	2	multiple opp.
Assists	2	multiple opp.
Blocks	1	Ohio (12/30/06)
Steals	2	Ohio (12/30/06)

Career Highs

Points	6	Ohio St. (12/15/06)
FG	2	Ohio St. (12/16/06)
FGA	3	Villanova (2/14/07)
3FG	2	Ohio St. (12/16/06)
3FGA	3	Villanova (2/14/07)
FT	1	N.C. A&T (12/30/05)
FTA	2	N.C. A&T (12/30/05)
Rebounds ..	2	multiple opp.
Assists	2	multiple opp.
Blocks	1	Ohio (12/30/06)
Steals	2	Ohio (12/30/06)


CAREER STATISTICS

Season	GGS	Min	Avg	FG FGA	Pct	3G 3GA	Pct	FT FTA	Pct	Orb	Drb	REB	Avg	PF	D	Ast	To	Blk	Stl	Pts	Avg
2005-06	12	0	24	2 5	.400	1 4	.250	1 2	.500	2	4	6	0.5	1	0	0	3	2	0	6	0.5
2006-07	24	0	130	5 20	.250	4 11	.364	0 2	.000	13	6	19	0.8	11	0	5	4	1	8	14	0.6
TOTAL	36	0	154	4.3	.280	5 15	.333	1 4	.250	15	10	25	0.7	12	0	5	7	3	8	20	0.6

10 MARCUS SIKES

6-9, 235 Jr.

Richmond, Va.



- Skilled perimeter player who is forced to play inside due to the team's lack of size.
- Has the second-most treys on the team (43) and leads the squad in 3-point field goal percentage (.417).
- Scored 19 points vs. Georgetown (1/27/07) on 7-of-9 shooting from the field, 5-of-5 in 3-pointers, before fouling out after playing only 25 minutes.

- Tallied 10 points in the overtime win over West Virginia (1/20/07).
- Scored a career-high 24 points vs. Syracuse (1/17/07), sinking eight of 12 3-pointers.
- Tied his career high with 10 rebounds vs. USF (1/14/07).
- Tallied 17 points on 7-of-9 shooting, 3-of-5 from 3-point range, vs. Rutgers (1/7/07).
- Scored 15 points and matched a career high with 10 rebounds in the win over Miami (12/27/06).
- Scored 17 points and recorded a career-high five assists in the win over Temple (12/9/06), going 7-of-7 at the foul line.
- Scored 20 points on 7-of-8 shooting vs. Wofford (11/21/06).
- Named to Jim Thorpe Association All-Tournament team after averaging 13.0 points and 7.7 points in the three UC victories.
- Recorded a double-double with 18 points and 10 rebounds vs. Tennessee-Martin (11/11/06).

Pre-Cincinnati

- Averaged a double-double in 2005-06 at Mt. San Jacinto College in 2005-06.
- Scored 13.1 points and was the third-leading junior college rebounder in the state of California with his 11.3 average.
- Began his college career at Georgia in 2003-04, seeing action in 26 games as a first-year freshman.

Academic Major: Sociology. **Honors:** Deans List, Topcat Scholar (Fall 2007).

2006-07 Game-by-Game Statistics

	Date	Min	Fg-Fga	3g-3ga	Ft-Fta	O-R- Rb	At	TO	Bk	St	Pf	Pts	
Howard	11/10/06	* 24	2-7	2-2	3-8	3-5	8	2	1	2	0	3	9
Tenn.-Martin	11/11/06	* 32	6-11	3-6	3-3	3-7	10	1	1	0	0	2	18
High Point	11/12/06	* 33	3-7	1-2	5-5	2-3	5	1	3	0	2	1	12
Wofford	11/21/06	* 32	7-8	3-4	3-4	3-4	7	4	3	1	0	4	20
Cent. Michigan	11/25/06	* 28	1-3	0-0	3-5	1-3	4	1	3	0	1	3	5
Oakland	11/29/06	* 29	0-5	0-1	1-2	1-2	3	0	1	0	2	2	1
UAB	12/2/06	* 25	0-8	0-3	0-0	2-1	3	0	2	0	0	2	0
vs. Temple	12/9/06	* 30	4-9	2-4	7-7	2-4	6	5	1	0	1	3	17
Xavier	12/13/06	* 27	1-3	0-2	1-1	4-2	6	4	2	1	1	4	3
vs. Ohio St.	12/16/06	* 24	1-6	0-3	3-3	3-3	6	1	1	0	1	3	5
North Car. St.	12/23/06	* 32	4-8	0-2	2-2	2-4	6	2	0	0	0	3	10
Miami (Ohio)	12/27/06	* 34	5-11	1-2	4-6	0-10	10	1	3	0	0	1	15
vs. Ohio	12/30/06	* 28	2-5	0-1	2-2	2-2	4	0	1	1	0	5	6
at Memphis	1/4/07	* 33	2-7	2-5	0-2	0-1	1	3	1	1	1	4	6
Rutgers	1/7/07	* 30	7-9	3-5	0-0	2-4	6	1	3	1	0	3	17
at USF	1/14/07	* 36	1-6	1-2	1-3	4-6	10	2	3	1	2	3	4
at Syracuse	1/17/07	* 34	8-17	8-12	0-0	1-1	2	2	0	0	1	3	24
West Virginia	1/20/07	* 40	2-6	1-4	5-6	1-4	5	3	0	0	1	4	10
Pittsburgh	1/24/07	* 31	3-6	2-4	2-3	0-1	1	0	0	1	1	2	10
at Georgetown	1/27/07	* 25	7-9	5-5	0-0	0-2	2	0	0	0	1	5	19
Louisville	1/31/07	* 34	3-11	0-3	3-5	2-4	6	0	1	1	2	2	9
St. John's	2/4/07	* 35	5-15	2-8	3-6	3-1	4	1	3	0	0	3	15
at Providence	2/6/07	* 24	4-7	2-4	1-3	1-1	2	2	4	0	0	3	11
at Rutgers	2/10/07	* 29	3-9	0-5	1-2	2-5	7	1	2	2	2	4	7
at Villanova	2/14/07	* 27	2-7	2-4	0-0	0-2	2	0	2	0	1	1	6
Notre Dame	2/18/07	* 26	1-3	1-2	0-0	0-2	2	2	0	0	0	2	3
Georgetown	2/21/07	* 20	3-10	1-3	2-4	4-3	7	1	4	0	1	5	9
at DePaul	2/24/07	* 17	0-3	0-1	0-0	2-2	4	1	2	0	0	3	0
Seton Hall	2/28/07	32	3-7	1-4	0-0	2-7	9	0	3	2	1	4	7
at West Virginia	3/3/07												

*denotes games started

Season Highs

Points	24	Syracuse (1/17/07)
FG	8	Syracuse (1/17/07)
FGA	17	Syracuse (1/17/07)
3FG	8	Syracuse (1/17/07)
3FGA	12	Syracuse (1/17/07)
FT	7	Temple (12/9/06)
FTA	7	Temple (12/9/06)
Rebounds	10	multiple opp.
Assists	5	Temple (12/9/06)
Blocks	2	multiple opp.
Steals	2	multiple opp.

Career Highs


Points	24	Syracuse (1/17/07)
FG	8	Syracuse (1/17/07)
FGA	17	Syracuse (1/17/07)
3FG	8	Syracuse (1/17/07)
3FGA	12	Syracuse (1/17/07)
FT	7	Temple (12/9/06)
FTA	7	Temple (12/9/06)
Rebounds	10	multiple opp.
Assists	5	Temple (12/9/06)
Blocks	2	multiple opp.
Steals	2	multiple opp.

CAREER STATISTICS

Season	GGS	Min	Avg	FG FGA	Pct	3G 3GA	Pct	FT FTA	Pct	Orb	Drb	REB	Avg	PF	D	Ast	To	Blk	Stl	Pts	Avg				
2006-07	29	28	851	29.3	90	223	.404	43	103	.417	55	82	.671	52	96	148	5.1	87	3	41	50	14	22	278	9.6
TOTAL	29	28	851	29.3	90	223	.404	43	103	.417	55	82	.671	52	96	148	5.1	87	3	41	50	14	22	278	9.6

5 DEONTA VAUGHN

6-1, 200 Fr. Indianapolis, Ind.



- Team leader in scoring (14.3), assists (3.5) and steals (1.8).
- Scoring average will be the second-highest by a UC freshman.
- Has averaged 17.3 points over his last four contests.
- Scored 20 points—his sixth 20-point performance of the season—and had six rebounds and five assists vs. Seton Hall (2/28/07), tallying

five decisive points in overtime.

- Scored 19 points and recorded five assists and four steals vs. Georgetown (2/21/07).
- Scored 22 points—his fifth 20-plus points performance—and picked off five steals vs. Notre Dame (2/18/07).
- Tallied 18 points, sinking four of five 3-pointers, vs. Rutgers (2/10/07).
- Scored 18 points and tied a career high with eight rebounds vs. Louisville (1/31/07).
- Tallied 18 points vs. Georgetown (1/27/07).
- Scored 13 points and dished five assists vs. No. 9 Pittsburgh.
- Hit 3-pointer in the opening minute of overtime to give UC a six-point lead for the eventual win over West Virginia (1/20/07).
- Recorded a career-high eight rebounds and had 13 points vs. Syracuse (1/17/07).
- Tallied 21 points and had three steals vs. USF (1/14/07).
- Had 25 points and posted career highs of nine assists and six steals in the win over North Carolina State (12/23/06), to earn BIG EAST Rookie of the Week honors.
- Offensive leader of the win over rival Xavier (12/13/06) with 24 points.
- Tallied 17 points, going 7-of-9 at the foul line, in the Temple win (12/9/06).
- Had 17 points in the win over Oakland (11/29/06), 12 in the final 10:39 of the comeback victory.
- BIG EAST Conference Rookie of the Week after averaging 26.0 points, 5.5 assists and shooting .571 from the field (20-35) in two games Nov. 20-26.
- Scored 19 points on 8-of-11 shooting vs. Central Michigan (11/25/06).
- Tallied 33 points, a UC freshman record, with the help of nine treys, second-most by a Bearcat, and also had six assists vs. Wofford (11/21/06), his first game as a starter.

2006-07 Game-by-Game Statistics

Date	Min	Fg-Fga	3g-3ga	Ft-Fta	O-R	Rb	At	TO	Bk	St	Pf	Pts
Howard.....	11/10/06	22	3-9	1-3	0-0	0-6	6	5	0	0	2	7
Tenn.-Martin.....	11/11/06	26	3-9	0-4	1-1	1-1	2	6	2	0	2	1
High Point.....	11/12/06	24	4-7	0-1	1-2	2-3	5	5	2	0	0	3
Wofford.....	11/21/06	* 38	12-24	9-17	0-0	0-1	1	6	3	0	1	33
Cent. Michigan.....	11/25/06	* 32	8-11	3-4	0-1	3-4	7	5	8	0	1	19
Oakland.....	11/29/06	* 35	5-15	1-5	6-6	2-5	7	6	2	0	3	2
UAB.....	12/2/06	* 40	6-15	4-9	0-0	1-1	2	2	2	0	0	17
vs. Temple.....	12/9/06	* 32	4-11	2-6	7-9	0-4	4	4	3	0	2	3
Xavier.....	12/13/06	* 35	9-20	2-10	4-4	1-4	5	1	0	0	0	2
vs. Ohio St.....	12/16/06	* 33	2-11	0-4	1-2	1-3	4	0	1	0	2	0
North Car. St.....	12/23/06	* 35	10-19	4-10	1-2	0-1	1	9	2	0	6	1
Miami (Ohio).....	12/27/06	* 27	2-9	0-2	2-3	1-2	3	7	3	0	3	6
vs. Ohio.....	12/30/06	* 29	2-8	0-4	0-0	0-1	1	2	2	0	0	4
at Memphis.....	1/4/07	* 24	3-7	1-2	1-1	0-3	3	0	2	0	3	4
Rutgers.....	1/7/07	* 37	1-10	0-7	0-0	0-3	3	1	3	0	1	4
at USF.....	1/14/07	* 33	7-22	3-16	4-5	1-2	3	1	3	0	3	4
at Syracuse.....	1/17/07	* 38	5-17	2-10	2-2	4-4	8	5	3	0	1	1
West Virginia.....	1/20/07	* 31	4-9	2-5	2-3	0-2	2	3	2	0	0	3
Pittsburgh.....	1/24/07	* 34	5-13	2-8	1-2	0-1	1	5	3	0	2	3
at Georgetown.....	1/27/07	* 31	5-10	4-9	4-4	0-3	3	2	3	0	0	4
Louisville.....	1/31/07	* 34	6-16	2-8	4-6	2-6	8	1	0	0	1	5
St. John's.....	2/4/07	* 32	5-17	5-14	2-4	0-2	2	4	5	0	3	3
at Providence.....	2/6/07	* 33	5-17	4-10	0-1	2-2	4	3	1	0	3	4
at Rutgers.....	2/10/07	* 39	7-12	4-5	0-0	0-0	0	4	1	0	1	4
at Villanova.....	2/14/07	* 29	1-4	0-1	2-2	0-2	2	2	3	0	2	4
Notre Dame.....	2/18/07	* 40	8-21	2-9	4-5	0-0	0	2	1	1	5	3
Georgetown.....	2/21/07	* 34	5-21	3-13	6-8	3-1	4	5	1	0	4	4
at DePaul.....	2/24/07	* 33	3-12	0-5	2-2	2-4	6	1	4	0	1	2
Seton Hall.....	2/28/07	* 42	5-15	2-6	8-10	1-5	6	5	3	0	1	3
at West Virginia.....	3/3/07											

*denotes games started

Season Highs

Points.....	33	Wofford (11/21/06)
FG.....	12	Wofford (11/21/06)
FGA.....	24	Wofford (11/21/06)
3FG.....	9	Wofford (11/21/06)
3FGA.....	17	Wofford (11/21/06)
FT.....	7	Temple (12/9/06)
FTA.....	9	Temple (12/9/06)
Rebounds..	8	multiple opp.
Assists.....	9	N.C. State (12/23/06)
Blocks.....	0	
Steals.....	6	N.C. State (12/23/06)

Career Highs

Points.....	33	Wofford (11/21/06)
FG.....	12	Wofford (11/21/06)
FGA.....	24	Wofford (11/21/06)
3FG.....	9	Wofford (11/21/06)
3FGA.....	17	Wofford (11/21/06)
FT.....	7	Temple (12/9/06)
FTA.....	9	Temple (12/9/06)
Rebounds..	8	multiple opp.
Assists.....	9	N.C. State (12/23/06)
Blocks.....	0	
Steals.....	6	N.C. State (12/23/06)

Pre-Cincinnati

- Two-time first team All-Indiana selection at Indianapolis Arlington High.
- Averaged 17.4 points, 6.6 assists at Harmony Community School in Cincinnati in 2005-06 for former Bearcat Rodney Crawford.

Academic Major: Criminal Justice.

CAREER STATISTICS

Season	GGS	Min	Avg	FG	FGA	Pct	3G	3GA	Pct	FT	FTA	Pct	Orb	Drb	REB	Avg	PF	D	Ast	To	Blk	Stl	Pts	Avg	
2006-07	29	26	952	32.8	145	391	.371	62	207	.300	64	85	.753	27	76	103	3.6	77	1	102	68	1	53	416	14.3
TOTAL	29	26	952	32.8	145	391	.371	62	207	.300	64	85	.753	27	76	103	3.6	77	1	102	68	1	53	416	14.3

33

JAMUAL WARREN

6-2, 195 Jr.

Springfield, Mass.



- Second on team in steals (1.8), having made a steal in all but five games this season and recording multiple steals 16 times.
- Returned to the starting lineup after two games as a sixth man for the Seton Hall game (2/28/07) and responded with 13 points, five rebounds and three assists, scoring four points in overtime to clinch the victory.
- Scored 13 points and dished out four assists

- vs. Rutgers (2/10/07).
- Tied his career high with six assists and recorded four steals vs. Providence (2/6/07).
- Tied a career high with six assists and had nine points and three steals vs. St. John's (2/4/07).
- Had a career high-tying 16 points in the win over West Virginia (1/20/07), hitting the game-tying basket with 16 seconds remaining in regulation and going 5-of-6 at the foul line in overtime.
- Picked off a career-high five steals vs. Syracuse (1/17/07).
- Dished out a career-high six assists vs. Rutgers (1/7/06).
- Scored five straight points, including a steal and dunk, in the final 2:14 which put UC in the lead for good in the win over Miami (12/27/06), finishing with 15 points.
- Had 13 points and three steals vs. No. 4 Ohio State (12/16/06).
- Tallied 12 points vs. Oakland (11/29/06), also recording three steals.
- Scored nine points vs. High Point (11/12/06).
- Averaged 13.0 points, 4.5 rebounds, 4.5 assists and 3.0 steals in the preseason exhibitions.

Pre-Cincinnati

- Second team NJCAA Division I All-American at Globe Institute.
- Averaged 22.2 points, 4.6 rebounds, 5.9 assists in 2005-06.
- Region XV Player of the Year.
- Helped Globe to 27-3 mark and No. 12 ranking.

Academic Major: Exploratory Studies.

2006-07 Game-by-Game Statistics

	Date	Min	Fg-Fga	3g-3ga	Ft-Fta	O-R	Rb	At	TO	Bk	St	Pf	Pts
Howard	11/10/06	* 22	2-5	0-2	0-0	0-3	3	3	3	1	3	2	4
Tenn.-Martin	11/11/06	* 22	1-4	0-2	3-4	0-5	5	1	2	0	2	2	5
High Point	11/12/06	* 22	3-10	1-3	2-2	0-2	2	1	2	0	2	0	9
Wofford	11/21/06	21	0-2	0-1	0-0	1-2	4	4	4	0	2	0	0
Cent. Michigan	11/25/06	21	0-4	0-1	0-0	0-3	3	4	5	0	2	1	0
Oakland	11/29/06	* 34	6-12	0-1	0-0	1-4	5	2	3	0	3	2	12
UAB	12/2/06	* 36	4-9	1-4	0-0	1-2	3	4	2	0	2	1	9
vs. Temple	12/9/06	* 35	7-14	2-5	0-0	1-6	7	3	3	1	1	3	16
Xavier	12/13/06	* 37	3-10	0-2	6-9	2-3	5	5	1	0	4	1	12
vs. Ohio St.	12/16/06	* 27	6-19	0-5	1-3	2-0	2	1	3	0	3	3	13
North Car. St.	12/23/06	* 33	3-8	1-2	2-2	1-4	5	3	4	0	1	2	9
Miami (Ohio)	12/27/06	* 32	6-9	0-1	3-4	0-5	5	3	1	0	1	2	15
vs. Ohio	12/30/06	* 29	7-17	1-6	0-0	1-1	2	3	4	0	3	4	15
at Memphis	1/4/07	* 25	3-10	0-1	0-1	0-4	4	3	3	0	1	2	6
Rutgers	1/7/07	* 33	3-9	0-2	1-2	0-5	5	6	4	1	0	1	7
at USF	1/14/07	* 22	6-14	0-2	2-4	2-4	6	2	1	0	2	4	14
at Syracuse	1/17/07	* 29	2-10	1-5	0-1	0-4	4	3	1	0	5	4	5
West Virginia	1/20/07	* 41	5-11	0-0	6-9	2-6	8	5	1	0	1	1	16
Pittsburgh	1/24/07	* 38	1-6	0-3	2-2	2-2	4	1	1	0	3	1	4
at Georgetown	1/27/07	* 28	2-4	1-1	0-0	1-0	1	4	2	0	2	2	5
Louisville	1/31/07	* 18	0-2	0-0	0-2	0-1	1	2	5	0	0	4	0
St. John's	2/4/07	* 33	2-9	0-3	5-10	2-1	3	6	0	0	3	1	9
at Providence	2/6/07	* 38	5-9	0-3	1-1	0-1	1	6	1	0	4	2	11
at Rutgers	2/10/07	* 33	6-12	0-2	1-3	2-3	5	4	2	0	0	4	13
at Villanova	2/14/07	* 27	2-4	0-0	3-3	0-2	2	2	5	0	0	3	7
Notre Dame	2/18/07	* 30	2-7	0-1	1-1	1-0	1	2	1	0	1	0	5
Georgetown	2/21/07	18	1-1	0-0	1-2	1-2	3	3	3	0	1	0	3
at DePaul	2/24/07	19	1-4	0-0	0-0	1-2	3	1	2	0	0	3	2
Seton Hall	2/28/07	* 45	4-7	1-1	4-8	2-3	5	3	1	0	1	1	13
at West Virginia	3/3/07												

*denotes games started

Season Highs

- Points 16 multiple opp.
- FG 7 multiple opp.
- FGA 17 Ohio (12/30/06)
- 3FG 2 Temple (12/9/06)
- 3FGA 6 Ohio (12/30/06)
- FT 6 multiple opp.
- FTA 10 St. John's (2/4/07)
- Rebounds .. 8 West Va. (1/20/07)
- Assists 6 multiple opp.
- Blocks 1 multiple opp.
- Steals 5 Syracuse (1/17/07)

Career Highs

- Points 16 multiple opp.
- FG 7 multiple opp.
- FGA 17 Ohio (12/30/06)
- 3FG 2 Temple (12/9/06)
- 3FGA 6 Ohio (12/30/06)
- FT 6 multiple opp.
- FTA 10 St. John's (2/4/07)
- Rebounds .. 8 West Va. (1/20/07)
- Assists 6 multiple opp.
- Blocks 1 multiple opp.
- Steals 5 Syracuse (1/17/07)

CAREER STATISTICS


Season	GGS	Min	Avg	FG	FGA	Pct	3G	3GA	Pct	FT	FTA	Pct	Orb	Drb	REB	Avg	PF	D	Ast	To	Blk	Stl	Pts	Avg	
2006-07	29	25	848	29.2	93	242	.384	9	59	.153	44	73	.603	26	81	107	3.7	59	0	90	70	3	52	239	8.2
TOTAL	29	25	848	29.2	93	242	.384	9	59	.153	44	73	.603	26	81	107	3.7	59	0	90	70	3	52	239	8.2

45

JOHN WILLIAMSON

6-6, 225 Jr.

Columbus, Ohio



- Team leading rebounder (7.1), second in scoring (13.5).
- Third in the BIG EAST in offensive rebounding (3.3) and 10th overall.
- Has scored in double figures in all but seven games.
- Has averaged 17.3 points over his last six games, shooting .535 (38-of-71) from the field.
- Has tallied 16 points in each of his last two

games, extending his streak of double-figure scoring games to eight.

- Scored 23 points on 8-of-12 shooting from the field and had nine rebounds vs. Notre Dame (2/18/07).
- Tallied 19 points vs. Rutgers (2/10/07).
- Recorded 15 points and tied a career high with three steals vs. Providence (2/6/07).
- Had 13 points on 5-of-8 shooting vs. St. John's (2/4/07).
- Opened the overtime period with a three-point play that gave UC a lead it would not relinquish in its win over West Virginia (1/20/07); finished with 17 points and 13 rebounds, his fourth double-double.
- Had a career-high three steals vs. North Carolina State (12/23/06).
- Averaged 17.5 points and 12.0 rebounds to earn BIG EAST Honor Roll mention for the week Dec. 11-17.
- Scored 17 points and grabbed a career-high 16 rebounds vs. No. 4 Ohio State (12/16/06).
- Amassed 18 points and eight rebounds in the win over Xavier (12/13/06).
- Recorded a double-double with 15 points and 13 rebounds vs. Temple (12/9/06).
- Had a career-high 27 points on 11-of-15 shooting and grabbed 9 rebounds in the win over Oakland (11/29/06).
- Named MVP of the Jim Thorpe Association Classic after averaging 16.3 points and 6.0 rebounds in three Bearcat wins.
- Tallied 23 points on 8-of-11 shooting vs. Tennessee-Martin (11/11/06).
- Scored 18 points and had seven rebounds vs. Howard in his UC debut.

Pre-Cincinnati

- NJCAA Division II All-American in 2005-06 at Cincinnati State, playing for current UC video coordinator Andre Tate.
- Averaged 27.4 points and 11.7 as a sophomore.
- Helped school to a 26-9 record, state and regional titles and the finals of the NJCAA Tournament.

Academic Major: Criminal Justice. **Honors:** Bearcat Academic Honor Roll (Fall 2007).

2006-07 Game-by-Game Statistics

	Date	Min	Fg-Fga	3g-3ga	Ft-Fta	O-R- Rb	At	TO	Bk	St	Pf	Pts	
Howard	11/10/06	* 23	7 -11	0 -0	4 -7	3-4	7	2	0	1	1	3	18
Tenn.-Martin	11/11/06	* 32	8 -11	3 -5	4 -9	2-3	5	3	2	0	2	4	23
High Point	11/12/06	* 23	3 -7	2 -2	0 -5	1-5	6	1	3	1	0	4	8
Wofford	11/21/06	* 38	8 -13	1 -1	2 -4	3-8	11	3	0	0	0	2	19
Cent. Michigan	11/25/06	* 22	3 -5	1 -1	4 -4	3-4	7	0	3	1	0	5	11
Oakland	11/29/06	* 37	11 -15	1 -2	4 -7	4-5	9	3	1	0	0	3	27
UAB	12/2/06	* 23	2 -5	0 -1	1 -3	2-5	7	3	0	0	1	5	5
vs. Temple	12/9/06	* 34	6 -13	0 -2	3 -6	6-7	13	1	5	0	0	2	15
Xavier	12/13/06	* 37	6 -15	2 -5	4 -6	2-6	8	1	0	0	0	4	18
vs. Ohio St.	12/16/06	* 34	7 -18	0 -3	3 -6	9-7	16	0	2	0	0	2	17
North Car. St. ...	12/23/06	* 33	6 -16	0 -2	1 -2	2-2	4	0	2	0	3	2	13
Miami (Ohio)	12/27/06	* 25	3 -5	0 -0	0 -0	1-4	5	0	2	0	0	5	6
vs. Ohio	12/30/06	* 36	7 -8	0 -0	1 -2	5-4	9	2	1	0	0	2	15
at Memphis	1/4/07	* 32	4 -13	0 -1	3 -5	6-0	6	0	3	0	3	4	11
Rutgers	1/7/07	* 33	2 -7	0 -1	2 -2	2-4	6	0	2	1	0	4	6
at USF	1/14/07	* 24	1 -4	0 -0	0 -2	3-4	7	0	1	0	0	5	2
at Syracuse	1/17/07	* 28	4 -11	0 -0	3 -4	5-2	7	1	1	0	0	4	11
West Virginia	1/20/07	* 39	6 -15	0 -1	5 -7	6-7	13	1	1	0	1	3	17
Pittsburgh	1/24/07	* 37	6 -15	0 -1	3 -6	5-1	6	0	1	0	1	0	15
at Georgetown ...	1/27/07	* 35	0 -7	0 -0	3 -4	3-2	5	1	2	0	1	4	3
Louisville	1/31/07	* 18	0 -5	0 -0	0 -0	1-2	3	1	2	0	0	1	0
St. John's	2/4/07	* 23	5 -8	0 -0	3 -3	2-4	6	0	3	0	1	4	13
at Providence	2/6/07	* 36	7 -11	0 -0	1 -5	4-2	6	0	1	0	3	1	15
at Rutgers	2/10/07	* 37	7 -12	0 -0	5 -5	1-3	4	1	1	0	1	3	19
at Villanova	2/14/07	* 34	4 -10	1 -2	6 -10	1-4	5	0	2	0	1	3	15
Notre Dame	2/18/07	* 20	8 -12	0 -1	7 -10	5-4	9	0	4	0	0	4	23
Georgetown	2/21/07	* 38	7 -11	0 -0	1 -3	4-2	6	1	6	0	0	2	15
at DePaul	2/24/07	* 37	6 -16	0 -0	4 -7	2-4	6	2	1	0	2	2	16
Seton Hall	2/28/07	* 25	6 -10	0 -0	4 -4	3-2	5	2	1	0	0	4	16
at West Virginia	3/3/07												

*denotes games started

Season Highs

Points	27	Oakland (11/29/06)
FG	11	Oakland (11/29/06)
FGA	18	Ohio St. (12/16/06)
3FG	3	Tenn.-Martin (11/11/06)
3FGA	5	multiple opp.
FT	7	Notre Dame (2/18/07)
FTA	10	multiple opp.
Rebounds	16	Ohio St. (12/16/06)
Assists	3	multiple opp.
Blocks	1	multiple opp.
Steals	3	multiple opp.

Career Highs

Points	27	Oakland (11/29/06)
FG	11	Oakland (11/29/06)
FGA	18	Ohio St. (12/16/06)
3FG	3	Tenn.-Martin (11/11/06)
3FGA	5	multiple opp.
FT	7	Notre Dame (2/18/07)
FTA	10	multiple opp.
Rebounds	16	Ohio St. (12/16/06)
Assists	3	multiple opp.
Blocks	1	multiple opp.
Steals	3	multiple opp.

CAREER STATISTICS

Season	GGS	Min	Avg	FG FGA	Pct	3G 3GA	Pct	FT FTA	Pct	Orb	Drb	REB	Avg	PF	D	Ast	To	Blk	Stl	Pts	Avg				
2006-07	29	29	893	30.8	150	309	.485	11	31	.355	81	138	.587	96	111	207	7.1	91	4	29	53	4	21	392	13.5
TOTAL	29	29	893	30.8	150	309	.485	11	31	.355	81	138	.587	96	111	207	7.1	91	4	29	53	4	21	392	13.5



25 WALTER LEWIS

6-2, 185 Jr. Prince George, Va.

- Joined team in as a walk-on during preseason.
- Played in his first college game vs. North Carolina State (12/24/06).
- Saw action in one preseason exhibiton game.
- Three-year starter at Prince George (Va.) High.
- Helped school to two district titles.

- Averaged 11 points and six assists as a senior.

2006-07 Game-by-Game Statistics

	Min	Fg-Fga	3g-3ga	Ft-Fta	Pts	Reb	Ast	St	Blk	TO	Pf
Howard	dnp										
Tenn.-Martin	dnp										
High Point	dnp										
Wofford	dnp										
Central Michigan	dnp										
Oakland	dnp										
UAB	dnp										
Temple	dnp										
Xavier	dnp										
Ohio State	dnp										
North Carolina St.	1	0-0	0-0	0-0	0	0	0	0	0	0	0
Miami (Ohio)	dnp										
Ohio	dnp										
Memphis	dnp										
Rutgers	dnp										
USF	dnp										
Syracuse	dnp										
West Virginia	dnp										
Pittsburgh	dnp										
Georgetown	dnp										
Louisville	dnp										
St. John's	dnp										
Providence	dnp										
Rutgers	dnp										
Villanova	dnp										
Notre Dame	dnp										
Georgetown	dnp										
DePaul	dnp										
Seton Hall	dnp										
West Virginia											

*denotes games started

Career Highs

Points	0	FTA	0
FG	0	Rebounds	0
FGA	0	Assists	0
3FG	0	Steals	0
3FGA	0	Blocks	0
FT	0		

CAREER STATISTICS

Season	GGS	Min	Avg	FG	FGA	Pct	3G	3GA	Pct	FT	FTA	Pct	Orb	Drb	REB	Avg	PF	D	Ast	To	Blk	Stl	Pts	Avg
2006-07	1	-0	1	-1.0	0	-0	—	0	-0	—	0	-0	—	0	0	0.0	0	0	0	0	0	0	0	0.0
TOTAL	1	-0	1	-1.0	0	-0	—	0	-0	—	0	-0	—	0	0	0.0	0	0	0	0	0	0	0	0.0

Cincinnati Numerical Roster

No.	Name	Pos	Ht.	Wt.	Class	Exp	Hometown	High School/JC
1	Marvin Gentry	G	6-3	175	Jr.	JC	Ft. Worth, Texas	Poly/McLennan
3	Timmy Crowell	G	6-2	170	Jr.	JC	Albuquerque, N.M. ...	Sandia/Midland
5	Deonta Vaughn	G	6-1	200	Fr.	HS	Indianapolis, Ind.	Arlington/ Harmony (Ohio) School
10	Marcus Sikes	F	6-8	235	Jr.	JC	Richmond, Va.	Notre Dame Acad./ Mt. San Jacinto
11	Connor Barwin	F	6-4	240	So.	1L	Hazel Park, Mich. ..	U. of Detroit Jesuit
20	Branden Miller	G	6-4	180	So.	1L	Cincinnati, Ohio	Indian Hill
23	Ronald Allen	F	6-9	225	Sr.	1L	Los Angeles, Calif.	Artesia/ Los Angeles College
25	Walter Lewis	G	6-2	185	Jr.	HS	Prince George, Va.	Prince George
30	Cedric McGowan	F	6-7	225	Sr.	1L	Miami, Fla.	Northwestern/Kilgore
33	Jamual Warren	G	6-2	195	Jr.	JC	Springfield, Mass. .	Notre Dame Prep/ Globe Institute
45	John Williamson	F	6-6	225	Jr.	JC	Columbus, Ohio	Marion Franklin/ Cincinnati State

Pronunciation

Timmy Crowell	CROWE-ull
Cedric McGowan	SED-rick Mic-GOW-uhn
Deonta Vaughn	dee-ONT-ay VONN

KEY: 1L—one letter, 2L—two letters, etc.; JC—junior college; HS—high school; TR-transfer; 1sq—one year on squad.