



CINCINNATI

2022 BASEBALL GAME NOTES



2022 SCHEDULE / RESULTS

DATE	OPPONENT	TIME/RESULT
02/18	@ FGCU	W, 9-6
02/19	@ FGCU	W, 15-14
02/19	@ FGCU	L, 10-5
02/20	@ FGCU	L, 16-8
02/25	@ North Alabama	L, 5-2
02/26	@ North Alabama	Canceled
02/26	@ North Alabama	Canceled
02/27	@ North Alabama	Canceled
03/02	OHIO STATE	W, 5-4
03/04	NORTHWESTERN	W, 5-4
03/05	NORTHWESTERN	L, 10-8
03/05	NORTHWESTERN	W, 4-2
03/06	NORTHWESTERN	W, 16-5
03/08	@ Indiana	L, 7-0
03/11	Michigan State	L, 10-8
03/12	Kansas	Canceled
03/13	Western Carolina	L, 8-6
03/14	@ USC Upstate	L, 8-3
03/15	@ Wofford	L, 8-1
03/18	SAINT JOSEPH'S	L, 9-6
03/19	SAINT JOSEPH'S	W, 7-6
03/19	SAINT JOSEPH'S	W, 12-1
03/20	SAINT JOSEPH'S	W, 18-9
03/25	XAVIER	L, 8-7
03/27	@ Xavier	L, 8-7
03/28	Xavier	L, 6-5
03/30	XAVIER	L, 10-6
04/01	ECU *	W, 7-3
04/02	ECU *	L, 8-4
04/03	ECU *	L, 12-10
04/06	Wright State	W, 7-4
04/08	HOUSTON *	L, 5-4
04/09	HOUSTON *	W, 13-3
04/10	HOUSTON *	W, 9-6
04/12	@ Louisville	L, 18-10
04/14	@ Wichita State *	7 p.m.
04/15	@ Wichita State *	7 p.m.
04/16	@ Wichita State *	1 p.m.
04/20	INDIANA	6 p.m.
04/22	USF *	5 p.m.
04/23	USF *	4 p.m.
04/24	USF *	Noon
04/29	@ ECU *	6:30 p.m.
04/30	@ ECU *	4 p.m.
05/01	@ ECU *	1 p.m.
05/03	WRIGHT STATE	6 p.m.
05/06	@ Tulane *	7:30 p.m.
05/07	@ Tulane *	3 p.m.
05/08	@ Tulane *	2 p.m.
05/11	NKU	11 a.m.
05/13	MEMPHIS *	5 p.m.
05/14	MEMPHIS *	4 p.m.
05/15	MEMPHIS *	Noon
05/17	@ Ohio State	6:05 p.m.
05/19	@ UCF *	6 p.m.
05/20	@ UCF *	6 p.m.
05/21	@ UCF *	6 p.m.

AAC CHAMPIONSHIP

* May 24-29 (Clearwater, Florida • BayCare Ballpark)

* - AAC game; Home games, in **BOLD CAPS**, played at UC Baseball Stadium. Times and dates subject to change.

All home games will be broadcasted on ESPN+.



CINCINNATI

BEARCATS

VS

WICHITA STATE

SHOCKERS



APRIL 14-16, 2022 • ECK STADIUM • WICHITA, KAN.

CINCINNATI

2022 Record.....13-18, 3-3 AAC
Head Coach.....Scott Googins
Record at UC.....108-111 (5th)
Career Record.....449-468 (17th)

SERIES INFORMATION

Live Stats.....BearcatStats.com
Watch.....ESPN+
Series Record.....UC leads 8-2
Last Meeting.....2021

WICHITA STATE

2022 Record.....13-19, 2-4 AAC
Head Coach.....Eric Wedge
School Record.....57-44 (3rd)
Career Record.....Same

PROBABLE STARTING PITCHERS

THURSDAY, APRIL 14

7 p.m. • ESPN+

LHP **Conner Linn**

vs. RHP **Jace Kaminska**

FRIDAY, APRIL 15

7 p.m. • ESPN+

RHP **Beau Keathley**

vs. LHP **Jace Miner**

SATURDAY, APRIL 16

1 p.m. • ESPN+

TBD

vs. RHP **Cameron Bye**

CINCINNATI - The Bearcats will travel to Wichita, Kan. this weekend to take on the Wichita State Shockers for three conference games. The AAC opponents will begin the series on Thursday with first pitch set for 7:00 p.m. ET. Friday's game will begin at the same time and the series-finale on Saturday will start at 1:00 p.m.

The games will be streamed on ESPN+ and live stats will be available at BearcatStats.com.

SERIES BUSINESS

• UC trails in the all-time series against the Shockers, 8-2. The Bearcats have won seven out of the last eight matchups.

SETTING THE STAGE

• UC went 3-1 last week but is coming off an 18-10 loss to #3 Louisville Tuesday. It will look to get its conference record above .500 this weekend.
 • The Shockers dropped a game to #5 Oklahoma State Tuesday. They have lost six of their last seven.

ABOUT THE BEARCATS

• The Bearcats average 7.3 runs per game, which leads the American Athletic Conference.
 • The Bearcats have two players in the top-5 in home runs in the conference. Griffin Merritt is in first with 11 and Ryan Nicholson ranks fifth with eight of his own. Paul Komistek's 46 hits trail the conference leader by two.
 • Cincinnati is the one of two teams in the AAC that has five starters with five or more home runs - Merritt (11), Nicholson (8), Komistek (5), Cole Harting (5) and Joe Powell (5). Those five alone have accounted for 74% of the team's home runs and over 61% of the RBIs.
 • Merritt (1.167), Komistek (1.050) and Powell (1.229) each have over a 1.000 OPS, and Komistek (.383) and Powell's (.368) batting averages rank second and third in the AAC, respectively.
 • As a team, UC has hit 46 homers and 1.48 homers per game, both of which are best in the conference and in the top-35 nationally. The team also leads the AAC in slugging percentage (.491) and is second in batting average (.282).

PROBABLE STARTING LINEUP

NO.	NAME (B/T)	POS	HT	WT	YR	HOMETOWN	AVG	GP-GS	R	H	RBI	SB
32	Paul Komistek (R/R)	OF	6-2	200	r-Jr.	Knoxville, Tenn.	.383	31-31	30	46	19	4
15	Joe Powell (R/R)	C	5-10	160	r-So.	Mason, Ohio	.368	24-22	19	28	20	2
8	Griffin Merritt (R/R)	OF	6-2	225	r-Jr.	Cincinnati, Ohio	.340	29-28	25	36	31	2
44	Ryan Nicholson (L/L)	INF	6-3	215	r-So.	Louisville, Ky.	.267	31-31	27	32	24	6
10	Cole Harting (R/R)	OF	5-11	205	So.	West Chester, Ohio	.321	30-30	32	36	28	6
28	Kerrington Cross (R/R)	INF	6-0	200	r-Fr.	Brownsburg, Ind.	.279	29-27	25	29	16	7
3	JP Sponseller (L/R)	OF	5-10	200	r-So.	Mason, Ohio	.215	25-21	18	17	17	1
14	Wyatt Stapp (L/R)	INF	6-1	205	r-Sr.	Keller, Texas	.307	21-21	11	23	15	2
26	Max Palmieri (R/R)	INF	5-9	175	r-So.	Maineville, Ohio	.243	20-12	5	9	6	1



THE AMERICAN ON ESPN+

All 25 Cincinnati home baseball games will air on ESPN+. Most conference road games will be aired on ESPN+. Visit the opposing team's website for more information on its broadcast schedule.

Visit gobearcats.com/espn to subscribe and stream all the Bearcats' games this season.

SERIES ROTATION

GAME 1



CONNER LINN LHP #42

2022 STATS: 2-1, 20.0 IP, 3.60 ERA, 15 K's

Height: 6-2

Weight: 203

B/T: L/L

Year: Sophomore

Hometown: Kokomo, Ind.

High School: Western

LAST START

Linn had his toughest outing of the season against Houston, giving up four earned runs in 3.2 innings while striking out six.

2021 RECAP

Linn appeared in six games during his freshman year, pitching 9.2 innings. He threw 2+ innings on three occasions and threw a clean inning against ECU on May 14, 2021.

2022 GAME LOG (4 STARTS)

BEARCATS RECORD: 2-2

DATE	OPP	DEC	IP	H	R	ER	HR	BB	K	NP	ERA
3/5	Northwestern	W, 16-5	6.1	6	3	3	1	3	2	86	4.26
3/15	at Wofford	ND, L, 8-1	4.0	5	1	0	0	2	3	67	0.00
4/1	East Carolina	W, 7-3	6.0	5	1	1	1	2	4	95	1.50
4/8	Houston	L, 5-4	3.2	9	5	4	1	1	6	83	9.82
TOTALS		2-1	20.0	25	10	8	3	8	15	331	3.60

GAME 2



BEAU KEATHLEY RHP #2

2022 STATS: 3-1, 4.93 ERA, 38.1 IP, 50 K's

Height: 6-1

Weight: 165

B/T: R/R

Year: Junior

Hometown: Taylor, Mich.

High School: Truman

LAST START

Threw a seven-inning complete game against Houston on Saturday, striking out six and allowing only one earned run.

2021 RECAP

He appeared in 18 games and pitched 41 innings and had an ERA of 5.49 with 4 games started, 2 wins, 1 save, and 42 strikeouts. He pitched 6 innings versus Wichita State, along with recording his 150th career strikeout (4/24).

2022 GAME LOG (4 STARTS, 9 APPEARANCES)

BEARCATS RECORD: 4-5

DATE	OPP	DEC	IP	H	R	ER	HR	BB	K	NP	ERA
02/18	at FGCU	ND, W, 9-6	1.1	1	4	4	1	3	3	38	27.00
2/20	at FGCU	ND, L, 16-8	2.0	8	5	5	0	1	2	58	24.30
3/2	Ohio State	W, 5-4	6.1	4	0	0	0	1	8	--	0.00
3/8	at Indiana	ND, L, 7-0	0.1	0	0	0	0	2	0	24	0.00
3/10	vs. Mich. State	ND, L, 10-8	4.1	4	3	2	0	4	6	73	4.15
3/19	Saint Joseph's	W, 12-1	6.0	3	1	0	0	0	12	--	0.00
3/27	at Xavier	ND, L, 8-7	5.0	9	6	5	1	1	7	98	9.00
4/2	East Carolina	L, 8-4	6.0	8	4	4	1	2	6	97	6.00
4/9	Houston	W, 13-3	7.0	6	3	1	0	3	6	93	1.29
TOTALS		3-1	38.1	43	26	21	3	17	50	481	4.93

TBD

QUICK FACTS

GENERAL

Location	Cincinnati, OH 45221
Founded	1819
Enrollment	46,710
Conference	American Athletic
Nickname	Bearcats
Colors	Red (PMS 186) & Black
Home Field	UC Baseball Stadium
President	Neville G. Pinto, PhD
Director of Athletics	John Cunningham
Faculty Representative	Brian Hatch, PhD

HISTORY

First Year of Baseball	1888
All-Time Record	1,642-1801-21
No. Yrs in NCAA Tournament/Last	6/2019
Last NCAA Post-Season Opponent	Creighton, L, 6-1

COACHING STAFF

Head Coach	Scott Googins (Ohio Wesleyan '91)
Overall Record (Year)	449-468 (17th)
Record at Cincinnati (Year)	108-111 (5th)
Assistant Coach	JD Heilmann (Cincinnati '97)
Year at Cincinnati	Fifth/10th
Assistant Coach	Kyle Sprague (Malone '11)
Year at Cincinnati	Fifth
Volunteer Assistant	Lee Sponseller (Ohio Dominican '17)
Year at Cincinnati	Second

SUPPORT STAFF

Director of Operations	Andy Nagel (7th season)
Athletic Trainer	Mary Ankrom (5th season)
Strength & Conditioning	Chaz Calloway (7th season)

2021 INFORMATION

Overall Record:	29-26
Home	17-8
Road	12-16
Neutral	0-2
Conference Record	18-14
Home	10-6
Road	8-8
Finish	4th
2021 AAC Championship	0-2

2022 TEAM

Position Starters Returning/Lost:	6/3
Pitching Starters Returning/Lost:	2/2

2022 SCHEDULE INFORMATION

Home/Away, Neutral Games:	24/27/4
American Home/Away Games:	12/12
Non-Conf. Home/Away, Neutral Games:	12/15/4

COMMUNICATIONS

Baseball Contact	Alex Pepke
Phone	412-996-5598
Email	pepkeaj@mail.uc.edu
Secondary Baseball Contact	Connor Boyle
Phone	513-556-2234
Email	boylecp@ucmail.uc.edu

FOLLOW THE BEARCATS

For all the latest information on Cincinnati baseball, please visit GoBEARCATS.com. For up-to-the-minute updates, follow UC baseball (@GoBearsBase) on Twitter, Instagram and Facebook.

MATCHING THEM UP

BATTING	AVG	OPS	GP	AB	R	H	2B	3B	HR	RBI	TB	SLG%	BB	HBP	SO	GDP	OB%	SF	SH	SB-A
Cincinnati	.282	.870	31	1045	227	295	60	10	46	199	513	.491	154	17	296	13	.379	12	11	37-52
Wichita St	.243	.722	32	1071	162	260	43	7	34	150	419	.391	116	29	314	12	.331	8	8	25-36

PITCHING	ERA	WHIP	W-L	APP	CG	SH	SV	IP	H	R	ER	BB	SO	2B	3B	HR	AB	AVG	WP	HBP	BK	SFA	SHA
Cincinnati	6.92	1.77	13-18	113	2	0	3	258.2	303	233	199	156	237	73	9	34	1030	.294	26	46	5	11	11
Wichita St	5.44	1.49	13-19	135	0	2	4	276.1	290	186	167	121	274	66	4	31	1085	.267	20	40	4	12	17

CINCINNATI SLUGGERS

- The Bearcats rank 35th in the nation with 46 homers and 33rd in homers per game (1.48), both of which are tops in the AAC.
- In the conference, UC leads in slugging % (.491) and total bases (513). Its .379 on-base percentage is good for third in the AAC.
- Griffin Merritt (.755) and Joe Powell (.750) rank first and second, respectively, in the AAC in slugging %. Those numbers are good for 25th and 29th in the country.
- UC is one of four teams to have two players in the top-30 nationally in slugging % (Texas, Tennessee, Virginia Tech)

CARDIAC 'CATS

- The Bearcats have already ended four games this year with walk-offs - two homers, a triple and a wild pitch.
- On March 2, Cam Scheler hit a pinch-hit walk-off homer to right field to beat Ohio State.
- Just three days later on March 5, Cole Harting hit his first homer of the year at the perfect time, driving one to right to beat Northwestern, 4-2.
- Joe Powell hit a two-run triple to deep center against Houston on April 9 to walk-off against the Cougars.

BEARCATS IN THE OUTFIELD

- Three Bearcats were named to the preseason All-AAC team - OF Paul Komistek, OF Cole Harting and OF Griffin Merritt.
- Harting, a sophomore, hit .289, led the team in runs (49, 5th in AAC) and tied for the team-lead in home runs (10) in his true freshman season.
- Merritt, a junior, tied with Harting for the team-lead in home runs (10), was third in RBIs (38) and ranked fifth in OPS (.873).
- All three landed on D1 Baseball's Preseason Top 150 Outfielders list. Komistek was ranked 26th in the nation, Harting was placed at 77th and Merritt came in at 127th.

LAST TIME VS THE SHOCKERS

- The last time UC and Wichita State played was April 23-25, 2021. The Bearcats took three of four games by a combined score of 25-13.
- Cole Harting finished the series with seven hits, five runs scored, four walks and two SB.
- Paul Komistek slugged .773 with seven hits in the four games.

AAC PLAY

- The Bearcats went 1-2 against ECU in the opening weekend of AAC play, but bounced back and went 2-1 against Houston.
- Coming into this week, head coach Scott Googins has a 46-40 (.530) record at UC in conference play.
- The Bearcats will follow the Wichita State series with two more home series and two more road series, ending with three games against UCF on May 19-21 before the conference tournament begins on May 24.

A NEW STANDARD

- UC was picked by the conference's coaches to finish in third place in the AAC in 2022, which is the highest since joining the conference for the 2014 season.
- The highest the Bearcats have ever been picked to finish in the AAC prior to this year was fifth in 2017.

GOING, GOING, GONE

- After the first weekend of college baseball this year, UC led the nation in home runs with nine. They now rank first in the conference and 35th in the nation with 46.
- Harting, Komistek and Powell have five each, Nicholson has eight and Merritt has 11 long balls.
- Joe Powell has his five homers in only 76 at-bats, averaging one every 15.2 ABs.
- The Bearcats launched 67 homers during the 2021 season, which ranked third in the conference. They are on pace for 78 right now.

KOMISTEK RAKES

- Through 31 games, Komistek is second in the AAC with a .383 batting average and is second in the league in hits with 48.
- He's second on the team in runs (30), ranks second in total bases (69), third in homers (5) and third in slugging % (.575).
- His .475 on-base percentage is the third-highest in the conference.
- The redshirt junior outfielder from Knoxville, Tenn. was named the 2022 Preseason AAC Player of the Year by the league's coaches.
- In the conference, he ranked second in BA (.364), third in slugging percentage (.599) and second in on-base percentage (.459), which all led UC in 2021.
- Komistek is only the second UC player to be named the AAC Preseason Player of the Year. The other was Ian Happ in 2015, who is now an outfielder for the Chicago Cubs.

NOT YOUR AVERAGE JOE

- In 24 games played, catcher Joe Powell is hitting .368 (3rd in AAC), has an OBP of .479 (2nd in AAC) and is slugging .750 (2nd in AAC).
- His five homers rank third on the team and his three triples are the second most in the conference.
- In the field, Powell has a 1.000 fielding % and has thrown out eight runners on the basepaths this season.

MILESTONE WATCH

- Head coach Scott Googins now has 108 wins at UC in his five seasons, which is the third-most for a Bearcats coach. He ranks behind only Brian Cleary (434) and Glenn Sample (391).
- Tristan Weaver recorded his 150th career strikeout on March 25 against Xavier. He now has 153 in his career (30 at UC, 123 at Indiana State).
- Coming into 2022, Komistek had a career .579 slugging % and a .442 on-base %. The slugging % would rank eighth in UC history and the on-base % would rank sixth.

HOME COOKING

- UC won its first home game against Ohio State, 5-4. That marks the sixth-straight year it has won its home opener.
- Cincinnati followed that up by winning three of four against Northwestern, starting the year 4-1 at home.
- The Bearcats have a 295-185 (.613) all-time record at UC Baseball Stadium and have only had three seasons with a .500 winning percentage or lower at home.
- Since 2016, the team's home record is 103-56 (.647).
- The Bearcats just finished up a stretch where they played 13 of 15 games at home.

NOTES

WEEKLY HONORS

AAC PLAYER OF THE WEEK

NAME	HONOR [Date]
Beau Keathley	Pitcher of the Week - March 21

HONOR ROLL

NAME	DATE
Paul Komistek	Feb. 21
JP Sponseller	March 7
Cole Harting	April 11

COLLEGIATE BASEBALL'S PLAYER OF THE WEEK

NAME	HONOR [Date]
JP Sponseller	March 7

PRESEASON ALL-AAC

Paul Komistek (OF), Cole Harting (OF), Griffin Merritt (OF)
Paul Komistek - AAC Preseason Player of the Year

CURRENT PRO PLAYERS

MAJOR LEAGUE BASEBALL

NAME	TEAM
Ian Happ	Chicago Cubs
Josh Harrison	Chicago White Sox
Art Warren	Cincinnati

MINOR LEAGUE BASEBALL

NAME	TEAM
Cam Alldred	Indianapolis (AAA - Pittsburgh)
AJ Bumpass	Free Agent
Ryan Noda	Tulsa (AA - Los Angeles)
Manny Rodriguez	Binghamton (AA - NY Mets)
Joey Weimer	Wisconsin (High A - Milwaukee)
Garrett Schoenle	ACL (Rookie - White Sox)
Evan Shawver	ACL (Rookie - Colorado)

INDEPENDENT

NAME	TEAM
AJ Kullman	USPBL
Jace Mercer	Frontier League
JT Perez	Frontier League
Eric Santiago	USPBL

2022 AMERICAN CONFERENCE STANDINGS

SCHOOL	AAC	AAC%	OVERALL	%	H	A	N	STK
Tulane	5-1	0.833	23-10-1	0.691	14-6-1	9-4	0-0	W1
UCF	5-1	0.833	21-12	0.636	14-7	7-5	0-0	W3
East Carolina	4-2	0.667	19-15	0.559	11-8	8-7	0-0	W1
Houston	3-3	0.500	21-12	0.636	15-5	6-4	0-3	L3
Cincinnati	3-3	0.500	13-18	0.419	11-7	2-8	0-3	L1
Wichita State	2-4	0.333	13-19	0.406	6-6	7-12	0-1	L1
South Florida	1-5	0.167	19-14	0.576	16-8	3-6	0-0	L1
Memphis	1-5	0.167	13-15	0.464	9-11	4-4	0-0	L2

THE BULLPEN CREW

- Jackson Murphy (22), Max Bergmann (16), Beau Keathley (14) and Aiden Bradbury (10) were all among the team leader bullpen appearances last season.
- Bergmann has thrown 33.1 innings, including five outings where he's gone four or more innings in relief.
- Evan Kemp has a 2.57 ERA in eight appearances out of the bullpen so far.
- Murphy earned his second win of the season against Wright State on April 6, and threw two more shutout innings against Houston. Five of his last six outings have been scoreless as he's proving to be one of UC's top arms out of the bullpen.

SHUT 'EM DOWN

- Conner Linn pitched a quality start in his first-ever start, going 6.1 innings while only giving up three runs. He now has a 3.60 ERA in four starts and threw six innings of one-run ball against ECU on April 1.
- Tristan Weaver threw a seven-inning complete game against Northwestern on March 4, striking out six.
- In his first career home start, Garrett Harker was one out shy from throwing a seven-inning complete game.

BIG BEAU

- Beau Keathley earned AAC pitcher of the week after throwing six shutout innings against Saint Joseph's while striking out 12 batters on March 19.
- He just threw a complete game against Houston on April 9, giving up only one earned run and striking out six batters.

OPENING DAY IN Cincy

- The Bearcats hosted Ohio State on March 2 for opening day, scheduled less than 48 hours before first pitch.
- Fans set a new stadium attendance record at 2,451.
- The game ended on Cam Scheler's pinch-hit walk-off home run in the ninth-inning.

WELCOME TO CLIFTON

- JP Sponseller, a redshirt sophomore outfielder, came from Elon and now has a three-homer game to his name, the first by a UC player since 2007. His older brother, Lee, is a volunteer assistant coach in the program.
- Tristan Weaver is a LHP that came to UC from Indiana State. He has started six games and has 30 strikeouts.
- Other transfers include Ryan Steckline (LHP, Monmouth), Max Palmieri (INF, Lincoln Memorial) and Kameron Guidry (INF, Georgia).
- Palmieri put together a three-hit performance against Xavier on March 28, and drove in four runs in the series against ECU.

BEARCATS WITH A BRIGHT FUTURE

- UC placed two players in D1 Baseball's top-10 AAC prospects for the 2023 MLB Draft with Harting (No. 4) and Harker (No. 9) both earning spots on the list.
- UC was also represented in the AAC prospect ranking for the 2022 MLB Draft. Hopewell (No. 21); Komistek (No. 24); Nicholson (No. 31); Powell (No. 33) and Merritt (No. 36) all garnered attention as draft-eligible players.
- Both Harker (No. 6) and catcher Boston Smith (No. 10) were named impact freshman to watch in 2022.



UC BASEBALL STADIUM

HOME OF THE BEARCATS

YEAR-BY-YEAR RECORD - UC BASEBALL STADIUM

YEAR	W	L	YEAR	W	L
2004	1	2	2014	13	9
2005	16	13	2015	10	14
2006	22	10	2016	18	7
2007	20	10	2017	15	11
2008	23	11	2018	19	11
2009	21	13	2019	16	12
2010	18	12	2020	7	0
2011	19	1	2021	17	8
2012	10	20	2022	11	7
2013	19	16	TOTAL	296	187
			(.613 winning percentage)		

OPENED: 2004

CAPACITY: 3,085

DIMENSIONS: 325-370-400-370-325

SURFACE: Motz Group TriplePlay HP

UC Baseball Stadium has been the home of the Cincinnati Bearcats baseball team since the end of the 2004 season.

The first game played at the 3,085-seat, on-campus facility occurred on May, 20 2004 when the Bearcats hosted UAB in the final series of 2004. The opening game was played on a Thursday night, before a crowd of 2,200.

Since its opening, the stadium has seen a UC great recognized within the facility. In May 2005, coaching legend Glenn Sample was honored with the walkway outside the field being named Glenn Sample Way. Sample, Ed Jucker and Kevin Youkilis have their numbers retired on the left-field wall.

The stadium, which was voted the favorite road stadium in the BIG EAST Conference to visit, is located directly east of the spot where Johnny Bench Field, UC's previous home, sat for a number of years.

Acting on a recommendation by President Neville G. Pinto, the UC Board of Trustees unanimously voted on June 23, 2020 to remove the name of the late Cincinnati Reds owner and philanthropist Marge Schott from the university's baseball stadium and a second space. The stadium held the name of Marge Schott Stadium from 2006-2020.

FEATURES

- Batting Cages
- Indoor batting cages and pitcher's mound
- A fully equipped press box with private viewing areas
- A player's clubhouse and lounge
- Dressing rooms for coaches
- Full laundry and equipment facilities
- State-of-the-art training room
- Fully-lighted playing field

THE LAST TIME A BEARCATS PLAYER ...

Hit for the cycle.....	Anthony Snowell; May 7, 1999 vs. Saint Louis
Hit a grand slam.....	Cole Harting; April 10, 2022 vs. Houston
Hit a walk-off homerun.....	Cole Harting March 5, 2022 vs Northwestern
Hit a walk-off base hit.....	Joe Powell vs. Houston, April 10, 2022
Walk-off RBI without a hit.....	bases-loaded HBP; Feb. 24, 2013 vs. Western Carolina
Led off the game with a homerun	Joe Powell, March 13, 2022 vs. Western Carolina
Hit back-to-back homeruns.....	Powell-Nicholson, 3rd inning vs ECU, April 3, 2022
Hit back-to-back-to-back homeruns.....	Singer-McMillin-Hinton; April 21, 1999 vs Ohio, 9th inning
Hit two homeruns in a game.....	JP Sponseller; 3; March 5, 2022 vs. Northwester, Game 2
Hit 3+ homeruns in a game.....	JP Sponseller; 3; March 5, 2022 vs. Northwester, Game 2
Hit a homerun in two straight games	Ryan Nicholson vs Xavier, March 28 and 30, 2022
Hit a homerun in three straight games.....	Ryan Nicholson at FGCU, Feb. 19 (1), 19 (2) and 20, 2022
Hit an inside-the-park homerun.....	Paul Komistek; March 29, 2020 vs Oakland
Hit two doubles in a game.....	Joe Powell vs. Saint Joseph's, March 19, 2022
Hit three doubles in a game.....	Jace Mercer, May 9, 2021 at Houston
Hit two triples in a game	Kerrington Cross; March 19, 2022 vs Saint Joseph's
Had four hits in a game	Paul Komistek; April 2, 2022 vs. ECU
Had five hits in a game	Paul Komistek; Feb. 19, 2022 at FGCU
Had 6+ hits in a game	Cole Harting, 6 at Xavier, March 20, 2021
Had four RBIs.....	Cole Harting; 5; April 10, 2022 vs. Houston
Had five RBIs.....	Cole Harting; 5; April 10, 2022 vs. Houston
Had 6+ RBIs.....	JP Sponseller; 7; March 5, 2022 vs. Northwester, Game 2
Scored three runs.....	Griffin Merritt; 3; April 3, 2022 vs. Louisville
Scored four runs.....	JP Sponseller; 4; March 5, 2022 vs. Northwester, Game 2
Scored 5+ runs	Jace Mercer, 5; February 28, 2020 vs Oakland
Stole 3+ bases	Jace Mercer, 3; April 16, 2021 at Memphis
Walked three times	Kerrington Cross; March 30, 2022 vs Xavier
Walked four times	Griffin Merritt vs vs. #5 Louisville, March 29, 2021
Had 15+ putouts.....	Cam Scheler - C, 16; Feb. 27, 2021 at WKU (Game 2)
Has 20+ putouts	Ryan Noda - 1B, 21; April 12, 2015 vs. Memphis
Had 8+ assists.....	Manny Rodriguez - SS, 9; April 28, 2017 at UConn
Threw a complete game.....	Beau Keathley, April 9, 2022 vs. Houston (7 innings)/Garrett Schoenle, May 7, 2021 at Houston, Game 1, (9 innings)
Threw a complete-game shutout	J.T. Perez; April 20, 2018 vs #24 UConn
Threw a complete game in back-to-back appearances.....	Tristan Hammans; April 14/21, 2015 vs. Xavier/Louisville
Two Bearcats threw consecutive complete games	Walker/Walsh; April 9/11, 2014, vs. Miami (OH)/UConn
Three Bearcats threw consecutive complete games	Orndorff/Zellner/Perez; May 8/13/14, 2016, vs. UCF/ Houston
Threw 10 or more strikeouts.....	Beau Keathley, 12; March 20, 2022 vs. Saint Joseph's
Pitched more than 9 innings in a game.....	B.J. Borsia, 9.2; May 18, 2002 vs. Saint Louis
Struck out four batters in an inning	Tony Cento; May 7, 1999 vs. Saint Louis
Threw a no-hitter	Chris Murphy; April 15, 1995 vs IUPUI

THE LAST TIME UC ...

Had 15-19 hits.....	18 vs. Saint Joseph's, March 20, 2022
Had 20+ hits.....	20 at Xavier, March 21, 2021
Scored 10-14 runs.....	10 vs. Louisville, April 13, 2022
Scored 15-19 runs.....	18; Saint Joseph's, March 20, 2022
Scored 20+ runs.....	22 at Xavier, March 20, 2021
Scored 10+ runs in one inning.....	10 runs, 6th inning; March 19, 2006 vs. Oakland
Hit 5+ doubles.....	5; vs. ECU, April 3, 2022
Hit 3+ triples.....	3; April 10, 2019 vs Miami
Hit three homeruns.....	vs Saint Joseph's, March 20, 2022
Hit four homeruns.....	vs. Northwestern, March, 5, 2022, Game 2
Hit 5+ homeruns	5 at Xavier, March 20, 2021
Stole five bases.....	vs. Tulane, May 21, 2021
Stole six bases.....	March 24, 2019 at USF
Stole 7+ bases.....	8; February 28, 2020 vs Oakland
Played 10 innings.....	vs. #11 East Carolina, May 14, 2021 (Game 2)
Played 11 innings.....	at FGCU, Feb. 19, 2022 (Game 1)
Played 12+ innings	12; February 26, 2021 at WKU
Swept a 3-game series	vs. Western Michigan, March 12-14, 2021
Was swept in a 3-game series	March 25-28, 2021 vs Xavier
Swept a 4-game series.....	March 25-30, 2022 vs. Xavier
Was swept in a 4-game series	April 1-3, 2021 at #11 ECU
Swept a double-header	March 19, 2022 vs. Saint Joseph's
Was swept in a double-header	April 3, 2021 at #11 ECU
Turned a triple play	8-6-3; at May 7, 2019 at Miami

ROSTER

ALPHABETICAL

#	NAME	POS.	HT.	WT.	B/T	YR	HOMETOWN/PREVIOUS SCHOOL
18	Max Bergmann	RHP	6-3	195	R/R	So.	Georgetown, Ind./St. Xavier [Ky]
41	Aiden Bradbury	RHP	6-3	202	R/R	So.	Carmel, Ind./Carmel
16	Dondrae Bremner	INF	6-2	199	L/R	R-Sr.	Toronto, Canada/Bill Crothers Secondary
28	Kerrington Cross	INF	6-0	200	R/R	R-Fr.	Brownsburg, Ind./Brownsburg
30	CJ Dean	OF	5-11	187	R/R	Fr.	Columbus, Ohio/Centennial
29	Carter Earls	LHP	6-4	215	L/L	Fr.	Middletown, Ohio/Bishop Fenwick
31	Kameron Guidry	INF	5-11	175	R/R	R-So.	Snellville, Ga./Redan/Georgia
13	Jose Guzman	RHP	6-4	205	R/R	So.	Indianapolis, Ind./Ben Davis
45	Colby Haines	RHP	6-3	200	R/R	R-Fr.	Union, Ky. /Ryle
9	Jake Hansen	INF	6-1	199	L/R	R-Sr.	Westchester, Ill./North Iowa Area CC
35	Garrett Harker	RHP	6-0	206	R/R	Fr.	Lebanon, Ind./Lebanon Senior
10	Cole Harting	OF	6-0	205	R/R	So.	West Chester, Ohio/Mason
38	Josh Hegemann	OF	6-0	170	L/L	So.	Liberty Township, Ohio/Badin
33	Chase Hopewell	RHP	6-4	197	R/R	R-So.	Hamilton, Ohio/Badin/Findlay
2	Beau Keathley	RHP	6-0	172	R/R	Sr.	Taylor, Mich./Oakland
0	Evan Kemp	LHP	6-3	208	L/L	R-So.	Mason, Ohio/Mason
32	Paul Komistek	OF	6-2	214	R/R	R-Jr.	Knoxville, Tenn./Tennessee
19	Blake Lemmon	RHP	6-2	176	R/R	Fr.	Chesterton, Ind./Chesterton
42	Conner Linn	LHP	6-2	203	L/L	So.	Kokomo, Ind./Western
24	Sean McLaughlin	INF	6-1	226	R/R	R-Jr.	Hendersonville, Tenn./Knights Academy
8	Griffin Merritt	OF	6-2	215	R/R	R-Jr.	Cincinnati, Ohio/La Salle
20	Jackson Murphy	RHP	6-2	231	R/R	R-Jr.	Cincinnati, Ohio/IMG Academy
17	Nick Murray	RHP	6-5	238	R/R	R-Jr.	Tyngsboro, Mass./St. Mark's School
27	Andrew Neff	LHP	6-1	213	R/L	Fr.	Mooresville, Ind./Mooresville
25	Ryan Nicholson	INF	6-4	220	L/L	R-So.	Louisville, Ky./St. Xavier
44	Tommy O'Connor	LHP	6-5	222	L/L	Fr.	Martinsville, Ind./Mooresville
26	Max Palmieri	INF	5-9	173	R/R	R-So.	Maineville, Ohio/Kings/Lincoln Memorial
15	Joe Powell	C	5-9	187	R/R	R-So.	Mason, Ohio/Mason
5	Cam Scheler	C	6-1	213	R/R	R-So.	Louisville, Ky./St. Xavier
43	Zach Segal	RHP	6-0	194	R/R	R-So.	Loveland, Ohio/Loveland
77	Alex Shea	LHP	6-5	202	L/L	R-So.	Union, Ky./St. Henry
21	Boston Smith	C	5-10	190	L/R	Fr.	Arcanum, Ohio/Vandalia Butler
22	Brett Souder	RHP	6-3	225	R/R	R-Jr.	South Lebanon, Ohio/Sinclair CC
3	JP Sponseller	OF	5-10	202	L/R	R-So.	Mason, Ohio/Mason/Elon
4	Sean Springer	INF	5-10	177	L/R	R-Fr.	Strongsville, Ohio/Holy Name
14	Wyatt Stapp	INF	6-1	190	L/R	R-Sr.	Keller, Texas/Tennessee
6	Ryan Steckline	LHP	6-2	228	L/L	Gr.	Newark, Del./Appoquinimick/Monmouth
23	Ben Vore	RHP	6-1	230	R/R	R-So.	Lexington, Ohio/Lexington
11	Tristan Weaver	LHP	6-0	188	L/L	Gr.	Auburn, ILL./Auburn/Indiana State

NUMERICAL

#	NAME	POS.
0	Evan Kemp	LHP
2	Beau Keathley	RHP
3	JP Sponseller	OF
4	Sean Springer	INF
5	Cam Scheler	C
6	Ryan Steckline	LHP
8	Griffin Merritt	OF
9	Jake Hansen	INF
10	Cole Harting	OF
11	Tristan Weaver	LHP
13	Jose Guzman	RHP
14	Wyatt Stapp	INF
15	Joe Powell	C
16	Dondrae Bremner	INF
17	Nick Murray	RHP
18	Max Bergmann	RHP
19	Blake Lemmon	RHP
20	Jackson Murphy	RHP
21	Boston Smith	C
22	Brett Souder	RHP
23	Ben Vore	RHP
24	Sean McLaughlin	INF
25	Ryan Nicholson	INF
26	Max Palmieri	INF
27	Andrew Neff	LHP
28	Kerrington Cross	INF
29	Carter Earls	LHP
30	CJ Dean	OF
31	Kameron Guidry	INF
32	Paul Komistek	OF
33	Chase Hopewell	RHP
35	Garrett Harker	RHP
38	Josh Hegemann	OF
41	Aiden Bradbury	RHP
42	Conner Linn	LHP
43	Zach Segal	RHP
44	Tommy O'Connor	LHP
45	Colby Haines	RHP
77	Alex Shea	LHP

COACHING STAFF

- 7 Scott Googins - Head Coach (5th Season)
- 13 JD Heilmann - Pitching Coach/Recruiting Coordinator (5th Season)
- 9 Kyle Sprague - Hitting Coach/Infielders (5th Season)
- 27 Lee Sponseller - Volunteer Assistant/Outfielders (2nd Season)

SUPPORT STAFF

- Andy Nagel - Director of Baseball Operations (7th Season)
- Mary Ankrom - Athletic Trainer (5th Season)
- Chaz Calloway - Strength & Conditioning (7th Season)

PRONUNCIATIONS

- Scheler: SHE-ler
- Segal: SEE-gull
- Hegemann: Heg-a-men
- Souder: Sowd-er
- Guidry: Gid-ree

ROSTER BY POSITION

- RHP.....13
- INF.....9
- LHP8
- OF6
- C.....3

ROSTER BY CLASS

- Freshmen7
- Redshirt Freshmen3
- Sophomores6
- Redshirt Sophomores11
- Juniors.....0
- Redshirt Junior6
- Seniors4
- Graduates.....2

ROSTER BY STATE

- Ohio.....16
- Indiana.....9
- Kentucky4
- Illinois.....2
- Tennessee.....2


- One Each: Canada, Georgia, Massachusetts, Michigan, Texas, Delaware

ROSTER BY COUNTRY

- Canada1
- United States.....38



EVAN KEMP
LHP • L/L • MASON, OHIO



BEAU KEATHLEY
RHP • R/R • TAYLOR, MICH.



JP SPONSELLER
OF • L/R • MASON, OHIO




SEAN SPRINGER
INF • L/R • STRONGSVILLE, OHIO




CAM SCHELER
C • R/R • LOUISVILLE, KY.



RYAN STECKLINE
LHP • L/L • NEWARK, DEL.



GRIFFIN MERRITT
INF • R/R • CINCINNATI, OHIO



JAKE HANSEN
INF • L/R • WESTCHESTER, ILL.




COLE HARTING
RHP • R/R • WEST CHESTER, OHIO




TRISTAN WEAVER
LHP • L/L • AUBURN, ILL.



JOSE GUZMAN
RHP • R/R • INDIANAPOLIS, IND.




WYATT STAPP
INF • L/R • KELLER, TEXAS



JOE POWELL
C • R/R • MASON, OHIO




DONDRAE BREMNER
INF • L/R • TORONTO, ONTARIO, CANADA



NICK MURRAY
RHP • R/R • TYNGSBORO, MASS.



MAX BERGMANN
RHP • R/R • GEORGETOWN, IND.



BLAKE LEMMON
RHP • R/R • CHESTERON, IND.




JACKSON MURPHY
RHP • R/R • CINCINNATI, OHIO



BOSTON SMITH
C • L/R • ARCANUM, OHIO




BRETT SOUDER
RHP • R/R • SOUTH LEBANON, OHIO



BEN VORE
RHP • R/R • LEXINGTON, OHIO



SEAN MCLAUGHLIN
INF • R/R • HENDERSONVILLE, TENN.




RYAN NICHOLSON
INF • L/L • LOUISVILLE, KY.



MAX PALMIERI
INF • R/R • MAINEVILLE, OHIO



ANDREW NEFF
LHP • R/L • MOORESVILLE, IND.



KERRINGTON CROSS
INF • R/R • BROWNSBURG, IND.




CARTER EARLS
LHP • L/L • MIDDLETOWN, OHIO




CJ DEAN
OF • R/R • COLUMBUS, OHIO



KAMERON GUIDRY
INF • R/R • SNELLVILLE, GA.



PAUL KOMISTEK
OF • R/R • KNOXVILLE, TENN.



CHASE HOPEWELL
RHP • R/R • HAMILTON, OHIO




GARRETT HARKER
RHP • R/R • LEBANON, IND.




JOSH HEGEMANN
OF • L/L • LIBERTY TOWNSHIP, OHIO




AIDAN BRADBURY
RHP • R/R • CARMEL, IND.



CONNER LINN
LHP • L/L • KOKOMO, IND.




ZACH SEGAL
RHP • R/R • LOVELAND, OHIO



TOMMY O'CONNOR
LHP • L/L • MARTINSVILLE, IND.



COLBY HAINES
RHP • R/R • UNION, KY.



ALEX SHEA
LHP • L/L • UNION, KY.

COACHING STAFF



SCOTT GOOGINS
HEAD COACH • 5TH SEASON



JD HEILMANN
PITCHING COACH



KYLE SPRAGUE
HITTING COACH / INFIELDBERS



LEE SPONSELLER
VOLUNTEER ASSISTANT / OUTFIELDERS

HEAD COACH SCOTT GOOGINS



SCOTT GOOGINS • HEAD COACH • FIFTH SEASON • OHIO WESLEYAN '92

Scott Googins was named the 28th head baseball coach at the University of Cincinnati on June 6, 2017 and will enter his fifth season in the spring of 2022.

Googins guided the Bearcats to their first winning season since 2011 in 2021. UC finished 29-26 and had five players named to the All-AAC First or Second Team. Left-handed pitcher Evan Shawver was drafted by the Colorado Rockies in the seventh round of the 2021 MLB Draft. The Bearcats had one of the best offenses in the conference in 2021, ranking in the top-three in just about every offensive category.

Prior to a pandemic-shortened 2020, Googins led the Bearcats to one of the most successful seasons in program history in 2019. Despite a slow 1-9 start, UC found itself as the No. 2 seed in the American Athletic Conference Tournament where they were yet to win a game. After winning its first three, UC went on to trounce UConn 22-5 to win the AAC Tournament title and advance to the NCAA postseason for the first time in 45 years.

Googins had made magic in the Queen City before and proved he could do it again in his second year. The team broke numerous records during the campaign. Six Bearcats earned All-AAC Tournament honors with AJ Bumpass being named the tournament MVP. Three players were named to the Corvallis Regional All-Tournament Team. Bumpass was later drafted by the Cincinnati Reds. The win over Oregon State marked Googins' 400th in his storied career.

In his first season, Googins guided UC to its best finish since 2011 as the Bearcats finished at 28-28 overall and an even 12-12 in American Athletic Conference play, one of the toughest RPI conferences in the nation. Shortstop Manny Rodriguez was drafted in the tenth round while pitchers Cam Alldred and J.T. Perez also were selected in the MLB draft. All three were all-conference honorees, marking the first time UC has ever had two first team honorees and three total honorees in AAC history. An impressive 23 Bearcats landed on the AAC All-Academic Team for having a 3.0 GPA or better. After posting a 3.20 fall GPA and 3.26 GPA in the spring, UC was recognized by the American Baseball Coaches Association with the Team Academic Excellence Award.

Googins made the move across town after 12 seasons as the head coach at Xavier. The all-time winningest coach in XU history, he compiled a 341-357 record with four NCAA Tournament appearances including back-to-back regional final berths in 2016 and 2017 and six regular season or conference tournament championships.

Googins led Xavier to a 34-27 finish in 2017. The Musketeers won their second-straight BIG EAST Tournament Championship and advanced to the

NCAA Regional Finals for the second-straight year.

During his 12 seasons at the helm at XU, Googins earned coaching accolades as the 2009 ABCA Mid-east Region Coach of the Year, the 2008 Atlantic 10 Coach of the Year and the 2016 BIG EAST Coaching Staff of the Year. Additionally, 11 of his players were chosen in the MLB First Year Player Draft since 2005.

Before taking the head coaching role at Xavier, Googins was an assistant at Miami (Ohio) from 2000-04. During his tenure working primarily with the outfielders, the RedHawks made four straight Mid-American Conference Tournament appearances. He was an assistant at Indiana from 1992-99, working with the Hoosiers' catchers, outfielders and hitters.

A native of Granville, Ohio, Googins was a three-year varsity letterwinner at Ohio Wesleyan in Delaware, Ohio. He moved into a coaching role as a senior and stayed on after graduation, coaching first base and working with the team's catchers.

Googins and his wife, Jody – a former volleyball standout at Xavier – live in West Chester, Ohio, with their daughter, Ellie, and two sons, Tommy and Charlie.

THE GOOGINS FILE

Hometown: Granville, Ohio

Wife: Jody

Children: Ellie, Tommy, Charlie

Education: Ohio Wesleyan '92

Playing Career: Ohio Wesleyan - 1989-92 (Catcher)

COACHING CAREER

YEAR	SCHOOL	POSITION
1992-1999	Indiana	Assistant Coach
2000-04	Miami (OH)	Assistant Coach
2005	Xavier	Assistant Coach
2006-17	Xavier	Head Coach
2018-	Cincinnati	Head Coach

CAREER ACCOMPLISHMENTS

- 2016 BIG EAST Coaching Staff of the Year
- 2009 ABCA Mid-east Region Coach of the Year
- 2008 Atlantic 10 Coach of the Year
- Five NCAA Appearances (2009, 2014, 2016, 2017, 2019)
- Six 30-win seasons (2019, 2016, 2014, 2013, 2011, 2009)

CHAMPIONSHIPS

- AAC Tournament Championship (2019)
- Three BIG EAST Tournament Championships (2014, 2016, 2017)
- BIG EAST Regular Season Championship (2016)
- Atlantic 10 Tournament Championship (2009)
- Atlantic 10 Regular Season Championship (2008)

MILESTONE WINS

FIRST WIN@ ETSU, 10-5 (02/16/06)
 100TH WIN Saint Joseph's, 6-6 (05/01/09)
 FIRST NCAA WIN vs. Sam Houston St., 9-6 (05/30/09)
 200TH WIN@ UAB, 12-4 (02/24/13)
 300TH WIN Villanova, 1-0 (05/19/16)
 400TH WIN Oregon State, 7-6 (05/31/19)

GOOGINS YEAR-BY-YEAR RECORD

YEAR	SCHOOL	OVERALL			CONFERENCE			FINISH	POSTSEASON
		W	L	PCT	W	L	PCT		
2006	Xavier	19	37	.339	9	18	.333	t-12th	
2007	Xavier	29	31	.483	17	10	.630	4th	
2008	Xavier	27	31	.466	19	8	.704	t-1st	
2009	Xavier	39	21	.650	18	9	.667	3rd	NCAA Regionals (1-2)
2010	Xavier	26	32	.448	18	9	.667	2nd	
2011	Xavier	30	27	.536	14	10	.583	4th	
2012	Xavier	28	28	.500	13	11	.542	7th	
2013	Xavier	32	26	.552	16	8	.667	4th	NCAA Regionals (1-2)
2014	Xavier	30	29	.508	8	10	.444	4th	
2015	Xavier	15	38	.283	3	15	.167	7th	NCAA Regionals (2-2)
2016	Xavier	32	30	.516	14	4	.778	1st	NCAA Regionals (2-2)
2017	Xavier	34	27	.557	10	6	.625	1st	
XAVIER TOTALS		341	357	.489	159	118	.571		6-8 (.429)
YEAR	SCHOOL	W	L	PCT	W	L	PCT	FINISH	POSTSEASON
2018	Cincinnati	28	28	.500	12	12	.500	6th	
2019	Cincinnati	31	31	.500	13	11	.542	2nd	NCAA Regionals (1-2)
2020	Cincinnati	7	8	.467	0	0	.000	n/a	
2021	Cincinnati	29	26	.510	18	14	.563	4th	
2022	Cincinnati	13	18	.419	3	3	.500		
CINCINNATI TOTALS		108	111	.493	46	40	.530		1-2 (.333)
CAREER TOTALS		450	467	.491	204	156	.566		7-10 (.412)

13

**JD HEILMANN****PITCHING COACH / RECRUITING COORDINATOR**

JD Heilmann started his second stint as an assistant coach at the University of Cincinnati in the summer of 2017.

In 2021, Heilmann mentored Evan Shawver, who was drafted in the seventh round by the Rockies, and Garrett Schoenle, who signed with the White Sox as a NDFA after the 2021 season.

In his first year, Heilmann guided JT Perez and Cam Allred to all-conference accolades and saw both move on to professional baseball. During the historic 2019 season, his pitching staff included two 12-strikeout performances and saw the second-most saves in a single-season by any UC closer in history.

Heilmann previously coached at UC from 2009-13, serving as the Bearcats pitching coach and recruiting coordinator and was responsible for bringing former All-American and current Chicago Cubs infielder Ian Happ to the Queen City.

He joined Head Coach Scott Googins' staff after working as the general manager of the Midland Baseball program, overseeing 18 amateur teams with ages ranging from 8-18. He also served as Prep Baseball Report's scouting supervisor (2016-17) and Scouting Director (2014-16) and was an associate scout for the Atlanta Braves (2015-17).

Heilmann is regarded as one of the top pitching coaches in college baseball and is known for his ability to develop and relate to pitchers.

He overtook a Cincinnati pitching staff that posted a 6.73 ERA in 2009 and shrunk the group's ERA to 4.25 in 2010, which ranked third in the BIG EAST Conference and 26th nationally.

Under Heilmann's tutelage, seven Bearcats went on to pitch in professional baseball. Six were selected in the Major League Baseball First-Year Player Draft.

Under the direction of Heilmann, third-team all-conference performer Andrew Burkett anchored the back end of Cincinnati's bullpen in 2010 and broke Cincinnati's single-season saves record with 14 after entering the campaign with one career save.

Prior to Cincinnati, Heilmann served as the pitching coach and recruiting coordinator at Xavier University for seven seasons and in 2009, he helped the Musketeers to a school record for wins en route to their first Atlantic-10 Conference Tournament Championship and NCAA Tournament appearance.

Heilmann played for the Bearcats in 1997 earned a communications degree while completing his eligibility at the University of Cincinnati following a transfer from Ball State.

A 1993 Moeller High School graduate, Heilmann helped the Crusaders capture a State Baseball Championship, while earning All-City and All-League honors.

Heilmann and his wife Raegene have two children, Dax and Ryley.

9

**KYLE SPRAGUE****HITTING COACH / INFELDERS**

Kyle Sprague joined the University of Cincinnati baseball staff in the summer of 2017.

His work on offense came through the loudest during the team's historic 2019 season when the Bearcats' bats went on a torrential pace during the postseason. During the 4-0 AAC Tournament run, UC broke the tournament records for runs (51), RBIs (47) and hits (60).

In 2021, UC ranked in the top-three in the AAC in nearly every offensive category, including batting average (2nd), slugging percentage (2nd), runs scored (2nd), home runs (3rd) and total bases (2nd).

During the pandemic-shortened 2020 season, UC ranked 12th in the nation in triples per game, 14th in doubles per game, 21st in on-base percentage, 30th in scoring and 31st in slugging percentage.

Sprague came to UC after two seasons on Head Coach Scott Googins' staff at Xavier University as the volunteer assistant coach.

"Kyle has been with me the past two years and is a great addition to our staff here at UC," Googins said. "He brings a lot to the table - he does an unbelievable job with developing infielders and is on the cutting edge with hitters. He's a young up-and-coming coach who's very energetic and passionate about what he does."

During his two seasons at Xavier, the Musketeers won a BIG EAST Conference regular season championship (2016), two-straight league tournament championships (2016 & 17) and played in consecutive regional finals in the NCAA Championship (2016 & 17).

Sprague worked with hitters and infielders and assisted with outfielders at Xavier. The Musketeers set a school record with a .977 fielding percentage in 2017 after tying the previous record with a .974 mark in 2016.

Sprague has previous experience in the American Athletic Conference having served as a volunteer assistant coach at UCF in 2015.

Under Sprague in 2015, all three of the Knights outfielders - Erik Barber, Sam Tolleson and Derrick Salberg - were honored to one of The American's three all-conference teams.

Sprague has extensive experience as a camp instructor, working at the Marc Wilkins Baseball Academy from 2007-12 and for Cal Ripken Baseball in 2009. He also has served as a camp instructor at Clemson, Vanderbilt, Tennessee, LSU and Mississippi State, among others.

The Mansfield, Ohio, native graduated from Malone (Ohio) University with degrees in business administration and sports management. He played collegiately at Malone and Tiffin University.

Sprague and his wife Erin live in Cincinnati.

40

**LEE SPONSELLER****VOLUNTEER ASSISTANT / OUTFELDERS**

Lee Sponseller rejoined the Cincinnati baseball staff in August 2020 as the volunteer assistant coach.

He works with the outfielders as well as the hitters and perform other duties necessary for the advanced development of the student-athletes.

In 2021, Sponseller assisted in the development of an offense that ranked in the top-three in the AAC in nearly every offensive category, including batting average (2nd), slugging percentage (2nd), runs scored (2nd), home runs (3rd) and total bases (2nd).

He also had a short stint as UC's volunteer director of player development.

Sponseller previously coached at Ohio Dominican, serving as the volunteer assistant coach, handling the team's hitting and outfielders as well as assisting with base running. He played at Ohio Dominican, finishing his career with a .367 batting average with 26 homeruns and 108 RBIs.

From there, he spent one year as a graduate transfer at Coastal Carolina, hitting .290 during the season with six homeruns and 42 RBI, including three grand slams.

Sponseller earned a bachelor's degree in finance and economics from Ohio Dominican in May 2017 and graduated with an MBA from Coastal Carolina in August 2018. He currently resides in Mason, Ohio.

2022 STATISTICS

2022 RECORD: 13-18 (HOME: 11-7; ROAD: 2-8; AAC: 3-3; NEUTRAL: 0-3)

2022 Cincinnati Baseball Overall Statistics for Cincinnati (as of Apr 13, 2022) (All games Sorted by Batting avg)

Record: 13-18 Home: 11-7 Away: 2-9 Neutral: 0-2 Conference: 3-3

Player	avg	gp-gs	ab	r	h	2b	3b	hr	rbi	tb	slg%	bb	hp	so	gdp	ob%	sf	sh	sb-att	po	a	e	fld%
32 Komistek, Paul	.383	31-31	120	30	46	6	1	5	19	69	.575	19	2	26	1	.475	0	1	4-4	51	4	1	.982
15 Powell, Joe	.368	24-22	76	19	28	8	3	5	20	57	.750	15	2	19	1	.479	1	0	2-3	146	18	0	1.000
8 Merritt, Griffin	.340	29-28	106	25	36	9	1	11	31	80	.755	11	2	31	2	.412	0	0	2-3	43	1	1	.978
10 Harting, Cole	.321	30-30	112	32	36	5	1	5	28	58	.518	16	0	38	0	.394	4	0	6-10	75	0	3	.962
28 Cross, Kerrington	.279	29-27	104	25	29	3	4	2	16	46	.442	16	1	31	0	.377	1	3	7-12	31	52	11	.883
25 Nicholson, Ryan	.267	31-31	120	27	32	8	0	8	24	64	.533	12	2	19	3	.338	2	0	6-6	228	9	0	1.000
3 Sponseller, JP	.215	25-21	79	18	17	5	0	4	17	34	.430	18	1	21	0	.364	1	1	1-1	0	0	0	.000
4 Springer, Sean	1.000	2-0	1	0	1	1	0	0	0	2	2.000	0	0	0	0	1.000	0	0	0-0	0	0	0	.000
14 Stapp, Wyatt	.307	21-21	75	11	23	3	0	0	15	26	.347	11	0	12	1	.386	2	0	2-3	11	45	1	.982
16 Bremner, Dondrae	.263	16-14	38	7	10	3	0	1	2	16	.421	5	0	18	0	.349	0	2	0-1	9	27	3	.923
26 Palmieri, Max	.243	20-12	37	5	9	2	0	1	6	14	.378	7	2	10	1	.391	0	3	1-2	20	34	3	.947
31 Guidry, Kameron	.214	12-7	28	6	6	1	0	1	4	10	.357	5	0	11	0	.333	0	0	2-2	15	11	1	.963
5 Scheler, Cam	.184	14-8	38	7	7	2	0	2	7	15	.395	7	1	19	0	.326	0	0	0-0	76	9	0	1.000
21 Smith, Boston	.179	11-6	28	3	5	1	0	1	2	9	.321	0	1	12	0	.200	1	0	1-1	27	0	2	.931
9 Hansen, Jake	.143	21-17	56	7	8	3	0	0	5	11	.196	8	2	20	3	.273	0	0	3-3	31	32	3	.955
24 McLaughlin, Sean	.118	11-3	17	1	2	0	0	0	1	2	.118	2	1	2	1	.250	0	0	0-1	3	0	0	1.000
38 Hegemann, Josh	.000	12-1	10	4	0	0	0	0	2	0	.000	2	0	7	0	.167	0	1	0-0	4	0	0	1.000
Totals	.282	31	1045	227	295	60	10	46	199	513	.491	154	17	296	13	.379	12	11	37-52	776	279	37	.966
Opponents	.294	31	1030	233	303	73	9	34	206	496	.482	156	46	237	17	.406	11	11	27-42	779	238	46	.957

LOB - Team (233), Opp (245). DPs turned - Team (19), Opp (15). IBB - Team (2), Nicholson 1, Komistek 1, Opp (2). Picked off - Nicholson 1, Sponseller 1, Scheler 1, Powell 1.

(All games Sorted by Earned run avg)

Player	era	w-l	app	gs	cg	sho	sv	ip	h	r	er	bb	so	2b	3b	hr	b/avg	wp	hp	bk	sfa	sha
2 Keathley, Beau	4.93	3-1	9	4	1	0/0	0	38.1	43	26	21	17	50	6	0	3	.270	0	4	0	0	0
18 Bergmann, Max	5.13	0-2	11	0	0	0/0	0	33.1	40	20	19	9	31	7	1	4	.301	2	5	1	1	0
0 Kemp, Evan	2.57	0-0	8	0	0	0/0	0	7.0	7	5	2	6	4	3	1	1	.269	3	2	0	1	1
42 Linn, Conner	3.60	2-1	4	4	0	0/0	0	20.0	25	10	8	8	15	9	0	3	.316	0	1	1	0	2
20 Murphy, Jackson	4.80	2-2	12	0	0	0/0	0	15.0	18	9	8	0	12	2	1	1	.305	0	3	0	0	0
6 Steckline, Ryan	5.52	2-0	11	0	0	0/0	1	14.2	17	11	9	6	20	2	1	5	.288	2	3	0	0	0
11 Weaver, Tristan	5.90	3-3	7	6	1	0/0	0	29.0	33	23	19	15	30	14	1	3	.277	2	2	0	2	2
29 Earls, Carter	6.23	0-0	2	1	0	0/0	0	4.1	3	3	3	3	5	1	0	0	.214	0	4	0	0	0
23 Vore, Ben	6.30	0-1	7	1	0	0/0	0	10.0	11	11	7	8	5	1	2	1	.289	3	1	0	2	0
35 Harker, Garrett	8.00	1-1	8	5	0	0/0	0	27.0	30	26	24	16	18	5	2	6	.288	3	2	1	1	1
43 Segal, Zach	8.78	0-2	8	6	0	0/0	1	27.2	33	29	27	19	16	9	0	2	.303	3	9	2	1	2
17 Murray, Nick	9.00	0-0	3	0	0	0/0	0	3.0	2	3	3	6	1	0	0	0	.250	1	1	0	2	0
77 Shea, Alex	9.60	0-3	9	3	0	0/0	0	15.0	15	23	16	18	16	4	0	3	.263	3	4	0	1	3
33 Hopewell, Chase	14.66	0-1	10	0	0	0/0	1	11.2	19	20	19	17	10	7	0	1	.373	2	2	0	0	0
27 Neff, Andrew	18.00	0-0	1	0	0	0/0	0	1.0	2	2	2	1	2	1	0	0	.400	0	0	0	0	0
41 Bradbury, Aiden	54.00	0-1	2	1	0	0/0	0	1.1	3	8	8	5	2	2	0	0	.429	2	3	0	0	0
44 O'Connor, Tommy	99.00	0-0	1	0	0	0/0	0	0.1	2	4	4	2	0	0	0	1	.667	0	0	0	0	0
Totals	6.92	13-18	31	31	2	0/0	3	258.2	303	233	199	156	237	73	9	34	.294	26	46	5	11	11
Opponents	6.17	18-13	31	31	1	1/1	11	259.2	295	227	178	154	296	60	10	46	.282	33	17	1	12	11

PB - Team (9), Scheler 5, Smith 2, Powell 2, Opp (10). Pickoffs - Team (5), Bergmann 2, Powell 1, Harker 1, Scheler 1, Opp (4). SBA/ATT - Powell (17-25), Scheler (8-14), Vore (5-7), Bergmann (3-7), Hopewell (4-5), Murphy (2-4), Keathley (2-3), Segal (2-3), Earls (0-2), Weaver (2-2), Linn (2-2), Smith (2-2), Shea (2-2), Steckline (1-2), O'Connor (1-1), Murray (1-1), Kemp (0-1).

**2022 Cincinnati Baseball
Overall Statistics for Cincinnati (as of Apr 13, 2022)
(All games Sorted by Fielding pct)**

Player	c	po	a	e	fld%	dp	sba	csb	sba%	pb	ci
25 Nicholson, Ryan	237	228	9	0	1.000	17	0	0	---	0	0
15 Powell, Joe	164	146	18	0	1.000	2	17	8	.680	2	0
5 Scheler, Cam	85	76	9	0	1.000	0	8	6	.571	5	0
35 Harker, Garrett	5	0	5	0	1.000	0	0	0	---	0	0
38 Hegemann, Josh	4	4	0	0	1.000	0	0	0	---	0	0
20 Murphy, Jackson	4	1	3	0	1.000	0	2	2	.500	0	0
77 Shea, Alex	3	1	2	0	1.000	0	2	0	1.000	0	0
0 Kemp, Evan	3	1	2	0	1.000	0	0	1	.000	0	0
24 McLaughlin, Sean	3	3	0	0	1.000	1	0	0	---	0	0
43 Segal, Zach	2	0	2	0	1.000	1	2	1	.667	0	0
11 Weaver, Tristan	2	0	2	0	1.000	0	2	0	1.000	0	0
33 Hopewell, Chase	1	0	1	0	1.000	0	4	1	.800	0	0
23 Vore, Ben	1	0	1	0	1.000	0	5	2	.714	0	0
14 Stapp, Wyatt	57	11	45	1	.982	6	0	0	---	0	0
32 Komistek, Paul	56	51	4	1	.982	0	0	0	---	0	0
8 Merritt, Griffin	45	43	1	1	.978	0	0	0	---	0	0
31 Guidry, Kameron	27	15	11	1	.963	3	0	0	---	0	0
10 Harting, Cole	78	75	0	3	.962	0	0	0	---	0	0
9 Hansen, Jake	66	31	32	3	.955	11	0	0	---	0	0
26 Palmieri, Max	57	20	34	3	.947	7	0	0	---	0	0
21 Smith, Boston	29	27	0	2	.931	0	2	0	1.000	2	0
16 Bremner, Dondrae	39	9	27	3	.923	2	0	0	---	0	0
18 Bergmann, Max	11	2	8	1	.909	0	3	4	.429	0	0
28 Cross, Kerrington	94	31	52	11	.883	5	0	0	---	0	0
42 Linn, Conner	6	1	4	1	.833	0	2	0	1.000	0	0
2 Keathley, Beau	8	0	6	2	.750	0	2	1	.667	0	0
6 Steckline, Ryan	3	0	1	2	.333	0	1	1	.500	0	0
29 Earls, Carter	1	0	0	1	.000	0	0	2	.000	0	0
44 O'Connor, Tommy	1	0	0	1	.000	0	1	0	1.000	0	0
4 Springer, Sean	0	0	0	0	.000	0	0	0	---	0	0
27 Neff, Andrew	0	0	0	0	.000	0	0	0	---	0	0
3 Sponseller, JP	0	0	0	0	.000	0	0	0	---	0	0
41 Bradbury, Aiden	0	0	0	0	.000	0	0	0	---	0	0
17 Murray, Nick	0	0	0	0	.000	0	1	0	1.000	0	0
Totals	1092	776	279	37	.966	19	27	15	.643	9	0
Opponents	1063	779	238	46	.957	15	37	15	.712	10	0

Hitting minimums - 1 Games 75% of Games 3.0 TPA/Game

Pitching minimums - 1 Games 1.0 IP/Game

2022 Cincinnati Baseball
Conference statistics for Cincinnati (as of Apr 10, 2022)
(Conference games only Sorted by Batting avg)

Record: 3-3 Home: 3-3 Away: 0-0 Conference: 3-3

Player	avg	gp-gs	ab	r	h	2b	3b	hr	rbi	tb	slg%	bb	hp	so	gdp	ob%	sf	sh	sb-att	po	a	e	fld%
32 Komistek, Paul	.500	6-6	24	9	12	1	0	0	3	13	.542	4	2	4	0	.600	0	0	1-1	10	3	0	1.000
15 Powell, Joe	.455	6-6	22	8	10	3	1	2	8	21	.955	3	0	7	0	.520	0	0	1-2	38	9	0	1.000
14 Stapp, Wyatt	.375	5-5	16	5	6	0	0	0	3	6	.375	4	0	1	0	.500	0	0	1-1	5	13	0	1.000
28 Cross, Kerrington	.350	6-6	20	5	7	2	2	0	1	13	.650	4	1	6	0	.480	0	0	0-2	5	6	3	.786
10 Harting, Cole	.286	6-6	21	8	6	1	0	1	10	10	.476	4	0	8	0	.400	0	0	2-2	13	0	1	.929
26 Palmieri, Max	.238	6-6	21	3	5	1	0	1	5	9	.429	2	1	6	1	.333	0	1	0-0	9	18	1	.964
8 Merritt, Griffin	.150	6-6	20	1	3	1	0	1	6	7	.350	2	1	5	0	.261	0	0	0-1	11	1	0	1.000
25 Nicholson, Ryan	.136	6-6	22	4	3	1	0	1	5	7	.318	3	0	3	0	.231	1	0	0-0	53	1	0	1.000

21 Smith, Boston	.333	1-0	3	0	1	1	0	0	0	2	.667	0	0	1	0	.333	0	0	1-1	1	0	0	1.000
5 Scheler, Cam	.333	1-0	3	0	1	1	0	0	1	2	.667	1	0	0	0	.500	0	0	0-0	4	2	0	1.000
3 Sponseller, JP	.250	2-2	8	2	2	1	0	0	0	3	.375	1	0	2	0	.333	0	0	0-0	0	0	0	.000
24 McLaughlin, Sean	.143	2-2	7	1	1	0	0	0	0	1	.143	0	1	0	1	.250	0	0	0-0	0	0	0	.000
9 Hansen, Jake	.000	2-2	8	0	0	0	0	0	0	0	.000	0	0	5	0	.000	0	0	0-0	6	7	0	1.000
16 Bremner, Dondrae	.000	1-1	2	1	0	0	0	0	0	0	.000	1	0	2	0	.333	0	1	0-0	0	4	0	1.000
38 Hegemann, Josh	.000	1-0	0	0	0	0	0	0	0	0	.000	0	0	0	0	.000	0	0	0-0	0	0	0	.000
Totals	.289	6	197	47	57	13	3	6	42	94	.477	29	6	50	2	.395	1	2	6-10	156	74	5	.979
Opponents	.304	6	204	37	62	16	1	7	32	101	.495	22	7	46	5	.387	2	1	2-4	149	46	6	.970

LOB - Team (39), Opp (43). DPs turned - Team (5), Opp (3). IBB - Team (1), Komistek 1.

(Conference games only Sorted by Earned run avg)

Player	era	w-l	app	gs	cg	sho	sv	ip	h	r	er	bb	so	2b	3b	hr	b/avg	wp	hp	bks	sfa	sha
2 Keathley, Beau	3.46	1-1	2	2	1	0/0	0	13.0	14	7	5	5	12	3	0	1	.269	0	0	0	0	0
18 Bergmann, Max	4.00	0-0	3	0	0	0/0	0	9.0	8	4	4	1	9	1	0	0	.242	1	2	1	1	0
42 Linn, Conner	4.66	1-1	2	2	0	0/0	0	9.2	14	6	5	3	10	3	0	2	.333	0	0	1	0	0
35 Harker, Garrett	13.50	0-0	3	1	0	0/0	0	6.0	7	9	9	4	5	2	0	4	.318	1	0	0	0	0

20 Murphy, Jackson	0.00	0-0	2	0	0	0/0	0	2.1	1	0	0	0	0	0	0	0	.125	0	1	0	0	0
0 Kemp, Evan	0.00	0-0	1	0	0	0/0	0	1.0	0	0	0	2	1	0	0	0	.000	0	1	0	1	0
6 Steckline, Ryan	2.08	0-0	2	0	0	0/0	1	4.1	5	1	1	1	6	1	1	0	.313	0	0	0	0	0
33 Hopewell, Chase	3.38	0-1	1	0	0	0/0	0	2.2	5	2	1	2	1	2	0	0	.417	0	0	0	0	0
11 Weaver, Tristan	4.50	1-0	1	0	0	0/0	0	2.0	3	1	1	1	2	1	0	0	.375	0	1	0	0	0
43 Segal, Zach	27.00	0-0	1	1	0	0/0	0	2.0	4	6	6	2	0	2	0	0	.444	1	2	0	0	1
77 Shea, Alex	99.00	0-0	1	0	0	0/0	0	0.0	1	1	1	1	0	1	0	0	1.000	0	0	0	0	0
Totals	5.71	3-3	6	6	1	0/0	1	52.0	62	37	33	22	46	16	1	7	.304	3	7	2	2	1
Opponents	7.25	3-3	6	6	0	0/0	3	49.2	57	47	40	29	50	13	3	6	.289	3	6	0	1	2

PB - Team (2), Powell 1, Scheler 1, Opp (3). Pickoffs - Team (1), Bergmann 1. SBA/ATT - Powell (2-4), Kemp (0-1), Shea (1-1), Steckline (0-1), Linn (1-1).

**2022 Cincinnati Baseball
Game Results for Cincinnati (as of Apr 12, 2022)
(All games)**

Date	Opponent	Score	Inns	Overall	Conference	Pitcher of record	Attend	Time
Feb 18, 2022	at FGCU	w 9-6	9	1-0-0	0-0-0	Weaver (W 1-0)	644	3:30
Feb 19, 2022	at FGCU-1	w 15-14	(11)	2-0-0	0-0-0	Murphy (W 1-0)	358	5:15
Feb 19, 2022	at FGCU-2	L 5-10	7	2-1-0	0-0-0	Shea (L 0-1)	502	2:48
Feb 20, 2022	at FGCU	L 8-16	9	2-2-0	0-0-0	Bradbury (L 0-1)	323	3:53
Feb 25, 2022	at North Alabama	L 2-5	9	2-3-0	0-0-0	Weaver (L 1-1)	186	3:00
Mar 02, 2022	OHIO STATE	w 5-4	9	3-3-0	0-0-0	Keathley (W 1-0)	2451	2:50
Mar 04, 2022	NORTHWESTERN	w 5-4	7	4-3-0	0-0-0	Weaver (W 2-1)	0	2:05
Mar 04, 2022	NORTHWESTERN-2	L 8-10	9	4-4-0	0-0-0	Bergmann (L 0-1)	850	3:20
Mar 05, 2022	NORTHWESTERN-1	w 4-2	7	5-4-0	0-0-0	Steckline (W 1-0)	2042	2:05
Mar 05, 2022	NORTHWESTERN-2	w 16-5	9	6-4-0	0-0-0	Linn (W 1-0)	1634	3:25
Mar 08, 2022	at Indiana	L 0-7	9	6-5-0	0-0-0	Shea (L 0-2)	1366	2:46
Mar 10, 2022	vs Michigan State	L 8-10	9	6-6-0	0-0-0	Murphy (L 1-1)	714	2:23
Mar 13, 2022	vs Western Carolina	L 6-8	9	6-7-0	0-0-0	Segal (L 0-1)	487	2:58
Mar 14, 2022	at USC Upstate	L 3-8	9	6-8-0	0-0-0	Harker (L 0-1)	168	2:41
Mar 15, 2022	at Wofford	L 1-8	9	6-9-0	0-0-0	Murphy (L 1-2)	137	2:35
Mar 18, 2022	SAINT JOSEPH'S	L 6-9	9	6-10-0	0-0-0	Weaver (L 2-2)	213	3:00
Mar 19, 2022	SAINT JOSEPH'S-1	w 7-6	7	7-10-0	0-0-0	Steckline (W 2-0)	350	2:20
Mar 19, 2022	SAINT JOSEPH'S-2	w 12-1	7	8-10-0	0-0-0	Keathley (W 2-0)	350	2:20
Mar 20, 2022	SAINT JOSEPH'S	w 18-9	9	9-10-0	0-0-0	Harker (W 1-1)	573	3:20
Mar 25, 2022	XAVIER	L 7-8	9	9-11-0	0-0-0	Weaver (L 2-3)	879	2:57
Mar 27, 2022	at Xavier	L 7-8	9	9-12-0	0-0-0	Shea (L 0-3)	548	3:13
Mar 28, 2022	at Xavier	L 5-6	9	9-13-0	0-0-0	Bergmann (L 0-2)	1203	3:26
Mar 30, 2022	XAVIER	L 6-10	9	9-14-0	0-0-0	Vore (L 0-1)	2382	3:30
* Apr 01, 2022	EAST CAROLINA	w 7-3	9	10-14-0	1-0-0	Linn (W 2-0)	361	3:00
* Apr 02, 2022	EAST CAROLINA	L 4-8	9	10-15-0	1-1-0	Keathley (L 2-1)	568	3:40
* Apr 03, 2022	EAST CAROLINA	L 10-12	9	10-16-0	1-2-0	Hopewell (L 0-1)	613	4:40
Apr 06, 2022	WRIGHT STATE	w 7-4	9	11-16-0	1-2-0	Murphy (W 2-2)	156	2:56
* Apr 08, 2022	HOUSTON	L 4-5	9	11-17-0	1-3-0	Linn (L 2-1)	201	2:45
* Apr 09, 2022	HOUSTON	w 13-3	7	12-17-0	2-3-0	Keathley (W 3-1)	289	2:30
* Apr 10, 2022	HOUSTON	w 9-6	9	13-17-0	3-3-0	Weaver (W 3-3)	614	3:05
* Apr 12, 2022	at #3 Louisville	L 10-18	9	13-18-0	3-4-0	Segal (L 0-2)	1514	3:55

() extra inning game

2022 Cincinnati Baseball
Miscellaneous Stats for Cincinnati (as of Apr 12, 2022)
(All games)

Multiple Hit Games	2	3	4	5+	Total
32 Komistek, Paul	4	6	1	1	12
10 Harting, Cole	8	2	1	-	11
8 Merritt, Griffin	7	2	1	-	10
15 Powell, Joe	9	-	-	-	9
25 Nicholson, Ryan	8	1	-	-	9
14 Stapp, Wyatt	8	-	-	-	8
28 Cross, Kerrington	6	1	-	-	7
16 Bremner, Dondrae	4	-	-	-	4
3 Sponseller, JP	2	1	-	-	3
9 Hansen, Jake	2	-	-	-	2
31 Guidry, Kameron	1	-	-	-	1
26 Palmieri, Max	-	1	-	-	1
5 Scheler, Cam	1	-	-	-	1
TEAM	60	14	3	1	78

Multiple RBI Games	2	3	4	5+	Total
8 Merritt, Griffin	7	2	1	-	10
10 Harting, Cole	6	-	1	1	8
15 Powell, Joe	6	2	-	-	8
25 Nicholson, Ryan	5	2	-	-	7
28 Cross, Kerrington	4	1	-	-	5
32 Komistek, Paul	3	2	-	-	5
14 Stapp, Wyatt	1	3	-	-	4
3 Sponseller, JP	2	-	-	1	3
26 Palmieri, Max	1	-	-	-	1
31 Guidry, Kameron	-	1	-	-	1
5 Scheler, Cam	1	-	-	-	1
9 Hansen, Jake	1	-	-	-	1
TEAM	37	13	2	2	54

Hitting Streaks	Longest	Current
25 Nicholson, Ryan	9	-
15 Powell, Joe	9	6
10 Harting, Cole	8	3
28 Cross, Kerrington	7	-
14 Stapp, Wyatt	6	6
32 Komistek, Paul	6	-
8 Merritt, Griffin	6	3
26 Palmieri, Max	5	-
3 Sponseller, JP	4	3
16 Bremner, Dondrae	4	1
5 Scheler, Cam	3	-
9 Hansen, Jake	3	-
31 Guidry, Kameron	2	1
24 McLaughlin, Sean	2	-
21 Smith, Boston	2	-
4 Springer, Sean	1	1

Reached Base Streaks	Longest	Current
15 Powell, Joe	18	18
28 Cross, Kerrington	18	18
26 Palmieri, Max	12	12
32 Komistek, Paul	11	4
25 Nicholson, Ryan	10	-
10 Harting, Cole	10	3
8 Merritt, Griffin	9	4
14 Stapp, Wyatt	6	6
9 Hansen, Jake	6	1
5 Scheler, Cam	5	-
16 Bremner, Dondrae	4	3
3 Sponseller, JP	4	3
24 McLaughlin, Sean	3	-
31 Guidry, Kameron	2	2
21 Smith, Boston	2	2
4 Springer, Sean	1	1
38 Hegemann, Josh	1	-

2022 Cincinnati Baseball
Team Game-by-Game for Cincinnati (as of Apr 12, 2022)
Batting (All games)

Date	Opponent	ab	r	h	rbi	2b	3b	hr	tb	bb	ibb	sb	cs	hbp	sac	sf	gdp	k	po	a	e	lob	avg
Feb 18	at FGCU	41	9	13	7	1	1	2	22	5	0	0	1	0	0	1	0	10	27	8	1	11	.317
Feb 19	at FGCU	54	15	19	13	2	0	3	30	8	1	4	1	0	0	0	0	15	33	9	1	14	.337
Feb 19	at FGCU	30	5	8	3	2	0	2	16	0	0	0	0	0	0	0	0	9	18	5	1	4	.320
Feb 20	at FGCU	38	8	10	8	0	0	2	16	0	0	0	0	0	0	1	0	13	24	7	2	4	.307
Feb 25	at North Alabama	31	2	5	2	1	0	0	6	10	0	0	0	1	0	0	1	14	24	5	0	13	.284
Mar 02	OHIO STATE	33	5	8	4	2	0	3	19	3	0	1	1	0	0	0	0	9	27	8	1	6	.278
Mar 04	NORTHWESTERN	26	5	8	4	4	0	2	18	2	0	2	1	0	0	0	0	4	21	6	1	5	.281
Mar 04	NORTHWESTERN	38	8	12	8	3	0	1	18	5	0	0	0	2	0	0	0	13	27	5	2	10	.285
Mar 05	NORTHWESTERN	24	4	8	4	1	0	1	12	2	0	2	1	0	2	0	0	5	21	7	0	5	.289
Mar 05	NORTHWESTERN	37	16	15	16	2	0	4	29	9	0	2	1	0	2	1	1	9	27	9	0	9	.301
Mar 08	at Indiana	29	0	2	0	0	0	0	2	0	0	0	0	0	0	0	0	14	24	10	2	2	.283
Mar 10	vs Michigan State	37	8	9	8	5	0	2	20	6	0	3	0	1	0	0	0	9	26	7	2	9	.280
Mar 13	vs Western Carolina	37	6	12	6	2	1	2	22	5	0	0	0	0	0	1	1	8	24	8	2	10	.284
Mar 14	at USC Upstate	32	3	6	1	1	0	0	7	4	0	1	0	0	1	0	0	11	24	10	4	7	.277
Mar 15	at Wofford	30	1	4	1	0	0	1	7	0	0	0	0	0	0	0	0	13	24	15	2	2	.269
Mar 18	SAINT JOSEPH'S	34	6	10	5	1	1	2	19	4	0	3	1	0	1	1	1	5	27	11	1	7	.270
Mar 19	SAINT JOSEPH'S	28	7	11	6	1	0	1	15	4	0	1	1	1	1	0	0	5	21	6	1	8	.276
Mar 19	SAINT JOSEPH'S	29	12	11	10	3	2	0	18	8	0	1	0	2	0	0	3	8	21	5	3	9	.281
Mar 20	SAINT JOSEPH'S	40	18	18	15	5	0	3	32	11	0	1	0	2	0	0	2	5	27	10	0	11	.292
Mar 25	XAVIER	29	7	7	5	3	0	2	16	7	0	2	1	0	1	1	1	9	27	9	2	4	.290
Mar 27	at Xavier	33	7	9	7	0	2	1	16	8	0	1	0	0	1	2	0	12	24	7	1	10	.289
Mar 28	at Xavier	35	5	8	4	2	0	1	13	7	0	3	0	0	0	1	0	13	24	10	0	11	.286
Mar 30	XAVIER	36	6	9	6	2	0	2	17	8	0	0	1	1	0	0	0	11	27	10	0	12	.284
*Apr 01	EAST CAROLINA	30	7	6	5	3	0	1	12	5	0	0	1	0	0	0	0	12	27	11	0	4	.281
*Apr 02	EAST CAROLINA	38	4	12	4	1	0	0	13	2	0	1	0	0	0	0	0	8	27	13	0	9	.283
*Apr 03	EAST CAROLINA	38	10	13	10	5	0	2	24	7	1	3	0	1	1	0	0	9	27	13	1	10	.285
Apr 06	WRIGHT STATE	31	7	8	6	3	0	1	14	3	0	2	1	1	0	1	1	8	27	11	1	5	.284
*Apr 08	HOUSTON	34	4	8	4	2	1	1	15	2	0	0	0	1	0	0	1	8	27	10	2	6	.283
*Apr 09	HOUSTON	28	13	11	13	0	2	2	21	7	0	2	1	2	0	1	1	6	21	17	2	5	.286
*Apr 10	HOUSTON	29	9	7	6	2	0	0	9	6	0	1	2	2	1	0	0	7	27	10	0	5	.284
*Apr 12	at Louisville	36	10	8	8	1	0	2	15	6	0	1	0	0	0	1	0	14	24	7	2	6	.282
Totals		1045	227	295	199	60	10	46	513	154	2	37	15	17	11	12	13	296	776	279	37	233	.282

2022 Cincinnati Baseball
Team Game-by-Game for Cincinnati (as of Apr 12, 2022)
Pitching (All games)

Date	Opponent	ip	h	r	er	bb	so	2b	3b	hr	wp	bk	hbp	dp	ibb	score	w-l	sv	era
Feb 18	at FGCU	9.0	4	6	6	6	10	1	0	3	0	0	2	1	0	9-6	1-0	0	6.00
Feb 19	at FGCU	11.0	13	14	13	12	15	3	0	0	3	1	4	2	0	15-14	2-0	1	8.55
Feb 19	at FGCU	6.0	7	10	5	8	6	1	1	0	2	0	1	0	0	5-10	2-1	1	8.31
Feb 20	at FGCU	8.0	17	16	15	9	7	3	0	0	4	0	6	0	0	8-16	2-2	1	10.32
Feb 25	at North Alabama	8.0	12	5	5	2	12	5	0	0	1	0	0	0	0	2-5	2-3	1	9.43
Mar 02	OHIO STATE	9.0	6	4	2	5	9	1	0	1	0	0	2	1	0	5-4	3-3	1	8.12
Mar 04	NORTHWESTERN	7.0	6	4	4	2	6	2	0	0	0	0	0	0	0	5-4	4-3	1	7.76
Mar 04	NORTHWESTERN	9.0	14	10	7	3	8	6	0	1	1	0	0	0	0	8-10	4-4	1	7.66
Mar 05	NORTHWESTERN	7.0	6	2	2	2	6	1	0	1	0	0	1	1	0	4-2	5-4	1	7.18
Mar 05	NORTHWESTERN	9.0	9	5	5	8	8	4	0	1	2	0	1	0	0	16-5	6-4	1	6.94
Mar 08	at Indiana	8.0	5	7	7	9	6	0	0	2	1	0	1	0	0	0-7	6-5	1	7.02
Mar 10	vs Michigan State	8.2	12	10	6	6	10	2	1	2	0	0	1	0	0	8-10	6-6	1	6.95
Mar 13	vs Western Carolina	8.0	11	8	6	2	7	2	0	1	0	0	4	1	0	6-8	6-7	1	6.94
Mar 14	at USC Upstate	8.0	9	8	5	5	2	1	1	0	1	0	0	0	0	3-8	6-8	1	6.85
Mar 15	at Wofford	8.0	9	8	5	4	5	4	0	1	1	0	2	2	1	1-8	6-9	1	6.77
Mar 18	SAINT JOSEPH'S	9.0	14	9	8	3	7	2	1	3	1	0	1	0	0	6-9	6-10	1	6.85
Mar 19	SAINT JOSEPH'S	7.0	8	6	5	6	5	3	0	0	0	0	1	0	1	7-6	7-10	1	6.83
Mar 19	SAINT JOSEPH'S	7.0	5	1	0	1	12	1	0	0	0	0	0	1	0	12-1	8-10	1	6.50
Mar 20	SAINT JOSEPH'S	9.0	12	9	9	5	8	4	1	1	0	0	2	1	0	18-9	9-10	1	6.65
Mar 25	XAVIER	9.0	10	8	8	6	7	3	0	2	0	0	0	1	0	7-8	9-11	1	6.72
Mar 27	at Xavier	8.0	11	8	7	1	9	2	0	2	0	0	1	0	0	7-8	9-12	1	6.78
Mar 28	at Xavier	8.0	11	6	6	5	7	1	2	0	1	1	3	0	0	5-6	9-13	1	6.77
Mar 30	XAVIER	9.0	12	10	10	7	6	1	0	2	2	0	2	0	0	6-10	9-14	1	6.93
*Apr 01	EAST CAROLINA	9.0	8	3	3	3	6	0	0	2	0	0	0	1	0	7-3	10-14	1	6.75
*Apr 02	EAST CAROLINA	9.0	12	8	8	6	8	4	0	2	1	0	1	0	0	4-8	10-15	1	6.80
*Apr 03	EAST CAROLINA	9.0	18	12	11	4	5	5	1	0	2	1	3	1	0	10-12	10-16	1	6.98
Apr 06	WRIGHT STATE	9.0	5	4	4	5	9	2	1	0	1	0	2	2	0	7-4	11-16	2	6.86
*Apr 08	HOUSTON	9.0	10	5	4	1	14	4	0	1	0	1	1	0	0	4-5	11-17	2	6.75
*Apr 09	HOUSTON	7.0	6	3	1	3	6	1	0	0	0	0	0	1	0	13-3	12-17	2	6.59
*Apr 10	HOUSTON	9.0	8	6	6	5	7	2	0	2	0	0	2	2	0	9-6	13-17	3	6.57
*Apr 12	at Louisville	8.0	13	18	16	12	4	2	0	4	2	1	2	1	0	10-18	13-18	3	6.92
Totals		258.2	303	233	199	156	237	73	9	34	26	5	46	19	2	227-233	13-18	3	6.92

2022 Cincinnati Baseball
Games Summary for Cincinnati (as of Apr 12, 2022)
(All games)

Score by innings	1	2	3	4	5	6	7	8	9	EX	Total
Cincinnati	34	30	30	30	31	20	25	18	8	1	227
Opponents	40	17	36	26	21	21	31	13	28	0	233

Record when ...

Overall	13-18	After 6 leading	11-1
Conference	3-4 trailing	1-14
Non-Conference	10-14 tied	1-3
Home games	11-7	After 7 leading	7-1
Away games	2-9 trailing	1-16
Neutral site	0-2 tied	0-0
Day games	12-15	After 8 leading	7-1
Night games	1-3 trailing	0-15
vs Left starter	2-2 tied	1-1
vs Right starter	11-16		
1-Run games	4-4	Hit 0 home runs	2-4
2-Run games	1-4	... 1 home run	4-5
5+Run games	4-6	... 2+ home runs	7-9
Extra innings	1-0		
Shutouts	0-1	Opponent 0 home runs	6-6
	 1 home run	4-4
Scoring 0-2 runs	0-3 2+ HRs	3-8
..... 3-5 runs	3-5		
..... 6-9 runs	5-8	Made 0 errors	5-4
..... 10+ runs	5-2 1 error	6-4
	 2+ errors	2-10
Opponent 0-2 runs	2-0		
..... 3-5 runs	6-2	Opp. made 0 errors	4-5
..... 6-9 runs	4-9 1 error	1-10
..... 10+ runs	1-7 2+ errors	8-3
Scored in 1st inning	9-7	Out-hit opponent	11-2
Opp. scored in 1st	5-8	Out-hit by opponent	2-15
Scores first	7-8	Hits are tied	0-1
Opp. scores first	6-10		

Record when team scores:

Runs	0	1	2	3	4	5	6	7	8	9	10+
W-L	0-1	0-1	0-1	0-1	1-2	2-2	0-3	3-2	0-3	2-0	5-2

Record when opponent scores:

Runs	0	1	2	3	4	5	6	7	8	9	10+
W-L	0-0	1-0	1-0	2-0	3-0	1-2	3-1	0-1	0-6	1-1	1-7

Record when leading after:

Inn.	1	2	3	4	5	6	7	8
W-L	8-4	10-5	8-3	9-4	11-4	11-1	7-1	7-1

Record when trailing after:

Inn.	1	2	3	4	5	6	7	8
W-L	3-7	2-9	4-12	2-13	1-12	1-14	1-16	0-15

Record when tied after:

Inn.	1	2	3	4	5	6	7	8
W-L	2-7	1-4	1-3	2-1	1-2	1-3	0-0	1-1

Current losing streak: 1
Longest winning streak: 3
Longest losing streak: 6

Home attendance : 14526 (18 dates avg = 807)
Away attendance : 8150 (13 dates avg = 626)
Total attendance: 22676 (31 dates avg = 731)

2022 Cincinnati Baseball
Season Game Highs for Cincinnati (as of Apr 12, 2022)
(All games)

TEAM GAME HIGHS

Batting

At bats:	54	-	at FGCU (Feb 19, 2022)
Runs scored:	18	-	vs Saint Joseph's (Mar 20, 2022)
Hits:	19	-	at FGCU (Feb 19, 2022)
RBIs:	16	-	vs Northwestern (Mar 05, 2022)
Doubles:	5	-	vs Michigan State (Mar 10, 2022 at Greenville, SC)
	5	-	vs Saint Joseph's (Mar 20, 2022)
	5	-	vs East Carolina (Apr 03, 2022)
Triples:	2	-	vs Saint Joseph's (Mar 19, 2022)
	2	-	at Xavier (Mar 27, 2022)
	2	-	vs Houston (Apr 09, 2022)
Home runs:	4	-	vs Northwestern (Mar 05, 2022)
Total bases:	32	-	vs Saint Joseph's (Mar 20, 2022)
Walks:	11	-	vs Saint Joseph's (Mar 20, 2022)
Strikeouts:	15	-	at FGCU (Feb 19, 2022)
Sac hits:	2	-	vs Northwestern (Mar 05, 2022)
	2	-	vs Northwestern (Mar 05, 2022)
Sac flies:	2	-	at Xavier (Mar 27, 2022)
Stolen bases:	4	-	at FGCU (Feb 19, 2022)
Hit by pitch:	2	-	(5 times)
Caught stealing:	2	-	vs Houston (Apr 10, 2022)
Runners LOB:	14	-	at FGCU (Feb 19, 2022)
Hit into DP:	3	-	vs Saint Joseph's (Mar 19, 2022)

Fielding

Putouts:	33	-	at FGCU (Feb 19, 2022)
Assists:	17	-	vs Houston (Apr 09, 2022)
Errors:	4	-	at USC Upstate (Mar 14, 2022)
Passed balls:	2	-	at FGCU (Feb 19, 2022)
	2	-	vs Northwestern (Mar 04, 2022)
DPs turned:	2	-	(4 times)

Pitching

Innings pitched:	11.0	-	at FGCU (Feb 19, 2022)
Runs allowed:	18	-	at Louisville (Apr 12, 2022)
Earned runs:	16	-	at Louisville (Apr 12, 2022)
Walks allowed:	12	-	at FGCU (Feb 19, 2022)
	12	-	at Louisville (Apr 12, 2022)
Strikeouts:	15	-	at FGCU (Feb 19, 2022)
Hits allowed:	18	-	vs East Carolina (Apr 03, 2022)
Doubles allowed:	6	-	vs Northwestern (Mar 04, 2022)
Triples allowed:	2	-	at Xavier (Mar 28, 2022)
Homers allowed:	4	-	at Louisville (Apr 12, 2022)
Wild pitches:	4	-	at FGCU (Feb 20, 2022)
Hit batters:	6	-	at FGCU (Feb 20, 2022)

2022 Cincinnati Baseball
Season Game Highs for Cincinnati (as of Apr 12, 2022)
(All games)

INDIVIDUAL GAME HIGHS

Batting

At bats:	7	- Hansen, Jake at FGCU (Feb 19, 2022)
Runs scored:	4	- Komistek, Paul at FGCU (Feb 19, 2022)
	4	- Sponseller, JP vs Northwestern (Mar 05, 2022)
Hits:	5	- Komistek, Paul at FGCU (Feb 19, 2022)
RBIs:	7	- Sponseller, JP vs Northwestern (Mar 05, 2022)
Doubles:	2	- Merritt, Griffin vs Northwestern (Mar 04, 2022)
	2	- Merritt, Griffin vs Northwestern (Mar 04, 2022)
	2	- Powell, Joe vs Saint Joseph's (Mar 19, 2022)
Triples:	2	- Cross, Kerrington vs Saint Joseph's (Mar 19, 2022)
Home runs:	3	- Sponseller, JP vs Northwestern (Mar 05, 2022)
Total bases:	12	- Sponseller, JP vs Northwestern (Mar 05, 2022)
Walks:	3	- (4 times)
Strikeouts:	4	- Harting, Cole at North Alabama (Feb 25, 2022)
	4	- Merritt, Griffin at Wofford (Mar 15, 2022)
	4	- Hansen, Jake vs East Carolina (Apr 02, 2022)
Sac hits:	1	- (11 times)
Sac flies:	1	- (12 times)
Stolen bases:	1	- (37 times)
Hit by pitch:	1	- (17 times)
Caught stealing:	1	- (15 times)
Runners LOB:	5	- Nicholson, Ryan at FGCU (Feb 19, 2022)
	5	- Smith, Boston at Xavier (Mar 27, 2022)

Fielding

Putouts:	12	- Powell, Joe at North Alabama (Feb 25, 2022)
	12	- Scheler, Cam vs Saint Joseph's (Mar 19, 2022)
	12	- Powell, Joe vs Houston (Apr 08, 2022)
Assists:	7	- Stapp, Wyatt vs Saint Joseph's (Mar 20, 2022)
Errors:	2	- Smith, Boston at FGCU (Feb 20, 2022)
	2	- Cross, Kerrington vs Houston (Apr 09, 2022)
Passed balls:	2	- Smith, Boston at FGCU (Feb 19, 2022)
	2	- Scheler, Cam vs Northwestern (Mar 04, 2022)

Pitching

Innings pitched:	7.0	- Weaver, Tristan vs Northwestern (Mar 04, 2022)
	7.0	- Keathley, Beau vs Houston (Apr 09, 2022)
Runs allowed:	7	- Shea, Alex at FGCU (Feb 19, 2022)
Earned runs:	6	- Segal, Zach vs East Carolina (Apr 03, 2022)
Walks allowed:	5	- Harker, Garrett at FGCU (Feb 19, 2022)
	5	- Shea, Alex at FGCU (Feb 19, 2022)
	5	- Segal, Zach vs Saint Joseph's (Mar 19, 2022)
Strikeouts:	12	- Keathley, Beau vs Saint Joseph's (Mar 19, 2022)
Hits allowed:	9	- Keathley, Beau at Xavier (Mar 27, 2022)
	9	- Linn, Conner vs Houston (Apr 08, 2022)
Doubles allowed:	4	- Weaver, Tristan at North Alabama (Feb 25, 2022)
	4	- Linn, Conner vs Northwestern (Mar 05, 2022)
Triples allowed:	1	- (9 times)
Homers allowed:	2	- (4 times)

2022 STATISTICS

2022 Cincinnati Baseball Batting Leaders for Cincinnati (as of Apr 12, 2022) (All games)

Hitting minimums - 1 Games 75% of Games 3.0 TPA/Game
Pitching minimums - 1 Games 1.0 IP/Game

Batting avg		Slugging pct		On base pct	
1. 32 Komistek, Paul	.383	1. 8 Merritt, Griffin	.755	1. 15 Powell, Joe	.479
2. 15 Powell, Joe	.368	2. 15 Powell, Joe	.750	2. 32 Komistek, Paul	.475
3. 8 Merritt, Griffin	.340	3. 32 Komistek, Paul	.575	3. 8 Merritt, Griffin	.412
4. 10 Harting, Cole	.321	4. 25 Nicholson, Ryan	.533	4. 10 Harting, Cole	.394
5. 28 Cross, Kerrington	.279	5. 10 Harting, Cole	.518	5. 28 Cross, Kerrington	.377
Runs scored		Hits		Runs batted in	
1. 10 Harting, Cole	32	1. 32 Komistek, Paul	46	1. 8 Merritt, Griffin	31
2. 32 Komistek, Paul	30	2. 10 Harting, Cole	36	2. 10 Harting, Cole	28
3. 25 Nicholson, Ryan	27	8 Merritt, Griffin	36	3. 25 Nicholson, Ryan	24
4. 8 Merritt, Griffin	25	4. 25 Nicholson, Ryan	32	4. 15 Powell, Joe	20
28 Cross, Kerrington	25	5. 28 Cross, Kerrington	29	5. 32 Komistek, Paul	19
Doubles		Triples		Home runs	
1. 8 Merritt, Griffin	9	1. 28 Cross, Kerrington	4	1. 8 Merritt, Griffin	11
2. 25 Nicholson, Ryan	8	2. 15 Powell, Joe	3	2. 25 Nicholson, Ryan	8
15 Powell, Joe	8	3. 32 Komistek, Paul	1	3. 15 Powell, Joe	5
4. 32 Komistek, Paul	6	8 Merritt, Griffin	1	32 Komistek, Paul	5
5. 2 tied at.....	5	10 Harting, Cole	1	10 Harting, Cole	5
Total bases		Walks		Hit by pitch	
1. 8 Merritt, Griffin	80	1. 32 Komistek, Paul	19	1. 6 tied at.....	2
2. 32 Komistek, Paul	69	2. 3 Sponseller, JP	18		
3. 25 Nicholson, Ryan	64	3. 28 Cross, Kerrington	16		
4. 10 Harting, Cole	58	10 Harting, Cole	16		
5. 15 Powell, Joe	57	5. 15 Powell, Joe	15		
Sac bunts		Sac flies		Stolen bases	
1. 26 Palmieri, Max	3	1. 10 Harting, Cole	4	1. 28 Cross, Kerrington	7
28 Cross, Kerrington	3	2. 14 Stapp, Wyatt	2	2. 25 Nicholson, Ryan	6
3. 16 Bremner, Dondrae	2	25 Nicholson, Ryan	2	10 Harting, Cole	6
4. 3 tied at.....	1	4. 4 tied at.....	1	4. 32 Komistek, Paul	4
				5. 9 Hansen, Jake	3
Caught stealing		Steal attempts		Stolen base pct	
1. 28 Cross, Kerrington	5	1. 28 Cross, Kerrington	12	1. 25 Nicholson, Ryan	1.000
2. 10 Harting, Cole	4	2. 10 Harting, Cole	10	32 Komistek, Paul	1.000
3. 6 tied at.....	1	3. 25 Nicholson, Ryan	6	3 Sponseller, JP	1.000
		4. 32 Komistek, Paul	4	4. 8 Merritt, Griffin	.667
		5. 4 tied at.....	3	15 Powell, Joe	.667
Strikeouts		Grounded into DP		Total plate appearances	
1. 10 Harting, Cole	38	1. 9 Hansen, Jake	3	1. 32 Komistek, Paul	142
2. 8 Merritt, Griffin	31	25 Nicholson, Ryan	3	2. 25 Nicholson, Ryan	136
28 Cross, Kerrington	31	3. 8 Merritt, Griffin	2	3. 10 Harting, Cole	132
4. 32 Komistek, Paul	26	4. 5 tied at.....	1	4. 28 Cross, Kerrington	125
5. 3 Sponseller, JP	21			5. 8 Merritt, Griffin	119
At bats		Games played		Game starts	
1. 25 Nicholson, Ryan	120	1. 25 Nicholson, Ryan	31	1. 25 Nicholson, Ryan	31
32 Komistek, Paul	120	32 Komistek, Paul	31	32 Komistek, Paul	31
3. 10 Harting, Cole	112	3. 10 Harting, Cole	30	3. 10 Harting, Cole	30
4. 8 Merritt, Griffin	106	4. 28 Cross, Kerrington	29	4. 8 Merritt, Griffin	28
5. 28 Cross, Kerrington	104	8 Merritt, Griffin	29	5. 28 Cross, Kerrington	27
Games as sub					
1. 38 Hegemann, Josh	11				
2. 26 Palmieri, Max	8				
24 McLaughlin, Sean	8				
4. 5 Scheler, Cam	6				
5. 2 tied at.....	5				

**2022 Cincinnati Baseball
Pitching Leaders for Cincinnati (as of Apr 12, 2022)
(All games)**

Hitting minimums - 1 Games 75% of Games 3.0 TPA/Game
Pitching minimums - 1 Games 1.0 IP/Game

Earned run avg		Opposing bat avg		Won-loss pct	
1. 2 Keathley, Beau	4.93	1. 2 Keathley, Beau	.270	1. 2 Keathley, Beau	.750
2. 18 Bergmann, Max	5.13	2. 18 Bergmann, Max	.301	2. 18 Bergmann, Max	.000
Wins		Losses		Saves	
1. 2 Keathley, Beau	3	1. 77 Shea, Alex	3	1. 6 Steckline, Ryan	1
11 Weaver, Tristan	3	11 Weaver, Tristan	3	43 Segal, Zach	1
3. 6 Steckline, Ryan	2	3. 18 Bergmann, Max	2	33 Hopewell, Chase	1
42 Linn, Conner	2	43 Segal, Zach	2		
20 Murphy, Jackson	2	20 Murphy, Jackson	2		
Innings pitched		Batters struck out		Appearances	
1. 2 Keathley, Beau	38.1	1. 2 Keathley, Beau	50	1. 20 Murphy, Jackson	12
2. 18 Bergmann, Max	33.1	2. 18 Bergmann, Max	31	2. 18 Bergmann, Max	11
		3. 11 Weaver, Tristan	30	6 Steckline, Ryan	11
		4. 6 Steckline, Ryan	20	4. 33 Hopewell, Chase	10
		5. 35 Harker, Garrett	18	5. 2 tied at....	9
Games started		Games finished		Games in relief	
1. 11 Weaver, Tristan	6	1. 6 Steckline, Ryan	8	1. 20 Murphy, Jackson	12
43 Segal, Zach	6	2. 20 Murphy, Jackson	5	2. 6 Steckline, Ryan	11
3. 35 Harker, Garrett	5	3. 33 Hopewell, Chase	3	18 Bergmann, Max	11
4. 2 Keathley, Beau	4	18 Bergmann, Max	3	4. 33 Hopewell, Chase	10
42 Linn, Conner	4	35 Harker, Garrett	3	5. 0 Kemp, Evan	8
Wild pitches		Balks		Hit batters	
1. 35 Harker, Garrett	3	1. 43 Segal, Zach	2	1. 43 Segal, Zach	9
0 Kemp, Evan	3	2. 35 Harker, Garrett	1	2. 18 Bergmann, Max	5
43 Segal, Zach	3	18 Bergmann, Max	1	3. 29 Earls, Carter	4
23 Vore, Ben	3	42 Linn, Conner	1	2 Keathley, Beau	4
77 Shea, Alex	3			77 Shea, Alex	4
Intentional BB allowed		Runners picked off		Batters SO out looking	
1. 6 Steckline, Ryan	2	1. 18 Bergmann, Max	2	1. 2 Keathley, Beau	12
		2. 35 Harker, Garrett	1	2. 6 Steckline, Ryan	8
		15 Powell, Joe	1	3. 77 Shea, Alex	5
		5 Scheler, Cam	1	11 Weaver, Tristan	5
				35 Harker, Garrett	5
Sac bunts allowed		Sac flies allowed		Hits allowed	
1. 77 Shea, Alex	3	1. 11 Weaver, Tristan	2	1. 18 Bergmann, Max	40
2. 43 Segal, Zach	2	17 Murray, Nick	2	2. 2 Keathley, Beau	43
11 Weaver, Tristan	2	23 Vore, Ben	2		
42 Linn, Conner	2	4. 5 tied at....	1		
5. 2 tied at....	1				
Runs allowed		Earned runs allowed		Walks allowed	
1. 18 Bergmann, Max	20	1. 18 Bergmann, Max	19	1. 18 Bergmann, Max	9
2. 2 Keathley, Beau	26	2. 2 Keathley, Beau	21	2. 2 Keathley, Beau	17
Doubles allowed		Triples allowed		Home runs allowed	
1. 2 Keathley, Beau	6	1. 2 Keathley, Beau	0	1. 2 Keathley, Beau	3
2. 18 Bergmann, Max	7	2. 18 Bergmann, Max	1	2. 18 Bergmann, Max	4

2022 STATISTICS

2022 Cincinnati Baseball Fielding Leaders for Cincinnati (as of Apr 12, 2022) (All games)

Hitting minimums - 1 Games 75% of Games
Pitching minimums - 1 Games 1.0 IP/Game

Fielding pct

1. 25 Nicholson, Ryan	1.000
15 Powell, Joe	1.000
3. 32 Komistek, Paul	.982
4. 8 Merritt, Griffin	.978
5. 10 Harting, Cole	.962

Assists

1. 28 Cross, Kerrington	52
2. 14 Stapp, Wyatt	45
3. 26 Palmieri, Max	34
4. 9 Hansen, Jake	32
5. 16 Bremner, Dondrae	27

Stolen bases against

1. 15 Powell, Joe	17
2. 5 Scheler, Cam	8
3. 23 Vore, Ben	5
4. 33 Hopewell, Chase	4
5. 18 Bergmann, Max	3

Passed balls

1. 5 Scheler, Cam	5
2. 21 Smith, Boston	2
15 Powell, Joe	2

Chances

1. 25 Nicholson, Ryan	237
2. 15 Powell, Joe	164
3. 28 Cross, Kerrington	94
4. 5 Scheler, Cam	85
5. 10 Harting, Cole	78

Errors

1. 28 Cross, Kerrington	11
2. 26 Palmieri, Max	3
16 Bremner, Dondrae	3
10 Harting, Cole	3
9 Hansen, Jake	3

Caught stealing by

1. 15 Powell, Joe	8
2. 5 Scheler, Cam	6
3. 18 Bergmann, Max	4
4. 3 tied at.....	2

Catchers interference**Putouts**

1. 25 Nicholson, Ryan	228
2. 15 Powell, Joe	146
3. 5 Scheler, Cam	76
4. 10 Harting, Cole	75
5. 32 Komistek, Paul	51

Fielding double plays

1. 25 Nicholson, Ryan	17
2. 9 Hansen, Jake	11
3. 26 Palmieri, Max	7
4. 14 Stapp, Wyatt	6
5. 28 Cross, Kerrington	5

Steal attempts against

1. 15 Powell, Joe	25
2. 5 Scheler, Cam	14
3. 18 Bergmann, Max	7
23 Vore, Ben	7
5. 33 Hopewell, Chase	5

NCAA Statistics

Cincinnati - 2021-22 Baseball Ranking Summary thru games 04/12/2022

Statistic	National Rank	Conference Rank	Value	National Leader	Value	Conference Leader	Value
Base on Balls (293 ranked)	65	2	154	Texas Tech	225	South Fla.	190
Batting Average (293 ranked)	93	2	0.282	UNLV	0.332	UCF	0.285
Double Plays (293 ranked)	144	5	19	New Mexico	41	South Fla.	30
Double Plays Per Game (293 ranked)	151	5	0.61	New Mexico	1.28	South Fla.	0.91
Doubles (293 ranked)	95	4	60	UNLV	94	Tulane	84
Doubles Per Game (293 ranked)	106	3	1.94	UNLV	2.85	Tulane	2.47
Earned Run Average (293 ranked)	245	8	6.92	Tennessee	1.92	UCF	3.21
Fielding Percentage (293 ranked)	159	7	0.966	Oregon St.	0.988	East Carolina	0.984
Hit Batters (293 ranked)	53	1	46	Iona	72	Cincinnati Houston	46 46
Hit by Pitch (290 ranked)	287	8	17	FGCU LSU	74 74	South Fla.	57
Hits (293 ranked)	109	5	295	UNLV	415	Tulane	314
Hits Allowed Per Nine Innings (293 ranked)	226	8	10.54	Tennessee	5.61	UCF	7.42
Home Runs (292 ranked)	35	1	46	Tennessee	79	Cincinnati	46
Home Runs Per Game (293 ranked)	33	1	1.48	Virginia Tech	2.45	Cincinnati	1.48
On Base Percentage (293 ranked)	106	3	0.379	Texas Southern	0.437	South Fla.	0.398
Runs (293 ranked)	70	4	227	Texas Tech	350	Tulane	244
Sacrifice Bunts (291 ranked)	129	3	11	Wofford	39	East Carolina	28
Sacrifice Flies (293 ranked)	125	5	12	UTSA	25	East Carolina	19
Scoring (293 ranked)	65	1	7.3	Louisville	10.0	Cincinnati	7.3
Shutouts (99 ranked)				7 teams tied	6	UCF	6
Slugging Percentage (293 ranked)	37	1	0.491	Tennessee	0.634	Cincinnati	0.491
Stolen Bases (293 ranked)	120	3	37	Texas Southern	139	UCF	70
Stolen Bases Per Game (293 ranked)	119	3	1.19	Texas Southern	4.63	UCF	2.12
Strikeout-to-Walk Ratio (293 ranked)	233	8	1.52	Tennessee	5.59	East Carolina	2.78
Strikeouts Per Nine Innings (293 ranked)	185	8	8.2	Iowa	12.7	Memphis	10.5
Triple Plays (1 ranked)				Grambling Lafayette	1 1		
Triples (290 ranked)	42	1	10	Arizona Delaware	19 19	Cincinnati	10
Triples Per Game (292 ranked)	46	1	0.32	Delaware	0.63	Cincinnati	0.32
WHIP (293 ranked)	243	8	1.77	Tennessee	0.86	UCF	1.24
WL Pct (293 ranked)	205	7	0.419	Tennessee	0.939	Tulane	0.691
Walks Allowed Per Nine Innings (293 ranked)	247	8	5.43	Tennessee	2.11	Houston	3.44

Statistic	Player	National Rank	Conference Rank	Value	National Leader	Value	Conference Leader	Value
Base on Balls (124 ranked)					Jace Jung, Texas Tech	36	Drew Brucher, South Fla.	31
Base on Balls Per Game (145 ranked)					Brayden Taylor, TCU	36		
Batting Average (249 ranked)	Paul Komistek	75	2	0.383	Garret Forrester, Oregon St.	1.21	Drew Brucher, South Fla.	0.94
	Joe Powell	134	3	0.368	Maui Ahuna, Kansas	0.453	Ethan Groff, Tulane	0.404
Complete Games (25 ranked)	Beau Keathley	25	1	1	Noah Covington, UMES	4	6 players tied	1
	Tristan Weaver	25	1	1				
Doubles (100 ranked)					Ethan O'Donnell, Northwestern	18	Ethan Groff, Tulane	14
					Nick Wang, Holy Cross	18		
Doubles Per Game (147 ranked)					Ethan O'Donnell, Northwestern	0.67	Ethan Groff, Tulane	0.45
Earned Run Average (200 ranked)					Cameron Bye, Wichita St.	0.24	Cameron Bye, Wichita St.	0.24
Games Started (26 ranked)					Campbell Ellis, VCU	11	Nathan MEDRANO, Houston	9
					Dom Marcoccio, Wofford	11		
Hit Batters (132 ranked)	Zach Segal	41	1	9	Damon Elarton, Ark.-Pine Bluff	21	Nathan MEDRANO, Houston	9
							Zach Segal, Cincinnati	9
Hit By Pitch Per Game (147 ranked)					Rhett Rosevear, Southeastern La.	0.67	Daniel Cantu, South Fla.	0.31
Hit by Pitch (147 ranked)					Rhett Rosevear, Southeastern La.	22	Daniel Cantu, South Fla.	10
Hits (141 ranked)	Paul Komistek	67	2	46	Kaeber Rog, Southern Ill.	61	Carmine Lane, South Fla.	48
					Murphy Stehly, Texas	61		
Hits Allowed Per Nine Innings (150 ranked)					Drew Beam, Tennessee	3.61	Cameron Bye, Wichita St.	3.65
Hits Per Game (146 ranked)	Paul Komistek	81	1	1.48	Dom Toso, Richmond	1.97	Ethan Groff, Tulane	1.48
							Paul Komistek, Cincinnati	1.48
Home Runs (123 ranked)	Griffin Merritt	34	1	11	Ivan Melendez, Texas	16	Griffin Merritt, Cincinnati	11
	Ryan Nicholson	123	5	8				
Home Runs Per Game (148 ranked)	Griffin Merritt	30	1	0.38	Ryan Cermak, Illinois St.	0.54	Griffin Merritt, Cincinnati	0.38
On Base Percentage (150 ranked)	Joe Powell	100	2	0.479	Sonny DiChiara, Auburn	0.585	Ethan Groff, Tulane	0.493
	Paul Komistek	117	3	0.475				
Pitching Appearances (94 ranked)					Shawn Rapp, North Carolina	25	C.J. Mayhue, East Carolina	19
							Garrett Saylor, East Carolina	19
							Carter Spivey, East Carolina	19
Runs (140 ranked)	Cole Harting	140	2	32	Christian Knapczyk, Louisville	49	Ethan Groff, Tulane	39
Runs Batted In (145 ranked)	Griffin Merritt	145	3	31	Carlos Contreras, Sam Houston	59	Carmine Lane, South Fla.	40
Runs Batted In Per Game (149 ranked)	Griffin Merritt	118	2	1.07	Carlos Contreras, Sam Houston	1.84	Carmine Lane, South Fla.	1.21
Runs Per Game (150 ranked)	Cole Harting	144	2	1.07	Brett Callahan, Saint Joseph's	1.56	Ethan Groff, Tulane	1.26
Sacrifice Bunts (83 ranked)					Tilo Skole, The Citadel	13	Tom Josten, UCF	6
Sacrifice Bunts Per Game (146 ranked)					Tilo Skole, The Citadel	0.42	Tom Josten, UCF	0.21
Sacrifice Flies (109 ranked)	Cole Harting	31	1	4	Nick Goodwin, Kansas St.	7	Cole Harting, Cincinnati	4
					Anthony Herron Jr., New Orleans	7	Jacob Jenkins-Cowart, East Carolina	4
Saves (366 ranked)	Zach Segal	366	11	1	Andrew Walters, Miami (FL)	11	Zach Devito, Tulane	9
	Chase Hopewell	366	11	1	Will Brian, Eastern Ky.	11		
	Ryan Steckline	366	11	1	Kyle Brennan, Belmont	11		
Slugging Percentage (249 ranked)	Griffin Merritt	25	1	0.755	Sonny DiChiara, Auburn	0.917	Griffin Merritt, Cincinnati	0.755
	Joe Powell	29	2	0.750				
Stolen Bases (119 ranked)					Johnathon Thomas, Texas Southern	38	Gephry Pena, UCF	18
Stolen Bases Per Game (150 ranked)					Johnathon Thomas, Texas Southern	1.27	Gephry Pena, UCF	0.55
Strikeout-to-Walk Ratio (146 ranked)					Danny Garcia, Stetson	46.00	Grant Siegel, Tulane	7.67
Strikeouts (136 ranked)	Beau Keathley	108	4	50	Parker Messick, Florida St.	80	Orion Kerker, South Fla.	60
					Shemar Page, Grambling	80		
					Drew Thorpe, Cal Poly	80		
Strikeouts Per Nine Innings (150 ranked)	Beau Keathley	71	3	11.74	Colin Fields, Valparaiso	15.77	Garrett Saylor, East Carolina	13.50
Total Bases (145 ranked)	Griffin Merritt	78	2	80	Ivan Melendez, Texas	113	Carmine Lane, South Fla.	86
Toughest to Strike Out (150 ranked)					David Hogarth, William & Mary	38.0	Lane Hoover, East Carolina	11.7
Triples (131 ranked)	Kerrington Cross	9	1	4	Gabe Vasquez, Texas Southern	6	Kerrington Cross, Cincinnati	4
	Joe Powell	32	2	3				
Triples Per Game (138 ranked)	Kerrington Cross	17	1	0.14	Gabe Vasquez, Texas Southern	0.20	Kerrington Cross, Cincinnati	0.14
	Joe Powell	25	2	0.12				
Victories (93 ranked)					8 players tied	7	Grant Siegel, Tulane	6
WHIP (150 ranked)					Drew Beam, Tennessee	0.53	Landon Gartman, Memphis	0.84
Walks Allowed Per Nine Innings (150 ranked)					Nate Mitchell, Navy	0.25	Grant Siegel, Tulane	1.29