

# CINCINNATI BASKETBALL

**GAME 7**  
SATURDAY, NOVEMBER 24  
CINCINNATI, OH  
2 PM ET

UC SPORTS COMMUNICATIONS: RICHARD E. LINDNER CENTER // 2751 O'VARSIY WAY SUITE 860 CINCINNATI, OHIO 45221-0021 // GOBEARCATS.COM

## SCHEDULE/RESULTS

November

3	<b>CALIFORNIA (PA.) (EXH)</b>	<b>W, 69-49</b>
6	<b>AUSTIN PEAY</b>	<b>W, 69-48</b>
9	<b>ETSU</b>	<b>W, 77-64</b>
12	<b>OLD DOMINION</b>	<b>L (OT), 72-76</b>
16	at Pitt	L, 48-65
18	at St. Louis	W, 51-50
21	<b>YALE</b>	<b>W, 66-52</b>
24	<b>LIPSCOMB</b>	<b>2 PM</b>
28	at Ball State	7 PM

December

2	at Ohio State	2 PM
5	at Miami (OH)	5 PM
7	<b>VCU</b>	<b>7 PM</b>
16	<b>XAVIER</b>	<b>2 PM</b>
21	<b>HOWARD</b>	<b>7 PM</b>

January

6	<b>SMU*</b>	<b>NOON</b>
9	at UConn*	7 PM
13	at UCF*	Noon
16	<b>TEMPLE*</b>	<b>7 PM</b>
19	at Tulsa*	3 PM
23	<b>HOUSTON*</b>	<b>7 PM</b>
26	<b>MEMPHIS*</b>	<b>2 PM</b>
30	at USF*	7 PM

February

2	<b>UConn*</b>	<b>NOON</b>
10	<b>WICHITA STATE*</b>	<b>2 PM</b>
13	at Memphis*	6:30 PM
17	at Temple*	2 PM
20	<b>TULSA*</b>	<b>7 PM</b>
23	at ECU*	5 PM

March

3	<b>USF*</b>	<b>NOON</b>
4	at Tulane*	2 PM
8-11	AAC Championship	TBA

\* CONFERENCE GAME  
BOLD CAPS - HOME

## SPORTS COMMUNICATION OFFICE

Richard E. Lindner Center, Suite 860  
2751 O'Varsity Way  
Cincinnati, OH 45221-0021  
**PHONE:** 513.556.5191  
**FAX:** 513.556.0619  
**WEBSITE:** www.GoBEARCATS.com

Drew Weber, Assistant Director // WBB Contact  
**OFFICE:** 513.556.5145 // Cell: 513.969.0301  
**EMAIL:** drew.weber@uc.edu



## CINCINNATI BEARCATS

**LOCATION:** ..... Cincinnati, Ohio  
**2018-19 RECORD:** ..... 4-2  
**AMERICAN RECORD:** ..... --  
**LAST GAME:** ..... W, 66-52 vs. Yale  
**HEAD COACH:** ..... Michelle Clark-Heard  
**CAREER RECORD:** ..... 182-82 (Ninth Season)  
**RECORD AT UC:** ..... 4-2 (First Season)



ON THE CALL: Matt Noonan

## LIPSCOMB LADY BISONS

**LOCATION:** ..... Nashville, Tenn.  
**2018-19 RECORD:** ..... 2-3  
**A-SUN RECORD:** ..... --  
**LAST GAME:** ..... L, 97-61 at Murray State  
**HEAD COACH:** ..... Greg Brown  
**CAREER RECORD:** ..... 40-142 (Seventh Season)  
**RECORD AT LU:** ..... Same

## STREAKS, STORYLINES & SIDEBARS

- » **THE GAME:** University of Cincinnati women's basketball will cap a two-game homestand Saturday when it hosts Lipscomb for a 2 p.m. tipoff at Fifth Third Arena.
- » **THE SERIES:** The Bearcats and Lady Bisons will square off for the first time ever on Saturday.
- » **LAST TIME OUT:** UC outmatched Yale, 66-52, Wednesday night at Fifth Third Arena. The Bearcats (4-2) outscored the Bulldogs (2-3) 37-26 in the second half to notch the victory. Senior guard Nikira Goings (Marietta, Ga./Osborne) led the way for UC with 20 points, while sophomore forward Ilmar'I Thomas (Oakland, Calif./Sacred Heart Cathedral Prep) posted a double-double with 14 points and 10 rebounds.
- » **BEARCATS BYTES:** Goings has shown a steady progression throughout her Bearcats career and is really stepping up to begin her senior season. After averaging 2.7 points per game as a freshman, 6.1 as a sophomore, and a team-best 11.2 as a junior, the guard is pacing UC in 2018-19 with a team-high 14.2 points. Goings is also continuing to shoot it well from deep at 34 percent from 3-point range this season after shooting 37 percent a year ago.
- » Junior guard Antoinette Miller is being leaned on to step up this year after the graduation of point guard Ana Owens who scored 1.469 points and dished out 404 assists in her UC career. She has responded by impacting the game in a variety of ways with 9.2 points, 4.8 rebounds, 5.0 assists, and 3.2 steals per game so far in 2018-19. Her total assists mark (30) ranks first in the American Athletic Conference and sixth in the country, while her steals total (19) ranks tops in the league and fourth nationally.
- » Thomas was a spark off the bench as a freshman last year and went on to be named AAC Freshman of the Year. She is continuing in the sixth man role this season, for the most part, with 10.8 points and a team-best 6.3 rebounds in 27 minutes per game in a largely reserve role.

## CINCINNATI ROSTER

### PROBABLE STARTERS

NO.	NAME	POS.	HT.	CLASS	HOMETOWN/HIGH SCHOOL/LAST SCHOOL	2018-19 AVG.
2	NIKIRA GOINGS	G	5-8	SR	MARIETTA, GA./OSBORNE	14.2 PPG, 3.2 RPG
4	ANGEL RIZOR	F	6-0	JR	ZEBULON, N.C./EAST WAKE	6.7 PPG, 5.8 RPG
11	SAM RODGERS	G	5-10	JR	CINCINNATI, OHIO/LAKOTA EAST	7.3 PPG, 4.0 RPG
12	ANTOINETTE MILLER	G	5-6	JR	DETROIT, MICH./SOUTHFIELD-LATHRUP	9.2 PPG, 4.8 RPG
25	CHELSEA WARREN	F	5-9	SR	RED OAK, TEXAS/RED OAK	2.0 PPG, 2.5 RPG

### RESERVES

NO.	NAME	POS.	HT.	CL.-EXP.	HOMETOWN/HIGH SCHOOL/LAST SCHOOL	2018-19 AVG.
10	MICHAELA PORTER	G	5-9	SO	PITTSBURGH, PA./OBAMA ACADEMY OF INT'L STUDIES	1.5 PPG, 1.0 RPG
13	BRIANNA LIVINGSTON	G	5-9	SO	SCARBOROUGH, ONTARIO/WILFRED LAURIER	--
20	MAYA BENHAM	F	5-10	SR	DOUGLASVILLE, GA./OSBORNE	0.7 PPG, 0.3 RPG
22	MONIQUE THOMPSON	G	5-8	GR	LONG BEACH, CALIF./ST. ANTHONY/NORTHWEST CHRISTIAN	0.0 PPG, 0.6 RPG
23	IIMAR'I THOMAS	F	5-10	SO	OAKLAND, CALIF./SACRED HEART CATHEDRAL PREP	10.8 PPG, 6.3 RPG
30	FLORENCE SIFA	G	5-7	JR	BUJUMBURA, BURUNDI/JACKSONVILLE COLLEGE	9.8 PPG, 3.7 RPG
35	I'LIYAH GREEN	C	6-2	R-SO	LOUISVILLE, KY./MALE	0.0 PPG, 0.0 RPG
40	ANDEIJA PUCKETT	C	6-2	SO	GRIFFIN, GA./GRIFFIN	3.0 PPG, 3.2 RPG
*14	ADDAYA MOORE	G	5-10	R-SO	GRANITE CITY, ILL./GRANITE CITY/ILLINOIS	

\*SITTING OUT THIS SEASON DUE TO NCAA TRANSFER RULES

2018-19 NUMERICAL ROSTER

NO.	NAME	POS.	HT.	CL./ELIG.	HOMETOWN/HIGH SCHOOL/LAST SCHOOL
2	Nikira Goings	G	5-8	SR	Marietta, Ga./Osborne
4	Angel Rizer	F	6-0	JR	Zebulon, N.C./East Wake
10	Michaela Porter	G	5-9	SO	Pittsburgh, Pa./Obama Academy of International Studies
11	Sam Rodgers	G	5-10	JR	Cincinnati, Ohio/Lakota East
12	Antoinette Miller	G	5-6	JR	Detroit, Mich./Southfield-Lathrup
13	Brianna Livingston	G	5-9	SO	Scarborough, Ontario/Wilfred Laurier
14	Addaya Moore	G	5-10	R-SO	Granite City, Ill./Granite City/Illinois
20	Maya Benham	F	5-10	SR	Douglasville, Ga./Osborne
22	Monique Thompson	G	5-8	GR	Long Beach, Calif./St. Anthony/Northwest Christian
23	Ilmar'I Thomas	F	5-10	SO	Oakland, Calif./Sacred Heart Cathedral Prep
25	Chelsea Warren	F	5-9	SR	Red Oak, Texas/Red Oak
30	Florence Sifa	G	5-7	JR	Bujumbura, Burundi/Jacksonville College
35	I'Liyah Green	C	6-2	R-SO	Louisville, Ky./Male
40	Andeija Puckett	C	6-2	SO	Griffin, Ga./Griffin

2018-19 ALPHABETICAL ROSTER

NO.	NAME	POS.	HT.	CL./ELIG.	HOMETOWN/HIGH SCHOOL/LAST SCHOOL
20	Maya Benham	F	5-10	SR	Douglasville, Ga./Osborne
2	Nikira Goings	G	5-8	SR	Marietta, Ga./Osborne
35	I'Liyah Green	C	6-2	R-SO	Louisville, Ky./Male
13	Brianna Livingston	G	5-9	SO	Scarborough, Ontario/Wilfred Laurier
12	Antoinette Miller	G	5-6	JR	Detroit, Mich./Southfield-Lathrup
14	Addaya Moore	G	5-10	R-SO	Granite City, Ill./Granite City/Illinois
10	Michaela Porter	G	5-9	SO	Pittsburgh, Pa./Obama Academy of International Studies
40	Andeija Puckett	C	6-2	SO	Griffin, Ga./Griffin
4	Angel Rizer	F	6-0	JR	Zebulon, N.C./East Wake
30	Florence Sifa	G	5-7	JR	Bujumbura, Burundi/Jacksonville College
11	Sam Rodgers	G	5-10	JR	Cincinnati, Ohio/Lakota East
23	Ilmar'I Thomas	F	5-10	SO	Oakland, Calif./Sacred Heart Cathedral Prep
22	Monique Thompson	G	5-8	GR	Long Beach, Calif./St. Anthony/Northwest Christian
25	Chelsea Warren	F	5-9	SR	Red Oak, Texas/Red Oak

COACHING STAFF

Head Coach.....	Michelle Clark-Heard (Western Kentucky, 1990)
Record at UC.....	4-2 (first season)
Career Record.....	182-82 (ninth season)
Assistant Coach.....	Melissa Kolbe (Wittenberg, 1999)
Year at Cincinnati.....	First
Assistant Coach.....	Semeka Randall-Lay (Tennessee, 2000)
Year at Cincinnati.....	First
Assistant Coach.....	Heath Alexander (Oregon, 1998)
Year at Cincinnati.....	First
Director of Operations.....	Surina Dixon (Miss. Valley State, 1983)
Year at Cincinnati.....	First
Video Coordinator.....	Zach Anderson (Cincinnati, 2014)
Year at Cincinnati.....	Fourth
Director of Player Development.....	Hannah Gentry (Texas AGM, 2016)
Year at Cincinnati.....	Third
Student Assistant Coach.....	Zenzele Apesemaka-Vital
Year at Cincinnati.....	First

PRONUNCIATION GUIDE

Maya Benham .....	My-uh
Nikira Goings .....	Nih-keer-uh
I'Liyah Green .....	I-lee-uh
Addaya Moore.....	Uh-day-uh
Michaela Porter .....	Mih-kay-luh
Andeija Puckett.....	Ann-day-juh
Angel Rizer .....	Rye-zer
Ilmar'I Thomas .....	Ee-mar-ee
Melissa Kolbe.....	Coal-bee
Semeka Randall-Lay.....	Suh-mee-kuh
Zenzele Apesemaka-Vital.....	
Zen-zay-lay Ah-puh-suh-mah-kuh Vye-tuhl	

QUICK FACTS

GENERAL INFORMATION	
Location.....	Cincinnati, OH 45221
Founded.....	1819
Enrollment.....	45,949
Nickname.....	Bearcats
Colors.....	Red and Black
Arena.....	Fifth Third Arena (12,012)
Affiliation.....	NCAA Division I
Conference.....	American Athletic Conference
President .....	Dr. Neville Pinto
Alma mater.....	Indian Institute of Technology, New Delhi
Director of Athletics.....	Mike Bohn
Alma mater/year .....	Kansas, '83
Faculty Athletics Representative.....	Brian Hatch
Department of Athletics Phone.....	(513) 556-4603
Athletics Ticket Office Phone.....	(877) CATS-TIX
Athletics Website.....	GoBEARCATS.com
Athletics Twitter Account.....	@GoBears

HISTORY

First year of basketball.....	1971
All-time record .....	659-643 (.506)
No. Yrs. in NCAA Tournament/Last.....	4/2003
No. Yrs. in WNIT/Last.....	8/2018
Last Postseason Opponent.....	Michigan State
Result:.....	L, 81-75

TEAM INFORMATION

2018-19 Record .....	4-2
Home.....	3-1
Road.....	1-1
Neutral .....	--
American Athletic Conference Record.....	--
Starters returning/lost.....	3/2 (Returning: Goings, Rizer, Rodgers)
Letterwinners returning/lost.....	12/2
Newcomers.....	3
Percent of scoring returning.....	67.8 percent (1,443 of 2,127)
Percent of rebounding returning.....	65.6 percent (817 of 1,244)

SPORTS COMMUNICATION

Asst. Director, Sports Comm./WBB Contact.....	Drew Weber
Office.....	(513) 556-5145
Mobile.....	(513) 969-0301
Email .....	drew.weber@uc.edu
Sports Comm. Staff.....	Ryan Koslen
.....	Andre Foushee
.....	Alex Ryan
.....	Mollie Radzinski
.....	Carl Schmid
Website.....	GoBEARCATS.com

# FIFTH THIRD ARENA REOPENS



After a 20-month, privately-funded \$87-million renovation, Fifth Third Arena reopens in 2018-19 as the latest marker in the continued growth of University of Cincinnati basketball.

A program rich in tradition, UC women's basketball now calls this amazing on-campus facility home.

Improvements to the new-look, 12,012-seat, arena include two 360-degree concourses with court-centric seating, new club seats, loge boxes and premium suites. The Arena Club, Champions Club and the Mercedes-Benz Courtside Club provide entertainment options for fans. State-of-the-art videoboard and ribbon boards raise the gameday experience to a new level while increased points-of-sale for concessions feature food options from some of Cincinnati's most famous restaurants.

New student-athlete amenities include new locker rooms, a film room, a hydrotherapy room and the Margaret K. Valentine Classroom creates more learning environments for the University.

What isn't expected to change though is the thrilling environment on game day featuring loud and intimidating student sections along both baselines and passionate, determined play on the court.

Originally tabbed the Myrl H. Shoemaker Center, it was named after the former Ohio lieutenant governor who was instrumental in securing state funding for the building while he was chairman of the Ohio House Finance Appropriations Committee. Shoemaker died in 1985.

Affectionately known as "The Shoe," the arena was renamed Fifth Third Arena at Myrl H. Shoemaker Center in 2004 in recognition of Fifth Third Bank's support of the Varsity Village facilities enhancement project. Fifth Third Bank remains a valued long-term campus-wide partner on numerous initiatives.

In 2002, the floor was named Ed Jucker Court in honor of the men's head coach who led Cincinnati to its two national titles in 1961 and 1962.



## NEW ARENA FEATURES

- » Renovation of the building facade, entries and plazas, including the addition of an outdoor videoboard
- » Two 360-degree concourses and permanent lower bowl with court-centric seating and new chairback seating
- » New hospitality areas, including main and upper level concourse bars available to all fans and the addition of three exclusive clubs - the Arena Club, the Champions Club and the Mercedes-Benz Courtside Club
- » New upper-level concourse with its own fan amenities, including new restrooms, concessions and a specialty drink bar
- » Additional bars at the north end of the main and upper concourses - the Armory Bar and the Queen City Bar - that highlight UC Athletics' partnerships with Braxton, MadTree and Rhinegeist
- » New center-hung videoboard, ribbon boards, sound system and LED lighting to enhance game atmosphere
- » Increased points and sale for concessions including some of Cincinnati's favorite food options - Buffalo Wings & Rings, Frisch's, Skyline Chili and Taste of Belgium
- » Open entrance plaza with centralized ticketing and guest services along with the new Fan First Center



TEAM STATISTICS

	CIN	OPP	LU	OPP
<b>Scoring</b>	383	355	259	343
Points p/g	63.8	59.2	51.8	68.6
Scoring Margin	+4.7	--	-16.8	--
<b>Field Goals - Att.</b>	147-359	130-355	91-268	129-311
Field Goal %	.409	.366	.340	.415
<b>3-Point FG - Att.</b>	23-76	36-125	24-93	41-124
3-Point FG %	.303	.288	.228	.331
<b>Free Throws - Att.</b>	66-106	59-105	53-76	44-73
Free Throw %	.623	.562	.697	.603
<b>Rebounds</b>	230	238	167	211
Rebounds p/g	38.3	39.7	33.4	42.2
<b>Assists p/g</b>	13.0	12.3	8.0	16.0
<b>Turnovers p/g</b>	15.2	18.5	22.2	17.4
<b>Steals p/g</b>	7.8	3.3	8.4	10.4
<b>Blocks p/g</b>	2.5	2.2	1.2	4.6

<b>Points</b>	Goings	14.2	Clark	11.3
<b>Points</b>	Thomas	10.8	Kmec	8.7
<b>Rebounds</b>	Thomas	6.3	Clark	5.0
<b>Assists</b>	Miller	5.0	Rau	2.0
<b>Steals</b>	Miller	3.2	Manos	1.6
<b>Blocks</b>	Thomas	1.2	Rosenbaum	0.6

SERIES HISTORY

vs. LIPSCOMB

First Meeting

// SCOUTING THE LADY BISONS

» LIPSCOMB DROPPED TO 2-3 ON THE SEASON TUESDAY FOLLOWING A 97-61 LOSS AT MURRAY STATE. ANNA HAMMAKER LED THE LADY BISONS WITH A CAREER-HIGH 17 POINTS OFF THE BENCH. KELLEY MORROW AND TAYLOR CLARK ALSO REACHED DOUBLE FIGURES, SCORING 13 AND 11 POINTS, RESPECTIVELY. MORROW ALSO BROUGHT DOWN A TEAM HIGH NINE BOARDS. ON THE SEASON, CLARK LEADS THE TEAM WITH 11.3 POINTS AND 5.0 REBOUNDS PER GAME, WHILE EMILY KMEC AND MORROW ADD 8.7 AND 8.6 POINTS, RESPECTIVELY, EACH CONTEST. IN THE PRESEASON, LIPSCOMB WAS PICKED TO FINISH SEVENTH IN THE NINE-TEAM ATLANTIC SUN CONFERENCE.

// SIFA'S JOURNEY

» NEWCOMER FLORENCE SIFA HAD A LONG, WINDING JOURNEY TO NCAA DIVISION I BASKETBALL, BUT IS THRIVING EARLY ON AT UC. HAVING EXPERIENCED CIVIL WAR AND POLITICAL UNREST IN HER EAST AFRICAN HOME COUNTRY OF BURUNDI, SIFA FOLLOWED HER BASKETBALL DREAM TO JUNIOR COLLEGE IN JACKSONVILLE, TEXAS AND NOW TO CINCINNATI. AN ATHLETIC GUARD, SHE HAS ALREADY PROVEN TO BE A GREAT, LATE ADDITION TO THE BEARCATS ROSTER WITH 9.8 POINTS AND 3.7 REBOUNDS PER GAME THROUGH SIX CONTESTS.

// PUCKETT IMPRESSES

» SOPHOMORE CENTER ANDEIJA PUCKETT, WHO WAS PREVIOUSLY USED SPARINGLY OFF THE BENCH, GOT THE START SUNDAY AT ST. LOUIS AND DELIVERED. IN HER FIRST-CAREER APPEARANCE IN THE STARTING LINEUP, THE SOPHOMORE IMPRESSED WITH A GAME AND CAREER-HIGH 10 REBOUNDS TO GO ALONG WITH FOUR POINTS, THREE STEALS, AND TWO BLOCKS IN 23 MINUTES OF PLAY. PUCKETT'S EMERGENCE NOW GIVES UC ANOTHER WEAPON IN THE POST.

// 2019-20 SIGNING CLASS

» UC SIGNED A TALENTED, SIX-MEMBER RECRUITING CLASS FOR THE 2019-20 SEASON ON MONDAY. STRETCHING FROM THE MID-ATLANTIC TO THE SOUTHEAST AND ALL THE WAY TO AFRICA, HEAD COACH MICHELLE CLARK-HEARD'S INAUGURAL BEARCATS SIGNING CLASS FEATURES PLAYERS WHO ARE TENACIOUS, VERSATILE, AND TRUE WINNERS. SIGNED INCLUDE: 6-FOOT-2 FORWARD JANA ABDULLAH (ALEXANDRIA, EGYPT/KING INTEGRATED AMERICAN SCHOOL), 5-FOOT-6 POINT GUARD ALEAH NELSON (NOTTINGHAM, MD./MCDONOUGH HIGH SCHOOL), 6-FOOT-1 WING JADA SCOTT (TOWNSEND, GA./FREDERICA ACADEMY), 6-FOOT-1 FORWARD JADYN SCOTT (TOWNSEND, GA./FREDERICA ACADEMY), 5-FOOT-8 GUARD JORDAN TUFF (KERNERSVILLE, N.C./CONNECTIONS ACADEMY), AND 5-FOOT-8 GUARD CHELLIA WATSON (WINDER, GA./WINDOW-BARROW HIGH SCHOOL). THE SCOTT TWINS' BROTHER, TREVON, IS A REDSHIRT JUNIOR FORWARD ON THE UC MEN'S BASKETBALL TEAM.

// CLARK-HEARD IN CHARGE

» LEADING UC THIS YEAR WILL BE HEAD COACH MICHELLE CLARK-HEARD WHO WAS AN ASSISTANT AT UC FROM 2002-05 AND SPENT THE PREVIOUS SIX SEASONS AS THE HEAD COACH AT WESTERN KENTUCKY. IN SIX SEASONS AT WKU, CLARK-HEARD REACHED FOUR NCAA TOURNAMENTS, WON FOUR CONFERENCE TOURNAMENT CHAMPIONSHIPS AND TWO REGULAR SEASON CONFERENCE TITLES WHILE POSTING 154 WINS, BECOMING THE SECOND-FASTEST LADY TOPPER COACH TO REACH 100 VICTORIES WITH THE PROGRAM. SHE AMASSED A 154-48 (.762) RECORD AT WKU AND A 178-80 (.690) CAREER MARK. CLARK-HEARD HAS LED HER TEAMS TO SIX-CONSECUTIVE 20-WIN SEASONS AND SIX-STRAIGHT APPEARANCES IN THE POSTSEASON (FOUR NCAA, TWO WNIT).

// GOING LIVE

» WATCHING BEARCATS BASKETBALL LIVE ON YOUR TV, TABLET, LAPTOP, SMART PHONE, ETC. WILL BE EASIER THAN EVER IN 2018-19. UC'S TV/STREAMING SCHEDULE WILL FEATURE 11 HOME GAMES STREAMED LIVE ON BEARCATS TV, SIX GAMES ON ESPN3, THREE ON ESPNU, TWO ON THE AMERICAN DIGITAL NETWORK, AND ONE EACH ON ESPN2, ACC NETWORK EXTRA, AND BIG TEN NETWORK PLUS.

// APESEMAKA-VITAL NAMED STUDENT ASSISTANT COACH

» FRESHMAN ZENZELE APESEMAKA-VITAL WILL CONTINUE WITH THE PROGRAM AS A STUDENT ASSISTANT COACH DUE TO MEDICAL REASONS. A NATIVE OF WALDORF, MARYLAND, APESEMAKA-VITAL SIGNED WITH THE BEARCATS IN NOVEMBER OF 2017 AND WAS SET TO ENTER HER FRESHMAN SEASON IN CINCINNATI. SHOWING ITS UNWAVERING COMMITMENT TO THE EDUCATION AND INCLUSION OF ITS STUDENT-ATHLETES, THE UNIVERSITY OF CINCINNATI WILL HONOR APESEMAKA-VITAL'S SCHOLARSHIP THROUGH GRADUATION AS SHE WILL TAKE ON A NEW ROLE WITH THE WOMEN'S BASKETBALL PROGRAM AS A STUDENT ASSISTANT COACH.

THE LAST TIME ...

**UC scored 100 or more points in a game...**  
vs. Charleston Southern, Nov. 25, 2003 (W, 105-60)

**UC played an overtime game...**  
vs. Old Dominion, Nov. 12, 2018 (L, 76-72)

**UC played a double-overtime game...**  
vs. Houston, Jan. 7, 2015 (W, 76-73)

**UC won a game by 20 or more points...**  
vs. Austin Peay, Nov. 6, 2018 (W, 69-48)

**UC won a game by 30 or more points...**  
vs. Tulsa, Feb. 17, 2018 (W, 78-41)

**A UC player scored 20 or more points in a game...**  
vs. Yale, Nov. 21, 2018  
Nikira Goings, 20 pts

**Two UC players scored 20 or more points in a game...**  
at Temple, Feb. 21, 2018  
Shanice Johnson, 24 pts, Ana Owens, 24 pts

**Three UC players scored 20 or more points in a game...**  
vs. Houston, Jan. 7, 2017  
Ana Owens - 22 pts, Bianca Quisenberry - 22 pts, Shanice Johnson - 21 pts

**A UC player scored 30 or more points in a game...**  
at Michigan State, Mar. 15, 2018  
Genesis Parker, 30 pts.

**A UC player recorded a double-double in a game...**  
vs. Yale, Nov. 21, 2018  
Ilmar'l Thomas, 14 pts, 10 rebs

**Two UC players recorded a double-double in a game...**  
vs. Houston, Jan. 7, 2017  
Ana Owens - 22 points, 12 assists; Shanice Johnson - 21 pts, 12 rebs

**Three UC players recorded a double-double in the same game...**  
Jill Stephens (17/12), Tenishia Benson (19/10), Kahla Roudebush (19/11) vs. Central Michigan, Dec. 17, 2007

**A UC player recorded a double-double in consecutive games...**  
Shanice Johnson  
vs. Memphis - 19 pts, 13 rebs (Feb. 18, 2017) | at East Carolina - 14 pts, 14 rebs (Feb. 22, 2017)

**A UC player recorded a triple-double in a game...**  
vs. Marquette, Jan. 25, 1992  
Jane Anne Preston, 13 pts, 10 rebs, 11 ast

**A UC player had 10 or more assists in a game...**  
vs. Houston, Jan. 7, 2017  
Ana Owens, 12

**A UC player had 20 or more rebounds in a game...**  
McNeese State, Nov. 21, 2007  
Jill Stephens, 22

**A UC player had five or more steals in a game...**  
vs. Tulane, Feb. 10, 2018  
Shanice Johnson, 5

**A UC player had five or more blocks in a game...**  
at Louisville, Jan. 11, 2014  
Jeanise Randolph, 6

**A UC player had five or more 3-pointers in a game...**  
vs. ETSU, Nov. 9, 2018  
Nikira Goings, 5

2018-19 UC STATISTICAL RANKINGS

CATEGORY	CONFERENCE	NATIONAL
Scoring Offense	8th	63.8
Scoring Defense	7th	59.2
Scoring Margin	6th	+4.7
Free Throw Pct.	10th	.623
FG Pct.	8th	.409
FG Pct. Defense	4th	.366
3-FG Pct.	6th	.303
3-FG Pct. Defense	4th	.288
Rebound Margin	9th	-1.3
Blocked Shots	10th	2.5
Assists	7th	13.0
Steals	6th	7.8
Turnover Margin	5th	+3.33
Assist/Turnover Ratio	5th	0.9
Offensive Rebounds	9th	11.0
Defensive Rebounds	3rd	27.3
3-FG Made	10th	3.8

INDIVIDUAL

SCORING

Nikira Goings	11th	14.2
Ilmar'I Thomas	28th	10.8
Florence Sifa	30th	9.8

REBOUNDS

Ilmar'I Thomas	13th	6.3
Angel Rizor	16th	5.8

FIELD GOAL PCT.

Ilmar'I Thomas	3rd	.622
Florence Sifa	T14th	.522

ASSISTS

Antoinette Miller	2nd	5.0
-------------------	-----	-----

FREE THROW PCT.

Nikira Goings	T12th	.750
---------------	-------	------

STEALS

Antoinette Miller	T1st	3.2	40th	3.6
-------------------	------	-----	------	-----

3-PT FIELD GOAL PCT.

Nikira Goings	12th	.341
---------------	------	------

3-PT FIELD GOAL MADE

Nikira Goings	T5th	2.3
---------------	------	-----

BLOCKED SHOTS

Ilmar'I Thomas	5th	1.2
Andeija Puckett	10th	0.8

ASSIST/TURNOVER RATIO

Antoinette Miller	1st	3.3	34th	3.3
-------------------	-----	-----	------	-----

OFFENSIVE REBOUNDS

Angel Rizor	T12th	2.6
-------------	-------	-----

DEFENSIVE REBOUNDS

Antoinette Miller	T7th	4.7
Ilmar'I Thomas	T7th	4.7

2018-19 AAC REGULAR SEASON STANDINGS

	Overall	Conference
ECU	4-0	--
UConn	4-0	--
Wichita State	4-1	--
Tulane	3-1	--
UCF	3-1	--
Cincinnati	4-2	--
USF	4-2	--
Tulsa	3-2	--
Houston	3-3	--
SMU	3-3	--
Memphis	2-3	--
Temple	2-3	--

// TALENTED COACHING STAFF

- » HEAD COACH MICHELLE CLARK-HEARD BRINGS A TALENTED COACHING STAFF TO UC.
- » MELISSA KOLBE, WITH 17 YEARS OF EXPERIENCE AS AN NCAA DIVISION I ASSISTANT, COMES TO UC AFTER SPENDING THE PAST THREE SEASONS ON CLARK-HEARD'S STAFF AT WKU. PREVIOUSLY, HER COACHING STINTS INCLUDED STOPS AT MOUNT SAINT MARY'S (2014-15), EASTERN KENTUCKY (2008-14), ECU (2002-08), MERCER (2001-02), AND VALDOSTA STATE (1999-2001).
- » EQUIPPED WITH EIGHT YEARS OF NCAA DIVISION I HEAD COACHING EXPERIENCE AND MULTIPLE STOPS AS AN ASSISTANT, SEMEKA RANDALL-LAY COMES TO UC AFTER SPENDING THE PAST TWO SEASONS IN AN ASSISTANT ROLE AT WRIGHT STATE. WHILE AT WSU, SHE HELPED GUIDE THE RAIDERS TO BACK-TO-BACK SEASONS OF 23 WINS OR MORE AS WELL AS TWO TRIPS TO THE POSTSEASON WOMEN'S NATIONAL INVITATION TOURNAMENT (WNIT).
- » A FOUR-YEAR NAIA HEAD COACHING VETERAN WITH A DECADE OF EXPERIENCE AT THE NCAA DIVISION I LEVEL AS AN ASSISTANT, HEATH ALEXANDER COMES TO CLIFTON AFTER FOUR SEASONS AT THE HELM AT NORTHWEST CHRISTIAN UNIVERSITY (NCU) IN EUGENE, OREGON. ALEXANDER GUIDED NCU TO UNPRECEDENTED HEIGHTS WITH FOUR-STRAIGHT PLAYOFF APPEARANCES INCLUDING THREE TRIPS TO THE CCC SEMIFINALS.

// AMERICAN PRESEASON

- UC WAS PICKED TO FINISH FIFTH IN THE 12-TEAM AMERICAN ATHLETIC CONFERENCE PRESEASON COACHES POLL. THE PICK IS THE HIGHEST THE BEARCATS HAVE EVER BEEN SELECTED IN THEIR SIX YEARS IN THE AAC.
- DEFENDING AMERICAN CHAMPION UCONN WAS SELECTED AS THE PRESEASON FAVORITE, EARNING 10 FIRST-PLACE VOTES.

PRESEASON COACHES POLL

(FIRST-PLACE VOTES IN PARENTHESIS)

	TEAM	POINTS
1.	UCONN (10)	121
2.	USF (1)	111
3.	HOUSTON	95
4.	UCF	92
5.	CINCINNATI	74
6.	TEMPLE	72
7.	SMU	55
8.	ECU	46
9.	TULANE	42
10.	WICHITA STATE	35
11.	MEMPHIS	25
12.	TULSA	24

PRESEASON PLAYER OF THE YEAR

KATIE LOU SAMUELSON, UCONN

PRESEASON ALL-CONFERENCE TEAM

FIRST TEAM

NAPHEESA COLLIER, UCONN\*  
 CRYSTAL DANGERFIELD, UCONN  
 KATIE LOU SAMUELSON, UCONN\*  
 JASMINE HARRIS, HOUSTON  
 KITIJA LAKSA, USF\*

SECOND TEAM

ANGELA HARRIS, HOUSTON  
 LAURA FERREIRA, USF  
 ALICIA FROLING, SMU  
 ALLIYA BUTTS, TEMPLE  
 MIA DAVIS, TEMPLE

\*DENOTES UNANIMOUS SELECTION

BREAKING DOWN 2018-19

CINCINNATI'S RECORD WHEN...	
Overall	4-2
Home	3-1
Road	1-1
Neutral	--
American	--
American Home	--
American Road	--
Overtime games	--
Versus ranked opponents	--
Leading at the half	2-1
Trailing at the half	--
Tied at the half	2-1
Outshooting its opponent	3-0
Being outshot by its opponent	1-2
Outrebounding its opponent	2-0
Being outrebounded by its opponent	2-2
Rebounds are equal	--
Games decided by 10 or fewer points	--
Games decided by 5 or fewer points	1-1
Score 50-plus points	1-0
Score 60-plus points	2-0
Score 70-plus points	1-1
Score 80-plus points	--
Score 90-plus points	--
Opp. score less than 40 points	--
Opp. score less than 50 points	1-0
Opp. score less than 60 points	2-0
Opp. score less than 70 points	1-1
Opp. score less than 80 points	0-1
Opp. score 80-plus points	--
Opp. score 90-plus points	--
Commit fewer turnovers than opp.	3-2
Commit more turnovers than opp.	1-0
Turnovers are equal	--
On Monday	0-1
On Tuesday	1-0
On Wednesday	1-0
On Thursday	--
On Friday	1-1
On Saturday	--
On Sunday	1-0
In November	4-2
In December	--
In January	--
In February	--
In March	--
In White Uniforms	3-1
In Black Uniforms	1-0
In Red Uniforms	0-1
In Pink Uniforms	--
After a Win	2-1
After a Loss	1-1

**ASSOCIATED PRESS TOP 25**

RK.	SCHOOL (FIRST PLACE)	RECORD	PTS.
1	Notre Dame (31)	3-0	775
2	UConn	2-0	736
3	Oregon	4-0	705
4	Baylor	4-0	677
5	Louisville	2-0	656
6	Mississippi State	4-0	604
7	Maryland	4-0	563
8	Stanford	3-0	562
9	Oregon State	3-0	537
10	Texas	3-0	490
11	Tennessee	3-0	469
12	Iowa	4-0	435
13	South Carolina	2-1	365
14	Syracuse	3-1	357
15	NC State	4-0	355
16	DePaul	1-1	279
17	South Florida	4-0	243
18	California	4-0	219
19	Arizona State	2-1	165
20	Texas A&M	2-1	143
21	Missouri	2-1	135
22	Marquette	3-1	119
23	Minnesota	3-0	115
24	Miami	4-1	94
25	West Virginia	3-0	70

Others receiving votes: Iowa State 64, Georgia 48, Northwestern 45, Drake 12, UCLA 8, Boise State 6, Michigan 5, Virginia Tech 5, Missouri State 4, TCU 3, Green Bay 2, USC 2, Georgia Tech 1, Duke 1, South Dakota State 1

**ESPN/USA TODAY TOP 25**

RK.	SCHOOL (FIRST PLACE)	RECORD	PTS.
1	Notre Dame (30)	3-0	774
2	UConn (1)	2-0	739
3	Oregon	4-0	704
4	Louisville	3-0	677
5	Baylor	4-0	650
6	Mississippi State	4-0	604
7	Stanford	3-0	563
8	Oregon State	3-0	535
9	Texas	3-0	524
10	Maryland	4-0	517
11	Tennessee	3-0	454
12	South Carolina	2-1	387
13	NC State	4-0	373
14	Iowa	4-0	368
15	Syracuse	3-1	353
16	DePaul	1-1	284
17	South Florida	4-0	276
18	Missouri	3-1	180
19	Marquette	3-1	144
20	West Virginia	3-0	136
20	Texas A&M	2-1	136
22	Miami	4-1	111
23	California	4-0	100
24	Georgia	2-2	98
25	Arizona State	2-1	85

Others receiving votes: UCLA 66, Michigan 45, Iowa State 33, Duke 31, Minnesota 26, Drake 24, Florida State 13, Northwestern 13, USC 12, Green Bay 10, Kentucky 6, UCF 6, Gonzaga 4, Oklahoma State 3, Villanova 3, South Dakota State 3, Tulane 1, Virginia Tech 1, Kansas 1, Michigan State 1, Boise State 1

**// 2018-19 NEWCOMERS**

» UC WELCOMES THREE NEWCOMERS IN 2018-19 IN TRANSFER GUARDS ADDAYA MOORE (GRANITE CITY, ILL./GRANITE CITY/ILLINOIS), MONIQUE THOMPSON (LONG BEACH, CALIF./ST. ANTHONY/NORTHWEST CHRISTIAN), AND SIFA MOORE TRANSFERRED TO UC FROM ILLINOIS AND WILL SIT OUT THIS SEASON DUE TO NCAA TRANSFER RULES WITH THREE SEASONS OF ELIGIBILITY REMAINING IN CLIFTON, BEGINNING WITH THE 2019-20 SEASON. THOMPSON IS A GRADUATE TRANSFER FROM NAIA NORTHWEST CHRISTIAN IN EUGENE, OREGON AND IS ELIGIBLE TO PLAY THIS SEASON. SIFA COMES TO UC FROM THE JUCO RANKS AT JACKSONVILLE COLLEGE IN JACKSONVILLE, TEXAS AND WILL BE AN IMPORTANT CONTRIBUTOR FOR THE BEARCATS IN 2018-19.

**// CONTINUING MOMENTUM**

» UC RETURNS THREE STARTERS IN 2018-19 FROM A TEAM THAT WON 19 GAMES LAST YEAR -- ITS BEST SEASON IN 15 YEARS -- AND ADVANCED TO THE SEMIFINALS OF THE AMERICAN ATHLETIC CONFERENCE CHAMPIONSHIP. WITH 68 PERCENT OF THEIR SCORING AND 66 PERCENT OF THEIR REBOUNDING BACK, THE BEARCATS ALSO BOAST THE LEAGUE'S REIGNING FRESHMAN OF THE YEAR IN SOPHOMORE FORWARD THOMAS. UC'S LEADING RETURNING SCORER FROM A YEAR AGO, GOINGS, IS ALSO BACK AFTER AVERAGING 11.2 POINTS PER GAME IN 2017-18.

**2018-19 DOUBLE-DOUBLES**

PLAYER	2018-19	CAREER
Ilmar'I Thomas	1	3
Angel Rizor	--	1
Nikira Goings	--	1

**2018-19 DOUBLE-DIGIT GAMES**

PLAYER	2018-19	CAREER
Ilmar'I Thomas	5	19
Nikira Goings	4	25
Antoinette Miller	3	10
Angel Rizor	2	14
Florence Sifa	2	2
Sam Rodgers	1	8
Michaela Porter	--	1
Maya Benham	--	1
Chelsea Warren	--	4

**2018-19 20-PLUS POINT GAMES**

PLAYER	2018-19	CAREER
Nikira Goings	2	6
Antoinette Miller	--	1

**2018-19 30-PLUS POINT GAMES**

PLAYER	2018-19	CAREER

**CINCINNATI POSTSEASON HISTORY**

WNIT ALL-TIME RESULTS		
Year	Opponent	Result
1981 (NWIT)	vs. Drake	L, 76-84
	vs. Tennessee Tech	L, 80-81
	vs. Baylor	W, 94-77
1998	at Toledo	L, 62-76
2000	at Pittsburgh	W, 76-70
	Michigan State	L, 83-88
2001	at Ohio State	L, 60-61
2004	at Western Kentucky	L, 78-80 <sup>OT</sup>
2006	at Florida International	L, 75-81
2012	vs. Duquesne	W, 68-63 <sup>OT</sup>
	at Toledo	L, 72-51
2018	at Michigan State	L, 81-75

NCAA TOURNAMENT ALL-TIME RESULTS		
Year	Opponent	Result
1989	Bowling Green	L, 59-69
1999	Oregon	L, 56-65
2002	St. Peter's	W, 76-63 <sup>OT</sup>
	South Carolina	L, 56-75
2003	Arkansas	L, 53-72

Total Postseason Appearances: 12  
(NCAA - 4, WNIT - 8)

All-Time Postseason Record: 4-12  
NCAA Record: 1-4


2018-19 RADIO/TELEVISION CHART



**NIKIRA GOINGS**  
SR | MARIETTA, GA




**ANGEL RIZOR**  
JR | ZEBULON, NC



**MICHAELA PORTER**  
SO | PITTSBURGH, PA



**SAM RODGERS**  
JR | CINCINNATI, OH



**ANTOINETTE MILLER**  
JR | DETROIT, MI



**BRIANNA LIVINGSTON**  
SO | SCARBOROUGH, ONTARIO



**ADDAYA MOORE**  
R-SO | GRANITE CITY, IL



**MAYA BENHAM**  
SR | DOUGLASVILLE, GA




**MONIQUE THOMPSON**  
GR | LONG BEACH, CA



**IIMAR'I THOMAS**  
SO | OAKLAND, CA



**CHELSEA WARREN**  
SR | RED OAK, TX



**FLORENCE SIFA**  
JR | BUJUMBURA, BURUNDI



**I'LYAH GREEN**  
R-SO | LOUISVILLE, KY



**ANDEIJA PUCKETT**  
SO | GRIFFIN, GA



**MICHELLE CLARK-HEARD**  
HEAD COACH



**MELISSA KOLBE**  
ASSISTANT COACH



**SEMEKA RANDALL-LAY**  
ASSISTANT COACH



**HEATH ALEXANDER**  
ASSISTANT COACH

## HEAD COACH MICHELLE CLARK-HEARD



**Michelle Clark-Heard** was named the ninth University of Cincinnati women's basketball coach in March 2018.

Clark-Heard, who was an assistant at UC from 2002-05, spent the previous six seasons as the head coach at Western Kentucky University.

In six seasons at WKU, Clark-Heard reached four NCAA Tournaments, won four conference tournament championships and two regular season conference titles while posting 154 wins, becoming the second-fastest Lady Topper coach to reach 100 victories with the program.

Clark-Heard took over a program with a 9-21 record in 2011-12 and she led the Hilltoppers to a 22-11 mark in her first season (2012-13), a 13-win improvement, which was the largest in Sun Belt Conference history.

WKU finished the 2017-18 campaign with a 24-9 record and captured the 2018 Conference USA Tournament championship and qualified for its third NCAA Tournament in four years. Tashia Brown was tabbed as an Associated Press Honorable Mention All-American and the C-USA Player of the Year.

Clark-Heard amassed a 154-47 (.766) record at WKU and a 178-79 (.693) career mark. Clark-Heard has led her teams to six consecutive 20-win seasons and six-straight appearances in the postseason (four NCAA, two WNIT).

The 2016-17 campaign saw WKU claim its second sweep of the C-USA regular season and tournament championships in just three seasons as a member of the league. The Lady Toppers put together a 27-7 record and a 16-2 mark in C-USA play; the team also pieced together a 12-game winning streak entering the NCAA Tournament, culminating in a 67-56 win over Southern Miss in the C-USA championship game on March 11.

Following the season, Clark-Heard was invited to serve as an assistant coach for the United States U-23 National Team in the inaugural Four Nations Tournament in Tokyo, Japan. During her second stint with the red, white and blue, Clark-Heard helped to push the Americans to an undefeated record and the championship in the event, defeating their opponents by an average of 32 points along the way.

Following the 2014-15 season, Clark-Heard was recognized for her outstanding accomplishments, earning Conference USA Coach of the Year and 2015 United States Marine Corps/WBCA NCAA Division I Regional Coach of the Year honors. Her selection as a WBCA Regional Coach of the Year also made her a finalist for the Pat Summitt Trophy, awarded annually to the 2015 United States Marine Corps/WBCA NCAA Division I National Coach of the Year.

Clark-Heard was named an assistant coach for the 2015 U.S. Pan American Women's Basketball Team, joining head coach Lisa Bluder of the University of Iowa and fellow assistant coach Scott Rueck of Oregon State University on the 2015 staff. In Toronto, Clark-Heard helped lead the United States to a silver medal in her international assistant coaching debut, falling just short in the gold medal game against the host Canadians.

## MICHELLE CLARK-HEARD

## HEAD WOMEN'S BASKETBALL COACH | 1ST SEASON

In 2013-14, Clark-Heard helped WKU win its final seven regular season games before reeling off three straight in New Orleans, La. in March 2014 to win the Sun Belt Conference Championships with a 61-60 win over Arkansas State after WKU faced a 14-point deficit in the second half. The season also saw WKU defeat Georgetown in the Puerto Rico Classic after facing a 16-point deficit in the second half.

The season was capped by a 87-74 loss to fifth-ranked Baylor in Waco, Texas in the opening round of the 2014 NCAA Tournament, ending the longest NCAA Tournament appearance drought in program history.

The run to the tournament helped WKU secure a 24-9 record and finish with 20-wins for the second straight season. Her consecutive 20-win seasons to begin her time at WKU marked the first time in Sun Belt Conference history that a team had won 20 games in back-to-back years following a season in which it had won less than 10 games.

Her success in 2013-14 followed a massive improvement on the floor in 2012-13.

In her first year as a Division One coach in 2012-13, Clark-Heard helped WKU to a 13-win improvement over the 2011-12 season output. It was the largest in Sun Belt Conference history as WKU turned a 9-21 mark into a 22-11 record. WKU's eight win improvement in conference play from five wins to 13 wins was tied for the largest in league history. The Lady Toppers also became the first team in Sun Belt Conference history to win 20 games in the season following a year in which the team won less than 10 games earlier this season.

Her first season at WKU also showcased her ability to develop players. The duo of Chastity Gooch and Alexis Govan averaged a combined 12.7 ppg in 2011-12 but posted 36.5 per outing in 2012-13. The duo combined for 1,203 points after posting 381 last season. The team also saw major improvement in nearly all statistical categories, including improving free throw shooting by over 11 percent to .739, the third highest mark in school history.

Clark-Heard spent five years as an assistant coach to Jeff Walz at Louisville from 2007-12. During her time with the program, the Cardinals made three Sweet 16 appearances and their first Final Four appearance, finishing as the National Runner-Up in 2009.

Showing her prowess as a recruiter, she was instrumental in bringing in the No. 12 recruiting class to UofL in 2008, then followed with three consecutive Top 10 classes in 2009, 2010 and 2011. The 2010 recruiting class was the highest ranked class in school history, No. 5 nationally.

Among the most notable players Clark-Heard coached at Louisville was overall number one pick in the 2009 WNBA Draft, Angel McCoughtry and overall number eight pick in the 2013 WNBA Draft, Shoni Shimmel. Overall, she coached five players at Louisville that went on to be drafted in the WNBA Draft.

Prior to her time at Louisville, Clark-Heard spent two seasons as the head coach at Kentucky State, taking the reigns of the program in June 2005. She took over a program that had won just one game during the 2004-05 season. In her first season she led the Thorobrettes to a 5-23 record, four of the wins



were against Southern Intercollegiate Athletic Conference opponents. Her team was picked to finish 11th in the SIAC but ended the season in ninth place. In her second season at KSU, she guided the Thorobrettes to an impressive 19-9 record, finishing tied for fourth place in the SIAC. Clark-Heard earned SIAC Coach-of-the-Year honors after the impressive turnaround. Her 2006-07 Thorobrettes were the second most improved team in NCAA Division II women's basketball during the 2006-07 season.

Before being named head coach at Kentucky State, Clark-Heard spent three seasons at Cincinnati as an assistant and four years at Nebraska in the same role. The Bearcats advanced to postseason play in two of her three seasons there while she helped Nebraska reach the NCAA Tournament twice during her time with the team. She was also responsible for helping sign McDonald's All-American Janice Bright for the Cornhuskers in 2001 while coaching alongside current Louisville coach Jeff Walz and under former WKU coach Paul Sanderford.

A four-year letterwinner on the Hill (1987-90), Clark-Heard was part of four NCAA Tournament teams during her Lady Topper career. She also helped guide the Lady Toppers to a pair of Sun Belt Conference Tournament championships (1988 and 1989) and two conference regular-season titles (1989 and 1990). She played in 118 games during her four years in the Hill, scoring 790 points and pulling down 615 rebounds. WKU amassed 89 victories during her four years in uniform, winning 70 percent of the games over that span and putting together three 20-win seasons.

Upon graduation from WKU, she spent eight years working within a recreational setting in Kentucky, including five years in Bowling Green and three with the Louisville Metro Parks Department.

While in Louisville, she served as head junior varsity coach and assistant varsity coach at DuPont Manual High School for the 1994-95 season. Additionally, she played professionally with the Kentucky Marauders of the Women's Basketball Association in 1994-95.

The Louisville native earned Kentucky High School State Player of the Year honors in 1986 while playing at Atherton High School and was inducted into the Atherton Hall of Fame in 2003.

She married Luther Heard on August 16, 2003.

**HEAD COACH MICHELLE CLARK-HEARD**

**YEAR-BY-YEAR AS HEAD COACH**

	Overall	Home	Away	Neutral
OVERALL	182-82	90-25	68-47	24-10
2018-19	4-2	3-1	1-1	--
2017-18	24-9	11-1	6-7	7-1
2016-17	27-7	14-1	9-3	4-3
2015-16	27-7	14-1	12-5	1-1
2014-15	30-5	14-1	12-3	4-1
2013-14	24-9	11-3	8-5	5-1
2012-13	22-11	10-5	10-6	2-0
2006-07	19-9	8-4	10-4	1-1
2005-06	5-23	5-8	0-13	0-2

	Conference	Postseason
OVERALL	102-44	--
2018-19	--	--
2017-18	12-4	NCAA First Round
2016-17	16-2	NCAA First Round
2015-16	15-3	WNIT Quarterfinals
2014-15	16-2	NCAA First Round
2013-14	13-5	NCAA First Round
2012-13	13-7	WNIT Second Round
2006-07	13-6	--
2005-06	4-15	--

**WNBA DRAFT PICKS COACHED**

Asia Taylor (Louisville, 2011-14)	Minnesota Lynx
Antonita Slaughter (Louisville, 2011-14)	Los Angeles Sparks
Shoni Schimmel (Louisville, 2011-14)	Atlanta Dream
Angel McCoughtry (Louisville, 2005-09)	Atlanta Dream
Candycy Bingham (Louisville, 2008-09)	San Antonio Silver Stars
K.B. Sharp (Cincinnati, 2000-03)	New York Liberty
Nicole Kubik (Nebraska, 1995-98)	Los Angeles Sparks

**BY THE NUMBERS**

Overall Head Coaching Record	182-82
Head Coaching Record Over Last Four Years	82-25
Tournament Titles as Head Coach	4
Overall Postseason Record as Head Coach	18-8
NCAA Tournament Appearances as AC or HC	11
Conference Coach of the Year Selections	2

**RETURN TO CINCINNATI**

Clark-Heard was a member of Laurie Pirtle's -- the all-time winningest head coach in UC women's basketball history -- staff as an assistant from 2002-05. With Clark-Heard on the sidelines during the 2002-03 season, the Bearcats won 23 games and advanced to the 2003 NCAA Tournament. Overall, the Red & Black won 43 games over the three seasons.



**COMMENTS ON COACH CLARK-HEARD**

"Michelle brings an impressive, proven record as a head coach. Coupled with our move back to what we believe will be the nation's finest on-campus arena provides for an exciting new era for women's basketball at the University of Cincinnati."

**- Mike Bohn, Director of Athletics  
University of Cincinnati**

"Six years ago, Michelle Clark-Heard inherited a program coming off a school-record 21 losses the prior season. The job she has done has been truly remarkable. Our 154 total wins during her tenure include four NCAA Tournament appearances, four conference tournament championships and two conference regular season championships. Exhibiting a tireless work ethic and daily devotion to her players, she has demanded and delivered excellence on and off the court and represented WKU and the Lady Topper Basketball program with passion, grace and class. As a result, our program is in a significantly better position today than where it was in March of 2012. We truly wish Michelle all the best in her future endeavors."

**- Todd Stewart, Director of Athletics  
Western Kentucky University**

"The hallmark of a great university is a leadership that cares for its students, whether that leadership is faculty, staff, administrators or coaches. Hilltopper athletics has been blessed with a cadre of coaches who put the student first in student-athlete, and Coach Clark-Heard is at the forefront. We will always be grateful for what she has meant to the Lady Topper program, from the student-athletes to the loyal fan base. We look forward to following her continued success."

**- Dr. Tim Caboni, President  
Western Kentucky University**

"I was fortunate to have worked with Michelle when she was on staff at Louisville. She is a terrific coach, has a great understanding of the game and an unmatched work ethic."

**- Jeff Walz, Head Coach  
University of Louisville**



## 2018-19 CINCINNATI BEARCATS



# MAYA BENHAM

SENIOR | DOUGLASVILLE, GA. | OSBORNE

**2017-18 Season // Junior:** Scored five points vs. Southeastern Louisiana (11/15) ... Tallied five points vs. Eastern Kentucky (11/25) ... Posted eight points and five rebounds at Tulsa (1/6) ... Totaled six points and six rebounds at SMU (1/24) ... Notched seven points and three rebounds vs. ECU (1/27).

**2016-17 Season // Sophomore:** Totaled five points and two rebounds vs. Arkansas-Pine Bluff (11/29) ... grabbed a season-best five rebounds vs. No. 10 Ohio State (12/4) ... scored 10 points vs. Clarion (12/18) ... added four points and two rebounds at UCF (1/24) ... totaled six points at East Carolina (2/22) ... tallied five points and two rebounds at No. 20 Temple (2/25).

**2015-16 Season // Freshman:** Played in 26 games, averaging 2.7 points and 1.4 rebounds in 9.8 minutes ... saw first action of the season vs. Northern Kentucky (11/18) ... totaled eight points and two rebounds vs. Baylor (11/26) ... had five points and three rebounds at Georgia (12/23) ... scored seven points vs. UConn (12/30) ... added six points at UCF (1/2) ... recorded five points and two rebounds at Temple (1/10) ... totaled six points vs. Temple (2/9).

**High School:** Was a three-time all-county selection ... named to the All-Metro Atlanta third-team by the Atlanta Tipoff Club ... ranked as the No. 16 wing according to ESPN HoopGurlz ... led the team in scoring as both a sophomore and junior ... earned multiple player of the week honors from the Douglas Neighbor ... selected best offensive player as sophomore and junior ... played AAU with the Douglasville Lady Tigers being named to the all-state tournament team ... named MVP of multiple tournaments ... Averaged 11.3 points, 6.7 rebounds, 2.7 steals, 2.3 blocks and 1.9 assists as a sophomore ... averaged 8.6 points as a freshman ... a high school and AAU teammate of Nikira Goings.

**Academics:** Majoring in Criminal Justice.



# #20

## // CAREER HIGHS

Points	11 vs. Eastern Illinois, 12/20/15
Rebounds	6, 2x, last at SMU, 1/24/18
Assists	2, 2x, last vs. Tulsa, 2/27/16
Steals	1, 14x, last vs. ECU, 1/27/18
Blocks	1, 11x, last vs. Southeastern Louisiana, 11/15/17
Field Goals	5 vs. Eastern Illinois, 12/20/15
FG Attempts	10 vs. Eastern Illinois, 12/20/15
3-Pt. FG	2 at SMU, 1/24/18
3-Pt. FG Attempts	5 at SMU, 1/24/18
Free Throws	4, 2x, last vs. Clarion, 12/18/16
Free Throw Attempts	6 vs. Baylor, 11/26/15
Minutes	27 vs. Eastern Illinois, 12/20/15

## // MISCELLANEOUS

	2018-19	CAREER
Double Digit Points	--	2
Double Digit Rebounds	--	--
Double-Doubles	--	--
20-Plus Point Games	--	--
Games Led UC in Points	--	--
Games Led UC in Rebounds	--	--
Games Led UC in Assists	--	--

## BENHAM CAREER STATISTICS

Season	gp-gs	min/avg	fg-fga	pct	fg-fga	pct	ft-fta	pct	off	def	tot	avg	pf	fo	ast	to	blk	stl	pts	avg
2015-16	26-0	255/9.8	25-65	.385	7-23	.304	12-17	.706	9	28	37	1.4	15	0	10	17	4	4	69	2.7
2016-17	24-0	201/8.4	22-46	.478	4-10	.400	12-17	.706	10	19	29	1.2	24	0	4	9	6	7	60	2.5
2017-18	26-7	226/8.7	20-56	.357	5-22	.227	6-10	.600	8	25	33	1.3	12	0	6	11	3	4	51	2.0
2018-19	3-0	6/2.0	1-1	1.000	0-0	.000	0-0	.000	0	1	1	0.3	1	0	0	0	0	0	2	0.7
TOTAL	79-7	688/8.7	68-168	.405	16-55	.291	30-44	.682	27	73	100	1.3	52	0	20	37	13	15	182	2.3

BENHAM GAME-BY-GAME STATISTICS

2018-19 GAME-BY-GAME STATISTICS

Opponent	Date	gs	min	fg	fga	pc	3fg	3fga	pc	ft	fta	pc	off	def	tot	avg	pf	a	to	bik	stl	pts	avg	
at Pitt	11/16/18	1	0-0	.000	0-0	.000	0-0	.000	0-0	.000	0-0	.000	0	0	0	0.0	0	0	0	0	0	0	0	0.0
at Saint Louis	11/16/18	3	1-1	1.000	0-0	.000	0-0	.000	0-0	.000	0-0	.000	0	0	0	0.0	0	0	0	0	0	0	2	1.0
YALE	11/21/18	2	0-0	.000	0-0	.000	0-0	.000	0-0	.000	0-0	.000	0	1	1	0.3	1	0	0	0	0	0	0	0.7
Totals		6	1-1	1.000	0-0	.000	0-0	.000	0-0	.000	0-0	.000	0	1	1	0.3	1	0	0	0	0	0	2	0.7

Games played: 3  
 Minutes/game: 10.0  
 Points/game: 0.7  
 FG Pct: 100.0  
 Rebounds/game: 0.3

2017-18 GAME-BY-GAME STATISTICS

Opponent	Date	gs	min	fg	fga	pc	3fg	3fga	pc	ft	fta	pc	off	def	tot	avg	pf	a	to	bik	stl	pts	avg	
at ETSU	11/10/17	1	0-0	.000	0-0	.000	0-0	.000	0-0	.000	0-0	.000	0	0	0	0.0	0	0	0	0	0	0	0	0.0
SLIPPERY ROCK	11/13/17	4	1-1	1.000	0-0	.000	0-0	.000	0-0	.000	0-0	.000	1	2	3	1.5	0	0	0	1	0	2	1.0	
SOUTHEASTERN LA.	11/15/17	11	2-3	.667	0-0	.000	1-3	.333	0	1	1.3	0	1	1	2	0.9	0	0	1	1	1	5	2.3	
MIAMI	11/18/17	6	1-1	1.000	0-0	.000	0-0	.000	0-0	.000	0-0	.000	0	0	0	0.0	0	0	0	0	0	0	2	2.3
PITTSBURGH	11/21/17	9	1-3	.333	0-1	.000	0-0	.000	0	1	1.0	0	0	1	1	0.0	0	0	0	0	0	0	2	2.2
EASTERN KENTUCKY	11/25/17	9	1-2	.500	0-0	.000	3-3	1.000	0	0	0.8	1	1	0	1	0.0	0	0	0	0	0	5	2.7	
SAINT FRANCIS	11/27/17	3	0-1	.000	0-0	.000	0-0	.000	0	0	0.7	0	0	0	0	0.0	0	0	0	0	1	0	0	2.3
SOUTHEAST MISSOURI	11/30/17	7	0-3	.000	0-1	.000	0-0	.000	0	1	0.8	0	0	1	0	0.0	0	0	0	0	0	0	0	2.0
at Old Dominion	12/03/17	0	1-1	1.000	0-0	.000	0-0	.000	0	1	0.8	0	0	1	0	0.0	0	0	0	0	0	0	0	2.0
HOWARD	12/14/17	7	0-1	.000	0-1	.000	0-0	.000	0	0	0.7	1	0	0	0	0.0	0	0	0	0	0	0	0	1.8
OHIO STATE	12/17/17	1	0-0	.000	0-0	.000	0-0	.000	0	0	0.6	0	0	0	0	0.0	0	0	0	0	0	0	0	1.6
BOWLING GREEN	12/21/17	1	0-0	.000	0-0	.000	1-2	.500	0	0	0.6	0	0	0	0	0.0	0	0	0	0	0	0	0	1.6
at ECU	12/30/17	6	0-1	.000	0-0	.000	0-0	.000	0	0	0.6	1	0	1	0	0.0	0	0	0	0	0	1	0	1.5
USF	01/03/18	* 12	1-3	.333	0-1	.000	0-0	.000	1	0	1.6	2	0	0	0	0.0	0	0	0	0	0	2	1.5	
at Tulsa	01/06/18	* 22	4-6	.667	0-0	.000	0-0	.000	0	5	0.9	0	1	0	0	0.0	0	0	0	0	0	8	1.9	
at Houston	01/10/18	* 14	0-3	.000	0-2	.000	0-0	.000	1	0	0.9	2	1	1	0	0.0	0	0	0	0	0	1	0	1.8
TEMPLE	01/13/18	* 11	1-3	.333	0-1	.000	0-0	.000	1	1	2.0	0	0	0	0	0.0	0	0	0	0	0	2	1.8	
vs MEMPHIS	01/21/18	* 16	1-5	.200	1-4	.250	0-0	.000	1	1	2.1	1	1	0	0	0.0	0	0	0	0	0	3	1.9	
at SMU	01/24/18	* 22	2-6	.333	2-5	.400	0-0	.000	1	5	6.3	0	0	1	0	0.0	0	0	0	0	0	6	2.1	
ECU	01/27/18	* 19	3-5	.600	1-1	1.000	0-0	.000	0	3	3.4	1	0	1	0	0.0	0	0	0	0	0	7	2.4	
UCF	01/30/18	8	0-1	.000	0-0	.000	1-2	.500	1	0	1.4	2	0	0	0	0.0	0	0	0	0	0	1	2.3	
at UConn	02/04/18	15	0-4	.000	0-3	.000	0-0	.000	0	2	2.4	1	1	1	0	0.0	0	0	0	0	0	0	2.2	
TULANE	02/10/18	4	0-0	.000	0-0	.000	0-0	.000	0	0	1.3	0	0	0	0	0.0	0	0	0	0	0	0	2.1	
TULSA	02/17/18	6	1-2	.500	1-1	1.000	0-0	.000	0	2	2.4	0	0	0	0	0.0	0	0	0	0	0	3	2.1	
at USF	02/24/18	4	0-0	.000	0-0	.000	0-0	.000	0	0	1.3	0	0	0	0	0.0	0	0	0	0	0	0	2.0	
vs UConn	03/05/18	8	0-1	.000	0-1	.000	0-0	.000	0	0	1.3	0	0	0	0	0.0	0	0	0	0	0	0	2.0	
Totals		7	226	20-56	.357	5-22	.227	6-10	.600	8	25	3.3	13	12	6	11	3	4	51	20				

Games played: 26  
 Minutes/game: 8.7  
 Points/game: 2.0  
 FG Pct: 35.7  
 3FG Pct: 22.7  
 FT Pct: 60.0  
 Rebounds/game: 1.3  
 Assists/game: 0.2  
 Turnovers/game: 0.4  
 Assist/turnover ratio: 0.5  
 Steals/game: 0.2  
 Blocks/game: 0.1

2016-17 GAME-BY-GAME STATISTICS

Opponent	Date	gs	min	fg	fga	pc	3fg	3fga	pc	ft	fta	pc	off	def	tot	avg	pf	a	to	bik	stl	pts	avg	
at Bowling Green	11/15/16	5	0-1	.000	0-0	.000	0-0	.000	0-0	.000	0-0	.000	0	0	0	0.0	0	0	0	0	0	0	0	0.0
INDIANA STATE	11/19/16	2	0-0	.000	0-0	.000	0-0	.000	0-0	.000	0-0	.000	0	0	0	0.0	0	0	0	0	0	0	0	0.0
at Miami	11/22/16	2	0-0	.000	0-0	.000	1-2	.500	0	1	1.0	0	0	0	0	0.0	0	0	0	0	0	1	0.3	
HOWARD	11/26/16	5	0-0	.000	0-0	.000	0-0	.000	0	0	0.3	1	0	0	0	0.0	0	0	0	0	0	0	0	0.3
ARKANSAS-PINE BLUFF	11/29/16	13	2-2	1.000	1-1	1.000	0-0	.000	0	2	2.0	0	2	2	0.6	1	1	0	0	0	1	5	1.2	
TENNESSEE TECH	12/2/16	11	0-1	.000	0-0	.000	0-0	.000	1	1	2.0	0.8	3	0	0	0.0	0	0	0	0	0	0	0	1.0
at Ohio State	12/04/16	13	2-6	.333	1-3	.333	0-0	.000	3	2	5.4	4	0	0	0	0.0	0	0	0	0	0	5	1.6	
XAVIER	12/11/16	11	0-1	.000	0-0	.000	0-0	.000	0	1	1.4	1	0	0	0	0.0	0	0	0	0	0	0	0	1.4
GEORGIA	12/15/16	10	1-4	.250	0-0	.000	0-0	.000	0	2	2.4	0	0	0	0	0.0	0	0	0	0	0	1	2.4	
CLARION	12/18/16	18	3-5	.600	0-0	.000	4-5	.800	1	0	1.4	3	1	1	0	0.0	0	0	0	0	0	10	2.3	
EASTERN ILLINOIS	12/21/16	5	0-0	.000	0-0	.000	1-2	.500	0	1	1.4	0	0	0	0	0.0	0	0	0	0	0	0	1.2	
CHICAGO STATE	12/28/16	12	2-3	.667	1-1	1.000	0-0	.000	2	1	3.5	1	0	0	0	0.0	0	0	0	0	0	5	2.4	
at SMU	12/31/16	11	2-4	.500	0-1	.000	0-0	.000	0	1	1.5	1	0	0	0	0.0	0	0	0	0	0	1	4	2.5
UCF	01/04/17	5	0-1	.000	0-0	.000	0-0	.000	0	0	1.4	0	0	0	0	0.0	0	0	0	0	0	0	2.4	
at Memphis	01/14/17	4	0-0	.000	0-0	.000	0-0	.000	0	0	1.3	0	0	0	0	0.0	0	0	0	0	0	0	2.2	
SMU	01/17/17	3	1-1	1.000	0-0	.000	0-0	.000	0	0	1.2	0	0	0	0	0.0	0	0	0	0	0	0	2.2	
at UCF	01/24/17	17	1-1	1.000	0-0	.000	2-2	1.000	1	1	2.2	3	0	2	0	0.0	0	0	0	0	0	1	4	2.3
TULANE	01/28/17	2	0-0	.000	0-0	.000	0-0	.000	0	1	1.2	2	0	0	0	0.0	0	0	0	0	0	0	2.2	
at USF	02/01/17	13	2-6	.333	1-4	.250	0-0	.000	0	1	1.2	2	1	1	1	0.0	0	0	0	0	0	5	2.3	
UConn	02/07/17	6	0-0	.000	0-0	.000	0-0	.000	0	0	1.2	0	0	0	0	0.0	0	0	0	0	0	0	2.2	
at East Carolina	02/22/17	8	3-3	1.000	0-0	.000	0-0	.000	0	1	1.1	0	0	0	0	0.0	0	0	0	0	0	1	6	2.4
at Temple	02/25/17	11	2-4	.500	0-0	.000	1-2	.500	1	1	2.2	2	0	0	0	0.0	0	0	0	0	0	1	5	2.5
TULSA	02/27/17	3	0-1	.000	0-0	.000	1-2	.500	1	0	1.2	0	0	0	0	0.0	0	0	0	0	0	0	1	2.4

## 2018-19 CINCINNATI BEARCATS



#2

## // CAREER HIGHS

Points	26 at Wichita State, 2/7/18
Rebounds	11 vs. No. 13 Ohio State, 12/17/17
Assists	5 vs. Southeastern Louisiana, 11/15/17
Steals	4, 2x, last vs. Tulane, 2/10/18
Blocks	1, 7x, last at Memphis, 1/14/17
Field Goals	10 at Wichita State, 2/7/18
FG Attempts	18, 2x, last vs. Old Dominion, 11/12/18
3-Pt. FG	7 vs. Howard, 12/14/17
3-Pt. FG Attempts	11 vs. ETSU, 11/9/18
Free Throws	7 vs. Yale, 11/21/18
Free Throw Attempts	8 vs. Yale, 11/21/18
Minutes	39 vs. Old Dominion, 11/12/18

## // MISCELLANEOUS

	2018-19	CAREER
Double Digit Points	4	24
Double Digit Rebounds	--	1
Double-Doubles	--	1
20-Plus Point Games	2	6
Games Led UC in Points	3	10
Games Led UC in Rebounds	--	3
Games Led UC in Assists	--	2

# NIKIRA GOINGS

SENIOR | MARIETTA, GA. | OSBORNE


**2018-19 Season // Senior:** Scored 10 points in the season opener vs. Austin Peay (11/6) ... Netted a game-high 24 points, including five made 3-pointers vs. ETSU (11/9) ... Led UC with 18 points vs. Old Dominion (11/12) ... Tallied 20 points vs. Yale (11/21).

**2017-18 Season // Junior:** Scored 11 points and grabbed a career-best nine rebounds in the season opener at ETSU (11/10) ... Tallied career highs of 24 points and six three-pointers vs. Slippery Rock (11/13) ... Recorded 11 points vs. Miami (OH) (11/18) ... Posted 10 points and three steals vs. Southeast Missouri (11/30) ... Scored a game-high 16 points at Old Dominion (12/3) ... Netted career bests of 25 points and seven 3-pointers vs. Howard (12/14) ... Recorded first career double-double with 13 points and 11 rebounds vs. No. 13 Ohio State (12/17) ... Posted a game-high 24 points vs. Bowling Green (12/21) ... Scored 10 points at ECU (12/30) ... Came off the bench to score 10 points vs. ECU (1/27) ... Netted a career-high 26 points at Wichita State (2/7) ... Recorded 15 points, four rebounds, four assists, and four steals vs. Tulane (2/10) ... Scored 10 points vs. Tulsa (2/17) ... Netted 12 points at No. 18 USF (2/24) ... Posted 10 points vs. Tulsa in the AAC quarterfinals (3/4).

**2016-17 Season // Sophomore:** Scored six points vs. Indiana State (11/19) ... posted a career-high 18 points, including an also career-best five three pointers, vs. Tennessee Tech (12/2) ... totaled six points and five rebounds vs. Clarion (12/18) ... recorded 15 points vs. Eastern Illinois (12/21) ... tallied 12 points and six rebounds vs. Chicago State (12/28) ... totaled 10 points and five rebounds vs. UCF (1/4) ... added 13 points including three three-pointers vs. SMU (1/17) ... totaled three points and two rebounds vs. No. 1 UConn (2/7) ... posted 12 points including 4-of-5 from three-point range at Houston (2/11) ... recorded eight points and four rebounds vs. Memphis (2/18) ... totaled nine points and a season-best four steals at No. 20 Temple (2/25) ... scored eight points vs. Tulsa (2/27).

**2015-16 Season // Freshman:** Played in all 30 games, averaging 2.7 points and 1.6 rebounds in 11.5 minutes ... totaled six rebounds and three steals vs. Saint Francis (Pa.) (11/14) ... scored four points and had two steals vs. Northern Kentucky (11/18) ... posted five points, three rebounds, & two assists vs. Baylor (11/26) ... recorded seven points and two assists vs. Michigan State (11/27) ... totaled a season-best seven points vs. Ohio State (12/6) ... tallied eight points including a pair of three-pointers at Xavier (12/13) ... had five points and three rebounds at Georgia (12/23) ... recorded seven points and two rebounds vs. UConn (12/30) ... posted five points, six rebounds, and two assists at Temple (1/10).

**High School:** Earned all-county honors three times and all-region honors once ... named to the All-Metro Atlanta Girls Honorable Mention team by the Atlanta Tipoff Club ... helped Osborne to a 67-20 combined record during her first



three seasons including a pair of regional championships ... named the Rose Classic and Parkview Classic MVP ... selected as Cobb County player of the month in December ... averaged 18.3 points, 5.9 rebounds, 3.5 steals and 2.1 assists per game as a junior, earning team MVP honors ... won a pair of state titles and made three national appearances with her AAU team ... averaged 15 points and 4.3 rebounds per game as a sophomore ... a high school and AAU teammate of Maya Benham.

**Academics:** Majoring in Sport Administration.

## GOINGS CAREER STATISTICS

Season	gp-gs	min/avg	fg-fga	pct	fg-fga	pct	ft-fa	pct	off	def	tot	avg	pf	fo	ast	to	blk	stl	pts	avg
2015-16	30-0	344/11.5	28-109	.257	15-57	.263	10-16	.625	15	34	49	1.6	31	0	16	26	4	13	81	2.7
2016-17	29-0	482/16.6	61-162	.377	30-93	.323	26-31	.839	16	53	69	2.4	33	0	20	23	9	26	178	6.1
2017-18	27-25	693/25.7	110-273	.403	57-156	.365	25-37	.676	21	67	88	3.3	36	0	31	45	1	26	302	11.2
2018-19	6-6	179/29.8	28-70	.400	14-41	.341	15-20	.750	5	14	19	3.2	16	1	5	7	0	6	85	14.2
TOTAL	92-31	1698/18.5	227-614	.370	116-347	.334	76-104	.731	57	168	225	2.4	116	1	72	101	14	71	646	7.0

GOINGS GAME-BY-GAME STATISTICS

2018-19 GAME-BY-GAME STATISTICS

Opponent	Date	gs	min	fg	fga	pc	3fg	3fga	pc	ft	fta	pc	off	def	tot	avg	pf	a	to	bk	stl	pts	avg
AUSTIN PEAY	11/06/18	*	25	4-9	444	1-4	250	1-2	.500	0	2	2	2	2	2.0	1	0	0	0	0	0	10	10.0
ETSU	11/09/18	*	33	8-16	500	5-11	455	3-4	.750	1	2	3	2.5	3	1	1	0	2	24	17.0			
OLD DOMINION	11/12/18	*	40	5-18	278	4-12	333	4-5	.800	1	5	6	3.7	5	2	0	0	1	18	17.3			
at Pitt	11/16/18	*	23	2-8	250	1-7	143	0-0	.000	0	2	2	3.3	2	1	2	0	0	5	14.3			
at Saint Louis	11/18/18	*	32	3-11	273	2-4	500	0-1	.000	1	1	2	3.0	3	0	3	0	2	8	13.0			
YALE	11/21/18	*	26	6-8	750	1-3	333	7-8	.875	2	2	4	3.2	2	1	1	0	1	20	14.2			
<b>Totals</b>			<b>6</b>	<b>179</b>	<b>28-70</b>	<b>.400</b>	<b>14-41</b>	<b>15-20</b>	<b>.750</b>	<b>5</b>	<b>14</b>	<b>19</b>	<b>3.2</b>	<b>16</b>	<b>5</b>	<b>7</b>	<b>0</b>	<b>6</b>	<b>85</b>	<b>14.2</b>			

Games played: 6  
 Minutes/game: 29.8  
 Points/game: 14.2  
 FG Pct: 40.0  
 3FG Pct: 34.1  
 FT Pct: 75.0

Rebounds/game: 3.2  
 Assists/game: 0.8  
 Turnovers/game: 1.2  
 Assist/turnover ratio: 0.7  
 Steals/game: 1.0

2017-18 GAME-BY-GAME STATISTICS

Opponent	Date	gs	min	fg	fga	pc	3fg	3fga	pc	ft	fta	pc	off	def	tot	avg	pf	a	to	bk	stl	pts	avg
at ETSU	11/10/17	*	34	4-10	400	2-6	333	1-1	1.000	1	8	9	9.0	4	0	4	0	0	11	11.0			
SUPLYERY ROCK	11/13/17	*	28	8-13	615	6-9	667	2-2	1.000	1	1	2	5.5	2	4	2	4	0	2	24	17.5		
SOUTHEASTERN LA.	11/15/17	*	28	2-7	286	2-5	400	0-0	.000	0	2	2	4.3	1	5	3	0	1	6	13.7			
MIAMI	11/18/17	*	29	4-8	500	3-5	600	0-2	.000	1	0	1	3.5	4	1	3	0	1	11	13.0			
PITTSBURGH	11/21/17	*	30	4-8	500	1-4	250	0-0	.000	0	1	1	3.0	0	4	0	0	4	0	9	12.2		
EASTERN KENTUCKY	11/25/17	*	27	2-6	333	2-6	333	1-2	500	0	2	2	2.8	0	1	1	0	0	7	11.3			
SAINT FRANCIS	11/27/17	*	35	3-12	250	0-6	000	3-6	500	3	5	8	3.6	2	1	1	0	0	9	11.0			
SOUTHEAST MISSOURI	11/30/17	*	29	3-8	375	1-5	200	3-5	600	0	2	2	3.4	1	1	1	0	3	10	10.9			
at Old Dominion	12/03/17	*	31	7-18	389	2-10	200	0-0	.000	1	1	2	3.2	3	1	0	0	1	16	11.4			
at Xavier	12/10/17	*	31	4-10	400	0-3	000	1-1	1.000	2	5	7	3.6	0	1	3	0	0	9	11.2			
HOWARD	12/14/17	*	25	9-15	600	7-10	700	0-0	.000	0	1	1	3.4	0	2	1	0	0	25	12.5			
OHIO STATE	12/17/17	*	30	4-14	286	2-5	400	3-4	750	3	8	11	4.0	0	1	5	0	1	13	12.5			
BOWLING GREEN	12/21/17	*	30	9-14	643	6-7	857	0-0	.000	0	3	3	3.9	1	2	0	0	0	24	13.4			
at ECU	12/30/17	*	18	3-7	429	2-3	667	2-2	1.000	1	3	4	3.9	2	1	3	0	1	10	13.1			
at SMU	01/24/18		11	1-4	250	1-4	250	0-0	.000	0	1	1	3.7	0	0	1	0	1	3	12.5			
ECU	01/27/18		18	5-10	500	0-3	000	0-0	.000	1	1	2	3.6	0	0	0	0	0	10	12.3			
UCF	01/30/18	*	24	2-13	154	0-7	000	0-0	.000	0	1	1	3.5	2	0	1	0	1	4	11.8			
at UConn	02/04/18	*	20	2-9	222	2-7	286	0-0	.000	1	1	2	3.4	0	1	3	0	2	6	11.5			
at Wichita State	02/07/18	*	32	10-17	588	5-10	500	1-2	500	0	5	5	3.5	2	0	0	0	3	26	12.3			
TULANE	02/10/18	*	28	5-11	455	3-7	429	2-3	667	0	4	4	3.5	0	4	5	1	4	15	12.4			
TULSA	02/17/18	*	19	4-9	444	2-5	400	0-0	.000	0	3	3	3.5	1	0	0	0	0	10	12.3			
at Temple	02/21/18	*	27	3-8	375	0-4	000	0-1	000	1	4	5	3.5	2	1	0	0	0	6	12.0			
at USF	02/24/18	*	29	5-11	455	2-6	333	0-0	.000	1	1	2	3.5	0	3	1	0	1	12	12.0			
HOUSTON	02/26/18	*	23	1-9	111	1-6	167	2-2	1.000	2	1	3	3.5	3	1	1	0	2	5	11.7			
vs Tulsa	03/04/18	*	23	3-8	375	2-3	667	2-2	1.000	2	2	4	3.5	1	0	1	0	0	10	11.6			
vs UConn	03/05/18	*	15	1-3	333	1-2	500	0-0	.000	0	1	1	3.4	2	0	1	0	0	3	11.3			
at Michigan State	03/15/18	*	19	2-11	182	2-8	250	2-2	1.000	0	0	0	3.3	3	0	0	0	1	8	11.2			
<b>Totals</b>			<b>25</b>	<b>693</b>	<b>110-273</b>	<b>.403</b>	<b>57-156</b>	<b>.365</b>	<b>25-37</b>	<b>676</b>	<b>21</b>	<b>67</b>	<b>88</b>	<b>3.3</b>	<b>36</b>	<b>31</b>	<b>45</b>	<b>1</b>	<b>26</b>	<b>302</b>	<b>11.2</b>		

Games played: 27  
 Minutes/game: 25.7  
 Points/game: 11.2  
 FG Pct: 40.3  
 3FG Pct: 36.5  
 FT Pct: 67.6

Rebounds/game: 3.3  
 Assists/game: 1.1  
 Turnovers/game: 1.7  
 Assist/turnover ratio: 0.7  
 Steals/game: 1.0  
 Blocks/game: 0.0

2016-17 GAME-BY-GAME STATISTICS

Opponent	Date	gs	min	fg	fga	pc	3fg	3fga	pc	ft	fta	pc	off	def	tot	avg	pf	a	to	bk	stl	pts	avg
at Southeast Missouri	11-11-1	11	0-2	.000	0-1	.000	0-0	.000	0	2	1	3	3.0	2	0	2	1	0	0	0	0	0	0.0
at Bowling Green	11/15/16	9	0-1	.000	0-1	.000	0-0	.000	0	0	0	0	1.5	0	0	1	0	0	0	0	0	0.0	
INDIANA STATE	11/19/16	13	2-8	.250	0-3	.000	2-3	.667	1	1	2	1.7	0	1	0	1	0	0	6	2.0			
at Miami	11/22/16	9	1-2	.500	1-1	1.000	0-0	.000	0	1	1	1.5	0	1	1	1	0	3	2.3				
HOWARD	11/26/16	11	1-4	.250	1-4	.250	2-2	1.000	0	1	1	1.4	0	0	0	0	0	5	2.8				
ARKANSAS-PINE BLUFF	11/29/16	9	1-4	.250	1-3	.333	2-2	1.000	0	1	1	1.3	0	0	2	0	1	5	3.2				
TENNESSEE TECH	12/2/16	20	6-10	.600	5-7	.714	1-1	1.000	1	4	5	1.9	0	2	0	1	1	18	5.3				
at Ohio State	12/04/16	18	1-7	.143	0-5	.000	0-0	.000	0	2	2	1.9	1	1	1	1	0	2	4.9				
XAVIER	12/11/16	13	1-2	.500	1-2	.500	0-0	.000	0	1	1	1.8	1	0	0	1	0	3	4.7				
GEORGIA	12/15/16	17	1-4	.250	1-4	.250	2-2	1.000	0	1	1	1.7	3	0	1	0	1	5	4.7				
CLARION	12/18/16	22	3-9	.333	0-3	.000	0-0	.000	1	4	5	2.0	2	1	1	1	1	6	4.8				
EASTERN ILLINOIS	12/21/16	18	6-10	.600	3-5	.600	0-0	.000	1	1	2	2.0	3	1	1	0	1	15	5.7				
CHICAGO STATE	12/28/16	19	4-8	.500	1-2	.500	3-3	1.000	4	2	6	2.3	1	0	1	0	1	12	6.2				
at SMU	12/31/16	20	2-9	.222	1-5	.200	0-0	.000	0	5	5	2.5	1	1	0	1	2	5	6.1				
UCF	01/04/17	21	3-8	.375	0-2	.000	4-4	1.000	2	3	5	2.7	1	1	1	1	0	2	10	6.3			
HOUSTON	01/07/17	20	2-4	.500	0-0	.000	2-2	1.000	0	2	2	2.6	0	1	0	0	1	6	6.3				
at Memphis	01/14/17	16	1-2	.500	0-1	.000	2-2	1.000	0	1	1	2.5	0	1	1	0	4	6.2					
SMU	01/17/17	30	4-9	.444	3-6	.500	2-2	1.000	0	2	2	2.5	1	2	1	1	2	13	6.6				
at UCF	01/24/17	16	1-4	.250	1-3	.333	0-0	.000	0	0	2	3	0	0	0	1	3	6.4					
TULANE	01/28/17	18	2-4	.500	0-2	.000	1-2	.500	0	3	3	2.4	3	1	3	0	0	5	6.3				
at USF	02/01/17	19	2-6	.333	1-5	.200	0-0	.000	1	4	5	2.5	1	0	0	0	0	5	6.2				
UCONN</																							

## 2018-19 CINCINNATI BEARCATS



#25

## // CAREER HIGHS

Points	14 at Memphis, 1/14/17
Rebounds	12 at SEMO, 11/11/16
Assists	3 at Temple, 2/21/18
Steals	1, 22x, last vs. Houston, 2/26/18
Blocks	2, vs. East Carolina, 1/21/17
Field Goals	6 at Memphis, 1/14/17
FG Attempts	8, 2x, last at Tulane, 2/15/17
3-Pt. FG	1, 3x, last vs. UConn, 2/7/17
3-Pt. FG Attempts	1, 10x, last vs. No. 22 USF, 1/3/18
Free Throws	4, 2x, last vs. Houston, 3/3/17
Free Throw Attempts	6 vs. Howard, 11/26/16
Minutes	34, vs. East Carolina, 1/21/17

## // MISCELLANEOUS

	2018-19	CAREER
Double Digit Points	--	4
Double Digit Rebounds	--	3
Double-Doubles	--	--
20-Plus Point Games	--	--
Games Led UC in Points	--	--
Games Led UC in Rebounds	--	6
Games Led UC in Assists	1	1

## CHELSEA WARREN

SENIOR | RED OAK, TEXAS | RED OAK

**2017-18 Season // Junior:** Grabbed five rebounds vs. Slippery Rock (11/13) ... Scored six points vs. Howard (12/14) ... Grabbed five rebounds at SMU (1/24) ... Totaled six points and four rebounds at Wichita State (2/7) ... Posted four rebounds and three assists at Temple (2/21).

**2016-17 Season // Sophomore:** Grabbed a career-high 12 rebounds at SEMO (11/11) ... totaled six points, four rebounds, and three steals vs. Indiana State (11/19) ... recorded five points and seven rebounds vs. Howard (11/26) ... scored 10 points vs. Eastern Illinois (12/21) ... grabbed 10 rebounds vs. Chicago State (12/28) ... scored a career-high 14 points at Memphis (1/14) ... tallied 12 points vs. East Carolina (1/21) ... posted eight points and eight rebounds vs. Tulane (1/28) ... totaled five points and four rebounds vs. No. 1 UConn (2/7).

**2015-16 Season // Freshman:** Played in all 30 games, averaging 3.3 rebounds and 2.0 points in 13.1 minutes per game ... totaled five rebounds and four points vs. Saint Francis (Pa.) (11/14) ... posted two points and four rebounds in seven minutes of play vs. Bowling Green (11/21) ... grabbed four rebounds vs. Ohio State (12/6) ... had two points and four rebounds at Georgia (12/23) ... totaled four points and six rebounds vs. UConn (12/30) ... added five points and five rebounds at UCF (1/2) ... grabbed five rebounds at Temple (1/10) ... scored a season-high eight points to go along with five rebounds vs. SMU (1/27) ... totaled four points and two rebounds at Memphis (2/6) ... grabbed a team-best three rebounds at UConn (2/17) ... tallied four points and four rebounds vs. East Carolina (2/24) ... scored a season-high nine points vs. East Carolina (3/4).

**High School:** Played for Red Oak High School in Red Oak, Texas ... named to the 4-A all-district team three times ... was twice selected to the all-region team and all-state team ... was a McDonalds All-America nominee and Gatorade Player of the Year nominee ... member of the National Honor Society.

**Academics:** Majoring in Psychology.



## WARREN CAREER STATISTICS

Season	gp-gs	min/avg	fg-fga	pct	fg-fga	pct	ft-fga	pct	off	def	tot	avg	pf	fo	ast	to	blk	stl	pts	avg
2015-16	30-0	394/13.1	25-78	.321	1-5	.200	10-16	.625	39	59	98	3.3	49	1	8	19	8	5	61	2.0
2016-17	30-28	680/22.7	59-116	.509	2-4	.500	33-55	.600	43	88	131	4.4	98	6	9	46	13	17	153	5.1
2017-18	32-7	242/7.6	9-29	.310	0-2	.000	6-13	.462	15	28	43	1.3	35	1	12	16	3	6	24	0.8
2018-19	6-5	94/15.7	5-14	.357	0-0	.000	2-3	.667	6	9	15	2.5	10	1	4	8	1	1	12	2.0
TOTAL	98-40	1410/14.4	98-237	.414	3-11	.273	51-87	.586	103	184	287	2.9	192	9	33	89	25	29	250	2.6

WARREN GAME-BY-GAME STATISTICS

2018-19 GAME-BY-GAME STATISTICS

Opponent	Date	gs	min	fg	fga	pc	3fg	3fga	pc	ft	fta	pc	off	def	tot	avg	pf	a	to	bk	stl	pts	avg
AUSTIN PEAY	11/06/18	*	10	1-3	333	0-0	.000	0-0	.000	1	1	2.0	0	0	2	0	0	2	0	0	0	2	2.0
ETSU	11/09/18	*	19	0-1	.000	0-0	.000	1-2	.500	4	0	4	3.0	1	1	1	1	0	0	0	0	1	1.5
OLD DOMINION	11/12/18	*	25	2-4	.500	0-0	.000	1-1	1.000	0	1	1	2.3	5	1	2	0	1	0	0	1	5	2.7
at Pitt	11/16/18	*	14	0-1	.000	0-0	.000	0-0	.000	0	3	3	2.5	2	1	2	0	0	0	0	0	0	2.0
at Saint Louis	11/18/18	*	13	2-2	1.000	0-0	.000	0-0	.000	0	1	1	2.2	1	0	0	1	0	0	0	1	4	2.4
YALE	11/21/18	*	13	0-3	.000	0-0	.000	0-0	.000	1	3	4	2.5	1	1	1	0	0	0	0	0	0	2.0
Totals			5	94	5-14	.357	0-0	.000	2-3	.667	6	9	15	2.5	10	4	8	1	1	1	12	2.0	

Games played: 6  
Minutes/game: 10.7  
Points/game: 2.0  
FG Pct: 35.7  
FT Pct: 66.7

Rebounds/game: 2.5  
Assists/game: 0.7  
Turnovers/game: 1.3  
Assist/turnover ratio: 0.5  
Steals/game: 0.2  
Blocks/game: 0.2

2017-18 GAME-BY-GAME STATISTICS

Opponent	Date	gs	min	fg	fga	pc	3fg	3fga	pc	ft	fta	pc	off	def	tot	avg	pf	a	to	bk	stl	pts	avg
at ETSU	11/10/17	10	0-2	.000	0-0	.000	0-0	.000	1	0	1	1.0	2	0	2	0	0	0	0	0	0	0	0.0
SLIPPERY ROCK	11/13/17	10	0-2	.000	0-0	.000	0-0	.000	2	3	5	3.0	2	0	2	0	0	0	0	0	0	0	0.0
SOUTHEASTERN LA.	11/15/17	11	1-2	.500	0-0	.000	1-2	.500	1	1	2	2.7	0	1	0	1	0	0	0	0	3	1.0	
MIAMI	11/18/17	4	0-0	.000	0-0	.000	0-0	.000	1	1	2	2.5	1	0	0	0	0	0	0	0	0	0	0.0
PITTSBURGH	11/21/17	6	1-1	1.000	0-0	.000	0-0	.000	0	0	0	2.0	0	0	0	1	0	0	0	0	2	1.0	
EASTERN KENTUCKY	11/25/17	5	0-1	.000	0-0	.000	0-0	.000	0	0	0	1.7	0	0	0	0	0	0	0	0	0	0	0.0
SAINT FRANCIS	11/27/17	4	0-0	.000	0-0	.000	0-0	.000	1	1	2	1.7	1	1	1	1	0	0	0	0	0	0	0.7
SOUTHEAST MISSOURI	11/30/17	8	0-1	.000	0-0	.000	1-2	.500	1	0	1	1.6	0	0	0	0	0	0	0	0	0	1	0.8
at Old Dominion	12/03/17	8	0-0	.000	0-0	.000	0-0	.000	0	2	2	1.7	2	0	1	0	0	0	0	0	0	0	0.7
at Xavier	12/10/17	2	0-1	.000	0-0	.000	0-0	.000	0	0	0	1.5	0	0	0	0	0	0	0	0	0	0	0.6
HOWARD	12/14/17	14	2-3	.667	0-0	.000	2-3	.667	1	0	1	1.5	1	1	1	1	0	1	0	1	6	1.1	
OHIO STATE	12/17/17	5	0-0	.000	0-0	.000	0-0	.000	0	2	2	1.5	0	0	0	0	0	0	0	0	0	0	1.0
BOWLING GREEN	12/21/17	6	1-2	.500	0-0	.000	0-0	.000	1	1	2	1.5	0	0	0	0	0	0	0	0	2	1.1	
at ECU	12/30/17	2	0-0	.000	0-0	.000	0-0	.000	0	0	0	1.4	0	0	0	0	0	0	0	0	0	0	1.0
USF	01/03/18	5	0-1	.000	0-1	.000	0-0	.000	0	1	1	1.4	0	0	0	0	0	0	0	0	0	0	0.9
at Tulsa	01/06/18	3	0-0	.000	0-0	.000	0-0	.000	0	0	0	1.3	1	0	0	0	0	0	0	0	0	0	0.9
at Houston	01/10/18	2	0-0	.000	0-0	.000	0-0	.000	0	1	1	1.3	0	1	0	1	0	0	0	0	0	0	0.8
TEMPLE	01/13/18	5	0-1	.000	0-1	.000	0-0	.000	0	0	0	1.2	1	0	0	0	0	0	0	1	0	0	0.8
MEMPHIS	01/21/18	10	0-0	.000	0-0	.000	0-0	.000	0	0	0	1.2	1	0	0	0	0	0	0	1	0	0	0.7
at SMU	01/24/18	7	0-2	.000	0-0	.000	1-4	.250	1	4	5	1.4	2	0	1	0	0	0	0	1	0	0	0.8
ECU	01/27/18	5	0-0	.000	0-0	.000	0-0	.000	0	0	0	1.3	0	1	1	0	0	0	0	0	0	0	0.7
UCF	01/30/18	3	0-0	.000	0-0	.000	0-0	.000	0	1	1	1.3	2	0	0	0	0	0	0	0	0	0	0.7
at UConn	02/04/18	* 17	1-2	.500	0-0	.000	0-0	.000	0	1	1	1.3	5	1	1	0	0	0	0	0	0	2	0.7
at Wichita State	02/07/18	* 24	3-3	1.000	0-0	.000	0-0	.000	0	4	4	1.4	2	1	2	1	0	0	0	0	6	1.0	
TULANE	02/10/18	* 13	0-0	.000	0-0	.000	0-0	.000	1	1	2	1.4	3	0	1	0	0	0	0	0	0	0	0.9
TULSA	02/17/18	* 6	0-3	.000	0-0	.000	0-0	.000	0	2	2	1.4	2	1	0	0	0	0	0	0	0	0	0.9
at Temple	02/21/18	* 15	0-1	.000	0-0	.000	1-2	.500	2	2	4	1.5	2	3	1	0	1	1	0	1	1	0.9	
at USF	02/24/18	* 18	0-1	.000	0-0	.000	0-0	.000	0	0	0	1.5	4	0	0	0	1	1	0	0	0	0.9	
HOUSTON	02/26/18	* 6	0-0	.000	0-0	.000	0-0	.000	2	0	2	1.5	1	1	0	1	0	0	0	0	0	0	0.8
vs Tulsa	03/04/18	2	0-0	.000	0-0	.000	0-0	.000	0	0	0	1.4	0	0	0	0	0	0	0	0	0	0	0.8
vs UConn	03/05/18	4	0-0	.000	0-0	.000	0-0	.000	0	0	0	1.4	0	0	0	0	0	0	0	0	0	0	0.8
at Michigan State	03/15/18	2	0-0	.000	0-0	.000	0-0	.000	0	0	0	1.3	0	0	0	0	0	0	0	0	0	0	0.8
Totals			7	242	9-29	.310	0-2	.000	6-13	.462	15	28	4.3	13	35	12	16	3	6	24	0	0.8	

Games played: 32  
Minutes/game: 7.6  
Points/game: 0.8  
FG Pct: 31.0  
3FG Pct: 0.0  
FT Pct: 46.2

Rebounds/game: 1.3  
Assists/game: 0.4  
Turnovers/game: 0.5  
Assist/turnover ratio: 0.8  
Steals/game: 0.2  
Blocks/game: 0.1

2016-17 GAME-BY-GAME STATISTICS

Opponent	Date	gs	min	fg	fga	pc	3fg	3fga	pc	ft	fta	pc	off	def	tot	avg	pf	a	to	bk	stl	pts	avg
at Southeast Missouri	11-11-1	*	25	1-7	.143	0-0	.000	3-4	.750	7	5	12	12.0	3	0	5	0	0	0	0	0	5	5.0
at Bowling Green	11/15/16	*	12	1-1	1.000	0-0	.000	0-0	.000	0	0	0	6.0	4	0	0	0	0	0	0	0	2	3.5
INDIANA STATE	11/19/16	*	27	3-5	.600	0-0	.000	0-1	.000	2	2	4	5.3	4	0	1	1	3	6	4	3	6	4.3
at Miami	11/22/16	*	18	2-5	.400	0-0	.000	0-0	.000	0	3	3	4.8	3	0	4	1	1	4	4	3	4	4.3
HOWARD	11/26/16	*	21	1-3	.333	0-0	.000	3-6	.500	3	4	7	5.2	5	0	1	1	0	0	0	5	4.4	
ARKANSAS-PINE BLUFF	11/29/16	*	21	1-1	1.000	0-0	.000	2-2	1.000	2	4	6	5.3	1	1	2	0	0	0	0	4	4.3	
MISSISSIPPI STATE	12/2/16	*	19	1-4	.250	0-0	.000	1-2	.500	2	3	5	5.3	2	0	2	1	0	0	0	2	3.4	
at Ohio State	12/04/16	*	24	1-2	.500	0-0	.000	0-0	.000	1	2	3	5.0	5	1	1	0	0	0	0	2	3.9	
XAVIER	12/11/16	*	25	3-6	.500	0-0	.000	0-0	.000	2	4	6	5.1	3	1	0	1	1	6	4	1	6	4.1
GEORGIA	12/15/16	*	26	1-2	.500	0-0	.000	0-4	.000	1	2	3	4.9	3	1	3	0	1	2	3	9	4.1	
CLARION	12/18/16	*	14	2-5	.400	0-0	.000	0-0	.000	0	4	4	4.8	5	1	1	0	1	4	3	9	4.3	
EASTERN ILLINOIS	12/21/16	*	22	4-5	.800	0-0	.000	2-4	.500	2	2	4	4.8	2	0	0	0	0	0	0	10	4.4	
CHICAGO STATE	12/28/16	*	28	2-3	.667	0-0	.000	1-2	.500	1	9	10	5.2	1	1	2	0	0	0	0	5	4.5	
at SMU	12/31/16	*	24	1-3	.333	0-1	.000	0-2	.000	0	3	3	5.0	4	0	1	1	1	2	4	3	4.1	
UCF	01/04/17	*	25	1-1	1.000	0-0	.000	0-0	.000	1	2	3	4.9	4	0	1	0	0	0	0	2	4.3	
HOUSTON	01/07/17	*	16	1-3	.333	0-0	.000	1-1	1.000	2	3	5	4.9	5	0	2	0	0	0	0	3	4.1	

## 2018-19 CINCINNATI BEARCATS



# 12

## // CAREER HIGHS

Points	20 at No. 1 UConn, 2/4/18
Rebounds	7 vs. UCF, 1/30/18
Assists	9 at St. Louis, 11/18/18
Steals	4, 4x, last vs. ETSU, 11/9/18
Blocks	1, 10x, last vs. Austin Peay, 11/6/18
Field Goals	7, 2x, last at No. 1 UConn, 2/4/18
FG Attempts	16 at No. 1 UConn, 2/4/18
3-Pt. FG	5 at No. 1 UConn, 2/4/18
3-Pt. FG Attempts	8 at No. 1 UConn, 2/4/18
Free Throws	6 vs. Temple, 1/13/18
Free Throw Attempts	6, 2x, last vs. Tulsa, 2/17/18
Minutes	36 at St. Louis, 11/18/18

## // MISCELLANEOUS

	2018-19	CAREER
Double Digit Points	3	9
Double Digit Rebounds	--	--
Double-Doubles	--	--
20-Plus Point Games	1	1
Games Led UC in Points	1	2
Games Led UC in Rebounds	1	1
Games Led UC in Assists	5	9

## ANTOINETTE MILLER

JUNIOR | DETROIT, MICH. | SOUTHFIELD-LATHRUP

**2018-19 Season // Junior:** Totaled 13 points, six rebounds, and four steals in the season opener vs. Austin Peay (11/6) ... Stuffed stat sheet with 12 points, four rebounds, four assists, and four steals vs. ETSU (11/9) ... Tallied 10 points, a career-high nine rebounds, six rebounds, and two steals at St. Louis (11/18).

**2017-18 Season // Sophomore:** Totaled a career-high 16 points, six rebounds, and four assists vs. Southeastern Louisiana (11/15) ... Posted nine points, three steals, and two assists vs. Southeast Missouri (11/30) ... Tallied seven points, three assists, and two rebounds at Xavier (12/10) ... Recorded eight points and five rebounds vs. Temple (1/13) ... Scored 10 points off the bench at SMU (1/24) ... Dished out a game and career-high seven assists vs. ECU (1/27) ... Totaled seven rebounds, five points, and four steals vs. UCF (1/30) ... Totaled 20 points, including five made 3-pointers, and four steals at No. 1 UConn (2/4) ... Posted nine points and three assists at Wichita State (2/7) ... Recorded nine points, three assists, and two rebounds vs. Tulane (2/10) ... Tallied 11 points and three rebounds vs. Tulsa (2/17) ... Totaled 14 points and six rebounds at No. 18 USF (2/24).

**2016-17 Season // Freshman:** Scored three points and grabbed two rebounds at SEMO in her first game as a Bearcat (11/11) ... posted a game-high 16 points vs. Indiana State (11/19) ... recorded 10 points and six rebounds at Miami (OH) (11/22) ... totaled six points and six assists vs. Clarion (12/18) ... tallied nine points, three rebounds, and two assists vs. East Carolina (1/21) ... scored 12 points at East Carolina (2/22) ... totaled eight points and three assists at No. 20 Temple (2/25).

**High School:** Helped guide the talent-laden Southfield-Lathrup Chargers to a 23-2 record as a junior and a district championship ... the team's leading scorer, Miller was named Third Team MLive Detroit, Fourth Team State Class A, Special Mention Associated Press Class A All-State, Honorable Mention Detroit News -- each as a junior -- and was selected as Third Team Preseason All-Metro by the Detroit Free Press for her senior season ... graded as an 89 and a three-star recruit by ESPN, Miller is also successful in the classroom as a member of the National Honor Society and has been an honor roll student throughout her high school career.

**Academics:** Majoring in Health Education -- Exercise & Fitness.



## MILLER CAREER STATISTICS

Season	gp-gs		Total		3-Point		F-Throws		Rebounds				Scoring							
	min/avg	fg-fga	pct	fg-fga	pct	ft-fga	pct	off	def	tot	avg	pf	fo	ast	to	blk	stl	pts	avg	
2016-17	26-0	429/16.5	42-119	.353	3-12	.250	21-49	.429	20	40	60	2.3	40	0	33	36	3	14	108	4.2
2017-18	32-0	756/23.6	61-182	.335	13-58	.224	44-73	.603	16	80	96	3.0	59	0	59	49	7	35	179	5.6
2018-19	6-6	181/30.2	22-63	.349	2-10	.200	9-15	.600	1	28	29	4.8	15	1	30	9	1	19	55	9.2
TOTAL	64-6	1366/21.3	125-364	.343	18-80	.225	74-137	.540	37	148	185	2.9	114	1	122	94	11	68	342	5.3

MILLER GAME-BY-GAME STATISTICS

2018-19 GAME-BY-GAME STATISTICS

Opponent	Date	gs	min	fg	fga	pc	3fg	3fga	pc	ft	fta	pc	off	def	tot	avg	pf	a	to	bik	stl	pts	avg	
AUSTIN PEAY	11/06/18	*	28	6-11	.545	0-0	.000	1-2	.500	0	6	6.0	0	2	1	1	4	13	13.0					
ETSU	11/09/18	*	21	4-7	.571	0-1	.000	4-7	.571	0	4	4.0	4	4	1	0	4	12	12.5					
OLD DOMINION	11/12/18	*	32	2-13	.154	1-2	.500	3-4	.750	0	3	3.0	3	4.3	5	6	0	6	8	11.0				
at Pitt	11/16/18	*	30	4-11	.364	0-3	.000	0-0	.000	0	6	6.0	4	8	0	5	1	0	2	8	10.3			
at Saint Louis	11/18/18	*	36	4-10	.400	1-3	.333	1-2	.500	1	5	5.0	3	9	2	0	2	10	10.2					
Totals			5	147	20-52	.385	2-9	222	9-15	.600	1	24	25	5.0	12	26	5	1	18	51	10.2			

Games played: 5  
 Minutes/game: 29.4  
 Points/game: 10.2  
 FG Pct: 38.5  
 3FG Pct: 22.2  
 FT Pct: 60.0

Rebounds/game: 5.0  
 Assists/game: 5.2  
 Turnovers/game: 1.0  
 Assist/turnover ratio: 5.2  
 Steals/game: 3.6  
 Blocks/game: 0.2

2017-18 GAME-BY-GAME STATISTICS

Opponent	Date	gs	min	fg	fga	pc	3fg	3fga	pc	ft	fta	pc	off	def	tot	avg	pf	a	to	bik	stl	pts	avg	
AUSTIN PEAY	11/06/18	*	28	6-11	.545	0-0	.000	1-2	.500	0	6	6.0	0	2	1	1	4	13	13.0					
ETSU	11/09/18	*	21	4-7	.571	0-1	.000	4-7	.571	0	4	4.0	4	4	1	0	4	12	12.5					
OLD DOMINION	11/12/18	*	32	2-13	.154	1-2	.500	3-4	.750	0	3	3.0	3	4.3	5	6	0	6	8	11.0				
at Pitt	11/16/18	*	30	4-11	.364	0-3	.000	0-0	.000	0	6	6.0	4	8	0	5	1	0	2	8	10.3			
at Saint Louis	11/18/18	*	36	4-10	.400	1-3	.333	1-2	.500	1	5	5.0	3	9	2	0	2	10	10.2					
YALE	11/21/18	*	34	2-11	.182	0-1	.000	0-0	.000	0	4	4.0	3	4	4	0	1	4	9.2					
Totals			6	181	22-63	.349	2-10	.200	9-15	.600	1	28	29	4.8	15	30	9	1	19	55	9.2			

Games played: 6  
 Minutes/game: 30.2  
 Points/game: 9.2  
 FG Pct: 34.9  
 3FG Pct: 20.0  
 FT Pct: 60.0

Rebounds/game: 4.8  
 Assists/game: 5.0  
 Turnovers/game: 1.5  
 Assist/turnover ratio: 3.3  
 Steals/game: 3.2  
 Blocks/game: 0.2

2016-17 GAME-BY-GAME STATISTICS

Opponent	Date	gs	min	fg	fga	pc	3fg	3fga	pc	ft	fta	pc	off	def	tot	avg	pf	a	to	bik	stl	pts	avg	
at Southeast Missouri	11-11-1	8	1-5	.200	1-3	.333	0-0	.000	2	0	2	2.0	1	1	0	0	3	3.0						
at Bowling Green	11/15/16	19	1-5	.200	0-1	.000	2-2	1.000	2	4	6	4.0	1	2	1	0	1	4	3.5					
INDIANA STATE	11/19/16	26	7-11	.636	1-3	.333	1-4	.250	0	2	2	3.3	4	0	2	1	1	16	7.7					
at Miami	11/22/16	27	4-7	.571	1-1	1.000	1-1	1.000	0	6	6	4.0	2	0	4	0	0	10	8.3					
HOWARD	11/26/16	19	0-4	.000	0-1	.000	0-2	.000	2	4	6	4.4	0	1	2	0	1	0	6.6					
ARKANSAS-PINE BLUFF	11/29/16	17	0-5	.000	0-0	.000	0-0	.000	0	3	3	4.2	2	1	1	0	2	0	5.5					
TENNESSEE TECH	12/2/16	16	1-4	.250	0-0	.000	1-2	.500	0	1	1	3.7	2	0	1	0	0	3	5.1					
at Ohio State	12/04/16	11	1-4	.250	0-0	.000	1-2	.500	0	0	0	3.3	0	2	1	0	0	3	4.9					
XAVIER	12/11/16	8	0-1	.000	0-0	.000	0-0	.000	0	0	0	2.9	0	0	1	0	0	0	4.3					
GEORGIA	12/15/16	23	2-5	.400	0-0	.000	0-0	.000	1	1	2	2.8	2	1	3	0	1	4	4.3					
CLARION	12/18/16	25	2-4	.500	0-0	.000	2-3	.667	0	3	3	2.8	4	6	3	0	2	6	4.5					
EASTERN ILLINOIS	12/21/16	21	2-7	.286	0-0	.000	0-3	.000	4	2	6	3.1	2	2	4	0	3	4	4.4					
CHICAGO STATE	12/28/16	17	1-3	.333	0-0	.000	1-2	.500	2	1	3	3.1	2	1	1	0	0	3	4.3					
at SMU	12/31/16	16	0-3	.000	0-1	.000	1-2	.500	0	1	1	2.9	2	2	2	0	0	1	4.1					
UCF	01/04/17	7	1-2	.500	0-0	.000	0-0	.000	0	0	0	2.7	0	1	1	0	0	2	3.9					
HOUSTON	01/07/17	16	0-3	.000	0-1	.000	1-2	.500	2	2	4	2.8	2	1	1	0	0	1	3.8					
at Memphis	01/14/17	9	2-2	1.000	0-0	.000	0-1	.000	0	0	0	2.6	0	0	2	0	0	4	3.8					
SMU	01/17/17	10	1-5	.200	0-0	.000	1-2	.500	1	0	1	2.6	1	1	0	1	0	3	3.7					
EAST CAROLINA	01/21/17	22	4-6	.667	0-0	.000	1-4	.250	1	2	3	2.6	0	2	1	0	0	9	4.0					
at UCF	01/24/17	17	1-4	.250	0-0	.000	0-0	.000	1	0	1	2.5	0	1	1	0	1	2	3.9					
at Tulane	2/15/17	8	0-2	.000	0-0	.000	0-0	.000	1	1	2	2.5	2	0	0	0	0	0	3.7					
MEMPHIS	02/18/17	11	0-1	.000	0-0	.000	0-0	.000	0	1	1	2.4	0	0	1	0	0	0	3.5					
at East Carolina	02/22/17	21	5-9	.556	0-0	.000	4-5	.800	0	2	2	2.4	1	2	1	0	1	14	4.0					
at Temple	02/25/17	18	4-10	.400	0-1	.000	0-3	.000	0	1	1	2.3	3	3	1	0	0	8	4.2					
TULSA	02/27/17	21	1-4	.250	0-0	.000	0-2	.000	1	1	2	2.3	3	3	0	1	1	2	4.1					
vs Houston	3/3/2017	16	1-3	.333	0-0	.000	4-7	.571	0	2	2	2.3	4	0	1	0	0	6	4.2					
Totals			0	429	42-119	.353	3-12	250	21-49	.429	20	40	60	2.3	40	33	36	3	14	108	4.2			

Games played: 26  
 Minutes/game: 16.5  
 Points/game: 4.2  
 FG Pct: 35.3  
 3FG Pct: 25.0  
 FT Pct: 42.9

Rebounds/game: 2.3  
 Assists/game: 1.3  
 Turnovers/game: 1.4  
 Assist/turnover ratio: 0.9  
 Steals/game: 0.5  
 Blocks/game: 0.1

## 2018-19 CINCINNATI BEARCATS



#4

## // CAREER HIGHS

Points	18 at Houston, 1/10/18
Rebounds	12 at Xavier, 12/10/17
Assists	3, 4x, last at Pitt (11/16/18)
Steals	3, 5x, last vs. Houston, 2/26/18
Blocks	4 vs. Bowling Green, 12/21/17
Field Goals	8 at Houston, 1/10/18
FG Attempts	15 at Pitt (11/16/18)
3-Pt. FG	--
3-Pt. FG Attempts	1 at Pitt (11/16/18)
Free Throws	4, 6x, last vs. Old Dominion, 11/12/18
Free Throw Attempts	8 vs. Pittsburgh, 11/21/17
Minutes	38 vs. Old Dominion, 11/12/18

## // MISCELLANEOUS

	2018-19	CAREER
Double Digit Points	2	16
Double Digit Rebounds	--	2
Double-Doubles	--	1
20-Plus Point Games	--	--
Games Led UC in Points	--	3
Games Led UC in Rebounds	1	10
Games Led UC in Assists	--	1

# ANGEL RIZOR

**JUNIOR | ZEBULON, N.C. | EAST WAKE**

**2018-19 Season // Junior:** Totaled 14 points and six rebounds vs. Old Dominion (11/12) ... Tallied 10 points, seven rebounds, and three assists at Pitt (11/16).

**2017-18 Season // Sophomore:** Tallied six points and five rebounds vs. Slippery Rock (11/13) ... Totaled seven points and six rebounds vs. Southeastern Louisiana (11/15) ... Recorded a career-high nine rebounds as well as eight points vs. Pittsburgh (11/21) ... Scored a career-high 16 points to go along with six rebounds vs. Saint Francis (11/27) ... Recorded her first-career double-double with game highs of 15 points and 12 rebounds at Xavier (12/10) ... Scored 11 points vs. Howard (12/14) ... Totaled 15 points and eight rebounds vs. No. 13 Ohio State (12/17) ... Tallied 14 points, seven rebounds, and three steals at ECU (12/30) ... Led the Bearcats with 13 points as well as six points vs. No. 22 USF (1/3) ... Posted team highs of 10 points and six rebounds at Tulsa (1/6) ... Totaled 18 points and eight rebounds at Houston (1/10) ... Added 14 points, a team-best eight rebounds, and three assists vs. Temple (1/13) ... Recorded 13 points and six rebounds vs. Memphis (1/21) ... Notched 11 points and seven rebounds vs. ECU (1/27) ... Scored 15 points and grabbed five rebounds in the AAC quarterfinals vs. Tulsa (3/4).

**2016-17 Season // Freshman:** Grabbed five rebounds at SEMO in her first game as a Bearcat (11/11) ... posted nine points and five rebounds vs. Arkansas-Pine Bluff (11/29) ... recorded six points and three rebounds vs. Clarion (12/18) ... tallied season highs of 10 points and seven rebounds vs. Chicago State (12/28) ... totaled seven points, four rebounds, and three steals vs. UCF (1/4) ... posted four points and five rebounds vs. SMU (1/17) ... recorded nine points and eight rebounds in her first start of the season at UCF (1/24) ... grabbed five rebounds vs. No. 1 UConn (2/7) ... totaled seven points and three rebounds at Tulane (2/15) ... Scored a season-best 12 points vs. Memphis (2/18).

**High School:** Two-sport star at East Wake High School – named all-conference in volleyball – parlayed a stellar junior season on the basketball court into All-District honors in the Raleigh, North Carolina area ... named all-conference as both a sophomore and junior and provided strong team leadership as the team's most valuable player the past two seasons ... rated a three-star prospect with a grade of 88 from ESPN and is ranked as the No. 238 recruit in the country by Blue Star Basketball ... earned All-Academic Conference honors as a sophomore and junior.

**Academics:** Majoring in Health Education -- Exercise & Fitness.



## RIZOR CAREER STATISTICS

Season	gp-gs	min/avg	Total		3-Point		F-Throws		Rebounds				Scoring							
			fg-fga	pct	fg-fga	pct	ft-fta	pct	off	def	tot	avg	pf	fo	ast	to	blk	stl	pts	avg
2016-17	29-3	432/14.9	49-97	.505	0-0	.000	23-35	.657	53	56	109	3.8	40	0	6	31	14	8	121	4.2
2017-18	30-25	680/22.7	102-185	.551	0-0	.000	40-60	.667	69	93	162	5.4	53	2	34	53	18	23	244	8.1
2018-19	6-6	185/30.8	16-45	.356	0-1	.000	8-9	.889	13	22	35	5.8	8	0	7	10	1	1	40	6.7
TOTAL	65-34	1297/20.0	167-327	.511	0-1	.000	71-104	.683	135	171	306	4.7	101	2	47	94	33	32	405	6.2

RIZOR GAME-BY-GAME STATISTICS

2018-19 GAME-BY-GAME STATISTICS

Opponent	Date	qs	min	fg/fga	pc	3fg/fga	pc	ft/fta	pc	off	def	tot	avg	pf	a	to	bik	stl	pts	avg	
AUSTIN PEAY	11/06/18	*	26	0-3	.000	0-0	.000	4-4	1.000	2	3	5	5.0	1	2	1	0	0	4	4.0	
ETSU	11/09/18	*	25	2-4	.500	0-0	.000	0-1	.000	1	4	5	5.0	3	1	4	0	0	4	4.0	
OLD DOMINION	11/12/18	*	37	5-11	.455	0-0	.000	4-4	1.000	4	2	6	5.3	1	1	1	0	0	14	7.3	
at Pitt	11/16/18	*	30	5-15	.333	0-1	.000	0-0	.000	5	2	7	5.8	2	3	2	0	1	10	8.0	
at Saint Louis	11/18/18	*	35	1-6	.167	0-0	.000	0-0	.000	1	7	8	6.2	1	0	1	1	0	2	6.8	
YALE	11/21/18	*	32	3-6	.500	0-0	.000	0-0	.000	0	4	4	5.8	0	0	1	0	0	6	6.7	
Totals			6	185	16-45	.356	0-1	.000	8-9	.889	13	22	35	5.8	8	7	10	1	1	40	6.7

Games played: 6  
 Minutes/game: 30.8  
 Points/game: 6.7  
 FG Pct: 35.6  
 3FG Pct: 0.0  
 FT Pct: 88.9

Rebounds/game: 5.8  
 Assists/game: 1.2  
 Turnovers/game: 1.7  
 Assist/turnover ratio: 0.7  
 Steals/game: 0.2  
 Blocks/game: 0.2

2017-18 GAME-BY-GAME STATISTICS

Opponent	Date	qs	min	fg/fga	pc	3fg/fga	pc	ft/fta	pc	off	def	tot	avg	pf	a	to	bik	stl	pts	avg	
at ETSU	11/10/17	*	12	1-1	1.000	0-0	.000	0-0	.000	2	3	5	5.0	4	0	5	0	1	2	2.0	
SLIPPERY ROCK	11/13/17	*	14	3-7	.429	0-0	.000	0-1	.000	3	2	5	5.0	2	0	1	0	0	6	4.0	
SOUTHEASTERN LA.	11/15/17	*	21	3-5	.600	0-0	.000	1-1	1.000	0	6	6	5.3	1	0	2	1	0	7	5.0	
MIAMI	11/18/17	*	19	2-3	.667	0-0	.000	3-4	.750	1	1	2	4.5	2	0	1	0	0	7	5.5	
PITTSBURGH	11/21/17	*	22	2-6	.333	0-0	.000	4-8	.500	5	4	9	5.4	2	2	1	0	0	8	6.0	
EASTERN KENTUCKY	11/25/17	*	18	3-5	.600	0-0	.000	0-0	.000	1	1	2	4.8	2	1	4	1	0	6	6.0	
SAINTE FRANCIS	11/27/17	*	21	6-7	.857	0-0	.000	4-4	1.000	5	1	6	5.0	5	2	1	0	1	16	7.4	
SOUTHEAST MISSOURI	11/30/17	*	26	2-4	.500	0-0	.000	0-0	.000	3	2	5	5.0	2	2	3	0	1	4	7.0	
at Old Dominion	12/03/17	*	20	1-1	1.000	0-0	.000	0-1	.000	2	1	3	4.8	5	2	1	0	1	2	6.4	
at Xavier	12/10/17	*	34	6-11	.545	0-0	.000	3-3	1.000	6	6	12	5.5	1	1	0	1	3	15	7.3	
HOWARD	12/14/17	*	23	5-5	1.000	0-0	.000	1-1	1.000	0	2	2	5.2	2	2	0	0	3	11	7.6	
OHIO STATE	12/17/17	*	25	7-12	.583	0-0	.000	1-2	.500	4	4	8	5.4	0	2	3	1	0	15	8.3	
BOWLING GREEN	12/21/17	*	23	3-6	.500	0-0	.000	2-2	1.000	1	4	5	5.4	1	1	2	4	0	8	8.2	
at ECU	12/30/17	*	29	5-10	.500	0-0	.000	4-6	.667	3	4	7	5.5	4	0	3	1	3	14	8.6	
USF	01/03/18	*	23	6-11	.545	0-0	.000	1-1	1.000	3	3	6	5.5	1	0	4	0	0	13	8.9	
at Tulsa	01/06/18	*	27	4-6	.667	0-0	.000	2-2	1.000	3	3	6	5.6	1	1	3	0	0	10	9.0	
at Houston	01/10/18	*	35	8-12	.667	0-0	.000	2-2	1.000	3	5	8	5.7	1	1	2	0	0	18	9.5	
TEMPLE	01/13/18	*	35	6-10	.600	0-0	.000	2-7	.286	5	3	8	5.8	3	3	2	1	0	14	9.8	
MEMPHIS	01/21/18	*	27	6-8	.750	0-0	.000	1-2	.500	2	4	6	5.8	3	1	2	1	1	13	9.9	
at SMU	01/24/18	*	31	4-12	.333	0-0	.000	0-0	.000	3	7	10	6.1	2	3	2	3	1	8	9.9	
ECU	01/27/18	*	35	5-8	.625	0-0	.000	1-2	.500	2	5	7	6.1	1	0	4	0	0	11	9.9	
UCF	01/30/18	*	29	1-4	.250	0-0	.000	0-0	.000	1	4	5	6.0	0	3	1	1	0	2	9.5	
TULANE	02/10/18		9	1-1	1.000	0-0	.000	2-2	1.000	0	2	2	5.9	1	1	1	0	0	4	9.3	
TULSA	02/17/18		9	1-3	.333	0-0	.000	3-4	.750	3	2	5	5.8	1	1	0	0	1	5	9.1	
at Temple	02/21/18		15	1-3	.333	0-0	.000	0-0	.000	2	2	4	5.8	3	2	0	0	1	2	8.8	
at USF	02/24/18		16	0-0	.000	0-0	.000	0-0	.000	0	2	2	5.6	0	0	1	1	0	0	8.5	
HOUSTON	02/26/18		19	1-4	.250	0-0	.000	1-2	.500	3	3	6	5.6	2	1	0	1	3	3	8.3	
vs Tulsa	03/04/18	*	22	7-10	.700	0-0	.000	1-1	1.000	2	3	5	5.6	0	1	2	0	0	15	8.5	
vs UConn	03/05/18	*	19	1-5	.200	0-0	.000	1-2	.500	0	3	3	5.5	1	0	2	0	1	3	8.3	
at Michigan State	03/16/18	*	22	1-5	.200	0-0	.000	0-0	.000	1	1	2	5.4	0	1	0	0	2	2	8.1	
Totals			25	680	102-185	.551	0-0	.000	40-60	.667	69	93	162	5.4	53	34	53	18	23	244	8.1

Games played: 30  
 Minutes/game: 22.7  
 Points/game: 8.1  
 FG Pct: 55.1  
 FT Pct: 66.7

Rebounds/game: 5.4  
 Assists/game: 1.1  
 Turnovers/game: 1.8  
 Assist/turnover ratio: 0.6  
 Steals/game: 0.8  
 Blocks/game: 0.6

2016-17 GAME-BY-GAME STATISTICS

Opponent	Date	qs	min	fg/fga	pc	3fg/fga	pc	ft/fta	pc	off	def	tot	avg	pf	a	to	bik	stl	pts	avg
at Southeast Missouri	11-11-11		7	0-3	.000	0-0	.000	1-2	.500	5	0	5	5.0	0	0	0	0	0	1	1.0
at Bowling Green	11/15/16		23	2-4	.500	0-0	.000	0-0	.000	2	2	4	4.5	1	1	0	1	0	4	2.9
INDIANA STATE	11/19/16		12	1-3	.333	0-0	.000	0-0	.000	0	0	0	3.0	0	0	0	0	0	1	2.3
at Miami	11/22/16		19	0-2	.000	0-0	.000	2-4	.500	1	2	3	3.0	0	0	0	0	1	1	2.3
HOWARD	11/26/16		9	2-3	.667	0-0	.000	0-0	.000	2	0	2	2.8	1	0	2	1	0	4	2.6
ARKANSAS-PINE BLUFF	11/29/16		15	3-9	.333	0-0	.000	3-5	.600	5	0	5	3.2	3	1	2	0	1	9	3.7
TENNESSEE TECH	12/2/16		13	3-4	.750	0-0	.000	0-0	.000	2	1	3	3.1	1	0	1	1	0	6	4.0
at Ohio State	12/04/16		9	0-1	.000	0-0	.000	0-0	.000	1	2	3	3.1	0	0	1	0	0	0	3.5
GEORGIA	12/15/16		4	0-0	.000	0-0	.000	0-0	.000	1	1	2	3.0	0	0	2	0	0	0	3.1
CLARION	12/18/16		14	3-5	.600	0-0	.000	0-0	.000	1	2	3	3.0	2	0	1	0	0	6	3.4
EASTERN ILLINOIS	12/21/16		12	1-2	.500	0-0	.000	0-0	.000	2	1	3	3.0	4	0	0	1	0	2	3.3
CHICAGO STATE	12/28/16		11	4-4	1.000	0-0	.000	2-2	1.000	2	5	7	3.3	0	1	0	2	0	10	3.8
at SMU	12/31/16		15	0-2	.000	0-0	.000	0-0	.000	1	6	7	3.6	4	0	1	1	0	0	3.5
UCF	01/04/17		21	3-5	.600	0-0	.000	1-2	.500	3	1	4	3.6	3	0	1	1	3	7	3.8
HOUSTON	01/07/17		21	3-5	.600	0-0	.000	0-0	.000	1	2	3	3.6	0	1	0	0	0	6	3.9
at Memphis	01/14/17		11	0-0	.000	0-0	.000	0-0	.000	0	1	1	3.4	2	0	2	1	0	0	3.7
SMU	01/17/17		18	1-3	.333	0-0	.000	2-4	.500	1	4	5	3.5	2	0	1	1	0	4	3.7
EAST CAROLINA	01/21/17		9	2-2	1.000	0-0	.000	2-2	1.000	1	1	2	3.4	0	0	1	0	0	6	3.8
at UCF	01/24/17	*	23	4-6	.667	0-0	.000	1-2	.500	2	6	8	3.7	3	0	2	0	0	9	4.1
TULANE	01/28/17		26	2-6	.333	0-0	.000	0-0	.000	4	1	5	3.8	2	0	3	1	0	4	4.1
at USF	02/01/17		12	2-4	.500	0-0	.000	1-2	.500	1	1	2	3.7	0	0	1	0	0	5	4.1
UCONN	02/07/17		13	1-2	.500	0-0	.000	2-3	.667	2	3	5	3.7	1	0	1	0	0	2	4.0
at Houston	02/11/17		18	2-3	.667	0-0	.000	0-0	.000	1	1	2	3.7	2	0	0	0	0	4	4.0
at Tulane	2/15/17		15	3-6	.500	0-0	.000	1-2	.500	2	1	3	3.6	0	0	2				

## 2018-19 CINCINNATI BEARCATS



# 1 1

## // CAREER HIGHS

Points	16 vs. Houston, 2/26/18
Rebounds	7, 3x, last vs. Yale, 11/21/18
Assists	4 at Houston, 1/10/18
Steals	2, 2x, last vs. Tulsa, 2/17/18
Blocks	1, 3x, last at Wichita State, 2/7/18
Field Goals	5, 4x, last vs. Houston, 2/26/18
FG Attempts	12, 2x, last vs. Yale, 11/21/18
3-Pt. FG	3, 3x, last vs. Bowling Green, 12/21/17
3-Pt. FG Attempts	7 at SEMO, 11/11/16
Free Throws	4, 2x, last vs. Houston, 2/26/18
Free Throw Attempts	4, 2x, last vs. Houston, 2/26/18
Minutes	34, 2x, last vs. Tulsa, 3/4/18

## // MISCELLANEOUS

	2018-19	CAREER
Double Digit Points	1	8
Double Digit Rebounds	--	--
Double-Doubles	--	--
20-Plus Point Games	--	--
Games Led UC in Points	--	--
Games Led UC in Rebounds	--	2
Games Led UC in Assists	1	6

# SAM RODGERS

JUNIOR | CINCINNATI, OHIO | LAKOTA EAST

**2018-19 Season // Junior:** Scored 10 points in the season opener vs. Austin Peay (11/6) ... Totaled seven points and seven rebounds vs. Yale (11/21).

**2017-18 Season // Sophomore:** Scored eight points vs. Southeastern Louisiana (11/15) ... Totaled seven points and two rebounds at Old Dominion (12/3) ... Recorded five points and three rebounds vs. No. 13 Ohio State (12/17) ... Posted 11 points and seven rebounds vs. Bowling Green (12/21) ... Tallied 11 points, five rebounds, four assists, and two steals at Houston (1/10) ... Totaled six points and four rebounds vs. Memphis (1/21) ... Scored nine points at SMU (1/24) ... Recorded 12 points, four rebounds, and two assists vs. Tulane (2/10) ... Tallied seven points, two assists, and two steals vs. Tulsa (2/17) ... Netted seven points at Temple (2/21) ... Totaled career highs of 16 points and seven rebounds vs. Houston (2/26).

**2016-17 Season // Freshman:** Scored 12 points -- including a pair of three-pointers -- at SEMO in her first game as a Bearcat (11/11) ... totaled 11 points, including three three-pointers, vs. Arkansas-Pine Bluff (11/29) ... scored three points vs. Tulane (1/28) ... made three three-pointers vs. No. 1 UConn (2/7) ... posted season-best 13 points at No. 20 Temple (2/25).

**High School:** Catalyst in leading the Lakota East Thunderhawks to a 19-7 overall record and a third-place finish in the always-challenging Greater Miami Conference (GMC) ... named First Team All-GMC, selected to the District 15 All-Star Team, and was Honorable Mention 2015 Associated Press Southwest All-District ... put a dent in the East record book with most three-pointers in a game (5) and became the second all-time leading shot blocker in program history ... graded as an 88 and a three-star recruit by ESPN and rated as No. 297 in the country by Blue Star Basketball.

**Academics:** Majoring in Dietetics.



## RODGERS CAREER STATISTICS

Season	gp-gs	min/avg	Total		3-Point		F-Throws		Rebounds				Scoring							
			fg-fga	pct	fg-fga	pct	ft-fta	pct	off	def	tot	avg	pf	fo	ast	to	blk	stl	pts	avg
2016-17	19-1	272/14.3	25-75	.333	14-47	.298	4-4	1.000	4	19	23	1.2	17	0	15	12	1	6	68	3.6
2017-18	29-29	658/22.7	48-144	.333	26-70	.371	24-24	1.000	6	64	70	2.4	37	0	40	24	2	12	146	5.0
2018-19	3-3	75/25.0	7-27	.259	3-8	.375	5-6	.833	1	11	12	4.0	3	0	4	1	0	3	22	7.3
TOTAL	51-33	1005/19.7	80-246	.325	43-125	.344	33-34	.971	11	94	105	2.1	57	0	59	37	3	21	236	4.6

RODGERS GAME-BY-GAME STATISTICS

2018-19 GAME-BY-GAME STATISTICS

Opponent	Date	gs	min	fg	fga	pc	3fg	3fga	pc	ft	fta	pc	off	def	tot	avg	pf	a	tk	blk	stl	pts	avg
AUSTIN PEAY	11/06/18	*	30	4-10	.400	1-3	.333	1-2	.500	0	2	2	2	2	2.0	0	3	0	0	1	10	10.0	
ETSU	11/09/18	*	13	1-5	.200	1-2	.500	2-2	1.000	1	2	3	2	5	0	0	1	0	1	5	7.5		
YALE	11/21/18	*	32	2-12	.167	1-3	.333	2-2	1.000	0	7	7	4	0	3	1	0	0	1	7	7.3		
<b>Totals</b>			<b>3</b>	<b>75</b>	<b>7-27</b>	<b>.259</b>	<b>3-8</b>	<b>.375</b>	<b>5-6</b>	<b>.833</b>	<b>1</b>	<b>11</b>	<b>12</b>	<b>4.0</b>	<b>3</b>	<b>4</b>	<b>1</b>	<b>0</b>	<b>3</b>	<b>22</b>	<b>7.3</b>		

Games played: 3  
 Minutes/game: 25.0  
 Points/game: 7.3  
 FG Pct: 25.9  
 3FG Pct: 37.5  
 FT Pct: 83.3

Rebounds/game: 4.0  
 Assists/game: 1.3  
 Turnovers/game: 0.3  
 Assist/turnover ratio: 4.0  
 Steals/game: 1.0

2017-18 GAME-BY-GAME STATISTICS

Opponent	Date	gs	min	fg	fga	pc	3fg	3fga	pc	ft	fta	pc	off	def	tot	avg	pf	a	tk	blk	stl	pts	avg
at ETSU	11/10/17	*	20	1-3	.333	1-3	.333	0-0	.000	0	1	1	1.0	3	2	1	0	0	3	3.0			
SLIPPERY ROCK	11/13/17	*	15	1-2	.500	1-2	.500	0-0	.000	0	0	0	0.5	0	2	1	0	1	3	3.0			
SOUTHEASTERN LA.	11/15/17	*	9	2-3	.667	2-2	1.000	2-2	1.000	0	1	1	0.7	1	0	0	0	0	8	4.7			
MIAMI	11/18/17	*	5	1-2	.500	1-1	1.000	0-0	.000	0	0	0	0.5	0	0	0	0	0	3	4.3			
SOUTHEAST MISSOURI	11/30/17	*	19	0-4	.000	0-1	.000	0-0	.000	1	2	3	1.0	2	1	2	0	0	0	3.4			
at Old Dominion	12/03/17	*	30	3-6	.500	1-3	.333	0-0	.000	0	2	2	1.2	1	0	1	0	1	7	4.0			
at Xavier	12/10/17	*	25	1-4	.250	0-1	.000	0-0	.000	0	1	1	1.1	0	1	0	0	0	2	3.7			
HOWARD	12/14/17	*	14	1-3	.333	1-2	.500	3-3	1.000	0	0	0	1.0	1	1	0	1	1	6	4.0			
OHIO STATE	12/17/17	*	19	2-4	.500	1-2	.500	0-0	.000	0	3	3	1.2	1	1	0	0	0	5	4.1			
BOWLING GREEN	12/21/17	*	28	4-6	.667	3-3	1.000	0-0	.000	0	7	7	1.8	2	0	1	0	0	11	4.8			
at ECU	12/30/17	*	29	2-5	.400	1-2	.500	0-0	.000	0	4	4	2.0	0	1	1	0	0	5	4.8			
USF	01/03/18	*	34	0-4	.000	0-2	.000	2-2	1.000	0	1	1	1.9	2	2	0	0	1	2	4.6			
at Tulsa	01/06/18	*	31	1-8	.125	1-6	.167	0-0	.000	0	2	2	1.9	2	1	1	0	0	3	4.5			
at Houston	01/10/18	*	32	4-11	.364	1-5	.200	2-2	1.000	0	5	5	2.1	1	4	1	0	2	11	4.9			
TEMPLE	01/13/18	*	22	1-5	.200	1-4	.250	0-0	.000	0	2	2	2.1	1	1	1	0	0	3	4.8			
MEMPHIS	01/21/18	*	26	2-8	.250	1-3	.333	1-1	1.000	2	2	4	2.3	1	1	0	0	1	6	4.9			
at SMU	01/24/18	*	29	2-7	.286	1-6	.167	4-4	1.000	0	2	2	2.2	4	2	1	0	0	9	5.1			
ECU	01/27/18	*	18	1-3	.333	0-1	.000	0-0	.000	0	1	1	2.2	1	2	1	0	0	2	4.9			
UCF	01/30/18	*	14	0-2	.000	0-1	.000	0-0	.000	0	2	2	2.2	1	0	2	0	0	0	4.7			
at UConn	02/04/18	*	12	0-1	.000	0-1	.000	0-0	.000	0	0	0	2.1	1	1	0	0	0	0	4.5			
at Wichita State	02/07/18	*	19	0-4	.000	0-2	.000	2-2	1.000	0	1	1	2.0	0	2	0	1	0	2	4.3			
TULANE	02/10/18	*	29	5-9	.556	2-4	.500	0-0	.000	0	4	4	2.1	2	2	2	0	1	12	4.7			
TULSA	02/17/18	*	30	2-2	1.000	1-1	1.000	2-2	1.000	0	1	1	2.0	0	2	0	0	2	7	4.8			
at Temple	02/21/18	*	23	3-7	.429	1-2	.500	0-0	.000	0	2	2	2.0	0	2	1	0	0	7	4.9			
at USF	02/24/18	*	7	0-1	.000	0-0	.000	0-0	.000	0	0	0	2.0	2	1	1	0	0	0	4.7			
HOUSTON	02/26/18	*	31	5-9	.556	2-2	1.000	4-4	1.000	1	6	7	2.2	1	1	3	0	1	16	5.1			
vs Tulsa	03/04/18	*	34	2-6	.333	1-3	.333	0-0	.000	0	6	6	2.3	1	3	0	0	0	5	5.1			
vs UConn	03/05/18	*	29	1-9	.111	1-3	.333	0-0	.000	1	4	5	2.4	3	2	1	0	1	3	5.0			
at Michigan State	03/15/18	*	25	1-6	.167	1-2	.500	2-2	1.000	1	2	3	2.4	3	2	2	0	0	5	5.0			
<b>Totals</b>			<b>29</b>	<b>658</b>	<b>48-144</b>	<b>.333</b>	<b>26-70</b>	<b>.371</b>	<b>24-24</b>	<b>1.000</b>	<b>6</b>	<b>64</b>	<b>70</b>	<b>2.4</b>	<b>37</b>	<b>40</b>	<b>24</b>	<b>2</b>	<b>12</b>	<b>146</b>	<b>5.0</b>		

Games played: 29  
 Minutes/game: 22.7  
 Points/game: 5.0  
 FG Pct: 33.3  
 3FG Pct: 37.1  
 FT Pct: 100.0

Rebounds/game: 2.4  
 Assists/game: 1.4  
 Turnovers/game: 0.8  
 Assist/turnover ratio: 1.7  
 Steals/game: 0.4  
 Blocks/game: 0.1

2016-17 GAME-BY-GAME STATISTICS

Opponent	Date	gs	min	fg	fga	pc	3fg	3fga	pc	ft	fta	pc	off	def	tot	avg	pf	a	tk	blk	stl	pts	avg
at Southeast Missouri	11-11-1	29	5-12	.417	2-7	.286	0-0	.000	0	0	0	0.0	1	2	0	0	1	2	0	0	1	12	12.0
at Bowling Green	11/15/16	17	0-7	.000	0-4	.000	0-0	.000	0	0	0	0.0	0	1	0	0	0	0	0	0	0	0	6.0
INDIANA STATE	11/19/16	13	0-3	.000	0-2	.000	0-0	.000	0	1	1	0.3	1	1	0	0	0	0	0	0	0	0	4.0
at Miami	11/22/16	10	0-1	.000	0-1	.000	0-0	.000	1	1	2	0.8	0	0	0	0	0	1	0	0	0	3.0	
HOWARD	11/26/16	8	1-2	.500	1-2	.500	0-0	.000	0	3	3	1.2	1	2	0	0	0	0	3	3.0			
ARKANSAS-PINE BLUFF	11/29/16	25	3-4	.750	3-3	1.000	2-2	1.000	1	3	4	1.7	0	3	1	0	0	0	11	4.3			
TENNESSEE TECH	12/2/16	19	2-3	.667	2-3	.667	0-0	.000	0	1	1	1.6	1	0	0	0	1	6	4.6				
at Ohio State	12/04/16	22	0-7	.000	0-4	.000	0-0	.000	0	2	2	1.6	1	1	0	0	0	0	0	0	4.0		
XAVIER	12/11/16	*	23	2-4	.500	0-2	.000	0-0	.000	0	3	3	1.8	1	0	2	0	1	4	4.0			
at UCF	01/24/17	2	0-0	.000	0-0	.000	0-0	.000	0	0	0	0.0	0	1	0	0	0	0	0	0	0	3.6	
TULANE	01/28/17	6	1-3	.333	1-3	.333	0-0	.000	0	0	0	1.5	1	1	1	0	0	0	3	3.5			
at USF	02/01/17	10	1-2	.500	0-1	.000	0-0	.000	0	0	0	1.3	2	0	0	0	0	0	2	3.4			
UCONN	02/07/17	14	3-3	1.000	3-3	1.000	0-0	.000	0	1	1	1.3	0	2	1	0	9	3.8					
at Houston	02/11/17	10	1-3	.333	1-2	.500	0-0	.000	0	2	2	1.4	0	1	0	0	0	3	3.8				
at Tulane	2/15/17	3	0-0	.000	0-0	.000	0-0	.000	0	0	0	1.3	0	0	2	0	0	0	0	3.5			
MEMPHIS	02/18/17	3	0-1	.000	0-1	.000	0-0	.000	0	0	0	1.2	0	0	0	0	0	0	0	3.3			
at Temple	02/25/17	26	5-7	.714	1-2	.500	2-2	1.000	0	1	1	1.2	0	2	2	0	1	13	3.9				
TULSA	02/27/17	16	1-6	.167	0-3	.000	0-0	.000	1	0	1	1.2	2	0	1	0	0	2	3.8				
vs Houston	3/3/2017	16	0-7	.000	0-4	.000	0-0	.000	1	1	2	1.2	4	1	1	0	1	0	3.6				
<b>Totals</b>		<b>1</b>	<b>272</b>	<b>25-75</b>	<b>.333</b>	<b>14-47</b>	<b>.298</b>	<b>4-4</b>	<b>1.000</b>	<b>4</b>	<b>19</b>	<b>23</b>	<b>1.2</b>	<b>17</b>	<b>15</b>	<b>12</b>	<b>1</b>	<b>6</b>	<b>68</b>	<b>3.6</b>			

Games played: 19  
 Minutes/game: 14.3  
 Points/game: 3.6  
 FG Pct: 33.3  
 3FG Pct: 29.8  
 FT Pct: 100.0

Rebounds/game: 1.2  
 Assists/game: 0.8  
 Turnovers/game: 0.6  
 Assist/turnover ratio: 1.3  
 Steals/game: 0.3  
 Blocks/game: 0.1

## 2018-19 CINCINNATI BEARCATS



# I'LIYAH GREEN

REDSHIRT SOPHOMORE | LOUISVILLE, KY. | MALE

**2017-18 Season // Redshirt Freshman Season:** Saw action in nine games, averaging 1.2 points and 0.7 rebounds per game ... Scored three points vs. Southeastern Louisiana (11/15) ... Netted two points at No. 1 UConn (2/4) ... Totaled four points, one rebound, and one assist vs. Tulsa (2/17).

**2016-17 Season // Freshman Season:** Medical redshirt (ACL injury).

**High School:** Leading scorer, rebounder, and shot blocker for a Male High School team which reached the Final Four of the Kentucky Class 6A State Tournament ... named All-District 26 and Second Team All-Seventh Region as a junior ... following a fantastic state tournament where the multitalented player just missed a triple double by one block in the tournament Sweet 16, Green was selected to the All-Seventh Region Tournament team ... ranked as a three-star recruit and graded as an 89 by ESPN.

**Academics:** Majoring in Psychology.



# #35

### // CAREER HIGHS

Points	4 vs. Tulsa, 2/17/18
Rebounds	1, 6x, last at Michigan State, 3/15/18
Assists	1 vs. Tulsa, 2/17/18
Steals	2 at Michigan State, 3/15/18
Blocks	1, 3x, last at Michigan State, 3/15/18
Field Goals	1, 3x, last at Michigan State, 3/15/18
FG Attempts	2, 2x, last at Michigan State, 3/15/18
3-Pt. FG	--
3-Pt. FG Attempts	--
Free Throws	4 vs. Tulsa, 2/17/18
Free Throw Attempts	4 vs. Tulsa, 2/17/18
Minutes	11 at Michigan State, 3/15/18

### // MISCELLANEOUS

	2018-19	CAREER
Double Digit Points	--	--
Double Digit Rebounds	--	--
Double-Doubles	--	--
20-Plus Point Games	--	--
Games Led UC in Points	--	--
Games Led UC in Rebounds	--	--
Games Led UC in Assists	--	--

### #35 I'Liya Green

Opponent	Date	gs	min	Total		3-Pointers		Free throws		Rebounds			pf	a	t/o	blk	stl	pts	avg	
				fg-fga	pct	3fg-fga	pct	ft-fga	pct	off	def	tot								avg
AUSTIN PEAY	11/06/18	2		0-0	.000	0-0	.000	0-0	.000	0	0	0	0	0	0	0	0	1	0	0.0
<b>Totals</b>		0	2	0-0	.000	0-0	.000	0-0	.000	0	0	0	0	0	0	0	1	0	0.0	

Games played: 1  
Minutes/game: 2.0

Steals/game: 1.0

### GREEN CAREER STATISTICS

Season	gp-gs	min/avg	Total		3-Point		F-Throws		Rebounds				Scoring							
			fg-fga	pct	fg-fga	pct	ft-fga	pct	off	def	tot	avg	pf	fo	ast	to	blk	stl	pts	avg
2017-18	9-0	42/4.7	3-7	.429	0-0	.000	5-7	.714	4	2	6	0.7	5	0	1	2	3	2	11	1.2
2018-19	1-0	2/2.0	0-0	.000	0-0	.000	0-0	.000	0	0	0	0.0	0	0	0	0	0	1	0	0.0
<b>TOTAL</b>	<b>10-0</b>	<b>44/4.4</b>	<b>3-7</b>	<b>.429</b>	<b>0-0</b>	<b>.000</b>	<b>5-7</b>	<b>.714</b>	<b>4</b>	<b>2</b>	<b>6</b>	<b>0.6</b>	<b>5</b>	<b>0</b>	<b>1</b>	<b>2</b>	<b>3</b>	<b>3</b>	<b>11</b>	<b>1.1</b>

2018-19 CINCINNATI BEARCATS



# BRIANNA LIVINGSTON

SOPHOMORE | SCARBOROUGH, ONTARIO | WILFRED LAURIER

**2017-18 Season // Freshman:** Scored four points vs. Slippery Rock (11/13) ... Totaled three assists, two points, two rebounds, and two blocks vs. No. 13 Ohio State (12/17) ... Grabbed three rebounds vs. No. 22 USF (1/3) ... Tallied three rebounds, two points, and one steal vs. Tulsa (2/17) ... Scored four points at No. 18 USF (2/24).

**High School:** Averaged 25.0 points per game for her prep school ... Recognized on various all-tournament teams, including at the Rose Classic (second all-tournament team and all-star team) and the U.S. Junior Nationals All-Star Team in 2015.

**Academics:** Majoring in Exploratory Studies.



# #13

**// CAREER HIGHS**

Points	4, 3x, last at USF, 2/24/18
Rebounds	4, 2x, last at Michigan State, 3/15/18
Assists	3 vs. Ohio State, 12/17/17
Steals	2 vs. Tulsa, 1/6/18
Blocks	2 vs. Ohio State, 12/17/17
Field Goals	2, 3x, last vs. Houston, 2/26/18
FG Attempts	4, 3x, last vs. Ohio State, 12/17/17
3-Pt. FG	--
3-Pt. FG Attempts	1, 2x, last vs. Houston, 2/26/18
Free Throws	2 vs. Pittsburgh, 11/21/17
Free Throw Attempts	2 vs. Pittsburgh, 11/21/17
Minutes	13, 2x, last vs. Ohio State, 12/17/17

**// MISCELLANEOUS**

	2018-19	CAREER
Double Digit Points	--	--
Double Digit Rebounds	--	--
Double-Doubles	--	--
20-Plus Point Games	--	--
Games Led UC in Points	--	--
Games Led UC in Rebounds	--	--
Games Led UC in Assists	--	--

#13 LIVINGSTON, Brianna

Opponent	Date	gs	min	Total		3-Pointers		Free throws		Rebounds					pf	a	t/o	blk	stl	pts	avg
				fg-fga	pct	3fg-fga	pct	ft-fa	pct	off	def	tot	avg								
at ETSU	11/10/17	1	0-0	.000	0-0	.000	0-0	.000	0	0	0	0	0	0	0	0	0	0	0	0	0.0
SLIPPERY ROCK	11/13/17	6	2-4	.500	0-0	.000	0-0	.000	0	1	1	0.5	0	0	2	1	0	4	2.0	2.4	
SOUTHEASTERN LA.	11/15/17	13	2-2	1.000	0-0	.000	0-0	.000	1	1	2	1.0	2	0	4	0	0	4	2.7	2.7	
PITTSBURGH	11/21/17	5	0-4	.000	0-0	.000	2-2	1.000	1	1	2	1.3	0	0	0	0	1	2	2.5	2.5	
EASTERN KENTUCKY	11/25/17	11	1-3	.333	0-0	.000	0-0	.000	3	1	4	1.8	1	2	0	0	0	2	2.4	2.4	
SAINT FRANCIS	11/27/17	7	1-1	1.000	0-0	.000	0-0	.000	0	1	1	1.7	1	1	1	0	1	2	2.3	2.3	
SOUTHEAST MISSOURI	11/30/17	3	0-0	.000	0-0	.000	0-0	.000	0	0	0	1.4	0	0	0	0	0	0	2.0	2.0	
HOWARD	12/14/17	12	0-3	.000	0-0	.000	0-0	.000	2	0	2	1.5	2	2	0	0	1	0	1.8	1.8	
OHIO STATE	12/17/17	13	1-4	.250	0-1	.000	0-0	.000	2	0	2	1.6	3	3	2	2	0	2	1.8	1.8	
BOWLING GREEN	12/21/17	6	0-0	.000	0-0	.000	0-0	.000	0	0	0	1.4	1	1	0	0	0	0	1.6	1.6	
at ECU	12/30/17	3	0-0	.000	0-0	.000	0-0	.000	0	0	0	1.3	0	0	0	0	0	0	1.5	1.5	
USF	01/03/18	7	0-1	.000	0-0	.000	0-0	.000	2	1	3	1.4	0	0	1	0	0	0	1.3	1.3	
at Tulsa	01/06/18	6	0-1	.000	0-0	.000	0-0	.000	0	0	0	1.3	1	1	2	0	2	0	1.2	1.2	
at Houston	01/10/18	3	1-1	1.000	0-0	.000	0-0	.000	0	0	0	1.2	1	0	0	0	0	0	1.3	1.3	
TEMPLE	01/13/18	4	1-1	1.000	0-0	.000	0-1	.000	0	0	0	1.1	0	0	0	0	0	0	1.3	1.3	
MEMPHIS	01/21/18	2	0-1	.000	0-0	.000	0-0	.000	0	0	0	1.1	1	0	0	0	0	0	1.3	1.3	
at SMU	01/24/18	2	0-1	.000	0-0	.000	0-0	.000	1	1	2	1.1	1	0	0	0	0	0	1.2	1.2	
UCF	01/30/18	3	0-1	.000	0-0	.000	0-0	.000	0	1	1	1.1	1	0	3	0	0	0	1.1	1.1	
at UConn	02/04/18	3	0-0	.000	0-0	.000	0-0	.000	1	0	1	1.1	0	0	0	1	0	0	1.1	1.1	
TULANE	02/10/18	2	1-1	1.000	0-0	.000	0-0	.000	0	0	0	1.1	0	0	1	0	0	0	1.1	1.1	
TULSA	02/17/18	7	1-1	1.000	0-0	.000	0-0	.000	1	2	3	1.1	0	0	0	0	1	2	1.1	1.1	
at USF	02/24/18	10	2-2	1.000	0-0	.000	0-0	.000	0	0	0	1.1	0	0	1	0	1	4	1.3	1.3	
HOUSTON	02/26/18	2	0-1	.000	0-1	.000	0-0	.000	1	0	1	1.1	0	0	0	0	1	0	1.2	1.2	
vs Tulsa	03/04/18	1	0-0	.000	0-0	.000	0-0	.000	0	1	1	1.1	0	0	0	0	0	0	1.2	1.2	
vs UConn	03/05/18	6	0-2	.000	0-0	.000	0-0	.000	0	0	0	1.0	0	0	1	0	0	0	1.1	1.1	
at Michigan State	03/15/18	4	0-1	.000	0-0	.000	0-0	.000	0	4	4	1.0	0	0	0	0	0	0	1.1	1.1	
Totals		0	142	13-36	.361	0-2	.000	2-3	.667	15	15	30	1.2	15	10	18	4	8	28	1.1	

Games played: 26  
 Minutes/game: 5.5  
 Points/game: 1.1  
 FG Pct: 36.1  
 3FG Pct: 0.0  
 FT Pct: 66.7

Rebounds/game: 1.2  
 Assists/game: 0.4  
 Turnovers/game: 0.7  
 Assist/turnover ratio: 0.6  
 Steals/game: 0.3  
 Blocks/game: 0.2

## 2018-19 CINCINNATI BEARCATS



#10

## // CAREER HIGHS

Points	11 vs. Miami (OH), 11/18/17
Rebounds	8 vs. Howard, 12/14/17
Assists	4 vs. Howard, 12/14/17
Steals	1, 2x, last vs. Pittsburgh, 11/21/17
Blocks	1, 3x, last vs. Temple, 1/13/18
Field Goals	3 vs. Miami (OH), 11/18/17
FG Attempts	7 vs. Saint Francis (Pa.), 11/27/17
3-Pt. FG	2 vs. Miami (OH), 11/18/17
3-Pt. FG Attempts	4, 2x, last vs. Howard, 12/14/17
Free Throws	4 at Wichita State, 2/7/18
Free Throw Attempts	4 at Wichita State, 2/7/18
Minutes	25 vs. Miami (OH), 11/18/17

## // MISCELLANEOUS

	2018-19	CAREER
Double Digit Points		1
Double Digit Rebounds	--	--
Double-Doubles	--	--
20-Plus Point Games	--	--
Games Led UC in Points	--	--
Games Led UC in Rebounds	--	--
Games Led UC in Assists	--	--

# MICHAELA PORTER

SOPHOMORE | PITTSBURGH, PA. | OBAMA ACADEMY OF INT'L STUDIES

**2018-19 Season // Sophomore:** Totaled three points, two assists, and two rebounds at Pitt (11/16).

**2017-18 Season // Freshman:** Totaled four points and four rebounds in her collegiate debut at ETSU (11/10) ... Grabbed six rebounds vs. Slippery Rock (11/13) ... Recorded 11 points and five rebounds vs. Miami (OH) (11/18) ... Corralled eight rebounds vs. Howard (12/14) ... Posted four points and three rebounds at Wichita State (2/7).

**High School:** Averaged 15.4 ppg, 9.1 rpg, 4.2 stls, 3.2 asts at Obama Academy, scoring more than 1,000 career points ... 2016 Pittsburgh City League Player of the Year and recent inductee into the Pittsburgh City League Junior Hall of Fame ... Named All-City throughout her high school career ... Integral part of four city championship teams ... Won the 2016 AAU adidas Gauntlet National Championship with the Western PA Bruins ... Ranked as a three-star recruit by ESPN.

**Personal:** Father, Darelle, starred in basketball at Pittsburgh .. Brother, DJ, currently plays basketball at Saint Francis (NY) ... Majoring in pre-pharmacy.

**Academics:** Majoring in Psychology.



#10 Michaela Porter

Opponent	Date	gs	min	Total		3-Pointers		Free throws		Rebounds				pf	a	t/o	blk	stl	pts	avg	
				fg-fga	pct	3fg-fga	pct	ft-fga	pct	off	def	tot	avg								
AUSTIN PEAY	11/06/18	4	0-0	.000	0-0	.000	0-0	.000	0	0	0	0	0	0	1	1	0	0	0	0	0.0
ETSU	11/09/18	1	0-0	.000	0-0	.000	0-0	.000	0	0	0	0	0	0	0	0	0	0	0	0	0.0
OLD DOMINION	11/12/18	6	1-2	.500	1-2	.500	0-0	.000	0	2	2	0.7	0	0	2	0	0	0	3	1.0	
at Pitt	11/16/18	13	1-4	.250	1-3	.333	0-0	.000	0	2	2	1.0	0	2	0	0	0	0	3	1.5	
Totals		0	24	2-6	.333	2-5	.400	0-0	.000	0	4	4	1.0	1	3	2	0	0	6	1.5	

Games played: 4  
Minutes/game: 6.0  
Points/game: 1.5  
FG Pct: 33.3  
3FG Pct: 40.0

Rebounds/game: 1.0  
Assists/game: 0.8  
Turnovers/game: 0.5  
Assist/turnover ratio: 1.5

## PORTER CAREER STATISTICS

Season	gp-gs	min/avg	Total		3-Point		F-Throws		Rebounds				Scoring							
			fg-fga	pct	fg-fga	pct	ft-fga	pct	off	def	tot	avg	pf	fo	ast	to	blk	stl	pts	avg
2017-18	24-3	188/7.8	10-38	.263	3-19	.158	13-16	.813	11	40	51	2.1	36	1	14	23	3	2	36	1.5
2018-19	4-0	24/6.0	2-6	.333	2-5	.400	0-0	.000	0	4	4	1.0	1	0	3	2	0	0	6	1.5
TOTAL	28-3	212/7.6	12-44	.273	5-24	.208	13-16	.813	11	44	55	2.0	37	1	17	25	3	2	42	1.5

## 2018-19 CINCINNATI BEARCATS



#40

## // CAREER HIGHS

Points	8 vs. Pittsburgh, 11/21/17
Rebounds	10 at St. Louis, 11/18/18
Assists	1, 3x, vs. Tulsa, 2/17/18
Steals	3, 2x, last at St. Louis, 11/18/18
Blocks	2, 3x, last at St. Louis, 11/18/18
Field Goals	4 vs. Pittsburgh, 11/21/17
FG Attempts	11 vs. UConn, 3/5/18
3-Pt. FG	--
3-Pt. FG Attempts	--
Free Throws	1, 5x, last vs. UConn, 3/5/18
Free Throw Attempts	2, 3x, last at USF, 2/24/18
Minutes	23 at St. Louis, 11/18/18

## // MISCELLANEOUS

	2018-19	CAREER
Double Digit Points	--	--
Double Digit Rebounds	1	1
Double-Doubles	--	--
20-Plus Point Games	--	--
Games Led UC in Points	--	--
Games Led UC in Rebounds	1	1
Games Led UC in Assists	--	--

# ANDEIJA PUCKETT

SOPHOMORE | GRIFFIN, GA. | GRIFFIN

**2018-19 Season // Sophomore:** Totaled 10 rebounds, four points, three steals, and two blocks at St. Louis in her first-career start (11/18) ... Scored six points vs. Yale (11/21).

**2017-18 Season // Freshman:** Totaled eight points and two steals in six minutes vs. Pittsburgh (11/21) ... Grabbed two rebounds at SMU (1/24) ... Blocked two shots vs. UCF (1/30) ... Scored four points at No. 1 UConn (2/4) ... Recorded four points and two rebounds vs. Tulane (2/10) ... Talled three steals, 2 points, and two rebounds vs. Tulsa (2/17) ... Scored three points at No. 18 USF (2/24) ... Totaled five points, three rebounds, and a block vs. No. 1 UConn in the AAC semifinals (3/5).

**High School:** Averaged 18.0 ppg, 10.0 rpg, 5.0 bpg, 3.0 spg at Griffin High School ... First Team AAAA All-Region selection throughout her high school career ... Named to the Georgia Athletic Coaches Association (GACA) All-State Team ... All-time leading scorer and rebounder in Griffin High School history with more than 1330 points and 790 rebounds ... Selected as the Most Valuable Player of the rising All-Star Game in 2016 and was a Atlanta Journal-Constitution Honorable Mention AAAA All-State selection in 2016 ... Three-star recruit by ESPN, Puckett also rated as a Top-100 recruit nationally by both Peach State Basketball Report (#68) and Blue Star Basketball (#90) ... Considered Wake Forest and West Virginia.

**Personal:** Father, Willie, played basketball collegiately at Georgia Southern ... Majoring in exploratory studies with a minor in communication.

**Academics:** Majoring in Exploratory Studies.



#40 Andeija Puckett

Opponent	Date	gs	min	Total		3-Pointers		Free throws		Rebounds				pf	a	l/o	blk	stl	pts	avg
				fg	fga	pct	3fg	3fga	pct	ft	fta	pct	off							
AUSTIN PEAY	11/06/18	7	2-3	.667	0-0	.000	1-2	.500	1	0	1	1.0	3	0	3	0	1	5	5.0	
ETSU	11/09/18	5	0-1	.000	0-0	.000	1-2	.500	1	1	2	1.5	0	0	1	1	0	1	3.0	
OLD DOMINION	11/12/18	7	1-1	1.000	0-0	.000	0-2	.000	1	0	1	1.3	3	1	1	0	0	2	2.7	
at Pitt	11/16/18	13	0-2	.000	0-0	.000	0-0	.000	0	2	2	1.5	1	0	0	2	0	2.0		
at Saint Louis	11/18/18	*	2-8	.250	0-0	.000	0-0	.000	1	9	10	3.2	4	0	4	2	3	4	2.4	
YALE	11/21/18	5	3-5	.600	0-0	.000	0-0	.000	2	1	3	3.2	3	0	1	0	0	6	3.0	
Totals		1	60	8-20	.400	0-0	.000	2-6	.333	6	13	19	3.2	14	1	10	5	4	18	3.0

Games played: 6  
Minutes/game: 10.0  
Points/game: 3.0  
FG Pct: 40.0  
FT Pct: 33.3

Rebounds/game: 3.2  
Assists/game: 0.2  
Turnovers/game: 1.7  
Assist/turnover ratio: 0.1  
Steals/game: 0.7  
Blocks/game: 0.8

## PUCKETT CAREER STATISTICS

Season	gp-gs	min/avg	Total		3-Point		F-Throws		Rebounds				Scoring							
			fg	fga	pct	fg	fga	pct	ft	fta	pct	off	def	tot	avg	pf	fo	ast	to	blk
2017-18	17-0	81/4.8	14-35	.400	0-0	.000	5-11	.455	5	11	16	0.9	10	0	3	13	4	5	33	1.9
2018-19	6-1	60/10.0	8-20	.400	0-0	.000	2-6	.333	6	13	19	3.2	14	0	1	10	5	4	18	3.0
TOTAL	23-1	141/6.1	22-55	.400	0-0	.000	7-17	.412	11	24	35	1.5	24	0	4	23	9	9	51	2.2

2018-19 CINCINNATI BEARCATS



#23

**// CAREER HIGHS**

Points	19 at ETSU, 11/10/17
Rebounds	13 vs. Memphis, 1/21/18
Assists	4 vs. Yale, 11/21/18
Steals	2, 3x, last vs. ETSU, 11/9/18
Blocks	4 vs. Yale, 11/21/18
Field Goals	9 vs. Tulane, 2/10/18
FG Attempts	12, 2x, last vs. Howard, 12/14/17
3-Pt. FG	1, 3x, last at Wichita State, 2/7/18
3-Pt. FG Attempts	2 vs. Memphis, 1/21/18
Free Throws	6 at Pitt 11/16/18
Free Throw Attempts	9 at Pitt 11/16/18
Minutes	31 at St. Louis, 11/18/18

**// MISCELLANEOUS**

	2018-19	CAREER
Double Digit Points	5	19
Double Digit Rebounds	1	4
Double-Doubles	1	3
20-Plus Point Games	--	--
Games Led UC in Points	2	4
Games Led UC in Rebounds	4	14
Games Led UC in Assists	1	1

# IIMAR'I THOMAS

SOPHOMORE | OAKLAND, CALIF. | SACRED HEART CATHEDRAL PREP

**2018-19 Season // Sophomore:** Totaled 10 points and seven rebounds in the season opener vs. Austin Peay (11/6) ... Totaled 10 points and seven rebounds vs. Old Dominion (11/12) ... Led UC with 12 points at Pitt (11/16) ... Scored a team-best 13 points at St. Louis (11/18) ... Recorded double-double of 14 points and 10 rebounds vs. Yale (11/21).

**2017-18 Season // Freshman:** Totaled 19 points and eight rebounds in her collegiate debut at ETSU (11/10) ... Tallied 18 points, five rebounds, two assists, and two blocks vs. Slippery Rock (11/13) ... Posted first collegiate double-double with 15 points and 10 rebounds vs. Southeastern Louisiana (11/15) ... Recorded 13 points and seven rebounds vs. Miami (OH) (11/18) ... Totaled 14 points and five rebounds vs. Eastern Kentucky (11/25) ... Posted 12 points and seven rebounds vs. Southeast Missouri (11/30) ... Tallied double-double with 19 points and 11 rebounds vs. Howard (12/14) ... Notched 15 points and nine rebounds vs. No. 13 Ohio State (12/17) ... Totaled 14 points and five rebounds at ECU (12/30) ... Scored 12 points vs. No. 22 USF (1/3) ... Contributed 11 points, six rebounds, and three assists at Houston (1/10) ... Tallied 14 points, seven rebounds, and three assists vs. Temple (1/13) ... Grabbed a game-high 13 rebounds vs. Memphis (1/21) ... Totaled eight points, five rebounds, and two assists at No. 1 UConn (2/4) ... Posted 14 points and five rebounds at Wichita State (2/7) ... Scored a game-high 18 points vs. Tulane (2/10) ... Recorded nine rebounds and eight points at No. 18 USF (2/24) ... Tallied 10 points, five rebounds, and two assists vs. Tulsa in the AAC quarterfinals (3/4) ... Named 2018 AAC Freshman of the Year.

**High School:** Averaged 25.0 ppg & 13.4 rpg as a senior at Sacred Heart Cathedral Prep ... Named West Catholic Athletic League (WCAL) Player of the Year, San Francisco Chronicle Player of the Year, Sportstar Magazine NorCal Player of the Year, and NorCalPreps.com NorCal Player of the Year in 2017 ... First Team All-Metro Bay Area selection and a Second Team All-State pick ... Helped lead Sacred Heart to a 2016 California Division III State Championship ... An 1,000-point career scorer at Sacred Heart ... Ranked as a five-star recruit by NorCal Preps and a three-star recruit by ESPN ... Chose UC over Providence.

**Personal:** Majoring in exploratory studies ... Entered high school at 12 years old and began college at 16 ... Cousin of former NBA player Rod Higgins ... Fluent in American Sign Language.

**Academics:** Majoring in Exploratory Studies.



#23 Iimar'i Thomas

Opponent	Date	qs	min	Total		3-Pointers		Free throws		Rebounds				pts	avg					
				fg-fga	pct	3fg-fga	pct	ft-fa	pct	off	def	tot	avg							
AUSTIN PEAY	11/06/18	22	5-6	.833	0-0	.000	0-0	.000	1	6	7	7.0	2	0	2	0	10	10.0		
ETSU	11/09/18	30	3-8	.375	0-0	.000	0-0	.000	1	7	8	7.5	1	0	0	1	2	6	8.0	
OLD DOMINION	11/12/18	27	4-9	.444	0-0	.000	2-2	1.000	2	5	7	7.3	5	0	3	1	0	10	8.7	
at Pitt	11/16/18	22	3-4	.750	0-0	.000	6-9	.667	1	2	3	6.3	3	0	1	1	0	12	9.5	
at Saint Louis	11/18/18	*	32	6-10	.600	0-0	.000	1-2	.500	2	1	3	5.6	3	1	2	0	13	10.2	
YALE	11/21/18	28	7-8	.875	0-0	.000	0-0	.000	3	7	10	6.3	1	4	3	4	0	14	10.8	
Totals		1	161	28-45	.622	0-0	.000	9-13	.692	10	28	38	6.3	15	5	11	7	2	65	10.8

Games played: 6  
 Minutes/game: 26.8  
 Points/game: 10.8  
 FG Pct: 62.2  
 FT Pct: 69.2

Rebounds/game: 6.3  
 Assists/game: 0.8  
 Turnovers/game: 1.8  
 Assist/turnover ratio: 0.5  
 Steals/game: 0.3  
 Blocks/game: 1.2

**THOMAS CAREER STATISTICS**

Season	gp-gs	min/avg	Total		3-Point		F-Throws		Rebounds				Scoring							
			fg-fga	pct	fg-fga	pct	ft-fa	pct	off	def	tot	avg	pf	fo	ast	to	blk	stl	pts	avg
2017-18	32-1	673/21.0	126-214	.589	3-14	.214	55-75	.733	60	132	192	6.0	48	0	35	37	24	13	310	9.7
2018-19	6-1	161/26.8	28-45	.622	0-0	.000	9-13	.692	10	28	38	6.3	15	1	5	11	7	2	65	10.8
TOTAL	38-2	834/21.9	154-259	.595	3-14	.214	64-88	.727	70	160	230	6.1	63	1	40	48	31	15	375	9.9

## 2018-19 CINCINNATI BEARCATS



#22

# MONIQUE THOMPSON

GRADUATE STUDENT | LONG BEACH, CALIF. | ST. ANTHONY | NORTHWEST CHRISTIAN

**Prior to UC:** Transferred to UC from Northwest Christian University (NCU) in Eugene, Oregon ... As a sophomore at NCU, started 27 games, averaging 9.6 points each contest, and totaled 59 steals en route to being named to the Cascade Collegiate Conference (CCC) First Team as well as being selected as the league's Defensive Player of the Year ... In 2016-17, averaged a team-high 16.2 points per game, as well as Beacons of 55 assists and 38 steals, in an injury-shortened season

... Earned First Team All-CCC honors for the second-straight year and again was named Team MVP ... Did not play during the 2017-18 season due to injury.

**Academics:** Graduated from NCU with a Bachelor of Science degree in Interdisciplinary Studies ... Enrolled in Master of Science Sport Administration graduate program at UC.

## #22 Monique Thompson

Opponent	Date	gs	min	Total		3-Pointers		Free throws		Rebounds				pts	avg					
				fg-fga	pct	3fg-fga	pct	ft-fga	pct	off	def	tot	avg							
AUSTIN PEAY	11/06/18	7		0-0	.000	0-0	.000	0-0	.000	0	1	1	1.0	0	2	2	0	0	0	0.0
OLD DOMINION	11/12/18	5		0-1	.000	0-0	.000	0-0	.000	0	2	2	1.5	2	0	1	0	0	0	0.0
at Pitt	11/16/18	5		0-0	.000	0-0	.000	0-0	.000	0	0	0	1.0	0	1	0	0	0	0	0.0
at Saint Louis	11/18/18	5		0-0	.000	0-0	.000	0-0	.000	0	0	0	0.8	0	1	2	0	0	0	0.0
Totals		0	22	0-1	.000	0-0	.000	0-0	.000	0	3	3	0.8	2	4	5	0	0	0	0.0

Games played: 4  
Minutes/game: 5.5  
FG Pct: 0.0

Rebounds/game: 0.8  
Assists/game: 1.0  
Turnovers/game: 1.3  
Assist/turnover ratio: 0.8



#14

# ADDAYA MOORE

REDSHIRT SOPHOMORE | GRANITE CITY, ILL. | GRANITE CITY | ILLINOIS

**2018-19 Season // Redshirt Sophomore:** Sat out due to NCAA transfer rules.

at Orchard Farm and Jerseyville.

**Prior to UC:** In her freshman season at Illinois in 2017-18, played in 19 games ... Scored a season-high 10 points, in just 10 minutes of play, in an 81-52 Illini win over Indiana State ... Posted seven points, an assist, and a steal at New Mexico ... Recorded six points and six rebounds in the 2017-18 regular season finale against Minnesota ... Enjoyed a decorated prep career at Granite City High School in Granite City, Illinois ... Averaged 25.0 points, 9.0 rebounds, 3.0 steals, and 4.2 blocks per game during her senior year ... Earned numerous honors and awards in high school including 2016 First-Team All-Southwestern Conference accolades ... Was stellar during tournament play, garnering two-time Carrollton All-Tournament honors as well as All-Tournament distinctions

**Academics:** Majoring in Exploratory Studies.



# FLORENCE SIFA

**JUNIOR | BUJUMBURA, BURUNDI | JACKSONVILLE COLLEGE**

**2018-19 Season // Junior:** Scored a game-best 14 points in the season opener vs. Austin Peay (11/6) ... Totaled 15 points and six rebounds vs. ETSU (11/9) ... Tallied eight points, six rebounds, and two assists at St. Louis (11/18).

Jacksonville College ... Majoring in Interdisciplinary Studies at UC.

**Prior to UC:** Averaged 17.9 points, 5.6 rebounds, and 3.1 assists per game in 2017-18 at Jacksonville College ... NJCAA Region XIV All-Conference honoree as well as an All-Academic awardee ... Represented her home country on the Burundian national team during the Women's Africa Championship Cup.

**Academics:** Earned an Associate of Science degree at

#30 Florence Sifa

Opponent	Date	gs	min	Total		3-Pointers		Free throws		Rebounds				pf	a	t/o	blk	stl	pts	avg
				fg-fga	pct	3fg-fga	pct	ft-fa	pct	off	def	tot	avg							
AUSTIN PEAY	11/06/18		22	6-9	.667	0-0	.000	2-2	1.000	0	1	1	1.0	4	2	4	0	1	14	14.0
ETSU	11/09/18		26	7-15	.467	0-0	.000	1-1	1.000	6	0	6	3.5	3	2	4	0	0	15	14.5
OLD DOMINION	11/12/18	*	16	1-6	.167	0-0	.000	2-4	.500	2	1	3	3.3	5	0	1	0	0	4	11.0
at Pitt	11/16/18		22	4-5	.800	0-0	.000	1-4	.250	0	1	1	2.8	3	0	2	0	1	9	10.5
at Saint Louis	11/18/18		21	2-5	.400	0-0	.000	4-6	.667	2	4	6	3.4	3	2	2	0	1	8	10.0
YALE	11/21/18		23	4-6	.667	0-0	.000	1-2	.500	2	3	5	3.7	3	0	5	0	3	9	9.8
Totals			130	24-46	.522	0-0	.000	11-19	.579	12	10	22	3.7	21	6	18	0	6	59	9.8

Games played: 6  
 Minutes/game: 21.7  
 Points/game: 9.8  
 FG Pct: 52.2  
 FT Pct: 57.9

Rebounds/game: 3.7  
 Assists/game: 1.0  
 Turnovers/game: 3.0  
 Assist/turnover ratio: 0.3  
 Steals/game: 1.0

# #30

## 2018-19 STATS

## OVERALL STATISTICS

## All games

RECORD:	OVERALL	HOME	AWAY	NEUTRAL
ALL GAMES	4-2	3-1	1-1	0-0
CONFERENCE	0-0	0-0	0-0	0-0
NON-CONFERENCE	4-2	3-1	1-1	0-0

#	Player	gp-gs	min	avg	Total		3-Point		F-Throw		Rebounds					pts	avg							
					fg-fga	fg%	3fg-fga	3fg%	ft-fta	ft%	off	def	tot	avg	pf			dq	a	to	blk	stl		
02	Nikira Goings	6-6	179	29.8	28-70	.400	14-41	.341	15-20	.750	5	14	19	3.2	16	1	5	7	0	6	85	14.2		
23	Ilmar'I Thomas	6-1	161	26.8	28-45	.622	0-0	.000	9-13	.692	10	28	38	6.3	15	1	5	11	7	2	65	10.8		
30	Florence Sifa	6-1	130	21.7	24-46	.522	0-0	.000	11-19	.579	12	10	22	3.7	21	1	6	18	0	6	59	9.8		
12	Antoinette Miller	6-6	181	30.2	22-63	.349	2-10	.200	9-15	.600	1	28	29	4.8	15	1	30	9	1	19	55	9.2		
11	Sam Rodgers	3-3	75	25.0	7-27	.259	3-8	.375	5-6	.833	1	11	12	4.0	3	0	4	1	0	3	22	7.3		
04	Angel Rizor	6-6	185	30.8	16-45	.356	0-1	.000	8-9	.889	13	22	35	5.8	8	0	7	10	1	1	40	6.7		
05	Genesis Parker	4-1	94	23.5	6-21	.286	2-11	.182	5-15	.333	2	8	10	2.5	5	0	9	7	0	4	19	4.8		
40	Andeija Puckett	6-1	60	10.0	8-20	.400	0-0	.000	2-6	.333	6	13	19	3.2	14	0	1	10	5	4	18	3.0		
25	Chelsea Warren	6-5	94	15.7	5-14	.357	0-0	.000	2-3	.667	6	9	15	2.5	10	1	4	8	1	1	12	2.0		
10	Michaela Porter	4-0	24	6.0	2-6	.333	2-5	.400	0-0	.000	0	4	4	1.0	1	0	3	2	0	0	6	1.5		
20	Benham,Maya	3-0	6	2.0	1-1	1.000	0-0	.000	0-0	.000	0	1	1	0.3	1	0	0	0	0	0	2	0.7		
22	Monique Thompson	5-0	25	5.0	0-1	.000	0-0	.000	0-0	.000	0	3	3	0.6	2	0	4	6	0	0	0	0.0		
35	I'Liyah Green	1-0	2	2.0	0-0	.000	0-0	.000	0-0	.000	0	0	0	0.0	0	0	0	0	0	1	0	0.0		
Team											10	13	23						2					
Total.....		6	1216		147-359	.409	23-76	.303	66-106	.623	66	164	230	38.3	111	5	78	91	15	47	383	63.8		
Opponents.....		6	1226		130-355	.366	36-125	.288	59-105	.562	80	158	238	39.7	117	-	74	111	13	20	355	59.2		

TEAM STATISTICS	CIN	OPP	Date	Opponent	Score	Att.
SCORING	383	355	11/06/18	AUSTIN PEAY	w 69-48	873
Points per game	63.8	59.2	11/09/18	ETSU	w 77-64	840
Scoring margin	+4.7	-	11/12/18	OLD DOMINION	Lot 72-76	882
FIELD GOALS-ATT	147-359	130-355	11/16/18	at Pitt	L 48-65	735
Field goal pct	.409	.366	11/18/18	at Saint Louis	w 51-50	517
3 POINT FG-ATT	23-76	36-125	11/21/18	YALE	w 66-52	809
3-point FG pct	.303	.288	* - Conference game			
3-pt FG made per game	3.8	6.0				
FREE THROWS-ATT	66-106	59-105				
Free throw pct	.623	.562				
F-Throws made per game	11.0	9.8				
REBOUNDS	230	238				
Rebounds per game	38.3	39.7				
Rebounding margin	-1.3	-				
ASSISTS	78	74				
Assists per game	13.0	12.3				
TURNOVERS	91	111				
Turnovers per game	15.2	18.5				
Turnover margin	+3.3	-				
Assist/turnover ratio	0.9	0.7				
STEALS	47	20				
Steals per game	7.8	3.3				
BLOCKS	15	13				
Blocks per game	2.5	2.2				
ATTENDANCE	3404	1252				
Home games-Avg/Game	4-851	2-626				
Neutral site-Avg/Game	-	0-0				

Score by Periods	1st	2nd	3rd	4th	OT	Totals
Cincinnati	85	108	88	88	14	383
Opponents	90	80	92	75	18	355

## 2018-19 STATS

## COMPARISON

Opponent	1st	2nd	Score	Mar	Total FG	FG Pct	3-Pointers	3FG Pct	Free Throws	FT Pct	Rebounds	Assist	T/Over	Block	Steal	Fouls
AUSTIN PEAY	40/24	29/24	69-48	+21	28-56/19-62	.500/.306	2-9/6-32	.222/.188	11-16/4-8	.688/.500	35/37 (2)	14/12	16/22	1/0	9/5	13/20
ETSU	34/34	43/30	77-64	+13	29-65/26-55	.446/.473	7-18/8-18	.389/.444	12-21/4-10	.571/.400	39/31 +8	13/17	15/24	2/1	11/2	17/26
OLD DOMINION	34/30	24/28	72-76	(4)	23-72/22-60	.319/.367	7-20/5-22	.350/.227	19-29/27-44	.655/.614	37/56 (19)	14/10	12/19	1/0	8/1	32/27
Pitt	30/30	18/35	48-65	(17)	19-54/25-63	.352/.397	2-15/6-18	.133/.333	8-17/9-13	.471/.692	31/48 (17)	13/12	15/18	3/4	5/5	14/17
Saint Louis	26/26	25/24	51-50	+1	21-53/16-52	.396/.308	3-7/6-15	.429/.400	6-11/12-17	.545/.706	37/39 (2)	13/11	16/16	4/5	8/3	18/11
YALE	29/26	37/26	66-52	+14	27-59/22-63	.458/.349	2-7/5-20	.286/.250	10-12/3-13	.833/.231	51/27 +24	11/12	17/12	4/3	6/4	17/16

Note: Game totals are displayed in the format TEAM/OPPONENT for each category

## 2018-19 STATS

## GAME-BY-GAME

## All games

## TEAM STATISTICS

Opponent	Date	Score		Total		3-Pointers		Free throws		Rebounds				pf	a	t/o	blk	stl	pts	avg
				fg-fga	pct	3fg-fga	pct	ft-fta	pct	off	def	tot	avg							
AUSTIN PEAY	11/06/18	69-48	W	28-56	.500	2-9	.222	11-16	.688	7	28	35	35.0	13	14	16	1	9	69	69.0
ETSU	11/09/18	77-64	W	29-65	.446	7-18	.389	12-21	.571	17	22	39	37.0	17	13	15	2	11	77	73.0
OLD DOMINION	11/12/18	72-76	Lot	23-72	.319	7-20	.350	19-29	.655	11	26	37	37.0	32	14	12	1	8	72	72.7
at Pitt	11/16/18	48-65	L	19-54	.352	2-15	.133	8-17	.471	7	24	31	35.5	14	13	15	3	5	48	66.5
at Saint Louis	11/18/18	51-50	W	21-53	.396	3-7	.429	6-11	.545	9	28	37	35.8	18	13	16	4	8	51	63.4
YALE	11/21/18	66-52	W	27-59	.458	2-7	.286	10-12	.833	15	36	51	38.3	17	11	17	4	6	66	63.8
Cincinnati		383		147-359	.409	23-76	.303	66-106	.623	66	164	230	38.3	111	78	91	15	47	383	63.8
Opponents		355		130-355	.366	36-125	.288	59-105	.562	80	158	238	39.7	117	74	111	13	20	355	59.2

Games played: 6  
Points/game: 63.8  
FG Pct: 40.9  
3FG Pct: 30.3  
FT Pct: 62.3

Rebounds/game: 38.3  
Assists/game: 13.0  
Turnovers/game: 15.2  
Assist/turnover ratio: 0.9  
Steals/game: 7.8  
Blocks/game: 2.5

## 2018-19 STATS

## POINTS-REBOUNDS-ASSISTS

## All games

Opponent	Date	Score		02	04	05	10	11	12	20
				GOINGS, NIK	RIZOR, ANGE	PARKER, GEN	PORTER, MIC	RODGERS, SA	MILLER, ANT	BENHAM, MAY
AUSTIN PEAY	11/06/18	69-48	w	10-2-0	4-5-2	1-2-2	0-0-1	10-2-3	13-6-2	DNP
ETSU	11/09/18	77-64	w	24-3-1	4-5-1	9-2-4	0-0-0	5-3-0	12-4-4	DNP
OLD DOMINION	11/12/18	72-76	L	18-6-2	14-6-1	8-4-3	3-2-0	DNP	8-3-6	DNP
at Pitt	11/16/18	48-65	L	5-2-1	10-7-3	1-2-0	3-2-2	DNP	8-6-5	0-0-0
at Saint Louis	11/18/18	51-50	w	8-2-0	2-8-0	DNP	DNP	DNP	10-6-9	2-0-0
YALE	11/21/18	66-52	w	20-4-1	6-4-0	DNP	DNP	7-7-1	4-4-4	0-1-0

Opponent	Date	Score		22	23	25	30	35	40
				THOMPSON, M	THOMAS, IIM	WARREN, CHE	SIFA, FLORE	GREEN, I'LI	PUCKETT, AN
AUSTIN PEAY	11/06/18	69-48	w	0-1-2	10-7-0	2-2-0	14-1-2	0-0-0	5-1-0
ETSU	11/09/18	77-64	w	DNP	6-8-0	1-4-1	15-6-2	DNP	1-2-0
OLD DOMINION	11/12/18	72-76	L	0-2-0	10-7-0	5-1-1	4-3-0	DNP	2-1-1
at Pitt	11/16/18	48-65	L	0-0-1	12-3-0	0-3-1	9-1-0	DNP	0-2-0
at Saint Louis	11/18/18	51-50	w	0-0-1	13-3-1	4-1-0	8-6-2	DNP	4-10-0
YALE	11/21/18	66-52	w	0-0-0	14-10-4	0-4-1	9-5-0	DNP	6-3-0

## 2018-19 STATS

## GAME HIGHS

## All games

Opponent	Date	Score	Points	Rebounds	Assists	Steals	Blocked shots
AUSTIN PEAY	11/06/18	69-48	14-Florence Sifa	7-Ilmar'I Thomas	3-Sam Rodgers	4-Antoinette Miller	1-Antoinette Miller
ETSU	11/09/18	77-64	24-Nikira Goings	8-Ilmar'I Thomas	4-Antoinette Miller Genesis Parker	4-Antoinette Miller	1-Ilmar'I Thomas Andeija Puckett
OLD DOMINION	11/12/18	72-76	18-Nikira Goings	7-Ilmar'I Thomas	6-Antoinette Miller	6-Antoinette Miller	1-Ilmar'I Thomas
at Pitt	11/16/18	48-65	12-Ilmar'I Thomas	7-Angel Rizor	5-Antoinette Miller	2-Antoinette Miller	2-Andeija Puckett
at Saint Louis	11/18/18	51-50	13-Ilmar'I Thomas	10-Andeija Puckett	9-Antoinette Miller	3-Andeija Puckett	2-Andeija Puckett
YALE	11/21/18	66-52	20-Nikira Goings	10-Ilmar'I Thomas	4-Antoinette Miller Ilmar'I Thomas	3-Florence Sifa	4-Ilmar'I Thomas

2018-19 GAME-BY-GAME

BOX SCORES

GAME 1 | NOV. 6, 2018  
CINCINNATI 69 | AUSTIN PEAY 48  
FIFTH THIRD ARENA | CINCINNATI, OH

Official Basketball Box Score - Final  
Austin Peay at Cincinnati  
11009 18 Fifth Third Arena, Cincinnati, Ohio  
2018-19 Cincinnati Women's Basketball



Game Time: 07:00 PM  
Game Duration: 01:51  
Attendance: 873  
Officials:  
Linda MILES  
Brandon ENTERLINE  
Paul CREECH

Austin Peay		Record: 0-1												
NO.	Name	Min	FG	3P	FT	Rebounds	Fouls	TP	AS	TO	ST	Blocks	+/	
			M/A	M/A	M/A	OR	DR	TOT	PF	FD	BS	BA		
4	CONALEZ-VARNER Arielle	F 22:33	1-6	0-1	1-2	1	1	2	3	2	2	1	0	-4
2	CRAWFORD Neja	F 27:03	3-8	1-3	2-2	2	2	4	3	3	8	3	4	2
22	GREGORY Keisha	G 26:09	3-10	1-5	0-0	2	4	6	0	2	7	1	3	0
23	KNOWLES Maggie	23:49	1-6	0-4	0-0	0	1	1	1	0	2	1	2	0
33	FERRY Brandi	22:31	1-6	1-4	0-0	2	4	6	3	1	0	3	2	0
15	KIDWELL Kasey	17:29	1-6	0-3	0-0	0	1	1	2	1	2	1	3	0
25	CAMPBELL Michaela	10:02	2-4	1-3	1-2	1	1	2	5	2	6	0	3	0
16	LEIFLORE Myah	08:03	1-1	1-1	0-0	0	0	0	0	0	3	1	1	0
32	FERRY Briana	20:12	2-8	1-6	0-0	0	0	1	1	1	5	1	0	0
24	KENOL Kelen	20:25	4-8	0-2	1-2	2	3	2	2	9	0	0	2	0
30	GREGORY Gabby	01:44	0-0	0-0	0-0	1	0	0	0	0	1	0	0	0
Team			19-62	16-32	4-8	15	22	37	20	13	48	12	24	5
Totals			19-62	16-32	4-8	15	22	37	20	13	48	12	24	5

Shooting By Period

1st FG% 6-16 (37.5%)  
3PT% 2-8 (25%)  
FT% 1-2 (50%)

2nd FG% 3-14 (21.4%)  
3PT% 2-7 (28.6%)  
FT% 1-2 (50%)

3rd FG% 6-17 (35.3%)  
3PT% 2-9 (22.2%)  
FT% 2-4 (50%)

4th FG% 4-15 (26.7%)  
3PT% 0-8 (0%)  
FT% 0-0 (0%)

GM FG% 19-62 (30.6%)  
3PT% 6-32 (18.8%)  
FT% 4-8 (50%)

Dead Ball Rebounds: 3, 1

Cincinnati		Record: 1-0												
NO.	Name	Min	FG	3P	FT	Rebounds	Fouls	TP	AS	TO	ST	Blocks	+/	
			M/A	M/A	M/A	OR	DR	TOT	PF	FD	BS	BA		
4	RIZOR Angel	F 25:54	0-3	0-0	4-4	2	3	5	1	6	4	2	1	0
25	WARREN Chelsea	F 10:38	1-3	0-0	0	1	1	2	0	0	2	0	0	
2	GOINGS Nikira	G 24:47	4-9	1-4	1-2	0	2	2	1	2	10	0	0	
11	RODGERS Siara	G 30:21	4-10	1-3	1-2	0	2	0	3	10	3	0	1	
12	MILLER Antoinette	G 28:30	6-11	0-0	1-2	0	6	0	1	3	13	2	1	
10	PORTER Michaela	04:05	0-0	0-0	0-0	0	0	1	0	0	0	0	0	
5	PARKER Genesis	13:29	0-2	0-2	1-2	0	2	2	1	2	1	1	0	
22	THOMPSON Monique	07:45	0-0	0-0	0-0	1	0	0	2	0	0	0	0	
40	PUCKETT Andeja	07:59	0-3	0-0	1-1	0	1	1	0	3	1	0	0	
23	THOMAS Ilmar	22:42	5-6	0-0	0-1	8	7	2	0	10	0	1	0	
30	SIFA Florence	22:06	6-9	0-0	2-2	0	1	4	3	14	2	4	1	
35	GREEN Rylah	01:44	0-0	0-0	0-0	0	0	0	0	0	0	0	0	
Team			28-66	2-9	11-16	7	28	35	13	20	69	14	16	
Totals			28-66	2-9	11-16	7	28	35	13	20	69	14	16	

Shooting By Period

1st FG% 8-19 (42.1%)  
3PT% 0-3 (0%)  
FT% 1-2 (50%)

2nd FG% 9-12 (75%)  
3PT% 1-1 (100%)  
FT% 4-6 (66.7%)

3rd FG% 7-14 (50%)  
3PT% 0-2 (0%)  
FT% 0-0 (0%)

4th FG% 4-11 (36.4%)  
3PT% 1-3 (33.3%)  
FT% 6-7 (85.7%)

GM FG% 28-66 (50%)  
3PT% 2-9 (22.2%)  
FT% 11-16 (68.8%)

Dead Ball Rebounds: 3, 1

Biggest lead	APU	CIN
2 (1st 8:07)	23 (4th 0:06)	
Best Scoring Run	5 (3rd 0:00)	10 (2nd 4:56)
Lead Changes	2	
Times Tied	3	
Time with Lead	00:33	36:51

Points from	APU	CIN
Turnovers	11	23
Paint	20	44
Second Chance	8	10
Fast Breaks	9	18
Bench	25	30

Period by Period Scoring	APU	CIN
1st	15	9
2nd	16	8
3rd	14	15
4th	15	6



GAME 2 | NOV. 9, 2018  
CINCINNATI 77 | ETSU 64  
FIFTH THIRD ARENA | CINCINNATI, OH

Official Basketball Box Score - Final  
ETSU at Cincinnati  
11009 18 Fifth Third Arena, Cincinnati, Ohio  
2018-19 Women's Basketball



Game Time: 07:00 PM  
Game Duration: 01:27  
Attendance: 840  
Officials:  
No CARREL  
Jennifer WHITE  
Ryan DURHAM

ETSU		Record: 0-1											
NO.	Name	Min	FG	3P	FT	Rebounds	Fouls	TP	AS	TO	ST	Blocks	+/
			M/A	M/A	M/A	OR	DR	TOT	PF	FD	BS	BA	
5	DEAN Raven	F 31:15	6-7	1-2	1-2	1	4	5	1	3	14	6	3
24	STEPHNEY Anajae	F 12:22	4-5	1-1	0-0	1	0	1	3	1	9	0	0
2	SCHIEZZ Micah	G 28:43	3-10	3-8	3-4	0	1	1	1	5	12	4	0
10	ORANG Jada	G 34:09	1-4	0-1	0-1	0	2	2	3	3	2	1	5
20	HAYNES-OVERTON Erica	G 34:18	7-17	3-6	0-0	0	5	5	4	1	17	3	4
13	JACKSON Shyria	00:28	0-0	0-0	0-0	0	0	0	0	1	0	0	0
21	ADAMS Amaya	05:32	0-0	0-0	0-0	0	1	1	1	1	0	0	0
30	TPSS Sadasia	10:27	1-2	0-0	0-0	1	4	5	1	0	2	1	0
44	STARFORD Elessa	00:00	0-0	0-0	0-0	0	0	0	0	0	0	0	0
11	MURPHY Teisha	02:05	0-1	0-1	0-0	0	0	0	0	1	0	0	0
23	SNOWDEN Britney	09:45	1-1	0-0	0-1	0	0	0	3	2	2	0	0
14	UPTON Kasia	08:49	0-0	0-0	0-0	1	1	1	1	1	0	0	0
33	SPEARS Lexus	16:43	3-6	0-0	0-2	0	4	4	1	1	6	0	0
4	LYTTON Carley	06:14	0-2	0-2	0-0	0	0	0	0	0	0	0	0
Team			26-54	18-14	10	7	24	31	24	17	64	17	24
Totals			26-54	18-14	10	7	24	31	24	17	64	17	24

Shooting By Period

1st FG% 8-18 (44.4%)  
3PT% 4-9 (44.4%)  
FT% 2-2 (100%)

2nd FG% 5-14 (35.7%)  
3PT% 1-4 (25%)  
FT% 1-3 (33.3%)

3rd FG% 8-12 (66.7%)  
3PT% 2-3 (66.7%)  
FT% 1-4 (25%)

4th FG% 5-10 (50%)  
3PT% 1-2 (50%)  
FT% 0-1 (0%)

GM FG% 26-54 (48.1%)  
3PT% 8-18 (44.4%)  
FT% 4-10 (40%)

Dead Ball Rebounds: 5, 0

Cincinnati		Record: 2-0											
NO.	Name	Min	FG	3P	FT	Rebounds	Fouls	TP	AS	TO	ST	Blocks	+/
			M/A	M/A	M/A	OR	DR	TOT	PF	FD	BS	BA	
4	RIZOR Angel	F 25:24	2-4	0-0	0-1	1	4	5	1	4	1	4	0
25	WARREN Chelsea	F 18:18	0-1	0-0	1-2	4	0	4	1	3	1	1	0
2	GOINGS Nikira	G 33:01	8-16	5-11	3-4	1	2	3	3	2	24	1	2
11	RODGERS Siara	G 13:39	1-5	1-2	2-2	1	2	3	0	2	5	0	1
12	MILLER Antoinette	G 21:46	6-7	0-1	6-7	0	4	4	4	7	0	4	0
40	PUCKETT Andeja	05:24	0-1	0-0	1-1	2	0	2	1	0	1	0	0
5	PARKER Genesis	24:26	4-8	1-4	0-2	1	1	2	2	2	9	4	1
23	THOMAS Ilmar	30:54	3-8	0-0	0-0	1	7	8	1	1	0	2	1
10	PORTER Michaela	01:09	0-0	0-0	0-0	0	0	0	0	0	0	0	0
30	SIFA Florence	25:59	7-15	0-0	1-1	6	0	6	3	2	15	4	0
Team			29-65	7-18	12-21	17	22	39	17	24	77	13	16
Totals			29-65	7-18	12-21	17	22	39	17	24	77	13	16

Shooting By Period

1st FG% 5-14 (35.7%)  
3PT% 1-4 (25%)  
FT% 5-7 (71.4%)

2nd FG% 8-17 (47.1%)  
3PT% 2-3 (66.7%)  
FT% 0-2 (0%)

3rd FG% 9-19 (47.4%)  
3PT% 3-7 (42.9%)  
FT% 4-6 (66.7%)

4th FG% 7-15 (46.7%)  
3PT% 1-4 (25%)  
FT% 3-6 (50%)

GM FG% 29-65 (44.6%)  
3PT% 7-18 (38.9%)  
FT% 12-21 (57.1%)

Dead Ball Rebounds: 4, 0

Biggest lead	ETS	CIN
9 (1st 4:51)	14 (4th 0:58)	
Best Scoring Run	7 (1st 7:40)	9 (4th 3:03)
Lead Changes	9	
Times Tied	10	
Time with Lead	18:51	16:48

Points from	ETS	CIN
Turnovers	13	25
Paint	32	34
Second Chance	14	20
Fast Breaks	4	19
Bench	10	31

Period by Period Scoring	ETS	CIN
1st	12	12
2nd	12	19
3rd	11	11
4th	17	64



GAME 3 | NOV. 12, 2018  
CINCINNATI 72 | OLD DOMINION 76 (OT)  
FIFTH THIRD ARENA | CINCINNATI, OH

Official Basketball Box Score - Game Totals -- Final Statistics  
Old Dominion vs Cincinnati  
11/12/18 7:00 pm at

Old Dominion 76 • 3-0

#	Player	Total			3-Ptr			Rebounds			PF	TP	A	TO	Blk	Stl	Min
		FG	FGA	M/A	FG	FGA	M/A	Off	Def	Tot							
14	Dejah Carter	f	0-0	0-0	0-0	0-0	0-0	0	0	0	1	0	0	0	0	5	
20	Maggie Robinson	f	1-5	1-1	3-4	2	9	11	4	6	2	3	0	0	0	36	
03	Ajah Wayne	g	5-13	0-2	14-20	6	10	16	4	24	3	3	0	0	0	40	
05	Victoria Morris	g	7-20	4-14	5-6	0	1	1	4	23	1	4	0	0	0	34	
11	Taylor Edwards	g	7-14	0-2	4-6	1	6	7	5	18	1	2	0	0	0	30	
00	Ann Jernigan	g	0-0	0-0	0-0	0											

2018-19 GAME-BY-GAME

BOX SCORES

**GAME 5 | NOV. 18, 2018**  
**CINCINNATI 51 | ST. LOUIS 50**  
**CHAIFETZ ARENA | ST. LOUIS, MO**

Official Basketball Box Score - Final  
**Cincinnati at Saint Louis**  
 11/18/18 Chaifetz Arena, St. Louis, MO  
 2018-19 Women's Basketball

Game Time: 2:00 PM  
 Game Duration: 1:52  
 Attendance: 517

Officials: Norma Jones, Jeffrey Smith, Rod Creech

Cincinnati - 51												
Record: 4-2												
NO. Name	Min	FG M-A	3P M-A	FT M-A	Rebounds OR DR TOT	Fouls PF FD	TP	AS	TO	ST	Blocks BS BA	+/-
4 Angel Rizzor	F 34:43	1-6	0-0	0-0	1 7 8	1 1	2	0	1	0	1 1 1	1
23 Ilmar'i Thomas	F 31:43	6-10	0-0	1-2	2 1 3	3 1	13	1	2	0	0 2 9	9
40 Andeja Puckett	C 23:37	2-8	0-0	0-0	1 9 10	4 1	4	0	4	3	2 0 -6	-6
2 Nikira Goings	G 32:44	3-11	2-4	0-1	1 1 2	3 1	8	0	3	2	0 0 -4	-4
12 Antonette Miller	G 36:16	4-10	1-3	1-2	1 5 6	3 3	10	9	2	2	0 1 6	6
20 Maya Benham	02:37	1-1	0-0	0-0	0 0 0	0 0	2	0	0	0	0 0 -1	-1
30 Florence Sifa	20:42	2-5	0-0	4-6	2 4 6	3 3	8	2	2	1	0 1 3	3
22 Monique Thompson	05:17	0-0	0-0	0-0	0 0 0	0 0	0	1	2	0	0 0 -5	-5
25 Chelsea Warren	12:21	2-2	0-0	0-0	1 1 1	1 1	4	0	0	0	1 0 2	2
Team					1 0 1		0					
<b>Totals</b>		21-53	3-7	6-11	9 28 37	18 11	51	13	16	8	4 5 1	1

Shooting By Period		
1 <sup>st</sup> FG%	6-15	40.0%
3PT%	1-2	50.0%
FT%	0-0	0%
2 <sup>nd</sup> FG%	6-12	50.0%
3PT%	1-2	50.0%
FT%	0-0	0%
3 <sup>rd</sup> FG%	5-14	35.7%
3PT%	0-1	0.0%
FT%	2-2	100%
4 <sup>th</sup> FG%	4-12	33.3%
3PT%	1-2	50.0%
FT%	4-9	44.4%
GM FG%	21-53	39.6%
3PT%	3-7	42.9%
FT%	6-11	54.5%

Technical Fouls: NONE

Dead Ball Rebounds: 1, 0

Saint Louis - 50												
Record: 2-2												
NO. Name	Min	FG M-A	3P M-A	FT M-A	Rebounds OR DR TOT	Fouls PF FD	TP	AS	TO	ST	Blocks BS BA	+/-
55 Evan Zars	F 34:08	1-10	0-2	0-0	2 3 5	2 2	2	3	2	0	0 1 -4	-4
24 Amber Lindfors	C 25:21	3-4	0-0	0-0	0 5 5	1 1	6	0	0	0	5 0 2	2
3 CJaja Harbison	G 35:43	2-12	0-1	4-6	0 3 3	0 3	8	5	4	0	0 2 4	4
4 Kerri McMahan	G 20:57	1-5	0-1	0-0	0 4 4	3 1	2	0	3	0	0 1 -10	-10
21 Chloe Rice	G 14:27	0-1	0-1	0-0	0 2 2	2 0	0	0	0	1	0 0 -5	-5
20 Jordyn Frantz	34:09	6-14	5-7	6-8	2 2 4	2 5	23	1	3	1	0 0 0	0
42 Brooke Flowers	00:37	0-0	0-0	0-0	0 0 0	0 0	0	0	0	0	0 0 -1	-1
14 Tasia Jeffries	03:06	0-0	0-0	0-0	0 0 0	0 0	0	1	0	0	0 0 2	2
5 Myia Clark	17:30	2-4	1-2	0-0	1 4 5	1 3	5	1	3	1	0 0 9	9
34 Kendra Wilken	14:02	1-2	0-1	2-3	5 2 7	0 3	4	0	1	0	0 0 -2	-2
Team					2 2 4		0					
<b>Totals</b>		16-52	6-15	12-17	12 27 39	11 18	50	11	17	3	5 4 -1	-1

Shooting By Period		
1 <sup>st</sup> FG%	2-14	14.3%
3PT%	0-2	0.0%
FT%	2-4	50%
2 <sup>nd</sup> FG%	8-12	66.7%
3PT%	4-6	66.7%
FT%	0-0	0%
3 <sup>rd</sup> FG%	2-15	13.3%
3PT%	1-6	16.7%
FT%	5-7	71.4%
4 <sup>th</sup> FG%	4-11	36.4%
3PT%	1-1	100.0%
FT%	5-6	83.3%
GM FG%	16-52	30.8%
3PT%	6-15	40.0%
FT%	12-17	70.6%

Technical Fouls: NONE

Dead Ball Rebounds: 1, 0

	CIN	SLU
Biggest lead	10 (1 <sup>st</sup> 1:11)	3 (4 <sup>th</sup> 2:54)
Best Scoring Run	11 (1 <sup>st</sup> 1:11)	6 (2 <sup>nd</sup> 3:22)
Lead Changes	6	
Times Tied	5	
Time with Lead	27:40	08:05

Points from	CIN	SLU
Turnovers	13	13
Paint	26	16
Second Chance	9	11
Fast Breaks	20	4
Bench	14	32

Period by Period Scoring					
	1st	2nd	3rd	4th	TOT
CIN	13	13	12	13	51
SLU	6	20	10	14	50

**GAME 6 | NOV. 21, 2018**  
**CINCINNATI 66 | YALE 52**  
**FIFTH THIRD ARENA | CINCINNATI, OH**

Official Basketball Box Score - End of Period 4  
**Yale at Cincinnati**  
 11/21/18 Fifth Third Arena, Cincinnati, Ohio  
 2018-19 Cincinnati Women's Basketball

Game Time: 7:00 PM  
 Game Duration: 1:47  
 Attendance: 609

Officials: Ren Ledington, Linda Miles, Kristi Vera

Yale - 52												
Record: 2-2												
NO. Name	Min	FG M-A	3P M-A	FT M-A	Rebounds OR DR TOT	Fouls PF FD	TP	AS	TO	ST	Blocks BS BA	+/-
2 Camilla Emsbo	F 26:47	4-6	0-0	0-2	1 4 5	2 2	8	0	0	0	1 0 -7	-7
24 Ellen Margaret Andrews	F 11:54	0-1	0-0	0-0	0 3 3	0 3	0	0	0	1	0 0 1	1
4 Megan Gorman	G 38:11	4-9	1-1	0-0	1 3 4	2 1	9	2	2	1	0 1 -12	-12
21 Roxy Barahman	G 40:00	11-25	2-7	2-6	0 3 3	3 8	28	2	2	1	1 0 -14	-14
23 Tori Andrew	G 27:23	3-15	2-9	1-3	3 0 3	4 2	9	5	3	0	2 -6	-6
12 Robin Gallagher	08:54	0-1	0-1	0-0	0 0 0	1 1	1	0	0	0	0 0 -5	-5
40 Bronwyn Davies	10:04	0-0	0-0	0-2	0 2 2	0 0	0	0	0	0	0 0 -2	-2
25 Alexandra Maund	06:43	0-1	0-0	0-0	0 0 0	0 0	0	0	1	0	0 0 -2	-2
1 Ale Aguirre	04:11	0-0	0-0	0-0	0 0 0	1 1	0	0	0	1	0 0 0	0
15 Alex Cade	08:19	0-3	0-0	0-0	1 2 3	1 0	0	0	1	0	0 1 -7	-7
5 Mackenzie Hewitt	11:55	0-2	0-2	0-0	0 0 0	1 0	0	0	0	0	0 0 -12	-12
10 Gabby Nelson	05:39	0-0	0-0	0-0	0 0 0	1 0	0	0	0	0	0 0 -4	-4
Team					2 1 3		0					
<b>Totals</b>		22-63	5-20	3-13	10 17 27	16 17	52	12	12	4	3 4 -14	-14

Cincinnati - 66												
Record: 3-2												
NO. Name	Min	FG M-A	3P M-A	FT M-A	Rebounds OR DR TOT	Fouls PF FD	TP	AS	TO	ST	Blocks BS BA	+/-
4 Angel Rizzor	F 32:15	3-6	0-0	0-0	0 4 4	0 1	6	0	1	0	0 1 10	10
25 Chelsea Warren	F 13:52	0-3	0-0	0-0	1 3 4	1 2	0	1	1	0	0 0 6	6
2 Nikira Goings	G 26:41	6-8	1-3	7-8	2 2 4	2 4	20	1	1	1	0 0 16	16
11 Sam Rodgers	G 31:38	2-12	1-3	2-2	0 7 7	3 3	7	1	0	1	0 1 6	6
12 Antonette Miller	G 33:30	2-11	0-1	0-0	0 4 4	3 1	4	4	4	1	0 1 13	13
20 Maya Benham	02:15	0-0	0-0	0-0	0 1 1	1 0	0	0	0	0	0 0 -3	-3
22 Monique Thompson	02:36	0-0	0-0	0-0	0 0 0	0 0	1	0	0	0	0 0 -1	-1
30 Florence Sifa	23:32	4-6	0-0	1-2	2 3 5	3 3	9	0	5	3	0 0 7	7
40 Andeja Puckett	05:21	3-5	0-0	0-0	2 1 3	3 1	6	0	1	0	0 0 1	1
23 Ilmar'i Thomas	28:20	7-8	0-0	0-0	3 7 10	1 0	14	4	3	0	4 0 15	15
Team					5 4 9		0					
<b>Totals</b>		27-59	2-7	10-12	15 36 51	17 16	66	11	17	6	4 3 14	14

		YALE	CIN
Biggest lead		6 (1 <sup>st</sup> 1:07)	17 (4 <sup>th</sup> 1:05)
Best Scoring Run		6 (1 <sup>st</sup> 2:14)	7 (2 <sup>nd</sup> 7:15)
Lead Changes		8	
Times Tied		3	
Time with Lead		08:47	27:57

Points from	YALE	CIN
Turnovers	7	19
Paint	22	40
Second Chance	8	16
Fast Breaks	1	15
Bench	0	29

Period by Period Scoring					
	1st	2nd	3rd	4th	TOT
YALE	17	9	16	10	52
CIN	13	16	21	16	66

Game Notes: Replay review on defensive team rebound at 1:40 in 4th quarter (reversed) \*

