



CINCINNATI

2022 BASEBALL GAME NOTES



2022 SCHEDULE / RESULTS

DATE	OPPONENT	TIME/RESULT
02/18	@ FGCU	W, 9-6
02/19	@ FGCU	W, 15-14 [11]
02/19	@ FGCU	L, 10-5 [7]
02/20	@ FGCU	L, 16-8
02/25	@ North Alabama	L, 5-2
02/26	@ North Alabama	Canceled
02/26	@ North Alabama	Canceled
02/27	@ North Alabama	Canceled
03/02	OHIO STATE	W, 5-4
03/04	NORTHWESTERN	W, 5-4 [7]
03/05	NORTHWESTERN	L, 10-8 [7]
03/05	NORTHWESTERN	W, 4-2 [7]
03/06	NORTHWESTERN	W, 16-5 [7]
03/08	@ Indiana	L, 7-0
03/11	Michigan State	L, 10-8
03/12	Kansas	Canceled
03/13	Western Carolina	L, 8-6
03/14	@ USC Upstate	L, 8-3
03/15	@ Wofford	L, 8-1
03/18	SAINT JOSEPH'S	L, 9-6
03/19	SAINT JOSEPH'S	W, 7-6 [7]
03/19	SAINT JOSEPH'S	W, 12-1 [7]
03/20	SAINT JOSEPH'S	W, 18-9
03/25	XAVIER	L, 8-7
03/27	@ Xavier	L, 8-7
03/28	Xavier	L, 6-5
03/30	XAVIER	L, 10-6
04/01	ECU *	W, 7-3
04/02	ECU *	L, 8-4
04/03	ECU *	L, 12-10
04/06	Wright State	W, 7-4
04/08	HOUSTON *	L, 5-4
04/09	HOUSTON *	W, 13-3 [7]
04/10	HOUSTON *	W, 9-6
04/12	@ Louisville	L, 18-10
04/14	@ Wichita State *	W, 9-5
04/15	@ Wichita State *	W, 7-5 [14]
04/16	@ Wichita State *	W, 4-0
04/20	INDIANA	L, 11-4
04/22	USF *	L, 10-9
04/23	USF *	W, 13-2 [7]
04/24	USF *	L, 19-5
04/29	@ ECU *	L, 9-7
04/30	@ ECU *	L, 4-3
05/01	@ ECU *	L, 6-3
05/03	WRIGHT STATE	Canceled
05/06	@ Tulane *	W, 3-2 [11]
05/07	@ Tulane *	L, 4-3
05/08	@ Tulane *	W, 8-7
05/11	NKU	W, 12-6
05/13	MEMPHIS *	W, 6-3
05/14	MEMPHIS *	L, 7-3
05/15	MEMPHIS *	L, 13-1
05/17	@ Ohio State	L, 5-3
05/19	@ UCF *	6 p.m.
05/20	@ UCF *	6 P.M.
05/21	@ UCF *	6 P.M.

AAC CHAMPIONSHIP

• May 24-29 (Clearwater, Florida • BayCare Ballpark)

* - AAC game; Home games, in **BOLD CAPS**, played at UC Baseball Stadium. Times and dates subject to change.

All home games will be broadcasted on ESPN+.



CINCINNATI

BEARCATS

vs

CENTRAL FLORIDA

KNIGHTS



MAY 19-21, 2022 • JOHN EULIANO PARK • ORLANDO, FLA.

CINCINNATI

2022 Record..... 21-28, 10-11 AAC
Head Coach..... Scott Googins
Record at UC..... 116-121 (5th)
Career Record..... 457-478 (17th)

SERIES INFORMATION

Live Stats..... BearcatStats.com
Watch..... ESPN+
Series Record..... UC trails 10-15
Last Meeting..... 2021

UCF

2022 Record..... 31-21, 13-8 Big 10
Head Coach..... Greg Lovelady
School Record..... 188-119 (6th)
Career Record..... 312-175 (9th)

PROBABLE STARTING PITCHERS

THURSDAY, MAY 19

6 p.m. • ESPN+

RHP **Beau Keathley**

vs. RHP **Ben Vespi**

FRIDAY, MAY 20

6 p.m. • ESPN+

TBA

vs. TBA

SATURDAY, MAY 21

6 p.m. • ESPN+

TBA

vs. TBA

CINCINNATI - The University of Cincinnati baseball team travels to Orlando, Fla., to wrap up its regular season this week. The series opens Thursday with one game each on Friday and Saturday. All three games will begin at 6:00 p.m. ET.

The games will be streamed on ESPN+ and live stats will be available at BearcatStats.com.

SERIES BUSINESS

- UC trails in the all-time series, 10-15. The Bearcats have won five of the past eight matchups, but the teams have split the past six.

SETTING THE STAGE

- The Bearcats are looking to regain some momentum going into the AAC tournament. After a three-game winning streak, UC is on a three-game losing streak.
- UCF is riding a three-game winning streak following a four-game losing streak. The Knights took two of three against Houston this past weekend.

ABOUT THE BEARCATS

- The Bearcats average 6.7 runs per game, which leads the American Athletic Conference.
- Griffin Merritt leads the conference with 17 homers, 0.37 homers per game and 1.02 RBIs per game while Joe Powell is riding a 33-game on-base streak.
- UC has six players with seven or more home runs. Those six players, Merritt (17), Nicholson (10), Komistek (8), Cole Harting (8), JP Sponseller (7) and Kerrington Cross (7), have accounted for over 76% of the team's home runs and over 66% of the RBIs.
- Merritt (1.067) and Powell (1.016) each have over a 1.000 OPS, while their slugging percentages rank second and fifth in the AAC, respectively (Merritt: .693, Powell: .587)
- As a team, UC has hit 75 homers and average 1.53 homers per game, both of which are best in the conference.

PROBABLE STARTING LINEUP

NO.	NAME (B/T)	POS	HT	WT	YR	HOMETOWN	AVG	GP-GS	R	H	RBI	SB
32	Paul Komistek (R/R)	OF	6-2	200	r-Jr.	Knoxville, Tenn.	.323	49-49	41	63	27	8
15	Joe Powell (R/R)	C	5-10	160	r-So.	Mason, Ohio	.333	39-37	26	46	26	3
8	Griffin Merritt (R/R)	OF	6-2	225	r-Jr.	Cincinnati, Ohio	.307	46-45	38	54	47	6
44	Ryan Nicholson (L/L)	INF	6-3	215	r-So.	Louisville, Ky.	.264	47-47	38	47	35	8
10	Cole Harting (R/R)	OF	5-11	205	So.	West Chester, Ohio	.289	48-48	46	54	39	11
28	Kerrington Cross (R/R)	INF	6-0	200	r-Fr.	Brownsburg, Ind.	.299	47-45	41	52	27	17
3	JP Sponseller (L/R)	OF	5-10	200	r-So.	Mason, Ohio	.231	38-32	25	28	22	2
14	Wyatt Stapp (L/R)	INF	6-1	205	r-Sr.	Keller, Texas	.317	38-38	14	44	26	6
9	Jake Hansen (L/R)	INF	6-1	200	r-Sr.	Westchester, Ill.	.191	34-27	13	17	11	6



THE AMERICAN ON ESPN+

All 25 Cincinnati home baseball games will air on ESPN+. Most conference road games will be aired on ESPN+. Visit the opposing team's website for more information on its broadcast schedule.

Visit gobearcats.com/espn to subscribe and stream all the Bearcats' games this season.

PROBABLE SERIES ROTATION

GAME 1



BEAU KEATHLEY RHP **#2**
 2022 STATS: 4-2, 4.85 ERA, 72.1 IP, 80 K's

Height: 6-1 Year: Junior
 Weight: 165 Hometown: Taylor, Mich.
 B/T: R/R High School: Truman

LAST START

Keathley was great once again, throwing a complete game while giving up three runs and striking out seven.

2021 RECAP

He appeared in 18 games and pitched 41 innings and had an ERA of 5.49 with 4 games started, 2 wins, 1 save, and 42 strikeouts. He pitched 6 innings versus Wichita State, along with recording his 150th career strikeout (4/24).

2022 GAME LOG (9 STARTS, 14 APPEARANCES)

WHEN HE PITCHES: 7-7

DATE	OPP	DEC	IP	H	R	ER	HR	BB	K	NP	ERA
02/18	at FGCU	ND, W, 9-6	1.1	1	4	4	1	3	3	38	27.00
2/20	at FGCU	ND, L, 16-8	2.0	8	5	5	0	1	2	58	24.30
3/2	Ohio State	W, 5-4	6.1	4	0	0	0	1	8	--	0.00
3/8	at Indiana	ND, L, 7-0	0.1	0	0	0	0	2	0	24	0.00
3/10	vs. Mich. State	ND, L, 10-8	4.1	4	3	2	0	4	6	73	4.15
3/19	Saint Joseph's	W, 12-1	6.0	3	1	0	0	0	12	--	0.00
3/27	at Xavier	ND, L, 8-7	5.0	9	6	5	1	1	7	98	9.00
4/2	East Carolina	L, 8-4	6.0	8	4	4	1	2	6	97	6.00
4/9	Houston	W, 13-3	7.0	6	3	1	0	3	6	93	1.29
4/15	at Wichita State	ND, W, 7-5	6.0	4	3	3	1	4	5	105	4.50
4/22	USF	ND, L, 10-9	6.0	8	6	5	0	1	7	99	7.50
4/29	at ECU	L, 9-7	5.0	10	7	6	0	2	3	92	10.80
5/6	at Tulane	ND, W, 4-3	8.0	5	2	1	0	1	8	117	1.13
5/13	Memphis	W, 6-3	9.0	8	3	3	0	1	7	112	3.00
TOTALS		4-2	72.1	78	47	39	4	26	80	1006	4.85

GAME 2

TBA

GAME 3

TBA

QUICK FACTS

GENERAL

Location	Cincinnati, OH 45221
Founded	1819
Enrollment	46,710
Conference	American Athletic
Nickname	Bearcats
Colors	Red (PMS 186) & Black
Home Field	UC Baseball Stadium
President	Neville G. Pinto, PhD
Director of Athletics	John Cunningham
Faculty Representative	Brian Hatch, PhD

HISTORY

First Year of Baseball	1888
All-Time Record	1,650-1811-21
No. Yrs in NCAA Tournament/Last	6/2019
Last NCAA Post-Season Opponent	Creighton, L, 6-1

COACHING STAFF

Head Coach	Scott Googins (Ohio Wesleyan '91)
Overall Record (Year)	457-478 (17th)
Record at Cincinnati (Year)	116-121 (5th)
Assistant Coach	JD Heilmann (Cincinnati '97)
Year at Cincinnati	Fifth/10th
Assistant Coach	Kyle Sprague (Malone '11)
Year at Cincinnati	Fifth
Volunteer Assistant	Lee Sponseller (Ohio Dominican '17)
Year at Cincinnati	Second

SUPPORT STAFF

Director of Operations	Andy Nagel (7th season)
Athletic Trainer	Mary Ankrom (5th season)
Strength & Conditioning	Chaz Calloway (7th season)

2021 INFORMATION

Overall Record:	29-26
Home	17-8
Road	12-16
Neutral	0-2
Conference Record	18-14
Home	10-6
Road	8-8
Finish	4th
2021 AAC Championship	0-2

2022 TEAM

Position Starters Returning/Lost:	6/3
Pitching Starters Returning/Lost:	2/2

2022 SCHEDULE INFORMATION

Home/Away, Neutral Games:	24/27/4
American Home/Away Games:	12/12
Non-Conf. Home/Away, Neutral Games:	12/15/4

COMMUNICATIONS

Baseball Contact	Alex Pepke
Phone	412-996-5598
Email	pepkeaj@mail.uc.edu
Secondary Baseball Contact	Connor Boyle
Phone	513-556-2234
Email	boylecp@ucmail.uc.edu

FOLLOW THE BEARCATS

For all the latest information on Cincinnati baseball, please visit GoBEARCATS.com. For up-to-the-minute updates, follow UC baseball (@GoBearsBase) on Twitter, Instagram and Facebook.

MATCHING THEM UP

BATTING	AVG	OPS	GP	AB	R	H	2B	3B	HR	RBI	TB	SLG%	BB	HBP	SO	GDP	OB%	SF	SH	SB-A
Cincinnati	.274	.847	49	1676	330	459	89	13	75	295	799	.477	242	24	473	19	.370	19	14	74-98
UCF	.282	.825	52	1738	340	490	86	12	59	307	777	.447	209	67	475	26	.378	15	31	94-117

PITCHING	ERA	WHIP	W-L	APP	CG	SH	SV	IP	H	R	ER	BB	SO	2B	3B	HR	AB	AVG	WP	HBP	BK	SFA	SHA
Cincinnati	6.54	1.71	21-28	180	3	1	6	418.2	482	351	304	236	363	113	10	51	1656	.291	39	71	7	21	19
UCF	3.97	1.35	31-21	219	1	6	12	451.2	416	241	199	194	464	71	9	32	1710	.243	42	59	2	12	18

CINCINNATI SLUGGERS

- The Bearcats rank 31st in the nation with 75 homers and 26th in homers/game (1.53), both tops in the AAC.
- In the conference, UC leads in slugging % (.477) and in total bases (785). Its .370 on-base percentage is good for third in the AAC.
- Griffin Merritt ranks second in the AAC with a .693 slugging %, first with 1.02 RBIs/game, and leads with 122 total bases. He ranks 28th in the country with 17 homers.
- UC is one of six teams in D-I to have 70 HRs and 70 SBs - Cincinnati, Campbell, Louisville, Dallas Baptist, Georgia State and Old Dominion.

HOME COOKING

- UC won its first home game against Ohio State, 5-4. That marks the sixth-straight year it has won its home opener.
- Cincinnati followed that up by winning three of four against Northwestern, starting the year 4-1 at home.
- The Bearcats have a 299-19 (.609) all-time record at UC Baseball Stadium and have only had three seasons with a .500 winning percentage or lower at home.
- Since 2016, the team's home record is 107-61 (.637).

CARDIAC 'CATS

- The Bearcats have ended four games this year with walk-offs - two homers, a triple and a wild pitch.
- On March 2, Cam Scheler hit a pinch-hit walk-off homer to right field to beat Ohio State.
- Just three days later on March 5, Cole Harting hit his first homer of the year at the perfect time, driving one to right to beat Northwestern, 4-2.
- Twenty-one games this season have been decided by two or less runs.

BEARCATS IN THE OUTFIELD

- Three Bearcats were named to the preseason All-AAC team - Paul Komistek, Cole Harting and Griffin Merritt.
- Harting, a sophomore, hit .289, led the team in runs (49, 5th in AAC) and tied for the team-lead in home runs (10) in his true freshman season.
- Merritt, a junior, tied with Harting for the team-lead in home runs (10), was third in RBIs (38) and ranked fifth in OPS (.873).
- All three landed on D1 Baseball's Preseason Top 150 Outfielders list. Komistek was ranked 26th in the nation, Harting was placed at 77th and Merritt came in at 127th.

LAST TIME VS THE KNIGHTS

- UC and UCF played five times last season. UCF won three of five, including winning a first-round AAC tournament matchup.
- In the four-game series earlier in the year, the two teams split.
- Paul Komistek hit .571 in the series with eight hits, two home runs and six RBIs.
- UCF leads the all-time series, 15-10.

A NEW STANDARD

- UC was picked by the conference's coaches to finish in third place in the AAC in 2022, which is the highest since joining the conference for the 2014 season.
- The highest the Bearcats have ever been picked to finish in the AAC prior to this year was fifth in 2017.

GOING, GOING, GONE

- After the first weekend of college baseball this year, UC led the nation in home runs with nine. They now rank first in the conference and 26th in the nation with 1.53 homer per game and 31st with 75 overall.
- Sponseller and Cross have seven each, Harting has 8, Nicholson has 10, Komistek has eight and Merritt has 16.
- Merritt's 17 homers have come in 176 at-bats, averaging one every 10.4 ABs.
- The Bearcats launched 67 homers during the 2021 season, which ranked third in the conference. They are on pace for 80 right now.

KOMISTEK RAKES

- Through 49 games this year, Komistek has a .323 batting average and is sixth in the league in runs scored with 41.
- He's second on the team in runs (41), ranks second in total bases (99), third in homers (8) and fourth in slugging % (.508).
- His .419 on-base percentage is the second-highest on the team behind Powell (.429).
- The redshirt junior outfielder from Knoxville, Tenn. was named the 2022 Preseason AAC Player of the Year by the league's coaches.
- In the conference, he ranked second in BA (.364), third in slugging percentage (.599) and second in on-base percentage (.459), which all led UC in 2021.
- Komistek is only the second UC player to be named the AAC Preseason Player of the Year. The other was Ian Happ in 2015, who is now an outfielder for the Chicago Cubs.

NOT YOUR AVERAGE JOE

- In 39 games, Joe Powell is hitting .333, has an OBP of .429 (4th in AAC) and is slugging .587 (5th in AAC).
- He is currently riding a 33-game on-base streak and has reached base in all but two games this year.
- His five homers rank seventh on the team and his four triples rank second in the conference.
- In the field, Powell has a 1.000 fielding % and has thrown out 12 runners on the base paths this season.

MILESTONE WATCH

- Head coach Scott Googins now has 116 wins at UC in his five seasons, which is the third-most for a Bearcats coach. He ranks behind only Brian Cleary (434) and Glenn Sample (391).
- Griffin Merritt broke into the top-5 for homers in a single season at UC with his last one, tying Matt Singer for 5th all-time. He also put himself in the top-5 for home runs in a season in AAC history.
- Coming into 2022, Komistek had a career .579 slugging % and a .442 on-base %. The slugging % would rank eighth in UC history and the on-base % would rank sixth.

AAC PLAY

- The Bearcats are 10-11 in AAC play, and are coming off a series loss to Memphis at home.
- Early on, UC took two of three from Houston at home before traveling to Wichita State to sweep the Shockers.
- Coming into this week, head coach Scott Googins has a 53-48 (.525) record at UC in conference play.

NOTES

WEEKLY HONORS

AAC PLAYER OF THE WEEK

NAME	HONOR [Date]
Beau Keathley	Pitcher of the Week - March 21
Garrett Harker	Pitcher of the Week - April 18

HONOR ROLL

NAME	DATE
Paul Komistek	Feb. 21
JP Sponseller	March 7
Cole Harting	April 11
Griffin Merritt	April 18
Cole Harting	May 9

COLLEGIATE BASEBALL'S PLAYER OF THE WEEK

NAME	HONOR [Date]
JP Sponseller	March 7

PRESEASON ALL-AAC

Paul Komistek (OF), Cole Harting (OF), Griffin Merritt (OF)
Paul Komistek - AAC Preseason Player of the Year

CURRENT PRO PLAYERS

MAJOR LEAGUE BASEBALL

NAME	TEAM
Ian Happ	Chicago Cubs
Josh Harrison	Chicago White Sox
Art Warren	Cincinnati Reds
Cam Alldred	Pittsburgh Pirates

MINOR LEAGUE BASEBALL

NAME	TEAM
AJ Bumpass	Free Agent
Ryan Noda	Tulsa (AA - Los Angeles)
Manny Rodriguez	Binghamton (AA - NY Mets)
Joey Weimer	Wisconsin (High A - Milwaukee)
Garrett Schoenle	ACL (Rookie - White Sox)
Evan Shawver	ACL (Rookie - Colorado)

INDEPENDENT

NAME	TEAM
AJ Kullman	USPBL
Jace Mercer	Frontier League
JT Perez	Frontier League
Eric Santiago	USPBL

2022 AMERICAN CONFERENCE STANDINGS

SCHOOL	AAC	AAC%	OVERALL	%	H	A	N	STK
East Carolina	17-4	0.810	35-18	0.660	20-8	15-10	0-0	W11
Houston	13-8	0.619	34-19	0.642	22-10	11-6	1-3	L3
UCF	13-8	0.619	31-21	0.596	17-12	14-9	0-0	W3
Tulane	10-11	0.476	30-22-1	0.575	19-10-1	11-12	0-0	L3
Cincinnati	10-11	0.476	21-28	0.429	14-12	7-13	0-3	L3
Wichita State	8-13	0.381	20-32	0.385	11-16	9-15	0-1	W4
Memphis	7-14	0.333	23-26	0.469	12-18	11-8	0-0	W2
South Florida	6-15	0.286	26-26	0.500	18-15	7-11	0-0	L4

THE BULLPEN CREW

- Jackson Murphy (22), Max Bergmann (16), Beau Keathley (14) and Aiden Bradbury (10) were all among the team leader bullpen appearances last season.
- Bergmann has thrown 48.1 innings, including five outings where he's gone four or more innings in relief.
- Garrett Harker has 11 K's in his past six outings. He recorded his first career save on May 8 at Tulane.
- Ryan Steckline has struck out 16 batters in his last 14.0 innings thrown.
- Four of Segal's last seven outings have resulted in 2+ innings thrown and zero earned runs scored.
- Seven of Murphy's last 11 outings have been scoreless.

OPENING DAY IN CINCY

- The Bearcats hosted Ohio State on March 2 for opening day, scheduled less than 48 hours before first pitch.
- Fans set a new stadium attendance record at 2,451.
- The game ended on Cam Scheler's pinch-hit walk-off home run in the ninth-inning.

BEARCATS WITH A BRIGHT FUTURE

- UC placed two players in D1 Baseball's top-10 AAC prospects for the 2023 MLB Draft with Harting (No. 4) and Harker (No. 9) both earning spots on the list.
- UC was also represented in the AAC prospect ranking for the 2022 MLB Draft. Hopewell (No. 21); Komistek (No. 24); Nicholson (No. 31); Powell (No. 33) and Merritt (No. 36) all garnered attention as draft-eligible players.
- Both Harker (No. 6) and catcher Boston Smith (No. 10) were named impact freshman to watch in 2022.

THE BEAU SHOW

- Beau Keathley earned AAC pitcher of the week after throwing six shutout innings against Saint Joseph's while striking out 12 batters on March 19.
- He threw a complete game against Houston on April 9 and has two of those on the year.
- In his last two outings, he's thrown 17 innings, gave up four runs and struck out 15.
- He's thrown at least five innings in nine-straight starts.

SHUT 'EM DOWN

- Conner Linn pitched a quality start in his first-ever start, going 6.1 innings while only giving up three runs. He now has a 3.40 ERA in eight starts and threw seven innings against ECU on April 30, giving up just one earned run.
- Tristan Weaver threw a seven-inning complete game against Northwestern on March 4, striking out six.
- In his first home start, Garrett Harker was one out shy from throwing a seven-inning complete game. He was also just named the AAC pitcher of the week for throwing six shutout innings in a 14-inning win on April 15.

RECORDS AGAINST AAC OPPONENTS SINCE 2014

TEAM	RECORD
East Carolina	5-24-1
Houston	11-16
Memphis	23-14
Tulane	12-11
UCF	10-15
USF	10-18
Wichita State	11-2



UC BASEBALL STADIUM

HOME OF THE BEARCATS

YEAR-BY-YEAR RECORD - UC BASEBALL STADIUM

YEAR	W	L	YEAR	W	L
2004	1	2	2014	13	9
2005	16	13	2015	10	14
2006	22	10	2016	18	7
2007	20	10	2017	15	11
2008	23	11	2018	19	11
2009	21	13	2019	16	12
2010	18	12	2020	7	0
2011	19	1	2021	17	8
2012	10	20	2022	14	12
2013	19	16	TOTAL	299	192
			(.609 winning percentage)		

OPENED: 2004

CAPACITY: 3,085

DIMENSIONS: 325-370-400-370-325

SURFACE: Motz Group TriplePlay HP

UC Baseball Stadium has been the home of the Cincinnati Bearcats baseball team since the end of the 2004 season.

The first game played at the 3,085-seat, on-campus facility occurred on May, 20 2004 when the Bearcats hosted UAB in the final series of 2004. The opening game was played on a Thursday night, before a crowd of 2,200.

Since its opening, the stadium has seen a UC great recognized within the facility. In May 2005, coaching legend Glenn Sample was honored with the walkway outside the field being named Glenn Sample Way. Sample, Ed Jucker and Kevin Youkilis have thier numbers retired on the left-field wall.

The stadium, which was voted the favorite road stadium in the BIG EAST Conference to visit, is located directly east of the spot where Johnny Bench Field, UC's previous home, sat for a number of years.

Acting on a recommendation by President Neville G. Pinto, the UC Board of Trustees unanimously voted on June 23, 2020 to remove the name of the late Cincinnati Reds owner and philanthropist Marge Schott from the university's baseball stadium and a second space. The stadium held the name of Marge Schott Stadium from 2006-2020.

FEATURES

- Batting Cages
- Indoor batting cages and pitcher's mound
- A fully equipped press box with private viewing areas
- A player's clubhouse and lounge
- Dressing rooms for coaches
- Full laundry and equipment facilities
- State-of-the-art training room
- Fully-lighted playing field

THE LAST TIME A BEARCATS PLAYER ...

Hit for the cycle.....	Anthony Snowell; May 7, 1999 vs. Saint Louis
Hit a grand slam.....	Cole Harting; April 10, 2022 vs. Houston
Hit a walk-off homerun.....	Cole Harting March 5, 2022 vs Northwestern
Hit a walk-off base hit.....	Joe Powell vs. Houston, April 10, 2022
Walk-off RBI without a hit.....	bases-loaded HBP; Feb. 24, 2013 vs. Western Carolina
Led off the game with a homerun.....	Joe Powell, March 13, 2022 vs. Western Carolina
Hit back-to-back homeruns.....	Powell-Nicholson, 3rd inning vs ECU, April 3, 2022
Hit back-to-back-to-back homeruns.....	Singer-McMillin-Hinton; April 21, 1999 vs Ohio, 9th inning
Hit two homeruns in a game.....	Cole Harting; 2; May 11, 2022 vs NKU
Hit 3+ homeruns in a game.....	JP Sponseller; 3; March 5, 2022 vs. Northwester, Game 2
Hit a homerun in two straight games.....	Cole Harting; Cam Scheler, at Tulane and vs NKU, May 8 and 11, 2022
Hit a homerun in three straight games.....	Ryan Nicholson at FGCU, Feb. 19 (1), 19 (2) and 20, 2022
Hit an inside-the-park homerun.....	Paul Komistek; March 29, 2020 vs Oakland
Hit two doubles in a game.....	JP Sponseller at Tulane, May 8, 2022
Hit three doubles in a game.....	Jace Mercer, May 9, 2021 at Houston
Hit two triples in a game.....	Kerrington Cross; March 19, 2022 vs Saint Joseph's
Had four hits in a game.....	Paul Komistek; April 2, 2022 vs. ECU
Had five hits in a game.....	Paul Komistek; Feb. 19, 2022 at FGCU
Had 6+ hits in a game.....	Cole Harting, 6 at Xavier, March 20, 2021
Had four RBIs.....	Griffin Merritt; 5; April 14, 2022 at Wichita State
Had five RBIs.....	Griffin Merritt; 5; April 14, 2022 at Wichita State
Had 6+ RBIs.....	JP Sponseller; 7; March 5, 2022 vs. Northwester, Game 2
Scored three runs.....	Paul Komistek; 3; May 11, 2022 vs NKU
Scored four runs.....	JP Sponseller; 4; March 5, 2022 vs. Northwester, Game 2
Scored 5+ runs.....	Jace Mercer, 5; February 28, 2020 vs Oakland
Stole 3+ bases.....	Jace Mercer, 3; April 16, 2021 at Memphis
Walked three times.....	JP Sponseller; May 11, 2022 vs NKU
Walked four times.....	Griffin Merritt vs vs. #5 Louisville, March 29, 2021
Had 15+ putouts.....	Cam Scheler - C, 16; Feb. 27, 2021 at WKU (Game 2)
Has 20+ putouts.....	Ryan Noda - 1B, 21; April 12, 2015 vs. Memphis
Had 8+ assists.....	Manny Rodriguez - SS, 9; April 28, 2017 at UConn
Threw a complete game.....	Beau Keathley, April 9, 2022 vs. Houston (7 innings)/Beau Keathley, May 13, 2022, vs Memphis (9 innings)
Threw a complete-game shutout.....	J.T. Perez; April 20, 2018 vs #24 UConn
Threw a complete game in back-to-back appearances.....	Tristan Hammans; April 14/21, 2015 vs. Xavier/Louisville
Two Bearcats threw consecutive complete games.....	Walker/Walsh; April 9/11, 2014, vs. Miami (OH)/UConn
Three Bearcats threw consecutive complete games.....	Orndorff/Zellner/Perez; May 8/13/14, 2016, vs. UCF/ Houston
Threw 10 or more strikeouts.....	Beau Keathley, 12; March 20, 2022 vs. Saint Joseph's
Pitched more than 9 innings in a game.....	B.J. Borsa, 9.2; May 18, 2002 vs. Saint Louis
Struck out four batters in an inning.....	Tony Cento; May 7, 1999 vs. Saint Louis
Threw a no-hitter.....	Chris Murphy; April 15, 1995 vs IUPUI

THE LAST TIME UC ...

Had 15-19 hits.....	18 vs. Saint Joseph's, March 20, 2022
Had 20+ hits.....	20 at Xavier, March 21, 2021
Scored 10-14 runs.....	12 vs. NKU, May 11, 2022
Scored 15-19 runs.....	18; Saint Joseph's, March 20, 2022
Scored 20+ runs.....	22 at Xavier, March 20, 2021
Scored 10+ runs in one inning.....	10 runs, 6th inning; March 19, 2006 vs. Oakland
Hit 5+ doubles.....	5; vs. ECU, April 3, 2022
Hit 3+ triples.....	3; April 10, 2019 vs Miami
Hit three home runs.....	at Ohio State, May 18, 2022
Hit four home runs.....	at Tulane, May 8, 2022
Hit 5+ home runs.....	5 at Xavier, March 20, 2021
Stole five bases.....	vs. Tulane, May 21, 2021
Stole six bases.....	April 15, 2022 at Wichita State
Stole 7+ bases.....	8; February 28, 2020 vs Oakland
Played 10 innings.....	vs. #11 East Carolina, May 14, 2021 (Game 2)
Played 11 innings.....	at Tulane, May 6, 2022
Played 12+ innings.....	14; April 15, 2022 at Wichita State
Swept a 3-game series.....	at Wichita State, April 14-16, 2022
Was swept in a 3-game series.....	April 29-May1, 2022 at ECU
Swept a 4-game series.....	March 25-30, 2022 vs. Xavier
Was swept in a 4-game series.....	April 1-3, 2021 at #11 ECU
Swept a double-header.....	March 19, 2022 vs. Saint Joseph's
Was swept in a double-header.....	April 3, 2021 at #11 ECU
Turned a triple play.....	8-6-3; at May 7, 2019 at Miami

ROSTER

ALPHABETICAL

#	NAME	POS.	HT.	WT.	B/T	YR	HOMETOWN/PREVIOUS SCHOOL
18	Max Bergmann	RHP	6-3	195	R/R	So.	Georgetown, Ind./St. Xavier [Ky]
41	Aiden Bradbury	RHP	6-3	202	R/R	So.	Carmel, Ind./Carmel
16	Dondrae Bremner	INF	6-2	199	L/R	R-Sr.	Toronto, Canada/Bill Crothers Secondary
28	Kerrington Cross	INF	6-0	200	R/R	R-Fr.	Brownsburg, Ind./Brownsburg
30	CJ Dean	OF	5-11	187	R/R	Fr.	Columbus, Ohio/Centennial
29	Carter Earls	LHP	6-4	215	L/L	Fr.	Middletown, Ohio/Bishop Fenwick
31	Kameron Guidry	INF	5-11	175	R/R	R-So.	Snellville, Ga./Redan/Georgia
13	Jose Guzman	RHP	6-4	205	R/R	So.	Indianapolis, Ind./Ben Davis
45	Colby Haines	RHP	6-3	200	R/R	R-Fr.	Union, Ky. /Ryle
9	Jake Hansen	INF	6-1	199	L/R	R-Sr.	Westchester, Ill./North Iowa Area CC
35	Garrett Harker	RHP	6-0	206	R/R	Fr.	Lebanon, Ind./Lebanon Senior
10	Cole Harting	OF	6-0	205	R/R	So.	West Chester, Ohio/Mason
38	Josh Hegemann	OF	6-0	170	L/L	So.	Liberty Township, Ohio/Badin
33	Chase Hopewell	RHP	6-4	197	R/R	R-So.	Hamilton, Ohio/Badin/Findlay
2	Beau Keathley	RHP	6-0	172	R/R	Sr.	Taylor, Mich./Oakland
0	Evan Kemp	LHP	6-3	208	L/L	R-So.	Mason, Ohio/Mason
32	Paul Komistek	OF	6-2	214	R/R	R-Jr.	Knoxville, Tenn./Tennessee
19	Blake Lemmon	RHP	6-2	176	R/R	Fr.	Chesterton, Ind./Chesterton
42	Conner Linn	LHP	6-2	203	L/L	So.	Kokomo, Ind./Western
24	Sean McLaughlin	INF	6-1	226	R/R	R-Jr.	Hendersonville, Tenn./Knights Academy
8	Griffin Merritt	OF	6-2	215	R/R	R-Jr.	Cincinnati, Ohio/La Salle
20	Jackson Murphy	RHP	6-2	231	R/R	R-Jr.	Cincinnati, Ohio/IMG Academy
17	Nick Murray	RHP	6-5	238	R/R	R-Jr.	Tyngsboro, Mass./St. Mark's School
27	Andrew Neff	LHP	6-1	213	R/L	Fr.	Mooresville, Ind./Mooresville
25	Ryan Nicholson	INF	6-4	220	L/L	R-So.	Louisville, Ky./St. Xavier
44	Tommy O'Connor	LHP	6-5	222	L/L	Fr.	Martinsville, Ind./Mooresville
26	Max Palmieri	INF	5-9	173	R/R	R-So.	Maineville, Ohio/Kings/Lincoln Memorial
15	Joe Powell	C	5-9	187	R/R	R-So.	Mason, Ohio/Mason
5	Cam Scheler	C	6-1	213	R/R	R-So.	Louisville, Ky./St. Xavier
43	Zach Segal	RHP	6-0	194	R/R	R-So.	Loveland, Ohio/Loveland
77	Alex Shea	LHP	6-5	202	L/L	R-So.	Union, Ky./St. Henry
21	Boston Smith	C	5-10	190	L/R	Fr.	Arcanum, Ohio/Vandalia Butler
22	Brett Souder	RHP	6-3	225	R/R	R-Jr.	South Lebanon, Ohio/Sinclair CC
3	JP Sponseller	OF	5-10	202	L/R	R-So.	Mason, Ohio/Mason/Elon
4	Sean Springer	INF	5-10	177	L/R	R-Fr.	Strongsville, Ohio/Holy Name
14	Wyatt Stapp	INF	6-1	190	L/R	R-Sr.	Keller, Texas/Tennessee
6	Ryan Steckline	LHP	6-2	228	L/L	Gr.	Newark, Del./Appoquinimick/Monmouth
23	Ben Vore	RHP	6-1	230	R/R	R-So.	Lexington, Ohio/Lexington
11	Tristan Weaver	LHP	6-0	188	L/L	Gr.	Auburn, ILL./Auburn/Indiana State

NUMERICAL

#	NAME	POS.
0	Evan Kemp	LHP
2	Beau Keathley	RHP
3	JP Sponseller	OF
4	Sean Springer	INF
5	Cam Scheler	C
6	Ryan Steckline	LHP
8	Griffin Merritt	OF
9	Jake Hansen	INF
10	Cole Harting	OF
11	Tristan Weaver	LHP
13	Jose Guzman	RHP
14	Wyatt Stapp	INF
15	Joe Powell	C
16	Dondrae Bremner	INF
17	Nick Murray	RHP
18	Max Bergmann	RHP
19	Blake Lemmon	RHP
20	Jackson Murphy	RHP
21	Boston Smith	C
22	Brett Souder	RHP
23	Ben Vore	RHP
24	Sean McLaughlin	INF
25	Ryan Nicholson	INF
26	Max Palmieri	INF
27	Andrew Neff	LHP
28	Kerrington Cross	INF
29	Carter Earls	LHP
30	CJ Dean	OF
31	Kameron Guidry	INF
32	Paul Komistek	OF
33	Chase Hopewell	RHP
35	Garrett Harker	RHP
38	Josh Hegemann	OF
41	Aiden Bradbury	RHP
42	Conner Linn	LHP
43	Zach Segal	RHP
44	Tommy O'Connor	LHP
45	Colby Haines	RHP
77	Alex Shea	LHP

COACHING STAFF

- 7 Scott Googins - Head Coach (5th Season)
- 13 JD Heilmann - Pitching Coach/Recruiting Coordinator (5th Season)
- 9 Kyle Sprague - Hitting Coach/Infielders (5th Season)
- 27 Lee Sponseller - Volunteer Assistant/Outfielders (2nd Season)

SUPPORT STAFF

- Andy Nagel - Director of Baseball Operations (7th Season)
- Mary Ankrom - Athletic Trainer (5th Season)
- Chaz Calloway - Strength & Conditioning (7th Season)

PRONUNCIATIONS

- Scheler: SHE-ler
- Segal: SEE-gull
- Hegemann: Heg-a-men
- Souder: Sowd-er
- Guidry: Gid-ree

ROSTER BY POSITION

- RHP.....13
- INF.....9
- LHP8
- OF6
- C.....3

ROSTER BY CLASS

- Freshmen7
- Redshirt Freshmen3
- Sophomores6
- Redshirt Sophomores11
- Juniors.....0
- Redshirt Junior6
- Seniors4
- Graduates.....2

ROSTER BY STATE

- Ohio.....16
- Indiana.....9
- Kentucky4
- Illinois.....2
- Tennessee.....2


- One Each: Canada, Georgia, Massachusetts, Michigan, Texas, Delaware

ROSTER BY COUNTRY

- Canada1
- United States.....38



EVAN KEMP
LHP • L/L • MASON, OHIO



BEAU KEATHLEY
RHP • R/R • TAYLOR, MICH.



JP SPONSELLER
OF • L/R • MASON, OHIO




SEAN SPRINGER
INF • L/R • STRONGSVILLE, OHIO



CAM SCHELER
C • R/R • LOUISVILLE, KY.



RYAN STECKLINE
LHP • L/L • NEWARK, DEL.



GRIFFIN MERRITT
INF • R/R • CINCINNATI, OHIO



JAKE HANSEN
INF • L/R • WESTCHESTER, ILL.




COLE HARTING
RHP • R/R • WEST CHESTER, OHIO




TRISTAN WEAVER
LHP • L/L • AUBURN, ILL.



JOSE GUZMAN
RHP • R/R • INDIANAPOLIS, IND.




WYATT STAPP
INF • L/R • KELLER, TEXAS



JOE POWELL
C • R/R • MASON, OHIO




DONDRAE BREMNER
INF • L/R • TORONTO, ONTARIO, CANADA



NICK MURRAY
RHP • R/R • TYNGSBORO, MASS.



MAX BERGMANN
RHP • R/R • GEORGETOWN, IND.



BLAKE LEMMON
RHP • R/R • CHESTERON, IND.




JACKSON MURPHY
RHP • R/R • CINCINNATI, OHIO



BOSTON SMITH
C • L/R • ARCANUM, OHIO




BRETT SOUDER
RHP • R/R • SOUTH LEBANON, OHIO



BEN VORE
RHP • R/R • LEXINGTON, OHIO



SEAN MCLAUGHLIN
INF • R/R • HENDERSONVILLE, TENN.



RYAN NICHOLSON
INF • L/L • LOUISVILLE, KY.




MAX PALMIERI
INF • R/R • MAINEVILLE, OHIO



ANDREW NEFF
LHP • R/L • MOORESVILLE, IND.



KERRINGTON CROSS
INF • R/R • BROWNSBURG, IND.




CARTER EARLS
LHP • L/L • MIDDLETOWN, OHIO



CJ DEAN
OF • R/R • COLUMBUS, OHIO



KAMERON GUIDRY
INF • R/R • SNELLVILLE, GA.



PAUL KOMISTEK
OF • R/R • KNOXVILLE, TENN.



CHASE HOPEWELL
RHP • R/R • HAMILTON, OHIO



GARRETT HARKER
RHP • R/R • LEBANON, IND.




JOSH HEGEMANN
OF • L/L • LIBERTY TOWNSHIP, OHIO




AIDAN BRADBURY
RHP • R/R • CARMEL, IND.



CONNER LINN
LHP • L/L • KOKOMO, IND.




ZACH SEGAL
RHP • R/R • LOVELAND, OHIO



TOMMY O'CONNOR
LHP • L/L • MARTINSVILLE, IND.




COLBY HAINES
RHP • R/R • UNION, KY.



ALEX SHEA
LHP • L/L • UNION, KY.

COACHING STAFF




SCOTT GOOGINS
HEAD COACH • 5TH SEASON



JD HEILMANN
PITCHING COACH



KYLE SPRAGUE
HITTING COACH / INFIELDBERS



LEE SPONSELLER
VOLUNTEER ASSISTANT / OUTFIELDERS

HEAD COACH SCOTT GOOGINS



SCOTT GOOGINS • HEAD COACH • FIFTH SEASON • OHIO WESLEYAN '92

Scott Googins was named the 28th head baseball coach at the University of Cincinnati on June 6, 2017 and will enter his fifth season in the spring of 2022.

Googins guided the Bearcats to their first winning season since 2011 in 2021. UC finished 29-26 and had five players named to the All-AAC First or Second Team. Left-handed pitcher Evan Shawver was drafted by the Colorado Rockies in the seventh round of the 2021 MLB Draft. The Bearcats had one of the best offenses in the conference in 2021, ranking in the top-three in just about every offensive category.

Prior to a pandemic-shortened 2020, Googins led the Bearcats to one of the most successful seasons in program history in 2019. Despite a slow 1-9 start, UC found itself as the No. 2 seed in the American Athletic Conference Tournament where they were yet to win a game. After winning its first three, UC went on to trounce UConn 22-5 to win the AAC Tournament title and advance to the NCAA postseason for the first time in 45 years.

Googins had made magic in the Queen City before and proved he could do it again in his second year. The team broke numerous records during the campaign. Six Bearcats earned All-AAC Tournament honors with AJ Bumpass being named the tournament MVP. Three players were named to the Corvallis Regional All-Tournament Team. Bumpass was later drafted by the Cincinnati Reds. The win over Oregon State marked Googins' 400th in his storied career.

In his first season, Googins guided UC to its best finish since 2011 as the Bearcats finished at 28-28 overall and an even 12-12 in American Athletic Conference play, one of the toughest RPI conferences in the nation. Shortstop Manny Rodriguez was drafted in the tenth round while pitchers Cam Alldred and J.T. Perez also were selected in the MLB draft. All three were all-conference honorees, marking the first time UC has ever had two first team honorees and three total honorees in AAC history. An impressive 23 Bearcats landed on the AAC All-Academic Team for having a 3.0 GPA or better. After posting a 3.20 fall GPA and 3.26 GPA in the spring, UC was recognized by the American Baseball Coaches Association with the Team Academic Excellence Award.

Googins made the move across town after 12 seasons as the head coach at Xavier. The all-time winningest coach in XU history, he compiled a 341-357 record with four NCAA Tournament appearances including back-to-back regional final berths in 2016 and 2017 and six regular season or conference tournament championships.

Googins led Xavier to a 34-27 finish in 2017. The Musketeers won their second-straight BIG EAST Tournament Championship and advanced to the

NCAA Regional Finals for the second-straight year.

During his 12 seasons at the helm at XU, Googins earned coaching accolades as the 2009 ABCA Mid-east Region Coach of the Year, the 2008 Atlantic 10 Coach of the Year and the 2016 BIG EAST Coaching Staff of the Year. Additionally, 11 of his players were chosen in the MLB First Year Player Draft since 2005.

Before taking the head coaching role at Xavier, Googins was an assistant at Miami (Ohio) from 2000-04. During his tenure working primarily with the outfielders, the RedHawks made four straight Mid-American Conference Tournament appearances. He was an assistant at Indiana from 1992-99, working with the Hoosiers' catchers, outfielders and hitters.

A native of Granville, Ohio, Googins was a three-year varsity letterwinner at Ohio Wesleyan in Delaware, Ohio. He moved into a coaching role as a senior and stayed on after graduation, coaching first base and working with the team's catchers.

Googins and his wife, Jody – a former volleyball standout at Xavier – live in West Chester, Ohio, with their daughter, Ellie, and two sons, Tommy and Charlie.

THE GOOGINS FILE

Hometown: Granville, Ohio

Wife: Jody

Children: Ellie, Tommy, Charlie

Education: Ohio Wesleyan '92

Playing Career: Ohio Wesleyan - 1989-92 (Catcher)

COACHING CAREER

YEAR	SCHOOL	POSITION
1992-1999	Indiana	Assistant Coach
2000-04	Miami (OH)	Assistant Coach
2005	Xavier	Assistant Coach
2006-17	Xavier	Head Coach
2018-	Cincinnati	Head Coach

CAREER ACCOMPLISHMENTS

- 2016 BIG EAST Coaching Staff of the Year
- 2009 ABCA Mid-east Region Coach of the Year
- 2008 Atlantic 10 Coach of the Year
- Five NCAA Appearances (2009, 2014, 2016, 2017, 2019)
- Six 30-win seasons (2019, 2016, 2014, 2013, 2011, 2009)

CHAMPIONSHIPS

- AAC Tournament Championship (2019)
- Three BIG EAST Tournament Championships (2014, 2016, 2017)
- BIG EAST Regular Season Championship (2016)
- Atlantic 10 Tournament Championship (2009)
- Atlantic 10 Regular Season Championship (2008)

MILESTONE WINS

FIRST WIN@ ETSU, 10-5 (02/16/06)
 100TH WIN Saint Joseph's, 6-6 (05/01/09)
 FIRST NCAA WIN vs. Sam Houston St., 9-6 (05/30/09)
 200TH WIN@ UAB, 12-4 (02/24/13)
 300TH WIN Villanova, 1-0 (05/19/16)
 400TH WIN Oregon State, 7-6 (05/31/19)

GOOGINS YEAR-BY-YEAR RECORD

YEAR	SCHOOL	OVERALL			CONFERENCE			FINISH	POSTSEASON
		W	L	PCT	W	L	PCT		
2006	Xavier	19	37	.339	9	18	.333	t-12th	
2007	Xavier	29	31	.483	17	10	.630	4th	
2008	Xavier	27	31	.466	19	8	.704	t-1st	
2009	Xavier	39	21	.650	18	9	.667	3rd	NCAA Regionals (1-2)
2010	Xavier	26	32	.448	18	9	.667	2nd	
2011	Xavier	30	27	.536	14	10	.583	4th	
2012	Xavier	28	28	.500	13	11	.542	7th	
2013	Xavier	32	26	.552	16	8	.667	4th	NCAA Regionals (1-2)
2014	Xavier	30	29	.508	8	10	.444	4th	
2015	Xavier	15	38	.283	3	15	.167	7th	NCAA Regionals (2-2)
2016	Xavier	32	30	.516	14	4	.778	1st	NCAA Regionals (2-2)
2017	Xavier	34	27	.557	10	6	.625	1st	
XAVIER TOTALS		341	357	.489	159	118	.571		6-8 (.429)
YEAR	SCHOOL	W	L	PCT	W	L	PCT	FINISH	POSTSEASON
2018	Cincinnati	28	28	.500	12	12	.500	6th	
2019	Cincinnati	31	31	.500	13	11	.542	2nd	NCAA Regionals (1-2)
2020	Cincinnati	7	8	.467	0	0	.000	n/a	
2021	Cincinnati	29	26	.510	18	14	.563	4th	
2022	Cincinnati	21	28	.429	10	11	.476		
CINCINNATI TOTALS		116	121	.489	53	48	.525		1-2 (.333)
CAREER TOTALS		457	478	.489	211	164	.563		7-10 (.412)

13

**JD HEILMANN****PITCHING COACH / RECRUITING COORDINATOR**

JD Heilmann started his second stint as an assistant coach at the University of Cincinnati in the summer of 2017.

In 2021, Heilmann mentored Evan Shawver, who was drafted in the seventh round by the Rockies, and Garrett Schoenle, who signed with the White Sox as a NDFA after the 2021 season.

In his first year, Heilmann guided JT Perez and Cam Allred to all-conference accolades and saw both move on to professional baseball. During the historic 2019 season, his pitching staff included two 12-strikeout performances and saw the second-most saves in a single-season by any UC closer in history.

Heilmann previously coached at UC from 2009-13, serving as the Bearcats pitching coach and recruiting coordinator and was responsible for bringing former All-American and current Chicago Cubs infielder Ian Happ to the Queen City.

He joined Head Coach Scott Googins' staff after working as the general manager of the Midland Baseball program, overseeing 18 amateur teams with ages ranging from 8-18. He also served as Prep Baseball Report's scouting supervisor (2016-17) and Scouting Director (2014-16) and was an associate scout for the Atlanta Braves (2015-17).

Heilmann is regarded as one of the top pitching coaches in college baseball and is known for his ability to develop and relate to pitchers.

He overtook a Cincinnati pitching staff that posted a 6.73 ERA in 2009 and shrunk the group's ERA to 4.25 in 2010, which ranked third in the BIG EAST Conference and 26th nationally.

Under Heilmann's tutelage, seven Bearcats went on to pitch in professional baseball. Six were selected in the Major League Baseball First-Year Player Draft.

Under the direction of Heilmann, third-team all-conference performer Andrew Burkett anchored the back end of Cincinnati's bullpen in 2010 and broke Cincinnati's single-season saves record with 14 after entering the campaign with one career save.

Prior to Cincinnati, Heilmann served as the pitching coach and recruiting coordinator at Xavier University for seven seasons and in 2009, he helped the Musketeers to a school record for wins en route to their first Atlantic-10 Conference Tournament Championship and NCAA Tournament appearance.

Heilmann played for the Bearcats in 1997 earned a communications degree while completing his eligibility at the University of Cincinnati following a transfer from Ball State.

A 1993 Moeller High School graduate, Heilmann helped the Crusaders capture a State Baseball Championship, while earning All-City and All-League honors.

Heilmann and his wife Raegene have two children, Dax and Ryley.

9

**KYLE SPRAGUE****HITTING COACH / INFELDERS**

Kyle Sprague joined the University of Cincinnati baseball staff in the summer of 2017.

His work on offense came through the loudest during the team's historic 2019 season when the Bearcats' bats went on a torrential pace during the postseason. During the 4-0 AAC Tournament run, UC broke the tournament records for runs (51), RBIs (47) and hits (60).

In 2021, UC ranked in the top-three in the AAC in nearly every offensive category, including batting average (2nd), slugging percentage (2nd), runs scored (2nd), home runs (3rd) and total bases (2nd).

During the pandemic-shortened 2020 season, UC ranked 12th in the nation in triples per game, 14th in doubles per game, 21st in on-base percentage, 30th in scoring and 31st in slugging percentage.

Sprague came to UC after two seasons on Head Coach Scott Googins' staff at Xavier University as the volunteer assistant coach.

"Kyle has been with me the past two years and is a great addition to our staff here at UC," Googins said. "He brings a lot to the table - he does an unbelievable job with developing infielders and is on the cutting edge with hitters. He's a young up-and-coming coach who's very energetic and passionate about what he does."

During his two seasons at Xavier, the Musketeers won a BIG EAST Conference regular season championship (2016), two-straight league tournament championships (2016 & 17) and played in consecutive regional finals in the NCAA Championship (2016 & 17).

Sprague worked with hitters and infielders and assisted with outfielders at Xavier. The Musketeers set a school record with a .977 fielding percentage in 2017 after tying the previous record with a .974 mark in 2016.

Sprague has previous experience in the American Athletic Conference having served as a volunteer assistant coach at UCF in 2015.

Under Sprague in 2015, all three of the Knights outfielders - Erik Barber, Sam Tolleson and Derrick Salberg - were honored to one of The American's three all-conference teams.

Sprague has extensive experience as a camp instructor, working at the Marc Wilkins Baseball Academy from 2007-12 and for Cal Ripken Baseball in 2009. He also has served as a camp instructor at Clemson, Vanderbilt, Tennessee, LSU and Mississippi State, among others.

The Mansfield, Ohio, native graduated from Malone (Ohio) University with degrees in business administration and sports management. He played collegiately at Malone and Tiffin University.

Sprague and his wife Erin live in Cincinnati.

40

**LEE SPONSELLER****VOLUNTEER ASSISTANT / OUTFIELDERS**

Lee Sponseller rejoined the Cincinnati baseball staff in August 2020 as the volunteer assistant coach.

He works with the outfielders as well as the hitters and perform other duties necessary for the advanced development of the student-athletes.

In 2021, Sponseller assisted in the development of an offense that ranked in the top-three in the AAC in nearly every offensive category, including batting average (2nd), slugging percentage (2nd), runs scored (2nd), home runs (3rd) and total bases (2nd).

He also had a short stint as UC's volunteer director of player development.

Sponseller previously coached at Ohio Dominican, serving as the volunteer assistant coach, handling the team's hitting and outfielders as well as assisting with base running. He played at Ohio Dominican, finishing his career with a .367 batting average with 26 homeruns and 108 RBIs.

From there, he spent one year as a graduate transfer at Coastal Carolina, hitting .290 during the season with six homeruns and 42 RBI, including three grand slams.

Sponseller earned a bachelor's degree in finance and economics from Ohio Dominican in May 2017 and graduated with an MBA from Coastal Carolina in August 2018. He currently resides in Mason, Ohio.

2022 STATISTICS

2022 Cincinnati Baseball
Overall Statistics for Cincinnati (as of May 17, 2022)
(All games Sorted by Batting avg)

Record: 21-28 Home: 14-12 Away: 7-14 Neutral: 0-2 Conference: 10-11

Player	avg	gp-gs	ab	r	h	2b	3b	hr	rbi	tb	slg%	bb	hp	so	gdp	ob%	sf	sh	sb-att	po	a	e	fld%
15 Powell, Joe	.333	39-37	138	26	46	12	4	5	26	81	.587	22	2	37	2	.429	1	0	3-5	244	27	0	1.000
32 Komistek, Paul	.323	49-49	195	41	63	10	1	8	27	99	.508	29	3	48	2	.419	0	1	8-9	87	4	2	.978
14 Stapp, Wyatt	.317	38-38	139	14	44	5	0	0	26	49	.353	18	0	25	2	.390	2	0	6-7	39	85	3	.976
8 Merritt, Griffin	.307	46-45	176	38	54	15	1	17	47	122	.693	18	2	53	3	.374	2	0	6-8	80	3	1	.988
28 Cross, Kerrington	.299	47-45	174	41	52	7	5	7	27	90	.517	27	3	49	0	.400	1	4	17-23	38	83	15	.890
10 Harting, Cole	.289	48-48	187	46	54	6	2	8	39	88	.471	24	1	55	0	.366	4	0	11-17	123	0	3	.976
25 Nicholson, Ryan	.264	47-47	178	38	47	11	0	10	35	88	.494	19	4	27	3	.340	5	2	8-10	357	18	1	.997
3 Sponseller, JP	.231	38-32	121	25	28	7	0	7	22	56	.463	27	1	28	0	.373	1	1	2-2	18	1	1	.950
4 Springer, Sean	1.000	2-0	1	0	1	1	0	0	0	2	2.000	0	0	0	0	1.000	0	0	0-0	0	0	0	.000
16 Bremner, Dondrae	.273	25-19	55	11	15	4	0	2	4	25	.455	8	0	25	0	.359	1	2	1-2	19	41	4	.938
31 Guidry, Kameron	.240	20-14	50	12	12	1	0	3	9	22	.440	10	0	19	0	.361	1	0	3-3	28	27	1	.982
9 Hansen, Jake	.191	34-27	89	13	17	5	0	1	11	25	.281	16	3	31	4	.333	0	0	6-7	45	64	9	.924
26 Palmieri, Max	.185	25-16	54	6	10	2	0	2	7	18	.333	11	2	22	1	.343	0	3	1-2	24	44	3	.958
5 Scheler, Cam	.167	20-12	54	11	9	2	0	4	10	23	.426	9	1	27	0	.297	0	0	1-1	105	12	1	.992
21 Smith, Boston	.152	12-7	33	3	5	1	0	1	2	9	.273	0	1	15	0	.171	1	0	1-1	27	0	2	.931
24 McLaughlin, Sean	.091	14-4	22	1	2	0	0	0	1	2	.091	2	1	5	2	.200	0	0	0-1	3	0	0	1.000
38 Hegemann, Josh	.000	15-1	10	4	0	0	0	0	2	0	.000	2	0	7	0	.167	0	1	0-0	4	0	0	1.000
Totals	.274	49	1676	330	459	89	13	75	295	799	.477	242	24	473	19	.370	19	14	74-98	1256	469	57	.968
Opponents	.291	49	1656	351	482	113	10	51	315	768	.464	236	71	363	30	.398	21	19	43-63	1265	404	67	.961

LOB - Team (380), Opp (396). DPs turned - Team (35), Opp (25). IBB - Team (4), Komistek 2, Stapp 1, Nicholson 1, Opp (2).
Picked off - Sponseller 1, Cross 1, Merritt 1, Powell 1, Komistek 1, Nicholson 1, Stapp 1, Scheler 1.

(All games Sorted by Earned run avg)

Player	era	w-l	app	gs	cg	sho	sv	ip	h	r	er	bb	so	2b	3b	hr	b/avg	wp	hp	bk	sfa	sha
2 Keathley, Beau	4.85	4-2	14	9	2	0/0	0	72.1	78	47	39	26	80	11	1	4	.273	1	12	0	3	1
42 Linn, Conner	3.51	4-2	9	9	0	0/0	0	48.2	53	24	19	14	38	19	0	6	.285	0	2	2	2	3
18 Bergmann, Max	5.77	0-3	20	0	0	0/1	1	48.1	60	33	31	15	42	10	1	7	.308	3	7	1	2	3
20 Murphy, Jackson	5.79	2-2	20	0	0	0/0	0	23.1	30	16	15	3	20	4	1	2	.313	0	4	0	0	1
6 Steckline, Ryan	5.92	3-1	18	0	0	0/0	2	24.1	29	18	16	12	30	3	1	5	.296	3	4	1	0	0
11 Weaver, Tristan	6.19	5-6	12	11	1	0/1	0	48.0	56	37	33	25	43	20	1	4	.283	4	7	0	2	2
23 Vore, Ben	6.75	0-1	10	1	0	0/0	0	13.1	12	14	10	16	5	1	2	1	.255	4	2	0	2	0
35 Harker, Garrett	7.03	3-3	14	5	0	0/0	1	39.2	45	34	31	20	29	8	2	7	.292	5	2	1	4	2
43 Segal, Zach	7.23	0-2	15	6	0	0/1	1	42.1	43	37	34	32	24	13	0	5	.270	4	12	2	1	2
77 Shea, Alex	7.29	0-3	11	4	0	0/0	0	21.0	19	24	17	21	21	6	0	3	.244	5	6	0	1	3
0 Kemp, Evan	7.45	0-0	11	0	0	0/0	0	9.2	14	12	8	8	8	3	1	2	.350	5	3	0	2	1
17 Murray, Nick	9.00	0-0	3	0	0	0/0	0	3.0	2	3	3	6	1	0	0	0	.250	1	1	0	2	0
27 Neff, Andrew	9.00	0-0	2	0	0	0/0	0	2.0	4	5	2	2	3	3	0	0	.400	0	0	0	0	1
29 Earls, Carter	10.29	0-1	4	3	0	0/0	0	7.0	7	8	8	8	6	2	0	1	.259	0	4	0	0	0
33 Hopewell, Chase	16.88	0-1	13	0	0	0/0	1	13.1	23	26	25	20	11	7	0	3	.383	2	2	0	0	0
44 O'Connor, Tommy	45.00	0-0	2	0	0	0/0	0	1.0	4	5	5	3	0	1	0	1	.571	0	0	0	0	0
41 Bradbury, Aiden	54.00	0-1	2	1	0	0/0	0	1.1	3	8	8	5	2	2	0	0	.429	2	3	0	0	0
Totals	6.54	21-28	49	49	3	1/1	6	418.2	482	351	304	236	363	113	10	51	.291	39	71	7	21	19
Opponents	5.76	28-21	49	49	1	1/1	15	421.2	459	330	270	242	473	89	13	75	.274	52	24	1	19	14

PB - Team (11), Scheler 5, Powell 4, Smith 2, Opp (15). Pickoffs - Team (11), Bergmann 3, Powell 2, Scheler 2, Linn 1, Steckline 1, Harker 1, Weaver 1, Opp (8). SBA/ATT - Powell (26-38), Scheler (15-21), Keathley (6-9), Vore (6-9), Bergmann (4-8), Weaver (5-5), Hopewell (4-5), Murphy (2-5), Segal (3-4), Steckline (3-4), Shea (4-4), Linn (3-4), Smith (2-2), Earls (0-2), Murray (1-1), O'Connor (1-1), Kemp (0-1), Neff (1-1).

2022 Cincinnati Baseball
Overall Statistics for Cincinnati (as of May 17, 2022)
(All games Sorted by Fielding pct)

Player	c	po	a	e	fld%	dp	sba	csb	sba%	pb	ci
15 Powell, Joe	271	244	27	0	1.000	4	26	12	.684	4	0
35 Harker, Garrett	7	1	6	0	1.000	0	0	0	---	0	0
20 Murphy, Jackson	6	1	5	0	1.000	0	2	3	.400	0	0
11 Weaver, Tristan	5	0	5	0	1.000	0	5	0	1.000	0	0
38 Hegemann, Josh	4	4	0	0	1.000	0	0	0	---	0	0
24 McLaughlin, Sean	3	3	0	0	1.000	1	0	0	---	0	0
0 Kemp, Evan	3	1	2	0	1.000	0	0	1	.000	0	0
33 Hopewell, Chase	2	1	1	0	1.000	0	4	1	.800	0	0
27 Neff, Andrew	2	0	2	0	1.000	0	1	0	1.000	0	0
23 Vore, Ben	1	0	1	0	1.000	0	6	3	.667	0	0
25 Nicholson, Ryan	376	357	18	1	.997	31	0	0	---	0	0
5 Scheler, Cam	118	105	12	1	.992	0	15	6	.714	5	0
8 Merritt, Griffin	84	80	3	1	.988	1	0	0	---	0	0
31 Guidry, Kameron	56	28	27	1	.982	6	0	0	---	0	0
32 Komistek, Paul	93	87	4	2	.978	0	0	0	---	0	0
14 Stapp, Wyatt	127	39	85	3	.976	15	0	0	---	0	0
10 Harting, Cole	126	123	0	3	.976	0	0	0	---	0	0
26 Palmieri, Max	71	24	44	3	.958	11	0	0	---	0	0
3 Sponseller, JP	20	18	1	1	.950	1	0	0	---	0	0
18 Bergmann, Max	18	5	12	1	.944	0	4	4	.500	0	0
16 Bremner, Dondrae	64	19	41	4	.938	3	0	0	---	0	0
21 Smith, Boston	29	27	0	2	.931	0	2	0	1.000	2	0
9 Hansen, Jake	118	45	64	9	.924	19	0	0	---	0	0
42 Linn, Conner	12	2	9	1	.917	0	3	1	.750	0	0
28 Cross, Kerrington	136	38	83	15	.890	6	0	0	---	0	0
2 Keathley, Beau	12	1	9	2	.833	0	6	3	.667	0	0
43 Segal, Zach	5	1	3	1	.800	1	3	1	.750	0	0
77 Shea, Alex	4	1	2	1	.750	0	4	0	1.000	0	0
6 Steckline, Ryan	5	1	2	2	.600	0	3	1	.750	0	0
29 Earls, Carter	3	0	1	2	.333	0	0	2	.000	0	0
44 O'Connor, Tommy	1	0	0	1	.000	0	1	0	1.000	0	0
41 Bradbury, Aiden	0	0	0	0	.000	0	0	0	---	0	0
17 Murray, Nick	0	0	0	0	.000	0	1	0	1.000	0	0
4 Springer, Sean	0	0	0	0	.000	0	0	0	---	0	0
Totals	1782	1256	469	57	.968	35	43	20	.683	11	0
Opponents	1736	1265	404	67	.961	25	74	24	.755	15	0

Hitting minimums - 1 Games 75% of Games 3.0 TPA/Game

Pitching minimums - 1 Games 1.0 IP/Game

2022 Cincinnati Baseball
Conference statistics for Cincinnati (as of May 15, 2022)
(Conference games only Sorted by Batting avg)

Record: 10-11 Home: 5-7 Away: 5-4 Conference: 10-11

Player	avg	gp-gs	ab	r	h	2b	3b	hr	rbi	tb	slg%	bb	hp	so	gdp	ob%	sf	sh	sb-att	po	a	e	fld%
28 Cross, Kerrington	.359	21-21	78	18	28	5	3	4	11	51	.654	13	2	22	0	.462	0	1	8-11	9	36	6	.882
15 Powell, Joe	.346	20-20	81	15	28	7	2	2	14	45	.556	9	0	22	1	.411	0	0	2-4	136	18	0	1.000
14 Stapp, Wyatt	.343	19-19	67	8	23	2	0	0	11	25	.373	10	0	11	1	.429	0	0	6-6	31	48	2	.975
32 Komistek, Paul	.291	21-21	86	17	25	3	0	3	9	37	.430	12	3	23	1	.396	0	0	4-5	39	3	1	.977
8 Merritt, Griffin	.247	21-21	81	13	20	7	0	6	21	45	.556	9	1	22	1	.323	2	0	4-6	48	2	0	1.000
10 Harting, Cole	.244	21-21	82	18	20	2	0	2	18	28	.341	11	1	25	0	.340	0	0	6-7	56	0	1	.982
25 Nicholson, Ryan	.208	20-20	72	14	15	3	0	2	13	24	.333	8	2	10	0	.294	3	2	2-4	165	9	1	.994

16 Bremner, Dondrae	.313	8-5	16	4	5	1	0	1	2	9	.563	3	0	7	0	.400	1	1	1-1	8	13	1	.955
31 Guidry, Kameron	.231	6-5	13	5	3	0	0	1	2	6	.462	4	0	5	0	.389	1	0	1-1	6	7	0	1.000
3 Sponseller, JP	.222	13-11	45	6	10	3	0	2	4	19	.422	5	0	8	0	.300	0	0	1-1	9	0	1	.900
5 Scheler, Cam	.222	4-1	9	2	2	1	0	1	3	6	.667	1	0	2	0	.300	0	0	0-0	12	3	0	1.000
9 Hansen, Jake	.184	13-11	38	6	7	2	0	1	6	12	.316	7	0	15	1	.311	0	0	3-4	17	35	4	.929
26 Palmieri, Max	.171	10-9	35	4	6	1	0	2	6	13	.371	4	1	16	1	.275	0	1	0-0	12	25	1	.974
21 Smith, Boston	.125	2-1	8	0	1	1	0	0	0	2	.250	0	0	4	0	.125	0	0	1-1	1	0	0	1.000
24 McLaughlin, Sean	.083	5-3	12	1	1	0	0	0	0	1	.083	0	1	3	2	.154	0	0	0-0	0	0	0	.000
38 Hegemann, Josh	.000	2-0	0	0	0	0	0	0	0	0	.000	0	0	0	0	.000	0	0	0-0	0	0	0	.000
Totals	.268	21	723	131	194	38	5	27	120	323	.447	96	11	195	8	.360	7	5	39-51	558	227	19	.976
Opponents	.295	21	731	133	216	47	2	19	122	324	.443	80	26	151	16	.379	12	8	12-19	557	188	25	.968

LOB - Team (154), Opp (166). DPs turned - Team (18), Opp (13). IBB - Team (3), Komistek 2, Stapp 1. Picked off - Cross 1, Merritt 1, Komistek 1, Stapp 1.

(Conference games only Sorted by Earned run avg)

Player	era	w-l	app	gs	cg	sho	sv	ip	h	r	er	bb	so	2b	3b	hr	b/avg	wp	hp	bks	sfa	sha
42 Linn, Conner	3.76	3-2	7	7	0	0/0	0	38.1	42	20	16	9	33	13	0	5	.282	0	1	2	2	1
2 Keathley, Beau	4.40	2-2	7	7	2	0/0	0	47.0	49	28	23	14	42	8	1	2	.274	1	8	0	3	1
18 Bergmann, Max	5.87	0-1	11	0	0	0/1	1	23.0	25	15	15	5	19	2	0	2	.284	2	4	1	2	3
11 Weaver, Tristan	6.43	3-3	6	5	0	0/1	0	21.0	26	15	15	11	15	7	0	1	.299	2	6	0	0	0

6 Steckline, Ryan	5.40	0-0	7	0	0	0/0	2	10.0	15	6	6	5	11	2	1	0	.349	0	0	1	0	0
20 Murphy, Jackson	6.48	0-0	8	0	0	0/0	0	8.1	11	6	6	2	6	1	0	1	.306	0	1	0	0	1
43 Segal, Zach	7.62	0-0	6	1	0	0/1	0	13.0	11	12	11	14	6	5	0	1	.234	2	5	0	0	1
35 Harker, Garrett	7.71	2-2	9	1	0	0/0	1	18.2	22	17	16	8	16	5	0	5	.306	3	0	0	3	1
0 Kemp, Evan	9.00	0-0	2	0	0	0/0	0	2.0	3	2	2	2	2	0	0	0	.500	0	1	0	2	0
44 O'Connor, Tommy	13.50	0-0	1	0	0	0/0	0	0.2	2	1	1	1	0	1	0	0	.500	0	0	0	0	0
33 Hopewell, Chase	17.18	0-1	3	0	0	0/0	0	3.2	9	8	7	5	1	2	0	2	.474	0	0	0	0	0
23 Vore, Ben	54.00	0-0	1	0	0	0/0	0	0.1	0	2	2	3	0	0	0	0		0	0	0	0	0
77 Shea, Alex	99.00	0-0	1	0	0	0/0	0	0.0	1	1	1	1	0	1	0	0	1.000	0	0	0	0	0
Totals	5.85	10-11	21	21	2	1/1	4	186.0	216	133	121	80	151	47	2	19	.295	10	26	4	12	8
Opponents	5.57	11-10	21	21	0	0/0	6	185.2	194	131	115	96	195	38	5	27	.268	19	11	0	7	5

PB - Team (4), Powell 3, Scheler 1, Opp (8). Pickoffs - Team (5), Bergmann 2, Weaver 1, Linn 1, Powell 1, Opp (4). SBA/ATT - Powell (11-17), Keathley (4-6), Weaver (3-3), Linn (2-3), Steckline (0-1), Bergmann (1-1), Vore (0-1), Scheler (1-1), Shea (1-1), Segal (1-1), Murphy (0-1), Kemp (0-1).

2022 Cincinnati Baseball
Conference statistics for Cincinnati (as of May 15, 2022)
(Conference games only Sorted by Fielding pct)

Player	c	po	a	e	fld%	dp	sba	csb	sba%	pb	ci
15 Powell, Joe	154	136	18	0	1.000	2	11	6	.647	3	0
8 Merritt, Griffin	50	48	2	0	1.000	1	0	0	---	0	0
5 Scheler, Cam	15	12	3	0	1.000	0	1	0	1.000	1	0
31 Guidry, Kameron	13	6	7	0	1.000	2	0	0	---	0	0
18 Bergmann, Max	10	4	6	0	1.000	0	1	0	1.000	0	0
42 Linn, Conner	9	1	8	0	1.000	0	2	1	.667	0	0
2 Keathley, Beau	7	1	6	0	1.000	0	4	2	.667	0	0
11 Weaver, Tristan	3	0	3	0	1.000	0	3	0	1.000	0	0
35 Harker, Garrett	3	1	2	0	1.000	0	0	0	---	0	0
33 Hopewell, Chase	1	1	0	0	1.000	0	0	0	---	0	0
20 Murphy, Jackson	1	0	1	0	1.000	0	0	1	.000	0	0
6 Steckline, Ryan	1	1	0	0	1.000	0	0	1	.000	0	0
21 Smith, Boston	1	1	0	0	1.000	0	0	0	---	0	0
25 Nicholson, Ryan	175	165	9	1	.994	17	0	0	---	0	0
10 Harting, Cole	57	56	0	1	.982	0	0	0	---	0	0
32 Komistek, Paul	43	39	3	1	.977	0	0	0	---	0	0
14 Stapp, Wyatt	81	31	48	2	.975	12	0	0	---	0	0
26 Palmieri, Max	38	12	25	1	.974	5	0	0	---	0	0
16 Bremner, Dondrae	22	8	13	1	.955	2	0	0	---	0	0
9 Hansen, Jake	56	17	35	4	.929	7	0	0	---	0	0
3 Sponseller, JP	10	9	0	1	.900	0	0	0	---	0	0
28 Cross, Kerrington	51	9	36	6	.882	1	0	0	---	0	0
43 Segal, Zach	3	0	2	1	.667	0	1	0	1.000	0	0
24 McLaughlin, Sean	0	0	0	0	.000	0	0	0	---	0	0
38 Hegemann, Josh	0	0	0	0	.000	0	0	0	---	0	0
23 Vore, Ben	0	0	0	0	.000	0	0	1	.000	0	0
44 O'Connor, Tommy	0	0	0	0	.000	0	0	0	---	0	0
77 Shea, Alex	0	0	0	0	.000	0	1	0	1.000	0	0
0 Kemp, Evan	0	0	0	0	.000	0	0	1	.000	0	0
Totals	804	558	227	19	.976	18	12	7	.632	4	0
Opponents	770	557	188	25	.968	13	39	12	.765	8	0

Hitting minimums - 1 Games 75% of Games 3.0 TPA/Game
Pitching minimums - 1 Games 1.0 IP/Game

2022 Cincinnati Baseball
Game Results for Cincinnati (as of May 17, 2022)
(All games)

Date	Opponent	Score	Inns	Overall	Conference	Pitcher of record	Attend	Time
Feb 18, 2022	at FGCU	w 9-6	9	1-0-0	0-0-0	Weaver (W 1-0)	644	3:30
Feb 19, 2022	at FGCU-1	w 15-14	(11)	2-0-0	0-0-0	Murphy (W 1-0)	358	5:15
Feb 19, 2022	at FGCU-2	L 5-10	7	2-1-0	0-0-0	Shea (L 0-1)	502	2:48
Feb 20, 2022	at FGCU	L 8-16	9	2-2-0	0-0-0	Bradbury (L 0-1)	323	3:53
Feb 25, 2022	at North Alabama	L 2-5	9	2-3-0	0-0-0	Weaver (L 1-1)	186	3:00
Mar 02, 2022	OHIO STATE	w 5-4	9	3-3-0	0-0-0	Keathley (W 1-0)	2451	2:50
Mar 04, 2022	NORTHWESTERN	w 5-4	7	4-3-0	0-0-0	Weaver (W 2-1)	0	2:05
Mar 04, 2022	NORTHWESTERN-2	L 8-10	9	4-4-0	0-0-0	Bergmann (L 0-1)	850	3:20
Mar 05, 2022	NORTHWESTERN-1	w 4-2	7	5-4-0	0-0-0	Steckline (W 1-0)	2042	2:05
Mar 05, 2022	NORTHWESTERN-2	w 16-5	9	6-4-0	0-0-0	Linn (W 1-0)	1634	3:25
Mar 08, 2022	at Indiana	L 0-7	9	6-5-0	0-0-0	Shea (L 0-2)	1366	2:46
Mar 10, 2022	vs Michigan State	L 8-10	9	6-6-0	0-0-0	Murphy (L 1-1)	714	2:23
Mar 13, 2022	vs Western Carolina	L 6-8	9	6-7-0	0-0-0	Segal (L 0-1)	487	2:58
Mar 14, 2022	at USC Upstate	L 3-8	9	6-8-0	0-0-0	Harker (L 0-1)	168	2:41
Mar 15, 2022	at Wofford	L 1-8	9	6-9-0	0-0-0	Murphy (L 1-2)	137	2:35
Mar 18, 2022	SAINT JOSEPH'S	L 6-9	9	6-10-0	0-0-0	Weaver (L 2-2)	213	3:00
Mar 19, 2022	SAINT JOSEPH'S-1	w 7-6	7	7-10-0	0-0-0	Steckline (W 2-0)	350	2:20
Mar 19, 2022	SAINT JOSEPH'S-2	w 12-1	7	8-10-0	0-0-0	Keathley (W 2-0)	350	2:20
Mar 20, 2022	SAINT JOSEPH'S	w 18-9	9	9-10-0	0-0-0	Harker (W 1-1)	573	3:20
Mar 25, 2022	XAVIER	L 7-8	9	9-11-0	0-0-0	Weaver (L 2-3)	879	2:57
Mar 27, 2022	at Xavier	L 7-8	9	9-12-0	0-0-0	Shea (L 0-3)	548	3:13
Mar 28, 2022	at Xavier	L 5-6	9	9-13-0	0-0-0	Bergmann (L 0-2)	1203	3:26
Mar 30, 2022	XAVIER	L 6-10	9	9-14-0	0-0-0	Vore (L 0-1)	2382	3:30
* Apr 01, 2022	EAST CAROLINA	w 7-3	9	10-14-0	1-0-0	Linn (W 2-0)	361	3:00
* Apr 02, 2022	EAST CAROLINA	L 4-8	9	10-15-0	1-1-0	Keathley (L 2-1)	568	3:40
* Apr 03, 2022	EAST CAROLINA	L 10-12	9	10-16-0	1-2-0	Hopewell (L 0-1)	613	4:40
Apr 06, 2022	WRIGHT STATE	w 7-4	9	11-16-0	1-2-0	Murphy (W 2-2)	156	2:56
* Apr 08, 2022	HOUSTON	L 4-5	9	11-17-0	1-3-0	Linn (L 2-1)	201	2:45
* Apr 09, 2022	HOUSTON	w 13-3	7	12-17-0	2-3-0	Keathley (W 3-1)	289	2:30
* Apr 10, 2022	HOUSTON	w 9-6	9	13-17-0	3-3-0	Weaver (W 3-3)	614	3:05
Apr 12, 2022	at #3 Louisville	L 10-18	9	13-18-0	3-3-0	Segal (L 0-2)	1514	3:55
* Apr 14, 2022	at Wichita State	w 9-5	9	14-18-0	4-3-0	Linn (W 3-1)	1537	3:27
* Apr 15, 2022	at Wichita State	w 7-5	(14)	15-18-0	5-3-0	Harker (W 2-1)	1592	4:37
* Apr 16, 2022	at Wichita State	w 4-0	9	16-18-0	6-3-0	Weaver (W 4-3)	1615	2:45
Apr 20, 2022	INDIANA	L 4-11	9	16-19-0	6-3-0	Earls (L 0-1)	987	3:18
* Apr 22, 2022	SOUTH FLORIDA	L 9-10	9	16-20-0	6-4-0	Harker (L 2-2)	978	3:35
* Apr 23, 2022	SOUTH FLORIDA	w 13-2	7	17-20-0	7-4-0	Linn (W 4-1)	1017	2:30
* Apr 24, 2022	SOUTH FLORIDA	L 5-19	9	17-21-0	7-5-0	Weaver (L 4-4)	614	3:15
* Apr 29, 2022	at East Carolina	L 7-9	9	17-22-0	7-6-0	Keathley (L 3-2)	2736	3:14
* Apr 30, 2022	at East Carolina	L 3-4	9	17-23-0	7-7-0	Harker (L 2-3)	3482	2:51
* May 01, 2022	at East Carolina	L 3-6	9	17-24-0	7-8-0	Weaver (L 4-5)	2914	3:20
* May 06, 2022	at Tulane	w 3-2	(11)	18-24-0	8-8-0	Harker (W 3-3)	1532	3:56
* May 07, 2022	at Tulane	L 3-4	9	18-25-0	8-9-0	Linn (L 4-2)	1626	2:52
* May 08, 2022	at Tulane	w 8-7	9	19-25-0	9-9-0	Weaver (W 5-5)	1411	3:28
May 11, 2022	NORTHERN KENTUCKY	w 12-6	9	20-25-0	9-9-0	Steckline (W 3-0)	3125	4:05
* May 13, 2022	MEMPHIS	w 6-3	9	21-25-0	10-9-0	Keathley (W 4-2)	796	2:11
* May 14, 2022	MEMPHIS	L 3-7	9	21-26-0	10-10-0	Bergmann (L 0-3)	549	3:00
* May 15, 2022	MEMPHIS	L 1-13	7	21-27-0	10-11-0	Weaver (L 5-6)	1079	3:05
May 17, 2022	at Ohio State	L 3-5	9	21-28-0	10-11-0	Steckline (L 3-1)	1238	2:42

() extra inning game

2022 STATISTICS

2022 Cincinnati Baseball
Miscellaneous Stats for Cincinnati (as of May 17, 2022)
(All games)

Multiple Hit Games	2	3	4	5+	Total
8 Merritt, Griffin	13	3	1	-	17
32 Komistek, Paul	8	7	1	1	17
10 Harting, Cole	11	4	1	-	16
14 Stapp, Wyatt	13	1	-	-	14
15 Powell, Joe	13	1	-	-	14
25 Nicholson, Ryan	11	2	-	-	13
28 Cross, Kerrington	9	3	-	-	12
16 Bremner, Dondrae	5	-	-	-	5
3 Sponseller, JP	4	1	-	-	5
9 Hansen, Jake	3	2	-	-	5
31 Guidry, Kameron	3	-	-	-	3
26 Palmieri, Max	-	1	-	-	1
5 Scheler, Cam	1	-	-	-	1
TEAM	94	25	3	1	123

Multiple RBI Games	2	3	4	5+	Total
8 Merritt, Griffin	7	3	1	1	12
10 Harting, Cole	8	1	1	1	11
25 Nicholson, Ryan	9	2	-	-	11
15 Powell, Joe	8	2	-	-	10
28 Cross, Kerrington	7	2	-	-	9
32 Komistek, Paul	5	2	-	-	7
14 Stapp, Wyatt	3	3	-	-	6
3 Sponseller, JP	3	-	-	1	4
31 Guidry, Kameron	2	1	-	-	3
9 Hansen, Jake	2	1	-	-	3
5 Scheler, Cam	2	-	-	-	2
26 Palmieri, Max	1	-	-	-	1
TEAM	57	17	2	3	79

Hitting Streaks	Longest	Current
15 Powell, Joe	10	-
32 Komistek, Paul	9	-
25 Nicholson, Ryan	9	-
10 Harting, Cole	8	-
28 Cross, Kerrington	7	7
14 Stapp, Wyatt	7	5
8 Merritt, Griffin	7	-
3 Sponseller, JP	6	1
26 Palmieri, Max	5	-
16 Bremner, Dondrae	4	1
9 Hansen, Jake	3	-
5 Scheler, Cam	3	-
31 Guidry, Kameron	2	2
24 McLaughlin, Sean	2	-
21 Smith, Boston	2	-
4 Springer, Sean	1	1

Reached Base Streaks	Longest	Current
15 Powell, Joe	33	33
28 Cross, Kerrington	28	7
26 Palmieri, Max	15	-
32 Komistek, Paul	13	-
14 Stapp, Wyatt	12	10
8 Merritt, Griffin	12	-
25 Nicholson, Ryan	10	1
10 Harting, Cole	10	-
3 Sponseller, JP	6	1
9 Hansen, Jake	6	-
31 Guidry, Kameron	5	5
16 Bremner, Dondrae	5	5
5 Scheler, Cam	5	-
24 McLaughlin, Sean	3	-
21 Smith, Boston	2	-
38 Hegemann, Josh	1	-
4 Springer, Sean	1	1

2022 Cincinnati Baseball
Team Game-by-Game for Cincinnati (as of May 17, 2022)
Batting (All games)

Date	Opponent	ab	r	h	rbi	2b	3b	hr	tb	bb	ibb	sb	cs	hbp	sac	sf	gdp	k	po	a	e	lob	avg
Feb 18	at FGCU	41	9	13	7	1	1	2	22	5	0	0	1	0	0	1	0	10	27	8	1	11	.317
Feb 19	at FGCU	54	15	19	13	2	0	3	30	8	1	4	1	0	0	0	0	15	33	9	1	14	.337
Feb 19	at FGCU	30	5	8	3	2	0	2	16	0	0	0	0	0	0	0	0	9	18	5	1	4	.320
Feb 20	at FGCU	38	8	10	8	0	0	2	16	0	0	0	0	0	0	1	0	13	24	7	2	4	.307
Feb 25	at North Alabama	31	2	5	2	1	0	0	6	10	0	0	0	1	0	0	1	14	24	5	0	13	.284
Mar 02	OHIO STATE	33	5	8	4	2	0	3	19	3	0	1	1	0	0	0	0	9	27	8	1	6	.278
Mar 04	NORTHWESTERN	26	5	8	4	4	0	2	18	2	0	2	1	0	0	0	0	4	21	6	1	5	.281
Mar 04	NORTHWESTERN	38	8	12	8	3	0	1	18	5	0	0	0	2	0	0	0	13	27	5	2	10	.285
Mar 05	NORTHWESTERN	24	4	8	4	1	0	1	12	2	0	2	1	0	2	0	0	5	21	7	0	5	.289
Mar 05	NORTHWESTERN	37	16	15	16	2	0	4	29	9	0	2	1	0	2	1	1	9	27	9	0	9	.301
Mar 08	at Indiana	29	0	2	0	0	0	0	2	0	0	0	0	0	0	0	0	14	24	10	2	2	.283
Mar 10	vs Michigan State	37	8	9	8	5	0	2	20	6	0	3	0	1	0	0	0	9	26	7	2	9	.280
Mar 13	vs Western Carolina	37	6	12	6	2	1	2	22	5	0	0	0	0	0	1	1	8	24	8	2	10	.284
Mar 14	at USC Upstate	32	3	6	1	1	0	0	7	4	0	1	0	0	1	0	0	11	24	10	4	7	.277
Mar 15	at Wofford	30	1	4	1	0	0	1	7	0	0	0	0	0	0	0	0	13	24	15	2	2	.269
Mar 18	SAINT JOSEPH'S	34	6	10	5	1	1	2	19	4	0	3	1	0	1	1	1	5	27	11	1	7	.270
Mar 19	SAINT JOSEPH'S	28	7	11	6	1	0	1	15	4	0	1	1	1	1	0	0	5	21	6	1	8	.276
Mar 19	SAINT JOSEPH'S	29	12	11	10	3	2	0	18	8	0	1	0	2	0	0	3	8	21	5	3	9	.281
Mar 20	SAINT JOSEPH'S	40	18	18	15	5	0	3	32	11	0	1	0	2	0	0	2	5	27	10	0	11	.292
Mar 25	XAVIER	29	7	7	5	3	0	2	16	7	0	2	1	0	1	1	1	9	27	9	2	4	.290
Mar 27	at Xavier	33	7	9	7	0	2	1	16	8	0	1	0	0	1	2	0	12	24	7	1	10	.289
Mar 28	at Xavier	35	5	8	4	2	0	1	13	7	0	3	0	0	0	1	0	13	24	10	0	11	.286
Mar 30	XAVIER	36	6	9	6	2	0	2	17	8	0	0	1	1	0	0	0	11	27	10	0	12	.284
*Apr 01	EAST CAROLINA	30	7	6	5	3	0	1	12	5	0	0	1	0	0	0	0	12	27	11	0	4	.281
*Apr 02	EAST CAROLINA	38	4	12	4	1	0	0	13	2	0	1	0	0	0	0	0	8	27	13	0	9	.283
*Apr 03	EAST CAROLINA	38	10	13	10	5	0	2	24	7	1	3	0	1	1	0	0	9	27	13	1	10	.285
Apr 06	WRIGHT STATE	31	7	8	6	3	0	1	14	3	0	2	1	1	0	1	1	8	27	11	1	5	.284
*Apr 08	HOUSTON	34	4	8	4	2	1	1	15	2	0	0	0	1	0	0	1	8	27	10	2	6	.283
*Apr 09	HOUSTON	28	13	11	13	0	2	2	21	7	0	2	1	2	0	1	1	6	21	17	2	5	.286
*Apr 10	HOUSTON	29	9	7	6	2	0	0	9	6	0	1	2	2	1	0	0	7	27	10	0	5	.284
Apr 12	at Louisville	36	10	8	8	1	0	2	15	6	0	1	0	0	0	1	0	14	24	7	2	6	.282
*Apr 14	at Wichita State	38	9	11	9	2	0	2	19	6	0	3	1	0	0	0	0	14	27	11	0	8	.283
*Apr 15	at Wichita State	56	7	14	6	4	0	1	21	7	1	6	1	0	0	1	1	18	42	16	0	15	.281
*Apr 16	at Wichita State	33	4	10	4	2	0	1	15	6	0	4	1	0	0	0	2	7	27	18	0	8	.282
Apr 20	INDIANA	34	4	8	4	1	1	2	17	7	0	1	1	1	0	0	0	7	27	10	3	11	.280
*Apr 22	SOUTH FLORIDA	36	9	11	9	3	0	2	20	7	0	1	3	1	0	1	0	7	27	12	1	9	.281
*Apr 23	SOUTH FLORIDA	27	13	10	12	0	0	4	22	7	0	1	1	0	0	0	0	4	21	8	2	3	.283
*Apr 24	SOUTH FLORIDA	35	5	6	4	2	1	0	10	2	0	0	0	1	0	1	0	12	27	8	0	7	.280
*Apr 29	at East Carolina	40	7	13	7	2	0	3	24	1	0	2	0	0	0	0	0	10	24	7	3	7	.281
*Apr 30	at East Carolina	31	3	5	3	1	0	0	6	1	0	2	1	1	0	0	0	13	24	7	2	3	.279
*May 01	at East Carolina	32	3	8	1	1	0	0	9	7	0	3	0	0	0	1	0	10	24	6	1	10	.278
*May 06	at Tulane	36	3	5	2	0	0	0	5	7	1	3	0	0	1	0	1	14	33	13	2	8	.274
*May 07	at Tulane	36	3	9	3	2	0	1	14	2	0	2	0	0	1	0	0	6	24	6	0	9	.274
*May 08	at Tulane	37	8	13	8	3	0	4	28	3	0	2	0	0	0	2	1	7	27	7	1	7	.276
May 11	NORTHERN KENTUCK	39	12	14	11	3	0	3	26	11	0	4	0	1	0	1	0	9	27	11	1	16	.278
*May 13	MEMPHIS	31	6	8	6	2	1	2	18	3	0	2	0	0	0	0	0	7	27	14	0	4	.277
*May 14	MEMPHIS	33	3	9	3	1	0	1	13	4	0	1	0	1	1	0	0	10	27	11	1	9	.277
*May 15	MEMPHIS	25	1	5	1	0	0	0	5	4	0	0	0	1	0	0	1	6	21	9	1	8	.276
May 17	at Ohio State	32	3	5	3	0	0	3	14	3	0	0	0	0	0	0	0	16	24	16	2	5	.274
Totals		1676	330	459	295	89	13	75	799	242	4	74	24	24	14	19	19	473	1256	469	57	380	.274

2022 Cincinnati Baseball
Team Game-by-Game for Cincinnati (as of May 17, 2022)
Pitching (All games)

Date	Opponent	ip	h	r	er	bb	so	2b	3b	hr	wp	bk	hbp	dp	ibb	score	w-l	sv	era
Feb 18	at FGCU	9.0	4	6	6	6	10	1	0	3	0	0	2	1	0	9-6	1-0	0	6.00
Feb 19	at FGCU	11.0	13	14	13	12	15	3	0	0	3	1	4	2	0	15-14	2-0	1	8.55
Feb 19	at FGCU	6.0	7	10	5	8	6	1	1	0	2	0	1	0	0	5-10	2-1	1	8.31
Feb 20	at FGCU	8.0	17	16	15	9	7	3	0	0	4	0	6	0	0	8-16	2-2	1	10.32
Feb 25	at North Alabama	8.0	12	5	5	2	12	5	0	0	1	0	0	0	0	2-5	2-3	1	9.43
Mar 02	OHIO STATE	9.0	6	4	2	5	9	1	0	1	0	0	2	1	0	5-4	3-3	1	8.12
Mar 04	NORTHWESTERN	7.0	6	4	4	2	6	2	0	0	0	0	0	0	0	5-4	4-3	1	7.76
Mar 04	NORTHWESTERN	9.0	14	10	7	3	8	6	0	1	1	0	0	0	0	8-10	4-4	1	7.66
Mar 05	NORTHWESTERN	7.0	6	2	2	2	6	1	0	1	0	0	1	1	0	4-2	5-4	1	7.18
Mar 05	NORTHWESTERN	9.0	9	5	5	8	8	4	0	1	2	0	1	0	0	16-5	6-4	1	6.94
Mar 08	at Indiana	8.0	5	7	7	9	6	0	0	2	1	0	1	0	0	0-7	6-5	1	7.02
Mar 10	vs Michigan State	8.2	12	10	6	6	10	2	1	2	0	0	1	0	0	8-10	6-6	1	6.95
Mar 13	vs Western Carolina	8.0	11	8	6	2	7	2	0	1	0	0	4	1	0	6-8	6-7	1	6.94
Mar 14	at USC Upstate	8.0	9	8	5	5	2	1	1	0	1	0	0	0	0	3-8	6-8	1	6.85
Mar 15	at Wofford	8.0	9	8	5	4	5	4	0	1	1	0	2	2	1	1-8	6-9	1	6.77
Mar 18	SAINT JOSEPH'S	9.0	14	9	8	3	7	2	1	3	1	0	1	0	0	6-9	6-10	1	6.85
Mar 19	SAINT JOSEPH'S	7.0	8	6	5	6	5	3	0	0	0	0	1	0	1	7-6	7-10	1	6.83
Mar 19	SAINT JOSEPH'S	7.0	5	1	0	1	12	1	0	0	0	0	0	1	0	12-1	8-10	1	6.50
Mar 20	SAINT JOSEPH'S	9.0	12	9	9	5	8	4	1	1	0	0	2	1	0	18-9	9-10	1	6.65
Mar 25	XAVIER	9.0	10	8	8	6	7	3	0	2	0	0	0	1	0	7-8	9-11	1	6.72
Mar 27	at Xavier	8.0	11	8	7	1	9	2	0	2	0	0	1	0	0	7-8	9-12	1	6.78
Mar 28	at Xavier	8.0	11	6	6	5	7	1	2	0	1	1	3	0	0	5-6	9-13	1	6.77
Mar 30	XAVIER	9.0	12	10	10	7	6	1	0	2	2	0	2	0	0	6-10	9-14	1	6.93
*Apr 01	EAST CAROLINA	9.0	8	3	3	3	6	0	0	2	0	0	0	1	0	7-3	10-14	1	6.75
*Apr 02	EAST CAROLINA	9.0	12	8	8	6	8	4	0	2	1	0	1	0	0	4-8	10-15	1	6.80
*Apr 03	EAST CAROLINA	9.0	18	12	11	4	5	5	1	0	2	1	3	1	0	10-12	10-16	1	6.98
Apr 06	WRIGHT STATE	9.0	5	4	4	5	9	2	1	0	1	0	2	2	0	7-4	11-16	2	6.86
*Apr 08	HOUSTON	9.0	10	5	4	1	14	4	0	1	0	1	1	0	0	4-5	11-17	2	6.75
*Apr 09	HOUSTON	7.0	6	3	1	3	6	1	0	0	0	0	0	1	0	13-3	12-17	2	6.59
*Apr 10	HOUSTON	9.0	8	6	6	5	7	2	0	2	0	0	2	2	0	9-6	13-17	3	6.57
Apr 12	at Louisville	8.0	13	18	16	12	4	2	0	4	2	1	2	1	0	10-18	13-18	3	6.92
*Apr 14	at Wichita State	9.0	15	5	5	2	10	4	0	1	0	0	2	2	0	9-5	14-18	4	6.86
*Apr 15	at Wichita State	14.0	9	5	5	9	11	0	0	1	1	0	3	2	0	7-5	15-18	5	6.68
*Apr 16	at Wichita State	9.0	2	0	0	6	3	0	0	0	0	0	1	2	0	4-0	16-18	5	6.47
Apr 20	INDIANA	9.0	9	11	7	9	6	2	0	3	0	0	2	2	0	4-11	16-19	5	6.49
*Apr 22	SOUTH FLORIDA	9.0	13	10	9	2	9	4	1	0	0	1	1	0	0	9-10	16-20	5	6.56
*Apr 23	SOUTH FLORIDA	7.0	4	2	0	5	4	1	0	0	0	1	0	1	0	13-2	17-20	5	6.41
*Apr 24	SOUTH FLORIDA	9.0	21	19	19	4	5	4	0	2	0	0	3	0	0	5-19	17-21	5	6.76
*Apr 29	at East Carolina	8.0	12	9	8	3	6	0	0	1	0	0	2	2	0	7-9	17-22	5	6.82
*Apr 30	at East Carolina	8.0	6	4	1	1	7	4	0	0	0	0	0	0	0	3-4	17-23	5	6.68
*May 01	at East Carolina	8.0	9	6	6	4	9	1	0	2	0	0	0	1	0	3-6	17-24	5	6.69
*May 06	at Tulane	11.0	9	2	1	2	11	0	0	0	1	0	1	0	0	3-2	18-24	5	6.51
*May 07	at Tulane	8.0	7	4	4	3	10	2	0	2	0	0	1	1	0	3-4	18-25	5	6.46
*May 08	at Tulane	9.0	15	7	7	3	5	2	0	1	3	0	2	0	0	8-7	19-25	6	6.48
May 11	NORTHERN KENTUCK	9.0	9	6	6	6	9	2	0	1	4	0	2	0	0	12-6	20-25	6	6.46
*May 13	MEMPHIS	9.0	8	3	3	1	7	2	0	0	0	0	1	2	0	6-3	21-25	6	6.39
*May 14	MEMPHIS	9.0	11	7	7	3	5	3	0	1	0	0	0	0	0	3-7	21-26	6	6.40
*May 15	MEMPHIS	7.0	13	13	13	10	3	4	0	1	2	0	2	0	0	1-13	21-27	6	6.57
May 17	at Ohio State	8.0	7	5	4	7	6	5	0	1	2	0	2	1	0	3-5	21-28	6	6.54
Totals		418.2	482	351	304	236	363	113	10	51	39	7	71	35	2	330-351	21-28	6	6.54

**2022 Cincinnati Baseball
Games Summary for Cincinnati (as of May 17, 2022)
(All games)**

Score by innings	1	2	3	4	5	6	7	8	9	EX	Total
Cincinnati	45	32	44	47	45	39	32	29	13	4	330
Opponents	48	25	52	44	39	35	46	16	46	0	351

Record when ...

Overall	21-28	After 6 leading	17-3
Conference	10-11 trailing	3-20
Non-Conference	11-17 tied	1-5
Home games	14-12	After 7 leading	12-2
Away games	7-14 trailing	2-22
Neutral site	0-2 tied	1-2
Day games	17-22	After 8 leading	12-2
Night games	4-6 trailing	0-22
vs Left starter	5-6 tied	3-2
vs Right starter	16-22		
1-Run games	6-7	Hit 0 home runs	3-8
2-Run games	2-6	... 1 home run	6-7
5+Run games	6-9	... 2+ home runs	12-13
Extra innings	3-0		
Shutouts	1-1	Opponent 0 home runs	10-8
	 1 home run	8-8
Scoring 0-2 runs	0-4 2+ HRs	3-12
..... 3-5 runs	5-12		
..... 6-9 runs	9-10	Made 0 errors	9-6
..... 10+ runs	7-2	... 1 error	8-8
		... 2+ errors	4-14
Opponent 0-2 runs	5-0		
..... 3-5 runs	9-5	Opp. made 0 errors	6-11
..... 6-9 runs	6-12 1 error	3-11
..... 10+ runs	1-11 2+ errors	12-6
Scored in 1st inning	12-9	Out-hit opponent	15-4
Opp. scored in 1st	8-10	Out-hit by opponent	5-23
Scores first	12-10	Hits are tied	1-1
Opp. scores first	9-18		

Record when team scores:

Runs	0	1	2	3	4	5	6	7	8	9	10+
W-L	0-1	0-2	0-1	1-6	2-3	2-3	1-3	4-3	1-3	3-1	7-2

Record when opponent scores:

Runs	0	1	2	3	4	5	6	7	8	9	10+
W-L	1-0	1-0	3-0	3-0	3-2	3-3	4-2	1-2	0-6	1-2	1-11

Record when leading after:

Inn.	1	2	3	4	5	6	7	8
W-L	11-6	14-6	14-4	15-6	17-7	17-3	12-2	12-2

Record when trailing after:

Inn.	1	2	3	4	5	6	7	8
W-L	5-8	3-15	5-20	4-21	2-18	3-20	2-22	0-22

Record when tied after:

Inn.	1	2	3	4	5	6	7	8
W-L	5-14	4-7	2-4	2-1	2-3	1-5	1-2	3-2

Current losing streak: 3
 Longest winning streak: 3
 Longest losing streak: 6

Home attendance : 23671 (26 dates avg = 910)
 Away attendance : 27833 (23 dates avg = 1210)
 Total attendance: 51504 (49 dates avg = 1051)

**2022 Cincinnati Baseball
Season Game Highs for Cincinnati (as of May 17, 2022)
(All games)**

TEAM GAME HIGHS

Batting

At bats:	56	-	at Wichita State (Apr 15, 2022)
Runs scored:	18	-	vs Saint Joseph's (Mar 20, 2022)
Hits:	19	-	at FGCU (Feb 19, 2022)
RBIs:	16	-	vs Northwestern (Mar 05, 2022)
Doubles:	5	-	vs Michigan State (Mar 10, 2022 at Greenville, SC)
	5	-	vs Saint Joseph's (Mar 20, 2022)
	5	-	vs East Carolina (Apr 03, 2022)
Triples:	2	-	vs Saint Joseph's (Mar 19, 2022)
	2	-	at Xavier (Mar 27, 2022)
	2	-	vs Houston (Apr 09, 2022)
Home runs:	4	-	vs Northwestern (Mar 05, 2022)
	4	-	vs South Florida (Apr 23, 2022)
	4	-	at Tulane (May 08, 2022)
Total bases:	32	-	vs Saint Joseph's (Mar 20, 2022)
Walks:	11	-	vs Saint Joseph's (Mar 20, 2022)
	11	-	vs Northern Kentucky (May 11, 2022)
Strikeouts:	18	-	at Wichita State (Apr 15, 2022)
Sac hits:	2	-	vs Northwestern (Mar 05, 2022)
	2	-	vs Northwestern (Mar 05, 2022)
Sac flies:	2	-	at Xavier (Mar 27, 2022)
	2	-	at Tulane (May 08, 2022)
Stolen bases:	6	-	at Wichita State (Apr 15, 2022)
Hit by pitch:	2	-	(5 times)
Caught stealing:	3	-	vs South Florida (Apr 22, 2022)
Runners LOB:	16	-	vs Northern Kentucky (May 11, 2022)
Hit into DP:	3	-	vs Saint Joseph's (Mar 19, 2022)

Fielding

Putouts:	42	-	at Wichita State (Apr 15, 2022)
Assists:	18	-	at Wichita State (Apr 16, 2022)
Errors:	4	-	at USC Upstate (Mar 14, 2022)
Passed balls:	2	-	at FGCU (Feb 19, 2022)
	2	-	vs Northwestern (Mar 04, 2022)
DPs turned:	2	-	(10 times)

Pitching

Innings pitched:	14.0	-	at Wichita State (Apr 15, 2022)
Runs allowed:	19	-	vs South Florida (Apr 24, 2022)
Earned runs:	19	-	vs South Florida (Apr 24, 2022)
Walks allowed:	12	-	at FGCU (Feb 19, 2022)
	12	-	at Louisville (Apr 12, 2022)
Strikeouts:	15	-	at FGCU (Feb 19, 2022)
Hits allowed:	21	-	vs South Florida (Apr 24, 2022)
Doubles allowed:	6	-	vs Northwestern (Mar 04, 2022)
Triples allowed:	2	-	at Xavier (Mar 28, 2022)
Homers allowed:	4	-	at Louisville (Apr 12, 2022)
Wild pitches:	4	-	at FGCU (Feb 20, 2022)
	4	-	vs Northern Kentucky (May 11, 2022)

2022 Cincinnati Baseball
Season Game Highs for Cincinnati (as of May 17, 2022)
(All games)

INDIVIDUAL GAME HIGHS

Batting

At bats:	7	- (4 times)
Runs scored:	4	- Komistek, Paul at FGCU (Feb 19, 2022)
	4	- Sponseller, JP vs Northwestern (Mar 05, 2022)
Hits:	5	- Komistek, Paul at FGCU (Feb 19, 2022)
RBIs:	7	- Sponseller, JP vs Northwestern (Mar 05, 2022)
Doubles:	2	- (8 times)
Triples:	2	- Cross, Kerrington vs Saint Joseph's (Mar 19, 2022)
Home runs:	3	- Sponseller, JP vs Northwestern (Mar 05, 2022)
Total bases:	12	- Sponseller, JP vs Northwestern (Mar 05, 2022)
Walks:	3	- (7 times)
Strikeouts:	4	- (7 times)
Sac hits:	1	- (14 times)
Sac flies:	1	- (19 times)
Stolen bases:	2	- (6 times)
Hit by pitch:	1	- (24 times)
Caught stealing:	1	- (24 times)
Runners LOB:	6	- Cross, Kerrington vs Northern Kentucky (May 11, 2022)

Fielding

Putouts:	16	- Nicholson, Ryan at Wichita State (Apr 16, 2022)
Assists:	7	- Stapp, Wyatt vs Saint Joseph's (Mar 20, 2022)
	7	- Hansen, Jake at Wichita State (Apr 15, 2022)
	7	- Stapp, Wyatt vs Memphis (May 13, 2022)
Errors:	2	- (4 times)
Passed balls:	2	- Smith, Boston at FGCU (Feb 19, 2022)
	2	- Scheler, Cam vs Northwestern (Mar 04, 2022)

Pitching

Innings pitched:	9.0	- Keathley, Beau vs Memphis (May 13, 2022)
Runs allowed:	7	- Shea, Alex at FGCU (Feb 19, 2022)
	7	- Keathley, Beau at East Carolina (Apr 29, 2022)
Earned runs:	6	- Segal, Zach vs East Carolina (Apr 03, 2022)
	6	- Keathley, Beau at East Carolina (Apr 29, 2022)
Walks allowed:	5	- Harker, Garrett at FGCU (Feb 19, 2022)
	5	- Shea, Alex at FGCU (Feb 19, 2022)
	5	- Segal, Zach vs Saint Joseph's (Mar 19, 2022)
Strikeouts:	12	- Keathley, Beau vs Saint Joseph's (Mar 19, 2022)
Hits allowed:	10	- Keathley, Beau at East Carolina (Apr 29, 2022)
Doubles allowed:	4	- Weaver, Tristan at North Alabama (Feb 25, 2022)
	4	- Linn, Conner vs Northwestern (Mar 05, 2022)
Triples allowed:	1	- (10 times)
Homers allowed:	2	- (6 times)
Wild pitches:	2	- (4 times)
Hit batters:	3	- Steckline, Ryan at FGCU (Feb 20, 2022)
	3	- Segal, Zach vs Western Carolina (Mar 13, 2022 at Greenville, S.C.)
	3	- Keathley, Beau at Wichita State (Apr 15, 2022)

2022 STATISTICS

2022 Cincinnati Baseball Batting Leaders for Cincinnati (as of May 17, 2022) (All games)

Hitting minimums - 1 Games 75% of Games 3.0 TPA/Game
Pitching minimums - 1 Games 1.0 IP/Game

Batting avg		Slugging pct		On base pct	
1. 15 Powell, Joe	.333	1. 8 Merritt, Griffin	.693	1. 15 Powell, Joe	.429
2. 32 Komistek, Paul	.323	2. 15 Powell, Joe	.587	2. 32 Komistek, Paul	.419
3. 14 Stapp, Wyatt	.317	3. 28 Cross, Kerrington	.517	3. 28 Cross, Kerrington	.400
4. 8 Merritt, Griffin	.307	4. 32 Komistek, Paul	.508	4. 14 Stapp, Wyatt	.390
5. 28 Cross, Kerrington	.299	5. 25 Nicholson, Ryan	.494	5. 8 Merritt, Griffin	.374
Runs scored		Hits		Runs batted in	
1. 10 Harting, Cole	46	1. 32 Komistek, Paul	63	1. 8 Merritt, Griffin	47
2. 28 Cross, Kerrington	41	2. 10 Harting, Cole	54	2. 10 Harting, Cole	39
32 Komistek, Paul	41	8 Merritt, Griffin	54	3. 25 Nicholson, Ryan	35
4. 8 Merritt, Griffin	38	4. 28 Cross, Kerrington	52	4. 28 Cross, Kerrington	27
25 Nicholson, Ryan	38	5. 25 Nicholson, Ryan	47	32 Komistek, Paul	27
Doubles		Triples		Home runs	
1. 8 Merritt, Griffin	15	1. 28 Cross, Kerrington	5	1. 8 Merritt, Griffin	17
2. 15 Powell, Joe	12	2. 15 Powell, Joe	4	2. 25 Nicholson, Ryan	10
3. 25 Nicholson, Ryan	11	3. 10 Harting, Cole	2	3. 32 Komistek, Paul	8
4. 32 Komistek, Paul	10	4. 8 Merritt, Griffin	1	10 Harting, Cole	8
5. 2 tied at.....	7	32 Komistek, Paul	1	5. 2 tied at.....	7
Total bases		Walks		Hit by pitch	
1. 8 Merritt, Griffin	122	1. 32 Komistek, Paul	29	1. 25 Nicholson, Ryan	4
2. 32 Komistek, Paul	99	2. 28 Cross, Kerrington	27	2. 28 Cross, Kerrington	3
3. 28 Cross, Kerrington	90	3 Sponseller, JP	27	9 Hansen, Jake	3
4. 25 Nicholson, Ryan	88	4. 10 Harting, Cole	24	32 Komistek, Paul	3
10 Harting, Cole	88	5. 15 Powell, Joe	22	5. 3 tied at.....	2
Sac bunts		Sac flies		Stolen bases	
1. 28 Cross, Kerrington	4	1. 25 Nicholson, Ryan	5	1. 28 Cross, Kerrington	17
2. 26 Palmieri, Max	3	2. 10 Harting, Cole	4	2. 10 Harting, Cole	11
3. 25 Nicholson, Ryan	2	3. 8 Merritt, Griffin	2	3. 32 Komistek, Paul	8
16 Bremner, Dondrae	2	14 Stapp, Wyatt	2	25 Nicholson, Ryan	8
5. 3 tied at.....	1	5. 6 tied at.....	1	5. 3 tied at.....	6
Caught stealing		Steal attempts		Stolen base pct	
1. 10 Harting, Cole	6	1. 28 Cross, Kerrington	23	1. 3 Sponseller, JP	1.000
28 Cross, Kerrington	6	2. 10 Harting, Cole	17	2. 32 Komistek, Paul	.889
3. 8 Merritt, Griffin	2	3. 25 Nicholson, Ryan	10	3. 14 Stapp, Wyatt	.857
15 Powell, Joe	2	4. 32 Komistek, Paul	9	4. 25 Nicholson, Ryan	.800
25 Nicholson, Ryan	2	5. 8 Merritt, Griffin	8	5. 8 Merritt, Griffin	.750
Strikeouts		Grounded into DP		Total plate appearances	
1. 10 Harting, Cole	55	1. 9 Hansen, Jake	4	1. 32 Komistek, Paul	228
2. 8 Merritt, Griffin	53	2. 25 Nicholson, Ryan	3	2. 10 Harting, Cole	216
3. 28 Cross, Kerrington	49	8 Merritt, Griffin	3	3. 28 Cross, Kerrington	209
4. 32 Komistek, Paul	48	4. 4 tied at.....	2	4. 25 Nicholson, Ryan	208
5. 15 Powell, Joe	37			5. 8 Merritt, Griffin	198
At bats		Games played		Game starts	
1. 32 Komistek, Paul	195	1. 32 Komistek, Paul	49	1. 32 Komistek, Paul	49
2. 10 Harting, Cole	187	2. 10 Harting, Cole	48	2. 10 Harting, Cole	48
3. 25 Nicholson, Ryan	178	3. 25 Nicholson, Ryan	47	3. 25 Nicholson, Ryan	47
4. 8 Merritt, Griffin	176	28 Cross, Kerrington	47	4. 8 Merritt, Griffin	45
5. 28 Cross, Kerrington	174	5. 8 Merritt, Griffin	46	28 Cross, Kerrington	45
Games as sub					
1. 38 Hegemann, Josh	14				
2. 24 McLaughlin, Sean	10				
3. 26 Palmieri, Max	9				
4. 5 Scheler, Cam	8				
5. 9 Hansen, Jake	7				

**2022 Cincinnati Baseball
Pitching Leaders for Cincinnati (as of May 17, 2022)
(All games)**

Hitting minimums - 1 Games 75% of Games 3.0 TPA/Game
Pitching minimums - 1 Games 1.0 IP/Game

Earned run avg		Opposing bat avg		Won-loss pct	
1. 2 Keathley, Beau 4.85		1. 2 Keathley, Beau .273		1. 2 Keathley, Beau .667	
Wins		Losses		Saves	
1. 11 Weaver, Tristan 5		1. 11 Weaver, Tristan 6		1. 6 Steckline, Ryan 2	
2. 2 Keathley, Beau 4		2. 77 Shea, Alex 3		2. 43 Segal, Zach 1	
42 Linn, Conner 4		35 Harker, Garrett 3		35 Harker, Garrett 1	
4. 6 Steckline, Ryan 3		18 Bergmann, Max 3		18 Bergmann, Max 1	
35 Harker, Garrett 3		5. 4 tied at..... 2		33 Hopewell, Chase 1	
Innings pitched		Batters struck out		Appearances	
1. 2 Keathley, Beau 72.1		1. 2 Keathley, Beau 80		1. 18 Bergmann, Max 20	
		2. 11 Weaver, Tristan 43		20 Murphy, Jackson 20	
		3. 18 Bergmann, Max 42		3. 6 Steckline, Ryan 18	
		4. 42 Linn, Conner 38		4. 43 Segal, Zach 15	
		5. 6 Steckline, Ryan 30		5. 2 tied at..... 14	
Games started		Games finished		Games in relief	
1. 11 Weaver, Tristan 11		1. 6 Steckline, Ryan 9		1. 20 Murphy, Jackson 20	
2. 2 Keathley, Beau 9		2. 35 Harker, Garrett 7		18 Bergmann, Max 20	
42 Linn, Conner 9		20 Murphy, Jackson 7		3. 6 Steckline, Ryan 18	
4. 43 Segal, Zach 6		4. 18 Bergmann, Max 6		4. 33 Hopewell, Chase 13	
5. 35 Harker, Garrett 5		5. 43 Segal, Zach 4		5. 0 Kemp, Evan 11	
Wild pitches		Balks		Hit batters	
1. 77 Shea, Alex 5		1. 43 Segal, Zach 2		1. 2 Keathley, Beau 12	
0 Kemp, Evan 5		42 Linn, Conner 2		43 Segal, Zach 12	
35 Harker, Garrett 5		3. 6 Steckline, Ryan 1		3. 11 Weaver, Tristan 7	
4. 3 tied at... 4		35 Harker, Garrett 1		18 Bergmann, Max 7	
		18 Bergmann, Max 1		5. 77 Shea, Alex 6	
Intentional BB allowed		Runners picked off		Batters SO out looking	
1. 6 Steckline, Ryan 2		1. 18 Bergmann, Max 3		1. 2 Keathley, Beau 19	
		2. 15 Powell, Joe 2		2. 42 Linn, Conner 10	
		5 Scheler, Cam 2		3. 6 Steckline, Ryan 9	
		4. 4 tied at..... 1		11 Weaver, Tristan 9	
				5. 18 Bergmann, Max 8	
Sac bunts allowed		Sac flies allowed		Hits allowed	
1. 77 Shea, Alex 3		1. 35 Harker, Garrett 4		1. 2 Keathley, Beau 78	
18 Bergmann, Max 3		2. 2 Keathley, Beau 3			
42 Linn, Conner 3		3. 6 tied at..... 2			
4. 3 tied at.... 2					
Runs allowed		Earned runs allowed		Walks allowed	
1. 2 Keathley, Beau 47		1. 2 Keathley, Beau 39		1. 2 Keathley, Beau 26	
Doubles allowed		Triples allowed		Home runs allowed	
1. 2 Keathley, Beau 11		1. 2 Keathley, Beau 1		1. 2 Keathley, Beau 4	

2022 STATISTICS

**2022 Cincinnati Baseball
Fielding Leaders for Cincinnati (as of May 17, 2022)
(All games)**

Hitting minimums - 1 Games 75% of Games
Pitching minimums - 1 Games 1.0 IP/Game

Fielding pct		Chances		Putouts	
1. 15 Powell, Joe	1.000	1. 25 Nicholson, Ryan	376	1. 25 Nicholson, Ryan	357
2. 25 Nicholson, Ryan	.997	2. 15 Powell, Joe	271	2. 15 Powell, Joe	244
3. 8 Merritt, Griffin	.988	3. 28 Cross, Kerrington	136	3. 10 Harting, Cole	123
4. 32 Komistek, Paul	.978	4. 14 Stapp, Wyatt	127	4. 5 Scheler, Cam	105
5. 14 Stapp, Wyatt	.976	5. 10 Harting, Cole	126	5. 32 Komistek, Paul	87
Assists		Errors		Fielding double plays	
1. 14 Stapp, Wyatt	85	1. 28 Cross, Kerrington	15	1. 25 Nicholson, Ryan	31
2. 28 Cross, Kerrington	83	2. 9 Hansen, Jake	9	2. 9 Hansen, Jake	19
3. 9 Hansen, Jake	64	3. 16 Bremner, Dondrae	4	3. 14 Stapp, Wyatt	15
4. 26 Palmieri, Max	44	4. 3 tied at.....	3	4. 26 Palmieri, Max	11
5. 16 Bremner, Dondrae	41			5. 2 tied at.....	6
Stolen bases against		Caught stealing by		Steal attempts against	
1. 15 Powell, Joe	26	1. 15 Powell, Joe	12	1. 15 Powell, Joe	38
2. 5 Scheler, Cam	15	2. 5 Scheler, Cam	6	2. 5 Scheler, Cam	21
3. 23 Vore, Ben	6	3. 18 Bergmann, Max	4	3. 23 Vore, Ben	9
2 Keathley, Beau	6	4. 3 tied at...	3	2 Keathley, Beau	9
5. 11 Weaver, Tristan	5			5. 18 Bergmann, Max	8
Passed balls		Catchers interference			
1. 5 Scheler, Cam	5				
2. 15 Powell, Joe	4				
3. 21 Smith, Boston	2				

NCAA Statistics

Cincinnati - 2021-22 Baseball Ranking Summary thru games 05/17/2022

Statistic	National Rank	Conference Rank	Value	National Leader	Value	Conference Leader	Value
Base on Balls (293 ranked)	63	2	242	Charlotte	344	South Fla.	250
Batting Average (293 ranked)	156	4	0.274	UNLV	0.334	Houston	0.284
Double Plays (293 ranked)	103	5	35	Baylor	58	Tulane	47
Double Plays Per Game (293 ranked)	99	4	0.71	Baylor	1.18	Tulane	0.89
Doubles (293 ranked)	143	5	89	UNLV	137	Tulane	119
Doubles Per Game (293 ranked)	146	4	1.82	UNLV	2.58	Tulane	2.25
Earned Run Average (293 ranked)	223	8	6.54	Tennessee	2.32	UCF	3.97
Fielding Percentage (293 ranked)	158	7	0.968	Oregon St.	0.989	Houston	0.983
Hit Batters (292 ranked)	49	1	71	Ark.-Pine Bluff	118	Cincinnati	71
Hit by Pitch (293 ranked)	292	8	24	Purdue	108	South Fla.	76
Hits (293 ranked)	154	6	459	UNLV	675	Houston	504
Hits Allowed Per Nine Innings (293 ranked)	204	8	10.36	Tennessee	6.05	UCF	8.29
Home Runs (293 ranked)	31	1	75	Tennessee	126	Cincinnati	75
Home Runs Per Game (293 ranked)	26	1	1.53	Tennessee	2.38	Cincinnati	1.53
On Base Percentage (293 ranked)	162	3	0.370	Texas Southern	0.438	UCF	0.378
Runs (293 ranked)	121	5	330	UNLV	505	Tulane	352
Sacrifice Bunts (292 ranked)	185	4	14	Jackson St.	62	East Carolina	40
Sacrifice Flies (293 ranked)	149	6	19	Sacramento St.	41	East Carolina	30
Scoring (293 ranked)	117	1	6.7	Texas Southern	9.7	Cincinnati	6.7
Shutouts (155 ranked)	155	6	1	Vanderbilt	10	UCF	6
Slugging Percentage (293 ranked)	53	1	0.477	Tennessee	0.605	Cincinnati	0.477
Stolen Bases (293 ranked)	51	3	74	Texas Southern	207	UCF	94
Stolen Bases Per Game (293 ranked)	56	2	1.51	Texas Southern	4.31	UCF	1.81
Strikeout-to-Walk Ratio (293 ranked)	230	8	1.54	Tennessee	4.48	East Carolina	2.88
Strikeouts Per Nine Innings (293 ranked)	208	8	7.8	Florida St.	12.2	East Carolina	9.8
Triple Plays (1 ranked)			4 teams tied		1		
Triples (291 ranked)	72	1	13	Texas Southern	26	Cincinnati	13
Triples Per Game (293 ranked)	76	1	0.27	Dartmouth	0.56	Cincinnati	0.27
WHIP (293 ranked)	220	8	1.71	Tennessee	0.94	East Carolina	1.30
WL Pct (293 ranked)	204	7	0.429	Tennessee	0.868	East Carolina	0.660
Walks Allowed Per Nine Innings (293 ranked)	224	8	5.07	Tennessee	2.43	East Carolina	3.42

Statistic	Player	National Rank	Conference Rank	Value	National Leader	Value	Conference Leader	Value
Base on Balls (142 ranked)					Blake Robertson, Oklahoma	60	Drew Brutcher, South Fla.	35
Base on Balls Per Game (149 ranked)	J.P. Sponseller	140	1	0.71	Blake Robertson, Oklahoma	1.20	J.P. Sponseller, Cincinnati	0.71
Batting Average (250 ranked)					Ivan Melendez, Texas	0.421	Ethan Groff, Tulane	0.404
Complete Games (57 ranked)	Beau Keathley Tristan Weaver	14 57	1 2	2 1	Noah Covington, UMES	6	Beau Keathley, Cincinnati	2
Doubles (118 ranked)					Matt Kirk, Eastern Mich. Joey Walls, UNLV	25 25	Jacob Compton, Memphis	16
Doubles Per Game (144 ranked)					Ethan O'Donnell, Northwestern	0.55	Ethan Groff, Tulane	0.37
Earned Run Average (200 ranked)					William Privette, Col. of Charleston	0.69	Carter Spivey, East Carolina	2.47
Games Started (17 ranked)					Campbell Ellis, VCU	17	Nathan MEDRANO, Houston	14
Hit Batters (116 ranked)	Beau Keathley Zach Segal	75 75	2 2	12 12	Damon Elarton, Ark.-Pine Bluff	29	Nathan MEDRANO, Houston	13
Hit By Pitch Per Game (146 ranked)					Rhett Rosevear, Southeastern La.	0.59	Brandon Burckel, Houston	0.31
Hit by Pitch (145 ranked)					Rhett Rosevear, Southeastern La.	30	Andrew Sundean, UCF	17
Hits (138 ranked)					Rylan CHARLES, UNLV	94	Carmine Lane, South Fla.	73
Hits Allowed Per Nine Innings (147 ranked)					Cameron Foster, McNeese	4.38	Landon Gartman, Memphis	5.96
Hits Per Game (143 ranked)					Dom Toso, Richmond	1.88	Ethan Groff, Tulane	1.49
Home Runs (114 ranked)	Griffin Merritt	28	1	17	Ivan Melendez, Texas	26	Griffin Merritt, Cincinnati	17
Home Runs Per Game (150 ranked)	Griffin Merritt	21	1	0.37	Ivan Melendez, Texas	0.51	Griffin Merritt, Cincinnati	0.37
On Base Percentage (150 ranked)					Michael Carico, Davidson	0.567	Ethan Groff, Tulane	0.503
Pitching Appearances (137 ranked)					Shawn Rapp, North Carolina	36	Garrett Saylor, East Carolina	30
Runs (141 ranked)					Taylor Young, Louisiana Tech	75		
Runs Batted In (131 ranked)					Carlos Contreras, Sam Houston	88	Jacob Compton, Memphis Carmine Lane, South Fla.	50 50
Runs Batted In Per Game (149 ranked)	Griffin Merritt	141	1	1.02	Carlos Contreras, Sam Houston	1.73	Griffin Merritt, Cincinnati	1.02
Runs Per Game (150 ranked)					Taylor Young, Louisiana Tech	1.42	Ethan Groff, Tulane	1.20
Sacrifice Bunts (148 ranked)					Tilo Skole, The Citadel	18	Lane Hoover, East Carolina	9
Sacrifice Bunts Per Game (150 ranked)					Cameron Tissue, South Alabama	0.36	Andrew Stewart, Wichita St.	0.17
Sacrifice Flies (63 ranked)	Ryan Nicholson	63	2	5	Steven Moretto, Sacramento St.	11	Bryson Worrell, East Carolina	6
Saves (557 ranked)	Ryan Steckline Chase Hopewell Zach Segal Max Bergmann	320 557 557 557	11 17 17 17	2 1 1 1	Tristan Stivors, Texas St.	15	Ben Sears, Houston	12
Slugging Percentage (250 ranked)	Griffin Merritt Joe Powell	38 243	2 5	0.693 0.587	Ivan Melendez, Texas	0.942	Ethan Groff, Tulane	0.709
Stolen Bases (142 ranked)	Kerrington Cross	123	2	17	Johnathon Thomas, Texas Southern	57	Gephry Pena, UCF	24
Stolen Bases Per Game (148 ranked)	Kerrington Cross	127	4	0.36	Johnathon Thomas, Texas Southern	1.19	Gephry Pena, UCF	0.46
Strikeout-to-Walk Ratio (150 ranked)					Nate Mitchell, Navy	15.50	Ben Sears, Houston	5.38
Strikeouts (148 ranked)	Beau Keathley	90	4	80	Parker Messick, Florida St.	132	Orion Kerker, South Fla.	84
Strikeouts Per Nine Innings (150 ranked)					Cooper Hjerpe, Oregon St.	14.42	Garrett Saylor, East Carolina	12.18
Total Bases (145 ranked)	Griffin Merritt	94	2	122	Ivan Melendez, Texas	179	Brock Rodden, Wichita St.	125
Toughest to Strike Out (150 ranked)					Jacob Wilson, Grand Canyon	35.0	Lane Hoover, East Carolina	12.4
Triples (114 ranked)	Kerrington Cross Joe Powell	17 50	1 2	5 4	Zach Cole, Ball St. Gabe Vasquez, Texas Southern	8 8	Kerrington Cross, Cincinnati	5
Triples Per Game (141 ranked)	Kerrington Cross Joe Powell	30 40	1 2	0.11 0.10	Zach Cole, Ball St.	0.17	Kerrington Cross, Cincinnati	0.11
Victories (113 ranked)					Ryan Ramsey, Maryland Thomas Harrington, Campbell	10 10	Grant Siegel, Tulane	7
WHIP (150 ranked)					Chase Dollander, Tennessee	0.76	Ben Sears, Houston	0.97
Walks Allowed Per Nine Innings (150 ranked)					Nate Mitchell, Navy	0.37	Ben Sears, Houston	1.25