

2022-23 GAME NOTES

2022-23 SCHEDULE

OVERALL: 5-3
CONFERENCE (AAC): | NON-CONFERENCE: 5-3
HOME: 2-1 | AWAY: 2-1 | NEUTRAL: 1-1

DATE	OPPONENT	TV	TIME/RESULT
NOVEMBER [4-3; HOME: 2-1, ROAD: 1-1, NEUTRAL: 1-1]			
2	WITTENBERG (EXH.)		W, 91-45
7	at Louisville	ACCN	L, 68-87
10	TENNESSEE TECH	ESPN+	W, 68-57
13	RADFORD	ESPN+	W, 62-53
16	TOLEDO	ESPN+	L, 71-74 [OT]
21	at Lindenwood	ESPN+	W, 71-60
25	vs. UT Arlington^	FloHoops	W, 72-58
26	vs. Charlotte^	FloHoops	L, 58-59
DECEMBER [1-0; ROAD: 1-0]			
1	at North Carolina A&T	FloHoops	W, 78-73
4	UIC	ESPN+	3 p.m.
9	at Xavier	FloSports	7 p.m.
13	at Ohio	ESPN+	7 p.m.
18	SOUTHERN INDIANA	ESPN+	2 p.m.
21	at Northern Kentucky	ESPN+	6 p.m.
30	at Wichita State*	ESPN+	7 p.m.
JANUARY			
7	TEMPLE*	ESPN+	2 p.m.
10	at SMU*	ESPN+	8 p.m.
14	MEMPHIS*	ESPN+	2 p.m.
18	at East Carolina*	ESPN+	6 p.m.
25	HOUSTON*	ESPN+	7 p.m.
28	WICHITA STATE*	ESPN+	2 p.m.
FEBRUARY			
1	at Tulsa*	ESPN+	7:30 p.m.
4	at Tulane*	ESPN+	3 p.m.
8	UCF*	ESPN+	7 p.m.
11	at Temple*	ESPN+	2 p.m.
15	EAST CAROLINA*	ESPN+	7 p.m.
18	TULANE*	ESPN+	2 p.m.
22	at Memphis*	ESPN+	8 p.m.
25	at UCF*	ESPN+	2 p.m.
MARCH			
1	SOUTH FLORIDA*	ESPN+	7 p.m.
6-9	at AAC Tournament@	ESPN+	TBD

All times Eastern. Home games in **BOLD CAPS**, played in Fifth Third Arena (1989-Present)

* - American Athletic Conference game
^ - Daytona Beach Invitational, played in Daytona Beach, Fla. at Ocean Arena
@ - 2022 American Athletic Women's Basketball Championship, played in Fort Worth, Texas at Dickies Arena

FOLLOW THE BEARCATS

TV: ESPN+
Play-by-Play..... Anthony Mazzini
Analyst..... AB Stocks
Online WatchESPN.com

LIVE STATS: Cincinnati.StatBroadcast.com
WEBSITE: GoBearcats.com

SOCIAL MEDIA

Twitter/Instagram.....@GoBearcatsWBB
Facebook..... Cincinnati Bearcats Women's Basketball
Hashtag.....#CHOICES | #BBEFFECT

ATHLETIC COMMUNICATIONS

Women's Basketball SID Nate Jarrett
Cell [850] 499-7586
Email jarretne@ucmail.uc.edu

CINCINNATI WOMENS BASKETBALL

GAME NINE: VS. UIC | FIFTH THIRD ARENA | SUNDAY, DECEMBER 4 | 3 P.M. ET

CINCINNATI BEARCATS

RECORD 5-3, 0-0 AAC
HEAD COACH Michelle Clark-Heard
RECORD AT UC 70-57 (5th Season)
OVERALL RECORD 248-137 (13th Season)
LEADING SCORER Mya Jackson (15.0)
LEADING REBOUNDER Jillian Hayes (8.8)
LEADING ASSISTS Mya Jackson (4.1)
LEADING MINUTES Mya Jackson (37.2)



ILLINOIS CHICAGO FLAMES

RECORD 7-1, 0-0 MVC
HEAD COACH Ashleen Bracey
RECORD AT UIC 7-1 (1st Season)
OVERALL RECORD Same
LEADING SCORER Josie Filer (13.4)
LEADING REBOUNDER Jaida McCloud (6.6)
LEADING ASSISTS Kristian Young (3.9)
LEADING MINUTES Josie Filer (32.1)



CINCINNATI RETURNS HOME AFTER ROAD STINT TO FACE ILLINOIS-CHICAGO

- Cincinnati returns home following four straight games on the road to host Illinois Chicago in the second game of a doubleheader on Sunday inside Fifth Third Arena at 3 p.m. ET.
- Cincinnati leads the all-time series, 2-0. This is the first meeting since a home-away in 1995 and 1996. The Bearcats won the last meeting 82-71 at home on Feb. 25, 1996.
- Cincinnati is 31-20 in regular season non-conference games and 43-22 at home, 2-1 this season under head coach Michelle Clark-Heard.
- Cincinnati is averaging 67.0 points and limiting opponents to 61.3 points per game at home this season, a +5.7 differential.
- This is the first Missouri Valley Conference opponent that the Bearcats have faced under Clark-Heard.
- Cincinnati will play in the second game of the doubleheader with the men's team, the third of four home doubleheaders on the schedule. The Bearcats have won both of the doubleheader games this season, defeating Tennessee Tech and Radford.
- Head coach Michelle Clark-Heard is two wins shy from 250 for her career. She would be one of two coaches in program history to amass 250 career wins.






LAST TIME OUT - NORTH CAROLINA A&T

- Cincinnati earned a tough 78-73 road win at North Carolina A&T inside Corbett Sports Center on Thursday night.
- Cincinnati shot a season-high 51.9 percent on 27-52 from the field in the win, including 57.7 percent in the first half. It is the best field-goal percentage since the Bearcats shot 53.7 in a 76-61 win at East Carolina on Feb. 24, 2021.
- The Bearcats are now 18-0 when shooting at or above 50.0 percent from the field under Clark-Heard.
- Cincinnati started the game with a 8-0 run before North Carolina A&T scored their first point at the 7:12 mark. The Bearcats used an 7-0 spurt over 1:58 in the fourth quarter to pull away and secure the road win.
- Cincinnati scored a season-high 78 points, including 40 in the first half at North Carolina A&T.
- The Bearcats totaled a season-high 16 assists, the most since a 71-58 home win over Memphis on Feb. 23, 2022.
- Junior guard Jillian Hayes and senior guard Mya Jackson each scored a team-high 16 points, while Hayes added a team-high nine rebounds and Jackson turned in a career-high six assists.
- Junior forward/center Malea Williams added a double digit scoring effort off the bench, finishing with 11 points and three rebounds. Sophomore guard Braylyn Milton added 11 of her own as four Bearcats scored in double figures for the third time this season, second straight game.
- Senior guard Mya Jackson extended her total to eight straight games in double figures to open the season. The streak is the most since Imari Thomas did so in 10 straight games in 2020-21.
- Cincinnati led for 25:13 minutes in the win. The Bearcats have held the lead for an average of 32:13 minutes per game and for least 25 total minutes of action in all five wins.
- Cincinnati turned in 26 points off 21 Aggie turnovers.

JILLIAN HAYES AND MYA JACKSON - DYNAMIC DUO

- Junior guard Jillian Hayes and senior guard Mya Jackson have combined for 29.5 points, 12.6 rebounds and 6.1 assists per game through the first eight contests.
- Either Hayes or Jackson has led the Bearcats in scoring in six of eight games; the pair are the only Bearcats to start every game.
- Jackson has finished in double figures in each of her first eight contests since transferring from Seton Hall to Cincinnati. Jackson is averaging a team-high 15.0 points, 4.1 assists, and 3.8 rebounds in 38.1 minutes per game.
- Hayes is averaging 14.5 points, a team-high 8.8 rebounds, and 2.0 assists in 29.5 minutes per game through the first eight contests. She has recorded three double-doubles on the season.

PROJECTED STARTING LINEUP (BASED OFF NORTH CAROLINA A&T)

				
23	4	20	11	42
MYA JACKSON Wilmington, Ohio G	BRAYLYN MILTON Charlotte, N.C. G	JILLIAN HAYES Cincinnati, Ohio G	TAZIAH JENKS Louisville, Ky. F	CLARISSA CRAIG Cincinnati, Ohio F/C
Minutes - 37.2	Minutes - 30.3	Minutes - 29.5	Minutes - 9.6	Minutes - 15.4
Points - 15.0	Points - 8.7	Points - 14.5	Points - 2.0	Points - 5.6
Assists - 4.1	Rebounds - 4.3	Rebounds - 8.8	Field Goal % - 33.3	Rebounds - 2.4
Rebounds - 3.8	Three-Point% - 47.1	Assists - 2.0	Three-Point % - 50.0	Field Goal % - 43.3

NOTING ILLINOIS CHICAGO

- The Illinois Chicago Flames are 7-1, 0-0 MVC in their first season under head coach Ashleen Bracey. The team has won four straight and are 2-0 on the road this season.
- UIC ranks first in the Missouri Valley Conference in scoring defense, limiting opponents to 54.9 points per game. The Flames are scoring 59.9 points per game.
- UIC is rank second in the conference in field goal percentage (46.3) and three-point field goal percentage (36.4), while holding their opponents to a conference-best 24.6 percent from behind the arc.
- The Flames are led by graduate student forward Josie Filer, who is averaging 13.4 points and 5.9 rebounds on 59.7 percent from the field in 32.1 minutes per game.

JILLIAN HAYES NAMED TO AMERICAN ATHLETIC CONFERENCE HONOR ROLL ON NOV. 28

- Junior guard Jillian Hayes was named to the American Athletic Conference Weekly Honor Roll after averaging a double-double in the three games last week, posting 15.3 points, 10.3 rebounds and 2.3 assists in 32.2 minutes per contest.
- Hayes is averaging 14.5 points, a team-high 8.8 rebounds, 2.0 assists, 1.5 blocks and 1.5 steals in 29.5 minutes per game through the first eight contests. She has scored in double figures in seven straight games and led the team in scoring in five contests, including the last four.
- Her 70 rebounds ranks 39th in the nation and second in the conference, while her 8.8 rebounds per game ranks 68th nationally and fifth in the conference as of Dec. 3.
- After an 0-9 performance in 18 minutes at Louisville, Hayes has nearly averaged a double-double, increasing her averages to 16.1 points, 9.6 rebounds and 2.3 assists in 31.2 minutes per game over the last seven contests.
- As of Dec. 3, 16 players in the AAC have recorded a double-double and Jillian Hayes is one of five players who have recorded at least three. The three double-doubles by Hayes is tied for 31st nationally.
- Hayes earned her six career double-double and third of the season with 16 points and a career-high 14 rebounds vs. UT Arlington on Nov. 25.
- Hayes' 14 rebounds against UT Arlington was the most by a Bearcat this season and the most since Arame Niang recorded 16 vs. Temple on Feb. 3, 2021.
- Hayes recorded her fifth career 20-plus point game vs. Toledo on Nov. 16, scoring 21 points on 8-13 from the field with a team-high eight rebounds.

MYA JACKSON LEADING AT POINT

- Senior guard Mya Jackson has finished in double figures in each of the first eight contests since transferring from Seton Hall to Cincinnati.
- The eight straight games in double figures is the most since I'Imari Thomas did so in 10 straight games in 2020-21.
- Jackson recorded a career-high six assists to one turnovers in the win at North Carolina A&T on Dec. 1.
- Jackson is averaging a team-high 15.0 points, 4.1 assists, and 3.8 rebounds on 42.5 percent from the field in 37.2 minutes per game.
- As of Dec. 3, the 37.2 minutes per game ranks first in the conference and 16th in the nation.
- Jackson tied career-high in both free throws made and attempts at North Carolina A&T on Dec. 1.
- Jackson played all 45 minutes in the 71-74 (OT) loss to Toledo on Nov. 16. The 45 minutes played are the most by a Bearcat since Akira Levy totaled 48 minutes in a 87-77 (2OT) win over North Carolina A&T on Dec. 19, 2021. She is the first Bearcat to play every minute of the game since IImari Thomas played all 40 minutes vs. South Florida on Dec. 22, 2020.
- Jackson ranks fourth in conference with 33 total assists and third with 4.1 assists per game. She has led the Bearcats in assists in six of the first eight games.
- Jackson ranks fifth in the conference with an 80.0 percent free-throw percentage as of Dec. 3.

OFF THE BENCH

- Cincinnati has recorded 174 points, 21.8 points per game off its bench and is 5-1 when outscoring their opponent in bench points this season.
- Cincinnati received a season-high 29 points from its bench in their last win at North Carolina A&T on Dec. 1.
- The Bearcats have received at least 20 points from its bench in seven of eight games.
- The Bearcats have had five double digit scoring efforts off its bench this season - Clarissa Craig (3), Malea Williams (1) and A'riel Jackson (1).
- Cincinnati is outscoring their opponents 174-125 in bench points this season, including 99-42 over the last four games.
- Senior guard Caitlyn Wilson is leading the team with 7.3 points per game off the bench (started less than half the games).

WHAT IS THE HALFTIME SPEECH

- Cincinnati is outscoring their opponents 155-140 in the third quarter and 281-264 in the second half through the first eight games.
- Cincinnati has outscored five of eight opponents in the third quarter, including a season-best 29-20 third quarter vs. Radford on Nov. 13. Cincinnati has outscored five of eight opponents in the second half.

FORCING MISTAKES

- Cincinnati forced 21 turnovers in their win at North Carolina A&T on Dec. 1.
- The Bearcats scored a season-high 30 points off 24 forced turnovers at Lindenwood on Nov. 21, which is tied, also had 30 at Memphis on Feb. 10, 2021, for the most points off turnovers under Clark-Heard.
- Cincinnati averages 17.1 turnovers forced per game, which ranks fifth in the AAC. The Bearcats average 19.6 turnovers forced in the their five wins.
- The Bearcats have won the points of turnovers margin in all five of their victories this season, averaging a +10.0 point advantage in those games.

IT'S A BLOCK PARTY, EVERYONE'S INVITED

- Cincinnati has recorded 4.6 blocks per game, which ranks first in the conference and 50th in the nation as of Dec. 3.
- Junior forward/center Malea Williams tied a career-high four blocks against UT Arlington at the Daytona Beach Invitational on Nov. 25, which is the most by a Bearcat this season and ties the most since Arame Niang recorded six against Memphis on Mar. 8, 2021.
- Jillian Hayes (1.5) and Malea Williams (1.4) both rank in the top-five in the conference in blocks per game. Hayes' 1.5 blocks per game also ranks 74th nationally.
- The Bearcats are 3-1 this season when they record five or more blocks in a game, while four Bearcats have recorded at least one multi-block game this season.

CAREER 20-PLUS POINT GAMES

MYA JACKSON (8, 1 AT CINCINNATI, 7 AT SETON HALL*)

vs. Toledo	11/16/22	24 points
at Xavier*	3/1/22	20 points
at Xavier*	2/24/21	21 points
at Providence*	1/3/21	20 points
vs. Albany*	12/13/20	22 points
vs. Wagner*	12/11/20	27 points
at Xavier*	12/31/19	25 points
vs. UConn*	12/5/19	21 points

JILLIAN HAYES (5)

vs. Toledo	11/16/22	21 points
at Tulane	2/13/22	21 points
vs. Wichita State	1/13/22	21 points
vs. Central Michigan	12/1/21	23 points
at Temple	1/13/21	20 points

CAITLYN WILSON (4)

at Tulsa	2/27/21	20 points
at Memphis	2/10/21	20 points
at Tulane	2/7/21	20 points
vs. Temple	2/3/21	23 points

BRAYLYN MILTON (1)

at Louisville	11/7/22	28 points
---------------	---------	-----------

CAREER DOUBLE-DOUBLES

JILLIAN HAYES (5)

vs. UT Arlington	11/25/22	16 points, 14 rebounds
vs. Lindenwood	11/21/22	18 points, 10 rebounds
vs. Radford	11/13/22	11 points, 10 rebounds
vs. Tulsa	1/29/22	14 points, 11 rebounds
at Temple	1/26/22	16 points, 10 rebounds
vs. Wichita State	1/13/22	21 points, 11 rebounds

START STRONG, FINISH STRONGER

- Cincinnati shot a season-high 57.7 percent from the field in the first half in their win at North Carolina A&T.
- In addition to the second half success, Cincinnati has led at half in all five wins this season, averaging an +7.6 advantage at the break in wins.
- Cincinnati has led at half in six of eight games this season.
- The Bearcats have held the lead for an average of 32:13 minutes per game in their five wins this season.
- Cincinnati has outscored their opponents 422-376 after the first quarter.

FROM THE LINE

- Despite shooting 65.4 percent on 17-26 from the line at North Carolina A&T on Dec. 1, Cincinnati made 8 of their last nine free throws, 10 of their last 12 to secure the 78-73 road win. Cincinnati attempted a season-high 26 free throws in the win.
- Cincinnati finished a season-best 18-23 for 78.3 percent from the free throw line in their last game at Lindenwood on Nov. 21.
- The 78.3 percent is the best since the Bearcats shot 91.6% [11-12] from the line at Tulane on Feb. 13, 2022.
- Cincinnati ranks 55th nationally and third in the conference with 21.0 free throw attempts per game and 67th nationally and third in the conference with 14.3 made per game as of Dec. 3.
- Jillian Hayes ranks 34th nationally, first in the conference with 47 free throw attempts this season. She also ranks first with 28 made [28-47] as of Dec. 3.
- Cincinnati is shooting 60-85 for 70.6 percent from the line over the last four games.
- Clarissa Craig is leading the team with a 82.6 [19-23] free throw percentage, while Mya Jackson is converting on the 80.0 percent on 24-30.

TONS OF GAMES, TONS OF OPTIONS

- Cincinnati has seven different combinations of starting lineups in the first eight games. The only repeat starting lineup (Mya Jackson, Braylyn Milton, Jillian Hayes, Jada Scott, Jadyn Scott) occurred in the two Daytona Beach Invitational games.
- Three different Bearcats have recorded a game of 20-plus points, while seven different have posted at least one of 10-plus points.
- Four different Bearcats led the team in scoring through the first eight games, including Jillian Hayes who has done it five times.
- Eight different players led Cincinnati in scoring in 28 games in 2021-22.

ON THE RUN

- Cincinnati has produced 13 runs of 7-0 this season, with a season-best 14-0 run in the second quarter vs. Tennessee Tech on Nov. 10.
- Cincinnati opened the game with an 8-0 run at North Carolina A&T before closing using a 7-0 spurt 1:58 seconds of action in the fourth quarter to pull away from the Aggies on Dec. 1.
- The Bearcats used two 8-0 runs, the last over the final 1:48 of the game to secure a win vs. UT Arlington on Nov. 25.

APPROACHING MILESTONES

- Senior guard Caitlyn Wilson hits three threes at North Carolina A&T on Dec. 1 to improve to ninth in program history with 127 three-point field goals made. She is 19 threes behind Madinah Slaise's 146 for eighth.
- Head coach Michelle Clark-Heard is 248-137 all-time as a head coach and is two wins shy of 250 for her career.
- She would become one of two coaches in program history to amass 250 career wins.
- Senior guard Mya Jackson stands at 920 career points and is only 80 points shy of 1,000.

OUT ON THE BREAK

- The Bearcats are 5-0 when outscoring their opponents in fastbreak points this season.
- Cincinnati has scored double-digit fastbreak points four of their all five wins this season with a season-high 15 points coming in a win at Lindenwood on Nov. 21.
- The 15 fast break points are the most since the

Bearcats recorded 21 at Houston on Jan. 19, 2021.

ADDING JENKS BACK TO THE FOLD

- After missing the four games with a hand fracture, Jenks saw action in the two games at the Daytona Beach Invitational before starting at North Carolina A&T on Dec. 1.
- Jenks scored the Bearcats first four points against the Aggies, finishing with six points and two steals.
- After transferring from West Virginia, redshirt sophomore forward Taziah Jenks tore her ACL in a road game against Ohio State on Nov. 27, 2021. She was averaging 7.5 points, 3.2 rebounds and 1.3 assists per game in 19.7 minutes before the injury.
- Jenks started in her first game back from the ACL injury in the season opener at No. 7/5 Louisville on Nov. 7.

DANGEROUS FROM BEHIND THE ARC

- Cincinnati is converting on 38-109 for 34.9 percent from three-point range through the first eight games, which ranks fourth in the AAC and 65th nationally as on Dec. 3. Braylyn Milton is leading the team with a 47.1 three-point percentage at 8-17. (min. two made)
- Milton is one of four Bearcats who are converting on at least 40.0 percent from behind the arc through the first eight games. Taziah Jenks is 1-2 for 50.0 percent, Caitlyn Wilson is shooting 17-41 for 41.5 percent and Dais'Ja Trotter is connecting on 4-10 for also 40.0 percent.
- Cincinnati shot 9-13 [69.2 percent] from three in the season opener at Louisville, the best mark under Clark-Heard. Cincinnati improved to 13-2 when shooting above 50.0 percent from three under Clark-Heard.
- The Bearcats added Mya Jackson in the offseason from Seton Hall, who ranked eighth in the BIG EAST with a .373 three-point percentage last season, marking her third straight season converting on at least .370 percent from behind the arc.
- The Bearcats have four players on their roster with at least a 32.0 career three-point percentage - Milton - 40.3, Jackson - 38.3, Jenks - 36.4, Wilson - 32.6. (min. one season played)

DOUBLE TROUBLE

- Cincinnati has a set of twins - Jada and Jadyn Scott - who are one of 16 sets of twins on a Division I women's basketball roster.
- The Bearcats will play UIC on Dec. 4, who has a set of twins in Keona Schenck and Kennady Schenck.
- Jadyn Scott has started six of the Bearcats' first eight games, averaging 2.9 points and 2.4 rebounds in 14.4 minutes per game.
- Jada Scott has started four of the last five games, averaging 3.3 points and 2.5 rebounds in 16.5 minutes per game.

BIG OPENING NIGHT FOR BRAYLYN MILTON

- Sophomore guard Braylyn Milton erupted for a career-high and game-high 28 points on 9-12 from the field, 5-5 from behind the arc in the season opener against No. 7/5 Louisville on Nov. 7.
- The 28 points by Milton ties the most individual points against Louisville since Notre Dame's Jessica Shepard had 30 against the ACC Women's Tournament Final on Mar. 10, 2019.
- It is the most points scored by a Bearcat since Ilmar'i Thomas totaled 30 in the American Athletic Conference First Round against Memphis on Mar. 8, 2021. It is also the most points in a season opener since Ilmar'i Thomas had 34 against Northern Kentucky on Nov. 25, 2020.

A LOT OF PRODUCTION BACK

- Despite losing five players from last year's roster, the Bearcats return a lot of production.
- | | |
|--------------------|-------------------------------|
| Points returning | 66.2 percent [1,109 of 1,674] |
| Rebounds returning | 76.6 percent [758 of 990] |
| Assists returning | 52.0 percent [208 of 400] |
| Blocks returning | 66.2 percent [90 of 136] |
| Steals returning | 63.2 percent [144 of 228] |
| Minutes returning | 68.4 percent [3,831 of 5,602] |
- Cincinnati welcomes back 38.3 points, 26.1 rebounds and 7.0 assists per game.
 - The Bearcats return four players that started double-

digit games in 2021-22. (Jillian Hayes - 28, Caitlyn Wilson - 21, Braylyn Milton - 14, Jadyn Scott - 12). The four players have made a combined 111 starts at Cincinnati. (Jillian Hayes - 48, Caitlyn Wilson - 32, Jadyn Scott - 17, Braylyn Milton - 14).

- Cincinnati welcomes in the addition of Mya Jackson, who started 33 of 34 games last season at Seton Hall and made 59 career starts over three seasons with the Pirates.
- Nine of the 10 returners have made a start and combine to have made 137 starts at Cincinnati. (Jillian Hayes - 48, Caitlyn Wilson - 32, Jadyn Scott - 17, Braylyn Milton - 14, Jada Scott - 13, Sofia Gritzali - 7, Malea Williams - 3, Taziah Jenks - 2, Clarissa Craig - 1).

JILLIAN HAYES NAMED TO PRESEASON SECOND-TEAM; CINCINNATI PREDICTED NINTH IN THE AMERICAN

- Junior guard Jillian Hayes was named to the American Athletic Conference Preseason All-Conference Second Team on Oct. 12.
- The Cincinnati native was the only Bearcat to start all 28 games last season, averaging 11.5 points, 6.8 rebounds and 2.8 assists in 31.2 minutes per game. Hayes led the team in points, rebounds, steals and blocks, ranking second in the conference with 2.2 steals, seventh with 1.4 blocks and tenth in rebounds per game. She finished in double figures in 16 games, including 10 conference contests, and recorded a career-high 23 points on 9-15 from the field against Central Michigan on Dec. 1.
- Hayes improved her per game scoring average by 3.9 points, rebounding average by 1.5 rebounds, and her free throw percentage from 57.5 to 70.1 as a sophomore after being named to the AAC All-Freshman Team in 2020-21.
- Hayes' averages increased to 7.0 rebounds and 12.1 points per game in AAC play, first and second compared to conference sophomores, respectively.
- Cincinnati was selected to finish ninth in conference, while South Florida was chosen as the predicted favorite for the second straight season with nine first place votes.

NEW FACES IN THE MIX

- Cincinnati welcomes in the addition of three newcomers, transfers Mya Jackson and Dais'Ja Trotter and freshman A'riel Jackson.

DAIS'JA TROTTER

- Trotter comes to Cincinnati from Rend Lake College, where she was named the Great Rivers Athletic Conference and NJCAA Region XXIV Player of the Year after leading the NJCAA in points per game, total points and field goals made. She finished as Rend Lake College's all-time leading scorer with 1,474 points, breaking a nearly four-decade record established in 1983. She was also named a Second-Team NJCAA All-American, in addition to earning All-Region and All-Conference honors after starting 29 of 30 games and averaging 24.4 points, 10.3 rebounds, and 2.3 assists per game in 2021-22. She was named an honorable mention NJCAA All-American in 2020-21. Her #10 Rend Lake jersey is on display at the Women's Basketball Hall of Fame Ring of Honor in Knoxville, Tenn.

MYA JACKSON

- Jackson comes to Cincinnati after three seasons at Seton Hall. In 2021-22, she started 33 of 34 games averaging 9.0 points, 2.9 rebounds and 1.3 assists in 32.0 minutes per game. She ranked eighth in the BIG EAST with a .373 three-point percentage, her third straight season converting on at least .370 percent from behind the arc. She was heavily recruited by Clark-Heard coming out of high school before choosing Seton Hall.

A'RIEL JACKSON

- Jackson comes to Cincinnati from Bishop Loughlin Memorial High School, where she named to the McDonald's All-American East Nominee List and was 1,000-point scorer. Jackson was ranked 79th nationally, 16th-ranked shooting guard by Preferred Athlete Scouting Service and 108th nationally by the All-Star Girls Report. Her mother, Kym Hampton, was the number four overall pick in the inaugural 1997 WNBA Draft and played three seasons for the New York Liberty as part of a 15-year professional career, where she was voted the starting center in the inaugural WNBA All-Star Game.

CHALLENGING SCHEDULE AHEAD

- Cincinnati is set to face three opponents who were ranked or receiving votes in the Associated Press' preseason top 25 poll, opening the season at No. 7 Louisville before facing UCF (RV) twice and South Florida (RV) once in conference action.
- Cincinnati plays five opponents - Louisville, South Florida, UCF, UT Arlington and Charlotte - who made the NCAA Tournament last season.

ALL IN THE FAMILY**JILLIAN HAYES**

- Her father, Jonathan, was a former NFL player with the Kansas City Chiefs (1985-1993) and Pittsburgh Steelers (1994-1996), assistant coach with the Cincinnati Bengals (2003-18) and recent head coach for the NFL's St. Louis BattleHawks (2020); mother, Kristi, was the 1995 Missouri Valley Conference Women's Basketball Player of the Year at Drake; and brother, Jaxson, played at Texas and was the eighth overall pick in the 2019 NBA Draft by the Atlanta Hawks, currently playing for the New Orleans Pelicans.

A'RIEL JACKSON

- Her Mother, Kym Hampton, was the number four overall pick in the inaugural 1997 WNBA Draft and played three seasons for the New York Liberty as part of a 15-year professional career, where she was voted the starting center in the inaugural WNBA All-Star Game.

JADA/JADYN SCOTT

- One of 15 sets of twins on a Division I Women's Basketball roster, their brother, Tre Scott, played for Cincinnati men's basketball from 2016-20, earning 2020 AAC Defensive Player of the Year honors.

RECRUITING CLOSE TALENT

- The roster features six players within a 100-mile radius, including Jillian Hayes and Clarissa Craig from Cincinnati.

Clarissa Craig - Cincinnati, Ohio (Roger Bacon High School)

Jillian Hayes - Cincinnati, Ohio (Loveland High School)

Mya Jackson - Wilmington, Ohio (Wilmington High School/Seton Hall)

Dais'Ja Trotter - Louisville, Ky. (Seneca High School/Rend Lake College)

Taziah Jenks - Louisville, Ky. (Mercy Academy/West Virginia)

Malea Williams - Georgetown, Ky. (Scott County High School/Louisville)

PROGRAM ADDS THREE NEW ASSISTANT COACHES

- Cincinnati welcomes in the addition of three new assistant coaches, Bridgette Gordon, Myia Johnson and Devrinn Paul.

BRIDGETTE GORDON

- Gordon comes to Cincinnati after stints at Kansas State, SMU, Tennessee, Wichita State, Georgia State, WNBA and Stetson. Gordon is a 2007 Women's Basketball Hall of Fame inductee, won a 1988 Olympic Gold Medal in Seoul, two-time NCAA National Champion under Pat Summitt in 1987 and 1989, the first two national championships in program history. As a player at Tennessee, Gordon was named NCAA Final Four MVP, SEC Female Athlete of the Year, SEC Player of the Year (senior season) and a two-time All-American. She led the Lady Vols to their first two national championships and four straight Final Fours. Gordon finished her college career as the all-time leader in points (2,462) and steals (336) for the Lady Vols and remains second in both categories.

MYIA JOHNSON

- Johnson comes to Cincinnati after stints at Penn State, Wisconsin, Ohio State and South Florida.. Johnson was a four-year letter winner for Hall of Fame head coach C. Vivian Stringer at Rutgers from 2006-10, appearing in two Sweet 16s, an Elite Eight and the 2007 National Championship game and was the co-captain of 2009-10 team.

DEVRIINN PAUL

- Paul comes to Cincinnati after serving as a coaching consulting for the last six years and a three-year stint at Marshall. Prior to serving as an assistant coach at Marshall, Paul served as a video coordinator under Walz at Louisville for three seasons (2009-12.) He was part of the program's first NCAA Final Four appearance in 2009.

- The captains for the 2022-23 season are junior guard Jillian Hayes, senior guard Mya Jackson and senior forward Jadyn Scott.
- This is the second straight season that Jillian Hayes has been named a team captain.

BIG-12 BOUND

- In September, Cincinnati was announced as one of four new members of the BIG 12 Conference. Cincinnati will become a part of the conference, in addition to American Athletic Conference members Houston and UCF, as well as BYU, in 2023-24.

CAPTAINS FOR THE 2022-23 SEASON

NUMERICAL ROSTER

#	NAME	POS.	HT.	CL.	HOMETOWN / HIGH SCHOOL / LAST SCHOOL
0	Dais'Ja Trotter	G	5-9	Sr.	Louisville, Ky. / Seneca / Rend Lake College
1	Caitlyn Wilson	G	5-10	Sr.	Cordova, Tenn. / Arlington / Chipola Junior College
3	Jada Scott	G	6-1	Sr.	Townsend, Ga. / Frederica Academy
4	Braylyn Milton	G	5-11	So.	Charlotte, N.C. / Independence
5	Lojain Elfatairy	G	5-4	So.	Giza, Egypt / Smart Village School
10	Jadyn Scott	F	6-2	Sr.	Townsend, Ga. / Frederica Academy
11	Taziah Jenks	F	6-0	R-So.	Louisville, Ky. / Mercy Academy / West Virginia
20	Jillian Hayes	G	6-1	Jr.	Cincinnati, Ohio / Loveland
22	Malea Williams	F/C	6-3	Jr.	Georgetown, Ky. / Scott County / Louisville
23	Mya Jackson	G	5-7	Sr.	Wilmington, Ohio / Wilmington / Seton Hall
33	Sofia Gritzali	G	5-7	Sr.	Thessaloniki, Greece / Hellenic College of Thessaloniki
34	A'riel Jackson	G	5-9	Fr.	Brooklyn, N.Y. / Bishop Loughlin Memorial
42	Clarissa Craig	F/C	6-2	So.	Cincinnati, Ohio / Roger Bacon

STAFF

Head Coach	Michelle Clark-Heard	5th Season
Assistant Coach / Recruiting Coordinator	Bridgette Gordon	1st Season
Assistant Coach	Myia Johnson	1st Season
Assistant Coach	Devrinn Paul	1st Season
Director of Women's Basketball Operations	AK Prestridge	2nd Season
Director of Creative Content	Maya Queenan	1st Season
Director of Video / Recruiting Operations	Zeke Mazyck	1st Season
Director of Sport Performance	Hong Tran	2nd Season
Associate Athletic Trainer	Taylor Lipinsky	5th Season
Graduate Assistant	Zenzele Apesemaka-Vital	
Student Assistant	Jana Abdullah	

PRONUNCIATION GUIDE

Dais'Ja Trotter	Days - JUH (Rhymes with Asia)
Braylyn Milton	BRAY - Lin
Lojain Elfatairy	Lou - Jine (Rhymes with Rhine) Elf - AH - Tar - EE
Jadyn Scott	JAY - Din
Taziah Jenks	Tuh - ZYE - Uh (Rhymes with Rye)
Malea Williams	Muh - LAY - Uh
Mya Jackson	My - UH
Sofia Gritzali	Grit - ZAH - Lee
A'riel Jackson	ARE - Ee - Uhl
Myia Johnson (Assistant Coach)	My - UH

SOCIAL MEDIA ROSTER

#	NAME	INSTAGRAM	TWITTER
0	Dais'Ja Trotter	daisjatrotter	daisjalachelle
1	Caitlyn Wilson	caitlyn.alyce	c_will1
3	Jada Scott	jadascott03	jadascott03
4	Braylyn Milton	braraayyyy	braylynmilton
5	Lojain Elfatairy	logisamyy	LogiSamy
10	Jadyn Scott	jadynscott10	jadynscott10
11	Taziah Jenks	taziah.jenks	TaziahJ
20	Jillian Hayes	jillianhayes	jillianhayess
22	Malea Williams	leaskippyyy	88gigs
23	Mya Jackson	myaj_10	myajack10
33	Sofia Gritzali	sofia_gritzali	
34	A'riel Jackson	isofamari	IsofamAri
42	Clarissa Craig	_cc42	rissa_4242

Michelle Clark-Heard	coachheard	coachchelly
Bridgette Gordon	CoachBGordon	coachbgordon
Myia Johnson	CoachMyiaOnFyia	coachmyiaonfyia
Devrinn Paul	CoachDPaul	devrinn_paul

ALPHABETICAL ROSTER

#	NAME	POS.	HT.	CL.
42	Clarissa Craig	F/C	6-2	So.
5	Lojain Elfatairy	G	5-4	So.
33	Sofia Gritzali	G	5-7	Sr.
20	Jillian Hayes	G	6-1	Jr.
34	A'riel Jackson	G	5-9	Fr.
23	Mya Jackson	G	5-7	Sr.
11	Taziah Jenks	F	6-0	R-So.
4	Braylyn Milton	G	5-11	So.
3	Jada Scott	G	6-1	Sr.
10	Jadyn Scott	F	6-2	Sr.
0	Dais'Ja Trotter	G	5-9	Sr.
22	Malea Williams	F/C	6-3	Jr.
1	Caitlyn Wilson	G	5-10	Sr.

ROSTER BY HEIGHT

#	NAME	POS.	HT.	CL.
22	Malea Williams	F/C	6-3	Jr.
42	Clarissa Craig	F/C	6-2	So
10	Jadyn Scott	F	6-2	Sr.
20	Jillian Hayes	G	6-1	Jr.
3	Jada Scott	G	6-1	Sr.
11	Taziah Jenks	F	6-0	R-So.
4	Braylyn Milton	G	5-11	So.
1	Caitlyn Wilson	G	5-10	Sr.
34	A'riel Jackson	G	5-9	Fr.
0	Dais'Ja Trotter	G	5-9	Sr.
33	Sofia Gritzali	G	5-7	Sr.
23	Mya Jackson	G	5-7	Sr.
5	Lojain Elfatairy	G	5-4	So.

ROSTER BY CLASS

SENIOR (6)

0	Dais'Ja Trotter	G	5-9	Sr.
33	Sofia Gritzali	G	5-7	Sr.
23	Mya Jackson	G	5-7	Sr.
3	Jada Scott	G	6-1	Sr.
1	Caitlyn Wilson	G	5-10	Sr.
10	Jadyn Scott	F	6-2	Sr.

JUNIOR (2)

20	Jillian Hayes	G	6-1	Jr.
22	Malea Williams	F/C	6-3	Jr.

REDSHIRT SOPHOMORE (1)

11	Taziah Jenks	F	6-0	R-So.
----	--------------	---	-----	-------

SOPHOMORE (3)

42	Clarissa Craig	F/C	6-2	So.
5	Lojain Elfatairy	G	5-4	So.
4	Braylyn Milton	G	5-11	So.

FRESHMAN (1)

34	A'riel Jackson	G	5-9	Fr.
----	----------------	---	-----	-----

TEAM INFORMATION

2021-22 Record	11-17
AAC Record (Finish)	4-11 (11th)
Letterwinners returning/lost	10/5
Newcomers	3 (two transfers, one freshman)
Pct. points returning	66.2 percent (1,109 of 1,674)
Pct. rebounds returning	76.6 percent (758 of 990)
Pct. assists returning	52.0 percent (208 of 400)
Pct. blocks returning	66.2 percent (90 of 136)
Pct. steals returning	63.2 percent (144 of 228)
Pct. minutes returning	68.4 percent (3,831 of 5,602)



HEAD COACH MICHELLE CLARK-HEARD

FIFTH SEASON

The University of Cincinnati women's basketball program continues to reach new heights under head coach Michelle Clark-Heard since her hiring in March 2018.

Clark-Heard is entering her fifth season at the helm in 2022-23 and her 13th overall season as a collegiate head coach. Under Clark-Heard, the Bearcats have posted superlatives including back-to-back 20 win seasons from 2018-2020 and the program's first appearance in a conference tournament final, both of which last occurred in 2002-03.

In 2021-22, the Bearcats continued to experience success as Braylyn Milton was named to the AAC All-Freshman Team to become the third player (Jillian Hayes, 2021 and Ilmar'I Thomas, 2018) to earn the distinction under Clark-Heard. Caitlyn Wilson finished second in the conference in three-point field goals made per game (2.1), while the Bearcats had two players ranked in the top-three in steals per game. In addition to the individual accolades, Bearcats were the only AAC program to defeat the conference champion UCF, taking down the Knights 61-57 inside Fifth Third Arena.

Clark-Heard, who was a UC assistant from 2002-05 and also spent six seasons as the head coach at Western Kentucky University before returning to UC, has amassed 46 wins in her first two years at the helm and is the only coach in program history to open a tenure with back-to-back 20 win seasons. Overall, her 10-year coaching career has seen her teams average more than 20 wins per campaign (22.4) with seven postseason appearances, including four NCAA Tournaments and three WNIT berths.

Her third season with the Bearcats (2020-21) was a season unlike any other due to COVID-19. Even with an 8-16 finish, Clark-Heard continued to showcase the talent on the court. Ilmar'I Thomas was tabbed as the AAC Player of the year, receiving all 50 voting points from the league's coaches to be the only conference player to earn unanimous First Team All-AAC honors for the second consecutive season. Thomas earned national player of the week honors from the United States Basketball Writers Association (USBWA) after she set the UC women's basketball record and the AAC record for most points in a game when she poured in 51 points to go with 12 rebounds at East Carolina on Feb. 24. The effort still stands as the most points in a Division I men's or women's basketball game this season. She joined Oscar Robertson as the only two player in UC history to score 50 or points in a game.

Jillian Hayes was tabbed as the AAC Freshman of the year and is the fourth UC player to be named to the AAC All-Freshmen Team, joining Ilmar'I Thomas (2018), Bianca Quisenberry (2014) and Anna Owens (2015).

Her second season with the Bearcats (2019-20) produced many big moments for the program. On a team level, UC posted a 22-10 record overall and went 11-5 in the American to finish tied for second, UC's best league finish in its seven-year membership in the AAC. Seeded third in the tournament, the Bearcats reached the final for the first time in the AAC as well as their first final appearance since the 2003 Conference USA Championship game. Additionally, the Bearcats finished the year 14-3 at home with a 12-game winning streak at Fifth Third Arena as well.

Individually, Clark-Heard's players enjoyed a great deal of success as well as a trio of players -- Ilmar'I Thomas, Antoinette Miller and Angel Rizer -- all joined the program's 1,000-point club during the season, the 27th, 28th and 29th members, respectively. When it came time for awards and honors, that trio also made a big splash as each was honored by the AAC as Thomas was a unanimous selection to the first team, Miller was a second-team honoree and Rizer was twice honored as she was named the AAC Most Improved Player of the Year while earning third-team all-conference accolades as well. The honors didn't end there, however, as Thomas and Miller both were voted Women's Basketball Coaches Association (WBCA) All-America Honorable Mention selections. The awards stand as just the second and third All-America honors earned in program history, joining Debbie Merrill, a 2003 WBCA All-America Honorable Mention.



PERSONAL INFORMATION

BORN: July 27, 1968
HOMETOWN: Louisville, Ky.
HUSBAND: Luther
EDUCATION: Western Kentucky ('90)
RECORD AT UC: 70-57 (.551)
AAC RECORD: 33-32 (.508)
OVERALL RECORD: 248-137 (.644)

PLAYING CAREER

YEAR	TEAM
1987-90	Western Kentucky
1995	Kentucky Marauders (WBA)

COACHING CAREER (ENTERING 13TH AS HEAD COACH)

YEAR	SCHOOL	POSITION
1998-02	Nebraska	Assistant Coach
2002-05	Cincinnati	Assistant Coach
2005-07	Kentucky State	Head Coach
2007-12	Louisville	Assistant Coach
2012-18	Western Kentucky	Head Coach
2018-Pres.	Cincinnati	Head Coach

MILESTONE HEAD COACHING WINS

1ST WIN - Nov. 15, 2005 vs. Midway, 77-64
50TH WIN - Nov. 23, 2013 at Northern Kentucky, 74-64
100TH WIN - March 14, 2015 vs. Southern Miss, 80-57
200TH WIN - March 21, 2019 vs. Youngstown State, 76-62
1ST WIN AT UC - Nov. 6th, 2018 vs. Austin Peay, 69-48
1ST HOME WIN AT UC - Nov. 6th, 2018 vs. Austin Peay, 69-48
1ST AAC WIN - Jan. 6th, 2019 vs. SMU, 69-57
1ST HOME AAC WIN - Jan. 6th, 2019 vs. SMU, 69-57
1ST AWAY AAC WIN - Jan. 19th, 2019 at Tulsa, 70-50
1ST AWAY WIN AT UC - Nov. 18, 2018 at Saint Louis, 51-50
50TH WIN AT UC - Feb. 24th, 2021 at East Carolina, 76-61
FIRST TOP-25 WIN - Nov. 21, 2015 vs. Louisville, 71-69

A WIN TODAY WOULD...

Be Clark-Heard's **71ST WIN** at Cincinnati
 Be Clark-Heard's **249TH CAREER WIN**
 Be Clark-Heard's **44TH HOME WIN** at Cincinnati
 Be Clark-Heard's **131ST CAREER HOME WIN**
 Be Clark-Heard's **31ST REGULAR SEASON NON-CONFERENCE WIN** at Cincinnati

In her first season at the helm at UC in 2018-19, Clark-Heard led the Bearcats to 24 wins -- the most victories in a head coach's first season in program history, and the most triumphs in 17 years (27 in 2001-02). The Red and Black's historic accomplishments also included the first time with consecutive postseason wins in program history (WNIT quarterfinals), its first 20-win season since 2003, first time with 12 conference wins since 1999, [at the time] highest-ever finish in the American (third place), and first time with three or more regular-season conference honorees since 2003 (Thomas - First Team All-AAC, Miller - Second Team All-AAC, Florence Sifa - Newcomer of the Year).

In six seasons at WKU, Clark-Heard reached four NCAA Tournaments, won four conference tournament championships and two regular season conference titles while posting 154 wins, becoming the second-fastest Lady Topper coach to reach 100 victories with the program. Clark-Heard took over a program with a 9-21 record in 2011-12 and she led the Hilltoppers to a 22-11 mark in her first season (2012-13), a 13-win improvement, which was the largest in Sun Belt Conference history.

Prior to taking the reigns at WKU, Clark-Heard spent five years as an assistant coach to Jeff Walz at Louisville (2007-12). During her time with the program, the Cardinals made three Sweet 16 appearances and their first Final Four appearance, finishing as the National Runner-Up in 2009.

Prior to her time at Louisville, Clark-Heard spent two seasons as the head coach at Kentucky State, taking the reigns of the program in June 2005. She took over a program that had won just one game during the 2004-05 season. In her first season, she led the Thorobrettes to a 5-23 record, four of the wins were against Southern Intercollegiate Athletic Conference opponents. Her team was picked to finish 11th in the SIAC but ended the season in ninth place. In her second season at KSU, she guided the Thorobrettes to an impressive 19-9 record, finishing tied for fourth place in the SIAC. Clark-Heard earned SIAC Coach of the Year honors after the impressive turnaround. Her 2006-07 Thorobrettes were the second most improved team in NCAA Division II women's basketball.

A four-year letter-winner on the Hill (1987-90), Clark-Heard was part of four NCAA Tournament teams during her Lady Topper career. She also helped guide the Lady Toppers to a pair of Sun Belt Conference Tournament championships (1988 and 1989) and two conference regular-season titles (1989 and 1990). She played in 118 games during her four years on the Hill, scoring 790 points and pulling down 615 rebounds. WKU amassed 89 victories during her four years in uniform, winning 70 percent of the games over that span and putting together three 20-win seasons.

TOP TEAM EFFORTS UNDER CLARK-HEARD

MOST POINTS SCORED: 98 vs. Miami (OH), 12/8/19
MOST FIELD GOALS MADE: 41 vs. Miami (OH), 12/8/19
MOST FIELD GOALS ATTEMPTED: 76 vs. Ohio State, 11/13/19
HIGHEST FIELD-GOAL PERCENTAGE: 569 vs Miami (OH), 12/8/19
MOST THREE-POINT FIELD GOALS MADE: 10 (3x) last vs. UCF, 1/22/22
MOST THREE-POINT FIELD GOALS ATTEMPTED: 27 at Tulane, 2/7/21
HIGHEST THREE-POINT FIELD-GOAL PERCENTAGE .692 (9-13) at Louisville, 11/7/22
MOST FREE THROWS MADE: 21 vs. Ohio State 11/13/19, vs. VCU 12/8/18
MOST FREE THROWS ATTEMPTED: 31 vs. Alabama A&M 11/10/21
HIGHEST FREE THROW PERCENTAGE: 1.000 (4-4) at UCF, 2/15/20, (11-11) vs. Youngstown St. 3/21/19
MOST OFFENSIVE REBOUNDS: 22 vs. Ohio State, 11/13/19
MOST DEFENSIVE REBOUNDS: 37 vs. N.C. A&T, 12/19/21
MOST TOTAL REBOUNDS: 54 at East Carolina, 2/24/21
MOST ASSISTS: 31 vs. Miami (OH), 12/8/19
MOST STEALS: 18 at Marquette, 12/22/21
MOST BLOCKED SHOTS: 10 at East Carolina 1/16/22, at Houston 3/2/21
FEWEST TURNOVERS: 5 vs. Saint Louis, 11/10/19
MOST TURNOVERS FORCED: 31 vs. USF, 2/2/20
FEWEST POINTS ALLOWED: 40 vs. Coppin State, 12/30/19
LOWEST FIELD GOAL PERCENTAGE ALLOWED: .182 vs. USF 3/2/19
LOWEST THREE-POINT FIELD GOAL PERCENTAGE ALLOWED: .056 vs. Memphis 3/7/20
LARGEST MARGIN OF VICTORY: 46 vs. Coppin State 12/30/19

CLARK-HEARD OVERALL HEAD COACHING RESUME

YEAR	SCHOOL	OVERALL	HOME	AWAY	NEUT.	CONF.	CONF. REG SEASON FINISH/TOURNAMENT	POSTSEASON
2005-06	Kentucky State (SIAC)	5-23	5-8	0-13	0-2	4-15	SIAC First Round	
2006-07	Kentucky State (SIAC)	19-9	8-4	10-4	1-1	13-6	SIAC First Round	
	TWO SEASONS AT KSU	24-32	13-12	10-17	1-3	17-21		
2012-13	Western Kentucky (Sun Belt)	22-11	10-5	10-6	2-0	13-7	3rd / Sun Belt Semifinals	WNIT Second Round
2013-14	Western Kentucky (Sun Belt)	24-9	11-3	8-5	5-1	13-5	2nd / Sun Belt Champions	NCAA First Round
2014-15	Western Kentucky (C-USA)	30-5	14-1	12-3	4-1	16-2	1st / Conference USA Champions	NCAA First Round
2015-16	Western Kentucky (C-USA)	27-7	14-1	12-5	1-1	15-3	T-2nd / Conference USA Quarterfinals	WNIT Quarterfinals
2016-17	Western Kentucky (C-USA)	27-7	14-1	9-3	4-3	16-2	1st / Conference USA Champions	NCAA First Round
2017-18	Western Kentucky (C-USA)	24-9	11-1	6-7	7-1	12-4	2nd / Conference USA Champions	NCAA First Round
	SIX SEASONS AT WKU	154-48	74-12	57-29	23-7	85-23		
2018-19	Cincinnati (AAC)	24-11	17-2	6-8	1-1	12-4	3rd / American Semifinals	WNIT Quarterfinals
2019-20	Cincinnati (AAC)	22-10	14-3	6-4	2-3	11-5	T-2nd / American Runner-Ups	
2020-21	Cincinnati (AAC)	8-16	1-10	6-5	1-1	6-12	7th / American Semifinals	
2021-22	Cincinnati (AAC)	11-17	9-7	2-9	0-1	4-11	11th / American First Round	
2022-23	Cincinnati (AAC)	5-3	2-1	2-1	1-1			
	FIFTH SEASON AT UC	70-57	43-23	22-27	5-7	33-32		
	13TH SEASON OVERALL	248-137	130-47	89-73	29-17	135-78		

MISCELLANEOUS TEAM STATISTICS

CINCINNATI'S RECORD WHEN...			
Lead at halftime.....	5-1		
Trail at halftime.....	0-2		
Tied at halftime.....	0-0		
Lead with 5:00 remaining.....	5-1		
Trail with 5:00 remaining.....	0-1		
Tied with 5:00 remaining.....	0-1		
In overtime.....	0-1		
Shoot better from the field than opponent.....	3-2		
Shoot worse from the field than opponent.....	2-1		
Shoot the same from the field as opponent.....	0-0		
Shoot 50 percent or better from the field.....	1-0		
Shoot below 50 percent from the field.....	4-3		
Opponent shoots 50 percent or better from the field.....	1-1		
Opponent shoots below 50 percent from the field.....	4-2		
Make more than 5 three-point field goals.....	3-1		
Make 5 or fewer three-point field goals.....	2-2		
Attempt 20 or more three-point field goals.....	0-0		
Attempt less than 20 three-point field goals.....	5-3		
Make more free throws than opponent.....	4-0		
Opponent makes more free throws.....	0-3		
Free throws made are even.....	1-0		
Outrebound their opponent.....	3-2		
Outrebounded by their opponent.....	0-1		
Rebounds are even.....	2-0		
Bench outscores the opposing bench.....	5-1		
Opponent bench outscores bench.....	0-1		
Bench points are even.....	0-1		
Commit fewer turnovers than opponent.....	4-0		
Commit more turnovers than opponent.....	1-3		
Turnovers are even.....	0-0		
1-4 point margins.....	0-2		
5-10 point margins.....	2-0		
11-20 point margins.....	3-1		
21 or more point margins.....	0-0		
vs. AP Top 25 teams.....	0-1		
Play at home.....	2-1		
Play on the road.....	2-1		
Play on a neutral court.....	1-1		
Score 59 points or less.....	0-1		
Score 60-69 points.....	2-1		
Score 70-79 points.....	3-1		
Score 80-89 points.....	0-0		
Score 90 points or more.....	0-0		
Allow 59 points or less.....	3-1		
Allow 60-69 points.....	1-0		
Allow 70-79 points.....	1-1		
Allow 80-89 points.....	0-1		
Allow 90 points or more.....	0-0		
Play after a loss.....	3-0		
Score the first point.....	4-2		
Opponent scores the first point.....	1-1		
November.....	4-3		
December.....	1-0		
January.....	0-0		
February.....	0-0		
March.....	0-0		
POINTS OFF TURNOVERS			
Cincinnati.....	153 (19.1)	Opp.....	128 (16.0)
POINTS IN THE PAINT			
Cincinnati.....	242 (30.2)	Opp.....	256 (32.0)
SECOND CHANCE POINTS			
Cincinnati.....	98 (12.3)	Opp.....	93 (11.6)
FAST BREAK POINTS			
Cincinnati.....	67 (8.4)	Opp.....	54 (6.8)
BENCH POINTS			
Cincinnati.....	174 (21.8)	Opp.....	125 (15.6)
ATTENDANCE	GAME	TOTAL	AVERAGE
Home.....	3	5,010	1,670
Away.....	3	8,543	2,848
Neutral.....	2	425	213

DOUBLE-FIGURE SCORING GAMES

Mya Jackson.....	8
Jillian Hayes.....	7
Clarissa Craig.....	3
Braylyn Milton.....	3
A'riel Jackson.....	1
Malea Williams.....	1
Caitlyn Wilson.....	1

GAMES LEADING IN SCORING

Jillian Hayes.....	5
Mya Jackson.....	2
Braylyn Milton.....	1
Caitlyn Wilson.....	1

GAMES LEADING IN REBOUNDING

Jillian Hayes.....	6
Braylyn Milton.....	1
A'riel Jackson.....	1
Malea Williams.....	1

GAMES LEADING IN ASSISTS

Mya Jackson.....	6
Jillian Hayes.....	1
Braylyn Milton.....	1
Jada Scott.....	1

GAMES LEADING IN BLOCKS

Jillian Hayes.....	4
Malea Williams.....	4
Clarissa Craig.....	1
A'riel Jackson.....	1
Taziah Jenks.....	1

GAMES LEADING IN STEALS

Jillian Hayes.....	3
Mya Jackson.....	3
Clarissa Craig.....	1
A'riel Jackson.....	1
Taziah Jenks.....	1
Braylyn Milton.....	1
Jada Scott.....	1
Jadyn Scott.....	1

GAMES LEADING IN MINUTES

Mya Jackson.....	7
Jillian Hayes.....	1

SCORED FIRST POINTS

Who	
Mya Jackson.....	3
Jada Scott.....	2
Taziah Jenks.....	1
Braylyn Milton.....	1
Jadyn Scott.....	1
How	
Layup.....	3
Jump Shot.....	2
Three.....	2
Free Throw.....	1

DOUBLE-DOUBLES

Jillian Hayes.....	3
--------------------	---

INDIVIDUAL LEADERS GAME-BY-GAME

OPPONENT	RESULT	POINTS	REBOUNDS	ASSISTS	ATTENDANCE
at Louisville [11/7]	L, 68-87 [-19]	28 - Braylyn Milton	4 - A'riel Jackson	4 - Mya Jackson	8,049
vs. Tennessee Tech [11/10]	W, 68-57 [+11]	19 - Jillian Hayes	9 - Jillian Hayes	5 - Mya Jackson	612
vs. Radford [11/13]	W, 62-53 [+9]	15 - Caitlyn Wilson	10 - Jillian Hayes	6 - Braylyn Milton	612
vs. Toledo [11/16]	L, 71-74 (OT) [-3]	24 - Mya Jackson	8 - Jillian Hayes, Braylyn Milton	2 - Mya Jackson, Jada Scott	3,786
at Lindenwood [11/21]	W, 71-60 [+11]	18 - Jillian Hayes	10 - Jillian Hayes	4 - Mya Jackson	494
vs. UT Arlington [11/25]	W, 72-58 [+14]	16 - Jillian Hayes	14 - Jillian Hayes	5 - Mya Jackson	250
vs. Charlotte [11/26]	L, 58-59 [-1]	12 - Jillian Hayes	8 - Malea Williams	5 - Jillian Hayes	175
at North Carolina A&T [12/1]	W, 78-73 [+5]	16 - Jillian Hayes, Mya Jackson	9 - Jillian Hayes	6 - Mya Jackson	

SPECIALITY SCORING STATISTICS

OPPONENT	TURNOVERS			PAINT			SECOND CHANCE			FAST BREAK			BENCH		
	UC	OPP	MAR.	UC	OPP	MAR.	UC	OPP	MAR.	UC	OPP	MAR.	UC	OPP	MAR.
at Louisville [11/7]	16	28	-12	18	48	-30	4	16	-12	0	8	-8	23	28	-5
vs. Tennessee Tech [11/10]	20	11	+9	32	18	+12	15	14	+1	10	6	-4	21	16	+5
vs. Radford [11/13]	24	11	+13	22	30	-8	11	11	0	10	5	+5	24	24	0
vs. Toledo [11/16]	10	18	-8	36	36	0	13	11	+2	3	4	-1	7	15	-8
at Lindenwood [11/21]	30	10	+20	40	28	+12	17	12	+5	15	6	+9	21	8	+13
vs. UT Arlington [11/25]	19	18	+1	44	36	+8	14	5	+9	13	11	+2	28	5	+23
vs. Charlotte [11/26]	8	13	-5	26	24	+2	14	14	0	7	7	0	21	6	+15
at North Carolina A&T [12/1]	26	19	+7	24	36	-12	10	10	0	9	7	+2	29	23	+6

LEAD/DEFICIT BREAKDOWN GAME-BY-GAME

OPPONENT	FIRST HALF			SECOND HALF/OT			FINAL			LARGEST		TIMES TIED	LEAD CHANGES	TIME LED
	UC	OPP	MAR.	OPP	UC	MAR.	UC	OPP	MAR.	LEAD	DEFICIT			
at Louisville [11/7]	28	48	-20	40	39	+1	68	87	-19	0	-23	0	0	0:00
vs. Tennessee Tech [11/10]	35	22	+13	33	35	-2	68	57	+11	17	-4	3	6	33:27
vs. Radford [11/13]	25	22	+3	37	31	+6	62	53	+9	14	0	1	0	38:06
vs. Toledo [11/16]	23	29	-6	48	45	+3	71	74	-3	7	-8	8	7	14:45
at Lindenwood [11/21]	37	30	+7	34	30	+4	71	60	+11	14	-6	2	6	34:20
vs. UT Arlington [11/25]	35	25	+10	37	33	+4	58	72	+14	14	7	2	3	30:01
vs. Charlotte [11/26]	31	30	+1	27	29	-2	58	59	-1	4	9	4	4	3:02
at North Carolina A&T [12/1]	40	35	+5	38	38	0	78	73	+5	10	6	6	8	25:13

TEAM SUPERLATIVES

CINCINNATI HIGH	CINCINNATI LOW		OPPONENT HIGH	OPPONENT LOW
78 at North Carolina A&T (12/1)	58 vs. Charlotte (11/26)	Points	87 at Louisville (11/7)	53 vs. Radford (11/13)
40 at North Carolina A&T (12/1)	23 vs. Toledo (11/16)	First-Half Points	48 at Louisville (11/7)	22 vs. Tennessee Tech (11/10), vs. Radford (11/13)
40 at Louisville (11/7)	27 vs. Charlotte (11/26)	Second-Half Points	39 at Louisville (11/7)	29 vs. Charlotte (11/26), vs. Toledo (11/16)
13 vs. Toledo (11/16)		Overtime Points	16 vs. Toledo (11/16)	
27 at North Carolina A&T (12/1), vs. UT Arlington (11/25)	20 vs. Radford (11/13)	Field Goals	31 at Louisville (11/7)	20 vs. UT Arlington (11/25), vs. Radford (11/13), vs. Tennessee Tech (11/10)
66 vs. Tennessee Tech (11/10)	52 at North Carolina A&T (12/1)	Field Goal Attempts	70 vs. Tennessee Tech (11/10)	46 at Lindenwood (11/21)
51.9 at North Carolina A&T (12/1)	32.3 vs. Radford (11/13)	Field Goal Percentage	51.7 at Louisville (11/7)	28.6 vs. Tennessee Tech (11/10)
57.7 at North Carolina A&T (12/1)	28.6 vs. Radford (11/13)	First-Half Field Goal Percentage	51.7 at Louisville (11/7)	23.5 vs. Tennessee Tech (11/10)
51.9 at Louisville (11/7)	34.5 vs. Charlotte (11/26)	Second-Half Field Goal Percentage	60.0 at North Carolina A&T (12/1)	33.3 vs. Tennessee Tech (11/10)
9 at Louisville (11/7)	1 vs. UT Arlington (11/25)	Three-Point Field Goals	10 vs. Tennessee Tech (11/10)	1 vs. UT Arlington (11/25)
18 at North Carolina A&T (12/1), vs. Tennessee Tech (11/10)	10 vs. Charlotte (11/26), vs. UT Arlington (11/25)	Three-Point Field Goal Attempts	26 vs. Tennessee Tech (11/10)	10 vs. UT Arlington (11/25)
69.2 at Louisville (11/7)	10.0 vs. UT Arlington (11/25)	Three-Point Field Goal Percentage	42.9 at Lindenwood (11/21)	10.0 vs. UT Arlington (11/25)
18 at Lindenwood (11/21)	8 vs. Charlotte (11/26)	Free Throws Made	24 vs. Toledo (11/16)	5 at Lindenwood (11/21)
25 vs. UT Arlington (11/25)	11 vs. Charlotte (11/26)	Free Throw Attempts	33 vs. Toledo (11/16)	9 vs. Tennessee Tech (11/10)
78.3 at Lindenwood (11/21)	55.6 vs. Tennessee Tech (11/10)	Free Throw Percentage	78.9 at North Carolina A&T (12/1)	31.3 at Lindenwood (11/21)
19 vs. Tennessee Tech (11/10)	8 at Louisville (11/7)	Offensive Rebounds	22 vs. Tennessee Tech (11/10)	10 at North Carolina A&T (12/1), vs. Toledo (11/16), at Lindenwood (11/21)
31 vs. UT Arlington (11/25)	19 at North Carolina A&T (12/1), at Lindenwood (11/21), at Louisville (11/7)	Defensive Rebounds	29 vs. Radford (11/13)	18 at North Carolina A&T (12/1)
48 vs. Tennessee Tech (11/10)	27 at Louisville (11/7)	Total Rebounds	48 vs. Tennessee Tech (11/10)	28 at North Carolina A&T (12/1)
24 vs. Toledo (11/16),	14 vs. Charlotte (11/26) at Louisville (11/7)	Fouls	21 vs. UT Arlington (11/25)	13 vs. Charlotte (11/26) vs. Tennessee Tech (11/10)
16 at North Carolina A&T (12/1)	7 vs. Toledo (11/16)	Assists	17 at Lindenwood (11/21)	9 vs. Radford (11/13)
24 at Louisville (11/7)	12 vs. Charlotte (11/26), vs. Tennessee Tech (11/10)	Turnovers	24 at Lindenwood (11/21)	10 vs. Toledo (11/16)
12 at Lindenwood (11/21)	5 vs Charlotte (11/26), vs. Toledo (11/16), at Louisville (11/7)	Steals	14 at Louisville (11/7)	3 vs. Tennessee Tech (11/10)
7 vs. UT Arlington (11/25), vs. Tennessee Tech (11/10)	2 at Lindenwood (11/21), at Louisville (11/7)	Blocks	6 vs. Tennessee Tech (11/10)	1 vs. UT Arlington (11/25)

INDIVIDUAL SUPERLATIVES

	CINCINNATI	OPPONENT
Points	28 by Braylyn Milton at Louisville (11/7)	28 by Hailey Van Lith at Louisville (11/7)
Field Goals Made	10 by Mya Jackson vs. Toledo (11/16)	12 by Hailey Van Lith at Louisville (11/7)
Field Goals Attempted	19 by Mya Jackson vs. Toledo (11/16)	20 by Hailey Van Lith at Louisville (11/7)
Field Goal Percentage (Min. 5 made)	85.7 by Jillian Hayes at North Carolina A&T (12/1)	83.3 by Jessica Cook vs. Toledo (11/16), by Liz Dixon at Louisville (11/7)
Three-Point Field Goals Made	5 by Caitlyn Wilson vs. Radford (11/13), by Braylyn Milton at Louisville (11/7)	4 by Mary McGrath at Lindenwood (11/21), by Maaliya Owens vs. Tennessee Tech (11/10)
Three-Point Field Goals Attempted	8 by Caitlyn Wilson at Lindenwood (11/21), vs. Toledo (11/16)	8 by Maleia Bracone at North Carolina A&T (12/1), by Maaliya Owens vs. Tennessee Tech (11/10)
Three-Point Field Goals Percentage (Min. 3 made)	100.0 (5-5) by Braylyn Milton at Louisville (11/7)	60.0 (3-5) by Masyn McWilliams at Lindenwood (11/21)
Free Throws Made	6 by Clarissa Craig vs. UT Arlington (11/25)	9 by Morgan Jones at Louisville (11/7)
Free Throws Attempted	8 by Clarissa Craig vs. UT Arlington (11/25), by Jillian Hayes at North Carolina A&T (12/1), vs. Radford (11/13)	13 by Morgan Jones at Louisville (11/7)
Free Throw Percentage (Min. 5 made)	100.0 (5-5) by Mya Jackson at Lindenwood (11/21)	80.0 (8-10) by Jireh Washington vs. UT Arlington (11/25)
Offensive Rebounds	6 by Jillian Hayes at Lindenwood (11/21)	5 by Anna Walker, Reagan Hurst vs. Tennessee Tech (11/10)
Defensive Rebounds	11 by Jillian Hayes vs. UT Arlington (11/25)	10 by Starr Jacobs vs. UT Arlington (11/25)
Total Rebounds	14 by Jillian Hayes vs. UT Arlington (11/25)	11 by Sammi Mikonowicz vs. Toledo (11/16), by Anna Walker vs. Tennessee Tech (11/10)
Turnovers	8 by Mya Jackson at Louisville (11/7)	6 by Ashlyn Traylor vs. Radford (11/13)
Assists	6 by Mya Jackson at North Carolina A&T (12/1) by Braylyn Milton at Louisville (11/7)	5 by Jireh Washington vs. UT Arlington (11/25), by Sophia Wiard vs. Toledo (11/16)
Blocks	4 by Malea Williams vs. UT Arlington (11/25)	3 by Trinity Klock vs. Radford (11/13), by Morgan Jones at Louisville (11/7)
Steals	3 by Clarissa Craig vs. UT Arlington (11/25), by Braylyn Milton vs. UT Arlington (11/25), by Jillian Hayes at Lindenwood (11/21), by Mya Jackson at Lindenwood (11/21), vs. Tennessee Tech (11/10), by Jada Scott vs. Radford (11/13)	5 by Mykasa Robinson at Louisville (11/7)
Minutes Played (Regulation)	38:39 by Mya Jackson vs. Tennessee Tech (11/10)	40:00 by Jada McMillian vs. Charlotte (11/26)

2022-23 CINCINNATI WOMEN'S BASKETBALL

GAME
1

CINCINNATI 68, LOUISVILLE 87

Nov. 7, 2022 | Louisville, Ky. | KFC Yum! Center

Official Basketball Box Score - Final
Cincinnati at Louisville
11/07/22 KFC Yum! Center, Louisville
2022-23 Women's Basketball

Cincinnati - 68

Record: 1-1

NO. Name	Min	FG M-A	3P M-A	FT M-A	Rebounds OR DR TOT	Fouls PF FD	TP	AS	TO	ST	Blocks BS BA	+/
10 Jadyin Scott	22:28	1-4	0-0	0-0	1 2 3	1 0	2	0	0	0	0 0	-12
11 Taziah Jenks	12:55	0-2	0-0	0-0	0 0 0	0 0	0	0	1	0	0 0	-14
4 Braylin Milton	33:21	9-12	5-5	5-6	0 3 3	3 7	28	0	3	1	0 1	-17
20 Jillian Hayes	G 17:48	0-9	0-0	3-6	1 2 3	5 4	3	0	1	1	0 2	-2
23 Mya Jackson	G 35:07	5-10	2-2	0-0	1 2 3	0 1	12	4	8	0	0 1	-22
3 Jada Scott	15:44	0-1	0-0	0-0	0 2 2	2 0	0	0	0	0	0 0	-13
42 Clarissa Craig	38:33	0-0	0-0	0-0	1 1 2	5 1	0	0	1	0	0 0	-6
22 Malea Williams	12:30	1-1	0-0	1-2	1 1 2	1 1	3	0	1	1	1 0	-6
0 Dais'Ja Trotter	12:22	1-4	1-3	0-0	2 2 2	0 0	3	0	1	0	0 1	-8
1 Caitlyn Wilson	11:56	1-3	1-3	2-3	0 0 0	2 1	5	1	1	0	0 0	0
34 A'riel Jackson	17:16	5-7	0-0	2-3	1 3 4	3 2	12	3	7	2	1 0	5
Team					2 1 3		0	0				
Totals		23-53	9-13	13-20	8 19 27	24 17	68	8	24	5	2 5	-19

Technical Fouls:NONE

Louisville - 87

Record: 1-0

NO. Name	Min	FG M-A	3P M-A	FT M-A	Rebounds OR DR TOT	Fouls PF FD	TP	AS	TO	ST	Blocks BS BA	+/
22 Liz Dixon	F 19:02	5-6	0-0	2-2	3 3 6	2 2	12	0	3	0	2 0	8
44 Olivia Cochran	F 23:47	1-4	0-1	2-2	3 5 8	3 2	4	1	3	1	0 0	16
3 Christyn Carr	G 22:50	0-3	0-3	1-2	0 3 3	0 1	1	2	3	1	0 0	7
10 Hailey Van Lith	G 30:26	12-20	2-7	2-3	0 2 2	2 2	28	2	2	0	0 0	20
24 Morgan Jones	G 21:00	2-5	1-3	9-13	1 3 4	1 7	14	2	4	3	3 0	7
5 Mykasa Robinson	26:18	2-5	0-1	1-1	2 4 6	1 4	5	3	1	5	0 0	22
12 Payton Verhulst	17:57	4-10	1-4	0-1	1 0 1	1 9	0	1	2	0	1 1	11
40 Josie Williams	11:48	3-3	0-0	0-0	1 3 4	2 2	6	0	0	0	0 0	6
11 Norika Konno	09:11	0-1	0-1	0-0	0 0 0	5 0	0	1	1	0	0 0	-1
13 Merissah Russell	09:20	1-1	1-1	0-0	0 1 1	0 0	3	1	0	2	0 0	0
2 Nyla Harris	08:21	1-2	0-0	3-4	1 1 2	0 3	5	0	0	0	0 1	-1
Team					2 0 2		0	0				
Totals		31-60	5-21	20-28	14 25 39	17 24	87	12	18	14	5 2	19

Technical Fouls:NONE

	CIN	LOU
Biggest lead	0 (1 st 10:00)	23 (4 th 6:07)
Best Scoring Run	8 (3 rd 6:52)	15 (1 st 1:28)
Lead Changes	0	
Times Tied	0	
Time with Lead	00:00	39:06

Points from	CIN	LOU
Turnovers	16	28
Paint	18	48
Second Chance	4	16
Fast Breaks	0	8
Bench	23	28

Period by Period Scoring
1st 2nd 3rd 4th TOT
CIN 10 18 18 22 68
LOU 24 24 12 27 87

Game Time: 5:00 PM
Game Duration: 1:55
Attendance: 8,049

Officials:

Shooting By Period
1 st FG% 3-13 23.1%
3PT% 3-4 75.0%
FT% 1-4 25%
2 nd FG% 6-13 46.2%
3PT% 2-4 50.0%
FT% 4-6 66.7%
3 rd FG% 6-14 42.9%
3PT% 2-2 100.0%
FT% 4-5 80%
4 th FG% 8-13 61.5%
3PT% 2-3 66.7%
FT% 4-5 80%
GM FG% 23-53 43.4%
3PT% 9-13 69.2%
FT% 13-20 65.0%

Dead Ball Rebounds: 4, 0

GAME
2

CINCINNATI 68, TENNESSEE TECH 57

Nov. 10, 2022 | Cincinnati, Ohio | Fifth Third Arena

Official Basketball Box Score - Final
Tennessee Tech at Cincinnati
11/10/22 Fifth Third Arena, Cincinnati
2022-23 Women's Basketball

Officials: John Capolino, Krystle Apellaniz, Rob Fessler

Tennessee Tech - 57

Record: 1-1

NO. Name	Min	FG M-A	3P M-A	FT M-A	Rebounds OR DR TOT	Fouls PF FD	TP	AS	TO	ST	Blocks BS BA	+/
4 Anna Walker	F 20:20	3-12	1-2	0-0	5 6 11	2 0	7	1	1	2	2 0	0
2 Jordan Brook	G 26:48	2-8	2-6	2-2	0 3 3	2 3	8	1	1	0	1 0	-15
10 Reagan Hurst	G 32:39	1-9	0-3	1-2	5 2 7	2 3	3	2	2	0	2 2	-7
11 Maaliya Owens	G 34:47	5-14	4-8	0-0	1 1 2	0 1	14	2	2	1	1 1	-2
24 Jada Guinn	G 25:53	4-7	1-1	0-0	2 5 7	4 2	9	2	1	0	0 0	-4
22 Peyton Carter	16:09	0-5	0-3	2-2	1 1 2	1 3	2	3	2	0	0 0	-5
33 Reghan Grimes	22:07	4-9	2-2	2-3	1 3 4	2 4	12	1	3	0	0 0	-3
30 Kiera Hill	05:56	1-3	0-0	0-0	0 0 0	0 0	2	0	0	0	0 0	-7
1 Cayla Cowart	12:32	0-3	0-1	0-0	2 0 2	0 0	1	0	1	2	0 0	-10
35 DJ McFarlane	02:49	0-0	0-0	0-0	2 0 2	0 0	0	0	1	0	0 0	3
Team					3 5 8		0	1				
Totals		20-70	10-26	7-9	22 26 48	13 17	57	13	16	3	6 7	-11

Technical Fouls:NONE

Cincinnati - 68

Record: 1-1

NO. Name	Min	FG M-A	3P M-A	FT M-A	Rebounds OR DR TOT	Fouls PF FD	TP	AS	TO	ST	Blocks BS BA	+/
10 Jadyin Scott	F 12:16	2-3	0-0	0-0	1 1 2	2 0	4	0	1	0	1 0	1
4 Braylin Milton	G 24:21	1-9	0-4	1-2	1 4 5	2 1	3	2	2	0	0 0	5
20 Jillian Hayes	G 25:13	8-15	0-0	3-5	4 5 9	1 4	19	3	1	1	1 2	13
23 Mya Jackson	G 38:39	7-12	1-4	3-5	3 6 1	4 18	5	3	3	0	0 10	10
34 A'riel Jackson	G 19:04	1-6	0-0	1-2	1 4 5	3 1	3	2	3	2	1 1	15
22 Malea Williams	18:56	2-7	1-3	2-4	3 3 6	0 3	7	0	0	1	3 1	12
1 Caitlyn Wilson	16:37	2-3	2-3	0-0	0 0 0	0 0	6	0	0	1	0 0	-3
42 Clarissa Craig	10:59	1-4	0-0	0-0	1 0 1	4 0	2	0	3	0	0 1	-4
3 Jada Scott	12:36	0-2	0-0	0-0	0 2 2	2 0	0	0	0	0	1 1	0
5 Lojain Elfatary	01:21	0-1	0-1	0-0	0 0 0	0 0	0	0	0	0	0 0	1
0 Dais'Ja Trotter	17:09	2-4	2-3	0-0	3 3 6	1 0	6	2	1	1	0 0	8
33 Sofia Grizlaci	02:49	0-0	0-0	0-0	0 0 0	1 0	0	0	0	1	0 0	-3
Team					2 4 6		0	0				
Totals		26-66	6-18	10-18	19 29 48	17 13	68	14	12	10	7 6	11

Technical Fouls:NONE

	TTU	CIN
Biggest lead	4 (1 st 3:09)	17 (4 th 1:16)
Best Scoring Run	6 (3 rd 1:51)	14 (2 nd 1:12)
Lead Changes	6	
Times Tied	3	
Time with Lead	05:42	33:27

Points from	TTU	CIN
Turnovers	11	20
Paint	18	32
Second Chance	14	15
Fast Breaks	6	10
Bench	16	21

Period by Period Scoring
1st 2nd 3rd 4th TOT
TTU 15 7 20 15 57
CIN 14 21 18 15 68

Game Time: 3:00 PM
Game Duration: 1:51
Attendance: 612

Officials:

Shooting By Period
1 st FG% 3-12 25.0%
3PT% 1-6 16.7%
FT% 0-0 0%
2 nd FG% 5-14 35.7%
3PT% 2-4 50.0%
FT% 3-4 75%
3 rd FG% 9-14 64.3%
3PT% 1-2 50.0%
FT% 1-2 50%
4 th FG% 3-18 16.7%
3PT% 0-6 0.0%
FT% 5-10 50%
GM FG% 20-58 34.5%
3PT% 4-18 22.2%
FT% 9-16 56.3%

Dead Ball Rebounds: 7, 1

GAME
4

CINCINNATI 71, TOLEDO 74 (OT)

Nov. 16, 2022 | Cincinnati, Ohio | Fifth Third Arena

Official Basketball Box Score - Final
Toledo at Cincinnati
11/16/22 Fifth Third Arena, Cincinnati
2022-23 Women's Basketball

Officials: Bryan Brunette, Ashley Gloss, Linda Miles

Toledo - 74

Record: 3-0

NO. Name	Min	FG M-A	3P M-A	FT M-A	Rebounds OR DR TOT	Fouls PF FD	TP	AS	TO	ST	Blocks BS BA	+/
34 Jessica Cook	F 21:48	5-6	0-0	3-4	2 0 2	3 3	13	0	1	0	0 1	-5
2 Sophia Wiard	G 42:52	3-8	0-3	3-3	1 3 4	1 4	9	5	1	0	0 0	6
5 Quinesha Lockett	G 39:12	6-18	1-6	6-10	0 2 2	2 5	19	2	4	0	1 0	-2
22 Kherra Goss	G 34:09	1-3	0-0	0-0	1 1 2	2 0	2	1	1	0	1 0	8
33 Sammi Mikonowicz	G 33:57	4-10	2-4	6-9	2 9 11	2 4	16	3	0	2	0 0	-1
1 Nan Garcia	17:50	1-3	0-0	2-2	0 3 3	3 3	4	0	0	1	0 1	6
10 Justina King	09:32	0-1	0-1	2-2	0 0 0	1 1	2	0	1	1	0 0	1
12 Jayda Jansen	15:15	1-7	1-1	2-2	0 1 1	1 2	5	0	0	0	0 2	-2
13 Lonasia Brewer	05:22	2-2	0-0	0-1	1 0 1	2 2	4	0	1	0	0 0	2
24 Yaniah Curry	05:03	0-0	0-0	0-0	0 2 2	0 0	0	0	1	0	0 0	2
Team					3 0 3		0	0				
Totals		23-58	4-15	24-33	10 21 31	16 24	74	11	10	4	2 4	3

Technical Fouls:NONE

Cincinnati - 71

Record: 2-2

NO. Name	Min	FG M-A	3P M-A	FT M-A	Rebounds OR DR TOT	Fouls PF FD	TP	AS	TO	ST	Blocks BS BA	+/
1 Caitlyn Wilson	G 35:38	3-10	2-8	1-2	1 4 5	1 3	9	1	1	1	0 0	0
3 Jada Scott	G 29:45	3-6	0-0	0-0	1 3 4	3 0	6	2	0	0	0 0	7
4 Braylin Milton	G 30:31	1-3	1-1	1-2	2 6 8	5 1	4	1	1	0	1 1	2
20 Jillian Hayes	G 35:13	8-13	0-0	5-7	4 4 8	4 4	21	0	4	1	2 0	-3
23 Mya Jackson	G 45:00	10-19	1-4	3-6	2 2 4	2 4	24	2	3	0	0 1	-3
22 Malea Williams	09:56	0-1	0-0	0-0	0 1 1	0 0	0	0	2	1	1 0	-6
42 Clarissa Craig	11:55	0-3	0-0	4-4	0 2 2	3 2	4	0	4	0	0 0	-9
10 Jadyin Scott	11:42	1-1	0-0	1-2	0 2 2	5 2	3	1	1	2	0 0	1
34 A'riel Jackson	08:22	0-2	0-0	0-0	1 1 2	1 0	0	0	0	0	0 0	-2
0 Dais'Ja Trotter	04:33	0-0	0-0	0-0	1 0 1	0 0	0	0	0	0	0 0	2
5 Lojain Elfatary	02:25	0-0	0-0	0-0	0 0 0	0 0	0	0	1	0	0 0	-4
Team					2 2 4		0	1				
Totals		26-58	4-13	15-23	14 27 41	24 16	71	7	18	5	4 2	3

Technical Fouls:NONE

	TOL	CIN										
Biggest lead	8 (3 rd 9:43)	7 (4 th 3:41)	Points from	TOL	CIN	Period by Period Scoring						
			Turnovers	18	10	1st2nd3rd4thOT1TOT						
Best Scoring Run	10 (2 nd 8:41)	6 (4 th 0:13)	Paint	36	36	TOL	15	14	15	14	16	74
Lead Changes	7		Second Chance	11	13							
Times Tied	8		Fast Breaks	4	3							
Time with Lead	24:48	14:45	Bench	15	7	CIN	12	11	22	13	13	71

2022-23 CINCINNATI WOMEN'S BASKETBALL

GAME
5

CINCINNATI 71, LINDENWOOD 60

Nov. 21, 2022 | St. Charles, Mo. | Hyland Arena



Official Basketball Box Score - Final
Cincinnati at Lindenwood
11/21/22 Robert F. Hyland Arena, St. Charles, Mo.
2022-23 Women's Basketball

Officials: Erika Herriman, Hannah Reynolds, David Ratafski

Game Time: 7:00 PM
Game Duration: 2:02
Attendance: 494



Official Basketball Box Score - Final
UT Arlington at Cincinnati
11/25/22 Ocean Center, Daytona Beach, Fla.
2022 Daytona Beach Invitational

Game Time: 3:30 PM
Game Duration: 1:51
Attendance: 250

Cincinnati - 71			Record: 3-2												
NO.	Name		Min	FG M-A	3P M-A	FT M-A	Rebounds OR DR TOT	Fouls PF FD	TP	AS	TO	ST	Blocks BS BA	+/-	
10	Jadyn Scott	F	26:16	2-6	0-0	4-6	3 2 5	1 4	8	0	1	0	0	10	
1	Caitlyn Wilson	G	29:01	2-9	2-8	2-2	1 2 3	3 2	8	0	3	2	0	0	17
3	Jada Scott	G	23:34	1-2	0-0	1-2	0 2 2	1 1	3	2	1	1	0	0	9
20	Jillian Hayes	G	32:38	7-12	0-0	4-4	6 4 10	5 3	18	1	3	3	0	1	17
23	Mya Jackson	G	34:30	4-13	0-3	5-5	2 3 5	1 4	13	4	3	3	0	1	4
22	Malea Williams		14:16	3-5	0-0	0-0	3 1 4	4 0	6	1	1	1	2	0	-1
42	Clarissa Craig		12:27	2-5	0-0	2-3	0 1 1	4 2	6	0	1	0	0	1	-8
0	Dais'Ja Trotter		09:44	1-3	1-2	0-0	0 1 1	1 1	3	0	0	0	0	0	3
34	A'riel Jackson		10:46	2-4	0-1	0-0	0 1 1	2 0	4	1	1	2	0	0	7
33	Sofia Gritzali		06:48	1-2	0-0	0-1	1 1 2	1 1	2	0	0	0	0	0	-3
Team							1 1 2		0	0	0				
Totals				25-61	3-14	18-23	17 19 36	23 18	71	9	14	12	2 3	11	
Technical Fouls: NONE															

Shooting By Period		
1st FG%	9-17	52.9%
3PT%	2-2	100.0%
FT%	4-4	100%
2nd FG%	6-16	37.5%
3PT%	0-5	0.0%
FT%	1-4	25%
3rd FG%	7-17	41.2%
3PT%	1-5	20.0%
FT%	0-0	0%
4th FG%	3-11	27.3%
3PT%	0-2	0.0%
FT%	13-15	86.7%
GM FG%	25-61	41.0%
3PT%	3-14	21.4%
FT%	18-23	78.3%

Dead Ball Rebounds: 2, 0

Lindenwood - 60			Record: 0-3												
NO.	Name	Min	FG M-A	3P M-A	FT M-A	Rebounds OR DR TOT	Fouls PF FO	TP	AS	TO	ST	Blocks BS BA	+/-		
42	Brooke Woodyard	F 18:58	1-3	0-1	0-0	2 2 4	1 2	2	2	3	0	0 0	-8		
5	Emily Benzsawel	G 27:30	3-8	2-4	0-0	1 0 1	2 0	8	2	5	1	0 0	-10		
10	Alana Striverson	G 24:25	1-5	0-3	1-4	0 2 2	4 3	4	1	0	0	0 0	-7		
21	Mary McGrath	G 38:33	9-14	4-7	0-0	1 5 6	2 0	22	3	1	3	1 0	-6		
25	Masyn McWilliams	G 35:54	6-9	3-5	2-5	1 4 5	2 11	17	2	1	2	0 0	-11		
3	Mya Davidson	16:00	2-2	0-0	0-0	2 2 3	1 4	0	2	0	1	0	-6		
2	Makayla Wallace	16:42	0-1	0-0	1-3	1 1 2	1 1	4	2	0	0	0 1	-7		
30	Paige Craft	16:44	0-2	0-1	0-0	0 1 1	1 2	0	0	3	0	0 0	-3		
22	Christyan Reid	05:14	1-2	0-0	1-4	0 0 0	2 3	3	0	1	0	1 0	3		
Team						4 5 9	0		5						
Totals			23-46	9-21	5-16	10 22 32	18 23	60	17	24	6	3 2	-11		
Technical Fouls: NONE															

Shooting By Period		
1st FG%	8-11	72.7%
3PT%	5-6	83.3%
FT%	0-0	0%
2nd FG%	4-15	26.7%
3PT%	0-6	0.0%
FT%	1-2	50%
3rd FG%	5-11	45.5%
3PT%	1-5	20.0%
FT%	2-5	40%
4th FG%	6-9	66.7%
3PT%	3-4	75.0%
FT%	2-9	22.2%
GM FG%	23-46	50.0%
3PT%	9-21	42.9%
FT%	5-16	31.3%

Dead Ball Rebounds: 5, 0

	CIN	LWU
Biggest lead	14 (4 th 5:44)	6 (1 st 4:31)
Best Scoring Run	10 (4 th 5:44)	8 (3 rd 2:04)
Lead Changes	6	
Times Tied	2	
Time with Lead	34:20	04:37

Points from	CIN	LWU
Turnovers	30	10
Paint	40	28
Second Chance	17	12
Fast Breaks	15	6
Bench	21	8

Period by Period Scoring	
1st	24
2nd	13
3rd	15
4th	19
TOT	71

Period by Period Scoring	
1st	21
2nd	9
3rd	13
4th	17
TOT	60

GAME
6

CINCINNATI 72, UT ARLINGTON 58

Nov. 25, 2022 | Daytona Beach, Fla. | Ocean Center



Official Basketball Box Score - Final
UT Arlington at Cincinnati
11/25/22 Ocean Center, Daytona Beach, Fla.
2022 Daytona Beach Invitational

Officials: Ashlee Goode, Kelly Johnson, Matthew Krenek

UT Arlington - 58													Record: 2-3												
NO.	Name	Min	FG		3P		FT		Rebounds		Fouls		TP	AS	TO	ST	Blocks		+/-						
			M	A	M	A	M	A	OR	DR	TOT	PF					FD	BS		BA					
4	Starr Jacobs	F 34:47	6-18	0-0	6-8	0	0	10	10	4	5	18	1	2	5	0	3	-7	1 st FG% 7-17 41.2%						
34	Shylia Smith	F 27:20	1-5	0-1	0	0	4	2	6	2	4	2	1	0	1	0	1	-10							
10	Jireh Washington	G 30:30	4-13	0-3	8-10	0	0	3	3	3	6	16	5	5	5	0	2	-11	FT% 5-9 55.6%						
24	De'Sha Benjamin	G 25:12	0-3	0-1	0	0	1	2	3	2	0	0	0	0	0	0	0	-2							
32	Kayla White	G 33:01	7-13	1-4	2-5	1	2	3	3	5	17	0	4	2	1	0	0	-6	2 nd FG% 2-15 13.3%						
1	Kamaria Gipson	12:34	1-4	0-0	0	0	2	2	4	4	0	2	1	1	0	0	1	-4							
5	Nya Threatt	01:47	0-1	0-0	0	0	0	0	0	0	0	0	1	0	0	0	0	-1	3 rd FG% 8-14 44.4%						
15	Taleyah Jones	15:55	0-3	0-1	1-2	0	0	0	0	1	2	1	0	0	0	3	0	-16							
21	Alexsiah Goudeau	08:13	1-1	0-0	0	0	1	0	1	0	0	2	1	0	0	0	0	-7	FT% 1-2 50.0%						
13	Jordyn Turner	01:49	0-0	0-0	0-0	0	0	1	1	1	0	0	0	1	0	0	0	-1							
2	Reniya Jones	08:52	0-1	0-0	0	0	1	0	1	1	0	0	0	2	0	0	0	-7	4 th FG% 3-12 25.0%						
Team																		-7							
									3 2 5		0 0		0 2		0 0		0 0		GM FG% 20-62 32.3%						
Shooting By Period																									
																			1 st 3PT% 0-1 0.0%						
																			FT% 5-9 55.6%						
																			2 nd FG% 2-15 13.3%						
																			3PT% 0-4 0.0%						
																			FT% 2-4 50%						
																			3 rd FG% 8-14 44.4%						
																			1 st 3PT% 1-2 50.0%						
																			FT% 5-6 83.3%						
																			4 th FG% 3-12 25.0%						
																			3PT% 0-3 0.0%						
																			FT% 5-6 83.3%						
																			GM FG% 20-62 32.3%						

Dead Ball Rebounds: 6, 1

Cincinnati - 72													Record: 4-2												
NO.	Name	Min	FG M-A	3P M-A	FT M-A	Rebounds OR DR TOT	Fouls PF FD	TP	AS	TO	ST	Blocks BS BA	+/-												
10	Jadyn Scott	F 10:05	1-1	0-0	0-0	0 0 0	4 0	2	0	1	0	0 0	-1												
3	Jada Scott	G 15:43	3-3	0-0	1-3	1 1 2	2 2	7	0	1	0	0 0	-3												
4	Braylyn Milton	G 31:53	2-9	0-2	0-0	3 3 6	3 3	4	4	6	3	0 0	14												
20	Jillian Hayes	G 30:25	7-15	0-1	2-5	3 11 14	3 4	16	1	6	0	1 0	11												
23	Mya Jackson	G 36:26	6-16	0-4	3-3	0 2 2	3 4	15	5	2	1	0 1	13												
1	Caitlyn Wilson	13:23	1-2	1-2	0-0	0 1 1	0 0	3	1	2	0	0 0	2												
22	Malea Williams	20:43	3-5	0-1	2-2	1 7 8	2 3	8	0	1	1	4 0	5												
34	A'riel Jackson	14:23	1-5	0-0	3-4	2 2 4	0 2	5	1	2	2	0 0	10												
42	Clarissa Craig	25:19	3-5	0-0	6-8	2 3 5	3 2	12	0	1	3	2 0	15												
11	Taziah Jenks	01:40	0-0	0-0	0-0	0 0 0	2 0	0	0	1	0	0 0	3												
Team						3 1 4	0	0	0																
Totals			27-61	1-10	17-25	15 31 46	22 20	72	12	23	10	7 1	14												
Technical Fouls: NONE																									
Shooting By Period																									
		1 st	FG%	7-18	38.9%																				
		2 nd	3PT%	1-3	33.3%																				
		3 rd	FT%	4-8	50%																				
		4 th	2 nd FG%	5-12	41.7%																				
		1 st	3PT%	0-3	0.0%																				
		2 nd	FT%	6-8	75%																				
		3 rd	FG%	9-15	60.0%																				
		4 th	3PT%	0-1	0.0%																				
		1 st	FT%	5-7	71.4%																				
		2 nd	FG%	6-16	37.5%																				
		3 rd	3PT%	0-3	0.0%																				
		4 th	FT%	2-2	100%																				
		GM FG%	27-61	44.3%																					

Dead Ball Rebounds: 2, 2

	UTA	CIN
Biggest lead	7 (1 st 7:21)	14 (4 th 0:03)
Best Scoring Run	7 (3 rd 5:17)	8 (3 rd 0:41)
Lead Changes	5	14
Times Tied	2	
Time with Lead	08:16	30:01

Points from	UTA	CIN
Turnovers	18	19
Paint	36	44
Second Chance	5	14
Fast Breaks	11	13
Bench	5	28

Period by Period Scoring	
1st	19
2nd	6
3rd	22
4th	11
TOT	58

Period by Period Scoring	
1st	19
2nd	16
3rd	23
4th	14
TOT	72

GAME
7

CINCINNATI 58, CHARLOTTE 59

Nov. 26, 2022 | Daytona Beach, Fla. | Ocean Center



Official Basketball Box Score - Final
Cincinnati at Charlotte
11/26/22 Ocean Center, Daytona Beach, Fla.
Daytona Beach Invitational

Officials: Brian Garland, Kelly Johnson, Erica Herriman

Game Time: 5:45 PM
Game Duration: 1:42
Attendance: 175



Official Basketball Box Score - Final
Cincinnati at N.C. A&T
12/01/22 Corbett Sports Center, Greensboro, N.C.
2022-23 Women's Basketball

Game Time: 6:00 PM
Game Duration: 1:56

Officials:

Cincinnati - 58			Record: 4-3												
NO.	Name		Min	FG M-A	3P M-A	FT M-A	Rebounds OR DR TOT	Fouls PF FD	TP	AS	TO	ST	Blocks BS BA	+/-	
10	Jadyn Scott	F	13:26	1-3	0-0	0-0	1 1 2	0 0	2	0	0	0	0	-7	
3	Jada Scott		G 14:54	1-2	0-0	0-0	0 0 0	2 1 2	2	0	0	0	0	-14	
4	Braylin Milton	G	28:24	4-7	1-1	1-2	1 2 3	0 2	10	2	1	0	0	-12	
20	Jillian Hayes	G	33:42	5-17	0-0	2-4	2 5 7	3 3 3	12	5	2	2	2	3	
23	Mia Jackson	G	32:32	5-13	0-3	1-1	0 3 3	3 1 3	11	2	5	1	0	-4	
22	Malea Williams		16:55	2-7	0-2	0-0	4 4 8	2 1 4	1	2	0	0	0	-6	
42	Clarissa Craig		21:43	4-6	0-0	2-2	0 0 2	2 2 0	10	0	1	1	2	0	
1	Caitlyn Wilson		19:38	1-4	1-4	0-0	1 2 3	0 0 0	3	2	0	0	0	10	
34	Ariel Jackson		09:17	0-0	0-0	2-2	0 0 0	1 1 2	2	1	0	1	0	3	
11	Taziah Jenks		09:29	1-2	0-0	0-0	1 2 3	1 1 2	2	0	1	0	2	0	
Team							4 2 6		0						
Totals				24-61	2-10	8-11	16 21 37	14 13	58	13	12	5	6	4	-1

CINCINNATI RANKING SUMMARIES - AS OF DEC. 3

Statistic	National Rank	Conference Rank	Value	National Leader	Value	Conference Leader	Value
Assist/Turnover Ratio (350 ranked)	234	10	0.69	Colorado St.	2.22	Tulane	1.28
Assists Per Game (350 ranked)	238	9	11.8	UConn	22.5	Tulane	17.9
Blocks Per Game (350 ranked)	50	1	4.6	South Carolina	10.3	Cincinnati	4.6
Field Goal Percentage (350 ranked)	136	6	41.8	UConn	53.8	South Fla.	44.8
Field Goal Percentage Defense (350 ranked)	188	9	39.8	South Carolina	27.3	UCF	30.7
Fouls Per Game (350 ranked)	304	7	20.2	Oregon St.	11.1	Tulane	13.3
Free Throw Attempts Per Game (350 ranked)	55	3	21.00	Notre Dame	29.29	Memphis	28.43
Free Throw Percentage (350 ranked)	216	8	67.9	Green Bay	88.7	South Fla.	75.9
Free Throws Made Per Game (349 ranked)	67	3	14.25	Evansville	21.50	Memphis	17.29
Rebound Margin (350 ranked)	149	8	2.1	LSU	25.1	SMU	11.6
Rebounds (Defensive) Per Game (350 ranked)	238	8	24.0	Drake	37.2	Tulsa	31.7
Rebounds (Offensive) Per Game (350 ranked)	68	6	14.0	Troy	22.3	Houston	19.1
Rebounds Per Game (349 ranked)	167	9	38.00	LSU	54.12	UCF	45.33
Scoring Defense (350 ranked)	203	9	65.1	Virginia Tech	46.1	East Carolina	52.0
Scoring Margin (349 ranked)	166	9	3.4	LSU	49.8	Tulane	18.6
Scoring Offense (350 ranked)	145	8	68.5	LSU	98.2	Memphis	78.6
Steals Per Game (350 ranked)	178	6	8.0	Ga. Southern	18.0	Houston	15.1
Three Point Attempts Per Game (350 ranked)	331	11	13.6	FGCU Tulsa	33.3 33.3	Tulsa	33.3
Three Point Percentage (350 ranked)	65	4	34.9	Illinois	44.1	Memphis	36.4
Three Point Percentage Defense (350 ranked)	150	8	29.3	Jacksonville St.	16.9	UCF	23.2
Three Pointers Per Game (350 ranked)	261	8	4.8	Lehigh	11.4	Tulsa	10.3
Turnover Margin (350 ranked)	196	6	0.00	Ohio St.	15.00	East Carolina	10.75
Turnovers Forced Per Game (350 ranked)	157	5	17.12	Ohio St.	29.00	East Carolina	26.62
Turnovers Per Game (350 ranked)	210	8	17.1	Colorado St.	7.3	Memphis	13.3
Winning Percentage (334 ranked)	124	7	62.5	21 teams tied	100.0	UCF	100.0

Statistic	Player	National Rank	Conference Rank	Value	National Leader	Value	Conference Leader	Value
Assist/Turnover Ratio (250 ranked)	Mya Jackson	221	10	1.27	Kyah Watson, West Virginia	9.00	Rachel Hakes, Tulane	3.50
Assists (139 ranked)	Mya Jackson	70	4	33	Taina Mair, Boston College	67	Rachel Hakes, Tulane	49
Assists Per Game (240 ranked)	Mya Jackson	116	3	4.1	Nika Muhl, UConn	11.0	Rachel Hakes, Tulane	7.0
Blocks (126 ranked)	Jillian Hayes Malea Williams	45 66	2 4	12 11	Brooke Flowers, Saint Louis	41	Dulcy Fankam Mendjiadeu, South Fla.	13
Blocks Per Game (214 ranked)	Jillian Hayes Malea Williams	74 107	2 5	1.50 1.38	Brooke Flowers, Saint Louis	4.10	Destiny Thomas, UCF	2.00
Double Doubles (31 ranked)	Jillian Hayes	31	3	3	Lauren Gustin, BYU Angel Reese, LSU	8 8	Dulcy Fankam Mendjiadeu, South Fla.	6
Field Goal Attempts (141 ranked)	Mya Jackson Jillian Hayes	73 115	5 9	106 98	Kyla McMakin, Saint Louis	193	Sammie Puiasis, South Fla.	135
Field Goal Percentage (249 ranked)	Jillian Hayes Mya Jackson	186 223	5 7	44.9 42.5	Kurstyn Harden, SFA	73.5	Dulcy Fankam Mendjiadeu, South Fla.	61.0
Field Goals (136 ranked)	Mya Jackson Jillian Hayes	95 113	5 6	45 44	Ta'Niya Latson, Florida St. Maddy Siegrist, Villanova	82 82	Dulcy Fankam Mendjiadeu, South Fla.	61
Free Throw Attempts (140 ranked)	Jillian Hayes	34	1	47	Caitlin Clark, Iowa	70	Jillian Hayes, Cincinnati	47
Free Throw Percentage (249 ranked)	Mya Jackson	157	5	80.0	6 players tied	100.0	Sammie Puiasis, South Fla.	100.0
Free Throws (134 ranked)	Jillian Hayes	88	1	28	Caitlin Clark, Iowa	57	Dulcy Fankam Mendjiadeu, South Fla. Jillian Hayes, Cincinnati Jamirah Shutes, Memphis	28 28 28
Minutes Per Game (150 ranked)	Mya Jackson	16	1	37.15	Esmeralda Morales, Portland St.	39.37	Mya Jackson, Cincinnati	37.15
Points (195 ranked)	Mya Jackson Jillian Hayes	110 134	4 6	120 116	Caitlin Clark, Iowa	232	Sammie Puiasis, South Fla.	170
Points Per Game (246 ranked)	Mya Jackson Jillian Hayes	181 212	7 10	15.0 14.5	Caitlin Clark, Iowa	29.0	Sammie Puiasis, South Fla.	17.0
Rebounds (145 ranked)	Jillian Hayes	39	2	70	Angel Reese, LSU	118	Dulcy Fankam Mendjiadeu, South Fla.	115
Rebounds (Defensive) Per Game (29 ranked)					Lauren Gustin, BYU	10.5	Marta Galic, Tulane	7.9
Rebounds (Offensive) Per Game (30 ranked)					Kierra Prim, Central Ark.	7.2	Destiny Thomas, UCF	5.5
Rebounds Per Game (250 ranked)	Jillian Hayes	68	5	8.8	Angel Reese, LSU	14.8	Dulcy Fankam Mendjiadeu, South Fla.	11.5
Steals (117 ranked)					Veronica Charles, Morehead St. Ny'Ceara Pryor, Sacred Heart	34 34	Danae McNeal, East Carolina Alexsia Rose, East Carolina	23 23
Steals Per Game (241 ranked)					Gabi Vidmar, Cal St. Fullerton	4.60	Danae McNeal, East Carolina Alexsia Rose, East Carolina	2.88 2.88
Three Point Attempts (149 ranked)					Sammie Puiasis, South Fla.	84	Sammie Puiasis, South Fla.	84
Three Point Percentage (219 ranked)	Caitlyn Wilson	89	6	41.5	Sophia Tougas, CSU Bakersfield	66.7	Marta Galic, Tulane	50.0
Three Pointers (150 ranked)	Caitlyn Wilson	90	5	17	Hannah Jump, Stanford	33	Sammie Puiasis, South Fla.	32
Three Pointers Per Game (238 ranked)	Caitlyn Wilson	168	9	2.12	Jade Moore, North Ala. Esmeralda Morales, Portland St.	4.00 4.00	Marta Galic, Tulane	3.29
Triple Doubles (1 ranked)					5 players tied	1		

O | DAIS'JA TROTTER

Jr. | G | 5-9 | Louisville, Ky. | Seneca High School | Rend Lake College | Days - JUH (Rhymes with Asia) | Twitter: daisjalachelle | IG: daisjatrotter

MIN	PPG	RPG	3FG%	FG%
11.3	2.6	2.2	40.0	30.8



2022-23: Recorded six points on 2-3 from behind the arc and six rebounds vs. Tennessee Tech (11/10) ... One of two transfers (Mya Jackson) and one of six players from within a 100-mile radius (Louisville, Ky.) on the roster.

2021-22 AT REND LAKE COLLEGE: Named the Great Rivers Athletic Conference and NJCAA Region XXIV Player of the Year ... Led the NJCAA in points per game, total points and field goals made, averaging 24.4 points per game ... Finished as the program's all-time leading scorer with 1,474 points, breaking a nearly four-decade record established in 1983 ... Named a Second-Team NJCAA All-American, in addition to earning All-Region and All-Conference honors ... Started 29 of 30 games, averaging 24.4 points, 10.3 rebounds, and 2.3 assists per game ... Helped lead the Warriors to a 23-7 record, 11-2 in the GRAC conference ... Tied her career-high 44 points twice, at Shawnee Community College and Olney Central College ... Her #10 Rend Lake jersey is on display at the Women's Basketball Hall of Fame Ring of Honor in Knoxville, Tenn.

2020-21 AT REND LAKE COLLEGE: Named a honorable mention NJCAA All-American ... Started all 18 games, recording 19.6 points, 9.7 rebounds and 1.4 assists per game ... Her team-high 19.6 points per game ranked 11th in the NJCAA.

2019-20 AT REND LAKE COLLEGE: Appeared in 26 games with 18 starts ... Averaged 15 points, 10.2 rebounds and 1.6 assists per game ... Minutes increased from 25.9 to 29.1 in conference games ... Recorded a collegiate career-high 44 points on 17-25 from the field at Kaskaskia College.

HIGH SCHOOL/PREP: 1,000-point scorer at Seneca High School, where she was coached by her mother Latasha Peterson ... Totaled 60 points on 25-33 from the field and 21 rebounds in win over Portland Christian ... Named All-Conference and All-Region in her junior season.

PERSONAL: Mother, Latasha, played for Kentucky ... Her brothers, Brandon played four seasons for William Penn College before signing in Australia and Barrye competed in track and field for two seasons at Campbellsville University ... Majoring in criminal justice.

Opponent	Date	GS	MIN	Total		3-Pointers		Free throws		Rebounds								PTS	AVG
				FG-FGA	PCT	3FG-3FGA	PCT	FT-FTA	PCT	OFF	DEF	TOT	AVG	PF	A	TO	BLK	STL	
at Louisville	11/07/2022		12:22	1-4	.250	1-3	.333	0-0	.000	0	2	2	2.0	2	0	1	0	0	3
Tennessee Tech	11/10/2022		17:09	2-4	.500	2-3	.667	0-0	.000	3	3	6	4.0	1	2	1	0	1	6
Radford	11/13/2022		12:34	0-2	.000	0-2	.000	1-2	.500	1	0	1	3.0	0	0	0	0	0	3.3
Toledo	11/16/2022		04:33	0-0	.000	0-0	.000	0-0	.000	1	0	1	2.5	0	0	0	0	0	2.5
at Lindenwood	11/21/2022		09:44	1-3	.333	1-2	.500	0-0	.000	0	1	1	2.2	1	0	0	0	0	2.6
Totals		0	56:22	4-13	.308	4-10	.400	1-2	.500	5	6	11	2.2	4	2	2	0	1	13

				Field Goals		3-Point		F-Throws		Rebounds								Scoring		
SEASON	TEAM	GP-GS	MIN/AVG	FG-FGA	FG%	3FG-3FGA	3FG%	FT-FTA	FT%	OFF	DEF	TOT	AVG	PF-FO	A	TO	BLK	STL	PTS	AVG
2022-23	UC	5-0	56/11.3	4-13	.308	4-10	.400	1-2	.500	5	6	11	2.2	4-0	2	2	0	1	13	2.6
TOTAL		5-0	56/11.3	4-13	.308	4-10	.400	1-2	.500	5	6	11	2.2	4-0	2	2	0	1	13	2.6

MISCELLANEOUS STATS

	SEASON	CAREER
Double-Double.....		
10+ Plus Points.....		
20+ Plus Points.....		
5+ Rebounds.....	1	1
5+ Assists.....		
10+ Rebounds.....		
10+ Assists.....		
2+ Blocks.....		
2+ Steals.....		
Led Team in Points.....		
Led Team in Rebounds.....		
Led Team in Assists.....		
Led Team in Blocks.....		
Led Team in Steals.....		

TROTTER'S HIGHS

POINTS

Season.....	6 vs. Tennessee Tech, 11/10/22
Conference.....	
Career.....	6 vs. Tennessee Tech, 11/10/22

REBOUNDS

Season.....	6 vs. Tennessee Tech, 11/10/22
Conference.....	
Career.....	6 vs. Tennessee Tech, 11/10/22

FG MADE

Season.....	2 vs. Tennessee Tech, 11/10/22
Conference.....	
Career.....	2 vs. Tennessee Tech, 11/10/22

FG ATTEMPTED

Season.....	4 vs. Tennessee Tech, 11/10/22; at Louisville, 11/7/22
Conference.....	
Career.....	4 vs. Tennessee Tech, 11/10/22; at Louisville, 11/7/22

THREE POINT FG MADE

Season.....	2 vs. Tennessee Tech, 11/10/22
Conference.....	
Career.....	2 vs. Tennessee Tech, 11/10/22

THREE POINT FG ATTEMPTED

Season.....	3 vs. Tennessee Tech, 11/10/22; at Louisville, 11/7/22
Conference.....	
Career.....	3 vs. Tennessee Tech, 11/10/22; at Louisville, 11/7/22

FT MADE

Season.....	1 vs. Radford, 11/13/22
Conference.....	
Career.....	1 vs. Radford, 11/13/22

FT ATTEMPTED

Season.....	2 vs. Radford, 11/13/22
Conference.....	
Career.....	2 vs. Radford, 11/13/22

ASSISTS

Season.....	2 vs. Tennessee Tech, 11/10/22
Conference.....	
Career.....	2 vs. Tennessee Tech, 11/10/22

BLOCKS

Season.....	
Conference.....	
Career.....	

STEALS

Season.....	1 vs. Tennessee Tech, 11/10/22
Conference.....	
Career.....	1 vs. Tennessee Tech, 11/10/22

MINUTES

Season.....	17 vs. Tennessee Tech, 11/10/22
Conference.....	
Career.....	17 vs. Tennessee Tech, 11/10/22



1 | CAITLYN WILSON

Sr. | G | 5-10 | Cordova, Tenn. | Arlington High School | Chipola Junior College | Twitter: c_will1 | IG: caitlyn.alyce

MIN	PPG	RPG	FG%	3FG%
22.1	7.3	1.9	40.0	41.5

2022-23: Ranks ninth in program history with 127 career three-pointers made ... Currently posting a 41.5 three-point percentage, connecting on 17-41 from three this season ... Scored nine points on 3-6 from three at North Carolina A&T (12/1) ... Scored eight points and added three rebounds at Lindenwood (11/21) ... Totaled nine points and five rebounds vs. Toledo (11/16) ... Recorded a game-high 15 points on 5-7 from behind the arc in 26 minutes vs. Radford (11/13) ... Scored six points on 2-3 from behind the arc vs. Tennessee Tech (11/10) ... Added five points and an assist at Louisville (11/7) ... Three three-point field goals made shy of entering top-10 in program history (currently at 121, 124 - 10th).

2021-22: Played in 28 games with 21 starts, averaging 7.9 points, 2.3 rebounds and 1.0 assists in 23.3 minutes ... Ranked second in the AAC with 2.1 three-point field goals per game and third in total three-point field goals made at 58 ... Posted a season-high 17 points against UCF (1/22) on 5-11 from behind the arc ... Recorded a career-high six rebounds with six points at Tulane (2/13) ... Led the team in points in six games, including four of the first six conference contests.

2020-21: Played in 20 games with 11 starts, averaging 9.6 points, 1.3 rebounds and 0.8 assists in 23.3 minutes ... Scored in double figures 10 times with four 20-plus point contests ... Increased her averages to 14.9 points, 1.6 steals and 3.9 three-point field goals made per game after moving into the starting lineup over the final 11 games of the season ... Ranked first in the AAC with 2.55 three-point field goals per game, first with 51 three-point field goals made, second with a 32.3 three-point field goal percentage, second with 158 three-point field goals attempted, and 26th with 9.6 points per game ... Tallied a career-high 23 points on 8-of-13 shooting from the field and 5-of-10 behind the arc against Temple (2/3).

2019-20 AT CHIPOLA JUNIOR COLLEGE: Ranked as the No. 5 JUCO player in the Class of 2021 according to All-Star Girls Report ... Started 18 of 27 games played, averaging 13.6 points, 3.2 rebounds, 2.0 steals and 0.9 assists while also averaging 3.4 three-point field goals made per game ... Converted on 37.5 percent from the floor, including 35.0 percent from behind the arc ... Earned All-Panhandle Conference First Team honors ... Scored in double-digits in 17 games, reaching 20 or more points in four times.

Opponent	Date	GS	MIN	Total		3-Pointers		Free throws		Rebounds				PF	A	TO	BLK	STL	PTS	AVG
				FG-FGA	PCT	3FG-3FGA	PCT	FT-FTA	PCT	OFF	DEF	TOT	AVG							
at Louisville	11/07/2022		11:56	1-3	.333	1-3	.333	2-3	.667	0	0	0	0.0	2	1	1	0	0	5	5.0
Tennessee Tech	11/10/2022		16:37	2-3	.667	2-3	.667	0-0	.000	0	0	0	0.0	0	0	0	0	1	6	5.5
Radford	11/13/2022	*	26:28	5-7	.714	5-7	.714	0-0	.000	0	3	3	1.0	0	0	2	1	1	15	8.7
Toledo	11/16/2022	*	35:38	3-10	.300	2-8	.250	1-2	.500	1	4	5	2.0	1	1	1	0	1	9	8.8
at Lindenwood	11/21/2022	*	29:01	2-9	.222	2-8	.250	2-2	1.000	1	2	3	2.2	3	0	3	0	2	8	8.6
vs UT Arlington	11/25/2022		13:23	1-2	.500	1-2	.500	0-0	.000	0	1	1	2.0	0	1	2	0	0	3	7.7
vs Charlotte	11/26/2022		19:38	1-4	.250	1-4	.250	0-0	.000	1	2	3	2.1	0	2	0	0	0	3	7.0
at N.C. A&T	12/01/2022		23:54	3-7	.429	3-6	.500	0-0	.000	0	0	0	1.9	3	2	2	0	1	9	7.3
Totals			3	176:35	.400	17-41	.415	5-7	.714	3	12	15	1.9	9	7	11	1	6	58	7.3

			Field Goals		3-Point		F-Throws		Rebounds										Scoring
SEASON TEAM	GP-GS	MIN/AVG	FG-FGA	FG%	3FG-3FGA	3FG%	FT-FTA	FT%	OFF	DEF	TOT	AVG	PF-FO	A	TO	BLK	STL	PTS	AVG
2020-21 UC	20-11	466/23.3	60-177	.339	51-158	.323	21-28	.750	3	23	26	1.3	40-0	16	35	3	20	192	9.6
2021-22 UC	28-21	677/24.2	72-238	.303	58-188	.309	18-21	.857	15	48	63	2.3	46-1	27	24	6	18	220	7.9
2022-23 UC	8-3	177/22.1	18-45	.400	17-41	.415	5-7	.714	3	12	15	1.9	9-0	7	11	1	6	58	7.3
TOTAL	56-35	1320/23.6	150-460	.326	126-387	.326	44-56	.786	21	83	104	1.9	95-1	50	70	10	44	470	8.4

MISCELLANEOUS STATS

	SEASON	CAREER
Double-Double.....		
10+ Plus Points.....	1	19
20+ Plus Points.....		4
5+ Rebounds.....	1	4
5+ Assists.....		
2+ Blocks.....		2
2+ Steals.....	1	9
10+ Rebounds.....		
10+ Assists.....		
Led Team in Points.....	1	9
Led Team in Rebounds.....		2
Led Team in Assists.....		1
Led Team in Blocks.....		1
Led Team in Steals.....		8

WILSON'S HIGHS

POINTS

Season.....	15 vs. Radford, 11/13/22
Conference.....	23 vs. Temple, 2/3/21
Career.....	23 vs. Temple, 2/3/21

REBOUNDS

Season.....	5 vs. Toledo, 11/16/22
Conference.....	6 at Tulane, 2/13/22
Career.....	6 at Tulane, 2/13/22

FG MADE

Season.....	5 vs. Radford, 11/13/22
Conference.....	8 vs. Temple, 2/3/21
Career.....	8 vs. Temple, 2/3/21

FG ATTEMPTED

Season.....	10 vs. Toledo, 11/16/22
Conference.....	20 at Tulane, 2/7/21
Career.....	20 at Tulane, 2/7/21

THREE POINT FG MADE

Season.....	5 vs. Radford, 11/13/22
Conference.....	6 at Memphis, 2/10/22; at Tulane, 2/7/22
Career.....	6 at Memphis, 2/10/22; at Tulane, 2/7/22

THREE POINT FG ATTEMPTED

Season.....	8 at Lindenwood, 11/21/22; vs. Toledo, 11/16/22
Conference.....	17 at Tulane, 2/7/22
Career.....	17 at Tulane, 2/7/22

FT MADE

Season.....	2 at Lindenwood, 11/21/22; at Louisville, 11/7/22
Conference.....	6 at South Florida, 2/17/22
Career.....	6 at South Florida, 2/17/22

FT ATTEMPTED

Season.....	3 at Louisville, 11/7/22
Conference.....	6 at South Florida, 2/17/22; vs. Temple, 2/3/21
Career.....	6 at South Florida, 2/17/22; vs. Temple, 2/3/21

ASSISTS

Season... 2 at North Carolina A&T, 12/1/22; vs. Charlotte, 11/26/22	
Conference.....	4 at Memphis, 2/2/22
Career.....	4 at Memphis, 2/2/22

BLOCKS

Season.....	1 vs. Radford, 11/13/22
Conference 2 at East Carolina, 1/16/22; vs. South Florida, 1/5/22	
Career.....	2 at East Carolina, 1/16/22; vs. South Florida, 1/5/22

STEALS

Season.....	2 at Lindenwood, 11/21/22
Conference.....	4 vs. UCF, 3/9/22; vs. Memphis, 3/8/22
Career.....	4 vs. UCF, 3/9/22; vs. Memphis, 3/8/22

MINUTES

Season.....	35 vs. Toledo, 11/16/22
Conference.....	38 vs. UCF, 3/9/22
Career.....	38 vs. UCF, 3/9/22



3 | JADA SCOTT

Sr. | G | 6-1 | Townsend, Ga. | Frederica Academy | Twitter: jadascott03 | IG: jadascott03

MIN	PPG	RPG	APG	FG%
16.5	3.3	2.5	0.6	48.0

2022-23: Started four of the last five games ... Added seven points and two rebounds vs. UT Arlington (11/25) ... Posted three points, two rebounds and two assists at Lindenwood (11/21) ... Totaled six points, four rebounds and two assists in 30 minutes vs. Toledo (11/16) ... Tied a career-high eight points on 4-7 from the field, adding seven rebounds and a career-high three steals in 13 minutes off the bench vs. Radford (11/13) ... Jada and Jadyn Scott are one of 15 sets of twins on a Division One Women's Basketball roster.

2021-22: Played in 24 games with three starts, averaging 1.4 points, 1.4 rebounds and 0.4 assists in 8.5 minutes ... Posted a season-high six points against UCF (2/26) ... Totaled two points and a season-best three rebounds at South Florida (2/16) ... Handed out a season-high three assists, in addition to four points and two rebounds against Xavier (12/12).

2020-21: Played in 21 games with nine starts, averaging 2.6 points, 2.7 rebounds and 1.0 assists in 19.6 minutes ... Tied a career-high eight points on 3-of-4 from the field against Tulsa (1/6) ... Neared a double-double with seven points and a career-high 11 rebounds at East Carolina (2/24) ... Handed out a career-high four assists to go with six points and two rebounds at Memphis (2/10).

2019-20: Played in 18 games with one start, averaging 1.2 points and 0.8 rebounds in 5.9 minutes ... Scored a career-high eight points with two assists in 15 minutes off the bench against Pittsburgh (12/21) ... Had five points, including her first collegiate three-pointer, in four minutes against UConn (2/26) ... Pulled down three rebounds in seven minutes against Alabama A&M (12/17) ... Swiped two steals at Memphis (1/8).

HIGH SCHOOL/PREP: Ranked as the 39th-best wing by ESPN ... Brunswick News Coastal Georgia All-Area Second Team ... Earned Georgia Independent School Association (GISA) 3A All-State and All-Region accolades at Frederica Academy.

PERSONAL: Sister, Jadyn, also plays on the team; brother, Tre, played on the Cincinnati men's basketball team, earning 2020 AAC Defensive Player of the Year honors.

Opponent	Date	GS	MIN	Total		3-Pointers		Free throws		Rebounds										
				FG-FGA	PCT	3FG-3FGA	PCT	FT-FTA	PCT	OFF	DEF	TOT	AVG	PF	A	TO	BLK	STL	PTS	AVG
at Louisville	11/07/2022		15:44	0-1	.000	0-0	.000	0-0	.000	0	2	2	2.0	2	0	0	0	0	0.0	
Tennessee Tech	11/10/2022		12:36	0-2	.000	0-0	.000	0-0	.000	0	2	2	2.0	2	0	0	1	0	0.0	
Radford	11/13/2022		12:54	4-7	.571	0-0	.000	0-0	.000	2	5	7	3.7	1	1	0	0	3	2.7	
Toledo	11/16/2022	*	29:45	3-6	.500	0-0	.000	0-0	.000	1	3	4	3.8	3	2	0	0	6	3.5	
at Lindenwood	11/21/2022	*	23:34	1-2	.500	0-0	.000	1-2	.500	0	2	2	3.4	1	2	1	0	1	3.4	
vs UT Arlington	11/25/2022	*	15:43	3-3	1.000	0-0	.000	1-3	.333	1	1	2	3.2	2	0	1	0	7	4.0	
vs Charlotte	11/26/2022	*	14:54	1-2	.500	0-0	.000	0-0	.000	0	0	0	2.7	2	0	0	0	2	3.7	
at N.C. A&T	12/01/2022		07:08	0-2	.000	0-0	.000	0-0	.000	0	1	1	2.5	1	0	0	0	0	3.3	
Totals		4	132:17	12-25	.480	0-0	.000	2-5	.400	4	16	20	2.5	14	5	2	1	4	26	3.3

			Field Goals		3-Point		F-Throws		Rebounds								Scoring			
SEASON	TEAM	GP-GS	MIN/AVG	FG-FGA	FG%	3FG-3FGA	3FG%	FT-FTA	FT%	OFF	DEF	TOT	AVG	PF-FO	A	TO	BLK	STL	PTS	AVG
2019-20	UC	18-1	108/6.0	8-22	.364	1-2	.500	4-6	.667	4	10	14	0.8	23-0	8	8	2	3	21	1.2
2020-21	UC	21-9	412/19.6	25-74	.338	0-3	.000	5-7	.714	21	36	57	2.7	52-2	20	39	5	9	55	2.6
2021-22	UC	24-3	207/8.6	16-36	.444	0-3	.000	2-7	.286	9	24	33	1.4	23-0	9	10	1	5	34	1.4
2022-23	UC	8-4	132/16.5	12-25	.480	0-0	.000	2-5	.400	4	16	20	2.5	14-0	5	2	1	4	26	3.3
TOTAL		71-17	860/12.1	61-157	.389	1-8	.125	13-25	.520	38	86	124	1.7	112-2	42	59	9	21	136	1.9

MISCELLANEOUS STATS

	SEASON	CAREER
Double-Double.....		
10+ Plus Points		
20+ Plus Points		
5+ Rebounds	1	4
5+ Assists		
10 + Rebounds	1	
10+ Assists		
2+ Blocks	1	1
2+ Steals	1	5
Led Team in Points		
Led Team in Rebounds.....		
Led Team in Assists		
Led Team in Blocks.....		3
Led Team in Steals.....	1	3

SCOTT'S HIGHS

POINTS

Season.....8 vs. Radford, 11/13/22
Conference 8 vs. Tulsa, 1/6/21
Career..... 8 [3x] last vs. Radford, 11/13/22

REBOUNDS

Season.....7 vs. Radford, 11/13/22
Conference 11 at ECU, 2/24/21
Career..... 11 at ECU, 2/24/21

FG MADE

Season.....4 vs. Radford, 11/13/22
Conference 3 [4x] last at UCF, 2/26/22
Career.....4 vs. Radford, 11/13/22

FG ATTEMPTED

Season.....7 vs. Radford, 11/13/22
Conference 7 at East Carolina, 2/24/22; at Temple, 1/13/21
Career.....7 [3x] last vs. Radford, 11/13/22

THREE POINT FG MADE

Season.....
Conference1 vs. UConn, 2/26/20
Career.....1 vs. UConn, 2/26/20

THREE POINT FG ATTEMPTED

Season.....
Conference1 [7x] last at UCF, 2/26/22
Career.....1 [8x] last at UCF, 2/26/22

FT MADE

Season.....1 at Lindenwood, 11/21/22
Conference2 vs. UCF, 2/13/21; vs. Tulsa, 1/6/21
Career.....2 [3x] last vs. UCF, 2/13/21

FT ATTEMPTED

Season.....3 vs. UT Arlington, 11/25/22
Conference3 vs. UT Arlington, 11/25/22; vs. Tulsa, 1/6/21
Career.....3 vs. UT Arlington, 11/25/22; vs. Tulsa, 1/6/21

ASSISTS

Season.....2 at Lindenwood, 11/21/22; vs. Toledo, 11/16/22
Conference4 at Memphis, 2/10/22
Career.....4 at Memphis, 2/10/22

BLOCKS

Season.....1 vs. Tennessee Tech, 11/10/22
Conference3 vs. UCF, 3/9/21
Career.....3 vs. UCF, 3/9/21

STEALS

Season.....3 vs. Radford, 11/13/22
Conference2 [4x] last at Tulane, 2/13/22
Career.....3 vs. Radford, 11/13/22

MINUTES

Season.....30 vs. Toledo, 11/16/22
Conference37 at USF, 2/17/21
Career.....37 at USF, 2/17/21



4 | BRAYLYN MILTON

So. | G | 5-11 | Charlotte, N.C. | Independence High School | BRAY - Lin | Twitter: braylynmilton | IG: braraayyy

MIN	PPG	RPG	APG	3FG%
30.3	8.7	4.3	2.3	47.1

2022-23: Leads the team with a 47.1 three-point field goal percentage (8-17) ... Turned in her third double-digit game of the season with 11 points, three assists and two rebounds at North Carolina A&T (12/1) ... Finished with 10 points and three rebounds vs. Charlotte (11/26) ... Recorded a career-high three steals vs. UT Arlington (11/25) ... Tied a career-high eight rebounds vs. Toledo (11/16) ... Posted six assists and four rebounds vs. Radford (11/13) ... Erupted for a career-high and game-high 28 points and three rebounds, connecting on 9-12 from the field, 5-5 from three-point range, and 5-6 from the line in 33 minutes at Louisville (11/7) ... The 28 points are the most by a Bearcat since Ilmar'i Thomas had 30 against Memphis on March 8, 2021.

2021-22: Named to the AAC All-Freshman Team ... Played in 28 games with 14 starts, averaging 5.4 points, 2.6 rebounds and 1.3 assists in 28 minutes ... Converted on a team-high 38.2 percent from three ... Totaled a career-high 19 points against Ole Miss (12/5) ... Paired three points with a career-high eight rebounds at Marquette (12/22) ... Dished out a career-high seven assists to go with 12 points and two rebounds vs UCF (1/22) ... Named to the AAC All-Academic Team.

HIGH SCHOOL/PREP: Named one of the top prospects in North Carolina by Phenom Hoop Report and one of the top three players in Charlotte ... Three-time Southwestern 4A All-Conference and All-Tournament selection and three-time North Carolina All-District 9 honoree ... 2020 Charlotte Observer All-Defensive Team award honoree.

Opponent	Date	GS	MIN	Total		3-Pointers		Free throws		Rebounds				PF	A	TO	BLK	STL	PTS	AVG
				FG-FGA	PCT	3FG-3FGA	PCT	FT-FTA	PCT	OFF	DEF	TOT	AVG							
at Louisville	11/07/2022	*	33:21	9-12	.750	5-5	1.000	5-6	.833	0	3	3	3.0	3	0	3	0	1	28	28.0
Tennessee Tech	11/10/2022	*	24:21	1-9	.111	0-4	.000	1-2	.500	1	4	5	4.0	2	2	2	0	0	3	15.5
Radford	11/13/2022	*	31:34	0-6	.000	0-1	.000	1-2	.500	1	2	3	3.7	3	6	4	0	0	1	10.7
Toledo	11/16/2022	*	30:31	1-3	.333	1-1	1.000	1-2	.500	2	6	8	4.8	5	1	1	1	0	4	9.0
vs UT Arlington	11/25/2022	*	31:53	2-9	.222	0-2	.000	0-0	.000	3	3	6	5.0	3	4	6	0	3	4	8.0
vs Charlotte	11/26/2022	*	28:24	4-7	.571	1-1	1.000	1-2	.500	1	2	3	4.7	0	2	1	0	0	10	8.3
at N.C. A&T	12/01/2022	*	32:21	4-7	.571	1-3	.333	2-2	1.000	0	2	2	4.3	4	3	2	0	1	11	8.7
Totals		7	212:25	21-53	.396	8-17	.471	11-16	.688	8	22	30	4.3	20	18	19	1	5	61	8.7

SEASON TEAM	GP-GS	MIN/AVG	Field Goals		3-Point		F-Throws		Rebounds				PF-FO	A	TO	BLK	STL	Scoring	
			FG-FGA	FG%	3FG-3FGA	3FG%	FT-FTA	FT%	OFF	DEF	TOT	AVG						PTS	AVG
2021-22 UC	28-14	695/24.8	51-153	.333	21-55	.382	29-45	.644	19	54	73	2.6	52-0	37	51	7	16	152	5.4
2022-23 UC	7-7	212/30.3	21-53	.396	8-17	.471	11-16	.688	8	22	30	4.3	20-1	18	19	1	5	61	8.7
TOTAL	35-21	908/25.9	72-206	.350	29-72	.403	40-61	.656	27	76	103	2.9	72-1	55	70	8	21	213	6.1

MISCELLANEOUS STATS

	SEASON	CAREER
Double-Double.....	3	7
10+ Plus Points.....	1	1
20+ Plus Points.....	3	8
5+ Rebounds.....	1	3
5+ Assists.....	1	3
10+ Rebounds.....	1	3
10+ Assists.....	1	3
2+ Blocks.....	1	3
2+ Steals.....	1	3
Led Team in Points.....	1	3
Led Team in Rebounds.....	1	3
Led Team in Assists.....	1	3
Led Team in Blocks.....	1	3
Led Team in Steals.....	1	4

MILTON'S HIGHS

POINTS

Season.....	28 at Louisville, 11/7/22
Conference.....	12 vs. UCF, 1/22/22
Career.....	28 at Louisville, 11/7/22

REBOUNDS

Season.....	8 vs. Toledo, 11/16/22
Conference.....	7 at East Carolina, 1/16/22
Career.....	8 vs. Toledo, 11/16/22; at Marquette, 12/22/21

FG MADE

Season.....	9 at Louisville, 11/7/22
Conference.....	4 vs. Tulsa, 1/29/22; vs. UCF, 1/22/22
Career.....	9 at Louisville, 11/7/22

FG ATTEMPTED

Season.....	12 at Louisville, 11/7/22
Conference.....	9 at Memphis, 2/2/22
Career.....	12 at Louisville, 11/7/22; vs. Ole Miss, 12/5/21

THREE POINT FG MADE

Season.....	5 at Louisville, 11/7/22
Conference.....	3 vs. Tulsa, 1/29/22
Career.....	5 at Louisville, 11/7/22

THREE POINT FG ATTEMPTED

Season.....	5 at Louisville, 11/7/22
Conference.....	5 vs. Tulsa, 1/29/22
Career.....	6 at Memphis, 2/2/22

FT MADE

Season.....	5 at Louisville, 11/7/22
Conference.....	4 vs. Houston, 3/7/22
Career.....	7 vs. Ole Miss, 12/5/21

FT ATTEMPTED

Season.....	6 at Louisville, 11/7/22
Conference.....	4 vs. Houston, 3/7/22
Career.....	8 vs. Ole Miss, 12/5/21

ASSISTS

Season.....	6 vs. Radford, 11/13/22
Conference.....	7 vs. UCF, 1/22/22
Career.....	7 vs. UCF, 1/22/22

BLOCKS

Season.....	1 vs. Toledo, 11/16/22
Conference.....	2 at Memphis, 2/2/22
Career.....	2 at Memphis, 2/2/22

STEALS

Season.....	3 vs. UT Arlington, 11/25/22
Conference.....	2 (3x) last vs. East Carolina, 2/19/22
Career.....	3 vs. UT Arlington, 11/25/22

MINUTES

Season.....	33 at Louisville, 11/7/22
Conference.....	38 at Temple, 1/26/22
Career.....	41 vs. NC A&T, 12/19/21

5 | LOJAIN ELFATAIRY

So. | G | 5-4 | Giza, Egypt | Smart Village School | Lou - Jine (Rhymes with Rhine) Elf - AH - Tar - EE | Twitter: LogiSamy | IG: logisamyy



2022-23: Provided a spark off the bench against Tennessee Tech (11/10) and Toledo (11/16) ... One of two international players (Giza, Egypt) on the roster.

2021-22: Played in 14 games without a start, averaging 0.5 points, 0.5 rebounds, and 0.6 assists... Posted a career-high three points against SMU (2/9) ... Totaled a career-high two rebounds at Chattanooga (12/25) ... Named to the AAC All-Academic Team.

HIGH SCHOOL/PREP: Played at Smart Village School ... Competed for the Egyptian U16 National Team ... Honored with the best three-point shooter award at the African U16 Championship.

Opponent	Date	GS	MIN	Total		3-Pointers		Free throws		Rebounds				PF	A	TO	BLK	STL	PTS	AVG
				FG-FGA	PCT	3FG-3FGA	PCT	FT-FTA	PCT	OFF	DEF	TOT	AVG							
Tennessee Tech	11/10/2022		01:21	0-1	.000	0-1	.000	0-0	.000	0	0	0	0.0	0	0	0	0	0	0	0.0
Toledo	11/16/2022		02:25	0-0	.000	0-0	.000	0-0	.000	0	0	0	0.0	0	0	1	0	0	0	0.0
Totals		0	03:46	0-1	.000	0-1	.000	0-0	.000	0	0	0	0.0	0	0	1	0	0	0	0.0

SEASON TEAM	GP-GS	MIN/AVG	Field Goals		3-Point		F-Throws		Rebounds				PF-FO	A	TO	BLK	STL	Scoring	
			FG-FGA	FG%	3FG-3FGA	3FG%	FT-FTA	FT%	OFF	DEF	TOT	AVG						PTS	AVG
2021-22 UC	14-0	74/5.3	1-14	.071	1-11	.091	4-6	.667	0	7	7	0.5	7-0	8	7	0	1	7	0.5
2022-23 UC	2-0	4/1.9	0-1	.000	0-1	.000	0-0	.000	0	0	0	0.0	0-0	0	1	0	0	0	0.0
TOTAL	16-0	78/4.9	1-15	.067	1-12	.083	4-6	.667	0	7	7	0.4	7-0	8	8	0	1	7	0.4

MISCELLANEOUS STATS

	SEASON	CAREER
Double-Double.....		
10+ Plus Points.....		
20+ Plus Points.....		
5+ Rebounds.....		
5+ Assists.....		
10+ Rebounds.....		
10+ Assists.....		
2+ Blocks.....		
2+ Steals.....		
Led Team in Points.....		
Led Team in Rebounds.....		
Led Team in Assists.....		
Led Team in Blocks.....		
Led Team in Steals.....		1

ELFATAIRY'S HIGHS

POINTS

Season.....	
Conference.....	3 vs. SMU, 2/9/22
Career.....	3 vs. SMU, 2/9/22

REBOUNDS

Season.....	
Conference.....	1 vs. Tulsa, 1/29/22; vs. Temple, 1/8/22
Career.....	2 at UTC, 12/15/21

FG MADE

Season.....	
Conference.....	1 vs. SMU, 2/9/22
Career.....	1 vs. SMU, 2/9/22

FG ATTEMPTED

Season.....	1 vs. Tennessee Tech, 11/10/22
Conference.....	2 vs. SMU, 2/9/22
Career.....	4 at Ohio State, 11/27/21

THREE POINT FG MADE

Season.....	
Conference.....	1 vs. SMU, 2/9/22
Career.....	1 vs. SMU, 2/9/22

THREE POINT FG ATTEMPTED

Season.....	1 vs. Tennessee Tech, 11/10/22
Conference.....	1 vs. SMU, 2/9/22
Career.....	3 at Ohio State, 11/27/21

FT MADE

Season.....	
Conference.....	2 at UCF, 2/26/22
Career.....	2 at UCF, 2/26/22; at Xavier, 12/12/21

FT ATTEMPTED

Season.....	
Conference.....	2 at UCF, 2/26/22
Career.....	2 (3x) last at UCF, 2/26/22

ASSISTS

Season.....	
Conference.....	1 (3x) last vs. Houston, 3/7/22
Career.....	2 at Xavier, 12/12/21; vs. Central Michigan, 12/1/21

BLOCKS

Season.....	
Conference.....	
Career.....	

STEALS

Season.....	
Conference.....	
Career.....	1 vs. Central Michigan, 12/1/21

MINUTES

Season.....	2 vs. Toledo, 11/16/22
Conference.....	8 vs. SMU, 2/9/22
Career.....	12 vs. Central Michigan, 12/1/21



10 | JADYN SCOTT

Sr. | F | 6-2 | Townsend, Ga. | Frederica Academy | JAY - Din | Twitter: jadynscott10 | IG: jadynscott10

MIN	PPG	RPG	FG%	FT%
14.4	2.9	2.4	40.9	62.5

2022-23: Started six of the first eight games ... Turned in a season-high eight points, seven of which came in the first half, and five rebounds in 26 minutes at Lindenwood (11/21) ... Jadyn and Jada Scott are one of 15 sets of twins on a Division One Women's Basketball roster ... One of three team captains (Mya Jackson, Jillian Hayes).

2021-22: Played in 27 games with 12 starts, averaging 4.4 points, 2.7 rebounds and 0.7 assists in 14.9 minutes ... Shot 37.4 percent (44 of 89) from the floor ... Scored in double figures twice... Posted a career-high 13 points on 3-of-7 from the field with four rebounds and three assists at Houston (1/19) ... Totaled a career-high nine rebounds against Ohio (11/6) ... Named to the AAC All-Academic Team.

2020-21: Played in 23 games with five starts, averaging 3.7 points, 2.8 rebounds and 1.0 assists in 18.9 minutes ... Converted on .446 percent from the floor ... Scored in double figures in three games ... Notched 11 points on 5-of-7 from the field with three assists vs. East Carolina (12/20) ... Posted 11 points on 4-of-7 from the field with three rebounds and two assists vs. Houston (2/20) ... Tallied 10 points with a season-high seven rebounds vs. Tulane (1/9) ... Totaled three or more rebounds in 12 games ... Named to the AAC All-Academic Team.

2019-20: Played in 23 games as a reserve, averaging 1.5 points and 1.2 rebounds in 7.7 minutes ... Scored a season-high six points with two rebounds in 14 minutes against Xavier (12/14) ... Posted five points with a block and a steal in seven minutes against UConn (2/26) ... Pulled down a season-best six rebounds with two blocks and two assists in 16 minutes against Alabama A&M (12/17) ... Named to the AAC All-Academic Team.

HIGH SCHOOL/PREP: Ranked as the 33rd-best wing prospect by ESPN and 248th nationally by All-Star Girls Report ... GISA 2-3A All-Region selection.

PERSONAL: Sister, Jada, also plays on the team; brother, Tre, played on the Cincinnati men's basketball team, earning 2020 AAC Defensive Player of the Year honors.

Opponent	Date	GS	MIN	Total		3-Pointers		Free throws		Rebounds				PF	A	TO	BLK	STL	PTS	AVG
				FG-FGA	PCT	3FG-3FGA	PCT	FT-FTA	PCT	OFF	DEF	TOT	AVG							
at Louisville	11/07/2022	*	22:28	1-4	.250	0-0	.000	0-0	.000	1	2	3	3.0	1	0	0	0	2	2.0	
Tennessee Tech	11/10/2022	*	12:16	2-3	.667	0-0	.000	0-0	.000	1	1	2	2.5	2	0	1	1	0	4	3.0
Radford	11/13/2022	*	12:32	0-3	.000	0-0	.000	0-0	.000	1	3	4	3.0	3	0	1	0	1	0	2.0
Toledo	11/16/2022		11:42	1-1	1.000	0-0	.000	1-2	.500	0	2	2	2.8	5	1	1	0	2	3	2.3
at Lindenwood	11/21/2022	*	26:16	2-6	.333	0-0	.000	4-6	.667	3	2	5	3.2	1	0	1	0	0	8	3.4
vs UT Arlington	11/25/2022	*	10:05	1-1	1.000	0-0	.000	0-0	.000	0	0	0	2.7	4	0	1	0	0	2	3.2
vs Charlotte	11/26/2022	*	13:26	1-3	.333	0-0	.000	0-0	.000	1	1	2	2.6	0	0	0	0	0	2	3.0
at N.C. A&T	12/01/2022		06:36	1-1	1.000	0-0	.000	0-0	.000	0	1	1	2.4	2	1	1	0	0	2	2.9
Totals		6	115:21	9-22	.409	0-0	.000	5-8	.625	7	12	19	2.4	18	2	6	1	3	23	2.9

SEASON TEAM	GP-GS	MIN/AVG	Field Goals FG-FGA	FG%	3-Point 3FG-3FGA	3FG%	F-Throws FT-FTA	FT%	Rebounds OFF DEF TOT AVG	PF-FO	A	TO	BLK	STL	PTS	AVG
2019-20 UC	23-0	176/7.6	15-40	.375	0-0	.000	5-7	.714	10 17 27 1.2	29-0	3	14	8	4	35	1.5
2020-21 UC	23-5	435/18.9	33-74	.446	0-0	.000	19-29	.655	31 33 64 2.8	41-0	23	31	12	15	85	3.7
2021-22 UC	27-12	401/14.9	44-89	.494	0-0	.000	32-40	.800	31 41 72 2.7	46-0	19	21	15	8	120	4.4
2022-23 UC	8-6	115/14.4	9-22	.409	0-0	.000	5-8	.625	7 12 19 2.4	18-1	2	6	1	3	23	2.9
TOTAL	81-23	1127/13.9	101-225	.449	0-0	.000	61-84	.726	79 103 182 2.2	134-1	47	72	36	30	263	3.2

MISCELLANEOUS STATS

	SEASON	CAREER
Double-Double.....		
10+ Plus Points.....		5
20+ Plus Points.....		
5+ Rebounds.....	1	8
5+ Assists.....		
10+ Rebounds.....		
10+ Assists.....		
2+ Blocks.....		8
2+ Steals.....	1	8
Led Team in Points.....		
Led Team in Rebounds.....		1
Led Team in Assists.....		
Led Team in Blocks.....		12
Led Team in Steals.....	1	7

SCOTT'S HIGHS

POINTS

Season.....	8 at Lindenwood, 11/21/22
Conference.....	13 at Houston, 1/19/22
Career.....	13 at Houston, 1/19/22

REBOUNDS

Season.....	5 at Lindenwood, 11/21/22
Conference.....	7 vs. Tulane, 1/9/20
Career.....	9 vs. Ohio, 11/16/21

FG MADE

Season.....	2 at Lindenwood, 11/21/22; vs. Tennessee Tech, 11/10/22
Conference.....	5 vs. East Carolina, 12/20/20
Career.....	5 vs. East Carolina, 12/20/20

FG ATTEMPTED

Season.....	6 at Lindenwood, 11/21/22
Conference.....	7 (3x) last at Houston, 1/19/22
Career.....	7 (4x) last at Houston, 1/19/22

THREE POINT FG MADE

Season.....	
Conference.....	
Career.....	

THREE POINT FG ATTEMPTED

Season.....	
Conference.....	
Career.....	

FT MADE

Season.....	4 at Lindenwood, 11/21/22
Conference.....	7 at Houston, 1/19/22
Career.....	7 at Houston, 1/19/22

FT ATTEMPTED

Season.....	6 at Lindenwood, 11/21/22
Conference.....	8 at Houston, 1/19/22
Career.....	8 at Houston, 1/19/22

ASSISTS

Season.....	1 at North Carolina A&T, 12/1/22; vs. Toledo, 11/16/22
Conference.....	3 (4x) last at Houston, 1/19/22
Career.....	4 at Utah, 11/19/21

BLOCKS

Season.....	1 vs. Tennessee Tech, 11/10/22
Conference.....	3 at South Florida, 2/16/22; at Memphis, 2/2/22
Career.....	3 at South Florida, 2/16/22; at Memphis, 2/2/22

STEALS

Season.....	2 vs. Toledo, 11/16/22
Conference.....	2 (6x) last at South Florida, 2/16/22
Career.....	2 (8x) last vs. Toledo, 11/16/22

MINUTES

Season.....	26 at Lindenwood, 11/21/22
Conference.....	37 vs. East Carolina, 12/20/20
Career.....	37 vs. East Carolina, 12/20/20



11 | TAZIAH JENKS

R-So. | F | 6-0 | Louisville, Ky. | Mercy Academy | West Virginia | Tuh - ZYE - Uh (Rhymes with Rye) | Twitter: TaziahJ | IG: taziah.jenks

MIN	PPG	RPG	SPG	FG%
9.6	2.0	0.8	0.5	33.3

2022-23: Started and scored the first four points, finishing with six points and a team-high two steals at North Carolina A&T (12/1) ... After missing the last four games with injury, Jenks saw action off the bench vs. UT Arlington (11/25) and Charlotte (11/26)... Recorded two points, three rebounds and two blocks vs. Charlotte (11/26) ... Started the season-opener at Louisville (11/7) after battling back from a torn ACL suffered last season against Ohio State (11/27) ... One of six players from within a 100-mile radius (Louisville, Ky.) on the roster.

2021-22: Played in six games with two starts, averaging 7.5 points, 3.2 rebounds, and 1.3 assists ... Posted a season-high 14 points on 6-10 from the field at Utah (11/19) ... Recorded a career-high six rebounds against Alabama A&M (11/10) ... Scored double digit points in three games before missing the rest of the season with injury ... Named to the AAC All-Academic Team.

2020-21 AT WEST VIRGINIA: Played in seven games, recording 1.4 points, 0.4 rebounds and 0.2 assists per game... Totaled a season-high seven points, two rebounds and an assist in nine minutes in the Big 12 Championship against Baylor.

HIGH SCHOOL/PREP: Four-star recruit coming out of high school at Mercy Academy.... Ranked as the 29th-best wing by ESPN and 123rd nationally, 27th-best shooting guard by Collegiate Girls Basketball Report.

Opponent	Date	GS	MIN	Total FG-FGA	PCT	3-Pointers 3FG-3FGA	PCT	Free throws FT-FTA	PCT	Rebounds OFF DEF TOT AVG	PF	A	TO	BLK	STL	PTS	AVG
at Louisville	11/07/2022	*	12:55	0-2	.000	0-0	.000	0-0	.000	0 0 0 0.0	0	0	1	0	0	0	0.0
vs UT Arlington	11/25/2022		01:40	0-0	.000	0-0	.000	0-0	.000	0 0 0 0.0	2	0	1	0	0	0	0.0
vs Charlotte	11/26/2022		09:29	1-2	.500	0-0	.000	0-0	.000	1 2 3 1.0	1	0	1	2	0	2	0.7
at N.C. A&T	12/01/2022	*	14:08	2-5	.400	1-2	.500	1-2	.500	0 0 0 0.8	2	0	2	0	2	6	2.0
Totals		2	38:12	3-9	.333	1-2	.500	1-2	.500	1 2 3 0.8	5	0	5	2	2	8	2.0

SEASON	TEAM	GP-GS	MIN/AVG	Field Goals FG-FGA	FG%	3-Point 3FG-3FGA	3FG%	F-Throws FT-FTA	FT%	Rebounds OFF DEF TOT AVG	PF-FO	A	TO	BLK	STL	PTS	AVG
2020-21	WVU	8-0	25/3.1	4-8	.500	0-0	.000	1-2	.500	1 1 2 0.3	1-0	1	1	0	0	9	1.1
2021-22	UC	6-2	115/19.2	17-44	.386	3-9	.333	8-15	.533	12 7 19 3.2	10-0	8	12	3	4	45	7.5
2022-23	UC	4-2	38/9.6	3-9	.333	1-2	.500	1-2	.500	1 2 3 0.8	5-0	0	5	2	2	8	2.0
TOTAL FOR UC	10-4	153/15.3	20-53	.377	4-11	.364	9-17	.529	13	9 22 2.2	15-0	8	17	5	6	53	5.3
TOTAL	18-4	178/9.9	24-61	.393	4-11	.364	10-19	.526	14	10 24 1.3	16-0	9	18	5	6	62	3.4

MISCELLANEOUS STATS

	SEASON	CAREER
Double-Double.....		
10+ Plus Points.....		3
20+ Plus Points.....		
5+ Rebounds.....		3
5+ Assists.....		
10+ Rebounds.....		
10+ Assists.....		
2+ Blocks.....	1	1
2+ Steals.....	1	2
Led Team in Points.....		1
Led Team in Rebounds.....		1
Led Team in Assists.....		
Led Team in Blocks.....	1	2
Led Team in Steals.....	1	1
*At West Virginia (Big 12)		

JENKS' HIGHS

POINTS	
Season.....	6 at North Carolina A&T, 12/1/22
Conference.....	7 at Baylor, 3/8/21*
Career.....	14 at Utah, 11/19/21

REBOUNDS	
Season.....	3 vs. Charlotte, 11/26/22
Conference.....	2 at Baylor, 3/8/21*
Career.....	6 vs. AAMU, 11/10/21

FG MADE	
Season.....	2 at North Carolina A&T, 12/1/22
Conference.....	3 at Baylor, 3/8/21*
Career.....	6 at Utah, 11/19/21

FG ATTEMPTED	
Season.....	5 at North Carolina A&T, 12/1/22
Conference.....	4 at Baylor, 3/8/21*
Career.....	12 vs. Bellarmine, 11/12/21

THREE POINT FG MADE	
Season.....	1 at North Carolina A&T, 12/1/22
Conference.....	
Career.....	1 [4x] last at North Carolina A&T, 12/1/22

THREE POINT FG ATTEMPTED	
Season.....	2 at North Carolina A&T, 12/1/22
Conference.....	
Career.....	3 vs. Bellarmine, 11/12/21

FT MADE	
Season.....	1 at North Carolina A&T, 12/1/22
Conference.....	1 at Baylor, 3/8/21*
Career.....	5 vs. Alabama A&M, 11/10/21

FT ATTEMPTED	
Season.....	2 at North Carolina A&T, 12/1/22
Conference.....	2 at Baylor, 3/8/21*
Career.....	9 vs. Alabama A&M, 11/10/21

ASSISTS	
Season.....	
Conference.....	1 at Baylor, 3/8/21*
Career.....	3 vs. Bellarmine, 11/12/21

BLOCKS	
Season.....	2 vs. Charlotte, 11/26/22
Conference.....	
Career.....	2 vs. Charlotte, 11/26/22

STEALS	
Season.....	2 at North Carolina A&T, 12/1/22
Conference.....	
Career.....	3 vs. Bellarmine, 11/12/21

MINUTES	
Season.....	14 at North Carolina A&T, 12/1/22
Conference.....	9 at Baylor, 3/8/21*
Career.....	29 vs. Bellarmine, 11/12/21
*At West Virginia (Big 12)	

20 | JILLIAN HAYES

Jr. | G | 6-1 | Cincinnati, Ohio | Loveland High School | Twitter: jillianhayess | IG: jillianhayes



MIN	PPG	RPG	APG	FG%
29.5	14.5	8.8	2.0	44.9

2022-23: One of two Bearcats to start every game ... Named to AAC Weekly Honor Roll on Nov. 28 ... Finished with 16 points and nine rebounds at North Carolina A&T (12/1) ... Scored in double-figures in seven straight contests ... Turned in 12 points, seven rebounds and a team-high five assists vs. Charlotte (11/26) ... Recorded her third double-double in four games with 16 points and a career-high 14 rebounds vs. UT Arlington (11/25) ... Led the team with 18 points and 10 rebounds at Lindenwood (11/21) ... Finished with 21 points, team-high eight rebounds and two blocks vs. Toledo (11/16) ... Filled the stat sheet with 11 points and 10 rebounds, in addition to three assists, three blocks and two steals vs. Radford (11/13) ... Recorded a game-high 19 points, 15 of which came in the first half, in addition to nine rebounds and three assists vs. Tennessee Tech (11/10) ... Named to the American Preseason All-Conference Second Team ... One of two players from Cincinnati (Clarissa Craig) and one of six from within a 100-mile radius (Cincinnati, Ohio) on the roster ... One of three team captains (Mya Jackson, Jady Scott).

2021-22: Started all 28 games, averaging 11.5 points, 6.8 rebounds, 2.8 assists, 2.2 steals and 1.3 blocks in 31.2 minutes... Led the team in total points (321), rebounds (190), steals (62) and blocks (36) ... Ranked 10th in defensive rebounds (5.0), 13th in minutes played (31.3) and 16th in points (11.5) and assists (2.8) per game in the AAC ... Averages increased to 12.1 points and 7.0 rebounds per game in AAC play, which ranked second and first among conference sophomores, respectively ... Finished in double figures in 16 games, including 10 conference contests ... Totaled all three of her career double-doubles occurred against Wichita State (1/13) and back-to-back against Temple (1/26) and Tulsa (1/29) ... Posted a career-high 23 points on 9-of-15 shooting with five rebounds against Central Mich. (12/01) ... Tied a career-high 11 rebounds, in addition to 14 points and five assists vs. Tulsa (1/29) ... Notched 11 points and a season-high seven steals at Marquette (12/22) ... Named to the AAC All-Academic Team.

2020-21: Named to AAC All-Freshman Team ... Played in 24 games with 20 starts, averaging 7.6 points, 5.3 rebounds, 2.7 assists, 1.4 steals and 1.1 blocks in 32.2 minutes ... Led the team with 34 steals and ranked third with 5.6 rebounds and fourth with 7.6 points per game ... Ranked first among conference freshman in blocks (1.1), second in defensive rebounds (4.4), third in minutes played (32.3) and assists per game (2.7) ... Scored a season-high 20 points on 9-of-16 shooting with four rebounds at Temple (1/13) ... Pulled down a season-high nine rebounds to go with eight points and three steals against Tulsa (1/6) ... Neared a triple-double with seven points, seven rebounds and eight assists vs. Temple (2/3) ... Dished a career-high nine assists vs. UCF (2/13) ... Named to the AAC All-Academic Team.

HIGH SCHOOL/PREP: Ranked 116th nationally in the 2020 class by Collegiate Girls Basketball Report ... Four-star recruit by Prospects Nation ... Averaged 18.3 points, 9.6 rebounds, 3.1 steals, 2.0 assists as a senior at Loveland High School ... Named Eastern Cincinnati Conference Co-Player of the Year ... Totaled the most career points (1,412) and career rebounds (778) in school history.

PERSONAL: Her father, Jonathan, was a former NFL player with the Kansas City Chiefs (1985-1993) and Pittsburgh Steelers (1994-1996), assistant coach with the Cincinnati Bengals (2003-18) and recent head coach for the XFL's St. Louis BattleHawks (2020); mother, Kristi, was the 1995 Missouri Valley Conference Women's Basketball Player of the Year at Drake; and brother, Jaxson, played at Texas and was the eighth overall pick in the 2019 NBA Draft by the Atlanta Hawks, currently playing for the New Orleans Pelicans.

Opponent	Date	GS	MIN	Total		3-Pointers		Free throws		Rebounds				PF	A	TO	BLK	STL	PTS	AVG
				FG-FGA	PCT	3FG-3FGA	PCT	FT-FTA	PCT	OFF	DEF	TOT	AVG							
at Louisville	11/07/2022	*	17:48	0-9	.000	0-0	.000	3-6	.500	1	2	3	3.0	5	0	1	0	1	3	3.0
Tennessee Tech	11/10/2022	*	25:13	8-15	.533	0-0	.000	3-5	.600	4	5	9	6.0	1	3	1	1	1	19	11.0
Radford	11/13/2022	*	25:42	3-10	.300	0-1	.000	5-8	.625	2	8	10	7.3	3	3	2	3	2	11	11.0
Toledo	11/16/2022	*	35:13	8-13	.615	0-0	.000	5-7	.714	4	4	8	7.5	4	0	4	2	1	21	13.5
at Lindenwood	11/21/2022	*	32:38	7-12	.583	0-0	.000	4-4	1.000	6	4	10	8.0	5	1	3	0	3	18	14.4
vs UT Arlington	11/25/2022	*	30:25	7-15	.467	0-1	.000	2-5	.400	3	11	14	9.0	3	1	6	1	0	16	14.7
vs Charlotte	11/26/2022	*	33:42	5-17	.294	0-0	.000	2-4	.500	2	5	7	8.7	3	5	2	2	2	12	14.3
at N.C. A&T	12/01/2022	*	35:34	6-7	.857	0-0	.000	4-8	.500	5	4	9	8.8	2	3	5	3	2	16	14.5
Totals			8	236:15	44-98	.449	0-2	.000	28-47	.596	27	43	70	8.8	26	16	24	12	116	14.5

			Field Goals		3-Point		F-Throws		Rebounds								Scoring		
SEASON TEAM	GP-GS	MIN/AVG	FG-FGA	FG%	3FG-3FGA	3FG%	FT-FTA	FT%	OFF	DEF	TOT	AVG	PF-FO	A	TO	BLK	STL	PTS	AVG
2020-21 UC	24-20	772/32.2	64-206	.311	4-43	.093	50-87	.575	20	106	126	5.3	72-3	64	76	26	34	182	7.6
2021-22 UC	28-28	874/31.2	110-306	.359	0-4	.000	101-144	.701	51	139	190	6.8	74-2	79	94	36	62	321	11.5
2022-23 UC	8-8	236/29.5	44-98	.449	0-2	.000	28-47	.596	27	43	70	8.8	26-2	16	24	12	12	116	14.5
TOTAL	60-56	1882/31.4	218-610	.357	4-49	.082	179-278	.644	98	288	386	6.4	172-7	159	194	74	108	619	10.3

MISCELLANEOUS STATS

	SEASON	CAREER
Double-Double.....	3	6
10+ Plus Points.....	7	26
20+ Plus Points.....	1	5
5+ Rebounds.....	7	44
5+ Assists.....	1	12
10 + Rebounds.....	3	8
10+ Assists.....		
2+ Blocks.....	4	22
2+ Steals.....	4	32
Led Team in Points.....	5	16
Led Team in Rebounds.....	6	26
Led Team in Assists.....	1	12
Led Team in Blocks.....	3	26
Led Team in Steals.....	3	28

HAYES' HIGHS

POINTS

Season..... 21 vs. Toledo, 11/16/22
Conference..... 21 at Tulane, 2/13/22; vs. Wichita State, 1/13/22
Career..... 23 vs. Central Michigan, 12/1/21

REBOUNDS

Season..... 14 vs. UT Arlington, 11/25/22
Conference..... 11 vs. Tulsa, 1/29/22; vs. Wichita State, 1/13/22
Career..... 14 vs. UT Arlington, 11/25/22

FG MADE

Season..... 8 vs. Toledo, 11/16/22; vs. Tennessee Tech, 11/10/22
Conference..... 9 at Temple, 1/13/21
Career..... 9 vs. Central Michigan, 12/1/21; at Temple, 1/13/21

FG ATTEMPTED

Season..... 17 vs. Charlotte, 11/26/22
Conference..... 17 at Tulane, 2/13/22; vs. Temple, 2/3/21
Career..... 18 vs. NC A&T, 12/19/21

THREE POINT FG MADE

Season.....
Conference..... 2 vs. Wichita State, 1/27/21; vs. Tulane, 1/9/21
Career..... 2 vs. Wichita State, 1/27/21; vs. Tulane, 1/9/21

THREE POINT FG ATTEMPTED

Season..... 1 vs. UT Arlington, 11/25/22; vs. Radford, 11/13/22
Conference..... 6 vs. Tulane, 1/9/21
Career..... 6 vs. Tulane, 1/9/21

FT MADE

Season..... 5 vs. Toledo, 11/16/22; vs. Radford, 11/13/22
Conference..... 10 at Temple, 1/26/22
Career..... 10 at Temple, 1/26/22

FT ATTEMPTED

Season..... 8 at North Carolina A&T, 12/1/22; vs. Radford, 11/13/22
Conference..... 12 at Temple, 1/26/22
Career..... 12 at Temple, 1/26/22

ASSISTS

Season..... 5 vs. Charlotte, 11/26/22
Conference..... 9 vs. UCF, 2/13/21
Career..... 9 vs. UCF, 2/13/21

BLOCKS

Season..... 3 at North Carolina A&T, 12/1/22; vs. Radford, 11/13/22
Conference..... 3 (6x) last vs. East Carolina, 2/19/22
Career..... 4 vs. AAMU, 11/10/21

STEALS

Season..... 3 at Lindenwood, 11/21/22
Conference..... 5 at Houston, 1/19/22
Career..... 7 at Marquette, 12/22/21

MINUTES

Season..... 36 at North Carolina A&T, 12/1/22
Conference..... 40 vs. UCF, 2/13/21; at Memphis, 2/10/21
Career..... 42 vs. NC A&T, 12/19/21

22 | MALEA WILLIAMS

Jr. | F/C | 6-3 | Georgetown, Ky. | Scott County High School | Louisville | Muh - LAY - Uh | Twitter: 88gigs | IG: leaskipppyy



MIN	PPG	RPG	BPG	FG%
15.1	5.1	4.3	1.4	42.1

2022-23: Turned in her first double-digit scoring outing of the season with 11 points and three rebounds at North Carolina A&T (12/1) ... Led the team with eight rebounds vs. Charlotte (11/26) ... Recorded a season-high eight points and eight rebounds, in addition to four blocks and a steal in 21 minutes vs. UT Arlington (11/25) ... Added six points on 3-5 from the field, in addition to four rebounds and two blocks at Lindenwood (11/21) ... Posted seven points and six rebounds off the bench vs. Tennessee Tech (11/10) ... One of six from within a 100-mile radius (Georgetown, Ky.) on the roster.

2021-22: Played in all 28 games with three starts, averaging 3.9 points, 3.5 rebounds, 0.3 assists, 0.6 steals and 0.6 blocks in 13.7 minutes ... Posted a career-high 14 points, in addition to two blocks and one assist against Xavier (12/12) ... Neared her first collegiate double-double with nine points and a season-high 10 rebounds at Chattanooga (12/15) ... Recorded 13 points, one assist and two steals at Marquette (12/22).

2020-21 AT LOUISVILLE: Played in eight games, averaging 1.5 points on 2.5 minutes per game ... Scored five points in four minutes in the first round of the NCAA Tournament vs. Marist (3/22) ... Posted seven points, her first collegiate points, and three rebounds in the win over UT Martin (1/5) ... Saw first collegiate action vs. Bellarmine (1/2), playing five minutes and recording a rebound.

HIGH SCHOOL/PREP: Named Kentucky Association of Basketball Coaches Region 11 Player of the Year and to the Kentucky All-State Girls Basketball Team ... A finalist for Kentucky Lions Eye Association Miss Basketball ... During her senior season, she averaged 19.6 points, 13.6 rebounds, 2.1 assists and 1.8 steals per game ... Finished her career with 1,300 points and 1,200 rebounds at Scott County High School.

Opponent	Date	GS	MIN	Total		3-Pointers		Free throws		Rebounds				PF	A	TO	BLK	STL	PTS	AVG
				FG-FGA	PCT	3FG-3FGA	PCT	FT-FTA	PCT	OFF	DEF	TOT	AVG							
at Louisville	11/07/2022		12:30	1-1	1.000	0-0	.000	1-2	.500	1	1	2	2.0	1	0	1	1	1	3	3.0
Tennessee Tech	11/10/2022		18:56	2-7	.286	1-3	.333	2-4	.500	3	3	6	4.0	0	0	0	3	1	7	5.0
Radford	11/13/2022		11:51	1-4	.250	0-0	.000	0-0	.000	1	1	2	3.3	3	0	1	0	0	2	4.0
Toledo	11/16/2022		09:56	0-1	.000	0-0	.000	0-0	.000	0	1	1	2.8	0	0	2	1	1	0	3.0
at Lindenwood	11/21/2022		14:16	3-5	.600	0-0	.000	0-0	.000	3	1	4	3.0	4	1	1	2	1	6	3.6
vs UT Arlington	11/25/2022		20:43	3-5	.600	0-1	.000	2-2	1.000	1	7	8	3.8	2	0	1	4	1	8	4.3
vs Charlotte	11/26/2022		16:55	2-7	.286	0-2	.000	0-0	.000	4	4	8	4.4	2	1	2	0	0	4	4.3
at N.C. A&T	12/01/2022		15:30	4-8	.500	1-3	.333	2-4	.500	1	2	3	4.3	2	0	1	0	0	11	5.1
Totals			0 120:37	16-38	.421	2-9	.222	7-12	.583	14	20	34	4.3	14	2	9	11	5	41	5.1

		Field Goals					3-Point		F-Throws		Rebounds									Scoring	
SEASON	TEAM	GP-GS	MIN/AVG	FG-FGA	FG%	3FG-3FGA	3FG%	FT-FTA	FT%	OFF	DEF	TOT	AVG	PF-FO	A	TO	BLK	STL	PTS	AVG	
2020-21	LOU	8-0	20/2.5	4-7	.571	2-3	.667	2-2	1.000	0	5	5	0.6	2-0	0	2	2	0	12	1.5	
2021-22	UC	28-3	383/13.7	45-109	.413	10-44	.227	10-15	.667	28	69	97	3.5	41-0	8	17	17	18	110	3.9	
2022-23	UC	8-0	121/15.1	16-38	.421	2-9	.222	7-12	.583	14	20	34	4.3	14-0	2	9	11	5	41	5.1	
TOTAL FOR UC		36-3	503/14.0	61-147	.415	12-53	.226	17-27	.630	42	89	131	3.6	55-0	10	26	28	23	151	4.2	
TOTAL		44-3	523/11.9	65-154	.422	14-56	.250	19-29	.655	42	94	136	3.1	57-0	10	28	30	23	163	3.7	

MISCELLANEOUS STATS

	SEASON	CAREER
Double-Double.....		
10+ Plus Points.....	1	4
20+ Plus Points.....		
5+ Rebounds.....	3	9
5+ Assists.....		
10 + Rebounds.....		1
10+ Assists.....		
2+ Blocks.....	3	3/7
2+ Steals.....		5
Led Team in Points.....		1
Led Team in Rebounds.....	1	5
Led Team in Assists.....		
Led Team in Blocks.....	4	10/11*
Led Team in Steals.....		3
*Total including Louisville (ACC)		

WILLIAMS' HIGHS

POINTS	
Season.....	11 at North Carolina A&T, 12/1/22
Conference.....	12 at Memphis, 2/2/22
Career.....	14 vs. Xavier, 12/12/21

REBOUNDS	
Season.....	8 vs. Charlotte, 11/26/22; vs. UT Arlington, 11/25/22
Conference.....	8 vs. Temple, 1/8/22
Career.....	10 at UTC, 12/15/21

FG MADE	
Season.....	4 at North Carolina A&T, 12/1/22
Conference.....	5 at Memphis, 2/2/22
Career.....	6 at Marquette, 12/19/21; vs. Xavier, 12/12/21

FG ATTEMPTED	
Season.....	8 at North Carolina A&T, 12/1/22
Conference.....	10 at Memphis, 2/2/22
Career.....	11 at Marquette, 12/19/21

THREE POINT FG MADE	
Season.....	1 at North Carolina A&T, 12/1/22; vs. Tennessee Tech, 11/10/22
Conference.....	2 vs. Temple, 1/8/22
Career.....	2 vs. Temple, 1/8/22; vs. Xavier, 12/12/21

THREE POINT FG ATTEMPTED	
Season.....	3 at North Carolina A&T, 12/1/22; vs. Tennessee Tech, 11/10/22
Conference.....	4 vs. Wichita State, 1/13/22
Career.....	4 vs. Wichita State, 1/13/22; at Marquette, 12/19/21

FT MADE	
Season.....	2 (3x) last at North Carolina A&T, 12/1/22
Conference.....	2 vs. SMU, 2/9/22; at Memphis, 2/2/22
Career.....	2 (8x) last at North Carolina A&T, 12/1/22

FT ATTEMPTED	
Season.....	4 at North Carolina A&T, 12/1/22; vs. Tennessee Tech, 11/10/22
Conference.....	2 vs. SMU, 2/9/22; at Memphis, 2/2/22
Career.....	4 (3x) last at North Carolina A&T, 12/1/22

ASSISTS	
Season.....	1 vs. Charlotte, 11/26/22; at Lindenwood, 11/21/22
Conference.....	1 (4x) last vs. Houston, 3/7/22
Career.....	1 (10x) last vs. Charlotte, 11/26/22

BLOCKS	
Season.....	4 vs. UT Arlington, 11/25/22
Conference.....	4 vs. Wichita State, 1/13/22
Career.....	4 vs. UT Arlington, 11/25/22; vs. Wichita State, 1/13/22

STEALS	
Season.....	1 (5x) last vs. UT Arlington, 11/25/22
Conference.....	2 at UCF, 2/26/22; vs. Temple, 1/8/22
Career.....	2 (5x) last at UCF, 2/26/22

MINUTES	
Season.....	21 vs. UT Arlington, 11/25/22
Conference.....	24 at Memphis, 2/2/22
Career.....	24 (3x) last at Memphis, 2/2/22

23 | MYA JACKSON

Sr. | G | 5-7 | Wilmington, Ohio | Wilmington High School | Seton Hall | My - UH | Twitter: myajack10 | Instagram: myaj_10



MIN	PPG	RPG	APG	FG%
37.2	15.0	3.8	4.1	42.5

2022-23: One of two Bearcats to start every game ... As of Dec. 3, her 37.2 minutes per game ranks 16th in the nation and first in the conference ... 80 points shy of 1,000 for her career ... Finished in double-figures in all eight games ... Finished with 16 points and a career-high six assists at North Carolina A&T (12/1) ... Scored a season-high 24 points and adding four rebounds and a two assists while playing all 45 minutes vs. Toledo (11/16) ... Posted 11 points and five assists vs. Radford (11/13) ... Recorded 18 points on 7-12 from the field, adding six rebounds and tying a career-high in assists and steals with five assists and three steals in 39 minutes vs. Tennessee Tech (11/10) ... Totaled 12 points and a team-high four assists in 35 minutes in her Bearcat debut at Louisville (11/7) ... One of three newcomers (Seton Hall) and one of six from within a 100-mile radius (Wilmington, Ohio) on the roster... Career 39.4 percent three-point shooter in three seasons at Seton Hall ... One of three team captains (Jillian Hayes, Jady Scott).

2021-22 AT SETON HALL: Started 33 of 34 games, averaging 9.0 points, 2.9 rebounds and 1.3 assists in 32.0 minutes per game ... Ranked eighth in the BIG EAST with a 37.3 three-point percentage, her third straight season converting on at least 37.0 percent from behind the arc ... Ranked 12th in the BIG EAST with 1.6 three-point field goals made and 32.0 minutes per game ... Scored in double-figures in 15 games ... Notched a season-high 20 points, on 4-for-8 from three, with five rebounds and three steals at Xavier (3/1) ... Named to the BIG EAST All-Academic Team.

2020-21 AT SETON HALL: Only player that started in all 21 games ... Averaged 10.6 points, 2.8 rebounds and 1.5 assists per game ... Ranked fourth in the BIG East with a 41.7 three-point percentage and sixth with 1.9 three-point field goals made per game ... Reached 20 points in four games and scored double-figures in nine ... Led the team in scoring four times ... Erupted for a career-high 27 points and four rebounds vs. Wagner (12/11) ... Member of the Student-Athlete Advisory Committee ... Named to the BIG EAST All-Academic Team.

2019-20 AT SETON HALL: Named to the Big East All-Freshman Team ... Played in 27 games with five starts, averaging 10.0 points per game with a 40.0 three-point percentage ... Made 52 three-pointers, second most on the team ... Scored in double-figures 13 times, including two game of at least 20 points ... Posted 25 points on 9-for-12 shooting, including 7-for-9 from three, at Xavier (12/31) ... Had 21 points on 8-for-12 from the field against UCONN (12/5) ... Made her first collegiate start against Saint Joseph's on (11/17) ... Named to BIG EAST All-Academic Team.

HIGH SCHOOL/PREP: Four-year team captain at Wilmington High School ... Four-time First Team All-Conference and two-time Second Team All-State ... Two-time Division Player of the Year and 2019 Dayton Division 1 All-Area Player of the Year ... Holds the school and Clinton County record for career points with 2,033.

Opponent	Date	GS	MIN	Total		3-Pointers		Free throws		Rebounds				PF	A	TO	BLK	STL	PTS	AVG
				FG-FGA	PCT	3FG-3FGA	PCT	FT-FTA	PCT	OFF	DEF	TOT	AVG							
at Louisville	11/07/2022	*	35:07	5-10	.500	2-2	1.000	0-0	.000	1	2	3	3.0	0	4	8	0	0	12	12.0
Tennessee Tech	11/10/2022	*	38:39	7-12	.583	1-4	.250	3-5	.600	3	3	6	4.5	1	5	1	0	3	18	15.0
Radford	11/13/2022	*	37:30	3-12	.250	1-2	.500	4-4	1.000	2	0	2	3.7	2	5	3	0	1	11	13.7
Toledo	11/16/2022	*	45:00	10-19	.526	1-4	.250	3-6	.500	2	2	4	3.8	2	2	3	0	0	24	16.3
at Lindenwood	11/21/2022	*	34:30	4-13	.308	0-3	.000	5-5	1.000	2	3	5	4.0	1	4	3	0	3	13	15.6
vs UT Arlington	11/25/2022	*	36:26	6-16	.375	0-4	.000	3-3	1.000	0	2	2	3.7	3	5	2	0	1	15	15.5
vs Charlotte	11/26/2022	*	32:32	5-13	.385	0-3	.000	1-1	1.000	0	3	3	3.6	3	2	5	0	1	11	14.9
at N.C. A&T	12/01/2022	*	37:30	5-11	.455	1-4	.250	5-6	.833	1	4	5	3.8	1	6	1	0	2	16	15.0
Totals			8 297:14	45-106	.425	6-26	.231	24-30	.800	11	19	30	3.8	13	33	26	0	11	120	15.0

		Field Goals					3-Point		F-Throws		Rebounds				Scoring						
SEASON	TEAM	GP-GS	MIN	AVG	FG-FGA	FG%	3FG-3FGA	3FG%	FT-FTA	FT%	OFF	DEF	TOT	AVG	PF-FO	A	TO	BLK	STL	PTS	AVG
2019-20	SHU	27-5	723	26.8	100-226	.442	52-130	.400	19-31	.613	18	44	62	2.3	52-2	46	36	0	21	271	10.0
2020-21	SHU	21-21	601	28.6	79-192	.411	40-96	.417	25-31	.806	27	32	59	2.8	24-0	31	33	1	16	223	10.6
2021-22	SHU	34-33	1085	31.9	113-265	.426	56-150	.373	24-31	.774	34	64	98	2.9	52-1	45	40	1	34	306	9.0
2022-23	UC	8-8	297	37.2	45-106	.425	6-26	.231	24-30	.800	11	19	30	3.8	13-0	33	26	0	11	120	15.0
TOTAL FOR UC		8-8	297	37.2	45-106	.425	6-26	.231	24-30	.800	11	19	30	3.8	13-0	33	26	0	11	120	15.0
TOTAL		90-67	2707	30.1	337-789	.427	154-402	.383	92-123	.748	90	159	249	2.8	141-3	155	135	2	82	920	10.2

MISCELLANEOUS STATS

	SEASON	CAREER
Double-Double.....	8	8/26*
10+ Plus Points.....	1	1/8*
20+ Plus Points.....	3	3/15*
5+ Rebounds.....	4	4/7*
5+ Assists.....	1*	
10 + Rebounds.....		
10+ Assists.....		
2+ Blocks.....	3	3/23*
2+ Steals.....	2	2/11*
Led Team in Points.....	2*	
Led Team in Rebounds.....	6	6/11*
Led Team in Assists.....	1*	
Led Team in Blocks.....	3	3/16*
Led Team in Steals.....		

*Total including Seton Hall (BIG EAST)

JACKSON'S HIGHS

POINTS

Season.....	24 vs. Toledo, 11/16/22
Conference.....	25 at Xavier, 12/31/19*
Career.....	27 vs. Wagner, 12/11/20*

REBOUNDS

Season.....	6 vs. Tennessee Tech, 11/10/22
Conference.....	10 vs. Butler, 3/4/22*
Career.....	10 vs. Butler, 3/4/22*

FG MADE

Season.....	10 vs. Toledo, 11/16/22
Conference.....	9 at Xavier, 12/31/19*
Career.....	11 vs. Wagner, 12/11/20*

FG ATTEMPTED

Season.....	19 vs. Toledo, 11/16/22
Conference.....	17 vs. UConn, 12/3/21*
Career.....	20 vs. Albany, 12/13/20*

THREE POINT FG MADE

Season.....	2 at Louisville, 11/7/22
Conference.....	7 at Xavier, 12/31/19*
Career.....	7 at Xavier, 12/31/19*

THREE POINT FG ATTEMPTED

Season.....	4 (4x) last at North Carolina A&T, 12/1/22
Conference.....	11 vs. UConn, 12/3/21*
Career.....	11 vs. UConn, 12/3/21*

FT MADE

Season.....	5 at North Carolina A&T, 12/1/22; at Lindenwood, 11/21/22
Conference.....	5 at Marquette, 1/12/21*
Career.....	5 (3x) last at North Carolina A&T, 12/1/22

FT ATTEMPTED

Season.....	6 at North Carolina A&T, 12/1/22; vs. Toledo, 11/16/22
Conference.....	6 at Marquette, 1/12/21*
Career.....	6 (3x) last at North Carolina A&T, 12/1/22

ASSISTS

Season.....	6 at North Carolina A&T, 12/1/22
Conference.....	5 (3x) last vs. St. Johns, 1/20/21*
Career.....	6 at North Carolina A&T, 12/1/22

BLOCKS

Season.....	1 vs. Butler, 3/4/22*; at DePaul, 2/15/21*
Conference.....	1 vs. Butler, 3/4/22*; at DePaul, 2/15/21*
Career.....	1 vs. Butler, 3/4/22*; at DePaul, 2/15/21*

STEALS

Season.....	3 at Lindenwood, 11/21/22; vs. Tennessee Tech, 11/10/22
Conference.....	3 (3x) last vs. Xavier, 3/1/22*
Career.....	3 (6x) at Lindenwood, 11/21/22

MINUTES

Season.....	45 vs. Toledo, 11/16/22
Conference.....	40 (3x) last vs. Creighton, 3/5/22*
Career.....	45 vs. Toledo, 11/16/22

* At Seton Hall (BIG EAST)

33 | SOFIA GRITZALI

Sr. | G | 5-7 | Thessaloniki, Greece | Hellenic College of Thessaloniki | Grit - ZAH - Lee | Instagram: sofia_gritzali



MIN	PPG	RPG	SPG	FG%
4.8	1.0	1.0	0.5	50.0

2022-2023: Added two points and two rebounds in seven minutes off the bench at Lindenwood (11/21) ... One of two international players (Thessaloniki, Greece) on the roster.

2021-2022: Appeared in 17 games with three starts, averaging 0.6 points, 0.8 rebounds, 0.5 assists, 0.4 steals in 6.0 minutes ... Led the team with a 50.0 field goal percentage ... Posted a season-high four points on 2-4 from the field, adding an assist and steal at Tulsa (1/29) ... Provided a spark off the bench with two points, two rebounds and two steals at UCF (2/26) ... Named to the AAC All-Academic Team.

2020-21: Played in 23 of 24 games with four starts, averaging 2.0 points, 1.8 rebounds and 1.1 assists in 12.6 minutes ... Tallied a season-high eight points on 3-of-6 from the field, in addition to three rebounds, two assists and two steals vs. Memphis (1/20) ... Tallied seven points, four rebounds and a career-high three steals against Tulane (1/9) ... Scored seven points on 5-5 from the free throw line with three assists vs. East Carolina (12/20) ... Posted a season-high five rebounds with four assists at Temple (1/13) ... Dished out a career-high five assists vs. Houston (2/20) ... Named to the AAC All-Academic Team.

2019-20: Appeared in eight games off the bench, averaging 1.6 points, 1.6 rebounds in 5.5 minutes ... Totaled a season-high four points in seven minutes against Ball State (11/16) ... Pulled down five rebounds in 12 minutes against Alabama A&M (12/17) ... Named to the AAC All-Academic Team.

HIGH SCHOOL/PREP: Guided Hellenic College of Thessaloniki to three-straight Northern Greece championships, two national high school championship runner-up finishes and a national title ... Led the team in scoring throughout her entire high school career ... Played at the club level with Aris Basketball Club of the Northern Greek League, where she was the leading scorer for four consecutive seasons and the set all-time and single-game (59 points) scoring records ... Competed for the Greek high school national team for three seasons.

Opponent	Date	GS	MIN	Total		3-Pointers		Free throws		Rebounds							
				FG-FGA	PCT	3FG-3FGA	PCT	FT-FTA	PCT	OFF	DEF	TOT	AVG	PF	A	TO	BLK
Tennessee Tech	11/10/2022		02:49	0-0	.000	0-0	.000	0-0	.000	0	0	0	0.0	1	0	0	0
at Lindenwood	11/21/2022		06:48	1-2	.500	0-0	.000	0-1	.000	1	1	2	1.0	1	0	0	0
Totals		0	09:37	1-2	.500	0-0	.000	0-1	.000	1	1	2	1.0	2	0	0	1

SEASON TEAM	GP-GS	MIN/AVG	Field Goals		3-Point		F-Throws		Rebounds				Scoring			
			FG-FGA	FG%	3FG-3FGA	3FG%	FT-FTA	FT%	OFF	DEF	TOT	AVG	PF-FO	A	TO	BLK
2019-20 UC	8-0	44/5.5	4-7	.571	1-1	1.000	4-6	.667	6	7	13	1.6	6-0	2	4	0
2020-21 UC	23-4	289/12.6	14-41	.341	3-16	.188	15-23	.652	9	32	41	1.8	30-0	26	19	0
2021-22 UC	17-3	103/6.0	4-8	.500	0-0	.000	2-7	.286	4	9	13	0.8	12-0	8	3	0
2022-23 UC	2-0	10/4.8	1-2	.500	0-0	.000	0-1	.000	1	1	2	1.0	2-0	0	0	0
TOTAL	50-7	445/8.9	23-58	.397	4-17	.235	21-37	.568	20	49	69	1.4	50-0	36	26	0

MISCELLANEOUS STATS

	SEASON	CAREER
Double-Double.....		
10+ Plus Points.....		
20+ Plus Points.....		
5+ Rebounds.....		2
5+ Assists.....		1
10+ Rebounds.....		
10+ Assists.....		
2+ Blocks.....		
2+ Steals.....		5
Led Team in Points.....		
Led Team in Rebounds.....		
Led Team in Assists.....		2
Led Team in Blocks.....		
Led Team in Steals.....		4

GRITZALI'S HIGHS

POINTS

Season.....	2 at Lindenwood, 11/21/22
Conference.....	8 vs. Memphis, 1/20/21
Career.....	8 vs. Memphis, 1/20/21

REBOUNDS

Season.....	2 at Lindenwood, 11/21/22
Conference.....	5 at Temple, 1/13/21
Career.....	5 at Temple, 1/13/21; vs. Alabama A&M, 12/17/19

FG MADE

Season.....	1 at Lindenwood, 11/21/22
Conference.....	3 vs. Memphis, 1/20/21
Career.....	3 vs. Memphis, 1/20/21

FG ATTEMPTED

Season.....	2 at Lindenwood, 11/21/22
Conference.....	6 vs. Memphis, 1/20/21
Career.....	6 vs. Memphis, 1/20/21

THREE POINT FG MADE

Season.....	
Conference.....	1 (3x) last at Memphis, 2/10/21
Career.....	1 (4x) last at Memphis, 2/10/21

THREE POINT FG ATTEMPTED

Season.....	
Conference.....	3 at Tulane, 2/7/21
Career.....	3 at Tulane, 2/7/21

FT MADE

Season.....	
Conference.....	5 vs. East Carolina, 12/20/21
Career.....	5 vs. East Carolina, 12/20/21

FT ATTEMPTED

Season.....	1 at Lindenwood, 11/21/22
Conference.....	5 vs. East Carolina, 12/20/21
Career.....	5 vs. East Carolina, 12/20/21

ASSISTS

Season.....	
Conference.....	5 vs. Houston, 2/20/21
Career.....	5 vs. Houston, 2/20/21

BLOCKS

Season.....	
Conference.....	
Career.....	

STEALS

Season.....	1 vs. Tennessee Tech, 11/10/22
Conference.....	3 vs. Tulane, 1/9/21
Career.....	3 vs. Tulane, 1/9/21

MINUTES

Season.....	7 at Lindenwood, 11/21/22
Conference.....	31 vs. Memphis, 1/20/21
Career.....	31 vs. Memphis, 1/20/21



34 | A'RIEL JACKSON

Fr. | G | 5-9 | Brooklyn, N.Y. | Bishop Loughlin Memorial High School | ARE - Ee - Uhl | Twitter: isofamAri | Instagram: Isofamari

MIN	PPG	RPG	APG	FG%
12.9	4.4	2.3	1.0	37.5

2022-23: Posted seven points and a block in 12 minutes at North Carolina A&T (12/1) ... Contributed five points, four rebounds and two steals in 14 minutes off the bench vs. UT Arlington (11/25) ... Added four points and two steals in 11 minutes at Lindenwood (11/21) ... Made her first collegiate start vs. Tennessee Tech (11/10), recording three points, five rebounds, two assists and two steals in 19 minutes ... Posted 12 points, three assists and a team-high four rebounds in 17 minutes in her collegiate debut at Louisville (11/7), becoming the first Bearcat to score in double figures in their collegiate debut since Ilmar'I Thomas had 19 against East Tennessee State on Nov. 10, 2017... Only freshman on the roster.

HIGH SCHOOL/PREP: 1,000-point career scorer at Bishop Loughlin Memorial High School ... Named to the McDonald's All-American East Nominee List ... Ranked 79th nationally, 16th-best shooting guard by Preferred Athlete Scouting Service and 108th nationally by the All-Star Girls Report.

PERSONAL: Mother, Kym Hampton, played for Arizona State and was the number four overall pick in the inaugural 1997 WNBA Draft, where she spent three seasons playing for the New York Liberty and was voted the starting center in the first WNBA All-Star Game as part of a 15-year professional career.

Opponent	Date	GS	MIN	Total		3-Pointers		Free throws		Rebounds				PF		A		BLK		STL		PTS		AVG
				FG-FGA	PCT	3FG-3FGA	PCT	FT-FTA	PCT	OFF	DEF	TOT	AVG	PF	A	TO	BLK	STL	PTS					
at Louisville	11/07/2022		17:16	5-7	.714	0-0	.000	2-3	.667	1	3	4	4.0	3	3	7	1	2	12	12.0				
Tennessee Tech	11/10/2022	*	19:04	1-6	.167	0-0	.000	1-2	.500	1	4	5	4.5	3	2	3	1	2	3	7.5				
Radford	11/13/2022		11:54	1-4	.250	0-0	.000	0-0	.000	0	2	2	3.7	1	0	2	0	0	2	5.7				
Toledo	11/16/2022		08:22	0-2	.000	0-0	.000	0-0	.000	1	1	2	3.3	1	0	0	0	0	0	4.3				
at Lindenwood	11/21/2022		10:46	2-4	.500	0-1	.000	0-0	.000	0	1	1	2.8	2	1	1	0	2	4	4.2				
vs UT Arlington	11/25/2022		14:23	1-5	.200	0-0	.000	3-4	.750	2	2	4	3.0	0	1	2	0	2	5	4.3				
vs Charlotte	11/26/2022		09:17	0-0	.000	0-0	.000	2-2	1.000	0	0	0	2.6	1	1	0	0	1	2	4.0				
at N.C. A&T	12/01/2022		12:07	2-4	.500	0-0	.000	3-4	.750	0	0	0	2.3	0	0	2	1	0	7	4.4				
Totals		1	103:09	12-32	.375	0-1	.000	11-15	.733	5	13	18	2.3	11	8	17	3	9	35	4.4				

				Field Goals		3-Point		F-Throws		Rebounds									Scoring	
SEASON	TEAM	GP-GS	MIN/AVG	FG-FGA	FG%	3FG-3FGA	3FG%	FT-FTA	FT%	OFF	DEF	TOT	AVG	PF-FO	A	TO	BLK	STL	PTS	AVG
2022-23	UC	8-1	103/12.9	12-32	.375	0-1	.000	11-15	.733	5	13	18	2.3	11-0	8	17	3	9	35	4.4
TOTAL		8-1	103/12.9	12-32	.375	0-1	.000	11-15	.733	5	13	18	2.3	11-0	8	17	3	9	35	4.4

MISCELLANEOUS STATS

SEASON	CAREER
Double-Double.....	1
10+ Plus Points.....	1
20+ Plus Points.....	1
5+ Rebounds.....	1
5+ Assists.....	1
10+ Rebounds.....	1
10+ Assists.....	1
2+ Blocks.....	1
2+ Steals.....	4
Led Team in Points.....	1
Led Team in Rebounds.....	1
Led Team in Assists.....	1
Led Team in Blocks.....	1
Led Team in Steals.....	1

JACKSON'S HIGHS

POINTS

Season.....	12 at Louisville, 11/7/22
Conference.....	
Career.....	12 at Louisville, 11/7/22

REBOUNDS

Season.....	5 vs. Tennessee Tech, 11/10/22
Conference.....	
Career.....	5 vs. Tennessee Tech, 11/10/22

FG MADE

Season.....	5 at Louisville, 11/7/22
Conference.....	
Career.....	5 at Louisville, 11/7/22

FG ATTEMPTED

Season.....	7 at Louisville, 11/7/22
Conference.....	
Career.....	7 at Louisville, 11/7/22

THREE POINT FG MADE

Season.....	
Conference.....	
Career.....	

THREE POINT FG ATTEMPTED

Season.....	1 at Lindenwood, 11/21/22
Conference.....	
Career.....	1 at Lindenwood, 11/21/22

FT MADE

Season...3 at North Carolina A&T, 12/1/22; vs. UT Arlington, 11/25/22	
Conference.....	
Career...3 at North Carolina A&T, 12/1/22; vs. UT Arlington, 11/25/22	

FT ATTEMPTED

Season...4 at North Carolina A&T, 12/1/22; vs. UT Arlington, 11/25/22	
Conference.....	
Career...4 at North Carolina A&T, 12/1/22; vs. UT Arlington, 11/25/22	

ASSISTS

Season.....	3 at Louisville, 11/7/22
Conference.....	
Career.....	3 at Louisville, 11/7/22

BLOCKS

Season.....	1 (3x) last at North Carolina A&T, 12/1/22
Conference.....	
Career.....	1 (3x) last at North Carolina A&T, 12/1/22

STEALS

Season.....	2 (4x) last vs. UT Arlington, 11/25/22
Conference.....	
Career.....	2 (4x) last vs. UT Arlington, 11/25/22

MINUTES

Season.....	19 vs. Tennessee Tech, 11/10/22
Conference.....	
Career.....	19 vs. Tennessee Tech, 11/10/22



42 | CLARISSA CRAIG

So. | F/C | 6-2 | Cincinnati, Ohio | Roger Bacon High School | Twitter: rissa_4242 | Instagram: _cc42

MIN	PPG	RPG	FG%	FT%
15.4	5.6	2.4	43.3	82.6

2022-23: Leads the team with a 82.6 (19-23) free throw percentage ... Earned her first start of the season at North Carolina A&T (12/1) ... Has scored in double figures three times off the bench ... Averaged 11.0 points, 3.5 rebounds, 2.0 blocks and 2.0 steals on 7-11 from the field and 8-10 from the free throw line in the two games at the Daytona Beach Invitational ... Tied or surpassed her previous career high in points, rebounds, blocks, steals and minutes vs. UT Arlington (11/25), turning in 12 points, five rebounds, two blocks, three steals in 25 minutes as a reserve ... Added six points in 12 minutes off the bench at Lindenwood (11/21) ... Provided a critical four points on 4-4 from the line in the fourth quarter vs. Toledo (11/16) ... Turned in a career-high 11 points and tied a career-high five rebounds in 17 minutes vs. Radford (11/13) ... One of two players from Cincinnati (Jillian Hayes) and one of six players from within a 100-mile radius (Cincinnati, Ohio) on the roster.

2021-2022: One of only five Bearcats to play in all 28 games with one start ... Averaged 3.2 points, 1.5 rebounds, 0.2 assists, 0.2 blocks and 0.2 steals in 11.9 minutes ... Posted a career-high 10 points on 5-for-8 from the field against N.C. A&T (12/19) ... Tied a career-high five rebounds against Wichita State (1/13) and at Ohio State (11/27) ... Converted .533 percent (8-15) from the field over a five-game stretch in conference play (1/22-2/9) ... Named to the AAC All-Academic Team.

HIGH SCHOOL/PREP: Lettered at Roger Bacon High School ... Ranked as Ohio's best center in the 2021 class by Ohio Girls Basketball Report ... Collegiate Girls Basketball Report listed her as the 23rd-ranked center nationally ... Two-time First Team All-GCLC performer and two-time Third Team All-Ohio Division II selection by the Ohio Prep Sportswriters Association.

Opponent	Date	GS	MIN	Total		3-Pointers		Free throws		Rebounds				PF	A	TO	BLK	STL	PTS	AVG	
				FG-FGA	PCT	3FG-3FGA	PCT	FT-FTA	PCT	OFF	DEF	TOT	AVG								
at Louisville	11/07/2022		08:33	0-0	.000	0-0	.000	0-0	.000	1	1	2	2.0	5	0	1	0	0	0	0.0	
Tennessee Tech	11/10/2022		10:59	1-4	.250	0-0	.000	0-0	.000	1	0	1	1.5	4	0	3	0	0	2	1.0	
Radford	11/13/2022		17:01	3-7	.429	0-0	.000	5-6	.833	3	2	5	2.7	0	0	2	1	0	11	4.3	
Toledo	11/16/2022		11:55	0-3	.000	0-0	.000	4-4	1.000	0	2	2	2.5	3	0	4	0	0	4	4.3	
at Lindenwood	11/21/2022		12:27	2-5	.400	0-0	.000	2-3	.667	0	1	1	2.2	4	0	1	0	0	6	4.6	
vs UT Arlington	11/25/2022		25:19	3-5	.600	0-0	.000	6-8	.750	2	3	5	2.7	3	0	1	2	3	12	5.8	
vs Charlotte	11/26/2022		21:43	4-6	.667	0-0	.000	2-2	1.000	2	0	2	2.6	2	0	1	2	1	10	6.4	
at N.C. A&T	12/01/2022	*	15:12	0-0	.000	0-0	.000	0-0	.000	0	1	1	2.4	5	1	1	0	1	0	5.6	
Totals			1	123:09	13-30	.433	0-0	.000	19-23	.826	9	10	19	2.4	26	1	14	5	5	45	5.6

				Field Goals		3-Point		F-Throws		Rebounds								Scoring		
SEASON	TEAM	GP-GS	MIN/AVG	FG-FGA	FG%	3FG-3FGA	3FG%	FT-FTA	FT%	OFF	DEF	TOT	AVG	PF-FO	A	TO	BLK	STL	PTS	AVG
2021-22	UC	28-1	332/11.9	35-88	.398	0-0	.000	20-29	.690	18	24	42	1.5	52-0	5	30	5	6	90	3.2
2022-23	UC	8-1	123/15.4	13-30	.433	0-0	.000	19-23	.826	9	10	19	2.4	26-2	1	14	5	5	45	5.6
TOTAL		36-2	455/12.6	48-118	.407	0-0	.000	39-52	.750	27	34	61	1.7	78-2	6	44	10	11	135	3.8

MISCELLANEOUS STATS

	SEASON	CAREER
Double-Double.....		
10+ Plus Points.....	3	4
20+ Plus Points.....		
5+ Rebounds.....	2	4
5+ Assists.....		
10+ Rebounds.....		
10+ Assists.....		
2+ Blocks.....	2	2
2+ Steals.....	1	3
Led Team in Points.....		
Led Team in Rebounds.....		1
Led Team in Assists.....		
Led Team in Blocks.....		1
Led Team in Steals.....	1	2

CRAIG'S HIGHS

POINTS

Season.....	12 vs. UT Arlington, 11/25/22
Conference.....	8 at East Carolina, 1/16/22
Career.....	12 vs. UT Arlington, 11/25/22

REBOUNDS

Season.....	5 vs. UT Arlington, 11/25/22; vs. Radford, 11/13/22
Conference.....	5 at Wichita State, 1/13/22
Career.....	5 [4x] last vs. UT Arlington, 11/25/22

FG MADE

Season.....	4 vs. Charlotte, 11/26/22
Conference.....	2 [4x] last vs. Memphis, 2/23/22
Career.....	5 vs. NC A&T, 12/19/21

FG ATTEMPTED

Season.....	7 vs. Radford, 11/13/22
Conference.....	5 [5x] last vs. Houston, 3/7/22
Career.....	7 vs. Radford, 11/13/22

THREE POINT FG MADE

Season.....	
Conference.....	
Career.....	

THREE POINT FG ATTEMPTED

Season.....	
Conference.....	
Career.....	

FT MADE

Season.....	6 vs. UT Arlington, 11/25/22
Conference.....	8 at East Carolina, 1/16/22
Career.....	8 vs. UT Arlington, 11/25/22; at East Carolina, 1/16/22

FT ATTEMPTED

Season.....	8 vs. UT Arlington, 11/25/22
Conference.....	10 at East Carolina, 1/16/22
Career.....	10 at East Carolina, 1/16/22

ASSISTS

Season.....	1 at North Carolina A&T, 12/1/22
Conference.....	1 at East Carolina, 1/16/22; at Tulane, 2/13/22
Career.....	1 [6x] last at North Carolina A&T, 12/1/22

BLOCKS

Season.....	2 vs. Charlotte, 11/26/22; vs. UT Arlington, 11/26/22
Conference.....	1 at East Carolina, 1/16/22; vs. Houston, 3/7/22
Career.....	2 vs. Charlotte, 11/26/22; vs. UT Arlington, 11/26/22

STEALS

Season.....	3 vs. UT Arlington, 11/26/22
Conference.....	1, at East Carolina, 1/16/22
Career.....	3 vs. UT Arlington, 11/26/22

MINUTES

Season.....	25 vs. UT Arlington, 11/26/22
Conference.....	20 at East Carolina, 1/16/22
Career.....	25 vs. UT Arlington, 11/26/22

TELEVISION/RADIO ROSTER

**DAIS'JA TROTTER**


Sr. | G | 5-9 | Louisville, Ky.

**CAITLYN WILSON**

Sr. | G | 5-10 | Cordova, Tenn.

**JADA SCOTT**

Sr. | G | 6-1 | Townsend, Ga.

**BRAYLYN MILTON**

So. | G | 5-11 | Charlotte, N.C.

**LOJAIN ELFATAIRY**

So. | G | 5-4 | Giza, Egypt

**JADYN SCOTT**

Sr. | F | 6-2 | Townsend, Ga.

**TAZIAH JENKS**

R-So. | F | 6-0 | Louisville, Ky.

**JILLIAN HAYES**

Jr. | G | 6-1 | Cincinnati, Ohio

**MALEA WILLIAMS**

Jr. | F/C | 6-3 | Georgetown, Ky.

**MYA JACKSON**

Sr. | G | 5-7 | Wilmington, Ohio

**SOFIA GRITZALI**

Sr. | G | 5-7 | Thessalonki, Greece

**A'RIEL JACKSON**

Fr. | G | 5-9 | Brooklyn, N.Y.

**CLARISSA CRAIG**

So. | F/C | 6-2 | Cincinnati, Ohio

**MICHELLE CLARK-HEARD**Head Coach
Fifth Season | Western Kentucky '90**BRIDGETTE GORDON**Assistant Coach/Recruiting
First Season | Tennessee '89**MYIA JOHNSON**Assistant Coach
First Season | Rutgers '10**DEVRIINN PAUL**Assistant Coach
First Season | Kentucky State '08**AK PRESTRIDGE**Director of Operations
Second Season | Auburn '19



2022-23 Cincinnati Women's Basketball Combined Team Statistics All games

Page 1/1
as of Dec 03, 2022

Game Records

Record	Overall	Home	Away	Neutral
ALL GAMES	5-3	2-1	2-1	1-1
CONFERENCE	0-0	0-0	0-0	0-0
NON-CONFERENCE	5-3	2-1	2-1	1-1

Score by Periods

Team	1st	2nd	3rd	4th	OT	TOT
Cincinnati	126	128	155	126	13	548
Opponents	145	96	140	124	16	521

Team Box Score

No.	Player				Total		3-Point		F-Throw		Rebounds											
		GP-GS	MIN	AVG	FG-FGA	FG%	3FG-3FGA	3FG%	FT-FTA	FT%	OFF	DEF	TOT	AVG	PF	DQ	A	TO	BLK	STL	PTS	AVG
23	JACKSON, Mya	8-8	297:14	37.2	45-106	.425	6-26	.231	24-30	.800	11	19	30	3.8	13	0	33	26	0	11	120	15.0
20	HAYES, Jillian	8-8	236:15	29.5	44-98	.449	0-2	.000	28-47	.596	27	43	70	8.8	26	2	16	24	12	12	116	14.5
4	MILTON, Braylyn	7-7	212:25	30.3	21-53	.396	8-17	.471	11-16	.688	8	22	30	4.3	20	1	18	19	1	5	61	8.7
1	WILSON, Caitlyn	8-3	176:35	22.1	18-45	.400	17-41	.415	5-7	.714	3	12	15	1.9	9	0	7	11	1	6	58	7.3
42	CRAIG, Clarissa	8-1	123:09	15.4	13-30	.433	0-0	.000	19-23	.826	9	10	19	2.4	26	2	1	14	5	5	45	5.6
22	WILLIAMS, Malea	8-0	120:37	15.1	16-38	.421	2-9	.222	7-12	.583	14	20	34	4.3	14	0	2	9	11	5	41	5.1
34	JACKSON, A'riel	8-1	103:09	12.9	12-32	.375	0-1	.000	11-15	.733	5	13	18	2.3	11	0	8	17	3	9	35	4.4
3	SCOTT, Jada	8-4	132:17	16.5	12-25	.480	0-0	.000	2-5	.400	4	16	20	2.5	14	0	5	2	1	4	26	3.3
10	SCOTT, Jadyn	8-6	115:21	14.4	9-22	.409	0-0	.000	5-8	.625	7	12	19	2.4	18	1	2	6	1	3	23	2.9
0	TROTTER, Dais'Ja	5-0	56:22	11.3	4-13	.308	4-10	.400	1-2	.500	5	6	11	2.2	4	0	2	2	0	1	13	2.6
11	JENKS, Taziah	4-2	38:12	9.6	3-9	.333	1-2	.500	1-2	.500	1	2	3	0.8	5	0	0	5	2	2	8	2.0
33	GRITZALI, Sofia	2-0	09:37	4.8	1-2	.500	0-0	.000	0-1	.000	1	1	2	1.0	2	0	0	0	0	1	2	1.0
5	ELFATAIRY, Lojain	2-0	03:46	1.9	0-1	.000	0-1	.000	0-0	.000	0	0	0	0.0	0	0	0	1	0	0	0	0.0
Team											17	16	33					1				
Total		8	1625		198-474	.418	38-109	.349	114-168	.679	112	192	304	38.0	162	6	94	137	37	64	548	68.5
Opponents		8	1625		186-467	.398	41-140	.293	108-162	.667	102	185	287	35.9	134	2	99	137	28	66	521	65.1

Team Statistics

	UC	OPP
Scoring	548	521
Points per game	68.5	65.1
Scoring margin	+3.4	-
Field goals-att	198-474	186-467
Field goal pct	.418	.398
3 point fg-att	38-109	41-140
3-point FG pct	.349	.293
3-pt FG made per game	4.8	5.1
Free throws-att	114-168	108-162
Free throw pct	.679	.667
F-Throws made per game	14.3	13.5
Rebounds	304	287
Rebounds per game	38.0	35.9
Rebounding margin	+2.1	-
Assists	94	99
Assists per game	11.8	12.4
Turnovers	137	137
Turnovers per game	17.1	17.1
Turnover margin	0.0	-
Assist/turnover ratio	0.7	0.7
Steals	64	66
Steals per game	8.0	8.3
Blocks	37	28
Blocks per game	4.6	3.5
Winning streak	1	-
Home win streak	0	-
Attendance	5010	8543
Home games-Avg/Game	3-1670	3-2848
Neutral site-Avg/Game	-	2-213

Team Results

Date	Opponent		Score	Att.
11/07/2022	at Louisville	L	68-87	8049
11/10/2022	Tennessee Tech	W	68-57	612
11/13/2022	Radford	W	62-53	612
11/16/2022	Toledo	Lot	71-74	3786
11/21/2022	at Lindenwood	W	71-60	494
11/25/2022	vs UT Arlington	W	72-58	250
11/26/2022	vs Charlotte	L	58-59	175
12/01/2022	at N.C. A&T	W	78-73	0



2022-23 Cincinnati Women's Basketball
Team Game-by-Game
All games

Page 1/1
as of Dec 03, 2022

			Total		3-Pointers		Free throws		Rebounds											
Opponent	Date	Score		FG-FGA	PCT	3FG-3FGA	PCT	FT-FTA	PCT	OFF	DEF	TOT	AVG	PF	A	TO	BLK	STL	PTS	AVG
at Louisville	11/07/2022	68-87	L	23-53	.434	9-13	.692	13-20	.650	8	19	27	27.0	24	8	24	2	5	68	68.0
Tennessee Tech	11/10/2022	68-57	W	26-66	.394	6-18	.333	10-18	.556	19	29	48	37.5	17	14	12	7	10	68	68.0
Radford	11/13/2022	62-53	W	20-62	.323	6-13	.462	16-22	.727	13	27	40	38.3	16	15	17	5	8	62	66.0
Toledo	11/16/2022	71-74	Lot	26-58	.448	4-13	.308	15-23	.652	14	27	41	39.0	24	7	18	4	5	71	67.3
at Lindenwood	11/21/2022	71-60	W	25-61	.410	3-14	.214	18-23	.783	17	19	36	38.4	23	9	14	2	12	71	68.0
vs UT Arlington	11/25/2022	72-58	W	27-61	.443	1-10	.100	17-25	.680	15	31	46	39.7	22	12	23	7	10	72	68.7
vs Charlotte	11/26/2022	58-59	L	24-61	.393	2-10	.200	8-11	.727	16	21	37	39.3	14	13	12	6	5	58	67.1
at N.C. A&T	12/01/2022	78-73	W	27-52	.519	7-18	.389	17-26	.654	10	19	29	38.0	22	16	17	4	9	78	68.5
Total		548		198-474	.418	38-109	.349	114-168	.679	112	192	304	38.0	162	94	137	37	64	548	68.5
Opponents		521		186-467	.398	41-140	.293	108-162	.667	102	185	287	35.9	134	99	137	28	66	521	65.1

Cincinnati Averages

Games Played	Points/ game	FG Pct	3FG Pct	FT Pct	Rebounds/ game	Assists/ game	Turnovers/ game	Assist/Turnover ratio	Steals/ game	Blocks/ game
8	68.5	41.8	34.9	67.9	38.0	11.8	17.1	0.7	8.0	4.6



**2022-23 Cincinnati Women's Basketball
Opponents Game-by-Game
All games**

Page 1/1
as of Dec 03, 2022

				Total		3-Pointers		Free throws		Rebounds											
Opponent	Date	Score		FG-FGA	PCT	3FG-3FGA	PCT	FT-FTA	PCT	OFF	DEF	TOT	AVG	PF	A	TO	BLK	STL	PTS	AVG	
at Louisville	11/07/2022	68-87	L	31-60	.517	5-21	.238	20-28	.714	14	25	39	39.0	17	12	18	5	14	87	87.0	
Tennessee Tech	11/10/2022	68-57	W	20-70	.286	10-26	.385	7-9	.778	22	26	48	43.5	13	13	16	6	3	57	72.0	
Radford	11/13/2022	62-53	W	20-58	.345	4-18	.222	9-16	.563	11	29	40	42.3	18	9	22	4	6	53	65.7	
Toledo	11/16/2022	71-74	Lot	23-58	.397	4-15	.267	24-33	.727	10	21	31	39.5	16	11	10	2	4	74	67.8	
at Lindenwood	11/21/2022	71-60	W	23-46	.500	9-21	.429	5-16	.313	10	22	32	38.0	18	17	24	3	6	60	66.2	
vs UT Arlington	11/25/2022	72-58	W	20-62	.323	1-10	.100	17-25	.680	11	24	35	37.5	21	10	15	1	16	58	64.8	
vs Charlotte	11/26/2022	58-59	L	22-58	.379	4-14	.286	11-16	.688	14	20	34	37.0	13	11	11	4	8	59	64.0	
at N.C. A&T	12/01/2022	78-73	W	27-55	.491	4-15	.267	15-19	.789	10	18	28	35.9	18	16	21	3	9	73	65.1	
Total		521		186-467	.398	41-140	.293	108-162	.667	102	185	287	35.9	134	99	137	28	66	521	65.1	
Cincinnati		548		198-474	.418	38-109	.349	114-168	.679	112	192	304	38.0	162	94	137	37	64	548	68.5	

Opponents Averages

Games Played	Points/ game	FG Pct	3FG Pct	FT Pct	Rebounds/ game	Assists/ game	Turnovers/ game	Assist/Turnover ratio	Steals/ game	Blocks/ game
8	65.1	39.8	29.3	66.7	35.9	12.4	17.1	0.7	8.3	3.5