





6-5-2 / 1-2-1 (4 pts / 6th) AAC

A	5	Dayton (ex)	W	3-0
	12	Illinois (ex)	W	1-0
A	16	Eastern Kentucky	W	2-1
	19	at Virginia (8/5)	L	0-3
	24	Wright State ^{DH}	W	2-0
	26	Northern Kentucky ^{RR}	W	ot 1-0
	30	at Notre Dame (rv/25)	L	1-2
S	6	Kansas (16/25)	T	2ot 0-0
	9	at Auburn (10/17)	L	1-3
	13	Lipscomb	W	ot 2-1
	16	LSU	W	2-1
	20	at Memphis (rv/nr) •	L	0-5
	23	at Tulsa •	W	2-1
	27	SMU •	L	0-3
	30	Houston • 	T	2ot 1-1
O	4	at USF (rv/25) • 		7 pm
	7	at UCF •		1 pm
	11	Temple • 		7 pm
	14	UConn • ^{SN} 		1 pm
	26	at ECU •		7 pm

All time are listed as EASTERN and are subject to change
Home matches played at Gettler Stadium // • denotes AAC match
 BearsTV (GoBearsTV.com) //  American Digital

Match Notes:

^{DH} Doubleheader with UC men (6pm)

^{RR} Riverboat Rivalry match

^{SN} Senior Night

(#/#) United Soccer Coaches/Top Drawer Soccer Top 25 rankings

Color Matches:

WEAR RED vs. Kansas on September 6

PINK MATCH vs. Temple on October 11

SOCIAL NETWORKS FOLLOW US

GoBearsTVWSOC // GoBearsTV



GET MORE AT **GOBEARCATS.COM**

UC ATHLETICS COMMUNICATIONS

Women's Soccer Contact	Alex Ryan
Email	alex.ryan@uc.edu
Phone - Cell	(513) 623-9992
Phone - Office	(513) 556-5181
Twitter	@al3xmryan
Mailing Address	UC Athletics Communications Richard E. Lindner Center 2751 O'Varsity Way, Suite 860 Cincinnati, Ohio 45221-0021



WEEK #8 • MATCH #14

rv/25 USF BULLS

6-2-0 (1-1-0 AAC)

Date / Time	Thursday, October 4 / 7 pm ET
Venue	Corbett Stadium (Tampa)
Stream	American Digital Network
Live Stats	GoUSFBulls.com

Series Information

Series - Overall	CIN leads, 11-10-4
Streak	CIN, W1
Last Time	at CIN 1:0 USF (9/24/17)
Series - at USF	USF leads, 7-3-1
Streak	T1
Last Time	CIN 2:2 USF (10/23/16)



WEEK #8 • MATCH #15

UCF KNIGHTS

5-3-1 (2-0-0 AAC)

Date / Time	Sunday, October 7 / 1 pm ET
Venue	UCF Soccer Complex (Orlando)
Stream	UCFKnights.TV
Live Stats	UCFKnights.com

Series Information

Series - Overall	Tied, 3-3-2
Streak	T1
Last Time	at CIN 0:0 UCF (9/27/17)
Series - at UCF	UCF leads, 2-1-0
Streak	CIN, W1
Last Time	CIN 2:0 at UCF (10/20/16)

Women's Soccer Hits the Road to Face #25 USF, UCF

Bearcats will look to secure points on the road with five matches remaining

// THE OPENING WHISTLE

The University of Cincinnati women's soccer team returns to the road this week with a trip through the Sunshine State with the Bearcats set to face rv/#25 USF Thursday night before closing the two-match road swing Sunday afternoon at UCF. The Bearcats (6-5-2/1-2-1 AAC) and Bulls (6-2-0/1-1-0) will meet in Tampa Thursday at 7 p.m. with the American Digital Network broadcasting the action from Corbett Stadium. Then, UC will meet the Knights (5-3-1/2-0-0) at 1 p.m. Sunday.

// FOLLOW US

GoBearsTV.com is your one-stop destination for all things UC Athletics. Socially, the team can also be followed on Facebook, Twitter and Instagram with all using the handle GoBearsTVWSOC. Head Coach Neil Stafford (@UCGaffer) also can be followed on Twitter. As always, fans are encouraged to join in the conversation using the hashtag #BearsTV.

// AMERICAN DIGITAL NETWORK

The American Digital Network will broadcast Thursday's match at USF live on Facebook at 7 p.m. Fans can access the feed by visiting Facebook.com/AmericanDigitalNetworkPlus. Lincoln Rose will be on the call with Kit Mcconnico providing analysis in the book and the Despina McLaughlin reporting from the sideline.

// QUICK SHOTS

- The Bearcats are 6-5-2 overall and 1-2-1 in the AAC after going 0-1-1 this past week at home, including a 0-3 loss to SMU and a 1-1 draw with Houston
- With the loss to the Mustangs, UC's 18-match home undefeated streak came a close with UC going 14-0-4 in that time. The last time the Bearcats had lost a home was a 2-0 decision to #18 UConn on October 27, 2016.
- With its come-from-behind draw with Houston Sunday, UC kept its 'Sunday Fun Day' streak alive, moving to 23-0-4 in Sunday afternoon home matches under Neil Stafford (2013-present)
- To earn the draw, Jill Vetere scored with two seconds remaining in regulation as she hit home a rebound off her saved penalty attempt that UC was awarded with four seconds left on the clock
- The Vetere goal ties for the second-latest regulation goal scored in program history and, since Stafford took over the program in 2013, is the latest regulation goal and the fifth-latest overall in that time frame
- For her efforts, Vetere was named to the weekly AAC Honor Roll, her second such selection in 2018 and third award this year after also being named the Offensive Player earlier this season
- In the latest release of the RPI rankings from the NCAA (Oct. 1), the Bearcats sit at #46 this week, the second-best in the AAC with only #14 Memphis ahead of UC. This week's foes, USF and UCF, rank #73 and #81, respectively.

// IN THE RANKINGS

UC is not ranked this week in either poll and sit ninth in the latest United Soccer Coaches South Region rankings. Memphis is currently ranked #18 in the Coaches poll and #24 in the Top Drawer Soccer rankings while USF is receiving votes and ranked #25 in the two polls respectively.

// IN THE RPI

According to the latest NCAA RPI rankings, the Bearcats enter play this week ranked #46, the second-highest standing in the AAC behind only Memphis, who stands #14, the highest of any team on UC's schedule. This week's foes, USF and UCF, are ranked #73 and #81, respectively. Overall, the Bearcats' schedule features 12 teams that are currently ranked in the Top 100 of the RPI with four in the Top 25 (#14 Memphis, #18 Virginia, #20 Auburn & #25 Kansas).

// 2018 AAC STANDINGS (as of October 1)

School	Ranks	TP	W	L	T	Record	Pct.	Home	Away	Neut.	Strk.
1. SMU	nr-nr-72	9	3	1	0	8-3-1	.708	5-0-0	3-3-1	0-0-0	L1
2. Houston		7	2	1	1	6-6-2	.500	4-1-0	2-5-2	0-0-0	T1
3. Memphis	18-24-14	6	2	0	0	10-1-0	.909	5-1-0	5-0-0	0-0-0	W8
UCF	nr-nr-81	6	2	0	0	5-3-1	.611	1-1-0	4-1-1	0-1-0	W3
Temple		6	2	2	0	6-7-0	.462	3-3-0	3-3-0	0-1-0	W1
6. Cincinnati	nr-nr-46	4	1	2	1	6-5-2	.538	5-1-2	1-4-0	0-0-0	T1
7. USF	rv-25-73	3	1	1	0	6-2-0	.750	4-0-0	2-2-0	0-0-0	L1
Tulsa		3	1	1	0	5-5-1	.500	5-4-1	0-1-0	0-0-0	L1
ECU	nr-nr-87	3	1	3	0	6-4-2	.583	5-1-0	1-3-2	0-0-0	W1
10. UConn		0	0	4	0	2-11-0	.154	2-5-0	0-6-0	0-0-0	L6

Rankings: United Soccer Coaches / TopDrawerSoccer.com / NCAA RPI (Top 150)

* clinched AAC Tourney berth; ^ AAC champion & tournament host // # AAC tournament champion // • NCAA participant

// FIGHT TO THE FINISH

So far this year, the Bearcats have gone to the halftime locker room trailing, 1-0, six times in 13 matches. In those six contests, however, the Bearcats hold a 4-1-1 overall record, including a 3-0-1 mark when those matches are held in Cincinnati. At home, UC trailed Eastern Kentucky, Lipscomb, LSU and Houston at the break before fighting back. The Bearcats won the first three with the wins over ECU and LSU coming in regulation and the LU victory in overtime. The match with the Cougars ended in a 1-1 draw. Away from home, UC's loss came at #8 Virginia (3-0) before the Bearcats came back to win at Tulsa, 2-1.

// BUNCH SCORING

In the four matches won, 2-1, after trailing, 1-0, not only did the Bearcats come back to win, they did so three times by scoring in bunches. The goals in the LSU match came just 3:17 apart while the two goals against ECU were spaced by 4:38. The win at Tulsa came in a 5:48 spread, giving the Bearcats three groupings of back-to-back goals in under six minutes.

// KNOW THE FOE: USF

- The Bulls enter the week with a 6-2-0 overall record and stand 1-1-0 in the AAC after playing their first two league contests last week.
- With three points in AAC play, USF is currently 7th on the league table
- Eveleyne Viens currently leads the American Athletic Conference in scoring with 25 points on a league-high 11 goals scored.
- Sydney Martinez has seen a majority of the minutes in goal, allowing five goals and saving 15 shots for a 0.78 GAA and a .750 save percentage.

// NOTING THE SERIES: BEARCATS-BULLS

- Cincinnati holds a slight edge in the all-time series, 11-10-4, and is undefeated in its last five (2-0-3).
- The Bulls have the advantage in Tampa with a 7-3-1 record with a 2-2 draw on October 23, 2016, the last meeting in Tampa, halting a four-match losing streak for the Bearcats.
- The last time the two teams met was September 24, 2017, with the Bearcats taking a 1-0 win in Cincinnati on Karli Royer's corner kick goal in the 88' of play.

// KNOW THE FOE: UCF

- The Knights enter the week with a 5-3-1 overall record and are 2-0-0 in AAC play after opening with wins at Temple and UConn last week.
- With six points, UCF is currently tied for third on the AAC table.
- Stefanie Sanders and Zandy Soree lead the scoring for the Knights as they have tallied 17 points (7 goals) and 14 points (6 goals), respectively.
- Vera Varis has played nearly every minute in goal for UCF, allowing 12 goals and stopping 29 shots for a 1.33 GAA and .707 save percentage.

// NOTING THE SERIES: BEARCATS-KNIGHTS

- The all-time series between UC and UCF is tied, 3-3-2, with the Bearcats going 2-0-1 in the last three, including a scoreless draw last year in Cincinnati to open the AAC season.
- The Knights hold a slim 2-1-0 lead in matches played in Orlando with UC grabbing its first win in the last meeting at UCF, 2-0, on October 20, 2016.

// SEEING THE FIELD

So far this year, the coaching staff has sent a large number of players to the pitch. Including the three different keepers that have seen playing time, UC is averaging 21.3 players earning minutes each match this season, including playing 25 athletes twice (vs. Wright State, vs. Lipscomb).

// EARLY PLAY

Included in all the players being utilized are eight true freshmen, all of which have started at least one match this season with four of those players earning starting spots in four or more matches. Combined, the group is averaging just over 35 minutes played per contest in 2018 with Vanessa DiNardo and Brandi Thomsen both averaging just over 50 minutes per game.

// CINCINNATI'S RECORD WHEN...

	Overall	Conf.
Overall	6-5-2	1-2-1
Home	5-1-2	0-1-1
Away	1-4-0	1-1-0
Neutral	0-0-0	0-0-0
In Overtime	2-0-2	0-0-1
Decided by PKs	0-0-0	0-0-0

Against Nationally Ranked Teams:

United Soccer Coaches	0-4-1	0-1-0
TopDrawerSoccer	0-3-1	0-0-0

*includes teams receiving votes

Match is Decided by:

0-1 Goals	5-1-2	1-0-1
2 Goals	1-1-0	0-0-0
3 or More Goals	0-3-0	0-2-0

UC Scores First	2-2-0	0-0-0
Opponent Scores First	4-3-1	1-2-1

UC has more shots	4-0-0	1-0-0
Opp has more shots	2-5-1	0-2-0
Shots are tied	0-0-1	0-0-1
UC has more corner kicks	3-2-1	1-1-1
Opp has more corner kicks	3-3-1	0-1-0
Corner kicks are tied	0-0-0	0-0-0
UC commits more fouls	0-3-0	0-1-0
Opp commits more fouls	4-2-2	1-1-1
Fouls are tied	2-0-0	0-0-0

Leading at Halftime	1-0-0	0-0-0
Trailing at Halftime	4-3-1	1-2-1
Tied at Halftime	1-2-1	0-0-0
Leading at 60' Mark	2-1-0	0-0-0
Trailing at 60' Mark	3-4-1	1-2-1
Tied at 60' Mark	1-0-1	0-0-0
Leading at 70' Mark	4-0-0	1-0-0
Trailing at 70' Mark	1-4-1	0-2-1
Tied at 70' Mark	1-1-1	0-0-0
Leading at 80' Mark	4-0-0	1-0-0
Trailing at 80' Mark	0-5-1	0-2-1
Tied at 80' Mark	2-0-1	0-0-0
Leading at 85' Mark	4-0-0	1-0-0
Trailing at 85' Mark	0-5-1	0-2-1
Tied at 85' Mark	2-0-1	0-0-0

Matches are Played:

Thursday	2-2-1	0-2-0
Friday	1-0-0	0-0-0
Sunday	3-2-1	1-0-1

Facing a Mascot that is a/an:

Aviary	0-0-1	0-0-0
Bovine	1-0-0	0-0-0
Canine	1-0-0	0-0-0
Equine	0-1-0	0-1-0
Feline	1-2-1	0-1-1
Human	2-2-0	0-0-0
Weather	1-0-0	1-0-0

through match with Houston (9/30/18)

// TAKE ME TO YOUR LEADERS

Jill Vetere continues to lead the team offensively as she has tallied 11 points on four goals and three assists, all of which are single-season highs in her career. She is the lone player with multiple assists this season and one of four with two or more goals in 2018. The three other players with two goals each include Sophie Gorman, Sydney Kilgore and Dee Picou with the later two also chipping in one assist. All five points recorded by Picou this year are the first points in her career, including the junior's first career game-winning goal scored.

// IN-TEN-T ON POINTS

Including the 1-1 draw with Houston, the Bearcats are now undefeated in their last 10 OT contests, posting a 1-0-9 record when playing past 90 minutes since dropping a 2-1 decision at Purdue in 2016. It marks the second time under Neil Stafford that the Bearcats have not lost in overtime in nine-consecutive matches with the first starting in the 2014 season with a 2-2 tie to visiting UC Santa Barbara and finished with a 2-1 win against visiting Dayton to start the 2016 season. The match that ended that streak? The 2-1 setback to Purdue in 2016. The current 10-match streak is the longest in school history, breaking the tie with Stafford's first streak and another nine-match streak from 1996-98 also joining in (5-0-4).

// HOME OVERTIME

When playing in home overtime matches, the Bearcats have been tough to beat recently as they are undefeated in their last 11, holding a 2-0-9 record. The last time UC lost in overtime at home came in 2013 in a 5-4 loss to Louisville. Prior to the current streak, the longest stretch of undefeated home overtime matches was six and came two times, first from 1996-98 (3-0-3) and then from 1999-03 (5-0-1). All told, the Bearcats are 18-19-29 all-time in home overtime contests.

// ALMOST OVER THE HILL

The 2018 season marks the 39th varsity campaign for the Bearcats program. Through the match with Houston, Cincinnati's all-time record stands at 387-281-63 (.573), including a mark of 197-101-30 at home, leaving the team just three wins away from the 200-victory milestone.

// HOME STREAK ENDS

Speaking of the success the Bearcats have enjoyed at home, the team recently saw an 18-match home undefeated streak come to an end with a 3-0 loss to SMU. The last time UC lost at home came in October 27, 2016, in a 2-0 set back to #18 UConn. Between those two losses, the Bearcats posted a 1-0-0 record the rest of the way in 2016, an 8-0-3 mark last year and were 5-0-1 this year prior to SMU's visit. Combined, the Bearcats 18-match streak saw them go 14-0-4 to build the second-longest home undefeated streak in program history behind a 23-match streak that ran from 1983-86.

// PROTECT THIS HOUSE

Since the start of the 2013 season and including last week's matches with SMU and Houston, the Bearcats have played 54 home matches, posting a 36-7-11 record in that time (.769 win percentage). Including 2018, UC has won at least five home contests each season with eight in 2017, seven wins in 2014 and 2015, six in 2016 and four in 2013. Also, in that time, UC has out-scored its guests, 94-39 (+55). So far in 2018, the Bearcats are 5-1-2 at home and have out scored their opponents, 10-7.

// FRIENDLY CONFINES

In their first five seasons, Stafford and his staff accumulated 32 home wins, the most of any UC women's soccer coach in his/her first five seasons. Meridy Glenn's teams from 1983 to 1987 won 28 matches and posted a .843 win percentage (28-4-3) in her first five years. Expanding into the first six years, Glenn's teams won 34 home matches (34-5-3) while Stafford's Bearcats now have won 37 (37-6-5) thanks to a 5-1-2 start to 2018.

// SUNDAY FUN DAY!

Since Stafford took over the program in time for the 2013 season, the Bearcats have played at home on Sunday 27 times and hold an impressive 23-0-4 record in those matches after drawing with Houston this past weekend. In that span, the Bearcats have not only posted an impressive record, but also have outscored their foes, 54-13, while the defense has recorded 16 clean sheets. One more 'Sunday Fun Day' remains on the schedule in 2018: October 14 against UConn. The match also will be Senior Day.

// THE LAST TIME...
Won at Home

Non-Conf	9/16/18	vs LSU	2-1
Conference	10/27/17	vs ECU	1-0

Lost at Home

Non-Conf	8/21/15	vs DePaul (#21)	1-2
Conference	9/27/18	vs SMU	0-3

Tied at Home

Non-Conf	9/6/18	vs Kansas (#16)	0-0	2ot
Conference	9/30/18	vs Houston	1-1	2ot

Won on the Road

Non-Conf	9/7/17	at Northern Kentucky	1-0
Conference	9/23/18	at Tulsa	2-1

Lost on the Road

Non-Conf	9/9/18	at Auburn (#10)	1-3
Conference	9/20/18	at Memphis (rv)	0-5

Tied on the Road

Non-Conf	9/20/15	at Xavier	0-0	2ot
Conference	10/23/16	at USF (rv)	2-2	2ot

Won at a Neutral Venue

Non-Conf	11/5/15	vs UConn (#10) - AAC Semifinal	3-2	ot
Conference	9/11/94	vs Dayton (at Xavier)	3-1	

Lost at a Neutral Venue

Non-Conf	11/1/17	vs SMU - AAC Quarterfinal	0-1	
Conference	--			

Tied at a Neutral Venue

Non-Conf	11/2/16	vs USF (at UConn) - lost PKs	0-0	2ot
Conference	--			

Won in Overtime

Non-Conf	9/13/18	vs Lipscomb	2-1	ot
Conference	9/29/13	vs Memphis (H)	3-2	2ot

Lost in Overtime

Non-Conf	8/28/16	at Purdue (A)	1-2	ot
Conference	10/25/13	vs Louisville (H)	4-5	ot

Recorded a Clean Sheet

Non-Conf	9/6/18	vs Kansas (#16)	0-0	2ot
Conference	10/27/17	vs ECU (H)	1-0	

Defeated a Nationally Ranked Opponent

Non-Conf	9/3/17	at Northwestern (#21)(A)	2-1	
Conference	10/2/15	vs USF (#18)(H)	1-0	

Scored 5 or More Goals in a Match

Non-Conf	9/7/14	vs St. Francis, Pa. (H)	W, 5-0
Conference	10/21/00	vs USF (H)	W, 5-1

Scored 4 Goals in a Match

Non-Conf	10/6/17	vs Morehead State (H)	4-0	
Conference	10/25/13	vs Louisville (H)	L, 4-5	ot

Scored 3 Goals in a Match

Non-Conf	9/18/16	vs Youngstown State (H)	W, 3-0
Conference	10/12/17	vs Tulsa (H)	3-2

Scored 2 Goals in a Match

Non-Conf	9/16/18	vs LSU (H)	W, 2-1
Conference	10/30/16	vs Temple (H)	W, 2-1

Converted a Penalty Kick

Non-Conf	9/9/18	Cassie Wheldon (A vs. Auburn(#10))	L, 1-3
Conference	10/16/16	Julie Gavorski (H vs. SMU (rv))	W, 2-0

A UC Player Recorded a Hat Trick

Non-Conf	9/31/15	Danielle Rotheram (A at Duquesne)	W, 3-2
Conference	9/15/98	Tina Matlock (A at Louisville)	W, 3-0

A UC Player Scored 2 or More Goals in a Match

Non-Conf	9/3/17	Julie Gavorski (A at N'western (#21))	W, 2-1
Conference	10/16/16	Julie Gavorski (H vs. SMU (rv))	W, 2-0

A UC Player Recorded 5 or More Points in a Match

Non-Conf	9/13/15	Danielle Rotheram (3-0=6)(at Duq')	W, 3-2	
Conference	10/25/13	Katy Couperus (2-1=5)(H vs L'ville)	L, 4-5	ot

A UC Player Recorded 2 or More Assists in a Match

Non-Conf	9/5/14	Jae Atkinson (H vs. Eastern Ky.)	W, 9-0
	and	Mackenzie Grause (H vs. East. Ky.)	W, 9-0
Conference	9/24/15	Danielle Rotheram (A at SMU)	T, 2-2 2ot

through match played September 30, 2018 (vs. Houston)

// 2018 PRESEASON HONORS - AMERICAN ATHLETIC

Team (1st Place)	2017 Record	Pts
1. UCF (6)	13-2-3 (7-0-2)	76
2. USF (3)	13-4-2 (7-1-1)	73
3. Memphis (1)	11-6-3 (4-2-3)	68
4. CINCINNATI	12-4-3 (5-2-2)	54
5. SMU	10-7-3 (4-4-1)	53
6. UConn	7-9-3 (5-4-0)	39
7. Houston	7-9-1 (3-6-0)	34
8. ECU	6-10-2 (1-8-0)	24
9. Tulsa	3-12-4 (1-6-2)	18
10. Temple	6-10-2 (2-6-1)	11

// AWARDS EARNED IN 2018
ATHLETIC HONORS
Preseason American Athletic All-Conference
• Sophie Gorman (unanimous)

American Athletic Conference Weekly Awards
Offensive Player of the Week
• Jill Vetere 9/17

Goalkeeper of the Week
• Claudia Eustaquio 9/10
• Madison Less 9/17

Rookie of the Week
• Brandi Thomsen 8/20

Weekly Honor Roll
• Julia Abbott 9/17
• Kiki Lowell 9/10
• Dee Picou 9/24
• Jill Vetere 8/27, 10/1

ACADEMIC HONORS
NCAA Woman of the Year
• Jordan Coteleur UC & AAC Nominee

// THAT'S A FIRST

Last past few week, several firsts were achieved by UC players, including:

- Dee Picou scored the game-tying goal against Lipscomb to net her first career score for the Bearcats, which came two weeks after she recorded her first career point and first career assist on the OT winner against NKU
- Julia Abbott's goal against LSU was not only her first of the year and third of her career, but also stands as her first career game-winning strike
- Freshman Vanessa DiNardo collected her first college point as she assisted on the winning goal against Lipscomb with a sweet back-heel pass to Vetere, who played into Sophie Gorman for the winning strike
- Bri Costigan assisted on the game-tying goal against LSU to pick-up her first point of the year and just her second career point after she assisted on a goal against Temple in 2016, the same match that started UC's current 18-match home undefeated streak
- Freshman Alli Pestaina earned her first career start, making her way into the Starting XI against Lipscomb
- Freshman Madison Lindsay also made her first career start as she was in the Starting XI against Houston last Sunday

// MORE FIRSTS

Speaking of firsts, when UC scored a 2-1 win at Tulsa (Sept. 23), it marked a pair of firsts, including the first win for the program at Tulsa in three tries and the first points the Bearcats have secured on that road trip. Since joining the AAC in 2013, the Bearcats have made the Memphis-Tulsa road trip three times (including 2018) and, in that time, had not recorded a point in any of the matches before the win over TU. Heading into that match, UC was 0-5-0.

// PRO UPDATE: BORDEAUX STANDS 3-0-1

Vanessa Gilles and her French Division 1 side Bordeaux have fared well in the early going of the 2018 campaign with the defender helping the Girondins to a 3-0-1 mark in FD1 play and third place on the table with 10 points behind Lyon (15) and PSG (13). Bordeaux is off until October 13 when they host EA Guingamp one week ahead of traveling to perennial favorite Lyon.

PREVIOUSLY NOTED
// AT THE HALF-WAY MARK

Nine matches into an 18-match regular season (end of the non-conference slate), the Bearcats posted a 5-3-1 record. With those five wins, the team has now won five or more nonconference matches for five years in a row now to break the record for consecutive seasons of four when the 1994-97 teams also accomplished the feat.

// SPOT ON

At the 11:38 mark at Auburn, Jill Vetere played the ball into the box and Brandi Thomsen was pulled down to earn a penalty kick for the Bearcats. Cassie Wheldon stepped up to the spot and coolly slot- ted her shot low and into the netting for a 1-0 lead. It was the first PK conversion for the Bearcats in over one year after Julie Gavorski scored from the spot on August 27, 2017, to secure a 1-0 win over visiting Miami (Fla.).

// BACK IN THE SCORING COLUMN

Wheldon's goal was the third of her career, but her first since 2015, her freshman campaign for the Bearcats. That year, she scored twice with the last coming October 18, 2015, when she knocked in the fourth and final goal of a 4-0 victory over visiting Evansville.

// RARE FINISH

The match at Auburn was the 725th in program history. In the 731 matches UC has played in its his- tory, including the two last week, a match has only ended in a scoreless draw 22 times (0.03 percent). Of those 22 matches, seven have come in the last four seasons with two each in the 2015, 2016 and 2017 seasons and once this year.

// MILESTONE MATCH

Of those 731 matches played, 330 have been played at home with the match against Lipscomb standing as both the 325th all-time home match in program history and the 250th played at Gettler Stadium. All-time, the Bearcats are 197-101-30 at home and sport a 138-87-27 record at Gettler Stadium/Meyers Field.

// PACKING THEM IN

The 1,194 fans that attended the Riverboat Rivalry match with Northern Kentucky (Aug. 26) ranks highly in program history attendance figures. That total stands as the sixth-largest home crowd in Bearcats history while also ranking as the 11th-largest UC has played before in its history. That at- tendance also means two of the Top 6 home crowds in UC history have come when the Norse have visited after the inaugural Riverboat Rivalry in 2016 drew 4,722 fans, a record for a women's college soccer game played in the state of Ohio.

// GOALS SCORED IN 2018

<i>Bearcat (Goal # of 2018)</i>	<i>Time</i>	<i>Opponent</i>
1. LOWELL, Kiki (1)	63:36	E. Kentucky
2. THOMSEN, Brandi (1)	68:14	E. Kentucky
3. KILGORE, Sydney (1)	16:14	Wright State
4. GORMAN, Sophie (1)	50:45	Wright State
5. VETERE, Jill (1)	98:46	N. Kentucky
6. KILGORE, Sydney (2)	57:57	Notre Dame
7. WHELDON, Cassie (1)	11:38	Auburn
8. PICO, Dee (1)	78:05	Lipscomb
9. GORMAN, Sophie (2)	98:12	Lipscomb
10. VETERE, Jill (2)	53:44	LSU
11. ABBOTT, Julia (1)	57:01	LSU
12. VETERE, Jill (3)	62:10	Tulsa
13. PICO, Dee (2)	67:58	Tulsa
14. VETERE, Jill (4)	89:58	Houston

// GOALS IN BUNCHES

Quickest Back-to-Back Goal Times in 2018

** no other goals scored between these two goals*

3:17	vs	LSU	9/16	H	W	2-1	
							<i>53:44 • VETERE (Costigan)</i>
							<i>57:01 • ABBOTT (unassisted)</i>
4:38	vs	EKU	8/16	H	W	2-1	ot
							<i>63:36 • LOWELL (Vetere)</i>
							<i>68:14 • THOMSEN (unassisted)</i>
5:48	at	Tulsa	9/23	A	W	2-1	
							<i>62:10 • VETERE (Kilgore)</i>
							<i>67:58 • PICO (Riester)</i>
20:07	vs	Lipscomb	9/13	H	W	2-1	ot
							<i>78:05 • PICO (unassisted)</i>
							<i>98:12 • GORMAN (Vetere, DiNardo)</i>
34:31	vs	Wright State	8/24	H	W	2-0	
							<i>16:14 • KILGORE (unassisted)</i>
							<i>50:45 • GORMAN (Thomsen, Vetere)</i>

// HELLO! MY NAME IS...

Nine true freshmen, one sophomore and a junior transfer make up this year's newest Bearcats. Junior Sydney Kilgore, a native of Cincinnati (Oak Hills HS) joins the program after playing for two years at Indiana while sophomore Ying Zhan, a native of China, is in her first year playing collegiate soccer. The rookies are comprised of four individuals from the Cincinnati area, including Emi Carlo (Lebanon HS), Kiley Keehan (Walnut Hills HS), Madison Lindsay (Lebanon HS) and Annie Metzger (Mason HS), three from the Cleveland area, including Vanessa DiNardo (Strongsville, Ohio), Camryn Hartman (Bay Village, Ohio) and Ally Sidloski (Strongsville, Ohio), and two others from outside of the state, including Wisconsin's Brandi Thomsen (Brookfield) and Massachusetts' Alli Pestaina (Brimfield).

// PLAYERS OF THE YEAR

Two of the newcomers earned high honors ahead of joining the Bearcats. Brandi Thomsen twice earned player of the year honors in the state of Wisconsin, including being named the 2018 Gatorade Player of the Year and the 2017 Wisconsin Soccer Coaches Association Player of the Year. Vanessa DiNardo also earned a state honor as she was tabbed as the 2017 Ohio Division I State Player of the Year.

// SAME SCHOOL

While local players joining the program often hail from the same high schools as upperclassmen is nothing new for a collegiate program or, like this year, two sets of two teammates joining the program at the same time (DiNardo/Sidloski from Strongsville and Carlo/Lindsay from Lebanon), the addition of Alli Pestaina to the team brings with it another connection. Before coming to UC, Pestaina, a native of Brimfield, Mass., attended Worcester Academy, the same academy head coach Stafford attended during his prep days.

// WELCOME TO AMERICA!

Throughout the history of the program, the roster has featured several Canadian players with this year's team featuring a trio from north of the border in Claudia Eustaquio, Michelle Travassos and Cassie Wheldon. This year, though, a new country was added to the list with the arrival of Ying Zhan from Shenzhen, China. Along with the American and Canadian players that have appeared, only three other nations have been represented in program history, including Ana Farmer of Scotland (2004-06), Alana McShane of Northern Ireland (2013) and now Zhan.

// DOUBLE DIGIT WINS

Last year, UC won 12 matches, marking the fourth year in a row the team has won 10+ in a single season under Head Coach Neil Stafford. That streak ties for the second-best in program history and leaves the Bearcats one shy of equaling the all-time best. Currently, the four-year streak equals the 1980-83 and 1986-89 squads for second while the 1994-97 teams hold the mark with five in a row.

// CONTINUING TO IMPROVE

Before Stafford took over the program, UC had improved its season win percentage in two consecutive seasons four times, with the most recent coming in 2000 (.727 from .447) and 2001 (.834 from .727). After the program finished with a win percentage of .250 in 2012 and Stafford came in, the team has raised its win percentage in all five seasons, posting marks of .425 (2013), .550 (2014), .646 (2015), .650 (2016) and .711 (2017).

// SORRY, THE GOAL IS CLOSED

One of the reasons the Bearcats have continued to raise its overall profile has been the outstanding defense it has played. In 2012, UC conceded 39 goals. Since then, that number has gone down every year under Stafford, reaching a miniscule total of 11 allowed in 2017, which tied for the fewest in a season. During that span, UC has allowed 37 (2013), 27 (2014), 22 (2015), 21 (2016) and 11 (2017).

// IN THE RPI

During the 2017 season, the Bearcats rose as high as #11 in the RPI data released by the NCAA, the highest ranking they have attained in program history. What is more impressive is where the program had come from. At the end of the 2012 season, Cincinnati's final RPI ranking was #227, meaning that, in the five years Stafford and his staff have guided the program, the Bearcats have clawed their way up 216 positions since the start of the 2013 season.

// ACADEMICALLY SOUND

Last year, the Bearcats collectively sported a 3.50 grade-point average for the year and earned a College Team Academic Award from the NSCAA, an award the program has collected each of the past two years and nine times in total. Individually, 28 of the 31 women on the roster recorded a 3.00 GPA or better during the 2017-18 academic year and were named American Athletic Conference All-Academic. Staying the conference, Vanessa Gilles was one of three UC student-athletes to also be named a 2017-18 Scholar-Athlete Sport Excellence Award recipient by the AAC, an award that is given annually to one student-athlete that carries a 3.00 GPA, has strong academic and athletic credentials and serves in the community. Gilles, who was chosen by the Faculty Representatives from around the conference, was the winner for women's soccer.

// UP NEXT

The Bearcats return home for the final time next week when they play host to Temple and UConn. First, UC will welcome the Owls to town for a 7 p.m. match Thursday, October 11, for the team's annual Pink Match. Then, the Bearcats and Huskies will meet at 1 p.m. Sunday, October 13, on Senior Day. Both matches will be held at Gettler Stadium and streamed for free live by BearcatsTV on GoBearcats.com.

2018 Bearcats Women's Soccer
Cincinnati Combined Team Statistics (as of Oct 01, 2018)
All games

RECORD:	OVERALL	HOME	AWAY	NEUTRAL
ALL GAMES	6-5-2	5-1-2	1-4	0-0
CONFERENCE	1-2-1	0-1-1	1-1	0-0
NON-CONFERENCE	5-3-1	5-0-1	0-3	0-0

Date	Opponent	Score	Att.	#	Player	gp	g	a	pts	sh	sh%	sog	sog%	gw	pk-att
Aug 16	EASTERN KENTUCKY	W 2-1	283	15	VETERE, Jill	13	4	3	11	31	.129	15	.484	1	0-1
Aug 19	at #8 Virginia	L 0-3	990	9	KILGORE, Sydney	13	2	1	5	15	.133	5	.333	1	0-0
Aug 24	WRIGHT STATE	W 2-0	566	29	PICOU, Dee	13	2	1	5	9	.222	6	.667	1	0-0
Aug 26	NORTHERN KENTUCKY	Wot 1-0	1194	5	GORMAN, Sophie	13	2	0	4	31	.065	13	.419	1	0-0
Aug 30	at Notre Dame	L 1-2	604	3	WHELDON, Cassie	13	1	1	3	17	.059	6	.353	0	1-1
Sep 06	#16 KANSAS	To2 0-0	197	8	THOMSEN, Brandi	13	1	1	3	7	.143	2	.286	1	0-0
Sep 09	at #10 Auburn	L 1-3	358	17	LOWELL, Kiki	13	1	0	2	6	.167	3	.500	0	0-0
Sep 13	LIPSCOMB	Wot 2-1	252	2	ABBOTT, Julia	7	1	0	2	2	.500	1	.500	1	0-0
Sep 16	LSU	W 2-1	317	6	DINARDO, Vanessa	13	0	1	1	12	.000	4	.333	0	0-0
* Sep 20	at Memphis	L 0-5	334	10	RIESTER, Delaney	11	0	1	1	3	.000	1	.333	0	0-0
* Sep 23	at Tulsa	W 2-1	216	27	COSTIGAN, Bri	13	0	1	1	1	.000	0	.000	0	0-0
* Sep 27	SMU	L 0-3	203	16	HARTMAN, Camryn	13	0	0	0	6	.000	4	.667	0	0-0
* Sep 30	HOUSTON	To2 1-1	413	24	CARLO, Emi	12	0	0	0	4	.000	1	.250	0	0-0
				12	GOINS, Sydney	13	0	0	0	4	.000	0	.000	0	0-0
				19	KEEHAN, Kiley	6	0	0	0	3	.000	1	.333	0	0-0
				20	ZHAN, Ying	12	0	0	0	2	.000	1	.500	0	0-0
				22	HUBER, Tiffany	8	0	0	0	1	.000	1	1.000	0	0-0
				18	LINDSAY, Madison	5	0	0	0	1	.000	0	.000	0	0-0
				13	METZGER, Annie	11	0	0	0	1	.000	0	.000	0	0-0
				35	PESTAINA, Alli	8	0	0	0	0	.000	0	.000	0	0-0
				32	GRUENBAUM, Riley	13	0	0	0	0	.000	0	.000	0	0-0
				31	GREENWELL, Libby	6	0	0	0	0	.000	0	.000	0	0-0
				7	TRAVASSOS, Michelle	10	0	0	0	0	.000	0	.000	0	0-0
				4	ALF, Holyn	10	0	0	0	0	.000	0	.000	0	0-0
					Total	13	14	10	38	156	.090	64	.410	6	1-2
					Opponents	13	21	15	57	194	.108	82	.423	5	2-2

#	Goalie	GP	Min.	GA	GAAvg	Saves	Pct	W-L-T	Sho
33	SENSIBAUGH, Jane	1	90:00	0	0.00	1	1.000	1-0-0	1/0
1	EUSTAQUIO, Claudia	7	580:00	9	1.40	26	.743	2-1-2	1/0
0	LESS, Madison	7	556:58	12	1.94	33	.733	3-4-0	1/0
	Total	13	1226:58	21	1.54	61	.744	6-5-2	3
	Opponents	13	1226:58	14	1.03	50	.781	5-6-2	4

Goals by Period	1st	2nd	OT	OT2	Total
Cincinnati	2	10	2	0	14
Opponents	12	9	0	0	21

Shots by Period	1st	2nd	OT	OT2	Total
Cincinnati	63	87	6	0	156
Opponents	84	98	9	3	194

Saves by Period	1st	2nd	OT	OT2	Total
Cincinnati	24	33	3	1	61
Opponents	16	32	2	0	50

Corners by Period	1st	2nd	OT	OT2	Total
Cincinnati	24	31	2	2	59
Opponents	26	29	3	4	62

Fouls by Period	1st	2nd	OT	OT2	Total
Cincinnati	47	63	5	1	116
Opponents	61	68	3	3	135

TEAM STATISTICS	CIN	OPP
SHOT STATISTICS		
Goals-Shot attempts	14-156	21-194
Goals scored per game	1.08	1.62
Shot pct.	.090	.108
Shots on goal-Attempts	64-156	82-194
SOG pct.	.410	.423
Shots/Game	12.0	14.9
CORNER KICKS		
Goals off corners	1	2
PENALTY KICKS		
	1-2	2-2
OFFSIDES		
	22	19
PENALTIES		
Fouls	116	135
Yellow cards	8	10
Red cards	0	0
ATTENDANCE		
Total	3425	2502
Dates/Avg Per Date	8/428	5/500
Neutral Site #/Avg	0/0	

2018 Bearcats Women's Soccer
Cincinnati Combined Team Statistics (as of Oct 01, 2018)
Conference games

RECORD:	OVERALL	HOME	AWAY	NEUTRAL
ALL GAMES	1-2-1	0-1-1	1-1	0-0
CONFERENCE	1-2-1	0-1-1	1-1	0-0
NON-CONFERENCE	0-0	0-0	0-0	0-0

Date	Opponent		Score	Att.
* Sep 20	at Memphis	L	0-5	334
* Sep 23	at Tulsa	W	2-1	216
* Sep 27	SMU	L	0-3	203
* Sep 30	HOUSTON	To2	1-1	413

TEAM STATISTICS	CIN	OPP
SHOT STATISTICS		
Goals-Shot attempts	3-44	10-63
Goals scored per game	0.75	2.50
Shot pct.	.068	.159
Shots on goal-Attempts	17-44	31-63
SOG pct.	.386	.492
Shots/Game	11.0	15.8
CORNER KICKS	24	20
Goals off corners	0	1
PENALTY KICKS	0-1	1-1
OFFSIDES	9	3
PENALTIES		
Fouls	43	52
Yellow cards	3	4
Red cards	0	0
ATTENDANCE		
Total	616	550
Dates/Avg Per Date	2/308	2/275
Neutral Site #/Avg	0/0	

#	Player	gp	g	a	pts	sh	sh%	sog	sog%	gw	pk-att
15	VETERE, Jill	4	2	0	4	9	.222	5	.556	0	0-1
29	PICOU, Dee	4	1	0	2	3	.333	2	.667	1	0-0
9	KILGORE, Sydney	4	0	1	1	5	.000	1	.200	0	0-0
10	RIESTER, Delaney	4	0	1	1	1	.000	0	.000	0	0-0
5	GORMAN, Sophie	4	0	0	0	6	.000	3	.500	0	0-0
6	DiNARDO, Vanessa	4	0	0	0	5	.000	1	.200	0	0-0
3	WHELDON, Cassie	4	0	0	0	5	.000	1	.200	0	0-0
20	ZHAN, Ying	4	0	0	0	2	.000	1	.500	0	0-0
8	THOMSEN, Brandi	4	0	0	0	2	.000	0	.000	0	0-0
27	COSTIGAN, Bri	4	0	0	0	1	.000	0	.000	0	0-0
22	HUBER, Tiffany	4	0	0	0	1	.000	1	1.000	0	0-0
18	LINDSAY, Madison	2	0	0	0	1	.000	0	.000	0	0-0
17	LOWELL, Kiki	4	0	0	0	1	.000	1	1.000	0	0-0
16	HARTMAN, Camryn	4	0	0	0	1	.000	1	1.000	0	0-0
12	GOINS, Sydney	4	0	0	0	1	.000	0	.000	0	0-0
35	PESTAINA, Alli	3	0	0	0	0	.000	0	.000	0	0-0
32	GRUENBAUM, Riley	4	0	0	0	0	.000	0	.000	0	0-0
31	GREENWELL, Libby	1	0	0	0	0	.000	0	.000	0	0-0
24	CARLO, Emi	3	0	0	0	0	.000	0	.000	0	0-0
13	METZGER, Annie	2	0	0	0	0	.000	0	.000	0	0-0
7	TRAVASSOS, Michelle	4	0	0	0	0	.000	0	.000	0	0-0
4	ALF, Holyn	3	0	0	0	0	.000	0	.000	0	0-0
2	ABBOTT, Julia	2	0	0	0	0	.000	0	.000	0	0-0
Total		4	3	2	8	44	.068	17	.386	1	0-1
Opponents		4	10	7	27	63	.159	31	.492	2	1-1

#	Goalie	GP	Min.	GA	GAAvg	Saves	Pct	W-L-T	Sho
1	EUSTAQUIO, Claudia	3	245:00	4	1.47	12	.750	1-0-1	0/0
0	LESS, Madison	2	135:00	6	4.00	8	.571	0-2-0	0/0
Total		4	380:00	10	2.37	21	.677	1-2-1	0
Opponents		4	380:00	3	0.71	14	.824	2-1-1	2

Goals by Period	1st	2nd	OT	OT2	Total
Cincinnati	0	3	0	0	3
Opponents	7	3	0	0	10

Shots by Period	1st	2nd	OT	OT2	Total
Cincinnati	16	27	1	0	44
Opponents	28	28	5	2	63

Saves by Period	1st	2nd	OT	OT2	Total
Cincinnati	9	9	3	0	21
Opponents	3	10	1	0	14

Corners by Period	1st	2nd	OT	OT2	Total
Cincinnati	11	11	0	2	24
Opponents	8	9	2	1	20

Fouls by Period	1st	2nd	OT	OT2	Total
Cincinnati	18	22	2	1	43
Opponents	25	24	0	3	52

BEARCATS NOTES // WEEK #8 • at rv/25 USF & at UCF

// PLAYER SINGLE-MATCH CAREER HIGHS • thru match with Houston (9/30/18)					
2 ABBOTT, Julia (Jr.) GP/GS: 38-7		16 HARTMAN, Camryn (Fr.) GP/GS: 13-8		25 SIDLOSKI, Ally (Fr.) GP/GS: 0-0	
Points 2 (3x) last: vs. LSU (9/16/18)		Points 0		Points -	
Goals 1 (3x) last: vs. LSU (9/16/18)		Goals 0		Goals -	
Assists 0		Assists 0		Assists -	
Shots 3 (2x) last: vs. SMU (10/16/16)		Shots 2 vs. Wright State (8/24/18)		Shots -	
Mins 45 vs. UCF (9/21/17)		Mins 75 at #8 Virginia (8/19/18)		Mins -	
4 ALF, Holyn (Jr.) GP/GS: 39-9		22 HUBER, Tiffany (Sr.) GP/GS: 59-11		8 THOMSEN, Brandi (Fr.) GP/GS: 13-9	
Points 2 (2x) last: vs. Morehead State (10/6/17)		Points 1 (5x) last: vs. Morehead State (10/6/17)		Points 2 vs. Eastern Kentucky (8/16/18)	
Goals 1 (2x) last: vs. Morehead State (10/6/17)		Goals 0		Goals 1 vs. Eastern Kentucky (8/16/18)	
Assists 1 vs. Northern Kentucky (8/22/16)		Assists 1 (6x) last: vs. Tulsa (10/12/17)		Assists 1 vs. Wright State (8/24/18)	
Shots 2 (2x) last: vs. Morehead State (10/6/17)		Shots 2 (2x) last: at Xavier (9/20/15)		Shots 2 at #10 Auburn (9/9/18)	
Mins 58 vs. Northern Kentucky (8/22/16)		Mins 72 vs. Houston (10/13/16)		Mins 89 vs. #16 Kansas (9/6/18)	
14 BRAUNING, Abby (So.) GP/GS: 17-0		19 KEEHAN, Kiley (Fr.) GP/GS: 6-1		7 TRAVASSOS, Michelle (So.*) GP/GS: 20-4	
Points 0		Points 0		Points 0	
Goals 0		Goals 0		Goals 0	
Assists 0		Assists 0		Assists 0	
Shots 0		Shots 2 at #25 Notre Dame (8/30/18)		Shots 0	
Mins 31 vs. Boston Univ. (8/20/17)		Mins 49 vs. Eastern Kentucky (8/16/18)		Mins 81 at Tulsa (9/23/18)	
24 CARLO, Emi (Fr.) GP/GS: 12-1		9 KILGORE, Sydney (Jr.) GP/GS: 49-15		15 VETERE, Jill (Sr.) GP/GS: 61-49	
Points 0		Points 2 (4x) last: at #25 Notre Dame (8/30/18)		Points 2 (11x) last: vs. Houston (9/30/18)	
Goals 0		Goals 1 (4x) last: at #25 Notre Dame (8/30/18)		Goals 1 (11x) last: vs. Houston (9/30/18)	
Assists 0		Assists 1 (3x) last: at Tulsa (9/23/18)		Assists 2 vs. Harvard (9/4/16) •	
Shots 3 vs. Eastern Kentucky (8/16/18)		Shots 3 (3x) last: at Tulsa (9/23/18)		Shots 10 vs. Tulsa (10/12/17)	
Mins 32 vs. Eastern Kentucky (8/16/18)		Mins 110 vs. #16 Kansas (9/6/18)		Mins 97 vs. Houston (9/30/18)	
		(GP/GS w/ IU = 36/2)		• with Louisville (2015-16)(GP/GS w/ UL = 29/27)	
27 COSTIGAN, Bri (So.) GP/GS: 52-49		18 LINDSAY, Madison (Fr.) GP/GS: 5-1		3 WHELDON, Cassie (Sr.) GP/GS: 72-54	
Points 1 (2x) last: vs. LSU (9/16/18)		Points 0		Points 2 (3x) last: at #10 Auburn (9/9/18)	
Goals 0		Goals 0		Goals 1 (3x) last: at #10 Auburn (9/9/18)	
Assists 1 (2x) last: vs. LSU (9/16/18)		Assists 0		Assists 1 (8x) last: at #25 Notre Dame (8/30/18)	
Shots 2 (3x) last: vs. Tulsa (10/12/17)		Shots 1 vs. Houston (9/30/18)		Shots 5 vs. Houston (10/13/16)	
Mins 110 (2x) last: vs. #16 Kansas (9/6/18)		Mins 78 vs. Houston (9/30/18)		Mins 101 vs. #16 Kansas (9/6/18)	
6 DiNARDO, Vanessa (Fr.) GP/GS: 13-6		17 LOWELL, Kiki (So.) GP/GS: 31-29		20 ZHAN, Ying (So.) GP/GS: 12-0	
Points 1 vs. Lipscomb (9/13/18)		Points 2 at Temple (10/1/17)		Points 0	
Goals 0		Goals 1 (2x) last: vs. Eastern Kentucky (8/16/18)		Goals 0	
Assists 1 vs. Lipscomb (9/13/18)		Assists 0		Assists 0	
Shots 3 vs. Houston (9/30/18)		Shots 2 vs. Wright State (8/24/18)		Shots 1 (2x) last: vs. SMU (9/27/18)	
Mins 94 vs. Houston (9/30/18)		Mins 110 (2x) last: vs. #16 Kansas (9/6/18)		Mins 44 vs. Northern Kentucky (8/26/18)	
12 GOINS, Sydney (Jr.) GP/GS: 43-7		13 METZGER, Annie (Fr.) GP/GS: 11-4			
Points 2 vs. Colorado College (9/9/16)		Points 0			
Goals 1 (2x) last: vs. Tulsa (10/12/17)		Goals 0			
Assists 0		Assists 0			
Shots 3 vs. Tulsa (10/12/17)		Shots 1 vs. #16 Kansas (9/6/18)			
Mins 82 (2x) last: vs. Houston (9/30/18)		Mins 76 vs. #16 Kansas (9/6/18)			
5 GORMAN, Sophie (So.) GP/GS: 32-19		35 PESTAINA, Alli (Fr.) GP/GS: 8-2		GOALKEEPERS	
Points 3 vs. Tulsa (10/12/17)		Points 0		1 EUSTAQUIO, Cludia (Jr.*) GP/GS: 27-26	
Goals 1 (8x) last: vs. Lipscomb (9/13/18)		Goals 0		Saves 8 at #23 Boston College (9/2/16)	
Assists 1 (4x) last: vs. Tulsa (10/12/17)		Assists 0		GA (low) 0 (7x) last: vs. #16 Kansas (9/6/18)	
Shots 6 vs. Wright State (8/24/18)		Shots 0		GA (high) 3 (4x) last: at #8 Virginia (8/19/18)	
Mins 110 vs. Houston (9/30/18)		Mins 54 vs. LSU (9/16/18)		(GP/GS w/ Detroit Mercy = 15/15)	
31 GREENWELL, Libby (Jr.) GP/GS: 8-2		29 PICOU, Dee (Jr.) GP/GS: 47-1		0 LESS, Madison (So.*) GP/GS: 20-19	
Points 0		Points 2 (2x) last: at Tulsa (9/23/18)		Saves 8 (2x) last: vs. LSU (9/16/18)	
Goals 0		Goals 1 (2x) last: at Tulsa (9/23/18)		GA (low) 0 (9x) last: vs. Lipscomb (9/13/18)	
Assists 0		Assists 1 vs. Northern Kentucky (8/26/18)		GA (high) 3 (3x) last: vs. SMU (9/27/18)	
Shots 0		Shots 4 vs. Pittsburgh (8/24/17)			
Mins 52 vs. Northern Kentucky (8/26/18)		Mins 53 vs. SMU (9/27/18)			
32 GRUENBAUM, Riley (So.) GP/GS: 26-13		10 RIESTER, Delaney (So.) GP/GS: 13-1		99 PISCIONERI, Kaleigh (Sr.) GP/GS: 3-0	
Points 0		Points 1 at Tulsa (9/23/18)		Saves 2 (2x) last: vs. Morehead State (10/6/17)	
Goals 0		Goals 0		GA (low) 0 (2x) last: vs. Morehead State (10/6/17)	
Assists 0		Assists 1 at Tulsa (9/23/18)		GA (high) 0 vs. Evansville (10/18/15)	
Shots 1 vs. Morehead State (10/6/17)		Shots 2 (2x) last: vs. Lipscomb (9/13/18)			
Mins 110 vs. #16 Kansas (9/6/18)		Mins 50 vs. SMU (9/27/18)			
		11 ROYER, Karli (So.) GP/GS: 19-18		33 SENSIBAUGH, Jane (So.) GP/GS: 6-6	
		Points 2 vs. USF (9/21/17)		Saves 3 (2x) last: vs. Purdue (9/10/17)	
		Goals 1 vs. USF (9/21/17)		GA (low) 0 (4x) last: vs. Wright State (8/24/18)	
		Assists 1 vs. Tulsa (10/12/17)		GA (high) 1 (2x) last: vs. Purdue (9/10/17)	
		Shots 3 vs. USF (9/21/17)			
		Mins 83 vs. Memphis (10/15/17)			

// PLAYER CAREER STATISTICS [at Cincinnati only] • thru Houston match (9/30/18)

FIELD PLAYERS	#	Bearcat	Years	GP	GS	Mins	G	A	Pts	Shots	Sh%	GW	PK-AT
	2	ABBOTT, Julia	2016-18	38	7	692	3	0	6	17	.176	1	0-0
	3	WHELDON, Cassie	2015-18	72	54	4704	3	9	15	97	.031	0	1-1
	4	ALF, Holyn	2016-18	39	9	903	1	1	3	12	.083	0	0-0
	5	GORMAN, Sophie	2017-18	32	19	1948	8	4	20	68	.118	4	0-0
	6	DINARDO, Vanessa	2018	13	6	659	0	1	1	12	.000	0	0-0
	7	TRAVASSOS, Michelle	2016-18	20	4	682	0	0	0	0	.000	0	0-0
	8	THOMSEN, Brandi	2018	13	9	658	1	1	3	7	.143	1	0-0
	9	KILGORE, Sydney	2018	13	13	1081	2	1	5	15	.133	1	0-0
	10	RIESTER, Delaney	2017-18	13	1	342	0	1	1	6	.000	0	0-0
	11	ROYER, Karli	2017-18	19	18	1048	1	1	3	14	.071	1	0-0
	12	GOINS, Sydney	2017-18	43	7	1282	2	0	4	13	.154	1	0-0
	13	METZGER, Annie	2018	11	4	349	0	0	0	1	.000	0	0-0
	14	BRAUNING, Abby	2017-18	17	0	277	0	0	0	0	.000	0	0-0
	15	VETERE, Jill	2017-18	32	22	1917	7	3	17	66	.106	2	0-1
	16	HARTMAN, Camryn	2018	13	8	634	0	0	0	6	.000	0	0-0
	17	LOWELL, Kiki	2017-18	31	29	2397	2	0	4	10	.200	1	0-0
	18	LINDSDAY, Madison	2018	5	1	175	0	0	0	1	.000	0	0-0
	19	KEEHAN, Kiley	2018	6	1	159	0	0	0	3	.000	0	0-0
	20	ZHAN, Ying	2018	12	0	193	0	0	0	2	.000	0	0-0
	22	HUBER, Tiffany	2015-18	59	11	2224	0	6	6	15	.000	0	0-0
	24	CARLO, Emi	2018	12	1	184	0	0	0	4	.000	0	0-0
	25	SIDLOSKI, Ally	2018	-	-	-							
	27	COSTIGAN, Bri	2016-18	52	49	3452	0	2	2	17	.000	0	0-0
	29	PICOU, Dee	2016-18	47	1	1496	2	1	5	25	.080	1	0-0
	31	GREENWELL, Libby	2016-18	8	2	223	0	0	0	0	.000	0	0-0
	32	GRUENBAUM, Riley	2017-18	26	13	1472	0	0	0	1	.000	0	0-0
	35	PESTAINA, Alli	2018	8	2	184	0	0	0	0	.000	0	0-0

KEEPERS	#	Bearcat	Years	GP	GS	Mins	GA	Svs	GAA	Sv%	W	L	T	Sho
	0	LESS, Madison	2017-18	20	19	1786:58	21	79	1.06	.790	9	8	3	8.0
	1	EUSTAQUIO, Claudia	2016-18	12	11	1036:14	16	50	1.39	.758	5	3	2	2.0
	33	SENSIBAUGH, Jane	2017-18	6	6	495:00	2	11	0.36	.846	6	0	0	3.1
	99	PISCIONERI, Kaleigh	2015-18	4	0	62:34	0	4	0.00	1.000	0	0	0	0.2

BEARCATS NOTES // WEEK #8 • at rv/25 USF & at UCF

// GOALS BY PERIOD					
Overall Scoring	1	2	O1	O2	TTL
Cincinnati	2	10	2	-	14
Opponents	12	9	0	-	21
<hr/>					
UC Scoring	1st	2nd	OT1	OT2	TTL
Eastern Ky.	0	2	-	-	2
at Virginia	0	0	-	-	0
Wright State	1	1	-	-	2
Northern Ky.	0	0	1	-	1
at Notre Dame	0	1	-	-	1
Kansas	0	0	0	0	0
at Auburn	1	0	-	-	1
Lipscomb	0	1	1	-	2
LSU	0	2	-	-	2
at Memphis •	0	0	-	-	0
at Tulsa •	0	2	-	-	2
SMU •	0	0	-	-	0
Houston •	0	1	0	0	1
at USF •					--
at UCF •					--
Temple •					--
UConn •					--
at ECU •					--
<hr/>					
OPP Scoring	1st	2nd	OT1	OT2	TTL
Eastern Ky.	1	0	-	-	1
at Virginia	1	2	-	-	3
Wright State	0	0	-	-	0
Northern Ky.	0	0	0	-	0
at Notre Dame	0	2	-	-	2
Kansas	0	0	0	0	0
at Auburn	1	2	-	-	3
Lipscomb	1	0	0	-	1
LSU	1	0	-	-	1
at Memphis •	3	2	-	-	5
at Tulsa •	1	0	-	-	1
SMU •	2	1	-	-	3
Houston •	1	0	0	0	1
at USF •					--
at UCF •					--
Temple •					--
UConn •					--
at ECU •					--

// FASTEST GOALS SCORED IN 2018 (Top 5)			
1.	11:38	Wheldon, Cassie	at Auburn (PK)
2.	16:14	Kilgore, Sydney	vs Wright State
3.	50:45	Gorman, Sophie	vs Wright State
4.	53:44	Vetere, Jill	vs LSU
5.	57:01	Abbott, Julia	vs LSU

// LATEST GOALS SCORED IN 2018 (Top 5)			
1.	98:46	Vetere, Jill	vs No. Kentucky
2.	98:12	Gorman, Sophie	vs Lipscomb
3.	89:58	Vetere, Jill	vs Houston
4.	78:05	Picou, Dee	vs Lipscomb
5.	68:14	Thomsen, Brandi	vs E. Kentucky

// FASTEST/LATEST (Top 20)			
FASTEST UC GOALS SCORED • OVERALL			
1.	:15	Loew, Lori (Siena Heights)	9/4/90
2.	:36	Atkinson, Jae (UMass-Lowell)	9/1/13
3.	:43	Ryan, Amanda (Evansville)	9/12/04
4.	:45	Huth, Lisa (Robert Morris)	10/9/93
5.	:58	Oliver, Tianna (DePaul)	10/1/99
6.	:59	May, Kristin (Seton Hall)	10/12/07
7.	1:18	Thomas, Ann (UAB)	9/28/01
8.	1:31	Loggins, Kendall (Villanova)	10/9/09
	1:31	Morrissey, Julie (Xavier)	9/12/08
10.	1:42	Polaski, Leah (USF)	9/23/01
11.	1:45	Johannigman, Jenn (Ohio State)	9/2/05
12.	1:49	Imhoff, Becky (DePaul)	10/10/04
	1:49	Angilecchia, Paulette (Rob. Morris)	10/9/93
14.	1:53	Atkinson, Jae (Xavier)	9/14/14
15.	1:54	Brown, Jaycie (Memphis)	10/9/16
16.	1:56	Meiners, Jen (Houston)	9/29/00
17.	2:01	Couperus, Katy (Louisville)	10/25/13
18.	2:03	Thorne, Nikki (Dayton)	9/10/95
19.	2:17	Angilecchia, Paulette (Louisville)	11/2/94
20.	2:18	Angilecchia, Paulette (Geo. Mason)	9/23/94

LATEST UC GOALS SCORED • OVERALL			
1.	119:59	Naber, Joy (Marquette)	11/10/96
2.	117:56	Naber, Joy (Kentucky)	10/11/94
3.	117:37	Ogden, Tiffany (Louisville)	11/6/97
4.	113:56	Thorne, Nikki (Marquette)	11/10/96
5.	112:52	Ogden, Tiffany (UAB)	11/7/97
6.	109:58	Rose, Laura (St. John's)	9/21/12
7.	109:46	Gavorski, Julie (Dayton)	8/16/16
8.	109:26	Juengling, Jenny (Creighton)	10/31/94
9.	109:04	Loggins, Kendall (Pittsburgh)	10/5/07
10.	108:43	Greer, Katie (Northeastern)	8/26/12
11.	107:56	Noteboom, Lindsey (Xavier)	8/31/07
12.	107:48	Galea, Lauren (Butler)	10/13/98
13.	107:31	Murphy, Ashley (Charlotte)	10/22/00
14.	107:20	Rhodes, Jazmine (DePaul)	9/16/11
15.	106:57	Jedlo, Kim (St. Louis)	11/2/00
16.	105:07	Reynolds, Mackenzie (Memphis)	9/29/13
17.	104:53	Scott, Alexis (Villanova)	10/10/10
18.	104:41	Loggins, Kendall (Miami O.)	9/5/08
19.	104:32	Juengling, Jenny (Evansville)	10/21/94
20.	102:18	Ballinger, Logan (Bowling Green)	8/22/10

LATEST UC GOALS SCORED IN REGULATION • OVERALL			
1.	89:59	Angilecchia, Paulette (Wright State)	9/9/94
2.	89:58	Vetere, Jill (Houston)	9/30/18
	89:58	Huth, Lisa (Loyola)	10/10/92
4.	89:57	Morrissey, Julie (EKU)	9/13/09
5.	89:52	own goal by Boston Univ.	9/5/16
6.	89:49	Angilecchia, Paulette (Xavier)	10/25/94
7.	89:30	Vilven, Vicky (Detroit)	9/7/97
	89:30	Amon, Kim (St. Joseph's)	10/19/88
9.	89:15	Munn, Amy (Milwaukee)	10/22/90
10.	89:09	Brown, Jaycie (USF)	10/23/16
11.	89:08	Loggins, Kendall (Villanova)	10/10/10
12.	89:01	Wallace, Lori (Radford)	10/19/86
13.	88:58	Angilecchia, Paulette (Ohio State)	10/15/96
14.	88:44	Wilson, Kathryn (Louisville)	10/5/97
15.	88:41	Rodenheffer, Amy (USF)	10/18/96
16.	88:38	Brown, Jaycie (SMU)	9/24/15
17.	88:35	Coteleur, Jordan (UCF)	10/4/15
18.	88:28	Gavorski, Julie (EKU)	9/5/14
19.	88:26	Greer, Katie (Dayton)	8/30/13
20.	88:24	own goal by Seton Hall	10/25/09

// FASTEST/LATEST (Top 30)			
FASTEST UC GOALS SCORED • Stafford Era (2013-pres)			
1.	:36	Atkinson, Jae (UMass-Lowell)	9/1/13
2.	1:53	Atkinson, Jae (Xavier)	9/14/14
3.	1:54	Brown, Jaycie (Memphis)	10/9/16
4.	2:01	Couperus, Katy (Louisville)	10/25/13
5.	2:28	Grause, Mackenzie (St. Francis)	9/7/14
6.	2:35	Cravenor, Megan (USF)	11/2/14
7.	2:41	Stubblebine, Alex (Temple)	10/30/16
8.	6:59	Coteleur, Jordan (Youngstown St.)	9/18/16
9.	8:26	Cravenor, Megan (USF)	10/24/14
10.	9:02	Gilles, Vanessa (Temple)	10/30/16
11.	9:28	Rose, Laura (UConn)	9/28/14
12.	11:30	Elsbrock, Emily (St. Francis)	9/7/14
13.	11:38	Wheldon, Cassie (Auburn)(PK)	9/9/18
14.	11:44	LoPresti, Gabrielle (Dayton)	8/16/16
15.	11:56	Coteleur, Jordan (UCF)	10/4/15
16.	12:03	Atkinson, Jae (Louisville)	10/25/13
17.	12:59	Grause, Mackenzie (Nebraska)	8/25/13
18.	13:05	Brown, Jaycie (Boston U)	8/20/17
19.	14:30	Rose, Laura (Tulsa)	10/12/14
20.	15:23	Brown, Jaycie (EKU)	9/5/14
21.	16:14	Kilgore, Sydney (Wright State)	8/24/18
22.	16:41	Jackson, Taylor (Youngstown St.)	9/18/16
23.	17:07	Gilles, Vanessa (USF)	10/23/16
24.	17:20	Atkinson, Jae (Cornell)	9/20/13
25.	17:46	Gavorski, Julie (NKU)	8/22/16
26.	17:52	Gavorski, Julie (SMU)	10/16/16
27.	20:14	Rose, Laura (Samford)	8/22/14
28.	21:18	Brown, Jaycie (Morehead St.)	10/6/17
29.	21:26	Gilles, Vanessa (Duquesne)	9/11/16
30.	21:31	Wheldon, Cassie (Temple)	10/8/15

LATEST UC GOALS SCORED • Stafford Era (2013-pres)			
1.	109:46	Gavorski, Julie (Dayton)	8/16/16
2.	105:07	Reynolds, Mackenzie (Memphis)	9/29/13
3.	98:46	Vetere, Jill (NKU)	8/26/18
4.	98:12	Gorman, Sophie (Lipscomb)	9/13/18
5.	97:20	Gilles, Vanessa (UConn)	11/5/15
6.	93:16	Elsbrock, Emily (Samford)	8/22/14
7.	89:58	Vetere, Jill (Houston)	9/30/18
8.	89:52	own goal by Boston Univ.	9/5/16
9.	89:09	Brown, Jaycie (USF)	10/23/16
10.	88:38	Brown, Jaycie (SMU)	9/24/15
11.	88:35	Coteleur, Jordan (UCF)	10/4/15
12.	88:28	Gavorski, Julie (EKU)	9/5/14
13.	88:26	Greer, Katie (Dayton)	8/30/13
14.	87:59	Rose, Laura (Memphis)	9/29/13
15.	87:48	Gavorski, Julie (Memphis)	10/9/14
16.	87:38	Royer, Karli (USF)	9/21/17
17.	87:31	Atkinson, Jae (UC Santa Barbara)	8/21/14
18.	87:28	Abbott, Julia (Morehead State)	10/6/17
19.	87:21	Gavorski, Julie (UConn)	11/5/15
20.	87:20	Goins, Sydney (Colorado College)	9/9/16
	87:20	Brown, Jaycie (USF)	11/8/15
22.	86:18	Rotheram, Danielle (ECU)	10/16/15
	86:18	Rose, Laura (Providence)	9/22/13
24.	85:27	Brown, Jaycie (Purdue)	9/10/17
25.	84:24	Taylor, Callie (UMass-Lowell)	9/1/13
26.	83:59	Atkinson, Jae (USF)	10/13/13
27.	83:23	Rotheram, Danielle (UCSB)	8/21/14
28.	83:20	Rotheram, Danielle (Colorado Coll.)	9/6/15
29.	79:58	Greer, Katie (USF)	10/13/13
30.	79:57	Gavorski, Julie (SMU)	10/16/16

CAREER - Goals

1.	Nieman, Vicki	1980-83	57
2.	Volker, Barb	1985-88	51
3.	Angilecchia, Paulette	1993-96	50
4.	Loew, Lori	86-87, 89-90	48
5.	Paffe, Robin	1984-87	42
6.	Matlock, Tina	1995-98	38
7.	Naber, Joy	1993-96	29
	Fellerhoff, Becky	1980-82	29
9.	Simonson, Amy	1999-02	23
	Wallace, Lori	1986-89	23
	Harris, Leslie	1985-88	23

CAREER - Assists

1.	Matlock, Tina	1995-98	29
2.	Wagner, Tasha	2000-03	24
3.	Volker, Barb	1985-88	23
4.	McMahon, Colleen	1982-85	22
5.	Nieman, Vicki	1980-83	20
6.	Glenn, Kerrie	1982-85	19
7.	Angilecchia, Paulette	1993-96	18
8.	Atkinson, Jae	2011-14	17
9.	Wallace, Lori	1986-89	16
	Simonson, Amy	1999-02	16
	Rosser, Erin	1992-94	16

CAREER - Points

1.	Nieman, Vicki	1980-83	134
2.	Volker, Barb	1985-88	125
3.	Angelicchia, Paulette (50/18)	1993-96	118
4.	Loew, Lori (48/9)	86-87, 89-90	105
	Matlock, Tina (38/29)	1995-98	105
6.	Paffe, Robin (42/13)	1984-87	97
7.	Naber, Joy (29/8)	1993-96	66
8.	Simonson, Amy (23/16)	1999-02	62
	Wallace, Lori (23/16)	1986-89	62
10.	Fellerhoff, Becky (29/3)	1980-82	61

CAREER - Game-Winning Goals

1.	Angilecchia, Paulette	1993-96	14
	Matlock, Tina	1995-98	14
3.	Simonson, Amy	1999-02	11
	Naber, Joy	1993-96	11
5.	Gavorski, Julie	2014-17	9
	Morrissey, Julie	2008-10	9
7.	Wagner, Tasha	2000-03	8
8.	Brown, Jaycie	2014-17	7
9.	Rotheram, Danielle	2013-15	6
	Thomas, Ann	1997-01	6
11.	Gilles, Vanessa	2014-17	5
	Hebbeler, Emily	2007-11	5
	Imhoff, Becky	2003-06	5
	Meiners, Jen	1997-00	5
	Thorne, Nicole	1993-96	5

CAREER - Shots

1.	Angilecchia, Paulette	1993-96	227
2.	Paffe, Robin	1984-87	223
3.	Matlock, Tina	1995-98	214
4.	Volker, Barb	1985-88	208
5.	Loew, Lori	86-87, 89-90	193
6.	Glenn, Kerrie	1982-85	168
7.	Nieman, Vicki	1980-83	163
8.	Brown, Jaycie	2014-17	157
9.	Couperus, Katy	2013-14, 16-17	153
	May, Kristin	2005-08	153

CAREER - GAMES STARTED

1.	Pohl, Tracy	1994-97	89
	Flanagan, Krystin	1994-97	89
	Wilson, Kristina	2000-03	89
4.	Hoffman, Christy	97-98, 00-01	86
5.	Angilecchia, Paulette	1993-96	84
6.	Utley, Kayla	2013-16	83
7.	Gilles, Vanessa	2014-17	82
	Stephens, Lisa	2001-04	82
9.	Kyser, Stacey	1999-02	80
10.	Herweh, Heather	1999-02	75

CAREER - GAMES PLAYED

1.	Flanagan, Krystin	1994-97	90
2.	Paulette, Suzanne	1995-98	89
	Pohl, Tracy	1994-97	89
	Wilson, Kristina	2000-03	89
5.	Hoffman, Christy	97-98, 00-01	86
	Kyser, Stacey	1999-02	86
	Wagner, Tasha	2000-03	86
8.	Schutte, Dee Dee	1993-96	85
	Herweh, Heather	1999-02	85
	Angilecchia, Paulette	1993-96	85

CAREER - MINUTES PLAYED - NON-GOALIE

1.	Gilles, Vanessa	2014-17	7,426
2.	Utley, Kayla	2013-16	7,101
3.	Sykes, Kim	2005-08	6,820
4.	Kaminski, Andrea	2006-09	6,614
5.	Cravenor, Megan	2011-14	6,268
6.	Ernst, Gigi	2004-07	6,030
7.	Howard, Christi	2011-14	5,805
8.	May, Kristin	2005-08	5,791
9.	Loggins, Kendall	2007-10	5,776
10.	Imhoff, Becky	2003-06	5,769

CAREER - Saves

1.	Kaminski, Andrea	2006-09	407
2.	Kerr, Laura	1987-90	361
3.	Hoffman, Christy	1997-98, 00-01	357
4.	Jones, Chris	1982-85	257
5.	Utley, Kristina	2011-14	237
6.	Slye, Sherry	2002-05	212
7.	Smith, Natalie	2012-16	209
8.	McCaffrey, Julie	1994-95	198
9.	Griffin, Lisa	1992-93	186
10.	Hale, Tracy	2001-04	169

CAREER - Shutouts

1.	Hoffman, Christy	97-98, 00-01	32.5
2.	Kerr, Laura	1987-90	24.0
3.	Smith, Natalie	2012-16	20.2
4.	Jones, Chris	1982-85	17.0
5.	Kaminski, Andrea	2006-09	16.0
6.	Hale, Tracy	2001-04	14.0
7.	Williams, Julie	1982-84	11.0
	McCaffrey, Julie	1994-95	11.0
9.	Kronauge, Kathy	1985-87	10.5
10.	Utley, Kristina	2011-14	8.2
11.	Less, Madison	2017-p	8.0

CAREER - Goals Against Average (min. 1,000 mins)

1.	Mauren, Gabrielle (8/1258)	1987-90	0.57
2.	Kronauge, Kathy (12/1324)	1985-87	0.81
3.	Pavlika, Sam (11/1167)	2015	0.85
4.	Bennett, Katrina (16/1527)	1996-98	0.94
5.	Hale, Tracy (36/3382)	2001-04	0.96
6.	LESS, MADISON (21/1787)	2017-p	1.06
7.	Hoffman, Christy (94/7900)	97-98, 00-01	1.07
8.	Smith, Natalie (70/5461)	2012-16	1.15
9.	Kerr, Laura (74/5471)	1987-90	1.22
10.	Kaminski, Andrea (102/6713)	2006-09	1.37

CAREER - Save Percentage (min. 100 saves)

1.	Kerr, Laura (74/361)	1987-90	.830
2.	Hale, Tracy (36/169)	2001-04	.824
3.	Jones, Chris (58/257)	1982-85	.816
4.	Kaminski, Andrea (102/407)	2006-09	.800
5.	Hoffman, Christy (94/357)	97-98, 00-01	.792
6.	Slye, Sherry (63/212)	2002-05	.771
7.	Smith, Natalie (70/209)	2012-16	.749
8.	McCaffrey, Julie (68/198)	1994-95	.744
9.	Cowen, Kim (44/127)	1991	.743
10.	Utley, Kristina (84/237)	2011-14	.738

CAREER - Wins (by GK)

1.	Hoffman, Christy (59-22-4)	97-98, 00-01	59
2.	Kerr, Laura (39-21-4)	1987-90	39
3.	Kaminski, Andrea (30-32-8)	2006-09	30
4.	Smith, Natalie (29-20-8)	2012-16	29
5.	McCaffrey, Julie (24-14-4)	1994-95	24
6.	Hale, Tracy (21-11-4)	2001-04	21
7.	Griffin, Lisa (13-21-1)	1992-93	13
8.	Utley, Kristina (12-21-5)	2011-14	12
9.	Bennett, Katrina (11-4-0)	1996-98	11
10.	LESS, MADISON (9-8-3)	2017-p	9