

2022-23 GAME NOTES

2022-23 SCHEDULE

OVERALL: 9-19
CONFERENCE (AAC): 2-13 | NON-CONFERENCE: 7-6
HOME: 3-9 | AWAY: 5-9 | NEUTRAL: 1-1

DATE	OPPONENT	TV	TIME/RESULT
NOVEMBER [4-3; HOME: 2-1, ROAD: 1-1, NEUTRAL: 1-1]			
2	WITTENBERG (EXH.)		W, 91-45
7	at Louisville	ACCN	L, 68-87
10	TENNESSEE TECH	ESPN+	W, 68-57
13	RADFORD	ESPN+	W, 62-53
16	TOLEDO	ESPN+	L, 71-74 [OT]
21	at Lindenwood	ESPN+	W, 71-60
25	vs. UT Arlington^	FloHoops	W, 72-58
26	vs. Charlotte^	FloHoops	L, 58-59
DECEMBER [3-4; HOME: 1-1, ROAD: 2-3]			
1	at North Carolina A&T	FloHoops	W, 78-73
4	UIC	ESPN+	L, 58-66
9	at Xavier	FloSports	L, 35-48
13	at Ohio	ESPN+	W, 77-44
18	SOUTHERN INDIANA	ESPN+	W, 99-57
21	at Northern Kentucky	ESPN+	L, 52-72
30	at Wichita State*	ESPN+	L, 49-61
JANUARY [0-6; HOME: 0-4, ROAD: 0-2]			
7	TEMPLE*	ESPN+	L, 73-77
10	at SMU*	ESPN+	L, 44-55
14	MEMPHIS*	ESPN+	L, 58-78
18	at East Carolina*	ESPN+	L, 53-61
25	HOUSTON*	ESPN+	L, 63-39
28	WICHITA STATE*	ESPN+	L, 69-50
FEBRUARY [2-5; HOME: 0-3, ROAD: 2-2]			
1	at Tulsa*	ESPN+	L, 64-50
4	at Tulane*	ESPN+	W, 53-50
8	UCF*	ESPN+	L, 60-57
11	at Temple*	ESPN+	W, 74-66 [OT]
15	EAST CAROLINA*	ESPN+	L, 68-57
18	TULANE*	ESPN+	L, 65-54
22	at Memphis*	ESPN+	L, 64-53
25	at UCF*	ESPN+	L, 64-54 [OT]
MARCH			
1	SOUTH FLORIDA*	ESPN+	7 p.m.
6-9	at AAC Tournament@	ESPN+	TBD

All times Eastern. Home games in **BOLD CAPS**, played in Fifth Third Arena (1989-Present)

* - American Athletic Conference game

^ - Daytona Beach Invitational, played in Daytona Beach, Fla. at Ocean Arena

@ - 2022 American Athletic Women's Basketball

Championship, played in Fort Worth, Texas at Dickies Arena

FOLLOW THE BEARCATS

TV: ESPN+

Play-by-Play..... Anthony Mazzini
Analyst..... AB Stocks
Online WatchESPN.com

LIVE STATS: Cincinnati.StatBroadcast.com

WEBSITE: GoBears.com

SOCIAL MEDIA

Twitter/Instagram.....@GoBearsWBB
Facebook..... Cincinnati Bearcats Women's Basketball
Hashtag.....#CHOICES | #BBEFFECT

ATHLETIC COMMUNICATIONS

Women's Basketball SID..... Nate Jarrett
Cell [850] 499-7586
Email jarretne@ucmail.uc.edu

CINCINNATI WOMENS BASKETBALL

GAME 29: SOUTH FLORIDA | SENIOR DAY | FIFTH THIRD ARENA | ESPN+ | 7:00 P.M. ET

CINCINNATI BEARCATS

RECORD 9-19, 2-13 AMERICAN
HEAD COACH Michelle Clark-Heard
RECORD AT UCF 74-73 (5th Season)
OVERALL RECORD 252-153 (13th Season)
LEADING SCORER Jillian Hayes (12.8)
LEADING REBOUNDER Jillian Hayes (8.7)
LEADING ASSISTS Mya Jackson (2.7)
LEADING MINUTES Mya Jackson (33.0)



SOUTH FLORIDA BULLS

RECORD 25-5, 14-1 AMERICAN
HEAD COACH Jose Fernandez
RECORD AT USF 441-290 (23rd Season)
OVERALL RECORD Same
LEADING SCORER Elena Tsineke (17.6)
LEADING REBOUNDER Fankam Mendiadeu (12.6)
LEADING ASSISTS Aerial Wilson (4.5)
LEADING MINUTES Sammie Puiis (35.7)



CINCINNATI CELEBRATES SENIOR DAY IN REGULAR SEASON FINALE WITH USF

- Cincinnati celebrates Senior Day when the Bearcats welcome conference leader No. 25-ranked South Florida inside Fifth Third Arena on Wednesday at 7:00 p.m. ET. on ESPN+.
- Wednesday will be the 39th overall meeting and the first of the season between the conference opponents. South Florida leads the series 22-16 overall and 9-7 in Cincinnati. The Bearcats are looking to snap a four-game losing streak to the Bulls.
- Cincinnati is averaging 62.2 points at home, compared to 57.9 points per game on the road this season. Senior guard Mya Jackson leads the team with 14.2 points at home, while junior guard Jillian Hayes is posting a near double-double with 13.0 points and 9.1 rebounds in home contests.
- Cincinnati leads the conference and stands 29th nationally with 4.5 blocks per game as of Feb. 27.
- South Florida leads the conference in multiple categories, including field goal percentage and three point percentage. The Bulls are connecting on 45.3 percent from the field and 35.4 percent from three overall this season. The Bearcats are holding opponents to 40.1 percent from the field and 34.8 percent from three at home this season.
- The Bulls rank third in the conference with a 73.0 percent free throw percentage, while the Bearcats are in sixth on 70.4 percent from the line. Cincinnati is 7-2 this season when making more free throws than its opponent.
- Cincinnati will honor four seniors - senior guard Caitlyn Wilson, senior guard Sofia Gritzali, senior guard Jada Scott and senior forward Jady Scott - on Wednesday. The Bearcats will also recognize four-year lead manager Turner Hahn and student assistant coach Jana Abdullah.
- Cincinnati is 35-45 in conference games under Clark-Heard.






LAST TIME OUT - AT UCF

- Sophomore guard Braylyn Milton hit a driving layup with 31 seconds remaining to erase a 18-point deficit and force overtime before Cincinnati fell 64-54 to UCF inside Addition Financial Arena on Feb. 25.
- The Bearcats held the Knights to 14 second-half points, including only three points in the fourth quarter, and 13.0 percent on 3-23 from the field in the second half.
- Junior forward/center Malea Williams finished with a career-high 16 points, eight rebounds and three blocks in a career-high 35 minutes.
- Junior guard Jillian Hayes finished with 16 points, her 22nd double-digit scoring game of the season.
- The Bearcats forced 20 Knights' turnovers, their ninth game forcing 20-plus turnovers this season.

BEARCATS BLOCK WITH THE NATION'S BEST

- Cincinnati leads the conference and stands 29th nationally with 4.5 blocks per game as of Feb. 27. The Bearcats have recorded five or more blocks in 12 games, while seven different Bearcats have recorded at least one multi-block game this season.
- Eight different Bearcats have led the team in blocks in a game this season, including junior forward/center Malea Williams who have each done it a team-high 14 times.
- Williams leads the conference and ranks 49th nationally with 43 total blocks this season. Her 1.5 (1.54) blocks per game ranks second in the conference and 58th nationally as of Feb. 27.
- Hayes ranks fifth in the conference with 36 blocks and 1.3 (1.29) blocks per game. The pair of Hayes and Williams has combined to total 62.2 percent of the team's blocks this season.
- Cincinnati set a program-record 14 blocks at Wichita State on Dec. 30. Williams also set an individual program record with seven blocks. A total of seven Bearcats recorded at least one block in the game. The 14 blocks broke an almost 40-year program record of 12 blocks vs. Miami (OH) on Dec. 3, 1983. The block total is also a Charles Koch Arena record and ties the sixth most in American Athletic Conference history.

PROJECTED STARTING LINEUP (BASED ON UCF)

				
23	34	1	20	10
MYA JACKSON Wilmington, Ohio G	A'RIEL JACKSON Brooklyn, N.Y. G	CAITLYN WILSON Cordova, Tenn. G	JILLIAN HAYES Cincinnati, Ohio G	JADYN SCOTT Townsend, Ga. F
Minutes - 33.0	Minutes - 13.8	Minutes - 19.8	Minutes - 31.8	Minutes - 13.0
Points - 11.4	Points - 4.1	Points - 6.9	Points - 12.8	Points - 3.3
Assists - 2.7	Rebounds - 1.9	Rebounds - 1.6	Rebounds - 8.7	Rebounds - 2.1
Free Throw % - 81.7	Assists - 1.1	Three Point % - 36.6	Assists - 2.1	Field Goal % - 46.6

NOTING SOUTH FLORIDA

- The preseason favorite and conference leader No.25-ranked South Florida Bulls are 25-5 overall, 14-1 in the AAC in their 23rd season under head coach Jose Fernandez.
- South Florida is 9-1 on the road this season. The Bulls are averaging 68.3 points and allowing 58.9 points per game on the road this season, a +9.4 margin.
- Senior guard Elena Tsineke leads the team with 17.6 points per game. She is one of three Bulls averaging double figures with redshirt senior forward Dulcy Fankam Mendiadeu averaging a double-double of 17.0 points and 12.6 rebounds and junior guard Sammie Puisis posting 16.1 points per game.
- The Bulls lead the conference and rank near the top of the nation in multiple categories, including ranking fourth nationally with a +10.9-rebounding margin and 30th nationally with a 45.3 field goal percentage.

FINDING SUCCESS AT THE FREE THROW LINE

- Cincinnati ranks fifth in the conference with 12.8 free throws made per game and 18.2 attempts per game as of Feb. 27.
- The Bearcats are shooting 70.4 percent from the free throw line this season. The Bearcats have converted on at least 70.0 percent from the free throw line 11 of their last 14 games. The Bearcats' free throw percentage has increased to 73.7 percent (168-228) since the start of conference.
- The Bearcats are 7-2 when making more free throws than their opponent.
- Senior guard Mya Jackson leads the team with an 82.1 percent free throw percentage on 46-56 (min. 10 attempted). Jackson is one of two Bearcats converting above 80.0 percent from the line. (min. 5 made)
- Cincinnati converted on 30-39 from the free throw line vs. Southern Indiana on Dec. 18, the most free throws made and attempted under Clark-Heard. Cincinnati has converted on all their free throw attempts in two games (at SMU; at ECU) this season. The Bearcats converted on 9-9 from the free throw line at ECU on Jan. 18, the second-most free throws made without a miss under Clark-Heard.
- Cincinnati has attempted at least 20 free throws in 13 games and made at least 20 in three games this season.

CONTRIBUTIONS FROM ACROSS THE ROSTER

- Cincinnati has used 17 different starting lineup combinations this season.
- 11 of 13 Bearcats are averaging double-digit minutes per game.
- The Bearcats have had 17 double-digit scoring efforts off its bench this season - Caitlyn Wilson (4), Clarissa Craig (3), Malea Williams (3), Jadyn Scott (2), Dais'Ja Trotter (2), A'riel Jackson (1), Taziah Jenks (1) and Mya Jackson (1).
- Three different Bearcats have recorded a game of 20-plus points, while ten different players have posted at least one game of 10-plus points.
- Nine different Bearcats led the team in scoring this season compared to eight in 2021-22.
- Cincinnati has recorded 569 points, 20.3 points per game off its bench.
- The Bearcats at least 20 bench points in 16 contests. Cincinnati received a season-high 47 points off its bench vs. Southern Indiana on Dec. 18.
- Senior guard Caitlyn Wilson is leading the team with 6.9 points per game off the bench this season. (started less than half the games, Wilson has started eight total games)

JILLIAN HAYES DOMINATING DAY IN AND DAY OUT

- Junior guard Jillian Hayes leads the team in multiple categories, including points, rebounds, steals and minutes. Hayes is averaging 12.9 points, 8.7 rebounds, 2.1 assists, 1.3 blocks and 1.6 steals in 31.8 minutes per game. She has led team in scoring in a team-high 13 contests, including a six-game stretch from Nov. 21 - Dec. 9.
- Hayes scored a team-high 16 points at UCF last time out on Feb. 25. Hayes has scored in double figures in 22 games, including 12 straight contests from Nov. 10 - Dec. 21. The 12 straight games in double figures are the most since Ilmarl Thomas did so in 13 straight in 2019-20.
- Hayes finished with 10 points and 10 rebounds at Memphis on Feb. 22. She has posted nine double-doubles on the season and 12 in her career, tripling her total of three in the previous two seasons combined. She has three double-doubles in the last six contests.
- Hayes recorded eight points and a career-high 15 rebounds vs. Tulane on Feb. 18. The 15 rebounds against UT Arlington are the most by a Bearcat this season and the most since Arame Niang recorded 16 vs. Temple on Feb. 3, 2021.
- Hayes' 131 (90-131) free throw attempts ranks fourth in the conference as of Feb. 27.
- Her 8.7 rebounds per game ranks fifth in the conference and 68th nationally as of Feb. 27. She has 10 games of double-digit rebounds this season, including five in the last eight contests.
- She is the only Bearcat to start every game this season.
- She has been named to the American Athletic Conference three times this season to extend her career total to four.

MYA JACKSON LEADING AT THE POINT

- Senior guard Mya Jackson is averaging 11.4 points, 2.8 rebounds and 2.7 assists in 33.0 minutes per game. She is also connecting on a team-high 81.7 percent, the best of her career, at 49-60 from the free-throw line. (min.10 attempted) She made a career-high five free throws in back-to-back contests vs. UCF on Feb. 8 and at Temple on Feb. 11.
- Jackson has scored in double figures 17 times this season, including three of the last five contests. She has led the team in scoring in eight games. She is one of 14 active (one of 11 at the time) AAC players with 1,000 career points after scoring 18 points vs. Memphis on Jan. 14. (800 at Seton Hall; 309 at Cincinnati)
- She pulled down a season-high eight rebounds, in addition to 18 points at Temple on Feb. 11.
- Jackson hit a layup with 12 seconds left to secure the Bearcats' first conference win at Tulane on Feb. 4.
- Jackson tied her conference-high with five assists at Tulsa on Feb. 1. She has led the team in assists in 11 games. She recorded a career-high six assists with only one turnover at North Carolina A&T on Dec. 1.
- Jackson is averaging a team-high 33.0 minutes per game. She has played 30-plus minutes in 21 of 27 games played in (missed one game due to injury). Her minutes have increased to 34.6 since the start of February.
- She played all 45 minutes in the 71-74 (OT) loss to Toledo on Nov. 16. The 45 minutes played are the most by a Bearcat since Akira Levy totaled 48 minutes in an 87-77 (2OT) win over North Carolina A&T on Dec. 19, 2021. She is the first Bearcat to play every minute of the game since Ilmarl Thomas played all 40 minutes vs. South Florida on Dec. 22, 2020.

CLARISSA CRAIG FROM CINCINNATI CONTINUES TO CRUSH IT ON THE COURT

- Sophomore forward/center Clarissa Craig is averaging 6.9 points and 3.5 rebounds on 56.6 percent from the field in 20.9 minutes this season, all increases from her freshman season. She has made all 17 of her starts this season since the start of December, but missed the last game with precautionary injury.
- The Cincinnati native has scored in double figures nine games, including three off the bench this season. She scored in double figures once in her freshman season.
- Craig finished with 13 points on 6-9 from the field at Memphis on Feb. 22. It marks her first career game leading the team in scoring.
- She has logged a career-high 36 minutes at Temple on Feb. 11. Her minutes have increased to 27.5 minutes per game since the start of February. Craig also recorded a career-high 16 points on 7-9 from the field at Temple on Feb. 11.
- She is converting on 77.8 percent (49-63) from the free throw line.
- Craig earned her first career double-double with 11 points, 10 rebounds and two blocks on 5-9 from the field vs. UIC on Dec. 4.

CAREER 20-PLUS POINT GAMES

MYA JACKSON (8, 1 AT CINCINNATI, 7 AT SETON HALL*)

vs. Toledo	11/16/22	24 points
at Xavier*	3/1/22	20 points
at Xavier*	2/24/21	21 points
at Providence*	1/3/21	20 points
vs. Albany*	12/13/20	22 points
vs. Wagner*	12/11/20	27 points
at Xavier*	12/31/19	25 points
vs. UConn*	12/5/19	21 points

JILLIAN HAYES (6)

vs. UIC	12/4/22	20 points
vs. Toledo	11/16/22	21 points
at Tulane	2/13/22	21 points
vs. Wichita State	1/13/22	21 points
vs. Central Michigan	12/1/21	23 points
at Temple	1/13/21	20 points

CAITLYN WILSON (4)

at Tulsa	2/27/21	20 points
at Memphis	2/10/21	20 points
at Tulane	2/7/21	20 points
vs. Temple	2/3/21	23 points

BRAYLYN MILTON (1)

at Louisville	11/7/22	28 points
---------------	---------	-----------

CAREER DOUBLE-DOUBLES

JILLIAN HAYES (12)

at Memphis	2/23/23	10 points, 10 rebounds
vs. East Carolina	2/15/23	10 points, 12 rebounds
vs. UCF	2/8/23	17 points, 13 rebounds
at Tulsa	2/1/23	11 points, 11 rebounds
at SMU	1/10/23	10 points, 10 rebounds
at Xavier	12/9/22	18 points, 11 rebounds
vs. UT Arlington	11/25/22	16 points, 14 rebounds
vs. Lindenwood	11/21/22	18 points, 10 rebounds
vs. Radford	11/13/22	11 points, 10 rebounds
vs. Tulsa	1/29/22	14 points, 11 rebounds
at Temple	1/26/22	16 points, 10 rebounds
vs. Wichita State	1/13/22	21 points, 11 rebounds

CLARISSA CRAIG (1)

vs. UIC	12/4/22	11 points, 10 rebounds
---------	---------	------------------------

AMERICAN ATHLETIC CONFERENCE AWARDS

A'RIEL JACKSON

Weekly Honor Roll	1/9/23
-------------------	--------

JILLIAN HAYES

Weekly Honor Roll	12/19/22
Weekly Honor Roll	12/5/22
Weekly Honor Roll	11/28/22

MALEA WILLIAMS DOING IT ALL

- Junior forward/center Malea Williams is averaging 4.8 points, 4.5 rebounds and 1.5 blocks in 17.8 minutes per game this season.
- Williams turned in a career-high 16 points and tied a conference-high eight rebounds with all three of the Bearcats' blocks at UCF last time out on Feb. 25. It marks her second game leading the team in scoring this season.
- Williams' 43 blocks lead the conference and 49th nationally as of Feb. 27. Her 1.5 blocks (1.54) per game ranks second in the conference and 58th nationally as of Feb. 27.
- She has posted 29 blocks in 15 conference games and 10 multi-block contests this season.
- She has led the team in rebounding in four games and blocks in 14 games.
- All four of her starts this season have come in conference games and she is one of two Bearcats to play in all 28 games.
- Williams set the individual program record with seven blocks in a career-high 26 minutes at Wichita State on Dec. 30. She also led the team with 11 points, her second double-digit scoring effort of the season.

CLEANING UP THE OFFENSIVE GLASS

- Cincinnati is averaging 13.5 offensive rebounds per game, which ranks fifth in the conference and 56th nationally as of Feb. 27.
- Cincinnati has recorded double-digit offensive rebounds in 25 games.
- The Bearcats have grabbed 42 offensive rebounds over the last three games. The Bearcats recorded 17 offensive rebounds vs. Tulane on Feb. 18, tied for the third most in a game this season.
- Cincinnati has posted 298 second-chance points, 10.6 points per game. The Bearcats have scored double digit second-chance points in 20 games.
- Junior guard Jillian Hayes is leading the team with 2.8 offensive rebounds per game.

FORCING THEIR OPPONENTS INTO MISTAKES

- Cincinnati averages 16.4 turnovers forced per game, which ranks fourth in the conference as of Feb. 27.
- The Bearcats' average increases to 17.1 turnovers forced in their nine wins.
- Cincinnati forced a season-high 27 turnovers vs. Southern Indiana on Dec. 18. The Bearcats scored 34 points off the turnovers, which is the most points off turnovers under Clark-Heard.
- The Bearcats have won the points off turnovers margin in seven of their nine wins this season, averaging a +7.4 point advantage in points off turnovers in victories.
- Cincinnati leads the conference and stands 29th nationally with 4.5 blocks per game as of Feb. 27.
- Cincinnati averages 7.7 steals per game as of Feb. 27. The Bearcats recorded double-digit steals in eight games and forced 15-plus turnovers in 19 games, including 20 at UCF last time out on Feb. 25.

ON THE RUN

- Cincinnati has produced 39 runs of 7-0 this season, with a season-best 17-0 run twice at Ohio on Dec. 13.
- The Bearcats used a 10-0 run to cut the deficit at UCF last time out on Feb. 25.

BRAYLYN MILTON BALLIN IS BACK

- Sophomore guard Braylyn Milton is averaging 4.3 points, 2.3 rebounds, 2.3 assists and 1.0 steals in 23.2 minutes per game this season.
- Milton hit a driving layup with 31 seconds left to force overtime at UCF last time out on Feb. 25. She finished with four points, two rebounds and two assists.
- Milton's assist average has increased from 1.3 as a freshman to 2.3 as a sophomore.
- Milton dished out a career-high eight assists at East Carolina on Jan. 18. She has led the team in assists nine times this season, including in seven conference games.
- She has scored in double figures three times and has started 14 games this season.
- Milton erupted for a career-high, game-high, and individual Cincinnati season-high 28 points on 9-12 from the field, 5-5 from behind the arc in the season opener against No.7/5 Louisville on Nov. 7.
- The 28 points by Milton ties the most individual points against Louisville at the time since Notre Dame's

Jessica Shepard had 30 against the ACC Women's Tournament Final on Mar. 10, 2019.

- It is the most points scored by a Bearcat since Ilmar'i Thomas totaled 30 in the American Athletic Conference First Round against Memphis on Mar. 8, 2021. It is also the most points in a season opener since Ilmar'i Thomas had 34 against Northern Kentucky on Nov. 25, 2020.

FROM BEHIND THE ARC

- Cincinnati is shooting 31.1 percent from three, which ranks fourth in the conference as of Feb. 27.
- Senior guard Caitlyn Wilson went 6-12 from behind the arc at Tulane on Feb. 4. It is the most threes made and attempted by a Bearcat this season. Wilson has hit 13 threes over the last five games since rejoining the starting lineup.
- Cincinnati went 5-15 from three at Memphis on Feb. 22. The Bearcats are 7-5 this season when making five or more threes in a game.
- Cincinnati connected on 12 threes in the win at Ohio on Dec. 13, the most under head coach Michelle Clark-Heard.
- Cincinnati has shot 50.0 percent or better from behind the arc in three games this season (7-14, 50.0 percent at Tulane), (12-20, 60.0 percent at Ohio) and (9-13, 69.2 percent at Louisville). Cincinnati is 15-2 when shooting above 50.0 percent from three under Clark-Heard.
- A pair of Bearcats are converting 35 percent or better from three this season - senior guard Caitlyn Wilson (52-142, 36.6) and senior guard Dais'Ja Trotter (13-37, 35.1).

TAZIAH JENKS STEPPING UP BIG

- Redshirt sophomore forward Taziah Jenks has started nine games this season, including five of the last nine contests, and is averaging 2.8 points and 2.3 rebounds in 12.8 minutes per game.
- Jenks dished out a career-high four assists vs. Tulane on Feb. 18.
- She finished with 12 points, six rebounds and a career-high four steals vs. UCF on Feb. 8.
- Jenks recorded a Cincinnati-high 13 points behind 9-12 from the free throw line, in addition to three rebounds, two assists, two blocks and two steals in 22 minutes vs. Houston on Jan. 25. The 13 points is one shy of her career-high that she achieved while at West Virginia. The nine free throws made and the 12 attempted are the most by a Bearcat this season.
- Jenks led the Bearcats in rebounds and assists in a career-high 31 minutes vs. Wichita State on Jan. 28. She tied a career-high seven rebounds in the game; earning the initial career-high seven rebounds this season vs. Southern Indiana on Dec. 18.
- Following the Louisville game, Jenks missed four games with a hand injury. She returned in the Daytona Beach Invitational and started at North Carolina A&T on Dec. 1 and vs. UIC on Dec. 4.
- Jenks started in her first game back from the ACL injury in the season opener at No. 7/5 Louisville on Nov. 7.
- After transferring from West Virginia, Jenks tore her ACL in a road game against Ohio State on Nov. 27, 2021. She was averaging 7.5 points, 3.2 rebounds and 1.3 assists per game in 19.7 minutes for the Bearcats before the injury.

DAIS'JA TROTTER PROVIDING VALUABLE MINUTES

- Senior guard Dais'Ja Trotter is averaging 2.8 points and 1.6 rebounds in 7.3 minutes per game.
- She finished with 10 points and four rebounds in a career-high 23 minutes at Memphis on Feb. 22.
- Trotter's averages have increased to 7.5 points and 4.0 rebounds in 19.3 minutes over the last two contests.
- She is converting on 13-37 for 35.1 percent from three this season.
- Trotter transferred from Rend Lake College where she was named Great Rivers Athletic Conference and NJCAA Region XXIV Player of the Year after leading the NJCAA in points per game, total points and field goals made last season. She finished as Rend Lake College's all-time leading scorer with 1,474 points, breaking a nearly four-decade record established in 1983.

DOUBLE TROUBLE

- Cincinnati has a set of twins - Jadynd and Jada Scott - who are one of 16 sets of twins on a Division I women's basketball roster.
- Jada and Jadynd Scott celebrated their birthday on Feb. 5. Jada is one minute older than Jadynd, which she is very proud of.
- Both of the twins are seniors; one of four seniors.
- Senior forward Jadynd Scott has started 10 games, making her first start in over a month at UCF last time on Feb. 25. She is averaging 3.3 points and 2.1 rebounds on 46.6 percent from the field in 13.0 minutes per game.
- Jadynd Scott set a season-high with 12 points at East Carolina on Jan. 18. Both of her double-digit scoring games this season have come in conference contests (at Wichita State; at East Carolina). The 12 points is one shy of her career-high 13.
- Senior guard Jada Scott has started seven games this season and is averaging 1.5 points and 1.6 rebounds on 34.7 percent from the field in 11.3 minutes per game.
- Their brother, Tre, also played at Cincinnati and was 2020 AAC Defensive Player of the Year.

MAKING ADJUSTMENTS AS THE GAME GOES ON

- Cincinnati is outscoring its opponent 392-366 (+26) in the second quarter, the widest margin of any quarter.
- The Bearcats have outscored 13 opponents in the second half.
- Cincinnati has led at half in 11 games this season. The Bearcats are 7-4 when leading at half.
- Cincinnati has led at half in seven of the nine wins this season, averaging an +10.3 advantage at the break in wins.
- The win at Tulane on Feb. 4 was the first time this season that Cincinnati won when trailing at half.
- The Bearcats have held the lead for an average of 30:14 minutes per game in their nine wins this season.

OUT OF THE FAST BREAK

- Cincinnati has scored double-digit fastbreak points in 10 games, last finishing with 10-plus when the Bearcats recorded 14 vs. Tulane on Feb. 18. The 14 fast break points is one-shy of a season-high 15 points at Lindenwood.
- The Bearcats are 8-6 when outscoring their opponents in fastbreak points this season.
- Cincinnati has scored double-digit fastbreak points in six of its nine wins this season with a season-high 15 points coming in a road win at Lindenwood on Nov 21. The 15 fast break points at Lindenwood are the most since the Bearcats recorded 21 at Houston on Jan. 19, 2021.

A LOT OF PRODUCTION BACK

- Despite losing five players from last year's roster, the Bearcats return a lot of production.

Points returning	66.2 percent (1,109 of 1,674)
Rebounds returning	76.6 percent (758 of 990)
Assists returning	52.0 percent (208 of 400)
Blocks returning	66.2 percent (90 of 136)
Steals returning	63.2 percent (144 of 228)
Minutes returning	68.4 percent (3,831 of 5,602)

- Cincinnati welcomes back 38.3 points, 26.1 rebounds and 7.0 assists per game.
- The Bearcats return four players that started double-digit games in 2021-22. (Jillian Hayes - 28, Caitlyn Wilson - 21, Braylyn Milton - 14, Jadynd Scott - 12). The four players have made a combined 111 starts at Cincinnati. (Jillian Hayes - 48, Caitlyn Wilson - 32, Jadynd Scott - 17, Braylyn Milton - 14).
- Cincinnati welcomes in the addition of Mya Jackson, who started 33 of 34 games last season at Seton Hall and made 59 career starts over three seasons with the Pirates.
- Nine of the 10 returners have made a start and combine to have made 137 starts at Cincinnati. (Jillian Hayes - 48, Caitlyn Wilson - 32, Jadynd Scott - 17, Braylyn Milton - 14, Jada Scott - 13, Sofia Gritzali - 7, Malea Williams - 3, Taziah Jenks - 2, Clarissa Craig - 1).

JILLIAN HAYES NAMED TO PRESEASON SECOND-TEAM; CINCINNATI PREDICTED NINTH IN THE AMERICAN

- Junior guard Jillian Hayes was named to the American Athletic Conference Preseason All-Conference Second Team on Oct. 12.
- The Cincinnati native was the only Bearcat to start all 28 games last season, averaging 11.5 points, 6.8 rebounds and 2.8 assists in 31.2 minutes per game. Hayes led the team in points, rebounds, steals and blocks, ranking second in the conference with 2.2 steals, seventh with 1.4 blocks and tenth in rebounds per game. She finished in double figures in 16 games, including 10 conference contests, and recorded a career-high 23 points on 9-15 from the field against Central Michigan.
- Hayes improved her per game scoring average by 3.9 points, rebounding average by 1.5 rebounds, and her free throw percentage from 57.5 to 70.1 as a sophomore after being named to the AAC All-Freshman Team in 2020-21.
- Hayes' averages increased to 7.0 rebounds and 12.1 points per game in AAC play, first and second compared to conference sophomores, respectively.
- Cincinnati was selected to finish ninth in conference, while South Florida was chosen as the predicted favorite for the second straight season with nine first place votes.

NEW FACES IN THE MIX

- Cincinnati welcomes in the addition of three newcomers, transfers Mya Jackson and Dais'Ja Trotter and freshman A'riel Jackson.

DAIS'JA TROTTER

- Trotter comes to Cincinnati from Rend Lake College, where she was named the Great Rivers Athletic Conference and NJCAA Region XXIV Player of the Year after leading the NJCAA in points per game, total points and field goals made. She finished as Rend Lake College's all-time leading scorer with 1,474 points, breaking a nearly four-decade record established in 1983. She was also named a Second-Team NJCAA All-American, in addition to earning All-Region and All-Conference honors after starting 29 of 30 games and averaging 24.4 points, 10.3 rebounds, and 2.3 assists per game in 2021-22. She was named an honorable mention NJCAA All-American in 2020-21. Her #10 Rend Lake jersey is on display at the Women's Basketball Hall of Fame Ring of Honor in Knoxville, Tenn.

MYA JACKSON

- Jackson comes to Cincinnati after three seasons at Seton Hall. In 2021-22, she started 33 of 34 games averaging 9.0 points, 2.9 rebounds and 1.3 assists in 32.0 minutes per game. She ranked eighth in the BIG EAST with a .373 three-point percentage, her third straight season converting on at least .370 percent from behind the arc. She was heavily recruited by Clark-Hearst coming out of high school before choosing Seton Hall.

A'RIEL JACKSON

- Jackson comes to Cincinnati from Bishop Loughlin Memorial High School, where she named to the McDonald's All-American East Nominee List and was 1,000-point scorer. Jackson was ranked 79th nationally, 16th-ranked shooting guard by Preferred Athlete Scouting Service and 108th nationally by the All-Star Girls Report. Her mother, Kym Hampton, was the number four overall pick in the inaugural 1997 WNBA Draft and played three seasons for the New York Liberty as part of a 15-year professional career, where she was voted the starting center in the inaugural WNBA All-Star Game.

RECRUITING CLOSE TALENT

- The roster features six players within a 100-mile radius, including Jillian Hayes and Clarissa Craig from Cincinnati.

Clarissa Craig – Cincinnati, Ohio (Roger Bacon High School)

Jillian Hayes – Cincinnati, Ohio (Loveland High School)

Mya Jackson – Wilmington, Ohio (Wilmington High School/Seton Hall)

Dais'Ja Trotter – Louisville, Ky. (Seneca High School/Rend Lake College)

Taziah Jenks – Louisville, Ky. (Mercy Academy/West Virginia)

Malea Williams – Georgetown, Ky. (Scott County High School/Louisville)

ALL IN THE FAMILY**JILLIAN HAYES**

- Her father, Jonathan, was a former NFL player with the Kansas City Chiefs (1985-1993) and Pittsburgh Steelers (1994-1996), assistant coach with the Cincinnati Bengals (2003-18) and recent head coach for the NFL's St. Louis BattleHawks (2020); mother, Kristi, was the 1995 Missouri Valley Conference Women's Basketball Player of the Year at Drake; and brother, Jaxson, played at Texas and was the eighth overall pick in the 2019 NBA Draft by the Atlanta Hawks, currently playing for the New Orleans Pelicans.

A'RIEL JACKSON

- Her Mother, Kym Hampton, was the number four overall pick in the inaugural 1997 WNBA Draft and played three seasons for the New York Liberty as part of a 15-year professional career, where she was voted the starting center in the inaugural WNBA All-Star Game.

JADA/JADYN SCOTT

- One of 16 sets of twins on a Division I Women's Basketball roster, their brother, Tre Scott, played for Cincinnati men's basketball from 2016-20, earning 2020 AAC Defensive Player of the Year honors.

PROGRAM ADDS THREE NEW ASSISTANT COACHES

- Cincinnati welcomes in the addition of three new assistant coaches, Bridgette Gordon, Myia Johnson and Devrinn Paul.

BRIDGETTE GORDON

- Gordon comes to Cincinnati after stints at Kansas State, SMU, Tennessee, Wichita State, Georgia State, WNBA and Stetson. Gordon is a 2007 Women's Basketball Hall of Fame inductee, won a 1988 Olympic Gold Medal in Seoul, two-time NCAA National Champion under Pat Summitt in 1987 and 1989, the first two national championships in program history. As a player at Tennessee, Gordon was named NCAA Final Four MVP, SEC Female Athlete of the Year, SEC Player of the Year (senior season) and a two-time All-American. She led the Lady Vols to their first two national championships and four straight Final Fours. Gordon finished her college career as the all-time leader in points (2,462) and steals (336) for the Lady Vols and remains second in both categories.

MYIA JOHNSON

- Johnson comes to Cincinnati after stints at Penn State, Wisconsin, Ohio State and South Florida.. Johnson was a four-year letter winner for Hall of Fame head coach C. Vivian Stringer at Rutgers from 2006-10, appearing in two Sweet 16s, an Elite Eight and the 2007 National Championship game and was the co-captain of 2009-10 team.

DEVRIINN PAUL

- Paul comes to Cincinnati after serving as a coaching consulting for the last six years and a three-year stint at Marshall. Prior to serving as an assistant coach at Marshall, Paul served as a video coordinator under Walz at Louisville for three seasons (2009-12.) He was part of the program's first NCAA Final Four appearance in 2009.

CAPTAINS FOR THE 2022-23 SEASON

- The captains for the 2022-23 season are junior guard Jillian Hayes, senior guard Mya Jackson and senior forward Jadyn Scott.
- This is the second straight season that Hayes has been named a team captain.

BIG-12 BOUND

- In September, Cincinnati was announced as one of four new members of the BIG 12 Conference. Cincinnati will become a part of the conference, in addition to American Athletic Conference members Houston and UCF, as well as BYU, in 2023-24.

CHALLENGING SCHEDULE AHEAD

- Cincinnati is set to face three opponents who were ranked or receiving votes in the Associated Press' preseason top 25 poll, opening the season at No. 7

Louisville before facing UCF (RV) twice and South Florida (RV) once in conference action.

- Cincinnati plays five opponents - Louisville, South Florida, UCF, UT Arlington and Charlotte - who made the NCAA Tournament last season.

NUMERICAL ROSTER

#	NAME	POS.	HT.	CL.	HOMETOWN / HIGH SCHOOL / LAST SCHOOL
0	Dais'Ja Trotter	G	5-9	Sr.	Louisville, Ky. / Seneca / Rend Lake College
1	Caitlyn Wilson	G	5-10	Sr.	Cordova, Tenn. / Arlington / Chipola Junior College
3	Jada Scott	G	6-1	Sr.	Townsend, Ga. / Frederica Academy
4	Braylyn Milton	G	5-11	So.	Charlotte, N.C. / Independence
5	Lojain Elfatairy	G	5-4	So.	Giza, Egypt / Smart Village School
10	Jadyn Scott	F	6-2	Sr.	Townsend, Ga. / Frederica Academy
11	Taziah Jenks	F	6-0	R-So.	Louisville, Ky. / Mercy Academy / West Virginia
20	Jillian Hayes	G	6-1	Jr.	Cincinnati, Ohio / Loveland
22	Malea Williams	F/C	6-3	Jr.	Georgetown, Ky. / Scott County / Louisville
23	Mya Jackson	G	5-7	Sr.	Wilmington, Ohio / Wilmington / Seton Hall
33	Sofia Gritzali	G	5-7	Sr.	Thessaloniki, Greece / Hellenic College of Thessaloniki
34	A'riel Jackson	G	5-9	Fr.	Brooklyn, N.Y. / Bishop Loughlin Memorial
42	Clarissa Craig	F/C	6-2	So.	Cincinnati, Ohio / Roger Bacon

STAFF

Head Coach	Michelle Clark-Heard	5th Season
Assistant Coach / Recruiting Coordinator	Bridgette Gordon	1st Season
Assistant Coach	Myia Johnson	1st Season
Assistant Coach	Devrinn Paul	1st Season
Director of Women's Basketball Operations	AK Prestridge	2nd Season
Director of Creative Content	Maya Queenan	1st Season
Director of Video / Recruiting Operations	Zeke Mazyck	1st Season
Director of Sport Performance	Hong Tran	2nd Season
Associate Athletic Trainer	Taylor Lipinsky	5th Season
Graduate Assistant	Zenzele Apesemaka-Vital	
Student Assistant	Jana Abdullah	

PRONUNCIATION GUIDE

Dais'Ja Trotter	Days - JUH (Rhymes with Asia)
Braylyn Milton	BRAY - Lin
Lojain Elfatairy	Lou - Jine (Rhymes with Rhine) Elf - AH - Tar - EE
Jadyn Scott	JAY - Din
Taziah Jenks	Tuh - ZYE - Uh (Rhymes with Rye)
Malea Williams	Muh - LAY - Uh
Mya Jackson	My - UH
Sofia Gritzali	Grit - ZAH - Lee
A'riel Jackson	ARE - Ee - Ell
Myia Johnson (Assistant Coach)	My - UH

SOCIAL MEDIA ROSTER

#	NAME	INSTAGRAM	TWITTER
0	Dais'Ja Trotter	daisjatrotter	daisjalachelle
1	Caitlyn Wilson	caitlyn.alyce	c_will1
3	Jada Scott	jadascott03	jadascott03
4	Braylyn Milton	braraayyyy	braylynmilton
5	Lojain Elfatairy	logisamyy	LogiSamy
10	Jadyn Scott	jadynscott10	jadynscott10
11	Taziah Jenks	taziah.jenks	TaziahJ
20	Jillian Hayes	jillianhayes	jillianhayess
22	Malea Williams	leaskipyyyy	88gigs
23	Mya Jackson	myaj_10	myajack10
33	Sofia Gritzali	sofia_gritzali	
34	A'riel Jackson	isofamari	IsofamAri
42	Clarissa Craig	_cc42	rissa_4242

Michelle Clark-Heard	coachheard	coachchelly
Bridgette Gordon	CoachBGordon	coachbgordon
Myia Johnson	CoachMyiaOnFyia	coachmyiaonfyia
Devrinn Paul	CoachDPaul	devrinn_paul

ALPHABETICAL ROSTER

#	NAME	POS.	HT.	CL.
42	Clarissa Craig	F/C	6-2	So.
5	Lojain Elfatairy	G	5-4	So.
33	Sofia Gritzali	G	5-7	Sr.
20	Jillian Hayes	G	6-1	Jr.
34	A'riel Jackson	G	5-9	Fr.
23	Mya Jackson	G	5-7	Sr.
11	Taziah Jenks	F	6-0	R-So.
4	Braylyn Milton	G	5-11	So.
3	Jada Scott	G	6-1	Sr.
10	Jadyn Scott	F	6-2	Sr.
0	Dais'Ja Trotter	G	5-9	Sr.
22	Malea Williams	F/C	6-3	Jr.
1	Caitlyn Wilson	G	5-10	Sr.

ROSTER BY HEIGHT

#	NAME	POS.	HT.	CL.
22	Malea Williams	F/C	6-3	Jr.
42	Clarissa Craig	F/C	6-2	So
10	Jadyn Scott	F	6-2	Sr.
20	Jillian Hayes	G	6-1	Jr.
3	Jada Scott	G	6-1	Sr.
11	Taziah Jenks	F	6-0	R-So.
4	Braylyn Milton	G	5-11	So.
1	Caitlyn Wilson	G	5-10	Sr.
34	A'riel Jackson	G	5-9	Fr.
0	Dais'Ja Trotter	G	5-9	Sr.
33	Sofia Gritzali	G	5-7	Sr.
23	Mya Jackson	G	5-7	Sr.
5	Lojain Elfatairy	G	5-4	So.

ROSTER BY CLASS

SENIOR (6)

0	Dais'Ja Trotter	G	5-9	Sr.
33	Sofia Gritzali	G	5-7	Sr.
23	Mya Jackson	G	5-7	Sr.
3	Jada Scott	G	6-1	Sr.
1	Caitlyn Wilson	G	5-10	Sr.
10	Jadyn Scott	F	6-2	Sr.

JUNIOR (2)

20	Jillian Hayes	G	6-1	Jr.
22	Malea Williams	F/C	6-3	Jr.

REDSHIRT SOPHOMORE (1)

11	Taziah Jenks	F	6-0	R-So.
----	--------------	---	-----	-------

SOPHOMORE (3)

42	Clarissa Craig	F/C	6-2	So.
5	Lojain Elfatairy	G	5-4	So.
4	Braylyn Milton	G	5-11	So.

FRESHMAN (1)

34	A'riel Jackson	G	5-9	Fr.
----	----------------	---	-----	-----

TEAM INFORMATION

2021-22 Record	11-17
AAC Record (Finish)	4-11 (11th)
Letterwinners returning/lost	10/5
Newcomers	3 (two transfers, one freshman)
Pct. points returning	66.2 percent (1,109 of 1,674)
Pct. rebounds returning	76.6 percent (758 of 990)
Pct. assists returning	52.0 percent (208 of 400)
Pct. blocks returning	66.2 percent (90 of 136)
Pct. steals returning	63.2 percent (144 of 228)
Pct. minutes returning	68.4 percent (3,831 of 5,602)



HEAD COACH MICHELLE CLARK-HEARD

FIFTH SEASON

The University of Cincinnati women's basketball program continues to reach new heights under head coach Michelle Clark-Heard since her hiring in March 2018.

Clark-Heard is entering her fifth season at the helm in 2022-23 and her 13th overall season as a collegiate head coach. Under Clark-Heard, the Bearcats have posted superlatives including back-to-back 20 win seasons from 2018-2020 and the program's first appearance in a conference tournament final, both of which last occurred in 2002-03.

She earned her 250th career win in a 99-57 home win over Southern Indiana on Dec. 18, 2022. The 99-points were the most since the Bearcats scored 105 vs. Charleston Southern on Nov. 25, 2003.

In 2021-22, the Bearcats continued to experience success as Braylyn Milton was named to the AAC All-Freshman Team to become the third player (Jillian Hayes, 2021 and Ilmar'i Thomas, 2018) to earn the distinction under Clark-Heard. Caitlyn Wilson finished second in the conference in three-point field goals made per game (2.1), while the Bearcats had two players ranked in the top-three in steals per game. In addition to the individual accolades, Bearcats were the only AAC program to defeat the conference champion UCF, taking down the Knights 61-57 inside Fifth Third Arena.

Clark-Heard, who was a UC assistant from 2002-05 and also spent six seasons as the head coach at Western Kentucky University before returning to UC, has amassed 46 wins in her first two years at the helm and is the only coach in program history to open a tenure with back-to-back 20 win seasons. Overall, her 10-year coaching career has seen her teams average more than 20 wins per campaign (22.4) with seven postseason appearances, including four NCAA Tournaments and three WNIT berths.

Her third season with the Bearcats (2020-21) was a season unlike any other due to COVID-19. Even with an 8-16 finish, Clark-Heard continued to showcase the talent on the court. Ilmar'i Thomas was tabbed as the AAC Player of the year, receiving all 50 voting points from the league's coaches to be the only conference player to earn unanimous First Team All-AAC honors for the second consecutive season. Thomas earned national player of the week honors from the United States Basketball Writers Association (USBWA) after she set the UC women's basketball record and the AAC record for most points in a game when she poured in 51 points to go with 12 rebounds at East Carolina on Feb. 24. The effort still stands as the most points in a Division I men's or women's basketball game this season. She joined Oscar Robertson as the only two player in UC history to score 50 or points in a game.

Jillian Hayes was tabbed as the AAC Freshman of the year and is the fourth UC player to be named to the AAC All-Freshmen Team, joining Ilmar'i Thomas (2018), Bianca Quisenberry (2014) and Anna Owens (2015).

Her second season with the Bearcats (2019-20) produced many big moments for the program. On a team level, UC posted a 22-10 record overall and went 11-5 in the American to finish tied for second, UC's best league finish in its seven-year membership in the AAC. Seeded third in the tournament, the Bearcats reached the final for the first time in the AAC as well as their first final appearance since the 2003 Conference USA Championship game. Additionally, the Bearcats finished the year 14-3 at home with a 12-game winning streak at Fifth Third Arena as well.

Individually, Clark-Heard's players enjoyed a great deal of success as well as a trio of players -- Ilmar'i Thomas, Antoinette Miller and Angel Rizer -- all joined the program's 1,000-point club during the season, the 27th, 28th and 29th members, respectively. When it came time for awards and honors, that trio also made a big splash as each was honored by the AAC as Thomas was a unanimous selection to the first team, Miller was a second-team honoree and Rizer was twice honored as she was named the AAC Most Improved Player of the Year while earning third-team all-conference accolades as well. The honors didn't end there, however, as Thomas and Miller both were voted Women's Basketball Coaches Association (WBCA) All-America Honorable Mention selections. The awards stand as just the second and third All-America honors earned in program history, joining Debbie Merrill, a 2003 WBCA All-America Honorable Mention.



PERSONAL INFORMATION

BORN: July 27, 1968
HOMETOWN: Louisville, Ky.
HUSBAND: Luther
EDUCATION: Western Kentucky ('90)
RECORD AT UC: 74-73 (.503)
AAC RECORD: 35-45 (.438)
OVERALL RECORD: 252-153 (.622)

PLAYING CAREER

YEAR	TEAM
1987-90	Western Kentucky
1995	Kentucky Marauders (WBA)

COACHING CAREER (ENTERING 13TH AS HEAD COACH)

YEAR	SCHOOL	POSITION
1998-02	Nebraska	Assistant Coach
2002-05	Cincinnati	Assistant Coach
2005-07	Kentucky State	Head Coach
2007-12	Louisville	Assistant Coach
2012-18	Western Kentucky	Head Coach
2018-Pres.	Cincinnati	Head Coach

MILESTONE HEAD COACHING WINS

1ST WIN - Nov. 15, 2005 vs. Midway, 77-64
50TH WIN - Nov. 23, 2013 at Northern Kentucky, 74-64
100TH WIN - March 14, 2015 vs. Southern Miss, 60-57
200TH WIN - March 21, 2019 vs. Youngstown State, 76-62
250TH WIN - December 18, 2022 vs. Southern Indiana, 99-57
1ST WIN AT UC - Nov. 6th, 2018 vs. Austin Peay, 69-48
1ST HOME WIN AT UC - Nov. 6th, 2018 vs. Austin Peay, 69-48
1ST AAC WIN - Jan. 6th, 2019 vs. SMU, 69-57
1ST HOME AAC WIN - Jan. 6th, 2019 vs. SMU, 69-57
1ST AWAY AAC WIN - Jan. 19th, 2019 at Tulsa, 70-50
1ST AWAY WIN AT UC - Nov. 18, 2018 at Saint Louis, 51-50
50TH WIN AT UC - Feb. 24th, 2021 at East Carolina, 76-61
FIRST TOP-25 WIN - Nov. 21, 2015 vs. Louisville, 71-69

A WIN TONIGHT WOULD...

Be Clark-Heard's **75TH WIN** at Cincinnati
 Be Clark-Heard's **253RD CAREER WIN**
 Be Clark-Heard's **45TH HOME WIN** at Cincinnati
 Be Clark-Heard's **132ND CAREER HOME WIN**
 Be Clark-Heard's **36TH AMERICAN CONFERENCE WIN**
 Be Clark-Heard's **138TH CAREER CONFERENCE WIN**

In her first season at the helm at UC in 2018-19, Clark-Heard led the Bearcats to 24 wins -- the most victories in a head coach's first season in program history, and the most triumphs in 17 years (27 in 2001-02). The Red and Black's historic accomplishments also included the first time with consecutive postseason wins in program history (WNIT quarterfinals), its first 20-win season since 2003, first time with 12 conference wins since 1999, [at the time] highest-ever finish in the American (third place), and first time with three or more regular-season conference honorees since 2003 (Thomas - First Team All-AAC, Miller - Second Team All-AAC, Florence Sifa - Newcomer of the Year).

In six seasons at WKU, Clark-Heard reached four NCAA Tournaments, won four conference tournament championships and two regular season conference titles while posting 154 wins, becoming the second-fastest Lady Topper coach to reach 100 victories with the program. Clark-Heard took over a program with a 9-21 record in 2011-12 and she led the Hilltoppers to a 22-11 mark in her first season (2012-13), a 13-win improvement, which was the largest in Sun Belt Conference history.

Prior to taking the reigns at WKU, Clark-Heard spent five years as an assistant coach to Jeff Walz at Louisville (2007-12). During her time with the program, the Cardinals made three Sweet 16 appearances and their first Final Four appearance, finishing as the National Runner-Up in 2009.

Prior to her time at Louisville, Clark-Heard spent two seasons as the head coach at Kentucky State, taking the reigns of the program in June 2005. She took over a program that had won just one game during the 2004-05 season. In her first season, she led the Thorobrettes to a 5-23 record, four of the wins were against Southern Intercollegiate Athletic Conference opponents. Her team was picked to finish 11th in the SIAC but ended the season in ninth place. In her second season at KSU, she guided the Thorobrettes to an impressive 19-9 record, finishing tied for fourth place in the SIAC. Clark-Heard earned SIAC Coach of the Year honors after the impressive turnaround. Her 2006-07 Thorobrettes were the second most improved team in NCAA Division II women's basketball.

A four-year letter-winner on the Hill (1987-90), Clark-Heard was part of four NCAA Tournament teams during her Lady Topper career. She also helped guide the Lady Toppers to a pair of Sun Belt Conference Tournament championships (1988 and 1989) and two conference regular-season titles (1989 and 1990). She played in 118 games during her four years on the Hill, scoring 790 points and pulling down 615 rebounds. WKU amassed 89 victories during her four years in uniform, winning 70 percent of the games over that span and putting together three 20-win seasons.

TOP TEAM EFFORTS UNDER CLARK-HEARD

MOST POINTS SCORED: 99 vs. Southern Indiana, 12/18/22
MOST FIELD GOALS MADE: 41 vs. Miami (OH), 12/8/19
MOST FIELD GOALS ATTEMPTED: 76 vs. Ohio State, 11/13/19
HIGHEST FIELD-GOAL PERCENTAGE: 569 vs Miami (OH), 12/8/19
MOST THREE-POINT FIELD GOALS MADE: 12 at Ohio, 12/13/22
MOST THREE-POINT FIELD GOALS ATTEMPTED: 27 at Tulane, 2/7/21
HIGHEST THREE-POINT FIELD-GOAL PERCENTAGE: .692 [9-13] at Louisville, 11/7/22
MOST FREE THROWS MADE: 30 vs. Southern Indiana, 12/18/22
MOST FREE THROWS ATTEMPTED: 39 vs. Southern Indiana, 12/18/22
HIGHEST FREE THROW PERCENTAGE: 1.000 [9-9] at East Carolina, 1/18/23; [6-6] at SMU, 1/10/23; [4-4] at UCF, 2/15/20; [11-11] vs. Youngstown St. 3/21/19
MOST OFFENSIVE REBOUNDS: 22 vs. Ohio State, 11/13/19
MOST DEFENSIVE REBOUNDS: 37 vs. N.C. A&T, 12/19/21
MOST TOTAL REBOUNDS: 54 at East Carolina, 2/24/21
MOST ASSISTS: 31 vs. Miami (OH), 12/8/19
MOST STEALS: 18 at Marquette, 12/22/21
MOST BLOCKED SHOTS: 14 at Wichita State, 12/30/22
FEWEST TURNOVERS: 5 vs. Saint Louis, 11/10/19
MOST TURNOVERS FORCED: 31 vs. USF, 2/2/20
FEWEST POINTS ALLOWED: 40 vs. Coppin State, 12/30/19
LOWEST FIELD GOAL PERCENTAGE ALLOWED: .182 vs. USF 3/2/19
LOWEST THREE-POINT FIELD GOAL PERCENTAGE ALLOWED: .056 vs. Memphis 3/7/20
LARGEST MARGIN OF VICTORY: 46 vs. Coppin State 12/30/19

CLARK-HEARD OVERALL HEAD COACHING RESUME

YEAR	SCHOOL	OVERALL	HOME	AWAY	NEUT.	CONF.	CONF. REG SEASON FINISH/TOURNAMENT	POSTSEASON
2005-06	Kentucky State (SIAC)	5-23	5-8	0-13	0-2	4-15	SIAC First Round	
2006-07	Kentucky State (SIAC)	19-9	8-4	10-4	1-1	13-6	SIAC First Round	
	TWO SEASONS AT KSU	24-32	13-12	10-17	1-3	17-21		
2012-13	Western Kentucky (Sun Belt)	22-11	10-5	10-6	2-0	13-7	3rd / Sun Belt Semifinals	WNIT Second Round
2013-14	Western Kentucky (Sun Belt)	24-9	11-3	8-5	5-1	13-5	2nd / Sun Belt Champions	NCAA First Round
2014-15	Western Kentucky (C-USA)	30-5	14-1	12-3	4-1	16-2	1st / Conference USA Champions	NCAA First Round
2015-16	Western Kentucky (C-USA)	27-7	14-1	12-5	1-1	15-3	T-2nd / Conference USA Quarterfinals	WNIT Quarterfinals
2016-17	Western Kentucky (C-USA)	27-7	14-1	9-3	4-3	16-2	1st / Conference USA Champions	NCAA First Round
2017-18	Western Kentucky (C-USA)	24-9	11-1	6-7	7-1	12-4	2nd / Conference USA Champions	NCAA First Round
	SIX SEASONS AT WKU	154-48	74-12	57-29	23-7	85-23		
2018-19	Cincinnati (AAC)	24-11	17-2	6-8	1-1	12-4	3rd / American Semifinals	WNIT Quarterfinals
2019-20	Cincinnati (AAC)	22-10	14-3	6-4	2-3	11-5	T-2nd / American Runner-Ups	
2020-21	Cincinnati (AAC)	8-16	1-10	6-5	1-1	6-12	7th / American Semifinals	
2021-22	Cincinnati (AAC)	11-17	9-7	2-9	0-1	4-11	11th / American First Round	
2022-23	Cincinnati (AAC)	9-19	3-9	5-9	1-1	2-13		
	FIFTH SEASON AT UC	74-73	44-31	26-35	5-7	35-45		
	13TH SEASON OVERALL	252-153	131-55	92-81	29-17	137-89		

MISCELLANEOUS TEAM STATISTICS

CINCINNATI'S RECORD WHEN...

Lead at halftime.....	7-5
Trail at halftime.....	1-14
Tied at halftime.....	1-0
Lead with 5:00 remaining.....	9-2
Trail with 5:00 remaining.....	0-16
Tied with 5:00 remaining.....	0-1
In overtime.....	1-2
Shoot better from the field than opponent.....	7-2
Shoot worse from the field than opponent.....	2-17
Shoot the same from the field as opponent.....	0-0
Shoot 50 percent or better from the field.....	3-0
Shoot below 50 percent from the field.....	6-19
Opponent shoots 50 percent or better from the field.....	1-2
Opponent shoots below 50 percent from the field.....	8-17
Make 5 or more three-point field goals.....	7-5
Make fewer than 5 three-point field goals.....	2-14
Attempt 20 or more three-point field goals.....	2-2
Attempt less than 20 three-point field goals.....	7-17
Make more free throws than opponent.....	7-2
Opponent makes more free throws.....	1-16
Free throws made are even.....	1-1
Outrebound their opponent.....	6-8
Outrebounded by their opponent.....	1-10
Rebounds are even.....	2-1
Bench outscores the opposing bench.....	8-8
Opponent bench outscores bench.....	0-10
Bench points are even.....	1-1
Commit fewer turnovers than opponent.....	6-5
Commit more turnovers than opponent.....	3-13
Turnovers are even.....	0-1
1-4 point margins.....	1-4
5-10 point margins.....	3-3
11-20 point margins.....	3-12
21 or more point margins.....	2-0
vs. AP Top 25 teams.....	0-1
Play at home.....	3-9
Play on the road.....	5-9
Play on a neutral court.....	1-1
Score 59 points or less.....	1-15
Score 60-69 points.....	2-2
Score 70-79 points.....	5-2
Score 80-89 points.....	0-0
Score 90 points or more.....	1-0
Allow 59 points or less.....	6-3
Allow 60-69 points.....	2-11
Allow 70-79 points.....	1-4
Allow 80-89 points.....	0-1
Allow 90 points or more.....	0-0
Play after a loss.....	6-12
Score the first point.....	7-10
Opponent scores the first point.....	2-9
November.....	4-3
December.....	3-4
January.....	0-6
February.....	2-6
March.....	0-0

POINTS OFF TURNOVERS		
Cincinnati.....	397 [14.2]	Opp.....469 [16.8]

POINTS IN THE PAINT		
Cincinnati.....	746 [26.6]	Opp.....850 [30.4]

SECOND CHANCE POINTS		
Cincinnati.....	298 [10.6]	Opp.....334 [11.9]

FAST BREAK POINTS		
Cincinnati.....	201 [7.2]	Opp.....238 [8.5]

BENCH POINTS		
Cincinnati.....	569 [20.3]	Opp.....428 [15.3]

ATTENDANCE	GAME	TOTAL	AVERAGE
Home.....	12.....	11,794.....	983
Away.....	14.....	24,251.....	1,732
Neutral.....	2.....	425.....	213

DOUBLE-FIGURE SCORING GAMES

Jillian Hayes.....	22
Mya Jackson.....	17
Clarissa Craig.....	10
Caitlyn Wilson.....	7
Braylyn Milton.....	3
Malea Williams.....	3
A'riel Jackson.....	2
Taziah Jenks.....	2
Jadyn Scott.....	2
Dais'Ja Trotter.....	2

GAMES LEADING IN SCORING	
Jillian Hayes.....	13
Mya Jackson.....	8
Caitlyn Wilson.....	3
Malea Williams.....	2
Clarissa Craig.....	1
A'riel Jackson.....	1
Braylyn Milton.....	1
Taziah Jenks.....	1
Dais'Ja Trotter.....	1

GAMES LEADING IN REBOUNDS	
Jillian Hayes.....	22
Malea Williams.....	5
Clarissa Craig.....	2
Mya Jackson.....	1
A'riel Jackson.....	1
Taziah Jenks.....	1
Braylyn Milton.....	1

GAMES LEADING IN ASSISTS	
Mya Jackson.....	11
Braylyn Milton.....	9
Jillian Hayes.....	6
Taziah Jenks.....	3
Malea Williams.....	3
A'riel Jackson.....	2
Clarissa Craig.....	1
Sofia Gritzali.....	1
Jada Scott.....	1

GAMES LEADING IN BLOCKS	
Malea Williams.....	14
Jillian Hayes.....	13
Clarissa Craig.....	4
A'riel Jackson.....	3
Taziah Jenks.....	3
Mya Jackson.....	1
Braylyn Milton.....	1
Jadyn Scott.....	1

GAMES LEADING IN STEALS	
Jillian Hayes.....	9
Mya Jackson.....	8
Braylyn Milton.....	7
Jada Scott.....	4
Clarissa Craig.....	3
A'riel Jackson.....	3
Taziah Jenks.....	3
Malea Williams.....	2
Jadyn Scott.....	2
Lojain Elfatairy.....	1
Sofia Gritzali.....	1

GAMES LEADING IN MINUTES	
Mya Jackson.....	18
Jillian Hayes.....	11

SCORED FIRST POINTS	
Who	
Jillian Hayes.....	8
Clarissa Craig.....	6
Mya Jackson.....	5
Braylyn Milton.....	2
Jada Scott.....	2
A'riel Jackson.....	2
Taziah Jenks.....	2
Jadyn Scott.....	1
How	
Layup.....	17
Three.....	5
Jump Shot.....	5
Free Throw.....	1

DOUBLE-DOUBLES	
Jillian Hayes.....	9
Clarissa Craig.....	1

INDIVIDUAL LEADERS GAME-BY-GAME

OPPONENT	RESULT	POINTS	REBOUNDS	ASSISTS	ATTENDANCE
at Louisville [11/7]	L, 68-87 [-19]	28 - Braylyn Milton	4 - A'riel Jackson	4 - Mya Jackson	8,049
vs. Tennessee Tech [11/10]	W, 68-57 [+11]	19 - Jillian Hayes	9 - Jillian Hayes	5 - Mya Jackson	612
vs. Radford [11/13]	W, 62-53 [+9]	15 - Caitlyn Wilson	10 - Jillian Hayes	6 - Braylyn Milton	612
vs. Toledo [11/16]	L, 71-74 [OT] [-3]	24 - Mya Jackson	8 - Jillian Hayes, Braylyn Milton	2 - Mya Jackson, Jada Scott	3,786
at Lindenwood [11/21]	W, 71-60 [+11]	18 - Jillian Hayes	10 - Jillian Hayes	4 - Mya Jackson	494
vs. UT Arlington [11/25]	W, 72-58 [+14]	16 - Jillian Hayes	14 - Jillian Hayes	5 - Mya Jackson	250
vs. Charlotte [11/26]	L, 58-59 [-1]	12 - Jillian Hayes	8 - Malea Williams	5 - Jillian Hayes	175
at North Carolina A&T [12/1]	W, 78-73 [+5]	16 - Jillian Hayes, Mya Jackson	9 - Jillian Hayes	6 - Mya Jackson	912
vs. UIC [12/4]	L, 58-66 [-8]	20 - Jillian Hayes	10 - Clarissa Craig	5 - Jillian Hayes	536
at Xavier [12/9]	L, 35-48 [-13]	18 - Jillian Hayes	11 - Jillian Hayes	3 - Mya Jackson	3,162
at Ohio [12/13]	W, 77-44 [+33]	13 - Dais'Ja Trotter	10 - Malea Williams	4 - Malea Williams	350
vs. Southern Indiana [12/18]	W, 99-57 [+42]	19 - Mya Jackson	8 - Jillian Hayes	4 - Jillian Hayes, Braylyn Milton	527
at Northern Kentucky [12/21]	L, 52-72 [-20]	17 - Mya Jackson	8 - Jillian Hayes	2 - Jillian Hayes	1,385
at Wichita State [12/30]	L, 49-61 [-12]	11 - Malea Williams	7 - Jillian Hayes, Mya Jackson	5 - Braylyn Milton	1,430
vs. Temple [1/7]	L, 73-77 [-4]	19 - A'riel Jackson	8 - Jillian Hayes, Malea Williams	3 - Mya Jackson, Braylyn Milton	784
at SMU [1/10]	L, 44-55 [-11]	10 - Jillian Hayes	10 - Jillian Hayes	3 - Sofia Gritzali, Braylyn Milton	399
vs. Memphis [1/14]	L, 58-78 [-20]	18 - Mya Jackson	8 - Jillian Hayes	3 - Mya Jackson	833
at East Carolina [1/18]	L, 53-61 [-8]	15 - Jillian Hayes	8 - Jillian Hayes	8 - Braylyn Milton	680
vs. Houston [1/25]	L, 39-63 [-24]	13 - Taziah Jenks	8 - Jillian Hayes	2 - Milton, Jenks, Williams	802
vs. Wichita State [1/28]	L, 50-69 [-19]	12 - Mya Jackson	7 - Malea Williams, Taziah Jenks	3 - Malea Williams, Taziah Jenks	842
at Tulsa [2/1]	L, 50-64 [-14]	11 - Jillian Hayes	11 - Jillian Hayes	5 - Mya Jackson	984
at Tulane [2/4]	W, 53-50 [+3]	18 - Caitlyn Wilson	6 - Jillian Hayes, Clarissa Craig	3 - A'riel Jackson, Braylyn Milton	584
vs. UCF [2/8]	L, 57-60 [-3]	17 - Jillian Hayes	13 - Jillian Hayes	3 - Mya Jackson, Braylyn Milton	627
at Temple [2/11]	W, 74-66 [OT] [+8]	18 - Jillian Hayes, Mya Jackson	9 - Jillian Hayes	4 - Clarissa Craig	1,948
vs. East Carolina [2/15]	L, 57-68 [-11]	16 - Caitlyn Wilson	12 - Jillian Hayes	5 - A'riel Jackson	941
vs. Tulane [2/18]	L, 65-54 [-11]	15 - Mya Jackson	15 - Jillian Hayes	4 - Taziah Jenks	892
at Memphis [2/22]	L, 64-53 [-11]	13 - Clarissa Craig	10 - Jillian Hayes	5 - Jillian Hayes	837
at UCF [2/25]	L, 64-54 [OT] [-10]	16 - Jillian Hayes, Malea Williams	8 - Malea Williams	4 - Jillian Hayes	3,037

SPECIALITY SCORING STATISTICS

OPPONENT	TURNOVERS			PAINT			SECOND CHANCE			FAST BREAK			BENCH		
	UC	OPP	MAR.	UC	OPP	MAR.	UC	OPP	MAR.	UC	OPP	MAR.	UC	OPP	MAR.
at Louisville [11/7]	16	28	-12	18	48	-30	4	16	-12	0	8	-8	23	28	-5
vs. Tennessee Tech [11/10]	20	11	+9	32	18	+12	15	14	+1	10	6	-4	21	16	+5
vs. Radford [11/13]	24	11	+13	22	30	-8	11	11	0	10	5	+5	24	24	0
vs. Toledo [11/16]	10	18	-8	36	36	0	13	11	+2	3	4	-1	7	15	-8
at Lindenwood [11/21]	30	10	+20	40	28	+12	17	12	+5	15	6	+9	21	8	+13
vs. UT Arlington [11/25]	19	18	+1	44	36	+8	14	5	+9	13	11	+2	28	5	+23
vs. Charlotte [11/26]	8	13	-5	26	24	+2	14	14	0	7	7	0	21	6	+15
at North Carolina A&T [12/1]	26	19	+7	24	36	-12	10	10	0	9	7	+2	29	23	+6
vs. UIC [12/4]	13	12	+1	30	36	-6	15	14	+1	5	4	+1	9	24	-15
at Xavier [12/9]	10	16	-6	14	28	-14	5	9	-4	10	7	+3	13	19	-6
at Ohio [12/13]	23	13	+10	20	24	-4	11	8	+3	7	2	+5	41	6	+35
vs. Southern Indiana [12/18]	34	8	+26	40	24	+16	19	6	+13	14	2	+12	47	28	+19
at Northern Kentucky [12/21]	12	28	-16	26	34	-8	8	10	-2	8	11	-3	9	9	0
at Wichita State [12/30]	6	15	-9	18	34	-16	10	8	+2	3	9	-6	32	6	+26
vs. Temple [1/7]	13	14	-1	34	38	-4	10	11	-1	2	23	-21	28	24	+4
at SMU [1/10]	7	22	-15	28	32	-4	12	9	+3	12	8	+4	15	6	+9
vs. Memphis [1/14]	10	33	-23	36	34	+2	10	14	-4	4	8	-4	8	10	-2
at East Carolina [1/18]	7	30	-23	22	34	-12	9	16	-7	2	16	-14	33	7	+26
vs. Houston [1/25]	19	22	-3	16	28	-12	11	14	-3	5	11	-6	20	9	+11
vs. Wichita State [1/28]	9	12	-3	18	26	-8	13	14	-1	2	1	+1	22	11	+11
at Tulsa [2/1]	4	12	-8	28	26	+2	3	9	-6	4	5	-1	12	23	-11
at Tulane [2/4]	13	14	-1	18	22	-4	11	8	+3	13	4	+9	24	7	+17
vs. UCF [2/8]	12	19	-7	28	18	+10	11	9	+2	10	7	+3	15	33	-18
at Temple [2/11]	10	18	-8	34	26	+8	13	11	+2	0	9	-9	6	2	+4
vs. East Carolina [2/15]	11	16	-5	28	36	-8	9	15	-6	9	21	-12	6	11	-5
vs. Tulane [2/18]	10	9	+1	26	32	-6	14	6	+8	9	10	-1	14	22	-8
at Memphis [2/22]	5	15	-10	22	38	-16	4	30	-26	9	15	-6	16	15	+1
at UCF [2/25]	16	13	+3	18	24	-6	2	20	-18	6	11	-5	25	31	-6

LEAD/DEFICIT BREAKDOWN GAME-BY-GAME

OPPONENT	FIRST HALF			SECOND HALF/OT			FINAL			LARGEST		TIMES TIED	LEAD CHANGES	TIME LED
	UC	OPP	MAR.	UC	OPP	MAR.	UC	OPP	MAR.	LEAD	DEFICIT			
at Louisville [11/7]	28	48	-20	40	39	+1	68	87	-19	0	-23	0	0	0:00
vs. Tennessee Tech [11/10]	35	22	+13	33	35	-2	68	57	+11	17	-4	3	6	33:27
vs. Radford [11/13]	25	22	+3	37	31	+6	62	53	+9	14	0	1	0	38:06
vs. Toledo [11/16]	23	29	-6	35	29	+6	71	74	-3	7	-8	8	7	14:45
at Lindenwood [11/21]	37	30	+7	34	30	+4	71	60	+11	14	-6	2	6	34:20
vs. UT Arlington [11/25]	35	25	+10	37	33	+4	58	72	+14	14	-7	2	3	30:01
vs. Charlotte [11/26]	31	30	+1	27	29	-2	58	59	-1	4	-9	4	4	3:02
at North Carolina A&T [12/1]	40	35	+5	38	38	0	78	73	+5	10	-6	6	8	25:13
vs. UIC [12/4]	30	23	+7	28	43	-15	58	66	-8	9	-8	3	12	19:49
at Xavier [12/9]	17	26	-9	18	22	-4	35	48	-13	4	-20	2	3	5:03
at Ohio [12/13]	36	20	+16	41	24	+17	77	44	+33	35	-6	0	1	33:15
vs. Southern Indiana [12/18]	43	25	+18	56	32	+24	99	57	+42	42	0	0	0	39:43
at Northern Kentucky [12/21]	14	35	-21	38	37	+1	52	72	-20	0	-29	0	0	0:00
at Wichita State [12/30]	22	26	-4	27	35	-8	49	61	-12	2	-16	4	10	2:57
vs. Temple [1/7]	26	33	-7	47	44	+3	73	77	-4	7	-13	1	3	12:22
at SMU [1/10]	14	29	-15	30	26	+4	44	55	-11	5	-17	1	3	3:23
vs. Memphis [1/14]	28	30	-2	30	48	-18	58	78	-20	2	-24	1	1	0:22
at East Carolina [1/18]	28	24	+4	25	37	-12	53	61	-8	8	-9	8	8	16:22
vs. Houston [1/25]	13	31	-18	26	32	-6	39	63	-24	0	-27	0	0	0:00
vs. Wichita State [1/28]	20	25	-5	30	44	-14	50	69	-19	0	-24	1	0	0:00
at Tulsa [2/1]	27	36	-9	23	28	-5	50	64	-14	7	-17	0	2	11:14
at Tulane [2/4]	23	26	-3	30	24	+6	53	50	+3	11	-12	2	2	20:06
vs. UCF [2/8]	28	25	+3	29	35	-6	57	60	-3	8	-5	2	3	34:19
at Temple [2/11]	34	34	0	40	32	+8	74	66	+8	8	-7	11	12	15:03
vs. East Carolina [2/15]	30	24	+6	27	44	-17	57	68	-11	11	-13	0	3	12:07
vs. Tulane [2/18]	28	30	-2	26	35	-9	54	65	-11	2	-13	4	6	1:14
at Memphis [2/22]	27	34	-7	26	30	-4	53	64	-11	0	-13	0	0	0:00
at UCF [2/25]	19	35	-16	35	29	+6	54	64	-10	0	-18	2	0	0:00

STARTING LINEUP BREAKDOWN

OPPONENT					
at Louisville [11/7]	Mya Jackson	Braylyn Milton	Jillian Hayes	Taziah Jenks	Jadyn Scott
vs. Tennessee Tech [11/10]	Mya Jackson	Braylyn Milton	A'riel Jackson	Jillian Hayes	Jadyn Scott
vs. Radford [11/13]	Mya Jackson	Braylyn Milton	Caitlyn Wilson	Jillian Hayes	Jadyn Scott
vs. Toledo [11/16]	Mya Jackson	Braylyn Milton	Caitlyn Wilson	Jillian Hayes	Jada Scott
at Lindenwood [11/21]	Mya Jackson	Caitlyn Wilson	Jillian Hayes	Jada Scott	Jadyn Scott
vs. UT Arlington [11/25]	Mya Jackson	Braylyn Milton	Jillian Hayes	Jada Scott	Jadyn Scott
vs. Charlotte [11/26]	Mya Jackson	Braylyn Milton	Jillian Hayes	Jada Scott	Jadyn Scott
at North Carolina A&T [12/1]	Mya Jackson	Braylyn Milton	Jillian Hayes	Taziah Jenks	Clarissa Craig
vs. UIC [12/4]	Mya Jackson	Braylyn Milton	Jillian Hayes	Taziah Jenks	Clarissa Craig
at Xavier [12/9]	Mya Jackson	Braylyn Milton	Jillian Hayes	Jada Scott	Clarissa Craig
at Ohio [12/13]	Mya Jackson	Braylyn Milton	Jillian Hayes	Jada Scott	Clarissa Craig
vs. Southern Indiana [12/18]	Mya Jackson	Braylyn Milton	Jillian Hayes	Jada Scott	Clarissa Craig
at Northern Kentucky [12/21]	Mya Jackson	Braylyn Milton	Jillian Hayes	Taziah Jenks	Clarissa Craig
at Wichita State [12/30]	Mya Jackson	Braylyn Milton	A'riel Jackson	Jillian Hayes	Clarissa Craig
vs. Temple [1/7]	Mya Jackson	A'riel Jackson	Jillian Hayes	Jadyn Scott	Malea Williams
at SMU [1/10]	Mya Jackson	A'riel Jackson	Jillian Hayes	Jadyn Scott	Malea Williams
vs. Memphis [1/14]	Mya Jackson	Sofia Gritzali	A'riel Jackson	Jillian Hayes	Clarissa Craig
at East Carolina [1/18]	Mya Jackson	Sofia Gritzali	A'riel Jackson	Jillian Hayes	Clarissa Craig
vs. Houston [1/25]	A'riel Jackson	Braylyn Milton	Jillian Hayes	Jadyn Scott	Malea Williams
vs. Wichita State [1/28]	Sofia Gritzali	Taziah Jenks	Jillian Hayes	Malea Williams	Clarissa Craig
at Tulsa [2/1]	Mya Jackson	A'riel Jackson	Taziah Jenks	Jillian Hayes	Clarissa Craig
at Tulane [2/4]	Mya Jackson	A'riel Jackson	Taziah Jenks	Jillian Hayes	Clarissa Craig
vs. UCF [2/8]	Mya Jackson	A'riel Jackson	Taziah Jenks	Jillian Hayes	Clarissa Craig
at Temple [2/11]	Mya Jackson	A'riel Jackson	Caitlyn Wilson	Jillian Hayes	Clarissa Craig
vs. East Carolina [2/15]	Mya Jackson	A'riel Jackson	Caitlyn Wilson	Jillian Hayes	Clarissa Craig
vs. Tulane [2/18]	Mya Jackson	A'riel Jackson	Caitlyn Wilson	Jillian Hayes	Clarissa Craig
at Memphis [2/22]	Mya Jackson	Caitlyn Wilson	Taziah Jenks	Jillian Hayes	Clarissa Craig
at UCF [2/25]	Mya Jackson	A'riel Jackson	Caitlyn Wilson	Jillian Hayes	Jadyn Scott

LINEUP					LINEUP RECORD
Mya Jackson	Braylyn Milton	Jillian Hayes	Jada Scott	Clarissa Craig	2-1
Mya Jackson	Braylyn Milton	A'riel Jackson	Jillian Hayes	Jadyn Scott	1-0
Mya Jackson	Braylyn Milton	Caitlyn Wilson	Jillian Hayes	Jadyn Scott	1-0
Mya Jackson	Caitlyn Wilson	Jillian Hayes	Jada Scott	Jadyn Scott	1-0
Mya Jackson	A'riel Jackson	Caitlyn Wilson	Jillian Hayes	Clarissa Craig	1-2
Mya Jackson	Braylyn Milton	Jillian Hayes	Jada Scott	Jadyn Scott	1-1
Mya Jackson	A'riel Jackson	Taziah Jenks	Jillian Hayes	Clarissa Craig	1-2
Mya Jackson	Braylyn Milton	Jillian Hayes	Taziah Jenks	Clarissa Craig	1-2
Mya Jackson	Braylyn Milton	Jillian Hayes	Taziah Jenks	Jadyn Scott	0-1
Mya Jackson	Braylyn Milton	Caitlyn Wilson	Jillian Hayes	Jada Scott	0-1
Mya Jackson	Braylyn Milton	A'riel Jackson	Jillian Hayes	Clarissa Craig	0-1
A'riel Jackson	Braylyn Milton	Jillian Hayes	Jadyn Scott	Malea Williams	0-1
Sofia Gritzali	Taziah Jenks	Jillian Hayes	Malea Williams	Clarissa Craig	0-1
Mya Jackson	Caitlyn Wilson	Taziah Jenks	Jillian Hayes	Clarissa Craig	0-1
Mya Jackson	A'riel Jackson	Caitlyn Wilson	Jillian Hayes	Jadyn Scott	0-1
Mya Jackson	Sofia Gritzali	A'riel Jackson	Jillian Hayes	Clarissa Craig	0-2
Mya Jackson	A'riel Jackson	Jillian Hayes	Jadyn Scott	Malea Williams	0-2

LINEUP	GAMES PLAYED/GAMES STARTED
Dais'Ja Trotter	21/0
Caitlyn Wilson	27/8
Jada Scott	26/7
Braylyn Milton	27/14
Lojain Elfatairy	8/0
Taziah Jenks	24/9
Jillian Hayes	28/28
Malea Williams	28/4
Mya Jackson	27/26
Sofia Gritzali	16/3
A'riel Jackson	27/14
Clarissa Craig	27/17

TEAM SUPERLATIVES

CINCINNATI HIGH	CINCINNATI LOW		OPPONENT HIGH	OPPONENT LOW
99 vs. Southern Indiana [12/18]	35 at Xavier [12/9]	Points	87 at Louisville [11/7]	44 at Ohio [12/13]
43 vs. Southern Indiana [12/18]	13 vs. Houston [1/25]	First-Half Points	48 at Louisville [11/7]	20 at Ohio [12/13]
56 vs. Southern Indiana [12/18]	18 at Xavier [12/9]	Second-Half Points	48 vs. Memphis [1/14]	14 at UCF [2/25]
13 vs. Toledo [11/16]	5 at UCF [2/25]	Overtime Points	16 vs. Toledo [11/16]	15 at UCF [2/25]
30 vs. Southern Indiana [12/18]	10 at Xavier [12/9]	Field Goals	31 vs. Temple [1/7], at Louisville [11/7]	16 vs. UCF [2/8], at Tulane [2/4], at Ohio [12/13]
68 vs. Tulane [2/18]	50 at Ohio [12/13]	Field Goal Attempts	70 vs. Tennessee Tech [11/10]	42 vs. UCF [2/8]
51.9 at North Carolina A&T [12/1]	17.9 at Xavier [12/9]	Field Goal Percentage	53.1 vs. Memphis [1/14]	28.6 vs. Tennessee Tech [11/10]
57.7 at North Carolina A&T [12/1]	19.4 at Xavier [12/9]	First-Half Field Goal Percentage	51.7 at Louisville [11/7]	23.5 vs. Tennessee Tech [11/10]
51.9 at Louisville [11/7]	16.0 at Xavier [12/9]	Second-Half Field Goal Percentage	65.4 vs. Memphis [1/14]	13.0 at UCF [2/25]
12 at Ohio [12/13]	1 vs. Houston [1/25], at Xavier [12/9], vs. UT Arlington [11/25]	Three-Point Field Goals	10 at Northern Kentucky [12/21], vs. Tennessee Tech [11/10]	1 vs. UT Arlington [11/25]
22 vs. Wichita State [1/28], at Wichita State [12/30]	7 vs. Houston [1/25]	Three-Point Field Goal Attempts	26 vs. Tennessee Tech [11/10]	4 at Wichita State [12/30]
69.2 at Louisville [11/7]	9.1 at Xavier [12/9]	Three-Point Field Goal Percentage	53.8 vs. Temple [1/7]	10.0 vs. UT Arlington [11/25]
30 vs. Southern Indiana [12/18]	6 at Memphis [2/22], at SMU [1/10], at Wichita State [12/30]	Free Throws Made	24 vs. Toledo [11/16]	5 at Lindenwood [11/21]
39 vs. Southern Indiana [12/18]	6 at SMU [1/10]	Free Throw Attempts	33 at UCF [2/25], vs. UCF [2/8], vs. Toledo [11/16]	9 vs. Tennessee Tech [11/10]
100.0 at East Carolina [1/18], at SMU [1/10]	50.0 at Memphis [2/22]	Free Throw Percentage	90.9 at Tulsa [2/1]	31.3 at Lindenwood [11/21]
19 vs. Tennessee Tech [11/10]	8 at Louisville [11/7]	Offensive Rebounds	22 vs. Tennessee Tech [11/10]	6 at Tulsa [2/1]
31 at Xavier [12/9], vs. UT Arlington [11/25]	16 vs. UIC [12/4]	Defensive Rebounds	35 at Xavier [12/9]	11 at East Carolina [1/18], at Ohio [12/13]
48 vs. Tennessee Tech [11/10]	26 vs. Memphis [1/14]	Total Rebounds	50 at UCF [2/25]	22 at Ohio [12/13]
25 at UCF [2/25]	13 at Ohio [12/13]	Fouls	22 vs. Temple [1/7]	7 at Tulsa [2/1]
17 vs. Southern Indiana [12/18]	6 vs. Houston [1/25]	Assists	20 vs. Temple [1/7]	5 at Memphis [2/22]
33 at East Carolina [1/18]	8 vs. Tulane [2/18]	Turnovers	27 vs. Southern Indiana [12/18]	9 vs. Wichita State [1/28]
17 vs. Southern Indiana [12/18]	2 vs. Wichita State [1/28]	Steals	14 at Louisville [11/7]	1 vs. Tulane [2/18]
14 at Wichita State [12/30]	1 vs. Tulane [2/18], at Tulsa [2/1]	Blocks	10 vs. Temple [1/7]	1 vs. UT Arlington [11/25]

INDIVIDUAL SUPERLATIVES

	CINCINNATI	OPPONENT
Points	28 by Braylyn Milton at Louisville [11/7]	30 by Danae McNeal vs. East Carolina [2/15]
Field Goals Made	10 by Mya Jackson vs. Toledo [11/16]	12 by Danae McNeal vs. East Carolina [2/15], Hailey Van Lith at Louisville [11/7]
Field Goals Attempted	19 by Mya Jackson vs. Toledo [11/16]	22 by Danae McNeal vs. East Carolina [2/15]
Field Goal Percentage (Min. 5 made)	100.0 by Clarissa Craig vs. Southern Indiana [12/18]	83.3 by Jessica Cook vs. Toledo [11/16], Liz Dixon at Louisville [11/7]
Three-Point Field Goals Made	6 by Caitlyn Wilson at Tulane [2/4]	5 by Ambah Kowcun vs. Wichita State [1/28]
Three-Point Field Goals Attempted	12 by Caitlyn Wilson at Tulane [2/4]	10 by Madison Griggs at Memphis [2/22]
Three-Point Field Goals Percentage (Min. 3 made)	100.0 [5-5] by Braylyn Milton at Louisville [11/7]	75.0 [3-4] by Caroline Lyles at Tulsa [2/1]
Free Throws Made	9 by Taziah Jenks vs. Houston [1/25]	11 by Jamirah Shutes vs. Memphis [1/14]
Free Throws Attempted	12 by Taziah Jenks vs. Houston [1/25]	14 by Destiny Thomas at UCF [2/25], Jamirah Shutes vs. Memphis [1/14]
Free Throw Percentage (Min. 5 made)	100.0 [7-7] by Jillian Hayes vs. UCF [2/8], [5-5] by Clarissa Craig vs. Southern Indiana [12/18], [5-5] Mya Jackson at Lindenwood [11/21], vs. UCF [2/8]	100.0 [5-5] by Laila Blair vs. Houston [1/25]
Offensive Rebounds	6 by Jillian Hayes vs. Tulane [2/18], at Lindenwood [11/21]	10 by Destiny Thomas at UCF [2/25]
Defensive Rebounds	11 by Jillian Hayes vs. UT Arlington [11/25]	11 by Jessica Peterson at SMU [1/10]
Total Rebounds	15 by Jillian Hayes vs. Tulane [2/18]	20 by Destiny Thomas at UCF [2/25]
Turnovers	8 by Mya Jackson at Louisville [11/7]	6 by Amiya Joyner at East Carolina [1/18], Vanessa Shafford vs. Southern Indiana [12/18], Ashlyn Traylor vs. Radford [11/13]
Assists	8 by Braylyn Milton at East Carolina [1/18]	7 by Kristian Young vs. UIC [12/4]
Blocks	7 by Malea Williams at Wichita State [12/30]	4 by Destiny Thomas at UCF [2/25], Brittany Garner vs. Temple [1/7]
Steals	5 by Jillian Hayes at Xavier [12/9]	6 by Danae McNeal at East Carolina [1/18]
Minutes Played (Regulation Game)	38:39 by Mya Jackson vs. Tennessee Tech [11/10]	40:00 by Rachel Hakes at Tulane [2/4], Danae McNeal at East Carolina [1/18], Jada McMillian vs. Charlotte [11/26]
Minutes Played (Including OT Game)	45:00 by Mya Jackson vs. Toledo [11/16]	44:09 by Sierra Godbolt at UCF [2/25]

2022-23 CINCINNATI WOMEN'S BASKETBALL

GAME
1

CINCINNATI 68, LOUISVILLE 87

Nov. 7, 2022 | Louisville, Ky. | KFC Yum! Center

Official Basketball Box Score - Final
Cincinnati at Louisville
11/07/22 KFC Yum! Center, Louisville
2022-23 Women's Basketball

Cincinnati - 68

Record: 1-1

NO. Name	Min	FG M-A	3P M-A	FT M-A	Rebounds OR DR TOT	Fouls PF FD	TP	AS	TO	ST	Blocks BS BA	+/
10 Jadyin Scott	F 22:28	1-4	0-0	0-0	1 2 3	1 0	2	0	0	0	0 0	-12
11 Taziah Jenks	F 12:55	0-2	0-0	0-0	0 0 0	0 0	0	0	1	0	0 0	-14
4 Braylin Milton	G 33:21	9-12	5-5	5-6	0 3 3	3 7	28	0	3	1	0 1	-17
20 Jillian Hayes	G 17:48	0-9	0-0	3-6	1 2 3	5 4	3	0	1	1	0 2	-2
23 Mya Jackson	G 35:07	5-10	2-2	0-0	1 2 3	0 1	12	4	8	0	0 1	-22
3 Jada Scott	15:44	0-1	0-0	0-0	0 2 2	2 0	0	0	0	0	0 0	-13
42 Clarissa Craig	18:33	0-0	0-0	0-0	1 1 2	5 1	0	0	1	0	0 0	-6
22 Malea Williams	12:30	1-1	0-0	1-2	1 1 2	1 1	3	0	1	1	1 0	-6
0 Dais'Ja Trotter	12:22	1-4	1-3	0-0	2 2 2	0 0	3	0	1	0	0 1	-8
1 Caitlyn Wilson	11:56	1-3	1-3	2-3	0 0 0	2 1	5	1	1	0	0 0	0
34 A'riel Jackson	17:16	5-7	0-0	2-3	1 3 4	3 2	12	3	7	2	1 0	5
Team					2 1 3		0	0				
Totals		23-53	9-13	13-20	8 19 27	24 17	68	8	24	5	2 5	-19

Technical Fouls:NONE

Louisville - 87

Record: 1-0

NO. Name	Min	FG M-A	3P M-A	FT M-A	Rebounds OR DR TOT	Fouls PF FD	TP	AS	TO	ST	Blocks BS BA	+/
22 Liz Dixon	F 19:02	5-6	0-0	2-2	3 3 6	2 2	12	0	3	0	2 0	8
44 Olivia Cochran	F 23:47	1-4	0-1	2-2	3 5 8	3 2	4	1	3	1	0 0	16
3 Christyn Carr	G 22:50	0-3	0-3	1-2	0 3 3	0 1	1	2	3	1	0 0	7
10 Hailey Van Lith	G 30:26	12-20	2-7	2-3	0 2 2	2 2	28	2	2	0	0 0	20
24 Morgan Jones	G 21:00	2-5	1-3	9-13	1 3 4	1 7	14	2	4	3	3 0	7
5 Mykasa Robinson	26:18	2-5	0-1	1-1	2 4 6	1 4	5	3	1	5	0 0	22
12 Payton Verhulst	17:57	4-10	1-4	0-1	1 0 1	1 9	0	1	2	0	1 1	11
40 Josie Williams	11:48	3-3	0-0	0-0	1 3 4	2 2	6	0	0	0	0 0	6
11 Norika Konno	09:11	0-1	0-1	0-0	0 0 0	5 0	0	1	1	0	0 0	-1
13 Merissah Russell	09:20	1-1	1-1	0-0	0 1 1	0 0	3	1	0	2	0 0	0
2 Nyla Harris	08:21	1-2	0-0	3-4	1 1 2	0 3	5	0	0	0	0 1	-1
Team					2 0 2		0	0				
Totals		31-60	5-21	20-28	14 25 39	17 24	87	12	18	14	5 2	19

Technical Fouls:NONE

	CIN	LOU
Biggest lead	0 (1 st 10:00)	23 (4 th 6:07)
Best Scoring Run	8(3 rd 6:52)	15(1 st 1:28)
Lead Changes	0	
Times Tied	0	
Time with Lead	00:00	39:06

Points from	CIN	LOU
Turnovers	16	28
Paint	18	48
Second Chance	4	16
Fast Breaks	0	8
Bench	23	28

Period by Period Scoring
1st 2nd 3rd 4th TOT
CIN 10 18 18 22 68
LOU 24 24 12 27 87

Game Time: 5:00 PM
Game Duration: 1:55
Attendance: 8,049

Officials:

Shooting By Period
1 st FG% 3-13 23.1%
3PT% 3-4 75.0%
FT% 1-4 25%
2 nd FG% 6-13 46.2%
3PT% 2-4 50.0%
FT% 4-6 66.7%
3 rd FG% 6-14 42.9%
3PT% 2-2 100.0%
FT% 4-5 80%
4 th FG% 8-13 61.5%
3PT% 2-3 66.7%
FT% 4-5 80%
GM FG% 23-53 43.4%
3PT% 9-13 69.2%
FT% 13-20 65.0%

Dead Ball Rebounds: 4, 0

GAME
2

CINCINNATI 68, TENNESSEE TECH 57

Nov. 10, 2022 | Cincinnati, Ohio | Fifth Third Arena

Official Basketball Box Score - Final
Tennessee Tech at Cincinnati
11/10/22 Fifth Third Arena, Cincinnati
2022-23 Women's Basketball

Officials: John Capolino, Krystle Apellaniz, Rob Fessler

Tennessee Tech - 57

Record: 1-1

NO. Name	Min	FG M-A	3P M-A	FT M-A	Rebounds OR DR TOT	Fouls PF FD	TP	AS	TO	ST	Blocks BS BA	+/
4 Anna Walker	F 20:20	3-12	1-2	0-0	5 6 11	2 0	7	1	1	2	2 0	0
2 Jordan Brook	G 26:48	2-8	2-6	2-2	0 3 3	2 3	8	1	1	0	1 0	-15
10 Reagan Hurst	G 32:39	1-9	0-3	1-2	5 2 7	2 3	3	2	2	0	2 2	-7
11 Maaliya Owens	G 34:47	5-14	4-8	0-0	1 1 2	0 1	14	2	2	1	1 1	-2
24 Jada Guinn	G 25:53	4-7	1-1	0-0	2 5 7	4 2	9	2	1	0	0 0	-4
22 Peyton Carter	16:09	0-5	0-3	2-2	1 1 2	1 3	2	3	2	0	0 0	-5
33 Reghan Grimes	22:07	4-9	2-2	2-3	1 3 4	2 4	12	1	3	0	0 0	-3
30 Kiera Hill	05:56	1-3	0-0	0-0	0 0 0	0 0	2	0	0	0	0 0	-7
1 Cayla Cowart	12:32	0-3	0-1	0-0	2 0 2	0 0	1	0	1	2	0 0	-10
35 DJ McFarlane	02:49	0-0	0-0	0-0	2 0 2	0 0	0	0	1	0	0 0	3
Team					3 5 8		0	1				
Totals		20-70	10-26	7-9	22 26 48	13 17	57	13	16	3	6 7	-11

Technical Fouls:NONE

Cincinnati - 68

Record: 1-1

NO. Name	Min	FG M-A	3P M-A	FT M-A	Rebounds OR DR TOT	Fouls PF FD	TP	AS	TO	ST	Blocks BS BA	+/
10 Jadyin Scott	F 12:16	2-3	0-0	0-0	1 1 2	2 0	4	0	1	0	1 0	1
4 Braylin Milton	G 24:21	1-9	0-4	1-2	1 4 5	2 1	3	2	2	0	0 0	5
20 Jillian Hayes	G 25:13	8-15	0-0	3-5	4 5 9	1 4	19	3	1	1	1 2	13
23 Mya Jackson	G 38:39	7-12	1-4	3-5	3 3 6	1 4	18	5	3	0	0 0	10
34 A'riel Jackson	G 19:04	1-6	0-0	1-2	1 4 5	3 1	3	2	3	2	1 1	15
22 Malea Williams	18:56	2-7	1-3	2-4	3 3 6	0 3	7	0	0	1	3 1	12
1 Caitlyn Wilson	16:37	2-3	2-3	0-0	0 0 0	0 0	6	0	0	1	0 0	-3
42 Clarissa Craig	10:59	1-4	0-0	0-0	1 0 1	4 0	2	0	3	0	0 1	-4
3 Jada Scott	12:36	0-2	0-0	0-0	0 2 2	2 0	0	0	0	0	1 1	0
5 Lojain Elfatary	01:21	0-1	0-1	0-0	0 0 0	0 0	0	0	0	0	0 0	1
0 Dais'Ja Trotter	17:09	2-4	2-3	0-0	3 3 6	1 0	6	2	1	1	0 0	8
33 Sofia Grizlaci	02:49	0-0	0-0	0-0	0 0 0	1 0	0	0	0	1	0 0	-3
Team					2 4 6		0	0				
Totals		26-66	6-18	10-18	19 29 48	17 13	68	14	12	10	7 6	11

Technical Fouls:NONE

	TTU	CIN
Biggest lead	4 (1 st 3:09)	17 (4 th 1:16)
Best Scoring Run	6(3 rd 1:51)	14(2 nd 1:12)
Lead Changes	6	
Times Tied	3	
Time with Lead	05:42	33:27

Points from	TTU	CIN
Turnovers	11	20
Paint	18	32
Second Chance	14	15
Fast Breaks	6	10
Bench	16	21

Period by Period Scoring
1st 2nd 3rd 4th TOT
TTU 15 7 20 15 57
CIN 14 21 18 15 68

Game Time: 3:00 PM
Game Duration: 1:51
Attendance: 612

Officials:

Shooting By Period
1 st FG% 3-12 25.0%
3PT% 1-6 16.7%
FT% 0-0 0%
2 nd FG% 5-14 35.7%
3PT% 2-4 50.0%
FT% 3-4 75%
3 rd FG% 9-14 64.3%
3PT% 1-2 50.0%
FT% 1-2 50%
4 th FG% 3-18 16.7%
3PT% 0-6 0.0%
FT% 5-10 50%
GM FG% 20-58 34.5%
3PT% 4-18 22.2%
FT% 9-16 56.3%

Dead Ball Rebounds: 7, 1

GAME
4

CINCINNATI 71, TOLEDO 74 (OT)

Nov. 16, 2022 | Cincinnati, Ohio | Fifth Third Arena

Official Basketball Box Score - Final
Toledo at Cincinnati
11/16/22 Fifth Third Arena, Cincinnati
2022-23 Women's Basketball

Officials: Bryan Brunette, Ashley Gloss, Linda Miles

Toledo - 74

Record: 3-0

NO. Name	Min	FG M-A	3P M-A	FT M-A	Rebounds OR DR TOT	Fouls PF FD	TP	AS	TO	ST	Blocks BS BA	+/
34 Jessica Cook	F 21:48	5-6	0-0	3-4	2 0 2	3 3	13	0	1	0	0 1	-5
2 Sophia Wiard	G 42:52	3-8	0-3	3-3	1 3 4	1 4	9	5	1	0	0 0	6
5 Quinesha Lockett	G 39:12	6-18	1-6	6-10	0 2 2	2 5	19	2	4	0	1 0	-2
22 Kherra Goss	G 34:09	1-3	0-0	0-0	1 1 2	2 0	2	1	1	0	1 0	8
33 Sammi Mikonowicz	G 33:57	4-10	2-4	6-9	2 9 11	2 4	16	3	0	2	0 0	-1
1 Nan Garcia	17:50	1-3	0-0	2-2	0 3 3	3 3	4	0	0	1	0 1	6
10 Justina King	09:32	0-1	0-1	2-2	0 0 0	1 1	2	0	1	1	0 0	1
12 Jayda Jansen	15:15	1-7	1-1	2-2	0 1 1	1 2	5	0	0	0	0 2	-2
13 Lonasia Brewer	05:22	2-2	0-0	0-1	1 0 1	2 2	4	0	1	0	0 0	2
24 Yaniah Curry	05:03	0-0	0-0	0-0	0 2 2	0 0	0	0	1	0	0 0	2
Team					3 0 3		0	0				
Totals		23-58	4-15	24-33	10 21 31	16 24	74	11	10	4	2 4	3

Technical Fouls:NONE

Cincinnati - 71

Record: 2-2

NO. Name	Min	FG M-A	3P M-A	FT M-A	Rebounds OR DR TOT	Fouls PF FD	TP	AS	TO	ST	Blocks BS BA	+/
1 Caitlyn Wilson	G 35:38	3-10	2-8	1-2	1 4 5	1 3	9	1	1	1	0 0	0
3 Jada Scott	G 29:45	3-6	0-0	0-0	1 3 4	3 0	6	2	0	0	0 0	7
4 Braylin Milton	G 30:31	1-3	1-1	1-2	2 6 8	5 1	4	1	1	0	1 1	2
20 Jillian Hayes	G 35:13	8-13	0-0	5-7	4 4 8	4 4	21	0	4	1	2 0	-3
23 Mya Jackson	G 45:00	10-19	1-4	3-6	2 2 4	2 4	24	2	3	0	0 1	-3
22 Malea Williams	09:56	0-1	0-0	0-0	0 1 1	0 0	0	0	2	1	1 0	-6
42 Clarissa Craig	11:55	0-3	0-0	4-4	0 2 2	3 2	4	0	4	0	0 0	-9
10 Jadyin Scott	11:42	1-1	0-0	1-2	0 2 2	5 2	3	1	1	2	0 0	1
34 A'riel Jackson	08:22	0-2	0-0	0-0	1 1 2	1 0	0	0	0	0	0 0	-2
0 Dais'Ja Trotter	04:33	0-0	0-0	0-0	1 0 1	0 0	0	0	0	0	0 0	2
5 Lojain Elfatary	02:25	0-0	0-0	0-0	0 0 0	0 0	0	0	1	0	0 0	-4
Team					2 2 4		0	1				
Totals		26-58	4-13	15-23	14 27 41	24 16	71	7	18	5	4 2	3

Technical Fouls:NONE

	TOL		CIN									
					Points from	TOL	CIN	Period by Period Score				
Biggest lead	8 (3 rd 9:43)	7 (4 th 3:41)			Turnovers	18	10	1st	2nd	3rd	4th	OT
Best Scoring Run	10(2 nd 8:41)	6(3 rd 0:13)			Paint	36	36	TOL	15	14	15	16
Lead Changes	7				Second Chance	11	13	CIN	12	11	22	13
Times Tied	8				Fast Breaks	4	3					
Time with Lead	24:48	14:45			Bench	15	7					

2022-23 CINCINNATI WOMEN'S BASKETBALL

GAME 5

Nov. 21, 2022 | St. Charles, Mo. | Hyland Arena

Nov. 21, 2022 | St. Charles, Mo. | Hyland Arena



Official Basketball Box Score - Final
Cincinnati at Lindenwood
 11/21/22 Robert F. Hyland Arena, St. Charles, Mo
 2022-23 Women's Basketball

Officials: Erika Herriman, Hannah Reynolds, David Rafalski

Cincinnati - 71			Record: 3-2																
NO.	Name		Min	FG M-A	3P M-A	FT M-A	Rebounds OR DR TOT	Fouls PF FO	TP	AS	TO	ST	Blocks BS BA	+/-					
10	Jadyn Scott	F	26:16	2-6	0-0	4-6	3 2 5	1 4	8	0	1	0	0	0	1 st FG%	9-17 52.9%			
1	Caitlyn Wilson	G	29:01	2-9	2-8	2-2	1 2 3	3 2	8	0	3	2	0	0	3 rd FT%	2-2 100.0%			
3	Jada Scott	G	23:34	1-2	0-0	1-2	0 2 2	1 1	3	2	1	1	0	0	FT%	4-4 100%			
20	Jillian Hayes	G	32:38	7-12	0-0	4-4	6 4 10	5 3	18	1	3	3	0	1	2 nd FG%	6-16 37.5%			
23	Mya Jackson	G	34:30	4-13	0-3	5-5	2 3 5	1 4	13	4	3	3	1	4	3 rd FT%	0-5 0.0%			
22	Malea Williams		14:16	3-5	0-0	0-0	3 1 4	4 0	6	1	1	1	2	0	FT%	1-4 25%			
42	Christa Craig		12:27	2-5	0-0	2-3	0 1 1	4 2	6	0	1	0	0	1	1 st FG%	7-17 41.2%			
0	Dais'Ja Trotter		09:44	1-3	1-2	0-0	0 1 1	1 1	3	0	0	0	0	0	3 rd FT%	1-5 20.0%			
34	A'riel Jackson		10:46	2-4	0-1	0-0	0 1 1	2 0	4	1	1	2	0	0	FT%	0-0 0%			
33	Sofia Gritzali		06:48	1-2	0-0	0-1	1 1 2	1 1	2	0	0	0	0	0	4 th FG%	3-11 27.3%			
Team							1 1 2		0	0					3 rd FT%	0-2 0.0%			
Totals				25-61	3-14	18-23	17 19 36	23 18	71	9	14	12	2 3	11	FT%	13-15 86.7%			
															GM FG%		25-61 41.3%		
															3 rd FT%		3-14 21.4%		
															FT%		18-23 78.3%		
Technical Fouls: NONE																			

NO. Name		Min	FG M-A	3P M-A	FT M-A	Rebounds OR DR TOT	Fouls FF FD	TP	AS	TO	ST	Blocks BS BA	+/-
42	Brooke Woodyard	F 18:58	1-3	0-1	0-0	2 2 4	1 2	2	2	3	0	0	-8
5	Emily Benzschawel	G 27:30	3-8	2-4	0-0	1 0 1	0	2	5	1	0	0	-10
10	Alana Striverson	G 24:25	1-5	0-3	1-4	0 2 2	4 3	3	4	1	0	0	-7
21	Mary McGrath	G 38:33	9-14	4-7	0-0	1 5 6	2	0	22	3	1	3	1
25	Masyn McWilliams	G 35:54	6-9	3-5	2-5	1 4 5	2 11	17	2	1	2	0	-11
3	Mya Davidson	16:00	2-2	0-0	0-0	2 2 2	3	4	0	2	0	1	0
2	Kaciyala Wallace	16:42	0-1	0-0	1-3	1 1 2	1 1	4	2	0	0	0	-7
30	Paige Craft	16:44	0-2	0-1	0-0	0 1 1	1 2	0	3	0	0	0	-3
22	Christyan Reid	05:14	1-2	0-0	1-4	0 0 0	2 3 3	0	1	0	1	0	3
Team							4	5	9	0	5		
Totals			23-46	9-21	5-16	10 22 32	18 23 60	17	24	6	3	2	-11

Technical Fouls: NONE

Shooting By Period			
1 st FG%	8-11	72.7%	
3PT%	5-6	83.3%	
FT%	0-0	0%	
2 nd FG%	4-15	26.7%	
3PT%	0-6	0.0%	
FT%	1-2	50%	
3 rd FG%	5-11	45.5%	
3PT%	1-5	20.0%	
FT%	2-5	40%	
4 th FG%	6-9	66.7%	
3PT%	3-4	75.0%	
FT%	2-9	22.2%	
GM FG%	23-46	50.0%	
3PT%	9-21	42.9%	
FT%	5-16	31.3%	

Dead Ball Rebounds: 5.0

	CIN	LWU	Points from	CIN	LWU	Period by Period Scoring					
Biggest lead	14 (4 th 5:44)	6 (1 st 4:31)	Turnovers	30	10		1st	2nd	3rd	4th	TOT
Best Scoring Run	10(4 th 5:44)	8(3 rd 2:04)	Paint	40	28	CIN	24	13	15	19	71
Lead Changes			Second Chance	17	12						
Times Tied	2		Fast Breaks	15	6						
Time with Lead	34:20	04:37	Bench	21	8	LWU	21	9	13	17	60

GAME 7

Nov. 26, 2022 | Daytona Beach, Fla. | Ocean Center

Nov. 26, 2022 | Daytona Beach, Fla. | Ocean Center



Official Basketball Box Score - Final
Cincinnati at Charlotte
 11/26/22 Ocean Center, Daytona Beach, Fla.
 Daytona Beach Invitational

Officials: Brian Garland, Kelly Johnson, Erica Herriman

Cincinnati - 58		Record: 4-3																		
NO.	Name	Min	FG M-A	3P M-A	FT M-A	Rebounds OR DR TOT	Fouls PF FD	TP AS	TO	ST	Blocks BS BA	+/-	Shooting By Period							
10	Jadyyn Scott	F 13:26	1-3	0-0	0-0	1 1 2	0	2	0	0	0	0	-7	1 st FG%	5-17	29.4%				
3	Jada Scott	G 14:54	1-2	0-0	0-0	0 0 0	2	1	2	0	0	0	-14	3PT%	0-1	0.0%				
4	Braylin Milton	G 28:24	4-7	1-1	1-2	1 2 3	0	2	10	2	1	0	-2	FT%	2-2	100.0%				
20	Jillian Hayes	G 33:42	5-17	0-0	2-4	2 5 7	3	12	5	2	2	2	3	2 nd FG%	8-15	53.3%				
23	Mya Jackson	G 32:52	5-13	0-3	1-1	0 3 3	3	1	11	2	5	1	0	3PT%	0-3	0.0%				
22	Malea Williams	16:55	2-7	0-2	0-0	4 4 8	2	1	4	1	2	0	-6	FT%	3-3	100.0%				
42	Clarissa Craig	21:43	4-6	0-0	2-2	2 0 2	2	2	10	0	1	1	2	3 rd FG%	5-13	38.5%				
1	Caitlyn Wilson	19:38	1-4	1-4	0-0	1 2 3	0	0	3	2	0	0	10	3PT%	0-3	0.0%				
34	A'riel Jackson	09:17	0-0	0-0	2-2	0 0 0	1	2	2	1	0	1	0	FT%	2-4	50.0%				
11	Taziah Jerks	09:29	1-2	0-0	0-0	1 2 3	1	1	2	0	1	0	4	4 th FG%	6-16	37.5%				
Team						4 2 6		0		0				3PT%	2-3	66.7%				
Totals			24-61	2-10	8-11	16 21 37	14 13 58	13	12	5	6	4	-1	FT%	1-2	50%				
													GM FG%			24-61	39.3%			
													3PT%			2-10	20.0%			
													FT%			8-11	72.7%			
Dead Ball Rebounds: 4																				
Technical Fouls: NONE																				

Charlotte - 59		Record: 4-2																
NO.	Name	Min	FG	3P	FT	Rebounds	Fouls	TP	AS	TO	ST	Blo	BS					
			M-A	M-A	M-A	OR	DR	TOT	P	F								
1	Mya McGraw	F 27:42	3-8	0-0	0-0	2	4	6	2	0	6	0	1					
31	Keanna Rembert	F 31:23	2-3	0-0	2-2	2	2	4	3	1	6	1	2					
10	Dazia Lawrence	G 35:29	7-15	1-2	6-8	2	3	5	1	8	21	2	2					
15	Jada McMillian	G 40:00	5-15	1-2	1-2	1	3	4	2	1	12	5	2					
20	Jacee Busick	G 29:51	3-6	1-4	1-2	1	3	4	3	1	8	1	2					
13	Tracey Hueston	12:18	0-3	0-0	1-2	3	1	4	1	2	1	0	0					
3	Tamia Davis	17:34	1-6	1-5	0-0	0	2	2	1	0	3	0	0					
0	Aylesha Wade	10:59	1-2	0-1	0-0	0	0	0	0	1	2	0	0					
23	Kameron Roach	01:15	0-0	0-0	0-0	0	0	0	0	0	0	0	0					
Team						3	2	5	0					2				
Totals						22-58	4-14	11-16	14	20	34	13	14	59	11	11	8	4

Technical Fouls

	CIN	CLT	Points from		CIN	CLT	Period by Period Scoring				
			Turnovers	8			13	1st	2nd	3rd	4th
Best Scoring Run	4 (4 th 3:46)	9 (1 st 3:32)	Paint	26	24	CIN	12	19	12	15	58
Lead Changes	4	8 (1 st 4:31)	Second Chance	14	14						
Times Tied	4		Fast Breaks	7	7	CLT	21	9	17	12	59
Time with Lead	03:02	31:52	Bench	21	6						

GAME 6

Nov. 25, 2022 | Daytona Beach, Fla. | Ocean Center

Nov. 25, 2022 | Daytona Beach, Fla. | Ocean Center



Official Basketball Box Score - Final
UT Arlington at Cincinnati
 11/25/22 Ocean Center, Daytona Beach, Fla.
 2022 Daytona Beach Invitational

Officials: Ashlee Goode, Kelly Johnson, Matthew Krenak

UT Arlington - 58			Record: 3-3																	
NO.	Name	Min	FG M-A	3P M-A	FT M-A	Rebounds OR DR TOT	Fouls PF FO	TS	AP	AS	TO	ST	Blocks BS BA	+/-	Shooting By Period					
4	Starr Jacobs	F 34:47	6-18	0-0	6-8	0 10 10	4 5	18	1	2	5	0	3	-7	1 st FG%	7-17	41.2%			
34	Shyla Smith	F 27:20	1-5	0-0	4	2 6 2	4 4	2	1	0	1	0	1	-11	3PT%	0-1	0.0%			
10	Jireh Washington	G 30:30	4-13	0-3	8-10	0 10 10	3 6	16	5	5	0	2	-11	FT%	5-9	55.6%				
24	De'Sha Benjamin	G 25:12	0-3	0-1	0	1 2 3	2 0	0	0	0	0	0	0	-2	2 nd FG%	2-15	13.3%			
32	Kayla White	G 33:01	7-13	1-4	2-5	1 2 3	3 5	17	0	4	2	1	0	-6	3PT%	0-4	0.0%			
1	Kamaria Gipson	T 23:34	1-4	0-0	0-0	2 2 4	4 0	2	1	1	0	0	1	-4	FT%	2-4	50.0%			
5	Nya Threatt	01:47	0-1	0-0	0-0	0 0 0	0 0	0	0	1	0	0	0	1	3 rd FG%	8-18	44.4%			
15	Taleyah Jones	15:55	0-3	0-1	1-2	0 0 0	1 2	1	0	0	3	0	0	-16	3PT%	1-2	50.0%			
21	Alexsyah Gondeau	08:13	1-1	0-0	0	1 0 1	0 0	2	1	0	0	0	0	-7	FT%	5-6	83.3%			
3	Jordyn Turner	01:49	0-0	0-0	0-0	0 1 1	1 0	0	0	1	0	0	0	-1	4 th FG%	3-12	25.0%			
2	Reniya Jones	08:52	0-1	0-0	0-0	1 0 1	1 0	0	0	2	0	0	0	-7	3PT%	0-3	0.0%			
Team						3 2 5	0 0							FT%			5-6	83.3%		
Totals			20-62			1-10	17-25	11 24 35	21 22	58	10	15	16	1	7	-14	GM FG%		20-62	32.3%
															3PT%			1-10	10.0%	
															FT%			17-25	68.0%	

Cincinnati - 72		Record: 4-2													Dead Ball Rebounds: 0-7					
NO.	Name	Min	FG M-A	3P M-A	FT M-A	Rebounds OR DR TOT	Fouls PF FO	TP	AS	TO	ST	Blocks BS BA	+/-	Shooting By Period						
10	Jadyn Scott	F 10:05	1-1	0-0	0-0	0	0	0	4	0	2	0	1	0	0	0	1 st FG%	7-18	38.9%	
3	Jada Scott	G 15:43	3-3	0-0	1-3	1	2	2	2	7	0	1	0	0	0	-3	3PT%	1-3	33.3%	
4	Braylyn Milton	G 31:53	2-9	0-2	0	3	3	6	3	3	4	6	3	0	0	14	FT%	4-8	50%	
20	Jillian Hayes	G 30:25	7-15	0-1	2-5	3	11	14	3	4	16	1	0	1	0	11	2 nd FG%	5-12	41.7%	
23	Mya Jackson	G 36:26	6-16	4-4	3-3	0	2	2	3	4	15	5	2	1	0	13	3PT%	0-3	0.0%	
1	Caillyn Wilson	13:23	1-2	1-2	0-0	1	1	0	0	3	1	2	0	0	0	2	3 rd FG%	9-15	60.0%	
22	Malea Williams	20:43	3-5	0-1	2-2	1	7	8	2	3	0	1	1	4	0	5	3PT%	0-1	0.0%	
34	Ariel Jackson	14:23	1-5	0-0	3-4	2	4	2	0	2	5	1	2	2	0	10	FT%	5-7	71.4%	
42	Clarissa Craig	25:19	3-5	0-0	6-8	2	3	5	3	2	12	0	1	3	2	0	4 th FG%	6-16	37.5%	
11	Taziah Jenks	01:40	0-0	0-0	0-0	0	0	0	2	0	0	1	0	0	0	3	3PT%	0-3	0.0%	
Team						3	1	4		0		0					FT%	2-2	100%	
Totals			27-61	1-10	17-25	15	31	46	22	20	72	12	23	10	7	1	14	GM FG%	27-61	44.3%
																	3PT%	1-10	10.0%	
																	FT%	17-25	68.0%	

Technical Fouls: NONE

Dead Ball Rebounds: 2-2	
-------------------------	--

	UTA	CIN	Points from	UTA	CIN	Period by Period Scoring					
Biggest lead	7 (1 st 7:21)	14 (4 th 0:3)	Turnovers	18	19	1st	2nd	3rd	4th	TOT	
Best Scoring Run	7 (3 rd 5:17)	8 (3 rd 0:41)	Paint	36	44	UTA	19	6	22	11	58
Lead Changes	5	3	Second Chance	5	14	CIN	19	16	23	14	72
Times Tied	2		Fast Breaks	11	13						
Time with Lead	08:16	30:01	Bench	5	28						

GAME 8

Dec. 1, 2022 | Greensboro, N.C. | Corbett Sports Center

Dec. 1, 2022 | Greensboro, N.C. | Corbett Sports Center



Official Basketball Box Score - Final
Cincinnati at N.C. A&T
 12/01/22 Corbett Sports Center, Greensboro, N.C.
 2022-23 Women's Basketball

Game Time: 6:00 PM
Game Duration: 1:56

Officials:

Cincinnati - 78			Record: 5-3																		
NO.	Name	Min	FG M-A	3P M-A	FT M-A	Rebounds OR DR TOT	Fouls PF FO	TP	AS	TO	ST	Blocks BS BA	+/-	Shooting By Period							
11	Taziah Jenks	F 14:12	2-5	1-2	1-2	0	0	0	1	2	6	0	2	2	0	0	-4	1 st FG% 7-18	38.9%		
42	Clarissa Craig	C 15:08	0-0	0-0	0	0	1	1	5	0	1	1	0	0	0	6	3PT% 2-5	40.0%			
4	Braylyn Milton	G 32:21	4-7	1-3	2-2	0	2	2	4	11	3	2	1	0	0	12	FT% 5-6	83.3%			
20	Jillian Hayes	G 35:34	6-7	0-0	4-8	5	4	9	2	7	16	3	5	2	3	0	9	2 nd FG% 8-8	100.0%		
34	Maya Jackson	G 37:30	5-11	1-4	5-6	1	4	5	1	4	16	6	1	2	0	1	11	3PT% 2-2	100.0%		
13	Jadyn Scott	06:36	1-1	0-0	0-0	0	1	1	2	0	2	1	1	0	0	0	-4	FT% 1-3	33.3%		
22	Malea Williams	15:30	4-8	1-3	2-4	1	2	3	2	22	11	0	0	0	0	9	3 rd FG% 7-14	50.0%			
1	Caitylyn Wilson	23:54	3-7	3-6	0-0	0	0	0	0	3	9	2	2	1	0	1	-4	FT% 1-3	33.3%		
34	Ariel Jackson	12:07	2-4	0-0	3-4	0	0	0	0	3	7	0	2	0	1	0	0	FT% 3-7	42.9%		
3	Jada Scott	07:08	0-2	0-0	0-0	0	1	1	1	0	0	0	0	0	1	-10	4 th FG% 5-12	41.7%			
Team						3	4	7	0	0	0	0	0	0	0	1		3PT% 2-8	25.0%		
Totals			27-52	7-18	17-26	10	19	29	22	18	78	16	17	9	4	3	5		FT% 8-10	80%	
																		GM FG% 27-52		51.9%	
																		3PT% 7-18		38.9%	
																		FT% 17-26		65.4%	
																		Dead Ball Rebounds: 6-0			
																		Technical Fouls: NONE			

N.C. A&T - 73		Record: 4-3												
NO. Name	Min	FG M-A	3P M-A	FT M-A	Rebounds OR DR TOT	Fouls PF FD	TP	AS	TO	ST	Bloc ss			
0 Laila Acox	F 18:58	1-1	1-1	0-0	0	1	1	4	0	3	1	0		
20 Talia Davis	F 13:30	0-1	0-1	0-0	1	1	2	2	2	0	0	2		
40 Jazmin Harris	C 28:33	8-13	0-0	0-0	3	2	3	2	3	19	2	1		
21 Jordyn Dorsey	G 35:19	9-15	1-3	2-2	0	3	3	2	2	21	2	4		
22 Nyah Willis	G 37:37	3-6	0-1	1-1	2	4	6	1	5	7	3	3		
24 Maleia Bracone	33:44	3-10	2-8	3-4	0	2	2	5	5	11	4	5		
33 Chanilya Clark	11:27	2-4	0-0	4-7	0	2	2	1	4	8	1	2		
2 Tallyia Council	12:59	1-3	0-0	2-2	0	2	2	1	4	0	3	0		
32 Keona Curtis	07:53	0-2	0-1	0-0	0	0	0	0	0	1	1	0		
Team					5	2	7		0	1				
Totals		27-55	4-15	15-19	10	18	28	18	22	73	16	21	9	

Technical Fouls

	UC	NCAT	Points from Turnovers	UC	NCAT	Period by Period Scoring
Biggest lead	10 (3 rd 4:27)	6 (2 nd 4:41)	26	19		1st2nd3rd4thT
Best Scoring Run	8(1 st 7:40)	10(1 st 1:33)	Paint	24	36	UC
Lead Changes	8		Second Chance	10	10	21
Times Tied	6		Fast Breaks	9	7	19
Time with Lead	25:13	08:49	Bench	29	23	NCAT

2022-23 CINCINNATI WOMEN'S BASKETBALL

GAME
9

CINCINNATI 58, UIC 66

Dec. 4, 2022 | Cincinnati, Ohio | Fifth Third Arena

Official Basketball Box Score - Final
UIC at Cincinnati
12/04/22 Fifth Third Arena, Cincinnati
2022-23 Women's BasketballGame Time: 3:00 PM
Game Duration: 2:00

Officials:

UIC - 66

Record: 8-1

NO.	Name	Min	FG M-A	3P M-A	FT M-A	Rebounds OR DR TOT	Fouls PF FD	TP	AS	TO	ST	Blocks BS BA	+/-
34	Josie Flier	F 24:54	4-8	2-3	1-2	3 4 7	4 1 1	11	1	2	1	3 1	5
0	Keona Schenck	G 25:38	0-1	0-1	2-2	0 0 0	0 2 2	2	0	0	0	0 0	10
1	Kristian Young	G 35:05	3-7	1-2	2-4	1 1 2	0 4 9	7	2	0	0	0 0	4
3	Sara Zabrecky	G 28:27	2-5	1-4	2-2	0 1 1	0 3 7	1	1	1	0	0 0	-1
4	Jaida McCloud	G 28:33	6-11	1-2	0-0	1 5 6	4 1 13	1	2	1	0	1 6	
5	Ky Dempsey-Toney	25:20	7-11	0-0	3-4	1 4 5	1 3 17	1	3	1	3	3 0	8
12	Tiana Jackson	14:22	0-1	0-0	1-2	0 0 0	0 1 1	1	1	2	0	0 0	-2
15	Lindsey Rogers	01:13	0-1	0-0	0-0	0 0 0	0 0 0	0	0	0	0	0 0	-3
25	Danyel Middleton	16:28	2-4	0-0	2-2	0 2 2	3 1 6	0	0	0	1 0	1 13	
Team						4 3 7				0	2		
Totals			24-49	5-12	13-18	10 20 30	12 16 66	12	14	4	6 3	8	

Technical Fouls: NONE

Shooting By Period	
1 st FG%	5-12 41.7%
3PT%	0-4 0.0%
FT%	5-8 62.5%
2 nd FG%	3-12 25.0%
3PT%	2-4 50.0%
FT%	0-0 0%
3 rd FG%	8-12 66.7%
3PT%	1-1 100.0%
FT%	1-2 50%
4 th FG%	8-13 61.5%
3PT%	2-3 66.7%
FT%	7-8 87.5%
GM FG%	24-49 49.0%
3PT%	5-12 41.7%
FT%	13-18 72.2%

Dead Ball Rebounds: 4, 0

GAME
10

CINCINNATI 35, XAVIER 48

Dec. 9, 2022 | Cincinnati, Ohio | Cintas Center

Official Basketball Box Score - Final
Cincinnati at Xavier
12/09/22 Cintas Center, Cincinnati
2022-23 Women's BasketballGame Time: 7:00 PM
Game Duration: 1:57
Attendance: 3,162

Officials: Joseph Vasziy, Fatou Cissoko-Stephens, Bruce Morris

Cincinnati - 35

Record: 5-5

NO.	Name	Min	FG M-A	3P M-A	FT M-A	Rebounds OR DR TOT	Fouls PF FD	TP	AS	TO	ST	Blocks BS BA	+/-
42	Clarissa Craig	C 16:35	0-3	0-0	0-0	4 2 6	2 1 0	0	0	0	0	1 1	-10
3	Jada Scott	G 21:38	1-6	0-0	2-2	2 6 8	2 1 4	0	1	0	0	2 1	-5
4	Braylyn Milton	G 23:22	0-1	0-0	0-2	0 2 2	1 1 0	2	0	1	0	0 0	-6
20	Jillian Hayes	G 33:41	5-15	0-0	8-10	4 7 11	4 8 18	0	7	5	3 3	-12	
23	Mya Jackson	G 33:49	0-13	0-4	0-0	2 2 4	0 3 0	3	2	2	0 0	-5	
10	Jadyn Scott	22:49	1-4	0-0	3-4	0 4 4	3 3 5	2	2	2	0 1	-7	
11	Taziah Jenks	14:02	1-4	1-2	0-2	0 3 3	0 1 3	0	2	0	0 0	-4	
22	Malea Williams	13:09	2-3	0-0	0-0	0 3 3	1 0 4	0	1	1	0 0	-3	
1	Caityn Wilson	11:20	0-5	0-4	0-0	0 0 0	3 0 0	0	0	1	0 0	-7	
33	Sofia Gritzali	01:25	0-0	0-0	0 1 1	0 0 0	0 0 0	0	1	0	0 0	-3	
34	Ariel Jackson	05:42	0-1	0-0	1-2	0 0 0	2 1 1	0	1	0	0 0	-4	
0	Dais'Ja Trotter	02:28	0-1	0-0	0-0	0 0 0	1 0 0	0	0	1	0 0	-2	
Team						0 1 1				0	0		
Totals			10-56	1-11	14-22	12 31 43	19 19 35	7	18	13	6 6	-13	

Technical Fouls: NONE

Shooting By Period	
1 st FG%	3-17 17.6%
3PT%	0-3 0.0%
FT%	4-4 100%
2 nd FG%	3-14 21.4%
3PT%	0-2 0.0%
FT%	1-2 50%
3 rd FG%	0-9 0.0%
3PT%	0-1 0.0%
FT%	5-8 62.5%
4 th FG%	4-16 25.0%
3PT%	1-5 20.0%
FT%	4-8 50%
GM FG%	10-56 17.9%
3PT%	1-11 9.1%
FT%	14-22 63.6%

Dead Ball Rebounds: 5, 0

Cincinnati - 58

Record: 5-4

NO.	Name	Min	FG M-A	3P M-A	FT M-A	Rebounds OR DR TOT	Fouls PF FD	TP	AS	TO	ST	Blocks BS BA	+/-
11	Taziah Jenks	F 17:18	0-3	0-0	0-2	3 1 4	1 1 0	2	2	0	0	1 1	-5
42	Clarissa Craig	C 24:13	5-9	0-1	1-1	3 7 10	2 3 11	0	3	0	2	0 0	-2
4	Braylyn Milton	G 32:56	2-5	1-3	2-2	0 0 0	1 2 7	0	1	1	0	0 0	10
20	Jillian Hayes	G 31:15	9-16	0-0	2-3	2 4 6	5 2 20	5	2	1	0 2	-6	
23	Mya Jackson	G 35:34	4-9	1-2	2-2	1 0 1	2 1 11	4	2	2	0 2	0	
1	Caityn Wilson	20:37	1-5	1-4	0-0	1 1 2	1 1 3	1	0	0	0 0	-13	
22	Malea Williams	15:29	1-6	0-4	2-4	5 0 5	2 2 4	0	0	1	0 1	-11	
34	Ariel Jackson	08:42	1-5	0-1	0-0	0 0 0	0 0 2	0	1	0	0 0	-9	
3	Jada Scott	04:30	0-0	0-0	0 0 1	1 0 0	0 0 0	0	0	1	0 0	-2	
0	Dais'Ja Trotter	03:39	0-1	0-0	0 0 1	1 0 0	0 0 0	0	0	0	0 0	5	
10	Jadyn Scott	05:47	0-1	0-0	0-0	0 0 0	1 0 0	0	0	0	0 0	3	
Team						3 1 4				0	1		
Totals			23-60	3-15	9-14	18 16 34	17 12 58	12	14	4	3 6	-8	

Technical Fouls: Bench 1st 10:00

Shooting By Period	
1 st FG%	4-17 23.5%
3PT%	0-3 0.0%
FT%	0-2 0%
2 nd FG%	8-14 57.1%
3PT%	2-4 50.0%
FT%	4-6 66.7%
3 rd FG%	5-11 45.5%
3PT%	0-3 0.0%
FT%	4-5 80%
4 th FG%	6-18 33.3%
3PT%	1-5 20.0%
FT%	1-1 100%
GM FG%	23-60 38.3%
3PT%	3-15 20.0%
FT%	9-14 64.3%

Dead Ball Rebounds: 4, 0

Xavier - 48

Record: 7-3

NO.	Name	Min	FG M-A	3P M-A	FT M-A	Rebounds OR DR TOT	Fouls PF FD	TP	AS	TO	ST	Blocks BS BA	+/-
4	Nila Blackford	F 21:18	2-4	0-0	0-2	0 5 5	0 4 4	0	3	2	3 0	8	
0	Shelby Calhoun	G 31:44	3-11	0-0	2-4	3 8 11	3 5 8	6	5	2	0 0	10	
10	Fernanda Ovalle	G 34:12	4-10	1-2	0-1	1 7 8	2 2 9	2	2	1	0 1	13	
12	Kaysia Woods	G 25:43	2-9	1-4	0-0	0 0 0	2 0 2	5	0	1	3 0	2	
15	Mackayla Scarlett	G 33:24	1-11	1-5	0-0	2 5 7	3 0 3	3	1	0	0 2	11	
30	Courney Prenger	24:22	5-7	0-0	5-6	4 4 8	3 4 15	0	1	1	3 3	8	
23	Aanaya Harris	19:32	1-4	0-0	1-2	0 3 3	4 3 3	1	3	0	0 0	8	
20	Kaleigh Addie	09:45	0-0	0-0	1-2	0 0 0	2 1 1	0	4	0	0 0	0	
Team						2 3 5				0	0		
Totals			18-56	3-11	9-17	12 35 47	19 19 48	12	20	9	6 6	13	

Technical Fouls: NONE

Shooting By Period	
1 st FG%	6-16 37.5%
3PT%	1-3 33.3%
FT%	0-4 0%
2 nd FG%	4-10 40.0%
3PT%	1-2 50.0%
FT%	4-6 66.7%
3 rd FG%	5-19 26.3%
3PT%	1-4 25.0%
FT%	2-2 100%
4 th FG%	3-11 27.3%
3PT%	0-2 0.0%
FT%	3-5 60%
GM FG%	18-56 32.1%
3PT%	3-11 27.3%
FT%	9-17 52.9%

Dead Ball Rebounds: 3, 2

	UIC	CINCY
Biggest lead	8 (4 th 0:22)	9 (3 rd 8:41)
Best Scoring Run	10 (1 st 0:43)	10 (2 nd 3:46)
Lead Changes	12	
Times Tied	3	
Time with Lead	19:49	18:38

Points from	UIC	CINCY
Turnovers	12	13
Paint	36	30
Second Chance	14	15
Fast Breaks	4	5
Bench	24	9

Period by Period Scoring	1st	2nd	3rd	4th	TOT
UIC	15	8	18	25	66
CINCY	8	22	14	14	58

GAME
11

CINCINNATI 77, OHIO 44

Dec. 16, 2022 | Athens, Ohio | Convocation Center

Official Basketball Box Score - Final
Cincinnati at Ohio
12/13/22 Convocation Center, Athens
2022-23 Women's BasketballGame Time: 7:00 PM
Game Duration: 1:55
Attendance: 350

Officials: Cameron Inouye, Michael McConnell, Angie Enlund

Cincinnati - 77

Record: 6-5

NO.	Name	Min	FG M-A	3P M-A	FT M-A	Rebounds OR DR TOT	Fouls PF FD	TP	AS	TO	ST	Blocks BS BA	+/-
42	Clarissa Craig	C 16:28	2-3	0-0	3-6	4 1 5	1 4 7	0	0	2	0	0	10
3	Jada Scott	G 11:42	0-0	0-0	0-0	0 2 2	0 0 0	0	1	0	0	0	10
4	Braylyn Milton	G 23:00	3-4	2-2	4-5	0 1 1	2 2 12	2	3	0	0	0	19
20	Jillian Hayes	G 29:55	2-9	0-0	6-10	4 4 8	1 9 10	2	5	3	3	1	18
23	Mya Jackson	G 23:47	3-6	1-2	0-0	0 0 0	2 2 7	1	5	2	0	0	15
10	Jadyn Scott	15:08	3-3	0-0	0-0	1 2 3	2 0 6	2	0	1	1	0	18
11	Taziah Jenks	12:16	2-3	1-2	0-0	1 0 1	2 0 5	1	1	1	0	0	7
22	Malea Williams	22:33	1-6	1-1	0-0	4 6 10	2 1 3	4	4	2	0	1	22
1	Caityn Wilson	18:01	4-6	4-5	0-0	1 1 2	0 0 12	1	1	0	0	1	17
0	Dais'Ja Trotter	12:17	4-6	3-5	2-2	0 1 1	0 1 13	1	1	0	0	0	19
33	Sofia Gritzali	07:42	1-1	0-0	0-0	1 0 1	0 0 2	0	1	2	0	0	10
34	Ariel Jackson	03:49	0-0	0-0	0-2	0 0 0	0 1 0	0	0	1	0	0	-4
5	Lojain Elifatairy	03:22	0-3	0-3	0-0	0 0 0	1 0 0	0	0	0	0	0	4
Team						2 8 10				0	0		
Totals			25-50	12-20	15-25	18 26 44	13 20	77	15	24	11	3 3	33

2022-23 CINCINNATI WOMEN'S BASKETBALL

GAME
13

CINCINNATI 52, NORTHERN KENTUCKY 72

Dec. 21, 2022 | Highland Heights, Kentucky | Truist Arena

Official Basketball Box Score - Final
Cincinnati at Northern Ky.
12/21/22 Truist Arena, Highland Heights
2022-23 Women's BasketballGame Time: 6:00 PM
Game Duration: 1:43
Attendance: 1,385

Officials: Zach Klein, Andrew Bills, Althea Buford

Cincinnati - 52

Record: 7-6

NO. Name	Min	FG M-A	3P M-A	FT M-A	Rebounds OR DR TOT	Fouls PF FD	TP	AS	TO	ST	Blocks BS BA	+/-
11 Taziah Jenks	F 08:12	0-3	0-1	0-0	2 1 3	1 0	0	1	1	0	0	-10
42 Clarissa Craig	C 26:56	3-4	0-0	2-2	1 4 5	3 1	8	0	0	0	0	-14
4 Braylyn Milton	G 27:09	1-10	0-4	0-2	0 2 2	3 1	2	1	1	4	0	-17
20 Jillian Hayes	G 30:05	7-15	0-0	2-3	1 7 8	4 5	16	2	5	0	1	-0
23 Mya Jackson	G 35:49	6-12	3-5	2-3	0 3 3	2 3	17	0	2	0	0	-17
22 Malea Williams	23:32	1-8	0-0	0	5 2 7	0 1	2	1	2	1	1	-15
1 Caitlyn Wilson	13:04	0-2	0-2	0-0	0 0 0	1 0	0	0	2	0	0	-7
34 Ariel Jackson	03:01	0-2	0-0	0-0	1 0 1	2 0	0	0	0	0	0	-6
10 Jadyan Scott	19:00	2-2	0-0	2-2	2 4 0	2 6	1	2	0	0	0	-2
33 Sofia Gritzali	10:26	0-1	0-0	1-2	1 1 2	0 1	1	1	1	0	0	1
0 Dais'Ja Trotter	02:46	0-0	0-0	0-0	0 1 1	0 0	0	1	1	0	0	-2
Team					3 1 4		0	1				
Totals		20-59	3-15	9-14	16 24 40	16 14	52	8	18	6	2	0

Technical Fouls: NONE

Shooting By Period

1st FG% 3-14 21.4%

3PT% 0-3 0.0%

FT% 0-0 0%

2nd FG% 3-12 25.0%

3PT% 0-2 0.0%

FT% 2-2 100%

3rd FG% 7-18 38.9%

3PT% 1-4 25.0%

FT% 3-4 75%

4th FG% 7-15 46.7%

3PT% 2-6 33.3%

FT% 4-8 50%

GM FG% 20-59 33.9%

3PT% 3-15 20.0%

FT% 9-14 64.3%

Dead Ball Rebounds: 3, 0

Northern Ky. - 72

Record: 7-4

NO. Name	Min	FG M-A	3P M-A	FT M-A	Rebounds OR DR TOT	Fouls PF FD	TP	AS	TO	ST	Blocks BS BA	+/-
30 Emmy Souder	F 30:21	6-8	0-0	2-2	5 1 6	0 3	14	1	1	1	0	28
2 Ivy Turner	G 31:35	4-8	1-2	6-8	4 1 5	1 5	15	5	0	2	0	20
3 Kallee Davis	G 32:44	6-12	3-5	0-0	0 5 5	4 0	15	5	3	2	0	17
5 Lindsey Duval	G 34:40	5-15	1-6	0-0	2 10 12	1 2	11	3	3	4	0	23
11 Khamari Mitchell-Steen	G 24:09	3-4	0-0	2-3	0 1 1	2 5	8	1	0	0	0	14
21 Tayah Irvin	08:26	0-2	0-0	0-0	0 2 2	2 0	0	0	1	0	0	6
14 Kennedy Igo	17:40	3-7	3-5	0-0	0 1 1	0 9	0	1	0	0	1	10
35 Trinity Thompson	13:08	0-1	0-0	0-2	1 2 3	2 1	0	0	1	2	0	2
31 Whitney Hay	02:59	0-2	0-1	0-0	0 0 0	1 0	0	0	0	0	0	-8
1 Allison Basye	01:26	0-0	0-0	0-0	0 0 0	0 0	0	0	0	0	0	-4
4 Paige Hodgson	01:26	0-1	0-0	0-0	0 1 1	0 0	0	0	0	0	0	-4
33 Ellie Taylor	01:26	0-0	0-0	0-0	0 0 0	1 0	0	0	0	0	0	-4
Team					0 1 1		0	1				
Totals		27-60	8-19	10-15	12 25 37	14 16	72	15	11	11	0	2

Technical Fouls: NONE

Shooting By Period

1st FG% 6-17 35.3%

3PT% 2-5 40.0%

FT% 4-8 50%

2nd FG% 6-14 42.9%

3PT% 3-5 60.0%

FT% 2-2 100%

3rd FG% 8-14 57.1%

3PT% 2-5 40.0%

FT% 2-3 66.7%

4th FG% 7-15 46.7%

3PT% 1-4 25.0%

FT% 2-2 100%

GM FG% 27-60 45.0%

3PT% 8-19 42.1%

FT% 10-15 66.7%

Dead Ball Rebounds: 2, 0

	CIN	NKU
Biggest lead	0 (1 st 10:00)	29 (4 th 6:02)
Best Scoring Run	7 (4 th 9:43)	12 (1 st 5:55)
Lead Changes	0	
Times Tied	0	
Time with Lead	00:00	39:45

Points from	CIN	NKU
Turnovers	12	28
Paint	26	34
Second Chance	8	10
Fast Breaks	8	11
Bench	9	9

Period by Period Scoring	1st	2nd	3rd	4th	TOT
CIN	6	8	18	20	52
NKU	18	17	20	17	72

GAME
14

CINCINNATI 49, WICHITA STATE 61

Dec. 30, 2022 | Wichita, Kansas | Charles Koch Arena

Official Basketball Box Score - Final
Cincinnati at Wichita St.
12/30/22 Charles Koch Arena, Wichita, Kan.
2022-23 Women's BasketballGame Time: 6:00 PM
Game Duration: 1:52
Attendance: 1,430

Officials: Ed Sidiasky, Angelica Suffren, Krystle Apellari

Cincinnati - 49

Record: 7-7 (0-1)

NO. Name	Min	FG M-A	3P M-A	FT M-A	Rebounds OR DR TOT	Fouls PF FD	TP	AS	TO	ST	Blocks BS BA	+/-
42 Clarissa Craig	C 11:49	0-1	0-0	0-0	2 0 2	1 0	0	0	0	0	0	-9
4 Braylyn Milton	G 30:26	1-9	1-4	1-2	1 2 3	2 2	4	5	3	1	1	-13
20 Jillian Hayes	G 30:19	1-8	0-2	3-3	1 6 7	4 3	5	1	2	1	2	-9
23 Mya Jackson	G 37:01	3-10	2-5	0-0	3 4 7	1 0	8	3	0	0	0	-13
34 Ariel Jackson	G 17:02	0-2	0-0	0-0	2 4 6	3 3	0	0	2	2	1	-8
10 Jadyan Scott	15:03	4-7	0-0	2-2	2 1 3	5 1	10	0	0	1	0	-7
22 Malea Williams	26:00	5-9	1-2	0-0	0 4 4	0 0	11	2	2	0	7	0
1 Caitlyn Wilson	15:10	3-9	2-7	0-0	0 1 1	1 0	8	1	1	1	0	0
3 Jada Scott	05:14	0-1	0-0	0-0	0 1 1	0 1	0	0	0	0	0	-3
11 Taziah Jenks	09:38	1-2	1-1	0-0	0 0 0	0 0	3	1	1	1	1	-3
0 Dais'Ja Trotter	02:18	0-1	0-1	0-0	0 0 0	2 0	0	0	0	0	0	0
Team					0 0 0		0	1				
Totals		18-59	7-22	6-7	11 23 34	19 10	49	13	15	7	14	3

Technical Fouls: NONE

Shooting By Period

1st FG% 6-16 37.5%

3PT% 2-5 40.0%

FT% 1-2 50%

2nd FG% 3-15 20.0%

3PT% 1-6 16.7%

FT% 0-0 0%

3rd FG% 4-15 26.7%

3PT% 2-6 33.3%

FT% 0-0 0%

4th FG% 5-13 38.5%

3PT% 2-5 40.0%

FT% 5-5 100%

GM FG% 18-59 30.5%

3PT% 7-22 31.8%

FT% 6-7 85.7%

Dead Ball Rebounds: 4, 2

Wichita St. - 61

Record: 11-3 (1-0)

NO. Name	Min	FG M-A	3P M-A	FT M-A	Rebounds OR DR TOT	Fouls PF FD	TP	AS	TO	ST	Blocks BS BA	+/-
24 Trajatta Colbert	F 33:55	9-16	0-0	6-9	4 4 8	3 7	24	1	1	2	1	19
35 Jane Asinde	F 31:39	2-7	0-0	4-6	6 9 15	2 6	8	2	5	4	0	2
1 DJ McCarty	G 30:50	6-13	0-0	3-5	1 1 2	3 15	5	4	4	0	3	17
10 Curlessia Dean	G 18:14	0-7	0-1	0-0	1 1 2	0 0	1	1	0	2	3	0
20 Shamanyah Duncan	G 32:54	2-7	2-3	2-2	0 2 2	2 1	8	2	1	0	2	10
3 Ornelia Niankan	19:32	0-0	0-0	1-2	0 4 4	0 1	1	1	0	0	0	1
4 Nhug Bosch Duran	11:56	0-1	0-0	0-0	1 1 2	0 0	0	3	0	0	1	-6
45 Jeniah Thompson	18:22	1-3	0-0	0-0	1 2 3	0 0	2	1	0	0	0	8
23 Daniela Abies	02:38	1-1	0-0	1-2	0 2 2	0 1	3	0	0	0	0	0
Team					0 0 0		0	1				
Totals		21-55	2-4	17-26	14 26 40	10 19	61	13	16	11	3	14

Technical Fouls: NONE

Shooting By Period

1st FG% 7-14 50.0%

3PT% 1-2 50.0%

FT% 0-0 0%

2nd FG% 4-13 30.8%

3PT% 0-0 0%

FT% 3-6 50%

3rd FG% 4-19 21.1%

3PT% 0-1 0.0%

FT% 3-7 42.9%

4th FG% 6-9 66.7%

3PT% 1-1 100.0%

FT% 11-13 84.6%

GM FG% 21-55 38.2%

3PT% 2-4 50.0%

FT% 17-26 65.4%

Dead Ball Rebounds: 4, 1

	CIN	WSU
Biggest lead	2 (1 st 1:57)	16 (4 th 1:27)
Best Scoring Run	7 (4 th 3:54)	11 (3 rd 4:48)
Lead Changes	10	8
Times Tied	4	
Time with Lead	02:57	29:52

Points from	CIN	WSU
Turnovers	6	15
Paint	18	34
Second Chance	10	8
Fast Breaks	3	9
Bench	32	6

Period by Period Scoring	1st	2nd	3rd	4th	TOT
CIN	15	7	10	17	49
WSU	15	11	11	24	61

GAME
15

CINCINNATI 73, TEMPLE 77

Jan. 7, 2023 | Cincinnati, Ohio | Fifth Third Arena

Official Basketball Box Score - Final
Temple at Cincinnati
01/07/23 Fifth Third Arena, Cincinnati
2022-23 Women's BasketballGame Time: 2:00 PM
Game Duration: 2:01
Attendance: 784

Officials: Bryan Brunette, John Capolino, Alexis Perez

Temple - 77

Record: 7-8 (2-1)

NO. Name	Min	FG		3P		FT		Rebounds			Fouls		TP	AS	TO	ST	Blocks		+/-
		M-A	M-A	M-A	M-A	OR	DR	TOT	PF	FD	BS	BA							
11 Caranda Perea	F 11:16	0-1	0-0	0-0	0	3	3	2	1	0	0	1	0	1	0	1	0	8	
1 Jasha Clinton	G 32:57	11-21	1-2	5-7	0	2	2	3	5	28	6	3	1	1	5	11	1	5	
2 Aleah Nelson	G 37:23	8-11	4-6	0-0	0	3	3	0	3	20	3	0	1	0	0	0	0	2	
13 Kourtney Wilson	G 01:25	0-1	0-1	0-0	0	0	0	0	0	0	0	0	0	0	0	0	0	-4	
22 Tarrionna Gary	G 15:06	2-6	1-3	0-0	1	2	3	4	0	5	2	1	0	0	0	0	0	-1	
25 Denise Solis	14:52	3-5	0-0	0-0	1	2	3	3	0	6	1	1	1	1	1	0	0	0	
14 Ines Piper	24:29	2-3	0-0	0-0	5	0	5	5	4	0	3	1	1	3	0	5	0	0	
5 Tiarra East	27:54	3-10	1-1	3-3	4	6	10	2	5	10	4	2	0	0	0	1	-1	0	
10 Anya Gouridine	11:34	0-4	0-0	0-0	0	2	2	1	0	0	1	3	0	0	0	1	-3	0	
42 Brittny Garner	23:04	2-6	0-0	0-0	2	3	5	3	2	4	0	2	0	0	4	2	3	0	
Team					3	1	4					0							
Totals					31-68	7-13	8-10	16	24	40	22	16	20	14	4	10	9	4	
Technical Fouls: 4 th 0:21																			

2022-23 CINCINNATI WOMEN'S BASKETBALL

GAME
17

CINCINNATI 58, MEMPHIS 78

Jan. 14, 2023 | Cincinnati, Ohio | Fifth Third Arena

Official Basketball Box Score - Final
Memphis at Cincinnati
01/14/23 Fifth Third Arena, Cincinnati
2022-23 Women's Basketball

Officials: Norma Jones, Fatou Clissoko-Stephens, Teresa Stuck

Memphis - 78

Record: 10-8 (2-3)

NO.	Name	Min	FG M-A	3P M-A	FT M-A	Rebounds OR DR TOT	Fouls PF FD	TP	AS	TO	ST	Blocks BS BA	+/-
1	Hannah Riddick	F 33:25	4-9	0-0	2-3	4 6 10	3 3	10	1	2	1	0 3	19
34	Destiny Thomas	C 23:12	4-4	0-0	1-3	3 4 7	3 3	9	0	4	1 1	0 7	
2	Madison Jeffers	G 35:46	7-12	2-5	3-4	0 2 2	0 3	19	3	4	1 0	0 23	
5	Emari Jefferson	G 17:10	2-3	0-0	4-4	1 1 2	4 3	8	1	2	1 0	0 1	
23	Jamirah Shutes	G 29:52	5-10	1-4	11-14	0 4 4	2 10	22	1	4	2 0	0 17	
11	Tanyuel Welch	11:38	1-3	1-2	0-0	0 0 0	0 0	3	1	0	3 1	0 6	
53	Lanetta Williams	16:54	0-2	0-0	1-2	0 1 1	3 1	1	0	2	2 1	0 15	
0	Destynee Jackson	25:34	3-6	0-2	0-0	1 1 2	2 0	6	1	1	0 1	0 13	
35	Alyyah Green	02:46	0-0	0-0	0 0 0	1 0 0	1 0	0	0	0 1	0 0	0 0	
20	Jada Wright	03:43	0-0	0-0	0 0 0	2 2 2	1 0	0	0	1 0	1 0	-1	
Team						1 2 3				0	2		
Totals			26-49	4-13	22-30	10 23 33	19 23	78	8	22	12	5 3	20

Technical Fouls:NONE

Game Time: 2:00 PM
Game Duration: 2:08
Attendance: 833Official Basketball Box Score - Final
Cincinnati at East Carolina
01/18/23 Minges Coliseum, Greenville
2022-23 Women's Basketball

Officials: Denise Brooks, Jeffrey Smith, John Capolino

Cincinnati - 53

Record: 7-11 (0-5)

NO.	Name	Min	FG M-A	3P M-A	FT M-A	Rebounds OR DR TOT	Fouls PF FD	TP	AS	TO	ST	Blocks BS BA	+/-
42	Clarissa Craig	C 10:50	0-1	0-0	0-0	1 1 2	2 1	0	0	1	1	0 0	-11
20	Jillian Hayes	G 36:34	6-13	0-0	3-3	4 4 8	0 6	15	4	1	1	0 1	-8
23	Mya Jackson	G 10:17	1-2	1-2	0-0	1 1 2	0 1	3	2	1	0 0	1 2	
33	Sofia Griztali	G 05:35	0-1	0-0	0-0	0 1 1	0 0	0	0	3	0 0	0 -10	
34	Ariel Jackson	G 09:32	1-2	0-0	0-0	0 1 1	2 1	2	1	4	0 0	0 -3	
4	Braylyn Milton	30:05	0-5	0-3	0-0	0 2 2	2 1	0	8	7	1 1	2 9	
11	Taziah Jenks	08:46	1-3	0-2	0-0	1 1 2	1 0	2	0	0	0 0	1 6	
22	Malea Williams	22:34	3-3	0-0	2-2	3 3 6	3 2	8	0	6	0 0	0 4	
10	Jadyn Scott	20:27	4-5	0-0	4-4	1 1 2	3 3	12	0	4	1 1	0 9	
3	Jada Scott	19:28	0-1	0-0	0 0 0	2 2 2	1 1	0	0	3	0 0	1 -3	
0	Dais'Ja Trotter	20:53	4-11	3-9	0-0	1 0 1	3 1	11	1	2	0 0	1 -7	
5	Lojain Elfatary	01:52	0-0	0-0	0-0	0 0 0	0 0	0	0	0 0	0 0	0 0	
Team			02:37	0-0	0-0	0 0 0	0 0	0	0	0 0	0 0	-10	
Totals			20-47	4-16	9-9	14 19 33	17 16	53	16	33	4 2	7 -8	

Dead Ball Rebounds: 4, 0

Technical Fouls:NONE

Cincinnati - 58

Record: 7-10 (0-4)

NO.	Name	Min	FG M-A	3P M-A	FT M-A	Rebounds OR DR TOT	Fouls PF FD	TP	AS	TO	ST	Blocks BS BA	+/-
42	Clarissa Craig	C 25:49	4-7	0-0	3-3	1 0 1	2 4	11	0	2	0 1	1 -8	
20	Jillian Hayes	G 36:34	4-13	0-1	2-5	3 5 8	2 6	10	2	6	0 2	2 -22	
23	Mya Jackson	G 35:25	8-15	2-5	0-0	0 1 1	2 0	18	3	3	1 0	0 -16	
33	Sofia Griztali	G 26:57	1-6	0-0	3-5	1 3 4	2 5	5	1	1	1 0	1 -11	
34	Ariel Jackson	G 10:41	3-6	0-0	0-0	1 0 1	4 0	6	2	3	0 0	1 0	
4	Braylyn Milton	12:00	1-1	0-0	2-2	0 0 0	0 1	4	2	1	0 0	0 -14	
0	Dais'Ja Trotter	05:34	0-1	0-1	0-0	0 3 3	2 0	0	0	3	0 0	0 -6	
22	Malea Williams	07:15	0-0	0-0	2-2	0 3 3	2 1	2	0	1	1 0	0 3	
10	Jadyn Scott	10:41	0-1	0-0	0-0	0 1 1	4 0	0	0	0	0 0	0 -4	
1	Caitylyn Wilson	06:41	0-1	0-1	0-0	0 0 0	0 2	0	0	0	0 0	0 -6	
3	Jada Scott	17:40	1-3	0-0	0-0	0 1 1	1 0	2	0	2	1 0	0 -11	
11	Taziah Jenks	02:47	0-0	0-0	0-0	0 0 0	1 0	0	0	0	0 0	0 -2	
5	Lojain Elfatary	01:56	0-0	0-0	0-0	0 0 0	1 0	0	0	1 0	0 0	-3	
Team						3 0 3				0	1		
Totals			22-55	2-8	12-17	9 17 26	23 19	58	10	24	4 3	5 -20	

Technical Fouls:NONE

NO.	Name	Min	FG M-A	3P M-A	FT M-A	Rebounds OR DR TOT	Fouls PF FD	TP	AS	TO	ST	Blocks BS BA	+/-
1st FG%	5-13	38.5%											
3PT%	1-2	50.0%											
FT%	3-3	100%											
2nd FG%	6-13	46.2%											
3PT%	0-1	0.0%											
FT%	2-3	66.7%											
3rd FG%	4-14	28.6%											
3PT%	0-2	0.0%											
FT%	4-6	66.7%											
4th FG%	7-15	46.7%											
3PT%	1-3	33.3%											
FT%	3-5	60%											
GM FG%	22-55	40.0%											
3PT%	2-8	25.0%											
FT%	12-17	70.6%											

Dead Ball Rebounds: 6, 0

East Carolina - 61

Record: 13-6 (4-2)

NO.	Name	Min	FG M-A	3P M-A	FT M-A	Rebounds OR DR TOT	Fouls PF FD	TP	AS	TO	ST	Blocks BS BA	+/-
12	Morgan Moseley	F 30:31	0-2	0-1	4-6	2 2 4	3 6	4	2	3	3	1 0	8
23	Amiya Joyner	F 30:39	8-13	0-0	2-7	6 4 10	3 6	18	3	6	1 1	0 0	17
1	Micha Dennis	G 36:09	5-9	2-4	0-0	1 1 2	1 1	12	3	1	1 0	0 12	
5	Jayla Hearp	G 06:17	1-2	0-1	0-0	0 0 0	0 2	2	0	0	0 0	0 0	
22	Danae McNeal	G 40:00	8-19	0-2	2-2	0 2 2	1 1	18	2	2	6 3	1 8	
4	Synia Johnson	28:36	2-6	0-1	3-4	0 0 0	2 2	7	1	1	1 0	0 9	
14	Bobbi Smith	08:56	0-1	0-0	0-0	0 1 1	2 0	0	0	1	0 1	0 -11	
33	Tiara Chambers	03:10	0-0	0-0	0-0	1 0 1	0 0	0	0	1	0 0	0 0	
0	Alexsia Rose	04:03	0-2	0-0	0-0	0 0 0	0 0	0	1	0	0 0	1 -2	
24	Kimora Jenkins	05:07	0-2	0-1	0-0	1 0 1	1 0	0	0	0	0 0	0 -1	
0	Iyecce Adams	05:04	0-0	0-0	0-0	0 0 0	1 0	0	2	0	1 1	0 4	
31	Brittany Franklin	01:28	0-0	0-0	0-0	0 0 0	0 1	0	0	1	0 0	0 0	
Team						2 1 3				0	0		
Totals			24-56	2-10	11-19	13 11 24	16 17	61	14	16	13	7 2	8

Technical Fouls:NONE

Dead Ball Rebounds: 5, 1

	MEM	CIN
Biggest lead	24 (4 th 1:38)	2 (1 st 9:36)
Best Scoring Run	9(4 th 6:07)	8(3 rd 9:50)
Lead Changes		
Times Tied	1	
Time with Lead	37:55	00:22

Points from	MEM	CIN
Turnovers	33	10
Paint	34	36
Second Chance	14	10
Fast Breaks	8	4
Bench	10	8

Period by Period Scoring					
	1st	2nd	3rd	4th	TOT
MEM	20	10	23	25	78
CIN	14	14	12	18	58

	CINCY	ECU
Biggest lead	8 (1 st 2:00)	9 (4 th 5:20)
Best Scoring Run	13 (1 st 2:00)	11 (2 nd 6:08)
Lead Changes	8	
Times Tied	8	
Time with Lead	16:22	19:21

Points from	CINCY	ECU
Turnovers	7	30
Paint	22	34
Second Chance	9	16
Fast Breaks	2	16
Bench	33	7

Period by Period Scoring					
	1st	2nd	3rd	4th	TOT
CINCY	18	10	13	12	53
ECU	11	13	19	18	61

GAME
19

CINCINNATI 39, HOUSTON 63

Jan. 25, 2023 | Cincinnati, Ohio | Fifth Third Arena

Official Basketball Box Score - Final
Houston at Cincinnati
01/25/23 Fifth Third Arena, Cincinnati
2022-23 Women's Basketball

Officials: Denise Brooks, Karen Presto, David Rafalski

Houston - 63

Record: 7-13 (4-3)

NO.	Name	Min	FG M-A	3P M-A	FT M-A	Rebounds OR DR TOT	Fouls PF FD	TP	AS	TO	ST	Blocks BS BA	+/-
1	Bria Patterson	F 32:01	6-12	1-4	0-1	1 1 2	4 3	13	1	1	2	0 25	
30	Tatyana Hill	F 24:00	4-7	0-0	2-4	4 10 14	4 6	10	2	2	2	1 19	
34	Kamryn Jones	F 27:33	1-2	0-0	2-4	0 7 7	2 2	4	1	3	0	1 0	9
10	Britney Onyeje	G 33:04	3-9	1-5	3-4	2 1 3	1 2	10	2	1	2	3 24	
14	Laila Blair	G 30:02	5-9	2-5	5-5	1 2 3	3 5	17	2	5	2	0 27	
2	Tiara Young	23:06	2-10	0-0	4-4	1 2 3	2 2	8	1	2	2	1 2	5
33	Logyn McNeil	13:41	0-0	0-0	0-0	1 1 2	1 0	0	0	0	0	0 0	9
11	Ash'a Thompson	11:20	0-0	0-0	1-2	0 0 0	1 2	1	0	1	1	0 0	10
22	Avalon Miller	02:19	0-0	0-0	0-0	0 0 0	0 0	0	0	0	0	0 0	-4
32	Amari Conn	02:54	0-0	0-0	0-0	0 0 0	0 0	0	0	0	0	0 0	-4
Team						0 0 0	0	0	1				
Totals			21-49	4-14	17-24	10 24 34	17 22	63	9	16	11	6 4	24

2022-23 CINCINNATI WOMEN'S BASKETBALL

GAME
21

CINCINNATI 50, TULSA 64

Feb. 1, 2023 | Tulsa, Okla. | Donald W. Reynolds Center

Official Basketball Box Score - Final
Cincinnati at Tulsa
02/01/23 Donald W Reynolds Center, Tulsa, Okla.
2022-23 Women's BasketballGame Time: 6:30 PM
Game Duration: 1:47
Attendance: 984Official Basketball Box Score - Final
Cincinnati at Tulsa
02/04/23 Avron B. Fogelman Arena in Devlin Fieldhouse, New Orleans
2022-23 Women's BasketballGame Time: 2:00 PM
Game Duration: 1:57
Attendance: 584

Cincinnati - 50

Record: 7-14 (0-8)

NO. Name	Min	FG M-A	3P M-A	FT M-A	Rebounds OR DR TOT	Fouls PF FD	TP	AS	TO	ST	Blocks BS BA	+/-
11 Taziah Jenks	F 15:50	2-9	0-2	0-2	1 3 4	1 1	4	0	0	0	0	-6
42 Clarissa Craig	C 30:15	3-3	0-0	0-0	2 4 6	2 0	6	0	3	0	0	-13
20 Jillian Hayes	G 34:27	4-10	0-1	3-4	3 8 11	5 3	11	2	3	0	1	-7
23 Mya Jackson	G 36:49	3-9	2-5	2-2	1 3 4	1 2	10	5	2	2	0	-8
34 Ariel Jackson	G 23:22	2-8	1-2	2-2	0 1 1	3 1	7	1	5	0	4	-9
4 Braylin Milton	26:51	1-7	0-1	0-0	0 0 0	2 0	2	2	2	0	1	-9
22 Malea Williams	21:05	3-5	1-1	0-0	0 5 5	1 0	7	0	1	0	1	-13
33 Sofia Gritzali	06:59	0-2	0-0	0-0	0 0 0	1 0	0	0	0	1	0	-6
0 Dais'Ja Trotter	04:22	1-2	1-2	0-0	0 1 1	0 0	3	0	1	0	0	-8
Team					2 1 3		0	0				
Totals		19-55	5-14	7-10	9 26 35	16 7	50	10	17	8	1 6	-14

Technical Fouls:NONE

Shooting By Period		
1st FG%	8-17	47.1%
3PT%	2-4	50.0%
FT%	2-2	100%
2nd FG%	3-13	23.1%
3PT%	1-3	33.3%
FT%	0-0	0%
3rd FG%	6-15	40.0%
3PT%	0-2	0.0%
FT%	1-2	50%
4th FG%	2-10	20.0%
3PT%	2-5	40.0%
FT%	4-6	66.7%
GM FG%	19-55	34.5%
3PT%	5-14	35.7%
FT%	7-10	70.0%

Dead Ball Rebounds: 2, 0

Tulsa - 64

Record: 16-6 (6-3)

NO. Name	Min	FG M-A	3P M-A	FT M-A	Rebounds OR DR TOT	Fouls PF FD	TP	AS	TO	ST	Blocks BS BA	+/-
2 Temira Poindexter	F 32:23	8-13	2-5	4-4	0 5 5	2 4	22	1	4	2	1 1	11
20 Katelyn Levings	F 08:02	1-2	0-1	0-0	1 0 1	0 1	2	0	0	0	0	4
0 Katia Gallegos	G 28:15	1-7	0-3	0-0	0 3 3	1 5	2	3	1	1	0	0
5 Delanie Crawford	G 31:45	5-10	2-4	1-2	1 3 4	1 3	13	2	2	1	2	10
10 Maya Mayberry	G 31:13	1-11	0-5	0-0	1 2 3	1 1	2	2	0	0	0	7
21 Hadley Periman	29:41	2-5	1-2	2-2	2 6 8	1 1	7	3	3	1	2	0
1 Cam Matthews	09:11	1-1	0-0	0-0	0 0 0	1 0	2	0	0	0	0	7
4 Lexie Foutch	09:27	0-0	0-0	0-0	2 2 2	0 0	0	1	1	0	1	6
30 Caroline Lyles	16:17	4-5	3-4	3-3	0 5 5	1 0	14	0	2	2	0	11
24 Chloe Williams	03:46	0-0	0-0	0-0	0 1 1	0 0	0	0	0	0	0	1
Team					1 1 2		0	2				
Totals		23-54	8-24	10-11	6 28 34	7 16	64	12	15	9	6 1	14

Technical Fouls:NONE

Shooting By Period		
1st FG%	8-16	50.0%
3PT%	2-8	25.0%
FT%	4-8	50.0%
2nd FG%	7-14	50.0%
3PT%	3-5	60.0%
FT%	3-3	100%
3rd FG%	6-17	35.3%
3PT%	3-10	30.0%
FT%	0-0	0%
4th FG%	4-7	57.1%
3PT%	0-1	0.0%
FT%	5-6	83.3%
GM FG%	23-54	42.6%
3PT%	8-24	33.3%
FT%	10-11	90.9%

Dead Ball Rebounds: 0, 0

	CIN	TLS
Biggest lead	7 (1 st 3:10)	17 (4 th 3:53)
Best Scoring Run	7 (1 st 7:26)	7 (2 nd 6:21)
Lead Changes	2	
Times Tied	0	
Time with Lead	11:14	28:15

Points from	CIN	TLS
Turnovers	4	12
Paint	28	26
Second Chance	3	9
Fast Breaks	4	5
Bench	12	23

Period by Period Scoring	
1st	20
2nd	7
3rd	13
4th	50
TOT	50

Period by Period Scoring	
1st	16
2nd	20
3rd	15
4th	64
TOT	64

GAME
22

CINCINNATI 53, TULANE 50

Feb. 4, 2023 | New Orleans, La. | Avron B. Fogelman Arena in Devlin Fieldhouse

Official Basketball Box Score - Final
Cincinnati at Tulane
02/04/23 Avron B. Fogelman Arena in Devlin Fieldhouse, New Orleans
2022-23 Women's Basketball

Officials: Joseph Vaszy, Meadow Overstreet, Alexis Perez

Cincinnati - 53

Record: 8-14 (1-8)

NO. Name	Min	FG M-A	3P M-A	FT M-A	Rebounds OR DR TOT	Fouls PF FD	TP	AS	TO	ST	Blocks BS BA	+/-
11 Taziah Jenks	F 08:34	0-1	0-0	0-0	0 0 0	0 0	0	1	0	1	0	-10
42 Clarissa Craig	C 29:42	1-5	0-0	4-4	2 4 6	3 3	6	0	3	1	1	-3
20 Jillian Hayes	G 31:02	3-10	0-0	2-2	1 5 6	4 1	8	1	2	1	1	-3
23 Mya Jackson	G 30:51	4-10	1-1	0-0	0 3 3	0 0	9	1	1	4	0	1
34 Ariel Jackson	G 26:41	3-7	0-1	0-2	1 2 3	3 1	6	3	3	1	0	4
4 Braylin Milton	21:20	0-3	0-0	0-0	1 3 4	1 0	0	3	1	0	0	1
1 Caitlyn Wilson	28:00	6-12	6-12	0-0	2 2 3	3 1	18	2	2	1	0	16
10 Jadyin Scott	13:07	2-3	0-0	0-0	2 0 2	1 1	4	1	1	1	0	10
22 Malea Williams	07:06	0-2	0-0	2-2	0 1 1	2 1	2	0	0	0	0	2
3 Jada Scott	03:37	0-1	0-0	0-0	0 0 0	0 0	0	0	0	0	0	-7
Team					4 3 7		0	1				
Totals		19-54	7-14	8-10	11 23 34	17 8	53	12	14	10	3 7	3

Technical Fouls:NONE

Shooting By Period		
1st FG%	4-15	26.7%
3PT%	0-3	0.0%
FT%	0-0	0%
2nd FG%	6-13	46.2%
3PT%	1-3	33.3%
FT%	2-2	100%
3rd FG%	6-12	50.0%
3PT%	5-6	83.3%
FT%	4-4	100%
4th FG%	3-14	21.4%
3PT%	1-2	50.0%
FT%	2-4	50%
GM FG%	19-54	35.2%
3PT%	7-14	50.0%
FT%	8-10	80.0%

Dead Ball Rebounds: 1, 0

Tulane - 50

Record: 13-10 (3-7)

NO. Name	Min	FG M-A	3P M-A	FT M-A	Rebounds OR DR TOT	Fouls PF FD	TP	AS	TO	ST	Blocks BS BA	+/-
15 Anjah Grant	F 31:18	2-6	0-0	0-0	5 8 13	2 5	4	1	3	1	2	1
0 Kyrren Whittington	G 32:09	3-7	2-4	4-4	1 4 5	1 3	12	2	5	0	0	3
3 Marta Galic	G 28:03	2-10	1-8	2-3	1 5 6	1 1	7	2	0	3	1	0
11 Rachel Hakes	G 40:00	2-3	0-1	2-4	0 0 0	2 1	6	4	2	0	2	-3
14 Dynnah Jones	G 33:52	5-15	0-2	4-6	2 3 5	0 4	14	1	3	2	0	1
2 Kierra Middleton	05:32	0-4	0-2	0-0	0 0 0	0 0	0	0	0	0	0	-5
12 Kahia Wamsley	20:24	2-4	1-2	0-0	0 3 3	0 0	5	0	1	1	1	0
21 Irina Parau	08:42	0-1	0-0	2-2	0 0 0	3 3	2	0	2	0	1	0
Team					3 2 5		0	1				
Totals		16-50	4-19	14-19	12 25 37	9 17	50	10	17	7	7 3	-3

Technical Fouls:Grant 3rd6:15

Shooting By Period		
1st FG%	4-12	33.3%
3PT%	1-5	20.0%
FT%	4-7	57.1%
2nd FG%	3-12	25.0%
3PT%	1-6	16.7%
FT%	6-6	100%
3rd FG%	4-12	33.3%
3PT%	2-8	25.0%
FT%	0-0	0%
4th FG%	5-14	35.7%
3PT%	0-0	0.0%
FT%	4-6	66.7%
GM FG%	16-50	32.0%
3PT%	4-19	21.1%
FT%	14-19	73.7%

Dead Ball Rebounds: 4, 0

	CIN	TLN
Biggest lead	11 (3 rd 4:34)	12 (2 nd 7:24)
Best Scoring Run	15 (3 rd 5:35)	8 (2 nd 7:24)
Lead Changes	2	
Times Tied	2	
Time with Lead	20:06	18:17

Points from	CIN	TLN
Turnovers	13	14
Paint	18	22
Second Chance	11	8
Fast Breaks	13	4
Bench	24	7

Period by Period Scoring	
1st	13
2nd	14
3rd	15
4th	53
TOT	53

Period by Period Scoring	
1st	8
2nd	13
3rd	10
4th	50
TOT	50

GAME
23

CINCINNATI 57, UCF 60

Feb. 8, 2023 | Cincinnati, Ohio | Fifth Third Arena

Official Basketball Box Score - Final
Central Florida at Cincinnati
02/08/23 Fifth Third Arena, Cincinnati
2022-23 Women's BasketballGame Time: 7:00 PM
Game Duration: 2:09
Attendance: 627Official Basketball Box Score - Final
Cincinnati at Temple
02/11/23 The Liacouras Center, Philadelphia
Temple vs CincinnatiGame Time: 2:00 PM
Game Duration: 2:07
Attendance: 1,948

Central Florida - 60

Record: 11-10 (2-7)

NO. Name	Min	FG M-A	3P M-A	FT M-A	Rebounds OR DR TOT	Fouls PF FD	TP	AS	TO	ST	Blocks BS BA	+/-
15 Taylor Gibson	F 19:33	0-3	0-0	1-2	1 1 2	5 1	1	1	0	1	0	0
20 Bryana Hardy	F 07:20	0-1	0-0	0-2	0 0 0	0 0	1	0	1	1	0	-10
10 Mya Burns	G 06:05	0-0	0-0	0-0	0 3 3	1 0	0	2	1	0	0	0
12 Rachel Ranke	G 24:09	4-8	4-6	4-4	2 1 3	1 2	16	0	2	1	0	12
22 Sierra Godbolt	G 34:08	3-6	0-0	4-6	0 2 2	1 6	10	6	3	3	0	1
0 Lailla Jewett	29:21	4-10	1-2	1-2	0 2 2	2 2	10	1	2	0	0	-6
4 Kiera Brown	23:31	2-5	0-0	4-5	1 2 3	4 3	8	0	1	2	0	1
23 Anzhane' Hutton	20:41	1-3	0-1	2-2	0 4 4	0 3	4	0	2	2	1	0
33 Destiny Thomas	25:43	2-5	0-0	7-10	1 3 4	3 6	11	0	3	1	3	7
42 Ashton Verhulst	09:03	0-1	0-1	0-0	1 0 1	1 0	0	0	1	0	0	0
24 Ashley Foster	00:26	0-0	0-0	0-0	0 0 0	2 0	0	0	1	0	0	-4
Team					2 6 8		0	1				
Totals		16-42	5-10	23-33	8 24 32	20 24	60	8	19	12	4 5	3

Technical Fouls:NONE

Shooting By Period		
1st FG%	2-9	22.2%
3PT%	2-3	66.7%
FT%	4-8	50%
2nd FG%	5-12	41.7%
3PT%	0-1	0.0%
FT%	5-7	71.4%
3rd FG%	4-9	44.4%
3PT%	0-1	0.0%
FT%	8-10	80%
4th FG%	5-12	41.7%
3PT%	3-5	60.0%
FT%	6-8	75%
GM FG%	16-42	38.1%
3PT%	5-10	50.0%
FT%	23-33	69.7%

Dead Ball Rebounds: 6, 1

Cincinnati - 57

Record: 8-15 (1-9)

NO. Name	Min	FG M-A	3P M-A	FT M-A	Rebounds OR DR TOT	Fouls PF FD	TP	AS	TO	ST	Blocks BS BA	+/-
----------	-----	-----------	-----------	-----------	-----------------------	----------------	----	----	----	----	-----------------	-----

2022-23 CINCINNATI WOMEN'S BASKETBALL

GAME
25

CINCINNATI 57, EAST CAROLINA 68

Feb. 15, 2023 | Cincinnati, Ohio | Fifth Third Arena

Official Basketball Box Score - Final
East Carolina at Cincinnati
02/15/23 Fifth Third Arena, Cincinnati
2022-23 Women's Basketball

Officials: Cameron Inouye, Talisa Green, Kryste Apellaniz

East Carolina - 68

Record: 18-8 (9-4)

NO.	Name	Min	FG M-A	3P M-A	FT M-A	Rebounds OR DR TOT	Fouls PF FD	TP	AS	TO	ST	Blocks BS BA	+/-
12	Morgan Moseley	F 16:33	2-3	0-0	0-0	0 2 2	2 1	4	0	0	0	0 1	-5
23	Amiya Joyner	F 30:38	1-9	0-0	8-10	6 9 15	0 7	10	1	3	2	1 3	
1	Micah Dennis	G 32:44	3-8	1-3	2-2	0 3 3	2 3	9	5	3	1	0 0	8
4	Synia Johnson	G 30:48	2-6	0-0	0-2	1 3 4	1 2	4	1	0	2	0 0	8
22	Danae McNeal	G 30:28	12-22	4-6	2-3	0 1 1	1 2	30	2	1	2	0 0	8
14	Bobbi Smith	16:07	1-5	0-3	0-0	0 2 2	4	1	2	1	0	0 0	5
5	Jayla Hearp	10:47	2-6	0-0	0-2	1 1 2	4 2	4	1	3	1	0 0	1
24	Kimora Jenkins	08:12	0-3	0-0	1-2	0 1 1	0 1	1	0	0	0	0 0	5
0	Alexsia Rose	07:01	0-0	0-0	0-0	1 1 1	1 2	0	3	0	3	0 0	3
20	Iyce Adams	16:42	2-3	0-0	0-0	4 1 5	2 0	4	0	0	1	2 1	19
Team						4 0 4				0	0		
Totals			25-65	5-12	13-23	16 24 40	17 21	68	14	10	13	4 3	11

Technical Fouls: NONE

Shooting By Period	
1st FG%	8-16 50.0%
3PT%	2-3 66.7%
FT%	0-0 0%
2nd FG%	2-18 11.1%
3PT%	0-2 0.0%
FT%	2-2 100%
3rd FG%	7-18 38.9%
3PT%	1-4 25.0%
FT%	3-11 27.3%
4th FG%	8-13 61.5%
3PT%	2-3 66.7%
FT%	8-10 80%
GM FG%	25-65 38.5%
3PT%	5-12 41.7%
FT%	13-23 56.5%

Dead Ball Rebounds: 5, 0

GAME
26

CINCINNATI 54, TULANE 65

Feb. 18, 2023 | Cincinnati, Ohio | Fifth Third Arena

Official Basketball Box Score - Final
Tulane at Cincinnati
02/18/23 Fifth Third Arena, Cincinnati
2022-23 Women's Basketball

Officials: Denise Brooks, Tori Patillo, Trevor Inouye

Tulane - 65

Record: 16-11 (6-8)

NO.	Name	Min	FG M-A	3P M-A	FT M-A	Rebounds OR DR TOT	Fouls PF FD	TP	AS	TO	ST	Blocks BS BA	+/-
21	Inira Parau	F 33:09	2-5	0-0	1-2	3 6 9	4 4	5	1	0	0	0 0	10
0	Kyren Whittington	G 27:01	1-6	0-2	2-4	1 4 5	1 3	4	1	4	0	1 0	5
3	Marta Galic	G 27:03	3-10	2-5	0-0	1 4 5	1 3	8	0	2	0	1 0	4
11	Rachel Hakes	G 20:27	0-1	0-1	7-8	0 2 2	4 5	7	5	2	0	0 0	8
14	Dynah Jones	G 35:17	7-17	1-3	4-6	1 3 4	2 6	19	2	2	0	0 1	14
12	Kahia Warmlesley	10:47	1-1	0-0	0-0	0 2 2	1 0	2	3	1	0	0 0	9
2	Kierra Middleton	19:13	3-9	3-7	0-0	0 4 4	1 0	9	0	0	1	0 0	3
15	Anjah Grant	19:00	4-6	0-0	1-3	3 6 6	4 2	9	1	0	0	0 0	2
23	Amira Mabry	08:03	1-1	0-0	0-0	1 0 1	2 0	2	0	0	0	0 0	0
Team						1 3 4				0	1		
Totals			22-56	6-18	15-23	11 31 42	20 23	65	13	12	1	2 1	11

Technical Fouls: NONE

Shooting By Period	
1st FG%	7-15 46.7%
3PT%	2-5 40.0%
FT%	1-1 100%
2nd FG%	4-18 22.2%
3PT%	1-5 20.0%
FT%	4-8 50.0%
3rd FG%	9-12 75.0%
3PT%	3-4 75.0%
FT%	3-4 75%
4th FG%	2-11 18.2%
3PT%	0-4 0.0%
FT%	7-10 70%
GM FG%	22-56 39.3%
3PT%	6-18 33.3%
FT%	15-23 65.2%

Dead Ball Rebounds: 4, 0

Cincinnati - 57

Record: 9-16 (2-10)

NO.	Name	Min	FG M-A	3P M-A	FT M-A	Rebounds OR DR TOT	Fouls PF FD	TP	AS	TO	ST	Blocks BS BA	+/-
42	Clarissa Craig	C 27:18	2-3	0-0	2-2	2 2 4	5 2	6	1	4	0	0 0	-5
1	Caitlyn Wilson	G 34:13	4-12	3-10	5-6	0 7 7	3 2	16	3	2	1	0 0	-6
20	Jillian Hayes	G 33:08	5-10	0-0	2 10 12	5 1	10	3	2	1	0	2 -6	
23	Mya Jackson	G 36:31	6-15	1-4	2-3	1 1 2	1 6	15	0	4	3	1 -2	-8
34	Ariel Jackson	G 30:32	2-6	0-2	0-1	1 2 3	2 1	4	5	2	0	1 0	-5
4	Braylyn Milton	04:40	0-0	0-0	0-0	0 0 0	0 1	0	0	0	0	0 0	-5
22	Malea Williams	13:25	1-4	0-0	2-4	0 2 2	3 2	4	0	2	0	1 0	-16
11	Taziah Jenks	03:31	0-0	0-0	0-0	0 2 2	0 0	0	0	1	0	0 0	-2
3	Jada Scott	04:31	0-1	0-0	0-0	0 1 1	2 0	0	0	2	0	0 0	1
33	Sofia Gritzali	07:30	0-0	0-0	0-0	1 0 1	0 0	0	0	0	0	0 0	-8
10	Jadyn Scott	04:41	0-1	0-0	2-2	1 0 1	0 2	2	0	0	0	0 0	5
Team						2 2 4				0	2		
Totals			20-54	4-16	13-18	10 29 39	21 17	57	12	21	5	3 4	-11

Technical Fouls: NONE

Shooting By Period	
1st FG%	5-11 45.5%
3PT%	2-5 40.0%
FT%	1-2 50%
2nd FG%	6-12 50%
3PT%	1-2 50.0%
FT%	4-6 66.7%
3rd FG%	5-13 38.5%
3PT%	1-4 25.0%
FT%	5-6 83.3%
4th FG%	4-8 22.2%
3PT%	0-5 0.0%
FT%	3-4 75%
GM FG%	20-54 37.0%
3PT%	4-16 25.0%
FT%	13-18 72.2%

Dead Ball Rebounds: 5, 0

Cincinnati - 54

Record: 9-17 (2-11)

NO.	Name	Min	FG M-A	3P M-A	FT M-A	Rebounds OR DR TOT	Fouls PF FD	TP	AS	TO	ST	Blocks BS BA	+/-
42	Clarissa Craig	C 14:37	2-3	0-0	1-2	2 0 2	4 3	5	0	3	0	0 0	-12
1	Caitlyn Wilson	G 32:41	2-11	2-8	2-2	0 0 2	2 8	1	1	0	0	0 1	-13
20	Jillian Hayes	G 33:12	3-12	0-0	2-5	6 9 15	2 8	8	0	1	2	0 0	-13
23	Mya Jackson	G 31:02	6-13	0-2	3-4	2 1 3	3 2	15	0	0	0	0 1	-15
34	Ariel Jackson	G 18:01	1-5	1-3	1-2	0 4 4	3 1	4	0	0	0	0 0	0
4	Braylyn Milton	20:39	3-7	0-0	1-3	1 2 3	5 3	7	1	0	3	0 0	-2
22	Malea Williams	15:51	1-6	0-3	0-0	2 2 4	2 0	2	2	0	1	0 0	6
10	Jadyn Scott	14:19	2-5	0-0	1-2	0 1 1	1 1	5	0	1	1	0 0	-2
11	Taziah Jenks	16:21	0-5	0-0	0-0	1 5 6	1 0	0	4	1	1	1 0	-3
3	Jada Scott	03:17	0-1	0-0	0-0	0 0 0	0 0	0	0	0	0	0 0	-1
Team						1 1 2				0	1		
Totals			20-68	3-16	11-20	17 25 42	23 20	54	8	8	8	1 2	-11

Technical Fouls: NONE

Shooting By Period	
1st FG%	6-19 31.6%
3PT%	0-4 0.0%
FT%	0-0 0%
2nd FG%	5-17 29.4%
3PT%	2-4 50.0%
FT%	4-9 44.4%
3rd FG%	5-15 33.3%
3PT%	0-2 0.0%
FT%	3-5 60%
4th FG%	4-17 23.5%
3PT%	1-6 16.7%
FT%	4-6 66.7%
GM FG%	20-68 29.4%
3PT%	3-16 18.8%
FT%	11-20 55.0%

Dead Ball Rebounds: 9, 2

GAME
27

CINCINNATI 53, MEMPHIS 64

Feb. 22, 2023 | Memphis, Tenn. | Elma Roane Fieldhouse

Official Basketball Box Score - Final
Cincinnati at Memphis
02/22/23 Elma Roane Fieldhouse, Memphis, Tenn.
2022-23 Women's Basketball

Officials: Karen Presto, Angelica Sultren, Carla Fountain

Cincinnati - 53

Record: 9-18 (2-12)

NO.	Name	Min	FG M-A	3P M-A	FT M-A	Rebounds OR DR TOT	Fouls PF FD	TP	AS	TO	ST	Blocks BS BA	+/-
11	Taziah Jenks	F 10:53	0-2	0-1	1-2	0 0 0	2 1	1	1	0	0	0 1	-8
42	Clarissa Craig	C 27:07	6-9	0-0	1-3	1 1 2	2 2	13	1	2	0	0 0	-16
1	Caitlyn Wilson	G 21:48	2-7	2-5	2-2	1 0 1	0 1	8	0	1	1	0 0	-9
20	Jillian Hayes	G 36:01	4-12	0-0	2-5	3 7 10	2 6	10	5	2	3	0 1	-10
23	Mya Jackson	G 26:52	2-6	1-1	0-0	0 2 2	1 2	5	2	4	0	1 1	-3
4	Braylyn Milton	11:49	0-1	0-0	0-0	1 0 1	5 0	0	0	1	1	0 0	-11
10	Jadyn Scott	10:44	0-0	0-0	0-0	1 1 2	1 0	0	2	0	0	0 0	5
22	Malea Williams	16:29	3-8	0-2	0-0	2 3 5	1 1	6	0	0	1	4 0	4
0	Dais'Ja Trotter	23:25	4-9	2-6	0-0	3 1 4	2 1	10	0	3	0	0 0	-9
3	Jada Scott	07:35	0-0	0-0	0-0	0 1 1	1 0	0	0	0	0	1 0	-1
33	Sofia Gritzali	07:17	0-1	0-0	0-0	0 1 1	0 0	2	1	0	0	0 0	3
Team						2 2 4				0	0		
Totals			21-55	5-15	6-12	14 19 33	17 14	53	13	14	6	6 3	-11

Technical Fouls: NONE

Shooting By Period	
1st FG%	2-11 18.2%
3PT%	1-3 33.3%
FT%	2-4 50%
2nd FG%	8-15 53.3%
3PT%	3-5 60.0%
FT%	1-2 50%
3rd FG%	9-18 50.0%
3PT%	1-3 33.3%
FT%	0-2 0%
4th FG%	2-11 18.2%
3PT%	0-4 0.0%
FT%	3-4 75%
GM FG%	21-55 38.2%
3PT%	5-15 33.3%
FT%	6-12 50.0%

Dead Ball Rebounds: 1, 0

GAME
28

CINCINNATI 54, UCF 64 (OT)

Feb. 25, 2023 | Orlando, Fla. | Addition Financial Arena

Official Basketball Box Score - Final
Cincinnati at UCF
02/25/23 Addition Financial Arena, Orlando
2022-23 Women's Basketball

Officials: Rod Creech, Ashlee Goode, Jules Gallen

Cincinnati - 54

Record: 9-19 (2-13)

NO.	Name		Min	FG	3P	FT	Rebounds		Fouls		TP	AS	TO	ST	Blocks		+/-																
				M	A	M	A	M	A	OR					DR	TOT		PF	FD	BS	BA												
10	Jadyn Scott	F	16:12	1-1	0-0	0-0	0	1	1	2	0	2	0	0	0	0	1																
1	Caitlyn Wilson	G	27:31	2-8	2-7	0-0	0	3	3	4	0	6	1	2	0	0	-9																
20	Jillian Hayes	G	30:03	7-14	0-0	2-2	0	3	3	4	2	16	4	1	2	0	0																
23	Mya Jackson	G	36:37	0-4	0-1	3-4	0	1	1	2	4	3	3	4	2	0	4																
34	Ariel Jackson	G	13:34	1-5	0-0	0-1	1	0	1	2	1	2	3	0	0	0	-2																
11	Taziah Jenks	H	11:33	0-5	0-0	0-0	4	1	5	0	0	0	0	0	0	1	-17																
4	Braylin Milton	F	26:51	2-7	0-2	0-0	0	2	2	3	0	4	2	2	0	0	-9																
22	Malea Williams	C	34:50	6-13	1-2	3-4	1	7	8	4	3	16	0	2	2	3	-11																
3	Jada Scott	H	11:40	0-1	0-0	0-0	0	0	0	2	0	0	0	1	3	0	-5																
0	Dais'Ja Trotter	F	15:14	1-7	1-4	2-3	1	3	4	2	1	5	1	2	0	0	2																
33	Sofia Gritzalis	F	00:55	0-0	0-0	0-0	0	0	0	0	0	0	0	0	0	0	-2																
Team																																	
				20-65		4-16		10-14		11		23		34		25		11		54		14		16		9		3		7		-10	

CINCINNATI RANKING SUMMARIES - AS OF FEB. 27

Statistic	National Rank	Conference Rank	Value	National Leader	Value	Conference Leader	Value
Assist/Turnover Ratio (350 ranked)	284	10	0.65	Villanova	1.65	Tulsa	1.04
Assists Per Game (350 ranked)	244	8	11.8	Iowa	21.0	Tulsa	15.7
Blocks Per Game (350 ranked)	29	1	4.5	South Carolina	9.0	Cincinnati	4.5
Field Goal Percentage (350 ranked)	291	9	37.3	Iowa	50.9	South Fla.	45.3
Field Goal Percentage Defense (350 ranked)	165	11	40.0	Norfolk St.	30.6	UCF	36.2
Fouls Per Game (350 ranked)	306	9	19.2	Delaware St.	11.5	Tulane	14.1
Free Throw Attempts Per Game (350 ranked)	106	5	18.21	LSU	25.29	East Carolina Memphis	22.00 22.00
Free Throw Percentage (350 ranked)	189	6	70.4	Lehigh	80.6	Wichita St.	75.0
Free Throws Made Per Game (350 ranked)	112	5	12.82	LSU	17.68	Wichita St.	15.00
Rebound Margin (350 ranked)	149	7	1.3	South Carolina	21.1	South Fla.	10.9
Rebounds (Defensive) Per Game (350 ranked)	273	9	23.5	Drake	32.3	South Fla.	28.4
Rebounds (Offensive) Per Game (350 ranked)	56	5	13.5	Troy	21.9	Memphis	16.3
Rebounds Per Game (349 ranked)	150	10	37.07	Troy	51.34	UCF	43.54
Scoring Defense (350 ranked)	154	9	63.3	Norfolk St.	49.1	East Carolina	56.2
Scoring Margin (349 ranked)	249	11	-3.1	South Carolina	31.0	South Fla.	11.9
Scoring Offense (350 ranked)	267	11	60.2	Iowa	87.5	South Fla.	71.2
Steals Per Game (350 ranked)	168	6	7.7	Niagara	15.6	Houston	13.6
Three Point Attempts Per Game (350 ranked)	315	9	14.5	FGCU	31.5	Tulsa	29.6
Three Point Percentage (350 ranked)	171	4	31.1	Gonzaga	41.9	South Fla.	35.4
Three Point Percentage Defense (350 ranked)	135	9	30.4	Fairleigh Dickinson	21.5	Houston	24.3
Three Pointers Per Game (350 ranked)	291	8	4.5	FGCU	11.8	Tulsa	9.9
Turnover Margin (350 ranked)	258	8	-1.64	Niagara	9.73	East Carolina	8.03
Turnovers Forced Per Game (350 ranked)	156	4	16.36	Niagara	29.04	East Carolina	24.83
Turnovers Per Game (350 ranked)	292	10	18.0	Colorado St.	8.9	Memphis	14.6
Winning Percentage (350 ranked)	288	11	32.1	South Carolina	100.0	South Fla.	83.3

Statistic	Player	National Rank	Conference Rank	Value	National Leader	Value	Conference Leader	Value
Assist/Turnover Ratio (250 ranked)					Molly Masciantonio, La Salle	4.71	Aerial Wilson, South Fla.	2.43
Assists (149 ranked)					Caitlin Clark, Iowa	237	Rachel Hakes, Tulane	137
Assists Per Game (249 ranked)					Caitlin Clark, Iowa	8.2	Rachel Hakes, Tulane	4.9
Blocks (140 ranked)	Malea Williams Jillian Hayes	49 102	1 5	43 36	Brooke Flowers, Saint Louis	121	Malea Williams, Cincinnati	43
Blocks Per Game (249 ranked)	Malea Williams Jillian Hayes	58 104	2 5	1.54 1.29	Brooke Flowers, Saint Louis	3.90	Destiny Thomas, UCF	1.64
Double Doubles (40 ranked)					Angel Reese, LSU	27	Dulcy Fankam Mendjiadeu, South Fla.	23
Field Goal Attempts (149 ranked)					Aneesah Morrow, DePaul	727	Danae McNeal, East Carolina	466
Field Goal Percentage (250 ranked)					Mya Berkman, Liberty	70.2	Dulcy Fankam Mendjiadeu, South Fla.	60.2
Field Goals (149 ranked)					Maddy Siegrist, Villanova	323	Dulcy Fankam Mendjiadeu, South Fla.	201
Free Throw Attempts (150 ranked)	Jillian Hayes	106	4	131	Angel Reese, LSU	271	Jamirah Shutes, Memphis	151
Free Throw Percentage (250 ranked)					Erin Houpt, Mercer	93.8	Rachel Hakes, Tulane	85.5
Free Throws (150 ranked)					Angel Reese, LSU	191	Jamirah Shutes, Memphis	110
Minutes Per Game (150 ranked)					Gabi Vidmar, Cal St. Fullerton	38.74	Aleah Nelson, Temple	37.42
Points (200 ranked)					Maddy Siegrist, Villanova	867	Danae McNeal, East Carolina	527
Points Per Game (249 ranked)					Maddy Siegrist, Villanova	28.9	Danae McNeal, East Carolina	18.2
Rebounds (147 ranked)	Jillian Hayes	69	5	243	Lauren Gustin, BYU	453	Dulcy Fankam Mendjiadeu, South Fla.	379
Rebounds (Defensive) Per Game (30 ranked)					Lauren Gustin, BYU	11.4	Dulcy Fankam Mendjiadeu, South Fla.	8.7
Rebounds (Offensive) Per Game (30 ranked)					Angel Reese, LSU	6.5	Destiny Thomas, UCF	5.0
Rebounds Per Game (250 ranked)	Jillian Hayes	68	5	8.7	Lauren Gustin, BYU	16.2	Dulcy Fankam Mendjiadeu, South Fla.	12.6
Steals (139 ranked)					Ny'Ceara Pryor, Sacred Heart	110	Danae McNeal, East Carolina	87
Steals Per Game (246 ranked)					Ny'Ceara Pryor, Sacred Heart	4.07	Danae McNeal, East Carolina	3.00
Three Point Attempts (147 ranked)					Sammie Puiasis, South Fla.	259	Sammie Puiasis, South Fla.	259
Three Point Percentage (159 ranked)					Brynna Maxwell, Gonzaga	50.0	Sammie Puiasis, South Fla.	39.0
Three Pointers (145 ranked)					Sammie Puiasis, South Fla.	101	Sammie Puiasis, South Fla.	101
Three Pointers Per Game (249 ranked)	Caitlyn Wilson	179	8	1.93	Abbey Hsu, Columbia	3.54	Sammie Puiasis, South Fla.	3.37
Triple Doubles (3 ranked)					Caitlin Clark, Iowa	3		

O | DAIS'JA TROTTER

Jr. | G | 5-9 | Louisville, Ky. | Seneca High School | Rend Lake College | Days - JUH (Rhymes with Asia) | Twitter: daisjalachelle | IG: daisjatrotter

SEASON STATISTICS

MIN	PPG	RPG	FG%	3FG%
7.3	2.8	1.6	36.0	35.1



2022-23: Converting on 13-37 for 35.1 percent from three this season ... Averaging 7.5 points and 4.0 rebounds in 19.3 minutes over the last two contests ... Added five points, four rebounds and an assist at UCF (2/25) ... Turned in 10 points and four rebounds in a career-high 23 minutes at Memphis (2/22) ... Scored eight points on 2-2 from the field, 1-1 from three and 3-3 from the free throw line vs. Temple (1/7) ... Recorded a career-high 13 points on 4-6 from the field and 3-5 from three at Ohio (12/13) ... Recorded six points on 2-3 from behind the arc and career-high six rebounds vs. Tennessee Tech (11/10) ... One of two transfers (Mya Jackson) and one of six players from within a 100-mile radius (Louisville, Ky.) on the roster.

2021-22 AT REND LAKE COLLEGE: Named the Great Rivers Athletic Conference and NJCAA Region XXIV Player of the Year ... Led the NJCAA in points per game, total points and field goals made, averaging 24.4 points per game ... Finished as the program's all-time leading scorer with 1,474 points, breaking a nearly four-decade record established in 1983 ... Named a Second-Team NJCAA All-American, in addition to earning All-Region and All-Conference honors ... Started 29 of 30 games, averaging 24.4 points, 10.3 rebounds, and 2.3 assists per game ... Helped lead the Warriors to a 23-7 record, 11-2 in the GRAC conference ... Tied her career-high 44 points twice, at Shawnee Community College and Olney Central College ... Her #10 Rend Lake jersey is on display at the Women's Basketball Hall of Fame Ring of Honor in Knoxville, Tenn.

2020-21 AT REND LAKE COLLEGE: Named a honorable mention NJCAA All-American ... Started all 18 games, recording 19.6 points, 9.7 rebounds and 1.4 assists per game ... Her team-high 19.6 points per game ranked 11th in the NJCAA.

2019-20 AT REND LAKE COLLEGE: Appeared in 26 games with 18 starts ... Averaged 15 points, 10.2 rebounds and 1.6 assists per game ... Minutes increased from 25.9 to 29.1 in conference games ... Recorded a collegiate career-high 44 points on 17-25 from the field at Kaskaskia College.

HIGH SCHOOL/PREP: 1,000-point scorer at Seneca High School, where she was coached by her mother Latasha Peterson ... Totaled 60 points on 25-33 from the field and 21 rebounds in win over Portland Christian ... Named All-Conference and All-Region in her junior season.

PERSONAL: Mother, Latasha, played for Kentucky ... Her brothers, Brandon played four seasons for William Penn College before signing in Australia and Barrye competed in track and field for two seasons at Campbellsville University ... Majoring in criminal justice.

Opponent	Date	GS	MIN	Total		3-Pointers		Free throws		Rebounds				PF	A	TO	BLK	STL	PTS	AVG
				FG-FGA	PCT	3FG-3FGA	PCT	FT-FTA	PCT	OFF	DEF	TOT	AVG							
at Louisville	11/07/2022		12:22	1-4	.250	1-3	.333	0-0	.000	0	2	2	2.0	2	0	1	0	0	3	3.0
Tennessee Tech	11/10/2022		17:09	2-4	.500	2-3	.667	0-0	.000	3	3	6	4.0	1	2	1	0	1	6	4.5
Radford	11/13/2022		12:34	0-2	.000	0-2	.000	1-2	.500	1	0	1	3.0	0	0	0	0	0	1	3.3
Toledo	11/16/2022		04:33	0-0	.000	0-0	.000	0-0	.000	1	0	1	2.5	0	0	0	0	0	0	2.5
at Lindenwood	11/21/2022		09:44	1-3	.333	1-2	.500	0-0	.000	0	1	1	2.2	1	0	0	0	0	3	2.6
UIC	12/04/2022		03:39	0-1	.000	0-0	.000	0-0	.000	0	1	1	2.0	0	0	0	0	0	0	2.2
at Xavier	12/09/2022		02:28	0-1	.000	0-1	.000	0-0	.000	0	0	0	1.7	1	0	1	0	1	0	1.9
at Ohio	12/13/2022		12:17	4-6	.667	3-5	.600	2-2	1.000	0	1	1	1.6	0	1	1	0	0	13	3.3
Southern Ind.	12/18/2022		03:49	1-2	.500	1-2	.500	0-0	.000	0	0	0	1.4	3	0	1	0	0	3	3.2
at Northern Ky.	12/21/2022		02:46	0-0	.000	0-0	.000	0-0	.000	0	1	1	1.4	0	1	1	0	0	0	2.9
at Wichita St.	12/30/2022		02:18	0-1	.000	0-1	.000	0-0	.000	0	0	0	1.3	2	0	0	0	0	0	2.6
Temple	01/07/2023		06:32	2-2	1.000	1-1	1.000	3-3	1.000	0	2	2	1.3	1	0	2	0	0	8	3.1
at SMU	01/10/2023		05:45	0-0	.000	0-0	.000	0-0	.000	0	2	2	1.4	1	0	3	0	0	0	2.8
Memphis	01/14/2023		05:34	0-1	.000	0-1	.000	0-0	.000	0	3	3	1.5	2	0	3	0	0	0	2.6
at East Carolina	01/18/2023		01:52	0-0	.000	0-0	.000	0-0	.000	0	0	0	1.4	0	0	0	0	0	0	2.5
Houston	01/25/2023		01:22	0-0	.000	0-0	.000	0-0	.000	0	0	0	1.3	1	0	1	0	0	0	2.3
Wichita St.	01/28/2023		06:07	1-4	.250	0-3	.000	2-2	1.000	2	2	4	1.5	1	0	0	0	0	4	2.4
at Tulsa	02/01/2023		04:22	1-2	.500	1-2	.500	0-0	.000	0	1	1	1.4	0	0	1	0	0	3	2.4
UCF	02/08/2023		00:05	0-1	.000	0-1	.000	0-0	.000	0	0	0	1.4	0	0	0	0	0	0	2.3
at Memphis	02/22/2023		23:25	4-9	.444	2-6	.333	0-0	.000	3	1	4	1.5	2	0	3	0	0	10	2.7
at UCF	02/25/2023		15:14	1-7	.143	1-4	.250	2-3	.667	1	3	4	1.6	2	1	2	0	0	5	2.8
Totals			0 153:57	18-50	.360	13-37	.351	10-12	.833	11	23	34	1.6	20	5	21	0	2	59	2.8

				Field Goals		3-Point		F-Throws		Rebounds										Scoring	
SEASON	TEAM	GP-GS	MIN/AVG	FG-FGA	FG%	3FG-3FGA	3FG%	FT-FTA	FT%	OFF	DEF	TOT	AVG	PF-FO	A	TO	BLK	STL	PTS	AVG	
2022-23	UC	21-0	154/7.3	18-50	.360	13-37	.351	10-12	.833	11	23	34	1.6	20-0	5	21	0	2	59	2.8	
TOTAL		21-0	154/7.3	18-50	.360	13-37	.351	10-12	.833	11	23	34	1.6	20-0	5	21	0	2	59	2.8	

MISCELLANEOUS STATISTICS

	SEASON	CAREER
Double-Double.....		
10+ Plus Points.....	2	2
20+ Plus Points.....		
5+ Rebounds.....	1	1
5+ Assists.....		
10+ Rebounds.....		
10+ Assists.....		
2+ Blocks.....		
2+ Steals.....		
Led Team in Points.....	1	1
Led Team in Rebounds.....		
Led Team in Assists.....		
Led Team in Blocks.....		
Led Team in Steals.....		

TROTTER'S HIGHS

POINTS	
Season.....	13 at Ohio, 12/13/22
Conference.....	10 at Memphis, 2/22/23
Career.....	13 at Ohio, 12/13/22

REBOUNDS	
Season.....	6 vs. Tennessee Tech, 11/10/22
Conference.....	4 (3x) last at UCF, 2/25/23
Career.....	6 vs. Tennessee Tech, 11/10/22

FG MADE	
Season.....	4 at Memphis, 2/22/23; at Ohio, 12/13/22
Conference.....	2 vs. Temple, 1/7/23
Career.....	4 at Memphis, 2/22/23; at Ohio, 12/13/22

FG ATTEMPTED	
Season.....	9 at Memphis, 2/22/23
Conference.....	9 at Memphis, 2/22/23
Career.....	9 at Memphis, 2/22/23

THREE POINT FG MADE	
Season.....	3 at Ohio, 12/13/22
Conference.....	2 at Memphis, 2/22/23
Career.....	3 at Ohio, 12/13/22

THREE POINT FG ATTEMPTED	
Season.....	6 at Memphis, 2/22/23
Conference.....	6 at Memphis, 2/22/23
Career.....	6 at Memphis, 2/22/23

FT MADE	
Season.....	3 vs. Temple, 1/7/23
Conference.....	3 vs. Temple, 1/7/23
Career.....	3 vs. Temple, 1/7/23

FT ATTEMPTED	
Season.....	3 at UCF, 2/25/23; vs. Temple, 1/7/23
Conference.....	3 at UCF, 2/25/23; vs. Temple, 1/7/23
Career.....	3 at UCF, 2/25/23; vs. Temple, 1/7/23

ASSISTS	
Season.....	2 vs. Tennessee Tech, 11/10/22
Conference.....	1 at UCF, 2/25/23
Career.....	2 vs. Tennessee Tech, 11/10/22

BLOCKS	
Season.....	
Conference.....	
Career.....	

STEALS	
Season.....	1 at Xavier, 12/9/22; vs. Tennessee Tech, 11/10/22
Conference.....	
Career.....	1 at Xavier, 12/9/22; vs. Tennessee Tech, 11/10/22

MINUTES	
Season.....	23 at Memphis, 2/22/23
Conference.....	23 at Memphis, 2/22/23
Career.....	23 at Memphis, 2/22/23



1 | CAITLYN WILSON

Sr. | G | 5-10 | Cordova, Tenn. | Arlington High School | Chipola Junior College | Twitter: c_will1 | IG: caitlyn.alyce

SEASON STATISTICS

MIN	PPG	RPG	FG%	3FG%
19.8	6.9	1.6	34.9	36.6

2022-23: Started eight games this season, including the last five contests and three more coming in consecutive games from 11/13-11/21 ... Moved into sixth in program history in career three-point field goals made after her performance vs. Tulane (2/21); now has 161 made for her career ... Connecting on 52-142 for 36.6 percent from three this season; Wilson has hit at least 50 threes all three seasons as a Bearcat ... Scored 10-plus points in seven games this season, including three of her starts ... Averaging 10.4 points and 3.4 rebounds in 31.3 minutes per game since rejoining the starting lineup ... Finished with a team-high 16 points and a career-high seven rebounds vs. East Carolina (2/15) ... Scored 14 points on 4-9 from three in a career-high 40 minutes at Temple (2/11) ... Tied a career-high six threes for a game-high 18 points at Tulane (2/4) ... Finished with 11 points at East Carolina (1/18) ... Turned in 10 points on 3-5 from behind the arc vs. Southern Indiana (12/18) ... Added 12 points on 4-5 from three at Ohio (12/13) ... Scored nine points on 3-6 from three at North Carolina A&T (12/1) ... Totaled nine points and five rebounds vs. Toledo (11/16) ... Recorded a game-high 15 points on 5-7 from behind the arc in 26 minutes vs. Radford (11/13) ... Scored six points on 2-3 from behind the arc vs. Tennessee Tech (11/10) ... Added five points and an assist at Louisville (11/7).

2021-22: Played in 28 games with 21 starts, averaging 7.9 points, 2.3 rebounds and 1.0 assists in 23.3 minutes ... Ranked second in the AAC with 2.1 three-point field goals per game and third in total three-point field goals made at 58 ... Posted a season-high 17 points against UCF (1/22) on 5-11 from behind the arc ... Recorded a career-high six rebounds with six points at Tulane (2/13) ... Led the team in points in six games, including four of the first six conference contests.

2020-21: Played in 20 games with 11 starts, averaging 9.6 points, 1.3 rebounds and 0.8 assists in 23.3 minutes ... Scored in double figures 10 times with four 20-plus point contests ... Increased her averages to 14.9 points, 1.6 steals and 3.9 three-point field goals made per game after moving into the starting lineup over the final 11 games of the season ... Ranked first in the AAC with 2.55 three-point field goals per game, first with 51 three-point field goals made, second with a 32.3 three-point field goal percentage, second with 158 three-point field goals attempted, and 26th with 9.6 points per game ... Tallied a career-high 23 points on 8-of-13 shooting from the field and 5-of-10 behind the arc against Temple (2/3).

2019-20 AT CHIPOLA JUNIOR COLLEGE: Ranked as the No. 5 JUCO player in the Class of 2021 according to All-Star Girls Report ... Started 18 of 27 games played, averaging 13.6 points, 3.2 rebounds, 2.0 steals and 0.9 assists while also averaging 3.4 three-point field goals made per game ... Converted on 37.5 percent from the floor, including 35.0 percent from behind the arc ... Earned All-Panhandle Conference First Team honors ... Scored in double-digits in 17 games, reaching 20 or more points in four times.

Opponent	Date	GS	MIN	Total		3-Pointers		Free throws		Rebounds				PF	A	TO	BLK	STL	PTS	AVG	
				FG-FGA	PCT	3FG-3FGA	PCT	FT-FTA	PCT	OFF	DEF	TOT	AVG								
at Louisville	11/07/2022		11:56	1-3	.333	1-3	.333	2-3	.667	0	0	0	0.0	2	1	1	0	0	5	5.0	
Tennessee Tech	11/10/2022		16:37	2-3	.667	2-3	.667	0-0	.000	0	0	0	0.0	0	0	0	0	1	6	5.5	
Radford	11/13/2022	*	26:28	5-7	.714	5-7	.714	0-0	.000	0	3	3	1.0	0	0	2	1	1	15	8.7	
Toledo	11/16/2022	*	35:38	3-10	.300	2-8	.250	1-2	.500	1	4	5	2.0	1	1	1	0	1	9	8.8	
at Lindenwood	11/21/2022	*	29:01	2-9	.222	2-8	.250	2-2	1.000	1	2	3	2.2	3	0	3	0	2	8	8.6	
vs UT Arlington	11/25/2022		13:23	1-2	.500	1-2	.500	0-0	.000	0	1	1	2.0	0	1	2	0	0	3	7.7	
vs Charlotte	11/26/2022		19:38	2-5	.400	2-5	.400	0-0	.000	1	2	3	2.1	0	1	0	0	0	6	7.4	
at N.C. A&T	12/01/2022		23:54	3-7	.429	3-6	.500	0-0	.000	0	0	0	1.9	3	2	2	0	1	9	7.6	
UCI	12/04/2022		20:37	1-5	.200	1-4	.250	0-0	.000	1	1	2	1.9	1	1	0	0	0	3	7.1	
at Xavier	12/09/2022		11:20	0-5	.000	0-4	.000	0-0	.000	0	0	0	1.7	3	0	0	0	1	0	6.4	
at Ohio	12/13/2022		18:01	4-6	.667	4-5	.800	0-0	.000	1	1	2	1.7	0	1	1	0	0	12	6.9	
Southern Ind.	12/18/2022		15:15	3-5	.600	3-5	.600	1-2	.500	0	0	0	1.6	2	0	0	1	2	10	7.2	
at Northern Ky.	12/21/2022		13:04	0-2	.000	0-2	.000	0-0	.000	0	0	0	1.5	1	0	2	0	0	0	6.6	
at Wichita St.	12/30/2022		15:10	3-9	.333	2-7	.286	0-0	.000	0	1	1	1.4	1	1	1	0	1	8	6.7	
Temple	01/07/2023		02:22	0-0	.000	0-0	.000	0-0	.000	0	0	0	1.3	1	0	0	0	0	0	6.3	
at SMU	01/10/2023		06:26	0-2	.000	0-1	.000	0-0	.000	1	0	1	1.3	0	1	0	0	0	0	5.9	
Memphis	01/14/2023		06:41	0-1	.000	0-1	.000	0-0	.000	0	0	0	1.2	0	0	0	0	0	0	5.5	
at East Carolina	01/18/2023		20:53	4-11	.364	3-9	.333	0-0	.000	1	0	1	1.2	3	1	2	0	0	11	5.8	
Houston	01/25/2023		09:41	0-2	.000	0-0	.000	0-0	.000	0	1	1	1.2	0	0	0	0	0	0	5.5	
Wichita St.	01/28/2023		09:53	1-7	.143	1-7	.143	0-0	.000	1	0	1	1.2	0	0	0	0	0	3	5.4	
at Tulane	02/04/2023		28:00	6-12	.500	6-12	.500	0-0	.000	0	2	2	1.2	3	2	2	0	1	18	6.0	
UCF	02/08/2023		23:57	2-5	.400	1-4	.250	3-4	.750	0	1	1	1.2	4	2	1	0	0	8	6.1	
at Temple	02/11/2023	*	40:06	5-10	.500	4-9	.444	0-0	.000	1	3	4	1.3	3	1	3	0	1	14	6.4	
East Carolina	02/15/2023	*	34:13	4-12	.333	3-10	.300	5-6	.833	0	7	7	1.6	3	3	2	0	1	16	6.8	
Tulane	02/18/2023	*	32:41	2-11	.182	2-8	.250	2-2	1.000	2	0	2	1.6	2	1	1	0	0	8	6.9	
at Memphis	02/22/2023	*	21:48	2-7	.286	2-5	.400	2-2	1.000	1	0	1	1.6	0	0	1	0	1	8	6.9	
at UCF	02/25/2023	*	27:31	2-8	.250	2-7	.286	0-0	.000	0	3	3	1.6	4	1	2	0	0	6	6.9	
Totals			8	534:14	58-166	.349	52-142	.366	18-23	.783	12	32	44	1.6	40	21	29	2	14	186	6.9

			Field Goals		3-Point		F-Throws		Rebounds												Scoring	
SEASON TEAM	GP-GS	MIN/AVG	FG-FGA	FG%	3FG-3FGA	3FG%	FT-FTA	FT%	OFF	DEF	TOT	AVG	PF-FO	A	TO	BLK	STL	PTS	AVG			
2020-21 UC	20-11	466/23.3	60-177	.339	51-158	.323	21-28	.750	3	23	26	1.3	40-0	16	35	3	20	192	9.6			
2021-22 UC	28-21	677/24.2	72-238	.303	58-188	.309	18-21	.857	15	48	63	2.3	46-1	27	24	6	18	220	7.9			
2022-23 UC	27-8	534/19.8	58-166	.349	52-142	.366	18-23	.783	12	32	44	1.6	40-0	21	29	2	14	186	6.9			
TOTAL	75-40	1677/22.4	190-581	.327	161-488	.330	57-72	.792	30	103	133	1.8	126-1	64	88	11	52	598	8.0			

MISCELLANEOUS STATISTICS

	SEASON	CAREER
Double-Double.....		
10+ Plus Points.....	7	25
20+ Plus Points.....		4
5+ Rebounds.....	2	5
5+ Assists.....		
2+ Blocks.....		2
2+ Steals.....	2	10
10+ Rebounds.....		
10+ Assists.....		
Led Team in Points.....	3	11
Led Team in Rebounds.....		2
Led Team in Assists.....		1
Led Team in Blocks.....		1
Led Team in Steals.....		8

WILSON'S HIGHS

POINTS

Season.....	18 at Tulane, 2/4/23
Conference.....	23 vs. Temple, 2/3/21
Career.....	23 vs. Temple, 2/3/21

REBOUNDS

Season.....	7 vs. East Carolina, 2/15/23
Conference.....	7 vs. East Carolina, 2/15/23
Career.....	7 vs. East Carolina, 2/15/23

FG MADE

Season.....	6 at Tulane, 2/4/23
Conference.....	8 vs. Temple, 2/3/21
Career.....	8 vs. Temple, 2/3/21

FG ATTEMPTED

Season.....	12 vs. East Carolina, 2/15/23; at Tulane, 2/4/23
Conference.....	20 at Tulane, 2/7/21
Career.....	20 at Tulane, 2/7/21

THREE POINT FG MADE

Season.....	6 at Tulane, 2/4/23
Conference.....	6 (3x) last at Tulane, 2/4/23
Career.....	6 (3x) last at Tulane, 2/4/23

THREE POINT FG ATTEMPTED

Season.....	12 at Tulane, 2/4/23
Conference.....	17 at Tulane, 2/7/22
Career.....	17 at Tulane, 2/7/22

FT MADE

Season.....	5 vs. East Carolina, 2/15/23
Conference.....	6 at South Florida, 2/17/22
Career.....	6 at South Florida, 2/17/22

FT ATTEMPTED

Season.....	6 vs. East Carolina, 2/15/23
Conference.....	6 (3x) last vs. East Carolina, 2/15/23
Career.....	6 (3x) last vs. East Carolina, 2/15/23

ASSISTS

Season.....	3 vs. East Carolina, 2/15/23
Conference.....	4 at Memphis, 2/2/22
Career.....	4 at Memphis, 2/2/22

BLOCKS

Season.....	1 vs. Southern Indiana, 12/18/22; vs. Radford, 11/13/22
Conference.....	2 at East Carolina, 1/16/22; vs. South Florida, 1/5/22
Career.....	2 at East Carolina, 1/16/22; vs. South Florida, 1/5/22

STEALS

Season.....	2 vs. Southern Indiana, 12/18/22; at Lindenwood, 11/21/22
Conference.....	4 vs. UCF, 3/9/22; vs. Memphis, 3/8/22
Career.....	4 vs. UCF, 3/9/22; vs. Memphis, 3/8/22

MINUTES

Season.....	40 at Temple, 2/11/23
Conference.....	40 at Temple, 2/11/23
Career.....	40 at Temple, 2/11/23

3 | JADA SCOTT

Sr. | G | 6-1 | Townsend, Ga. | Frederica Academy | Twitter: jadascott03 | IG: jadascott03

SEASON STATISTICS

MIN	PPG	RPG	APG	FG%
11.3	1.5	1.6	0.4	34.7



2022-23: Started seven games this season ... Provided a defensive spark, tying a career-high three steals in 12 minutes at UCF (2/25) ... Posted eight rebounds, four points and two blocks at Xavier (12/9) ... Added seven points and two rebounds vs. UT Arlington (11/25) ... Posted three points, two rebounds and two assists at Lindenwood (11/21) ... Totaled six points, four rebounds and two assists in a season-high 30 minutes vs. Toledo (11/16) ... Tied a career-high eight points on 4-7 from the field, adding seven rebounds and a career-high three steals in 13 minutes vs. Radford (11/13) ... Jada and Jady Scott are one of 16 sets of twins on a Division One Women's Basketball roster.

2021-22: Played in 24 games with three starts, averaging 1.4 points, 1.4 rebounds and 0.4 assists in 8.5 minutes ... Posted a season-high six points against UCF (2/26) ... Totaled two points and a season-best three rebounds at South Florida (2/16) ... Handed out a season-high three assists, in addition to four points and two rebounds against Xavier (12/12).

2020-21: Played in 21 games with nine starts, averaging 2.6 points, 2.7 rebounds and 1.0 assists in 19.6 minutes ... Tied a career-high eight points on 3-of-4 from the field against Tulsa (1/6) ... Nearing a double-double with seven points and a career-high 11 rebounds at East Carolina (2/24) ... Handed out a career-high four assists to go with six points and two rebounds at Memphis (2/10).

2019-20: Played in 18 games with one start, averaging 1.2 points and 0.8 rebounds in 5.9 minutes ... Scored a career-high eight points with two assists in 15 minutes off the bench against Pittsburgh (12/21) ... Had five points, including her first collegiate three-pointer, in four minutes against UConn (2/26) ... Pulled down three rebounds in seven minutes against Alabama A&M (12/17) ... Swiped two steals at Memphis (1/8).

HIGH SCHOOL/PREP: Ranked as the 39th-best wing by ESPN ... Brunswick News Coastal Georgia All-Area Second Team ... Earned Georgia Independent School Association (GISA) 3A All-State and All-Region accolades at Frederica Academy.

PERSONAL: Twin sister, Jady (who she is one minute older than), also plays on the team; brother, Tre, played on the Cincinnati men's basketball team, earning 2020 AAC Defensive Player of the Year honors.

Opponent	Date	GS	MIN	Total		3-Pointers		Free throws		Rebounds				PF	A	TO	BLK	STL	PTS	AVG
				FG-FA	PCT	3FG-3FGA	PCT	FT-FTA	PCT	OFF	DEF	TOT	AVG							
at Louisville	11/07/2022		15:44	0-1	.000	0-0	.000	0-0	.000	0	2	2	2.0	2	0	0	0	0	0.0	
Tennessee Tech	11/10/2022		12:36	0-2	.000	0-0	.000	0-0	.000	0	2	2	2.0	2	0	0	1	0	0.0	
Radford	11/13/2022		12:54	4-7	.571	0-0	.000	0-0	.000	2	5	7	3.7	1	1	0	0	3	8	2.7
Toledo	11/16/2022	*	29:45	3-6	.500	0-0	.000	0-0	.000	1	3	4	3.8	3	2	0	0	0	6	3.5
at Lindenwood	11/21/2022	*	23:34	1-2	.500	0-0	.000	1-2	.500	0	2	2	3.4	1	2	1	0	1	3	3.4
vs UT Arlington	11/25/2022	*	15:43	3-3	1.000	0-0	.000	1-3	.333	1	1	2	3.2	2	0	1	0	0	7	4.0
vs Charlotte	11/26/2022	*	14:54	1-2	.500	0-0	.000	0-0	.000	0	0	0	2.7	2	0	0	0	0	2	3.7
at N.C. A&T	12/01/2022		07:08	0-2	.000	0-0	.000	0-0	.000	0	1	1	2.5	1	0	0	0	0	0	3.3
UIC	12/04/2022		04:30	0-0	.000	0-0	.000	0-0	.000	0	1	1	2.3	1	0	1	0	0	0	2.9
at Xavier	12/09/2022	*	21:38	1-6	.167	0-0	.000	2-2	1.000	2	6	8	2.9	2	0	1	2	0	4	3.0
at Ohio	12/13/2022	*	11:42	0-0	.000	0-0	.000	0-0	.000	0	2	2	2.8	0	1	0	0	0	0	2.7
Southern Ind.	12/18/2022	*	18:50	1-1	1.000	0-0	.000	1-1	1.000	1	1	2	2.8	1	1	1	0	1	3	2.8
at Wichita St.	12/30/2022		05:14	0-1	.000	0-0	.000	0-0	.000	0	1	1	2.6	0	0	0	0	1	0	2.5
Temple	01/07/2023		07:19	2-3	.667	0-0	.000	1-1	1.000	0	0	0	2.4	1	0	0	0	0	5	2.7
at SMU	01/10/2023		02:35	0-0	.000	0-0	.000	0-0	.000	0	1	1	2.3	1	0	0	0	1	0	2.5
Memphis	01/14/2023		17:40	1-3	.333	0-0	.000	0-0	.000	0	1	1	2.3	1	0	2	0	1	2	2.5
at East Carolina	01/18/2023		19:28	0-1	.000	0-0	.000	0-0	.000	0	2	2	2.2	1	0	3	0	0	0	2.4
Houston	01/25/2023		04:35	0-2	.000	0-0	.000	0-0	.000	0	0	0	2.1	1	0	1	0	0	0	2.2
Wichita St.	01/28/2023		11:52	0-3	.000	0-0	.000	0-0	.000	0	1	1	2.1	5	2	0	0	1	0	2.1
at Tulane	02/04/2023		03:37	0-1	.000	0-0	.000	0-0	.000	0	0	0	2.0	0	0	0	0	0	0	2.0
UCF	02/08/2023		02:36	0-0	.000	0-0	.000	0-0	.000	0	0	0	1.9	0	1	0	0	0	0	1.9
at Temple	02/11/2023		02:28	0-0	.000	0-0	.000	0-0	.000	0	1	1	1.8	1	0	1	0	0	0	1.8
East Carolina	02/15/2023		04:31	0-1	.000	0-0	.000	0-0	.000	0	1	1	1.8	2	0	2	0	0	0	1.7
Tulane	02/18/2023		03:17	0-1	.000	0-0	.000	0-0	.000	0	0	0	1.7	0	0	0	0	0	0	1.7
at Memphis	02/22/2023		07:35	0-0	.000	0-0	.000	0-0	.000	0	1	1	1.7	1	0	0	1	0	0	1.6
at UCF	02/25/2023		11:40	0-1	.000	0-0	.000	0-0	.000	0	0	0	1.6	2	0	1	0	3	0	1.5
Totals		7	293:25	17-49	.347	0-0	.000	6-9	.667	7	35	42	1.6	34	10	15	5	11	40	1.5

		Field Goals					3-Point		F-Throws		Rebounds				Scoring							
SEASON	TEAM	GP-GS	MIN	AVG	FG-FGA	FG%	3FG-3FGA	3FG%	FT-FTA	FT%	OFF	DEF	TOT	AVG	PF-FO	A	TO	BLK	STL	PTS	AVG	
2019-20	UC	18-1	108	6.0	8-22	.364	1-2	.500	4-6	.667	4	10	14	0.8	23-0	8	8	2	3	21	1.2	
2020-21	UC	21-9	412	19.6	25-74	.338	0-3	.000	5-7	.714	21	36	57	2.7	52-2	20	39	5	9	55	2.6	
2021-22	UC	24-3	207	8.6	16-36	.444	0-3	.000	2-7	.286	9	24	33	1.4	23-0	9	10	1	5	34	1.4	
2022-23	UC	26-7	293	11.3	17-49	.347	0-0	.000	6-9	.667	7	35	42	1.6	34-1	10	15	5	11	40	1.5	
TOTAL		89-20	1021	11.5	66-181	.365	1-8	.125	17-29	.586	41	105	146	1.6	132-3	47	72	13	28	150	1.7	

MISCELLANEOUS STATISTICS

	SEASON	CAREER
Double-Double.....		
10+ Plus Points.....		
20+ Plus Points.....		
5+ Rebounds.....	2	5
5+ Assists.....		
10+ Rebounds.....		1
10+ Assists.....		
2+ Blocks.....	1	2
2+ Steals.....	2	6
Led Team in Points.....		
Led Team in Rebounds.....		
Led Team in Assists.....		
Led Team in Blocks.....		3
Led Team in Steals.....	4	6

SCOTT'S HIGHS

POINTS
Season.....8 vs. Radford, 11/13/22
Conference.....8 vs. Tulsa, 1/6/21
Career.....8 [3x] last vs. Radford, 11/13/22

REBOUNDS
Season.....8 at Xavier, 12/9/22
Conference.....11 at ECU, 2/24/21
Career.....11 at ECU, 2/24/21

FG MADE
Season.....4 vs. Radford, 11/13/22
Conference.....3 [4x] last at UCF, 2/26/22
Career.....4 vs. Radford, 11/13/22

FG ATTEMPTED
Season.....7 vs. Radford, 11/13/22
Conference.....7 at East Carolina, 2/24/22; at Temple, 1/13/21
Career.....7 [3x] last vs. Radford, 11/13/22

THREE POINT FG MADE
Season.....
Conference.....1 vs. UConn, 2/26/20
Career.....1 vs. UConn, 2/26/20

THREE POINT FG ATTEMPTED
Season.....
Conference.....1 [7x] last at UCF, 2/26/22
Career.....1 [8x] last at UCF, 2/26/22

FT MADE
Season.....2 at Xavier, 12/9/22
Conference.....2 vs. UCF, 2/13/21; vs. Tulsa, 1/6/21
Career.....2 [4x] last at Xavier, 12/9/22

FT ATTEMPTED
Season.....3 vs. UT Arlington, 11/25/22
Conference.....3 vs. UT Arlington, 11/25/22; vs. Tulsa, 1/6/21
Career.....3 vs. UT Arlington, 11/25/22; vs. Tulsa, 1/6/21

ASSISTS
Season.....2 [3x] last vs. Wichita State, 1/28/23
Conference.....4 at Memphis, 2/10/22
Career.....4 at Memphis, 2/10/22

BLOCKS
Season.....2 at Xavier, 12/9/22
Conference.....3 vs. UCF, 3/9/21
Career.....3 vs. UCF, 3/9/21

STEALS
Season.....3 at UCF, 2/25/23; vs. Radford, 11/13/22
Conference.....3 at UCF, 2/25/23
Career.....3 at UCF, 2/25/23; vs. Radford, 11/13/22

MINUTES
Season.....30 vs. Toledo, 11/16/22
Conference.....37 at USF, 2/17/21
Career.....37 at USF, 2/17/21

4 | BRAYLYN MILTON

So. | G | 5-11 | Charlotte, N.C. | Independence High School | BRAY - Lin | Twitter: braylynmilton | IG: braraayyy



SEASON STATISTICS

MIN	PPG	APG	RPG	3FG%
23.2	4.3	2.3	2.3	30.2

2022-23: Started 14 games this season ... Has led the team in assists nine times this season ... Made a driving layup with 31 seconds to force overtime at UCF (2/25) ... Added seven points, three rebounds and a tied her conference-best three steals vs. Tulane (2/18) ... Finished with seven points, four rebounds, and tied a team-high three assists vs. UCF (2/8) ... Posted a career-high eight assists at East Carolina (1/18) ... Totaled three points, three steals and tied a career-high two blocks at SMU (1/10) ... Added seven points, three assists and two rebounds vs. Temple (1/7) ... Filled the stat sheet with a team-high five assists, four points and three rebounds at Wichita State (12/30) ... Posted a career-high four steals, in addition to two points and two rebounds at Northern Kentucky (12/21) ... Turned in her third double-digit game of the season with 12 points and two assists at Ohio (12/13) ... Scored 11 points, three assists and two rebounds at North Carolina A&T (12/1) ... Recorded three steals vs. UT Arlington (11/25) ... Tied a career-high eight rebounds vs. Toledo (11/16) ... Erupted for a career-high and game-high 28 points and three rebounds, connecting on 9-12 from the field, 5-5 from three-point range, and 5-6 from the line in 33 minutes at Louisville (11/7) ... The 28 points are the most by a Bearcat since Ilmar'I Thomas had 30 against Memphis on March 8, 2021.

2021-22: Named to the AAC All-Freshman Team ... Played in 28 games with 14 starts, averaging 5.4 points, 2.6 rebounds and 1.3 assists in 28 minutes ... Converted on a team-high 38.2 percent from three ... Totaled a career-high 19 points against Ole Miss (12/5) ... Paired three points with a career-high eight rebounds at Marquette (12/22) ... Dished out a career-high seven assists to go with 12 points and two rebounds vs UCF (1/22) ... Named to the AAC All-Academic Team.

HIGH SCHOOL/PREP: Named one of the top prospects in North Carolina by Phenom Hoop Report and one of the top three players in Charlotte ... Three-time Southwestern 4A All-Conference and All-Tournament selection and three-time North Carolina All-District 9 honoree ... 2020 Charlotte Observer All-Defensive Team award honoree.

Opponent	Date	GS	MIN	Total		3-Pointers		Free throws		Rebounds				PF	A	TO	BLK	STL	PTS	AVG
				FG-FGA	PCT	3FG-3FGA	PCT	FT-FTA	PCT	OFF	DEF	TOT	AVG							
at Louisville	11/07/2022	*	33:21	9-12	.750	5-5	1.000	5-6	.833	0	3	3	3.0	3	0	3	0	1	28	28.0
Tennessee Tech	11/10/2022	*	24:21	1-9	.111	0-4	.000	1-2	.500	1	4	5	4.0	2	2	2	0	0	3	15.5
Radford	11/13/2022	*	31:34	0-6	.000	0-1	.000	1-2	.500	1	2	3	3.7	3	6	4	0	0	1	10.7
Toledo	11/16/2022	*	30:31	1-3	.333	1-1	1.000	1-2	.500	2	6	8	4.8	5	1	1	1	0	4	9.0
vs UT Arlington	11/25/2022	*	31:53	2-9	.222	0-2	.000	0-0	.000	3	3	6	5.0	3	4	6	0	3	4	8.0
vs Charlotte	11/26/2022	*	28:24	3-6	.500	0-0	.000	1-2	.500	1	2	3	4.7	0	3	1	0	0	7	7.8
at N.C. A&T	12/01/2022	*	32:21	4-7	.571	1-3	.333	2-2	1.000	0	2	2	4.3	4	3	2	0	1	11	8.3
UIC	12/04/2022	*	32:56	2-5	.400	1-3	.333	2-2	1.000	0	0	0	3.8	1	0	1	0	1	7	8.1
at Xavier	12/09/2022	*	23:22	0-1	.000	0-0	.000	0-2	.000	0	2	2	3.6	1	2	0	0	1	0	7.2
at Ohio	12/13/2022	*	23:00	3-4	.750	2-2	1.000	4-5	.800	0	1	1	3.3	2	2	3	0	0	12	7.7
Southern Ind.	12/18/2022	*	15:20	0-4	.000	0-2	.000	0-0	.000	0	1	1	3.1	0	4	0	0	2	0	7.0
at Northern Ky.	12/21/2022	*	27:09	1-10	.100	0-4	.000	0-2	.000	0	2	2	3.0	3	1	1	0	4	2	6.6
at Wichita St.	12/30/2022	*	30:26	1-9	.111	1-4	.250	1-2	.500	1	2	3	3.0	2	5	3	1	1	4	6.4
Temple	01/07/2023		27:07	2-6	.333	1-3	.333	2-4	.500	1	1	2	2.9	1	3	0	1	1	7	6.4
at SMU	01/10/2023		18:11	1-2	.500	0-0	.000	1-1	1.000	0	0	0	2.7	0	3	1	2	3	3	6.2
Memphis	01/14/2023		12:00	1-1	1.000	0-0	.000	2-2	1.000	0	0	0	2.6	0	2	1	0	0	4	6.1
at East Carolina	01/18/2023		30:35	0-5	.000	0-3	.000	0-0	.000	0	2	2	2.5	2	8	7	1	1	0	5.7
Houston	01/25/2023	*	27:21	0-7	.000	0-2	.000	0-0	.000	0	4	4	2.6	2	2	3	0	2	0	5.4
Wichita St.	01/28/2023		01:48	0-0	.000	0-0	.000	0-0	.000	0	0	0	2.5	0	0	1	0	0	0	5.1
at Tulsa	02/01/2023		26:51	1-7	.143	0-1	.000	0-0	.000	0	0	0	2.4	2	2	2	0	2	2	5.0
at Tulane	02/04/2023		21:20	0-3	.000	0-0	.000	0-0	.000	1	3	4	2.4	1	3	1	0	0	0	4.7
UCF	02/08/2023		22:44	3-5	.600	1-1	1.000	0-0	.000	4	0	4	2.5	3	3	2	0	0	7	4.8
at Temple	02/11/2023		10:04	0-1	.000	0-0	.000	0-0	.000	0	0	0	2.4	1	0	3	0	0	0	4.6
East Carolina	02/15/2023		04:40	0-0	.000	0-0	.000	0-0	.000	0	0	0	2.3	0	0	0	0	0	0	4.4
Tulane	02/18/2023		20:39	3-7	.429	0-0	.000	1-3	.333	1	2	3	2.3	5	1	0	0	3	7	4.5
at Memphis	02/22/2023		11:49	0-1	.000	0-0	.000	0-0	.000	1	0	1	2.3	5	0	1	0	1	0	4.3
at UCF	02/25/2023		26:51	2-7	.286	0-2	.000	0-0	.000	0	2	2	2.3	3	2	2	0	0	4	4.3
Totals		14	626:38	40-137	.292	13-43	.302	24-39	.615	17	44	61	2.3	54	62	51	6	27	117	4.3

			Field Goals		3-Point		F-Throws		Rebounds								Scoring		
SEASON TEAM	GP-GS	MIN/AVG	FG-FGA	FG%	3FG-3FGA	3FG%	FT-FTA	FT%	OFF	DEF	TOT	AVG	PF-FO	A	TO	BLK	STL	PTS	AVG
2021-22 UC	28-14	695/24.8	51-153	.333	21-55	.382	29-45	.644	19	54	73	2.6	52-0	37	51	7	16	152	5.4
2022-23 UC	27-14	627/23.2	40-137	.292	13-43	.302	24-39	.615	17	44	61	2.3	54-3	62	51	6	27	117	4.3
TOTAL	55-28	1322/24.0	91-290	.314	34-98	.347	53-84	.631	36	98	134	2.4	106-3	99	102	13	43	269	4.9

MISCELLANEOUS STATISTICS

	SEASON	CAREER
Double-Double.....		
10+ Plus Points.....	3	7
20+ Plus Points.....	1	1
5+ Rebounds.....	3	8
5+ Assists.....	3	5
10+ Rebounds.....		
10+ Assists.....		
2+ Blocks.....	2	2
2+ Steals.....	7	12
Led Team in Points.....	1	3
Led Team in Rebounds.....	1	3
Led Team in Assists.....	9	11
Led Team in Blocks.....	1	2
Led Team in Steals.....	7	10

MILTON'S HIGHS

POINTS

Season.....	28 at Louisville, 11/7/22
Conference.....	12 vs. UCF, 1/22/22
Career.....	28 at Louisville, 11/7/22

REBOUNDS

Season.....	8 vs. Toledo, 11/16/22
Conference.....	7 at East Carolina, 1/16/22
Career.....	8 vs. Toledo, 11/16/22; at Marquette, 12/22/21

FG MADE

Season.....	9 at Louisville, 11/7/22
Conference.....	4 vs. Tulsa, 1/29/22; vs. UCF, 1/22/22
Career.....	9 at Louisville, 11/7/22

FG ATTEMPTED

Season.....	12 at Louisville, 11/7/22
Conference.....	9 at Wichita State, 12/30/22; at Memphis, 2/2/22
Career.....	12 at Louisville, 11/7/22; vs. Ole Miss, 12/5/21

THREE POINT FG MADE

Season.....	5 at Louisville, 11/7/22
Conference.....	3 vs. Tulsa, 1/29/22
Career.....	5 at Louisville, 11/7/22

THREE POINT FG ATTEMPTED

Season.....	5 at Louisville, 11/7/22
Conference.....	5 vs. Tulsa, 1/29/22
Career.....	6 at Memphis, 2/2/22

FT MADE

Season.....	5 at Louisville, 11/7/22
Conference.....	4 vs. Houston, 3/7/22
Career.....	7 vs. Ole Miss, 12/5/21

FT ATTEMPTED

Season.....	6 at Louisville, 11/7/22
Conference.....	4 vs. Temple, 1/7/23; vs. Houston, 3/7/22
Career.....	8 vs. Ole Miss, 12/5/21

ASSISTS

Season.....	8 at East Carolina, 1/18/23
Conference.....	8 at East Carolina, 1/18/23
Career.....	8 at East Carolina, 1/18/23

BLOCKS

Season.....	2 at SMU, 1/10/23
Conference.....	2 at SMU, 1/10/23; at Memphis, 2/2/22
Career.....	2 at SMU, 1/10/23; at Memphis, 2/2/22

STEALS

Season.....	4 at Northern Kentucky, 12/21/22
Conference.....	3 vs. Tulane, 2/18/23; at SMU, 1/10/23
Career.....	4 at Northern Kentucky, 12/21/22

MINUTES

Season.....	33 vs. UIC, 12/4/22; at Louisville, 11/7/22
Conference.....	38 at Temple, 1/26/22
Career.....	41 vs. NC A&T, 12/19/21

5 | LOJAIN ELFATAIRY

So. | G | 5-4 | Giza, Egypt | Smart Village School | Lou - Jine (Rhymes with Rhine) Elf - AH - Tar - EE | Twitter: LogiSamy | IG: logisamyy



SEASON STATISTICS

MIN	PPG	RPG	SPG	FT%
4.5	0.8	0.8	0.6	100.0

2022-23: Credited with providing a huge defensive spark, recording a steal while shadowing her assignment, in seven minutes in an overtime win at Temple (2/11) ... Recorded career-highs in rebounds and steals, totaling six rebounds and three steals while tying a career-high 12 minutes at SMU (1/10) ... Scored a career-high six points on 2-3 from the field in five minutes vs. Southern Indiana (12/18) ... Provided a spark off the bench against Ohio (12/13), Toledo (11/16) and Tennessee Tech (11/10) ... One of two international players (Giza, Egypt) on the roster.

2021-22: Played in 14 games without a start, averaging 0.5 points, 0.5 rebounds, and 0.6 assists... Posted a career-high three points against SMU (2/9) ... Totaled a career-high two rebounds at Chattanooga (12/25) ... Named to the AAC All-Academic Team.

HIGH SCHOOL/PREP: Played at Smart Village School ... Competed for the Egyptian U16 National Team ... Honored with the best three-point shooter award at the African U16 Championship.

Opponent	Date	GS	MIN	Total		3-Pointers		Free throws		Rebounds				PF	A	TO	BLK	STL	PTS	AVG
				FG-FGA	PCT	3FG-3FGA	PCT	FT-FTA	PCT	OFF	DEF	TOT	AVG							
Tennessee Tech	11/10/2022		01:21	0-1	.000	0-1	.000	0-0	.000	0	0	0	0.0	0	0	0	0	0	0	0.0
Toledo	11/16/2022		02:25	0-0	.000	0-0	.000	0-0	.000	0	0	0	0.0	0	0	1	0	0	0	0.0
at Ohio	12/13/2022		03:22	0-3	.000	0-3	.000	0-0	.000	0	0	0	0.0	1	0	0	0	0	0	0.0
Southern Ind.	12/18/2022		04:57	2-3	.667	0-1	.000	2-2	1.000	0	0	0	0.0	0	0	0	0	1	6	1.5
at SMU	01/10/2023		12:14	0-3	.000	0-2	.000	0-0	.000	0	6	6	1.2	1	1	2	0	3	0	1.2
Memphis	01/14/2023		01:56	0-0	.000	0-0	.000	0-0	.000	0	0	0	1.0	1	0	1	0	0	0	1.0
at East Carolina	01/18/2023		02:37	0-0	.000	0-0	.000	0-0	.000	0	0	0	0.9	0	0	0	0	0	0	0.9
at Temple	02/11/2023		07:29	0-2	.000	0-1	.000	0-0	.000	0	0	0	0.8	2	0	0	0	1	0	0.8
Totals			0 36:21	2-12	.167	0-8	.000	2-2	1.000	0	6	6	0.8	5	1	4	0	5	6	0.8

SEASON TEAM	GP-GS	MIN/AVG	Field Goals		3-Point		F-Throws		Rebounds				Scoring						
			FG-FGA	FG%	3FG-3FGA	3FG%	FT-FTA	FT%	OFF	DEF	TOT	AVG	PF-FO	A	TO	BLK	STL	PTS	AVG
2021-22 UC	14-0	74/5.3	1-14	.071	1-11	.091	4-6	.667	0	7	7	0.5	7-0	8	7	0	1	7	0.5
2022-23 UC	8-0	36/4.5	2-12	.167	0-8	.000	2-2	1.000	0	6	6	0.8	5-0	1	4	0	5	6	0.8
TOTAL	22-0	111/5.0	3-26	.115	1-19	.053	6-8	.750	0	13	13	0.6	12-0	9	11	0	6	13	0.6

MISCELLANEOUS STATISTICS

	SEASON	CAREER
Double-Double.....		
10+ Plus Points.....		
20+ Plus Points.....		
5+ Rebounds.....	1	1
5+ Assists.....		
10+ Rebounds.....		
10+ Assists.....		
2+ Blocks.....		
2+ Steals.....	1	1
Led Team in Points.....		
Led Team in Rebounds.....		
Led Team in Assists.....		
Led Team in Blocks.....		
Led Team in Steals.....	1	2

ELFATAIRY'S HIGHS

POINTS

Season.....6 vs. Southern Indiana, 12/18/22
Conference.....3 vs. SMU, 2/9/22
Career.....6 vs. Southern Indiana, 12/18/22

REBOUNDS

Season.....6 at SMU, 1/10/23
Conference.....6 at SMU, 1/10/23
Career.....6 at SMU, 1/10/23

FG MADE

Season.....2 vs. Southern Indiana, 12/18/22
Conference.....1 vs. SMU, 2/9/22
Career.....2 vs. Southern Indiana, 12/18/22

FG ATTEMPTED

Season.....3 (3x) last at SMU, 1/10/23
Conference.....3 at SMU, 1/10/23
Career.....4 at Ohio State, 11/27/21

THREE POINT FG MADE

Season.....
Conference.....1 vs. SMU, 2/9/22
Career.....1 vs. SMU, 2/9/22

THREE POINT FG ATTEMPTED

Season.....3 at Ohio, 12/13/22
Conference.....2 at SMU, 1/10/23
Career.....3 at Ohio, 12/13/22; at Ohio State, 11/27/21

FT MADE

Season.....2 vs. Southern Indiana, 12/18/22
Conference.....2 at UCF, 2/26/22
Career.....2 (3x) last vs. Southern Indiana, 12/18/22

FT ATTEMPTED

Season.....2 vs. Southern Indiana, 12/18/22
Conference.....2 at UCF, 2/26/22
Career.....2 (4x) last vs. Southern Indiana, 12/18/22

ASSISTS

Season.....1 at SMU, 1/10/23
Conference.....1 (4x) last at SMU, 1/10/23
Career.....2 at Xavier, 12/12/21; vs. Central Michigan, 12/1/21

BLOCKS

Season.....
Conference.....
Career.....

STEALS

Season.....3 at SMU, 1/10/23
Conference.....3 at SMU, 1/10/23
Career.....3 at SMU, 1/10/23

MINUTES

Season.....12 at SMU, 1/10/23
Conference.....12 at SMU, 1/10/23
Career.....12 at SMU, 1/10/23; vs. Central Michigan, 12/1/21

10 | JADYN SCOTT

Sr. | F | 6-2 | Townsend, Ga. | Frederica Academy | JAY - Din | Twitter: jadynscott10 | IG: jadynscott10

SEASON STATISTICS

MIN	PPG	RPG	FG%	FT%
13.0	3.3	2.1	46.6	71.0



2022-23: Started 10 games this season ... Made her first start over a month, adding two points and a rebound in 16 minutes at UCF (2/25) ... Tied a season-high two assists at Memphis (2/22) ... Added five points and a steal vs. Tulane (2/18) ... Finished with a season-high 12 points, her seventh career double-digit scoring game, and two rebounds on 4-5 from the field and 4-4 from the line in 20 minutes at East Carolina (1/18) ... Posted six points, four rebounds and an assist vs. Temple (1/7) ... Turned in 10 points and three rebounds at Wichita State (12/30) ... Posted six points and four rebounds at Northern Kentucky (12/21) ... Posted five points, four rebounds and two assists at Xavier (12/9) ... Turned in eight points, seven of which came in the first half, and five rebounds in 26 minutes at Lindenwood (11/21) ... Jady and Jada Scott are one of 16 sets of twins on a Division One Women's Basketball roster ... One of three team captains [Mya Jackson, Jillian Hayes].

2021-22: Played in 27 games with 12 starts, averaging 4.4 points, 2.7 rebounds and 0.7 assists in 14.9 minutes ... Shot 37.4 percent on 44 of 89 from the field ... Scored in double figures twice... Posted a career-high 13 points on 3-of-7 from the field with four rebounds and three assists at Houston (1/19) ... Totaled a career-high nine rebounds against Ohio (11/6) ... Named to the AAC All-Academic Team.

2020-21: Played in 23 games with five starts, averaging 3.7 points, 2.8 rebounds and 1.0 assists in 18.9 minutes ... Converted on .446 percent from the floor ... Scored in double figures in three games ... Notched 11 points on 5-of-7 from the field with three assists vs. East Carolina (12/20) ... Posted 11 points on 4-of-7 from the field with three rebounds and two assists vs. Houston (2/20) ... Tallied 10 points with a season-high seven rebounds vs. Tulane (1/9) ... Totaled three or more rebounds in 12 games ... Named to the AAC All-Academic Team.

2019-20: Played in 23 games as a reserve, averaging 1.5 points and 1.2 rebounds in 7.7 minutes ... Scored a season-high six points with two rebounds in 14 minutes against Xavier (12/14) ... Posted five points with a block and a steal in seven minutes against UConn (2/26) ... Pulled down a season-best six rebounds with two blocks and two assists in 16 minutes against Alabama A&M (12/17) ... Named to the AAC All-Academic Team.

HIGH SCHOOL/PREP: Ranked as the 33rd-best wing prospect by ESPN and 248th nationally by All-Star Girls Report ... GISA 2-3A All-Region selection.

PERSONAL: Twin sister, Jada (who is one minute older), also plays on the team; brother, Tre, played on the Cincinnati men's basketball team, earning 2020 AAC Defensive Player of the Year honors.

Opponent	Date	GS	MIN	Total		3-Pointers		Free throws		Rebounds				PF	A	TO	BLK	STL	PTS	AVG	
				FG-FGA	PCT	3FG-3FGA	PCT	FT-FTA	PCT	OFF	DEF	TOT	AVG								
at Louisville	11/07/2022	*	22:28	1-4	.250	0-0	.000	0-0	.000	1	2	3	3.0	1	0	0	0	0	2	2.0	
Tennessee Tech	11/10/2022	*	12:16	2-3	.667	0-0	.000	0-0	.000	1	1	2	2.5	2	0	1	1	0	4	3.0	
Radford	11/13/2022	*	12:32	0-3	.000	0-0	.000	0-0	.000	1	3	4	3.0	3	0	1	0	1	0	2.0	
Toledo	11/16/2022		11:42	1-1	1.000	0-0	.000	1-2	.500	0	2	2	2.8	5	1	1	0	2	3	2.3	
at Lindenwood	11/21/2022	*	26:16	2-6	.333	0-0	.000	4-6	.667	3	2	5	3.2	1	0	1	0	0	8	3.4	
vs UT Arlington	11/25/2022	*	10:05	1-1	1.000	0-0	.000	0-0	.000	0	0	0	2.7	4	0	1	0	0	2	3.2	
vs Charlotte	11/26/2022	*	13:26	1-3	.333	0-0	.000	0-0	.000	1	1	2	2.6	0	0	0	0	0	2	3.0	
at N.C. A&T	12/01/2022		06:36	1-1	1.000	0-0	.000	0-0	.000	0	1	1	2.4	2	1	1	0	0	2	2.9	
UIC	12/04/2022		05:47	0-1	.000	0-0	.000	0-0	.000	0	0	0	2.1	1	0	0	0	0	0	2.6	
at Xavier	12/09/2022		22:49	1-4	.250	0-0	.000	3-4	.750	0	4	4	2.3	3	2	2	0	2	5	2.8	
at Ohio	12/13/2022		15:08	3-3	1.000	0-0	.000	0-0	.000	1	2	3	2.4	2	2	0	0	1	6	3.1	
Southern Ind.	12/18/2022		12:04	1-4	.250	0-0	.000	0-2	.000	2	2	4	2.5	1	0	0	1	0	2	3.0	
at Northern Ky.	12/21/2022		18:60	2-2	1.000	0-0	.000	2-2	1.000	2	2	4	2.6	0	1	2	0	0	6	3.2	
at Wichita St.	12/30/2022		15:03	4-7	.571	0-0	.000	2-2	1.000	2	1	3	2.6	5	0	0	1	1	10	3.7	
Temple	01/07/2023	*	10:22	2-5	.400	0-0	.000	2-4	.500	1	3	4	2.7	2	1	1	0	0	6	3.9	
at SMU	01/10/2023	*	15:02	1-4	.250	0-0	.000	1-1	1.000	2	2	4	2.8	1	0	3	0	1	3	3.8	
Memphis	01/14/2023		10:41	0-1	.000	0-0	.000	0-0	.000	0	1	1	2.7	4	0	0	0	0	0	3.6	
at East Carolina	01/18/2023		20:27	4-5	.800	0-0	.000	4-4	1.000	1	1	2	2.7	3	0	4	1	1	12	4.1	
Houston	01/25/2023	*	15:33	2-4	.500	0-0	.000	0-0	.000	1	1	2	2.6	4	0	4	0	1	4	4.1	
Wichita St.	01/28/2023		05:05	0-0	.000	0-0	.000	0-0	.000	0	0	0	2.5	0	0	0	0	0	0	3.9	
at Tulane	02/04/2023		13:07	2-3	.667	0-0	.000	0-0	.000	2	0	2	2.5	1	1	1	0	1	4	3.9	
UCF	02/08/2023		05:35	0-1	.000	0-0	.000	0-0	.000	0	0	0	2.4	0	0	1	0	0	0	3.7	
at Temple	02/11/2023		03:07	0-0	.000	0-0	.000	0-0	.000	0	0	0	2.3	0	0	0	0	0	0	3.5	
East Carolina	02/15/2023		04:41	0-1	.000	0-0	.000	2-2	1.000	1	0	1	2.2	0	0	0	0	0	2	3.5	
Tulane	02/18/2023		14:19	2-5	.400	0-0	.000	1-2	.500	0	1	1	2.2	1	0	1	0	1	5	3.5	
at Memphis	02/22/2023		10:44	0-0	.000	0-0	.000	0-0	.000	1	1	2	2.2	1	2	0	0	0	0	3.4	
at UCF	02/25/2023	*	16:12	1-1	1.000	0-0	.000	0-0	.000	0	1	1	2.1	2	0	0	0	0	2	3.3	
Totals			10	350:06	34-73	.466	0-0	.000	22-31	.710	23	34	57	2.1	49	11	25	4	12	90	3.3

			Field Goals		3-Point		F-Throws		Rebounds								Scoring			
SEASON TEAM	GP-GS	MIN/AVG	FG-FGA	FG%	3FG-3FGA	3FG%	FT-FTA	FT%	OFF	DEF	TOT	AVG	PF-FO	A	TO	BLK	STL	PTS	AVG	
2019-20	UC	23-0	176/7.6	15-40	.375	0-0	.000	5-7	.714	10	17	27	1.2	29-0	3	14	8	4	35	1.5
2020-21	UC	23-5	435/18.9	33-74	.446	0-0	.000	19-29	.655	31	33	64	2.8	41-0	23	31	12	15	85	3.7
2021-22	UC	27-12	401/14.9	44-89	.494	0-0	.000	32-40	.800	31	41	72	2.7	46-0	19	21	15	8	120	4.4
2022-23	UC	27-10	350/13.0	34-73	.466	0-0	.000	22-31	.710	23	34	57	2.1	49-2	11	25	4	12	90	3.3
TOTAL		100-27	1362/13.6	126-276	.457	0-0	.000	78-107	.729	95	125	220	2.2	165-2	56	91	39	39	330	3.3

MISCELLANEOUS STATISTICS

	SEASON	CAREER
Double-Double.....		
10+ Plus Points.....	2	7
20+ Plus Points.....		
5+ Rebounds.....	1	8
5+ Assists.....		
10+ Rebounds.....		
10+ Assists.....		
2+ Blocks.....		8
2+ Steals.....	2	9
Led Team in Points.....		
Led Team in Rebounds.....		1
Led Team in Assists.....		
Led Team in Blocks.....	1	13
Led Team in Steals.....	2	8

SCOTT'S HIGHS

POINTS

Season..... 12 at East Carolina, 1/18/23
Conference..... 13 at Houston, 1/19/22
Career..... 13 at Houston, 1/19/22

REBOUNDS

Season..... 5 at Lindenwood, 11/21/22
Conference..... 7 vs. Tulane, 1/9/20
Career..... 9 vs. Ohio, 11/16/21

FG MADE

Season..... 4 at East Carolina, 1/18/23; at Wichita State, 12/30/22
Conference..... 5 vs. East Carolina, 12/20/20
Career..... 5 vs. East Carolina, 12/20/20

FG ATTEMPTED

Season..... 7 at Wichita State, 12/30/22
Conference..... 7 (4x) last at Wichita State, 12/30/22
Career..... 7 (5x) last at Wichita State, 12/30/22

THREE POINT FG MADE

Season.....
Conference.....
Career.....

THREE POINT FG ATTEMPTED

Season.....
Conference.....
Career.....

FT MADE

Season..... 4 at East Carolina, 1/18/23; at Lindenwood, 11/21/22
Conference..... 7 at Houston, 1/19/22
Career..... 7 at Houston, 1/19/22

FT ATTEMPTED

Season..... 6 at Lindenwood, 11/21/22
Conference..... 8 at Houston, 1/19/22
Career..... 8 at Houston, 1/19/22

ASSISTS

Season..... 2 (3x) last at Memphis, 2/22/23
Conference..... 3 (4x) last at Houston, 1/19/22
Career..... 4 at Utah, 11/19/21

BLOCKS

Season..... 1 (4x) last at East Carolina, 1/18/23
Conference..... 3 at South Florida, 2/16/22; at Memphis, 2/2/22
Career..... 3 at South Florida, 2/16/22; at Memphis, 2/2/22

STEALS

Season..... 2 at Xavier, 12/9/22; vs. Toledo, 11/16/22
Conference..... 2 (6x) last at South Florida, 2/16/22
Career..... 2 (9x) last at Xavier, 12/9/22

MINUTES

Season..... 26 at Lindenwood, 11/21/22
Conference..... 37 vs. East Carolina, 12/20/20
Career..... 37 vs. East Carolina, 12/20/20



11 | TAZIAH JENKS

R-So. | F | 6-0 | Louisville, Ky. | Mercy Academy | West Virginia | Tuh - ZYE - Uh (Rhymes with Rye) | Twitter: TaziahJ | IG: taziah.jenks

SEASON STATISTICS

MIN	PPG	RPG	APG	SPG
12.8	2.8	2.4	0.8	0.5

2022-23: Started nine games this season, including five of the last nine contests ... Pulled down five rebounds at UCF (2/25), four of which were offensive rebounds, for her fourth game with five-plus rebounds this season ... Recorded a career-high four assists and six rebounds vs. Tulane (2/18) ... Posted 12 points, six rebounds and a career-high four steals vs. UCF (2/8) ... Tied a career-high seven rebounds, in addition to seven points and team-high three assists in a career-high 31 minutes vs. Wichita State (1/28) ... Recorded a Cincinnati-high 13 points, in addition to three rebounds, two assists, two blocks and two steals vs. Houston (1/25) ... Added a career-high seven rebounds and five points vs. Southern Indiana (12/18) ... Scored the first four points of the game, finishing with six points and two steals at North Carolina A&T (12/1) ... After missing four games with injury, Jenks saw action vs. UT Arlington (11/25) and Charlotte (11/26) ... Recorded two points, three rebounds and two blocks vs. Charlotte (11/26) ... Started the season-opener at Louisville (11/7) after battling back from a torn ACL suffered last season against Ohio State (11/27/21) ... One of six players from within a 100-mile radius (Louisville, Ky.) on the roster.

2021-22: Played in six games with two starts, averaging 7.5 points, 3.2 rebounds, and 1.3 assists ... Posted a season-high 14 points on 6-10 from the field at Utah (11/19) ... Recorded a career-high six rebounds against Alabama A&M (11/10) ... Scored double digit points in three games before missing the rest of the season with injury ... Named to the AAC All-Academic Team.

2020-21 AT WEST VIRGINIA: Played in seven games, recording 1.4 points, 0.4 rebounds and 0.2 assists per game... Totaled a season-high seven points, two rebounds and an assist in nine minutes in the Big 12 Championship against Baylor.

HIGH SCHOOL/PREP: Four-star recruit coming out of Mercy Academy.... Ranked as the 29th-best wing by ESPN and 123rd nationally, 27th-best shooting guard by Collegiate Girls Basketball Report.

Opponent	Date	GS	MIN	Total		3-Pointers		Free throws		Rebounds				PF	A	TO	BLK	STL	PTS	AVG	
				FG-FGA	PCT	3FG-3FGA	PCT	FT-FTA	PCT	OFF	DEF	TOT	AVG								
at Louisville	11/07/2022	*	12:55	0-2	.000	0-0	.000	0-0	.000	0	0	0	0.0	0	0	1	0	0	0	0.0	
vs UT Arlington	11/25/2022		01:40	0-0	.000	0-0	.000	0-0	.000	0	0	0	0.0	2	0	1	0	0	0	0.0	
vs Charlotte	11/26/2022		09:29	1-2	.500	0-0	.000	0-0	.000	1	2	3	1.0	1	0	1	2	0	2	0.7	
at N.C. A&T	12/01/2022	*	14:08	2-5	.400	1-2	.500	1-2	.500	0	0	0	0.8	2	0	2	0	2	6	2.0	
UIC	12/04/2022	*	17:18	0-3	.000	0-0	.000	0-2	.000	3	1	4	1.4	1	2	2	0	0	0	1.6	
at Xavier	12/09/2022		14:02	1-4	.250	1-2	.500	0-2	.000	0	3	3	1.7	0	0	2	0	0	3	1.8	
at Ohio	12/13/2022		12:16	2-3	.667	1-2	.500	0-0	.000	1	0	1	1.6	2	1	1	0	1	5	2.3	
Southern Ind.	12/18/2022		17:14	1-7	.143	0-2	.000	3-4	.750	4	3	7	2.3	2	2	1	1	0	5	2.6	
at Northern Ky.	12/21/2022	*	08:12	0-3	.000	0-1	.000	0-0	.000	2	1	3	2.3	1	1	1	0	0	0	2.3	
at Wichita St.	12/30/2022		09:38	1-2	.500	1-1	1.000	0-0	.000	0	0	0	2.1	0	1	1	1	1	3	2.4	
Temple	01/07/2023		05:42	0-0	.000	0-0	.000	0-0	.000	0	1	1	2.0	0	0	0	0	0	0	2.2	
at SMU	01/10/2023		04:08	0-0	.000	0-0	.000	0-0	.000	0	0	0	1.8	1	0	1	0	0	0	2.0	
Memphis	01/14/2023		02:47	0-0	.000	0-0	.000	0-0	.000	0	0	0	1.7	1	0	0	0	0	0	1.8	
at East Carolina	01/18/2023		08:46	1-3	.333	0-2	.000	0-0	.000	1	1	2	1.7	1	0	0	0	0	2	1.9	
Houston	01/25/2023		22:06	2-8	.250	0-2	.000	9-12	.750	2	1	3	1.8	2	2	2	2	13	2.6		
Wichita St.	01/28/2023	*	30:41	2-10	.200	1-4	.250	2-5	.400	4	3	7	2.1	1	3	4	0	0	7	2.9	
at Tulsa	02/01/2023	*	15:50	2-9	.222	0-2	.000	0-2	.000	1	3	4	2.2	1	0	0	0	0	4	2.9	
at Tulane	02/04/2023	*	08:34	0-1	.000	0-0	.000	0-0	.000	0	0	0	2.1	0	1	0	0	1	0	2.8	
UCF	02/08/2023	*	29:30	4-8	.500	0-2	.000	4-6	.667	2	4	6	2.3	4	1	3	0	4	12	3.3	
at Temple	02/11/2023		19:04	2-3	.667	0-0	.000	0-0	.000	0	0	0	2.2	3	1	0	0	1	4	3.3	
East Carolina	02/15/2023		03:31	0-0	.000	0-0	.000	0-0	.000	0	2	2	2.2	0	0	1	0	0	0	3.1	
Tulane	02/18/2023		16:21	0-5	.000	0-0	.000	0-0	.000	1	5	6	2.4	1	4	1	1	1	0	3.0	
at Memphis	02/22/2023	*	10:53	0-2	.000	0-1	.000	1-2	.500	0	0	0	2.3	2	1	0	0	0	1	2.9	
at UCF	02/25/2023		11:33	0-5	.000	0-0	.000	0-0	.000	4	1	5	2.4	0	0	0	0	0	0	2.8	
Totals			9	306:18	21-85	.247	5-23	.217	20-37	.541	26	31	57	2.4	28	20	25	7	13	67	2.8

SEASON	TEAM	GP-GS	MIN/AVG	Field Goals		3-Point		F-Throws		Rebounds				Scoring	
				FG-FGA	FG%	3FG-3FGA	3FG%	FT-FTA	FT%	OFF	DEF	TOT	AVG	PF-FO	A
2020-21	WVU	8-0	25/3.1	4-8	.500	0-0	.000	1-2	.500	1	1	2	0.3	1-0	1
2021-22	UC	6-2	115/19.2	17-44	.386	3-9	.333	8-15	.533	12	7	19	3.2	10-0	8
2022-23	UC	24-9	306/12.8	21-85	.247	5-23	.217	20-37	.541	26	31	57	2.4	28-0	20
TOTAL FOR UC	30-11	421/14.0	38-129	.295	8-32	.250	28-52	.538	38	38	76	2.5	38-0	28	37
TOTAL	38-11	446/11.7	42-137	.307	8-32	.250	29-54	.537	39	39	78	2.1	39-0	29	38

MISCELLANEOUS STATISTICS

	SEASON	CAREER
Double-Double.....	1	4
10+ Plus Points.....	1	4
20+ Plus Points.....	4	7
5+ Rebounds.....	4	7
5+ Assists.....	3	3
10+ Rebounds.....	2	2
10+ Assists.....	2	2
2+ Blocks.....	2	3
2+ Steals.....	1	2
Led Team in Points.....	1	2
Led Team in Rebounds.....	1	3
Led Team in Assists.....	3	4
Led Team in Blocks.....	3	2
Led Team in Steals.....	2	2
*At West Virginia (Big 12)		

JENKS' HIGHS

POINTS

Season.....	13 vs. Houston, 1/25/23
Conference.....	13 vs. Houston, 1/25/23
Career.....	14 at Utah, 11/19/21

REBOUNDS

Season 7 vs. Wichita State, 1/28/23 vs. Southern Indiana, 12/18/22	
Conference.....	7 vs. Wichita State, 1/28/23
Career.....	7 vs. Wichita State, 1/28/23 vs. Southern Indiana, 12/18/22

FG MADE

Season.....	4 vs. UCF, 2/8/23
Conference.....	4 vs. UCF, 2/8/23
Career.....	6 at Utah, 11/19/21

FG ATTEMPTED

Season.....	10 vs. Wichita State, 1/28/23
Conference.....	10 vs. Wichita State, 1/28/23
Career.....	12 vs. Bellarmine, 11/12/21

THREE POINT FG MADE

Season.....	1 (5x) last vs. Wichita State, 1/28/23
Conference.....	1 vs. Wichita State, 1/28/23; at Wichita State, 12/30/22
Career.....	1 (8x) last vs. Wichita State, 1/28/23

THREE POINT FG ATTEMPTED

Season.....	4 vs. Wichita State, 1/28/23
Conference.....	4 vs. Wichita State, 1/28/23
Career.....	4 vs. Wichita State, 1/28/23

FT MADE

Season.....	9 vs. Houston, 1/25/23
Conference.....	9 vs. Houston, 1/25/23
Career.....	9 vs. Houston, 1/25/23

FT ATTEMPTED

Season.....	12 vs. Houston, 1/25/23
Conference.....	12 vs. Houston, 1/25/23
Career.....	12 vs. Houston, 1/25/23

ASSISTS

Season.....	4 vs. Tulane, 2/18/23
Conference.....	4 vs. Tulane, 2/18/23
Career.....	4 vs. Tulane, 2/18/23

BLOCKS

Season.....	2 vs. Houston, 1/25/23; vs. Charlotte, 11/26/22
Conference.....	2 vs. Houston, 1/25/23
Career.....	2 vs. Houston, 1/25/23; vs. Charlotte, 11/26/22

STEALS

Season.....	4 vs. UCF, 2/8/23
Conference.....	4 vs. UCF, 2/8/23
Career.....	4 vs. UCF, 2/8/23

MINUTES

Season.....	31 vs. Wichita State, 1/28/23
Conference.....	31 vs. Wichita State, 1/28/23
Career.....	31 vs. Wichita State, 1/28/23

*At West Virginia (Big 12)

20 | JILLIAN HAYES

Jr. | G | 6-1 | Cincinnati, Ohio | Loveland High School | Twitter: jillianhayess | IG: jillianhayes



SEASON STATISTICS

MIN	PPG	RPG	APG	FG%
31.8	12.8	8.7	2.1	39.1

2022-23: Only Bearcat to start every game ... Her 1.3 (1.29) blocks per game and 36 blocks ranks fifth in the conference as of Feb. 27 ... Played 30-plus minutes in all but one conference contest ... Scored in double-figures in 22 games, including 12 straight games from 11/10-12/21 ... Has led the team in scoring 13 times, including turning in 16 points at UCF last time out (2/25) ... Recorded her ninth double-double of the season with 10 points and 10 rebounds at Memphis (2/22) ... Pulled down a career-high 15 rebounds vs. Tulane (2/18), the most by a Bearcat this season ... Posted 10 points and 12 rebounds vs. East Carolina (2/15) ... Recorded 17 points and 13 rebounds vs. UCF (2/8) ... Posted 11 points and 11 rebounds at Tulsa (2/1) ... Turned in 10 points and 10 rebounds at SMU (1/10) ... Named to consecutive AAC Weekly Honor Rolls on Nov. 28 and Dec. 5 ... Turned in 18 points and 11 rebounds, in addition to five steals and three blocks at Xavier (12/9) ... Scored 20 points, six rebounds, five assists vs. UIC (12/4) ... Recorded 16 points and 14 rebounds vs. UT Arlington (11/25) ... Led the team with 18 points and 10 rebounds at Lindenwood (11/21) ... Finished with 21 points, team-high eight rebounds and two blocks vs. Toledo (11/16) ... Recorded a game-high 19 points, 15 of which came in the first half, in addition to nine rebounds and three assists vs. Tennessee Tech (11/10) ... Named to the American Preseason All-Conference Second Team ... One of two players from Cincinnati (Clarissa Craig) and one of six from within a 100-mile radius (Cincinnati, Ohio) on the roster ... One of three team captains (Mya Jackson, Jacy Scott).

2022-21: Started all 28 games, averaging 11.5 points, 6.8 rebounds, 2.8 assists, 2.2 steals and 1.3 blocks in 31.2 minutes... Led the team in total points (321), rebounds (190), steals (62) and blocks (36) ... Ranked 10th in defensive rebounds (5.0), 13th in minutes played (31.3) and 16th in points (11.5) and assists (2.8) per game in the AAC ... Averages increased to 12.1 points and 7.0 rebounds per game in AAC play, which ranked second and first among conference sophomores, respectively ... Finished in double figures in 16 games, including 10 conference contests ... Totaled three double-doubles in conference against Wichita State (1/13) and back-to-back against Temple (1/26) and Tulsa (1/29) ... Posted a career-high 23 points on 9-of-15 shooting with five rebounds against Central Michigan (12/01) ... Notched 11 points and a career-high seven steals at Marquette (12/22) ... Named to the AAC All-Academic Team.

2020-21: Named to AAC All-Freshman Team ... Played in 24 games with 20 starts, averaging 7.6 points, 5.3 rebounds, 2.7 assists, 1.4 steals and 1.1 blocks in 32.2 minutes ... Led the team with 34 steals and ranked third with 5.6 rebounds and fourth with 7.6 points per game ... Ranked first among conference freshman in blocks (1.1), second in defensive rebounds (4.4), third in minutes played (32.3) and assists per game (2.7) ... Scored a season-high 20 points on 9-of-16 shooting with four rebounds at Temple (1/13) ... Dished a career-high nine assists vs. UCF (2/13) ... Named to the AAC All-Academic Team.

HIGH SCHOOL/PREP: Ranked 116th nationally in the 2020 class by Collegiate Girls Basketball Report ... Four-star recruit by Prospects Nation ... Averaged 18.3 points, 9.6 rebounds, 3.1 steals, 2.0 assists as a senior at Loveland High School ... Named Eastern Cincinnati Conference Co-Player of the Year ... Totaled the most career points (1,412) and career rebounds (778) in school history.

PERSONAL: Her father, Jonathan, was a former NFL player with the Kansas City Chiefs (1985-1993) and Pittsburgh Steelers (1994-1998), assistant coach with the Cincinnati Bengals (2003-18) and recent head coach for the NFL's St. Louis BattleHawks (2020); mother, Kristi, was the 1995 Missouri Valley Conference Women's Basketball Player of the Year at Drake; and brother, Jaxson, played at Texas and was the eighth overall pick in the 2019 NBA Draft by the Atlanta Hawks, currently playing for the New Orleans Pelicans.

Opponent	Date	GS	MIN	Total		3-Pointers		Free throws		Rebounds			PF	A	TO	BLK	STL	PTS	AVG		
				FG-FGA	PCT	3FG-3FGA	PCT	FT-FTA	PCT	OFF	DEF	TOT								AVG	
at Louisville	11/07/2022	*	17:48	0-9	.000	0-0	.000	3-6	.500	1	2	3	3.0	5	0	1	3	3.0			
Tennessee Tech	11/10/2022	*	25:13	8-15	.533	0-0	.000	3-5	.600	4	5	9	6.0	1	3	1	1	19	11.0		
Radford	11/13/2022	*	25:42	3-10	.300	0-1	.000	5-8	.625	2	8	10	7.3	3	3	2	3	2	11	11.0	
Toledo	11/16/2022	*	35:13	8-13	.615	0-0	.000	5-7	.714	4	4	8	7.5	4	0	4	2	1	21	13.5	
at Lindenwood	11/21/2022	*	32:38	7-12	.583	0-0	.000	4-4	1.000	6	4	10	8.0	5	1	3	0	3	18	14.4	
vs UT Arlington	11/25/2022	*	30:25	7-15	.467	0-1	.000	2-5	.400	3	11	14	9.0	3	1	6	1	0	16	14.7	
vs Charlotte	11/26/2022	*	33:42	5-17	.294	0-0	.000	2-4	.500	2	5	7	8.7	3	5	2	2	2	12	14.3	
at N.C. A&T	12/01/2022	*	35:34	6-7	.857	0-0	.000	4-8	.500	5	4	9	8.8	2	3	5	3	2	16	14.5	
UIC	12/04/2022	*	31:15	9-16	.563	0-0	.000	2-3	.667	2	4	6	8.4	5	5	2	0	1	20	15.1	
at Xavier	12/09/2022	*	33:41	5-15	.333	0-0	.000	8-10	.800	4	7	11	8.7	4	0	7	3	5	18	15.4	
at Ohio	12/13/2022	*	29:55	2-9	.222	0-0	.000	6-10	.600	4	4	8	8.6	1	2	5	3	3	10	14.9	
Southern Ind.	12/18/2022	*	24:36	5-12	.417	0-0	.000	5-7	.714	3	5	8	8.6	1	4	3	2	2	15	14.9	
at Northern Ky.	12/21/2022	*	30:05	7-15	.467	0-0	.000	2-3	.667	1	7	8	8.5	4	2	5	1	0	16	15.0	
at Wichita St.	12/30/2022	*	30:19	1-8	.125	0-2	.000	3-3	1.000	1	6	7	8.4	4	1	2	2	1	5	14.3	
Temple	01/07/2023	*	29:15	5-12	.417	0-0	.000	3-3	1.000	1	7	8	8.4	5	2	5	3	0	13	14.2	
at SMU	01/10/2023	*	35:58	4-15	.267	0-0	.000	2-2	1.000	2	8	10	8.5	1	2	2	2	2	10	13.9	
Memphis	01/14/2023	*	36:34	4-13	.308	0-1	.000	2-5	.400	3	5	8	8.5	2	2	6	2	0	10	13.7	
at East Carolina	01/18/2023	*	36:34	6-13	.462	0-0	.000	3-3	1.000	4	4	8	8.4	0	4	1	0	1	15	13.8	
Houston	01/25/2023	*	35:15	3-12	.250	0-0	.000	2-2	1.000	2	6	8	8.4	1	0	5	1	1	8	13.5	
Wichita St.	01/28/2023	*	32:18	2-8	.250	0-0	.000	0-0	.000	0	4	4	8.2	5	0	4	0	0	4	13.0	
at Tulsa	02/01/2023	*	34:27	4-10	.400	0-1	.000	3-4	.750	3	8	11	8.3	5	2	3	0	3	11	12.9	
at Tulane	02/04/2023	*	31:02	3-10	.300	0-0	.000	2-2	1.000	1	5	6	8.2	4	1	2	1	1	8	12.7	
UCF	02/08/2023	*	32:45	5-12	.417	0-0	.000	7-7	1.000	4	9	13	8.4	1	1	1	3	2	17	12.9	
at Temple	02/11/2023	*	38:04	6-15	.400	0-0	.000	6-8	.750	4	5	9	8.5	0	3	4	1	2	18	13.1	
East Carolina	02/15/2023	*	33:08	5-12	.417	0-0	.000	0-0	.000	2	10	12	8.6	5	3	2	0	1	10	13.0	
Tulane	02/18/2023	*	33:12	3-12	.250	0-0	.000	2-5	.400	6	9	15	8.8	2	0	1	0	2	8	12.8	
at Memphis	02/22/2023	*	36:01	4-12	.333	0-0	.000	2-5	.400	3	7	10	8.9	2	5	2	0	3	10	12.7	
at UCF	02/25/2023	*	30:03	7-14	.500	0-0	.000	2-2	1.000	0	3	3	8.7	4	4	1	0	2	16	12.8	
Totals			28	890:42	134-343	.391	0-6	.000	90-131	.687	77	166	243	8.7	82	59	87	36	44	358	12.8

				Field Goals		3-Point		F-Throws		Rebounds						Scoring				
SEASON	TEAM	GP-GS	MIN/AVG	FG-FGA	FG%	3FG-3FGA	3FG%	FT-FTA	FT%	OFF	DEF	TOT	AVG	PF-FO	A	TO	BLK	STL	PTS	AVG
2020-21	UC	24-20	772/32.2	64-206	.311	4-43	.093	50-87	.575	20	106	126	5.3	72-3	64	76	26	34	182	7.6
2021-22	UC	28-28	874/31.2	110-306	.359	0-4	.000	101-144	.701	51	139	190	6.8	74-2	79	94	36	62	321	11.5
2022-23	UC	28-28	891/31.7	134-343	.391	0-6	.000	90-131	.687	77	166	243	8.7	82-7	59	87	36	44	358	12.8
TOTAL		80-76	2537/31.7	308-855	.360	4-53	.075	241-362	.666	148	411	559	7.0	228-12	202	257	98	140	861	10.8

MISCELLANEOUS STATISTICS

	SEASON	CAREER
Double-Double.....	9	12
10+ Plus Points.....	22	41
20+ Plus Points.....	2	6
5+ Rebounds.....	25	62
5+ Assists.....	3	14
10+ Rebounds.....	10	15
10+ Assists.....		
2+ Blocks.....	12	30
2+ Steals.....	14	42
Led Team in Points.....	13	24
Led Team in Rebounds.....	22	42
Led Team in Assists.....	6	17
Led Team in Blocks.....	12	35
Led Team in Steals.....	9	34

HAYES' HIGHS

POINTS

Season..... 21 vs. Toledo, 11/16/22
Conference..... 21 at Tulane, 2/13/22; vs. Wichita State, 1/13/22
Career..... 23 vs. Central Michigan, 12/1/21

REBOUNDS

Season..... 15 vs. Tulane, 2/18/23
Conference..... 15 vs. Tulane, 2/18/23
Career..... 15 vs. Tulane, 2/18/23

FG MADE

Season..... 9 vs. UIC, 12/4/22
Conference..... 9 at Temple, 1/13/21
Career..... 9 (3x) last vs. UIC, 12/4/22

FG ATTEMPTED

Season..... 17 vs. Charlotte, 11/26/22
Conference..... 17 at Tulane, 2/13/22; vs. Temple, 2/3/21
Career..... 18 vs. NC A&T, 12/19/21

THREE POINT FG MADE

Season.....
Conference..... 2 vs. Wichita State, 1/27/21; vs. Tulane, 1/9/21
Career..... 2 vs. Wichita State, 1/27/21; vs. Tulane, 1/9/21

THREE POINT FG ATTEMPTED

Season..... 2 at Wichita State, 12/30/22
Conference..... 6 vs. Tulane, 1/9/21
Career..... 6 vs. Tulane, 1/9/21

FT MADE

Season..... 8 at Xavier, 12/9/22
Conference..... 10 at Temple, 1/26/22
Career..... 10 at Temple, 1/26/22

FT ATTEMPTED

Season..... 10 at Ohio, 12/13/22; at Xavier, 12/9/22
Conference..... 12 at Temple, 1/26/22
Career..... 12 at Temple, 1/26/22

ASSISTS

Season..... 5 (3x) last at Memphis, 2/22/23
Conference..... 9 vs. UCF, 2/13/21
Career..... 9 vs. UCF, 2/13/21

BLOCKS

Season..... 3 (6x) last vs. UCF, 2/8/23
Conference..... 3 (8x) last vs. UCF, 2/8/23
Career..... 4 vs. AAMU, 11/10/21

STEALS

Season..... 5 at Xavier, 12/9/22
Conference..... 5 at Houston, 1/19/22
Career..... 7 at Marquette, 12/22/21

MINUTES

Season..... 38 at Temple, 2/11/23
Conference..... 40 vs. UCF, 2/13/21; at Memphis, 2/10/21
Career..... 42 vs. NC A&T, 12/19/21

22 | MALEA WILLIAMS

Jr. | F/C | 6-3 | Georgetown, Ky. | Scott County High School | Louisville | Muh - LAY - Uh | Twitter: 88gigs | IG: leaskipppyy



SEASON STATISTICS

MIN	PPG	RPG	BPG	FG%
17.8	4.8	4.5	1.5	34.5

2022-23: All four of her starts this season have come in conference contests ... Has recorded 10 multi-block games and led the team in blocks 14 times this season ... Her conference-leading 43 blocks ranks 49th nationally as of Feb. 27 ... Her 1.5 (1.54) blocks per game ranks second in the conference and 58th nationally as of Feb. 27 ... Finished with a career-high 16 points and tied a conference-high eight rebounds in a career-high 35 minutes at UCF (2/25) ... Finished with six points, five rebounds and four blocks at Memphis (2/22) ... Turned in four points and a team-high in rebounds, assists and blocks with seven rebounds, three assists and four blocks in a 32 minutes vs. Wichita State (1/28) ... Posted eight points and four rebounds on 3-3 from the field in 23 minutes at East Carolina (1/18) ... Made her first start of the season, posting a team-high eight rebounds and three blocks in 21 minutes vs. Temple (1/7) ... Set an individual program record with seven blocks, in addition to 11 points and four rebounds in 26 minutes at Wichita State (12/30) ... Turned in a career-high four assists and tied a career-high 10 rebounds at Ohio (12/13) ... Turned in 11 points and three rebounds at North Carolina A&T (12/1) ... Recorded eight points and eight rebounds, in addition to four blocks and a steal in 21 minutes vs. UT Arlington (11/25) ... One of six from within a 100-mile radius (Georgetown, Ky.) on the roster.

2021-22: Played in all 28 games with three starts, averaging 3.9 points, 3.5 rebounds, 0.3 assists, 0.6 steals and 0.6 blocks in 13.7 minutes ... Posted previous career-high of 14 points, in addition to two blocks and one assist against Xavier (12/12) ... Neared her first collegiate double-double with nine points and a season-high 10 rebounds at Chattanooga (12/15).

2020-21 AT LOUISVILLE: Played in eight games, averaging 1.5 points on 2.5 minutes per game ... Scored five points in four minutes in the first round of the NCAA Tournament vs. Marist (3/22) ... Posted seven points, her first collegiate points, and three rebounds in the win over UT Martin (1/5) ... Saw first collegiate action vs. Bellarmine (1/2), playing five minutes and recording a rebound.

HIGH SCHOOL/PREP: Named Kentucky Association of Basketball Coaches Region 11 Player of the Year and to the Kentucky All-State Girls Basketball Team ... A finalist for Kentucky Lions Eye Association Miss Basketball ... During her senior season, she averaged 19.6 points, 13.6 rebounds, 2.1 assists and 1.8 steals per game ... Finished her career with 1,300 points and 1,200 rebounds at Scott County High School.

Opponent	Date	GS	MIN	Total		3-Pointers		Free throws		Rebounds				PF	A	TO	BLK	STL	PTS	AVG
				FG-FGA	PCT	3FG-3FGA	PCT	FT-FTA	PCT	OFF	DEF	TOT	AVG							
at Louisville	11/07/2022		12:30	1-1	1.000	0-0	.000	1-2	.500	1	1	2	2.0	1	0	1	1	1	3	3.0
Tennessee Tech	11/10/2022		18:56	2-7	.286	1-3	.333	2-4	.500	3	3	6	4.0	0	0	0	3	1	7	5.0
Radford	11/13/2022		11:51	1-4	.250	0-0	.000	0-0	.000	1	1	2	3.3	3	0	1	0	0	2	4.0
Toledo	11/16/2022		09:56	0-1	.000	0-0	.000	0-0	.000	0	1	1	2.8	0	0	2	1	1	0	3.0
at Lindenwood	11/21/2022		14:16	3-5	.600	0-0	.000	0-0	.000	3	1	4	3.0	4	1	1	2	1	6	3.6
vs UT Arlington	11/25/2022		20:43	3-5	.600	0-1	.000	2-2	1.000	1	7	8	3.8	2	0	1	4	1	8	4.3
vs Charlotte	11/26/2022		16:55	2-7	.286	0-2	.000	0-0	.000	4	4	8	4.4	2	1	2	0	0	4	4.3
at N.C. A&T	12/01/2022		15:30	4-8	.500	1-3	.333	2-4	.500	1	2	3	4.3	2	0	1	0	0	11	5.1
UIC	12/04/2022		15:29	1-6	.167	0-4	.000	2-4	.500	5	0	5	4.3	2	0	1	1	0	4	5.0
at Xavier	12/09/2022		13:09	2-3	.667	0-0	.000	0-0	.000	0	3	3	4.2	1	0	1	0	1	4	4.9
at Ohio	12/13/2022		22:33	1-6	.167	1-1	1.000	0-0	.000	4	6	10	4.7	2	4	4	0	2	3	4.7
Southern Ind.	12/18/2022		19:26	1-3	.333	1-2	.500	3-4	.750	1	1	2	4.5	3	1	2	1	0	6	4.8
at Northern Ky.	12/21/2022		23:33	1-8	.125	0-3	.000	0-0	.000	5	2	7	4.7	0	1	2	1	1	2	4.6
at Wichita St.	12/30/2022		26:00	5-9	.556	1-2	.500	0-0	.000	0	4	4	4.6	0	2	2	7	0	11	5.1
Temple	01/07/2023	*	21:22	0-4	.000	0-0	.000	1-2	.500	4	4	8	4.9	2	1	3	3	1	1	4.8
at SMU	01/10/2023	*	13:58	2-5	.400	0-1	.000	1-1	1.000	1	3	4	4.8	2	0	2	3	0	5	4.8
Memphis	01/14/2023		07:15	0-1	.000	0-0	.000	2-2	1.000	0	3	3	4.7	2	0	1	0	1	2	4.6
at East Carolina	01/18/2023		22:34	3-3	1.000	0-0	.000	2-2	1.000	3	3	6	4.8	3	0	6	0	0	8	4.8
Houston	01/25/2023	*	29:35	1-4	.250	0-0	.000	2-4	.500	1	2	3	4.7	3	2	0	0	0	4	4.8
Wichita St.	01/28/2023	*	31:55	1-7	.143	1-2	.500	1-2	.500	0	7	7	4.8	4	3	4	4	0	4	4.8
at Tulsa	02/01/2023		21:05	3-5	.600	1-1	1.000	0-0	.000	0	5	5	4.8	1	0	1	1	0	7	4.9
at Tulane	02/04/2023		07:06	0-2	.000	0-0	.000	2-2	1.000	0	1	1	4.6	2	0	0	0	0	2	4.7
UCF	02/08/2023		11:17	0-3	.000	0-0	.000	0-0	.000	0	1	1	4.5	2	0	0	2	0	0	4.5
at Temple	02/11/2023		10:51	0-1	.000	0-0	.000	2-2	1.000	2	1	3	4.4	3	2	1	1	0	2	4.4
East Carolina	02/15/2023		13:25	1-4	.250	0-0	.000	2-4	.500	0	2	2	4.3	3	0	2	1	0	4	4.4
Tulane	02/18/2023		15:51	1-6	.167	0-3	.000	0-0	.000	2	2	4	4.3	2	2	0	0	1	2	4.3
at Memphis	02/22/2023		16:29	3-8	.375	0-2	.000	0-0	.000	2	3	5	4.3	1	0	0	4	1	6	4.4
at UCF	02/25/2023		34:50	6-13	.462	1-2	.500	3-4	.750	1	7	8	4.5	4	0	2	3	2	16	4.8
Totals			4 498:20	48-139	.345	8-32	.250	30-45	.667	45	80	125	4.5	56	20	43	43	15	134	4.8

SEASON	TEAM	GP-GS	MIN/AVG	Field Goals		3-Point		F-Throws		Rebounds				PF-FO		A	TO	BLK	STL	Scoring	
				FG-FGA	FG%	3FG-3FGA	3FG%	FT-FTA	FT%	OFF	DEF	TOT	AVG	PF-FO	FO					PTS	AVG
2020-21	LOU	8-0	20/2.5	4-7	.571	2-3	.667	2-2	1.000	0	5	5	0.6	2-0	0	2	2	0	12	1.5	
2021-22	UC	28-3	383/13.7	45-109	.413	10-44	.227	10-15	.667	28	69	97	3.5	41-0	8	17	17	18	110	3.9	
2022-23	UC	28-4	498/17.8	48-139	.345	8-32	.250	30-45	.667	45	80	125	4.5	56-0	20	43	43	15	134	4.8	
TOTAL FOR UC		56-7	881/15.7	93-248	.375	18-76	.237	40-60	.667	73	149	222	4.0	97-0	28	60	60	33	244	4.4	
TOTAL		64-7	901/14.1	97-255	.380	20-79	.253	42-62	.677	73	154	227	3.5	99-0	28	62	62	33	256	4.0	

MISCELLANEOUS STATISTICS

	SEASON	CAREER
Double-Double.....		
10+ Plus Points.....	3	6
20+ Plus Points.....		
5+ Rebounds.....	12	18
5+ Assists.....		
10+ Rebounds.....	1	2
10+ Assists.....		
2+ Blocks.....	10	10/14*
2+ Steals.....	2	7
Led Team in Points.....	2	3
Led Team in Rebounds.....	5	9
Led Team in Assists.....	3	3
Led Team in Blocks.....	14	20/21*
Led Team in Steals.....	2	5
*Total including Louisville (ACC)		

WILLIAMS' HIGHS

POINTS

Season.....	16 at UCF, 2/25/23
Conference.....	16 at UCF, 2/25/23
Career.....	16 at UCF, 2/25/23

REBOUNDS

Season.....	10 at Ohio, 12/13/22
Conference.....	8 (3x) last at UCF, 2/25/23
Career.....	10 at Ohio, 12/13/22; at UTC, 12/15/21

FG MADE

Season.....	6 at UCF, 2/25/23
Conference.....	6 at UCF, 2/25/23
Career.....	6 (3x) last at UCF, 2/25/23

FG ATTEMPTED

Season.....	13 at UCF, 2/25/23
Conference.....	13 at UCF, 2/25/23
Career.....	13 at UCF, 2/25/23

THREE POINT FG MADE

Season.....	1 (8x) last at UCF, 2/25/23
Conference.....	2 vs. Temple, 1/8/22
Career.....	2 vs. Temple, 1/8/22; vs. Xavier, 12/12/21

THREE POINT FG ATTEMPTED

Season.....	4 vs. UIC, 12/4/22
Conference.....	4 vs. Wichita State, 1/13/22
Career.....	4 (3x) last vs. UIC, 12/4/22

FT MADE

Season.....	3 at UCF, 2/25/23; vs. Southern Indiana, 12/18/22
Conference.....	3 at UCF, 2/25/23
Career.....	3 at UCF, 2/25/23; vs. Southern Indiana, 12/18/22

FT ATTEMPTED

Season.....	4 (7x) last at UCF, 2/25/23
Conference.....	4 (3x) last at UCF, 2/25/23
Career.....	4 (8x) last at UCF, 2/25/23

ASSISTS

Season.....	4 at Ohio, 12/13/22
Conference.....	3 vs. Wichita State, 1/28/23
Career.....	4 at Ohio, 12/13/22

BLOCKS

Season.....	7 at Wichita State, 12/30/22
Conference.....	7 at Wichita State, 12/30/22
Career.....	7 at Wichita State, 12/30/22

STEALS

Season.....	2 at UCF, 2/25/23; at Ohio, 12/13/22
Conference.....	2 (3x) last at UCF, 2/25/23
Career.....	2 (7x) last at UCF, 2/25/23

MINUTES

Season.....	35 at UCF, 2/25/23
Conference.....	35 at UCF, 2/25/23
Career.....	35 at UCF, 2/25/23

23 | MYA JACKSON

Sr. | G | 5-7 | Wilmington, Ohio | Wilmington High School | Seton Hall | My - UH | Twitter: myajack10 | Instagram: myaj_10

SEASON STATISTICS				
MIN	PPG	RPG	APG	FT%
33.0	11.4	2.8	2.7	81.7



2022-23: One of 14 active AAC players (one of 11 at the time) to surpass 1,000 career points with a team-high 18 points vs. Memphis (1/14) ... Scored in double-figures 17 times this season, including three of the last four games ... Led the team in assists 11 times and points eight times ... Logged 30-plus minutes in 20 games ... Scored a team-high 15 points on 6-13 from the field vs. Tulane (2/18) ... Turned in 18 points and a season-high eight rebounds at Temple (2/11) ... Recorded nine points and a career-high four steals; made a driving off-balance layup with 12 seconds left to secure the win at Tulane (2/4) ... Returned to the starting lineup and finished with 10 points, a team-high five assists and four rebounds at Tulsa (2/1) ... Came off the bench from the first time this season and turned in a team-high 12 points and two assists vs. Wichita State (1/28) after a one-game absence due to injury ... Scored a game-high 19 points vs. Southern Indiana (12/18) ... Finished with 16 points and a career-high six assists at North Carolina A&T (12/1) ... Scored a season-high 24 points and added four rebounds and two assists while playing all 45 minutes vs. Toledo (11/16) ... Totaled 12 points and a team-high four assists in 35 minutes in her Bearcat debut at Louisville (11/7) ... One of three newcomers (Seton Hall) and one of six from within a 100-mile radius (Wilmington, Ohio) on the roster... Career 39.4 percent three-point shooter in three seasons at Seton Hall ... One of three team captains (Jillian Hayes, Jadyn Scott).

2021-22 AT SETON HALL: Started 33 of 34 games, averaging 9.0 points, 2.9 rebounds and 1.3 assists in 32.0 minutes per game ... Ranked eighth in the BIG EAST with a 37.3 three-point percentage, her third straight season converting on at least 37.0 percent from behind the arc ... Ranked 12th in the BIG EAST with 1.6 three-point field goals made and 32.0 minutes per game ... Scored in double-figures in 15 games ... Notched a season-high 20 points, on 4-for-8 from three, with five rebounds and three steals at Xavier (3/1) ... Named to the BIG EAST All-Academic Team.

2020-21 AT SETON HALL: Only player that started in all 21 games ... Averaged 10.6 points, 2.8 rebounds and 1.5 assists per game ... Ranked fourth in the BIG East with a 41.7 three-point percentage and sixth with 1.9 three-point field goals made per game ... Reached 20 points in four games and scored double-figures in nine ... Led the team in scoring four times ... Erupted for a career-high 27 points and four rebounds vs. Wagner (12/11) ... Member of the Student-Athlete Advisory Committee ... Named to the BIG EAST All-Academic Team.

2019-20 AT SETON HALL: Named to the Big East All-Freshman Team ... Played in 27 games with five starts, averaging 10.0 points per game with a 40.0 three-point percentage ... Made 52 three-pointers, second most on the team ... Scored in double-figures 13 times, including two game of at least 20 points ... Posted 25 points on 9-for-12 shooting, including 7-for-9 from three, at Xavier (12/31) ... Had 21 points on 8-for-12 from the field against UConn (12/5) ... Made her first collegiate start against Saint Joseph's on (11/17) ... Named to BIG EAST All-Academic Team.

HIGH SCHOOL/PREP: Four-year team captain at Wilmington High School ... Four-time First Team All-Conference and two-time Second Team All-State ... Two-time Division Player of the Year and 2019 Dayton Division 1 All-Area Player of the Year ... Holds the school and Clinton County record with 2,033 career points.

Opponent	Date	GS	MIN	Total		3-Pointers		Free throws		Rebounds				PF	A	TO	BLK	STL	PTS	AVG	
				FG-FA	PCT	3FG-3FGA	PCT	FT-FTA	PCT	OFF	DEF	TOT	AVG								
at Louisville	11/07/2022	*	35:07	5-10	.500	2-2	1.000	0-0	.000	1	2	3	3.0	0	4	8	0	0	12	12.0	
Tennessee Tech	11/10/2022	*	38:39	7-12	.583	1-4	.250	3-5	.600	3	3	6	4.5	1	5	1	0	3	18	15.0	
Radford	11/13/2022	*	37:30	3-12	.250	1-2	.500	4-4	1.000	2	0	2	3.7	2	5	3	0	1	11	13.7	
Toledo	11/16/2022	*	45:00	10-19	.526	1-4	.250	3-6	.500	2	2	4	3.8	2	2	3	0	0	24	16.3	
at Lindenwood	11/21/2022	*	34:30	4-13	.308	0-3	.000	5-5	1.000	2	3	5	4.0	1	4	3	0	3	13	15.6	
vs UT Arlington	11/25/2022	*	36:26	6-16	.375	0-4	.000	3-3	1.000	0	2	2	3.7	3	5	2	0	1	15	15.5	
vs Charlotte	11/26/2022	*	32:32	5-13	.385	0-3	.000	1-1	1.000	0	3	3	3.6	3	2	5	0	1	11	14.9	
at N.C. A&T	12/01/2022	*	37:30	5-11	.455	1-4	.250	5-6	.833	1	4	5	3.8	1	6	1	0	2	16	15.0	
UIC	12/04/2022	*	35:34	4-9	.444	1-2	.500	2-2	1.000	1	0	1	3.4	2	4	2	0	2	11	14.6	
at Xavier	12/09/2022	*	33:49	0-13	.000	0-4	.000	0-0	.000	2	2	4	3.5	0	3	2	0	2	0	13.1	
at Ohio	12/13/2022	*	23:47	3-6	.500	1-2	.500	0-0	.000	0	0	0	3.2	2	1	5	0	2	7	12.5	
Southern Ind.	12/18/2022	*	23:45	7-10	.700	4-6	.667	1-1	1.000	0	0	0	2.9	0	2	1	0	2	19	13.1	
at Northern Ky.	12/21/2022	*	35:49	6-12	.500	3-5	.600	2-3	.667	0	3	3	2.9	2	0	2	0	0	17	13.4	
at Wichita St.	12/30/2022	*	37:01	3-10	.300	2-5	.400	0-0	.000	3	4	7	3.2	1	3	3	0	0	8	13.0	
Temple	01/07/2023	*	37:24	3-12	.250	0-5	.000	0-0	.000	1	0	1	3.1	1	3	1	0	1	6	12.5	
at SMU	01/10/2023	*	21:05	2-9	.222	2-4	.500	0-0	.000	0	1	1	2.9	2	0	3	0	2	6	12.1	
Memphis	01/14/2023	*	35:25	8-15	.533	2-5	.400	0-0	.000	0	1	1	2.8	2	3	3	0	1	18	12.5	
at East Carolina	01/18/2023	*	10:17	1-2	.500	1-2	.500	0-0	.000	1	1	2	2.8	0	2	1	0	0	3	11.9	
Wichita St.	01/28/2023	*	23:50	5-12	.417	2-5	.400	0-0	.000	1	0	1	2.7	1	2	1	0	0	12	11.9	
at Tulsa	02/01/2023	*	36:49	3-9	.333	2-5	.400	2-2	1.000	1	3	4	2.8	1	5	2	0	2	10	11.9	
at Tulane	02/04/2023	*	30:51	4-10	.400	1-1	1.000	0-0	.000	0	3	3	2.8	0	1	1	0	4	9	11.7	
UCF	02/08/2023	*	36:08	1-11	.091	0-4	.000	5-5	1.000	0	2	2	2.7	4	3	7	0	0	7	11.5	
at Temple	02/11/2023	*	41:47	6-13	.462	1-4	.250	5-6	.833	1	7	8	3.0	0	3	1	0	1	18	11.8	
East Carolina	02/15/2023	*	36:31	6-15	.400	1-4	.250	2-3	.667	1	1	2	2.9	1	0	4	1	3	15	11.9	
Tulane	02/18/2023	*	31:02	6-13	.462	0-2	.000	3-4	.750	2	1	3	2.9	3	0	0	0	0	15	12.0	
at Memphis	02/22/2023	*	26:52	2-6	.333	1-1	1.000	0-0	.000	0	2	2	2.9	1	2	4	1	0	5	11.8	
at UCF	02/25/2023	*	36:37	0-4	.000	0-1	.000	3-4	.750	0	1	1	2.8	2	3	4	0	2	3	11.4	
Totals			26	891:37	115-297	.387	30-93	.423	49-60	.817	25	51	76	2.8	38	73	73	2	35	309	11.4

SEASON	TEAM	Field Goals					3-Point		F-Throws		Rebounds				Scoring							
		GP-GS	MIN/AVG	FG-FGA	FG%	3FG-3FGA	3FG%	FT-FTA	FT%	OFF	DEF	TOT	AVG	PF-FO	A	TO	BLK	STL	PTS	AVG		
2019-20	SHU	27-5	723/26.8	100-226	.442	52-130	.400	19-31	.613	18	44	62	2.3	52-2	46	36	0	21	271	10.0		
2020-21	SHU	21-21	601/28.6	79-192	.411	40-96	.417	25-31	.806	27	32	59	2.8	24-0	31	33	1	16	223	10.6		
2021-22	SHU	34-33	1085/31.9	113-265	.426	56-150	.373	24-31	.774	34	64	98	2.9	52-1	45	40	1	34	306	9.0		
2022-23	UC	27-26	892/33.0	115-297	.387	30-93	.323	49-60	.817	25	51	76	2.8	38-0	73	73	2	35	309	11.4		
TOTAL FOR UC		27-26	892/33.0	115-297	.387	30-93	.323	49-60	.817	25	51	76	2.8	38-0	73	73	2	35	309	11.4		
TOTAL		109-85	3301/30.3	407-980	.415	178-469	.380	117-153	.765	104	191	295	2.7	166-3	195	182	4	106	1109	10.2		

MISCELLANEOUS STATISTICS		
	SEASON	CAREER
Double-Double.....		
10+ Plus Points.....	17	17/35*
20+ Plus Points.....	1	1/8*
5+ Rebounds.....	5	5/17*
5+ Assists.....	5	5/8*
10+ Rebounds.....		1*
10+ Assists.....		
2+ Blocks.....		
2+ Steals.....	12	12/32*
Led Team in Points.....	8	8/17*
Led Team in Rebounds.....	1	1/3*
Led Team in Assists.....	11	11/16*
Led Team in Blocks.....	1	1/2*
Led Team in Steals.....	8	8/21*
*Total including Seton Hall (BIG EAST)		

JACKSON'S HIGHS		
POINTS		
Season.....	24 vs. Toledo, 11/16/22	
Conference.....	25 at Xavier, 12/31/19*	
Career.....	27 vs. Wagner, 12/11/20*	

REBOUNDS		
Season.....	8 at Temple, 2/11/23	
Conference.....	10 vs. Butler, 3/4/22*	
Career.....	10 vs. Butler, 3/4/22*	

FG MADE		
Season.....	10 vs. Toledo, 11/16/22	
Conference.....	9 at Xavier, 12/31/19*	
Career.....	11 vs. Wagner, 12/11/20*	

FG ATTEMPTED		
Season.....	19 vs. Toledo, 11/16/22	
Conference.....	17 vs. UConn, 12/31/21*	
Career.....	20 vs. Albany, 12/13/20*	

THREE POINT FG MADE		
Season.....	4 vs. Southern Indiana, 12/18/22	
Conference.....	7 at Xavier, 12/31/19*	
Career.....	7 at Xavier, 12/31/19*	

THREE POINT FG ATTEMPTED		
Season.....	6 vs. Southern Indiana, 12/18/22	
Conference.....	11 vs. UConn, 12/31/21*	
Career.....	11 vs. UConn, 12/31/21*	

FT MADE		
Season.....	5 (4x) last at Temple, 2/11/23	
Conference.....	5 (3x) last at Temple, 2/11/23	
Career.....	5 (5x) last at Temple, 2/11/23	

FT ATTEMPTED		
Season.....	6 (3x) last at Temple, 2/11/23	
Conference.....	6 at Temple, 2/11/23; at Marquette, 1/12/21*	
Career.....	6 (4x) last at Temple, 2/11/23	

ASSISTS		
Season.....	6 at North Carolina A&T, 12/1/22	
Conference.....	5 (4x) last at Tulsa, 2/1/23	
Career.....	6 at North Carolina A&T, 12/1/22	

BLOCKS		
Season.....	1 at Memphis, 2/22/23; vs. East Carolina, 2/15/23	
Conference.....	1 (4x) last at Memphis, 2/22/23	
Career.....	1 (4x) last at Memphis, 2/22/23	

STEALS		
Season.....	4 at Tulane, 2/4/23	
Conference.....	4 at Tulane, 2/4/23	
Career.....	4 at Tulane, 2/4/23	

MINUTES		
Season.....	45 vs. Toledo, 11/16/22	
Conference.....	42 at Temple, 2/11/23	
Career.....	45 vs. Toledo, 11/16/22	

* At Seton Hall (BIG EAST)

33 | SOFIA GRITZALI

Sr. | G | 5-7 | Thessaloniki, Greece | Hellenic College of Thessaloniki | Grit - ZAH - Lee | Instagram: sofia_gritzali



SEASON STATISTICS

MIN	PPG	RPG	SPG	FG%
9.7	1.5	1.2	0.5	34.6

2022-23: All three of her starts this season have come in conference ... Added two assists and a rebound at Memphis (2/22) ... Made her first start of the season vs. Memphis (1/14), finishing with five points, season-high four rebounds and an assist in a season-high 27 minutes ... Turned in six points and two rebounds, in addition to a season-high three assists in 24 minutes at SMU (1/10) ... Added six points and two steals in 11 minutes vs. Southern Indiana (12/18) ... Turned in two points and two steals at Ohio (12/13) ... One of two international players (Thessaloniki, Greece) on the roster.

2021-22: Appeared in 17 games with three starts, averaging 0.6 points, 0.8 rebounds, 0.5 assists, 0.4 steals in 6.0 minutes ... Led the team with a 50.0 field goal percentage ... Posted a season-high four points on 2-4 from the field, adding an assist and steal at Tulsa (1/29) ... Provided a spark off the bench with two points, two rebounds and two steals at UCF (2/26) ... Named to the AAC All-Academic Team.

2020-21: Played in 23 of 24 games with four starts, averaging 2.0 points, 1.8 rebounds and 1.1 assists in 12.6 minutes ... Tallied a season-high eight points on 3-of-6 from the field, in addition to three rebounds, two assists and two steals vs. Memphis (1/20) ... Tallied seven points, four rebounds and a career-high three steals at Tulane (1/9) ... Scored seven points on 5-5 from the free throw line with three assists vs. East Carolina (12/20) ... Posted a season-high five rebounds with four assists at Temple (1/13) ... Dished out a career-high five assists vs. Houston (2/20) ... Named to the AAC All-Academic Team.

2019-20: Appeared in eight games off the bench, averaging 1.6 points, 1.6 rebounds in 5.5 minutes ... Totaled a season-high four points in seven minutes against Ball State (11/16) ... Pulled down five rebounds in 12 minutes against Alabama A&M (12/17) ... Named to the AAC All-Academic Team.

HIGH SCHOOL/PREP: Guided Hellenic College of Thessaloniki to three-straight Northern Greece championships, two national high school championship runner-up finishes and a national title ... Led the team in scoring throughout her entire high school career ... Played at the club level with Aris Basketball Club of the Northern Greek League, where she was the leading scorer for four consecutive seasons and set the all-time and single-game (59 points) scoring records ... Competed for the Greek high school national team for three seasons.

Opponent	Date	GS	MIN	Total		3-Pointers		Free throws		Rebounds				PF	A	TO	BLK	STL	PTS	AVG	
				FG-FGA	PCT	3FG-3FGA	PCT	FT-FTA	PCT	OFF	DEF	TOT	AVG								
Tennessee Tech	11/10/2022		02:49	0-0	.000	0-0	.000	0-0	.000	0	0	0	0.0	1	0	0	0	1	0	0.0	
at Lindenwood	11/21/2022		06:48	1-2	.500	0-0	.000	0-1	.000	1	1	2	1.0	1	0	0	0	0	2	1.0	
at Xavier	12/09/2022		01:25	0-0	.000	0-0	.000	0-0	.000	0	1	1	1.0	0	0	1	0	0	0	0.7	
at Ohio	12/13/2022		07:42	1-1	1.000	0-0	.000	0-0	.000	1	0	1	1.0	0	0	1	0	2	2	1.0	
Southern Ind.	12/18/2022		10:48	2-2	1.000	0-0	.000	2-3	.667	0	0	0	0.8	0	0	1	0	2	6	2.0	
at Northern Ky.	12/21/2022		10:26	0-1	.000	0-0	.000	1-2	.500	1	1	2	1.0	0	1	1	0	0	1	1.8	
Temple	01/07/2023		02:40	0-0	.000	0-0	.000	0-0	.000	0	0	0	0.9	0	1	0	0	0	0	1.6	
at SMU	01/10/2023		23:56	3-6	.500	0-0	.000	0-0	.000	0	2	2	1.0	3	3	1	0	1	6	2.1	
Memphis	01/14/2023	*	26:57	1-6	.167	0-0	.000	3-5	.600	1	3	4	1.3	2	1	1	0	1	5	2.4	
at East Carolina	01/18/2023	*	05:35	0-1	.000	0-0	.000	0-0	.000	0	1	1	1.3	0	3	0	0	0	0	2.2	
Houston	01/25/2023		17:59	0-3	.000	0-1	.000	0-0	.000	1	1	2	1.4	2	0	0	0	0	0	2.0	
Wichita St.	01/28/2023	*	15:03	1-1	1.000	0-0	.000	0-0	.000	0	2	2	1.4	0	1	2	0	0	2	2.0	
at Tulsa	02/01/2023		06:59	0-2	.000	0-0	.000	0-0	.000	0	0	0	1.3	1	0	0	0	1	0	1.8	
East Carolina	02/15/2023		07:30	0-0	.000	0-0	.000	0-0	.000	1	0	1	1.3	0	0	0	0	0	0	1.7	
at Memphis	02/22/2023		07:17	0-1	.000	0-0	.000	0-0	.000	0	1	1	1.3	0	2	1	0	0	0	1.6	
at UCF	02/25/2023		00:55	0-0	.000	0-0	.000	0-0	.000	0	0	0	1.2	0	0	0	0	0	0	1.5	
Totals			3	154:49	9-26	.346	0-1	.000	6-11	.545	6	13	19	1.2	10	9	12	0	8	24	1.5

		Field Goals				3-Point		F-Throws		Rebounds												Scoring	
SEASON	TEAM	GP-GS	MIN	AVG	FG-FGA	FG%	3FG-3FGA	3FG%	FT-FTA	FT%	OFF	DEF	TOT	AVG	PF-FO	A	TO	BLK	STL	PTS	AVG		
2019-20	UC	8-0	44	5.5	4-7	.571	1-1	1.000	4-6	.667	6	7	13	1.6	6-0	2	4	0	2	13	1.6		
2020-21	UC	23-4	289	12.6	14-41	.341	3-16	.188	15-23	.652	9	32	41	1.8	30-0	26	19	0	16	46	2.0		
2021-22	UC	17-3	103	6.0	4-8	.500	0-0	.000	2-7	.286	4	9	13	0.8	12-0	8	3	0	6	10	0.6		
2022-23	UC	16-3	155	9.7	9-26	.346	0-1	.000	6-11	.545	6	13	19	1.2	10-0	9	12	0	8	24	1.5		
TOTAL		64-10	590	9.2	31-82	.378	4-18	.222	27-47	.574	25	61	86	1.3	58-0	45	38	0	32	93	1.5		

MISCELLANEOUS STATISTICS

	SEASON	CAREER
Double-Double.....		
10+ Plus Points.....		
20+ Plus Points.....		
5+ Rebounds.....		2
5+ Assists.....		1
10+ Rebounds.....		
10+ Assists.....		
2+ Blocks.....		
2+ Steals.....	2	7
Led Team in Points.....		
Led Team in Rebounds.....		
Led Team in Assists.....	1	3
Led Team in Blocks.....		
Led Team in Steals.....	1	5

GRITZALI'S HIGHS

POINTS

Season..... 6 at SMU, 1/10/23; vs. Southern Indiana, 12/18/22
Conference..... 8 vs. Memphis, 1/20/21
Career..... 8 vs. Memphis, 1/20/21

REBOUNDS

Season..... 4 vs. Memphis, 1/14/23
Conference..... 5 at Temple, 1/13/21
Career..... 5 at Temple, 1/13/21; vs. Alabama A&M, 12/17/19

FG MADE

Season..... 3 at SMU, 1/10/23
Conference..... 3 at SMU, 1/10/23; vs. Memphis, 1/20/21
Career..... 3 at SMU, 1/10/23; vs. Memphis, 1/20/21

FG ATTEMPTED

Season..... 6 vs. Memphis, 1/14/23; at SMU, 1/10/23
Conference..... 6 (3x) last vs. Memphis, 1/14/23
Career..... 6 (3x) last vs. Memphis, 1/14/23

THREE POINT FG MADE

Season.....
Conference..... 1 (3x) last at Memphis, 2/10/21
Career..... 1 (4x) last at Memphis, 2/10/21

THREE POINT FG ATTEMPTED

Season..... 1 vs. Houston, 1/25/23
Conference..... 3 at Tulane, 2/7/21
Career..... 3 at Tulane, 2/7/21

FT MADE

Season..... 3 vs. Memphis, 1/14/23
Conference..... 5 vs. East Carolina, 12/20/21
Career..... 5 vs. East Carolina, 12/20/21

FT ATTEMPTED

Season..... 5 vs. Memphis, 1/14/23
Conference..... 5 vs. Memphis, 1/14/23; vs. East Carolina, 12/20/21
Career..... 5 vs. Memphis, 1/14/23; vs. East Carolina, 12/20/21

ASSISTS

Season..... 3 at SMU, 1/10/23
Conference..... 5 vs. Houston, 2/20/21
Career..... 5 vs. Houston, 2/20/21

BLOCKS

Season.....
Conference.....
Career.....

STEALS

Season..... 2 vs. Southern Indiana, 12/18/22; at Ohio, 12/13/22
Conference..... 3 vs. Tulane, 1/9/21
Career..... 3 vs. Tulane, 1/9/21

MINUTES

Season..... 27 vs. Memphis, 1/14/23
Conference..... 31 vs. Memphis, 1/20/21
Career..... 31 vs. Memphis, 1/20/21

34 | A'RIEL JACKSON

Fr. | G | 5-9 | Brooklyn, N.Y. | Bishop Loughlin Memorial High School | ARE - Ee - Ell | Twitter: isofamAri | Instagram: Isofamari



SEASON STATISTICS

MIN	PPG	RPG	FG%	FT%
13.8	4.1	1.9	31.9	70.2

2022-23: Started 13 of 14 conference games played in, missing one conference contest due to illness, made 14 total starts this season ... Has recorded three-plus assists in five games ... Turned in a career-high five assists, four points and three rebounds in a career-high 31 minutes vs. East Carolina (2/15) ... Posted six points, three rebounds and three assists in 27 minutes at Tulane (2/4) ... Turned in six points, two assists and a rebound vs. Memphis (1/14) ... Scored a career-high 19 points on 5-9 from the field and 8-9 from the free throw line, in addition to two assists and two rebounds in 26 minutes vs. Temple (1/7) ... The 19 points ties the most by a freshman since Jillian Hayes had 20 vs. Temple on Jan. 13, 2020 ... Made her first conference start with a career-high six rebounds at Wichita State (12/30) ... Recorded nine points and a career-high four steals vs. Southern Indiana (12/18) ... Posted seven points and a block at North Carolina A&T (12/1) ... Contributed five points, four rebounds and two steals vs. UT Arlington (11/25) ... Made her first collegiate start vs. Tennessee Tech (11/10), recording three points, five rebounds, two assists and two steals in 19 minutes ... Posted 12 points, three assists and a team-high four rebounds in 17 minutes in her collegiate debut at Louisville (11/7), becoming the first Bearcat to score in double figures in their collegiate debut since Ilmar'i Thomas had 19 against East Tennessee State on Nov. 10, 2017 ... Only freshman on the roster.

HIGH SCHOOL/PREP: 1,000-point career scorer at Bishop Loughlin Memorial High School ... Named to the McDonald's All-American East Nominee List ... Ranked 79th nationally, 16th-best shooting guard by Preferred Athlete Scouting Service and 108th nationally by the All-Star Girls Report.

PERSONAL: Mother, Kym Hampton, played for Arizona State and was the number four overall pick in the inaugural 1997 WNBA Draft, where she spent three seasons playing for the New York Liberty and was voted the starting center in the first WNBA All-Star Game as part of a 15-year professional career.

Opponent	Date	GS	MIN	Total		3-Pointers		Free throws		Rebounds				PF	A	TO	BLK	STL	PTS	AVG	
				FG-FGA	PCT	3FG-3FGA	PCT	FT-FTA	PCT	OFF	DEF	TOT	AVG								
at Louisville	11/07/2022		17:16	5-7	.714	0-0	.000	2-3	.667	1	3	4	4.0	3	3	7	1	2	12	12.0	
Tennessee Tech	11/10/2022	*	19:04	1-6	.167	0-0	.000	1-2	.500	1	4	5	4.5	3	2	3	1	2	3	7.5	
Radford	11/13/2022		11:54	1-4	.250	0-0	.000	0-0	.000	0	2	2	3.7	1	0	2	0	0	2	5.7	
Toledo	11/16/2022		08:22	0-2	.000	0-0	.000	0-0	.000	1	1	2	3.3	1	0	0	0	0	0	4.3	
at Lindenwood	11/21/2022		10:46	2-4	.500	0-1	.000	0-0	.000	0	1	1	2.8	2	1	1	0	2	4	4.2	
vs UT Arlington	11/25/2022		14:23	1-5	.200	0-0	.000	3-4	.750	2	2	4	3.0	0	1	2	0	2	5	4.3	
vs Charlotte	11/26/2022		09:17	0-0	.000	0-0	.000	2-2	1.000	0	0	0	2.6	1	1	0	0	1	2	4.0	
at N.C. A&T	12/01/2022		12:07	2-4	.500	0-0	.000	3-4	.750	0	0	0	2.3	0	0	2	1	0	7	4.4	
UIC	12/04/2022		08:42	1-5	.200	0-1	.000	0-0	.000	0	0	0	2.0	0	0	1	0	0	2	4.1	
at Xavier	12/09/2022		05:42	0-1	.000	0-0	.000	1-2	.500	0	0	0	1.8	2	0	1	0	0	1	3.8	
at Ohio	12/13/2022		03:49	0-0	.000	0-0	.000	0-2	.000	0	0	0	1.6	0	0	1	0	0	0	3.5	
Southern Ind.	12/18/2022		13:22	1-2	.500	0-0	.000	7-8	.875	1	2	3	1.8	1	3	2	0	4	9	3.9	
at Northern Ky.	12/21/2022		03:01	0-2	.000	0-0	.000	0-0	.000	1	0	1	1.7	2	0	0	0	0	0	3.6	
at Wichita St.	12/30/2022	*	17:02	0-2	.000	0-0	.000	0-0	.000	2	4	6	2.0	3	0	2	1	2	0	3.4	
Temple	01/07/2023	*	26:29	5-9	.556	1-2	.500	8-9	.889	1	1	2	2.0	1	2	3	0	0	19	4.4	
at SMU	01/10/2023	*	20:50	2-8	.250	0-3	.000	1-1	1.000	0	2	2	2.0	1	1	2	1	2	5	4.4	
Memphis	01/14/2023	*	10:41	3-6	.500	0-0	.000	0-0	.000	1	0	1	1.9	4	2	3	0	0	6	4.5	
at East Carolina	01/18/2023	*	09:32	1-2	.500	0-0	.000	0-0	.000	0	1	1	1.9	2	1	4	0	0	2	4.4	
Houston	01/25/2023	*	11:43	1-4	.250	1-1	1.000	0-0	.000	0	0	0	1.8	1	0	1	0	0	3	4.3	
Wichita St.	01/28/2023		03:08	1-1	1.000	1-1	1.000	0-0	.000	0	0	0	1.7	1	0	1	0	0	3	4.3	
at Tulsa	02/01/2023	*	23:22	2-8	.250	1-2	.500	2-2	1.000	0	1	1	1.7	3	1	5	0	0	7	4.4	
at Tulane	02/04/2023	*	26:41	3-7	.429	0-1	.000	0-2	.000	1	2	3	1.7	3	3	3	1	1	6	4.5	
UCF	02/08/2023	*	07:36	0-3	.000	0-0	.000	0-0	.000	0	0	0	1.7	2	0	2	0	1	0	4.3	
at Temple	02/11/2023	*	16:30	0-5	.000	0-1	.000	2-2	1.000	1	3	4	1.8	1	2	1	0	0	2	4.2	
East Carolina	02/15/2023	*	30:32	2-6	.333	0-2	.000	0-1	.000	1	2	3	1.8	2	5	2	1	0	4	4.2	
Tulane	02/18/2023	*	18:01	1-5	.200	1-3	.333	1-2	.500	0	4	4	1.9	3	0	0	0	0	4	4.2	
at UCF	02/25/2023	*	13:34	1-5	.200	0-0	.000	0-1	.000	1	0	1	1.9	2	3	0	0	0	2	4.1	
Totals			14	373:26	36-113	.319	5-18	.278	33-47	.702	15	35	50	1.9	45	31	51	7	19	110	4.1

SEASON TEAM	GP-GS	MIN/AVG	Field Goals		3-Point		F-Throws		Rebounds				Scoring	
			FG-FGA	FG%	3FG-3FGA	3FG%	FT-FTA	FT%	OFF	DEF	TOT	AVG	PF-FO	PTS
2022-23 UC	27-14	373/13.8	36-113	.319	5-18	.278	33-47	.702	15	35	50	1.9	45-0	31
TOTAL	27-14	373/13.8	36-113	.319	5-18	.278	33-47	.702	15	35	50	1.9	45-0	31

MISCELLANEOUS STATISTICS

	SEASON	CAREER
Double-Double.....		
10+ Plus Points.....	2	2
20+ Plus Points.....		
5+ Rebounds.....	2	2
5+ Assists.....	1	1
10+ Rebounds.....		
10+ Assists.....		
2+ Blocks.....		
2+ Steals.....	7	7
Led Team in Points.....	1	1
Led Team in Rebounds.....	1	1
Led Team in Assists.....	2	2
Led Team in Blocks.....	3	3
Led Team in Steals.....	3	3

JACKSON'S HIGHS

POINTS

Season..... 19 vs. Temple, 1/7/23
Conference..... 19 vs. Temple, 1/7/23
Career..... 19 vs. Temple, 1/7/23

REBOUNDS

Season..... 6 at Wichita State, 12/30/22
Conference..... 6 at Wichita State, 12/30/22
Career..... 6 at Wichita State, 12/30/22

FG MADE

Season..... 5 vs. Temple, 1/7/23; at Louisville, 11/7/22
Conference..... 5 vs. Temple, 1/7/23
Career..... 5 vs. Temple, 1/7/23; at Louisville, 11/7/22

FG ATTEMPTED

Season..... 9 vs. Temple, 1/7/23
Conference..... 9 vs. Temple, 1/7/23
Career..... 9 vs. Temple, 1/7/23

THREE POINT FG MADE

Season..... 1 (5x) last vs. Tulane, 2/18/23
Conference..... 1 (5x) last vs. Tulane, 2/18/23
Career..... 1 (5x) last vs. Tulane, 2/18/23

THREE POINT FG ATTEMPTED

Season..... 3 vs. Tulane, 2/18/23; at SMU, 1/10/23
Conference..... 3 vs. Tulane, 2/18/23; at SMU, 1/10/23
Career..... 3 vs. Tulane, 2/18/23; at SMU, 1/10/23

FT MADE

Season..... 8 vs. Temple, 1/7/23
Conference..... 8 vs. Temple, 1/7/23
Career..... 8 vs. Temple, 1/7/23

FT ATTEMPTED

Season..... 9 vs. Temple, 1/7/23
Conference..... 9 vs. Temple, 1/7/23
Career..... 9 vs. Temple, 1/7/23

ASSISTS

Season..... 5 vs. East Carolina, 2/15/23
Conference..... 5 vs. East Carolina, 2/15/23
Career..... 5 vs. East Carolina, 2/15/23

BLOCKS

Season..... 1 (6x) last vs. East Carolina, 2/15/23
Conference..... 1 (3x) last vs. East Carolina, 2/15/23
Career..... 1 (6x) last vs. East Carolina, 2/15/23

STEALS

Season..... 4 vs. Southern Indiana, 12/18/22
Conference..... 2 at SMU, 1/10/23; at Wichita State, 12/30/22
Career..... 4 vs. Southern Indiana, 12/18/22

MINUTES

Season..... 31 vs. East Carolina, 2/15/23
Conference..... 31 vs. East Carolina, 2/15/23
Career..... 31 vs. East Carolina, 2/15/23



42 | CLARISSA CRAIG

So. | F/C | 6-2 | Cincinnati, Ohio | Roger Bacon High School | Twitter: rissa_4242 | Instagram: _cc42

SEASON STATISTICS

MIN	PPG	RPG	FG%	FT%
20.9	6.9	3.5	56.6	77.8

2022-23: All 17 of her starts have come since December, last 21 games ... Missed last game due to precautionary injury reasons ... Converting on 77.8 percent (49-63) from the free throw line this season ... Scored in double figures nine times, including three times off the bench ... Scored 13 points on 6-9 from the field at Memphis (2/22) ... Turned in a career-high 16 points on 7-9 from the field and a career-high four assists in a career-high 36 minutes in an overtime win at Temple (2/11) ... Scored 11 points on 4-4 from the field, in addition to six rebounds, a block and a steal vs. Wichita State (1/28) ... Finished with 11 points vs. Memphis (1/14) ... Scored 15 points, in addition to seven rebounds and a steal vs. Southern Indiana (12/18) ... Recorded her first career double-double with 11 points and a career-high 10 rebounds vs. UIC (12/4) ... Earned her first start of the season at North Carolina A&T (12/1) ... Averaged 11.0 points, 3.5 rebounds, 2.0 blocks and 2.0 steals on 7-11 from the field and 8-10 from the free throw line in the two games at the Daytona Beach Invitational (11/25-11/26) ... Turned in 12 points, five rebounds, two blocks, three steals in 25 minutes vs. UT Arlington (11/25) ... Turned in 11 points and five rebounds in 17 minutes vs. Radford (11/13) ... One of two players from Cincinnati (Jillian Hayes) and one of six players from within a 100-mile radius (Cincinnati, Ohio) on the roster.

2021-22: One of only five Bearcats to play in all 28 games with one start ... Averaged 3.2 points, 1.5 rebounds, 0.2 assists, 0.2 blocks and 0.2 steals in 11.9 minutes ... Posted a season-high 10 points on 5-for-6 from the field against N.C. A&T (12/19) ... Tied a season-high five rebounds against Wichita State (1/13) and at Ohio State (11/27) ... Converted .533 percent (8-15) from the field over a five-game stretch in conference play (1/22-2/9) ... Named to the AAC All-Academic Team.

HIGH SCHOOL/PREP: Lettered at Roger Bacon High School ... Ranked as Ohio's best center in the 2021 class by Ohio Girls Basketball Report ... Collegiate Girls Basketball Report listed her as the 23rd-ranked center nationally ... Two-time First Team All-GCLC performer and two-time Third Team All-Ohio Division II selection by the Ohio Prep Sportswriters Association.

Opponent	Date	GS	MIN	Total		3-Pointers		Free throws		Rebounds				PF	A	TO	BLK	STL	PTS	AVG	
				FG-FGA	PCT	3FG-3FGA	PCT	FT-FTA	PCT	OFF	DEF	TOT	AVG								
at Louisville	11/07/2022		08:33	0-0	.000	0-0	.000	0-0	.000	1	1	2	2.0	5	0	1	0	0	0.0		
Tennessee Tech	11/10/2022		10:59	1-4	.250	0-0	.000	0-0	.000	1	0	1	1.5	4	0	3	0	2	1.0		
Radford	11/13/2022		17:01	3-7	.429	0-0	.000	5-6	.833	3	2	5	2.7	0	0	2	1	0	11.4		
Toledo	11/16/2022		11:55	0-3	.000	0-0	.000	4-4	1.000	0	2	2	2.5	3	0	4	0	0	4.3		
at Lindenwood	11/21/2022		12:27	2-5	.400	0-0	.000	2-3	.667	0	1	1	2.2	4	0	1	0	0	4.6		
vs UT Arlington	11/25/2022		25:19	3-5	.600	0-0	.000	6-8	.750	2	3	5	2.7	3	0	1	2	3	12.5		
vs Charlotte	11/26/2022		21:43	4-6	.667	0-0	.000	2-2	1.000	2	0	2	2.6	2	0	1	2	1	10.6		
at N.C. A&T	12/01/2022	*	15:12	0-0	.000	0-0	.000	0-0	.000	0	1	1	2.4	5	1	1	0	1	0.6		
UIC	12/04/2022	*	24:13	5-9	.556	0-1	.000	1-1	1.000	3	7	10	3.2	2	0	3	2	0	11.6		
at Xavier	12/09/2022	*	16:35	0-3	.000	0-0	.000	0-0	.000	4	2	6	3.5	2	0	0	1	0	0.6		
at Ohio	12/13/2022	*	16:28	2-3	.667	0-0	.000	3-6	.500	4	1	5	3.6	1	0	2	0	0	7.5		
Southern Ind.	12/18/2022	*	20:34	5-5	1.000	0-0	.000	5-5	1.000	3	4	7	3.9	3	0	3	0	1	15.6		
at Northern Ky.	12/21/2022	*	26:56	3-4	.750	0-0	.000	2-2	1.000	1	4	5	4.0	3	0	0	1	8	6.6		
at Wichita St.	12/30/2022	*	11:49	0-1	.000	0-0	.000	0-0	.000	2	0	2	3.9	1	0	0	0	0	6.1		
Temple	01/07/2023		23:26	4-9	.444	0-0	.000	0-1	.000	2	1	3	3.8	1	0	2	2	0	8.3		
at SMU	01/10/2023		19:52	3-5	.600	0-0	.000	0-0	.000	1	1	2	3.7	4	1	2	0	0	6.3		
Memphis	01/14/2023	*	25:49	4-7	.571	0-0	.000	3-3	1.000	1	0	1	3.5	2	0	2	1	0	11.6		
at East Carolina	01/18/2023	*	10:50	0-1	.000	0-0	.000	0-0	.000	1	1	2	3.4	2	0	1	0	1	0.6		
Houston	01/25/2023		24:50	3-5	.600	0-1	.000	1-1	1.000	0	2	2	3.4	5	0	0	1	1	7.6		
Wichita St.	01/28/2023	*	28:20	4-4	1.000	0-0	.000	3-6	.500	3	3	6	3.5	3	0	0	1	1	11.6		
at Tulsa	02/01/2023	*	30:15	3-3	1.000	0-0	.000	0-0	.000	2	4	6	3.6	2	0	3	0	0	6.4		
at Tulane	02/04/2023	*	29:41	1-5	.200	0-0	.000	4-4	1.000	2	4	6	3.7	3	0	3	1	1	6.4		
UCF	02/08/2023	*	27:47	2-4	.500	0-0	.000	2-2	1.000	0	2	2	3.7	4	0	0	0	0	6.4		
at Temple	02/11/2023	*	35:30	7-9	.778	0-0	.000	2-2	1.000	1	2	3	3.6	3	4	3	1	0	16.8		
East Carolina	02/15/2023	*	27:18	2-3	.667	0-0	.000	2-2	1.000	2	2	4	3.6	5	1	4	0	0	6.8		
Tulane	02/18/2023	*	14:37	2-3	.667	0-0	.000	1-2	.500	2	0	2	3.6	4	0	3	0	0	5.7		
at Memphis	02/22/2023	*	27:07	6-9	.667	0-0	.000	1-3	.333	1	1	2	3.5	2	1	2	0	0	13.6		
Totals			17	565:07	69-122	.566	0-2	.000	49-63	.778	44	51	95	3.5	78	8	47	15	11	187	6.9

SEASON TEAM	GP-GS	MIN/AVG	Field Goals		3-Point		F-Throws		Rebounds		Scoring	
			FG-FGA	FG%	3FG-3FGA	3FG%	FT-FTA	FT%	OFF	DEF	TOT	PTS
2021-22 UC	28-1	332/11.9	35-88	.398	0-0	.000	20-29	.690	18	24	42	90
2022-23 UC	27-17	565/20.9	69-122	.566	0-2	.000	49-63	.778	44	51	95	187
TOTAL	55-18	897/16.3	104-210	.495	0-2	.000	69-92	.750	62	75	137	277

MISCELLANEOUS STATISTICS

	SEASON	CAREER
Double-Double.....	1	1
10+ Plus Points.....	9	10
20+ Plus Points.....		
5+ Rebounds.....	10	12
5+ Assists.....		
10+ Rebounds.....	1	1
10+ Assists.....		
2+ Blocks.....	4	4
2+ Steals.....	1	3
Led Team in Points.....	1	1
Led Team in Rebounds.....	2	3
Led Team in Assists.....	1	1
Led Team in Blocks.....	2	3
Led Team in Steals.....	3	4

CRAIG'S HIGHS

POINTS

Season.....	16 at Temple, 2/11/23
Conference.....	16 at Temple, 2/11/23
Career.....	16 at Temple, 2/11/23

REBOUNDS

Season.....	10 vs. UIC, 12/4/22
Conference.....	6 (3x) last at Tulane, 2/4/23
Career.....	10 vs. UIC, 12/4/22

FG MADE

Season.....	7 at Temple, 2/11/23
Conference.....	7 at Temple, 2/11/23
Career.....	7 at Temple, 2/11/23

FG ATTEMPTED

Season.....	9 (4x) last at Memphis, 2/22/23
Conference.....	9 (3x) last at Memphis, 2/22/23
Career.....	9 (4x) last at Memphis, 2/22/23

THREE POINT FG MADE

Season.....	
Conference.....	
Career.....	

THREE POINT FG ATTEMPTED

Season.....	1 vs. Houston, 1/25/23; vs. UIC, 12/4/22
Conference.....	1 vs. Houston, 1/25/23
Career.....	1 vs. Houston, 1/25/23; vs. UIC, 12/4/22

FT MADE

Season.....	6 vs. UT Arlington, 11/25/22
Conference.....	8 at East Carolina, 1/16/22
Career.....	8 at East Carolina, 1/16/22

FT ATTEMPTED

Season.....	8 vs. UT Arlington, 11/25/22
Conference.....	10 at East Carolina, 1/16/22
Career.....	10 at East Carolina, 1/16/22

ASSISTS

Season.....	4 at Temple, 2/11/23
Conference.....	4 at Temple, 2/11/23
Career.....	4 at Temple, 2/11/23

BLOCKS

Season.....	2 (4x) last vs. Temple, 1/7/23
Conference.....	2 vs. Temple, 1/7/23
Career.....	2 (4x) last vs. Temple, 1/7/23

STEALS

Season.....	3 vs. UT Arlington, 11/26/22
Conference.....	1 (5x) last at Tulane, 2/4/23
Career.....	3 vs. UT Arlington, 11/26/22

MINUTES

Season.....	36 at Temple, 2/11/23
Conference.....	36 at Temple, 2/11/23
Career.....	36 at Temple, 2/11/23

TELEVISION/RADIO ROSTER

**DAIS'JA TROTTER**

Sr. | G | 5-9 | Louisville, Ky.

**CAITLYN WILSON**

Sr. | G | 5-10 | Cordova, Tenn.

**JADA SCOTT**

Sr. | G | 6-1 | Townsend, Ga.

**BRAYLYN MILTON**

So. | G | 5-11 | Charlotte, N.C.

**LOJAIN ELFATAIRY**

So. | G | 5-4 | Giza, Egypt

**JADYN SCOTT**

Sr. | F | 6-2 | Townsend, Ga.

**TAZIAH JENKS**


R-So. | F | 6-0 | Louisville, Ky.

**JILLIAN HAYES**

Jr. | G | 6-1 | Cincinnati, Ohio

**MALEA WILLIAMS**

Jr. | F/C | 6-3 | Georgetown, Ky.

**MYA JACKSON**

Sr. | G | 5-7 | Wilmington, Ohio

**SOFIA GRITZALI**

Sr. | G | 5-7 | Thessalonki, Greece

**A'RIEL JACKSON**

Fr. | G | 5-9 | Brooklyn, N.Y.

**CLARISSA CRAIG**

So. | F/C | 6-2 | Cincinnati, Ohio

**MICHELLE CLARK-HEARD**Head Coach
Fifth Season | Western Kentucky '90**BRIDGETTE GORDON**Assistant Coach/Recruiting
First Season | Tennessee '89**MYIA JOHNSON**Assistant Coach
First Season | Rutgers '10**DEVRIINN PAUL**Assistant Coach
First Season | Kentucky State '08**AK PRESTRIDGE**Director of Operations
Second Season | Auburn '19



2022-23 Cincinnati Women's Basketball Combined Team Statistics All games

Page 1/1
as of Feb 28, 2023

Game Records

Record	Overall	Home	Away	Neutral
ALL GAMES	9-19	3-9	5-9	1-1
CONFERENCE	2-13	0-7	2-6	0-0
NON-CONFERENCE	7-6	3-2	3-3	1-1

Score by Periods

Team	1st	2nd	3rd	4th	OT	TOT
Cincinnati	369	392	471	424	31	1687
Opponents	446	366	469	456	36	1773

Team Box Score

No.	Player				Total		3-Point		F-Throw		Rebounds											
		GP-GS	MIN	AVG	FG-FGA	FG%	3FG-3FGA	3FG%	FT-FTA	FT%	OFF	DEF	TOT	AVG	PF	DQ	A	TO	BLK	STL	PTS	AVG
20	HAYES, Jillian	28-28	890:42	31.8	134-343	.391	0-6	.000	90-131	.687	77	166	243	8.7	82	7	59	87	36	44	358	12.8
23	JACKSON, Mya	27-26	891:37	33.0	115-297	.387	30-93	.323	49-60	.817	25	51	76	2.8	38	0	73	73	2	35	309	11.4
42	CRAIG, Clarissa	27-17	565:07	20.9	69-122	.566	0-2	.000	49-63	.778	44	51	95	3.5	78	4	8	47	15	11	187	6.9
1	WILSON, Caitlyn	27-8	534:14	19.8	58-166	.349	52-142	.366	18-23	.783	12	32	44	1.6	40	0	21	29	2	14	186	6.9
22	WILLIAMS, Malea	28-4	498:20	17.8	48-139	.345	8-32	.250	30-45	.667	45	80	125	4.5	56	0	20	43	43	15	134	4.8
4	MILTON, Braylyn	27-14	626:38	23.2	40-137	.292	13-43	.302	24-39	.615	17	44	61	2.3	54	3	62	51	6	27	117	4.3
34	JACKSON, A'riel	27-14	373:26	13.8	36-113	.319	5-18	.278	33-47	.702	15	35	50	1.9	45	0	31	51	7	19	110	4.1
10	SCOTT, Jady	27-10	350:06	13.0	34-73	.466	0-0	.000	22-31	.710	23	34	57	2.1	49	2	11	25	4	12	90	3.3
0	TROTTER, Dais'ja	21-0	153:57	7.3	18-50	.360	13-37	.351	10-12	.833	11	23	34	1.6	20	0	5	21	0	2	59	2.8
11	JENKS, Taziah	24-9	306:18	12.8	21-85	.247	5-23	.217	20-37	.541	26	31	57	2.4	28	0	20	25	7	13	67	2.8
3	SCOTT, Jada	26-7	293:25	11.3	17-49	.347	0-0	.000	6-9	.667	7	35	42	1.6	34	1	10	15	5	11	40	1.5
33	GRITZALI, Sofia	16-3	154:49	9.7	9-26	.346	0-1	.000	6-11	.545	6	13	19	1.2	10	0	9	12	0	8	24	1.5
5	ELFATAIRY, Lojain	8-0	36:21	4.5	2-12	.167	0-8	.000	2-2	1.000	0	6	6	0.8	5	0	1	4	0	5	6	0.8
Team											71	58	129					21				
Total		28	5675		601-1612	.373	126-405	.311	359-510	.704	379	659	1038	37.1	539	17	330	504	127	216	1687	60.3
Opponents		28	5675		626-1566	.400	129-425	.304	392-580	.676	344	658	1002	35.8	444	4	334	458	124	250	1773	63.3

Team Statistics

	UC	OPP
Scoring	1687	1773
Points per game	60.3	63.3
Scoring margin	-3.1	-
Field goals-att	601-1612	626-1566
Field goal pct	.373	.400
3 point fg-att	126-405	129-425
3-point FG pct	.311	.304
3-pt FG made per game	4.5	4.6
Free throws-att	359-510	392-580
Free throw pct	.704	.676
F-Throws made per game	12.8	14.0
Rebounds	1038	1002
Rebounds per game	37.1	35.8
Rebounding margin	+1.3	-
Assists	330	334
Assists per game	11.8	11.9
Turnovers	504	458
Turnovers per game	18.0	16.4
Turnover margin	-1.6	-
Assist/turnover ratio	0.7	0.7
Steals	216	250
Steals per game	7.7	8.9
Blocks	127	124
Blocks per game	4.5	4.4
Winning streak	0	-
Home win streak	0	-
Attendance	11794	24251
Home games-Avg/Game	12-983	14-1732
Neutral site-Avg/Game	-	2-213

Team Results

Date	Opponent	Score	Att.
11/07/2022	at Louisville	L	68-87
11/10/2022	Tennessee Tech	W	68-57
11/13/2022	Radford	W	62-53
11/16/2022	Toledo	Lot	71-74
11/21/2022	at Lindenwood	W	71-60
11/25/2022	vs UT Arlington	W	72-58
11/26/2022	vs Charlotte	L	58-59
12/01/2022	at N.C. A&T	W	78-73
12/04/2022	UIC	L	58-66
12/09/2022	at Xavier	L	35-48
12/13/2022	at Ohio	W	77-44
12/18/2022	Southern Ind.	W	99-57
12/21/2022	at Northern Ky.	L	52-72
12/30/2022	at Wichita St.	L	49-61
01/07/2023	Temple	L	73-77
01/10/2023	at SMU	L	44-55
01/14/2023	Memphis	L	58-78
01/18/2023	at East Carolina	L	53-61
01/25/2023	Houston	L	39-63
01/28/2023	Wichita St.	L	50-69
02/01/2023	at Tulsa	L	50-64
02/04/2023	at Tulane	W	53-50
02/08/2023	UCF	L	57-60
02/11/2023	at Temple	Wot	74-66
02/15/2023	East Carolina	L	57-68
02/18/2023	Tulane	L	54-65
02/22/2023	at Memphis	L	53-64
02/25/2023	at UCF	Lot	54-64



2022-23 Cincinnati Women's Basketball Combined Team Statistics In Conference games

Page 1/1
as of Feb 28, 2023

Game Records

Record	Overall	Home	Away	Neutral
ALL GAMES	2-13	0-7	2-6	0-0
CONFERENCE	2-13	0-7	2-6	0-0
NON-CONFERENCE	0-0	0-0	0-0	0-0

Score by Periods

Team	1st	2nd	3rd	4th	OT	TOT
Cincinnati	185	182	230	203	18	818
Opponents	230	212	243	260	20	965

Team Box Score

No.	Player				Total		3-Point		F-Throw		Rebounds													
		GP-GS	MIN	AVG	FG-FGA	FG%	3FG-3FGA	3FG%	FT-FTA	FT%	OFF	DEF	TOT	AVG	PF	DQ	A	TO	BLK	STL	PTS	AVG		
20	HAYES, Jillian	15-15	504:55	33.7	62-178	.348	0-4	.000	39-51	.765	36	96	132	8.8	41	4	30	41	15	21	163	10.9		
23	JACKSON, Mya	14-13	441:39	31.5	50-141	.355	15-48	.313	20-24	.833	11	27	38	2.7	19	0	30	35	2	16	135	9.6		
42	CRAIG, Clarissa	14-11	337:12	24.1	41-68	.603	0-1	.000	19-26	.731	20	23	43	3.1	41	2	7	25	7	4	101	7.2		
1	WILSON, Caitlyn	14-5	279:22	20.0	31-97	.320	26-80	.325	12-14	.857	7	18	25	1.8	24	0	13	15	0	5	100	7.1		
22	WILLIAMS, Malea	15-4	283:33	18.9	26-75	.347	4-13	.308	18-25	.720	16	48	64	4.3	34	0	12	24	29	6	74	4.9		
34	JACKSON, A'riel	14-13	235:41	16.8	22-71	.310	5-16	.313	14-20	.700	8	20	28	2.0	29	0	20	29	4	6	63	4.5		
10	SCOTT, Jadyn	14-4	159:58	11.4	18-37	.486	0-0	.000	12-15	.800	11	12	23	1.6	24	1	4	15	2	6	48	3.4		
11	JENKS, Taziah	15-5	199:04	13.3	14-56	.250	2-14	.143	16-27	.593	15	21	36	2.4	17	0	14	13	4	10	46	3.1		
0	TROTTER, Dais'Ja	11-0	72:36	6.6	9-27	.333	5-19	.263	7-8	.875	6	14	20	1.8	12	0	1	15	0	0	30	2.7		
4	MILTON, Braylyn	15-2	292:26	19.5	14-61	.230	3-16	.188	7-12	.583	9	16	25	1.7	27	2	34	27	5	14	38	2.5		
33	GRITZALI, Sofia	10-3	114:51	11.5	5-20	.250	0-1	.000	3-5	.600	3	10	13	1.3	8	0	8	8	0	3	13	1.3		
3	SCOTT, Jada	14-0	104:27	7.5	3-17	.176	0-0	.000	1-1	1.000	0	9	9	0.6	16	1	3	10	2	6	7	0.5		
5	ELFATAIRY, Lojain	4-0	24:16	6.1	0-5	.000	0-3	.000	0-0	.000	0	6	6	1.5	4	0	1	3	0	4	0	0.0		
Team											43	28	71					17						
Total		15	3050		295-853	.346	60-215	.279	168-228	.737	185	348	533	35.5	296	10	177	277	70	101	818	54.5		
Opponents		15	3050		335-831	.403	67-211	.318	228-334	.683	186	366	552	36.8	221	1	172	227	76	141	965	64.3		

Team Statistics

	UC	OPP
Scoring	818	965
Points per game	54.5	64.3
Scoring margin	-9.8	-
Field goals-att	295-853	335-831
Field goal pct	.346	.403
3 point fg-att	60-215	67-211
3-point FG pct	.279	.318
3-pt FG made per game	4.0	4.5
Free throws-att	168-228	228-334
Free throw pct	.737	.683
F-Throws made per game	11.2	15.2
Rebounds	533	552
Rebounds per game	35.5	36.8
Rebounding margin	-1.3	-
Assists	177	172
Assists per game	11.8	11.5
Turnovers	277	227
Turnovers per game	18.5	15.1
Turnover margin	-3.3	-
Assist/turnover ratio	0.6	0.8
Steals	101	141
Steals per game	6.7	9.4
Blocks	70	76
Blocks per game	4.7	5.1
Winning streak	0	-
Home win streak	0	-
Attendance	5721	9899
Home games-Avg/Game	7-817	8-1237
Neutral site-Avg/Game	-	0-0

Team Results

Date	Opponent		Score	Att.
12/30/2022	at Wichita St.	L	49-61	1430
01/07/2023	Temple	L	73-77	784
01/10/2023	at SMU	L	44-55	399
01/14/2023	Memphis	L	58-78	833
01/18/2023	at East Carolina	L	53-61	680
01/25/2023	Houston	L	39-63	802
01/28/2023	Wichita St.	L	50-69	842
02/01/2023	at Tulsa	L	50-64	984
02/04/2023	at Tulane	W	53-50	584
02/08/2023	UCF	L	57-60	627
02/11/2023	at Temple	Wot	74-66	1948
02/15/2023	East Carolina	L	57-68	941
02/18/2023	Tulane	L	54-65	892
02/22/2023	at Memphis	L	53-64	837
02/25/2023	at UCF	Lot	54-64	3037



2022-23 Cincinnati Women's Basketball Combined Team Statistics Home games

Page 1/1
as of Feb 28, 2023

Game Records

Record	Overall	Home	Away	Neutral
ALL GAMES	3-9	3-9	0-0	0-0
CONFERENCE	0-7	0-7	0-0	0-0
NON-CONFERENCE	3-2	3-2	0-0	0-0

Score by Periods

Team	1st	2nd	3rd	4th	OT	TOT
Cincinnati	151	178	224	180	13	746
Opponents	169	150	229	223	16	787

Team Box Score

No.	Player				Total		3-Point		F-Throw		Rebounds													
		GP-GS	MIN	AVG	FG-FGA	FG%	3FG-3FGA	3FG%	FT-FTA	FT%	OFF	DEF	TOT	AVG	PF	DQ	A	TO	BLK	STL	PTS	AVG		
23	JACKSON, Mya	11-10	380:48	34.6	60-140	.429	13-43	.302	23-30	.767	13	10	23	2.1	19	0	29	26	1	13	156	14.2		
20	HAYES, Jillian	12-12	374:26	31.2	60-147	.408	0-2	.000	36-52	.692	33	76	109	9.1	35	4	23	36	17	13	156	13.0		
42	CRAIG, Clarissa	12-7	256:50	21.4	35-63	.556	0-2	.000	27-33	.818	20	25	45	3.8	36	2	1	26	8	3	97	8.1		
1	WILSON, Caitlyn	12-4	234:03	19.5	23-68	.338	20-57	.351	12-16	.750	5	17	22	1.8	14	0	8	7	2	6	78	6.5		
34	JACKSON, A'riel	12-7	169:34	14.1	17-53	.321	4-10	.400	17-22	.773	6	16	22	1.8	20	0	14	20	2	7	55	4.6		
11	JENKS, Taziah	9-3	145:10	16.1	9-41	.220	1-10	.100	18-29	.621	16	20	36	4.0	12	0	14	14	4	7	37	4.1		
4	MILTON, Braylyn	12-6	251:01	20.9	13-53	.245	4-17	.235	10-17	.588	10	20	30	2.5	22	2	24	15	2	9	40	3.3		
22	WILLIAMS, Malea	12-3	206:18	17.2	9-50	.180	3-14	.214	15-26	.577	17	27	44	3.7	26	0	9	16	16	5	36	3.0		
0	TROTTER, Dais'Ja	10-0	61:24	6.1	6-17	.353	4-13	.308	6-7	.857	7	11	18	1.8	9	0	2	8	0	1	22	2.2		
10	SCOTT, Jadyn	12-4	120:37	10.1	10-29	.345	0-0	.000	6-12	.500	7	14	21	1.8	23	1	2	10	2	5	26	2.2		
3	SCOTT, Jada	12-2	130:25	10.9	11-29	.379	0-0	.000	2-2	1.000	4	15	19	1.6	18	1	7	7	1	6	24	2.0		
33	GRITZALI, Sofia	7-2	83:46	12.0	4-12	.333	0-1	.000	5-8	.625	3	6	9	1.3	5	0	3	4	0	4	13	1.9		
5	ELFATAIRY, Lojain	4-0	10:39	2.7	2-4	.500	0-2	.000	2-2	1.000	0	0	0	0.0	1	0	0	2	0	1	6	1.5		
Team											32	23	55					15						
Total		12	2425		259-706	.367	49-171	.287	179-256	.699	173	280	453	37.8	240	10	136	206	55	80	746	62.2		
Opponents		12	2425		269-670	.401	62-178	.348	187-265	.706	145	284	429	35.8	210	1	142	192	56	88	787	65.6		

Team Statistics

	UC	OPP
Scoring	746	787
Points per game	62.2	65.6
Scoring margin	-3.4	-
Field goals-att	259-706	269-670
Field goal pct	.367	.401
3 point fg-att	49-171	62-178
3-point FG pct	.287	.348
3-pt FG made per game	4.1	5.2
Free throws-att	179-256	187-265
Free throw pct	.699	.706
F-Throws made per game	14.9	15.6
Rebounds	453	429
Rebounds per game	37.8	35.8
Rebounding margin	+2.0	-
Assists	136	142
Assists per game	11.3	11.8
Turnovers	206	192
Turnovers per game	17.2	16.0
Turnover margin	-1.2	-
Assist/turnover ratio	0.7	0.7
Steals	80	88
Steals per game	6.7	7.3
Blocks	55	56
Blocks per game	4.6	4.7
Winning streak	0	-
Home win streak	0	-
Attendance	11794	0
Home games-Avg/Game	12-983	0-0
Neutral site-Avg/Game	-	0-0

Team Results

Date	Opponent		Score	Att.
11/10/2022	Tennessee Tech	W	68-57	612
11/13/2022	Radford	W	62-53	612
11/16/2022	Toledo	Lot	71-74	3786
12/04/2022	UIC	L	58-66	536
12/18/2022	Southern Ind.	W	99-57	527
01/07/2023	Temple	L	73-77	784
01/14/2023	Memphis	L	58-78	833
01/25/2023	Houston	L	39-63	802
01/28/2023	Wichita St.	L	50-69	842
02/08/2023	UCF	L	57-60	627
02/15/2023	East Carolina	L	57-68	941
02/18/2023	Tulane	L	54-65	892



2022-23 Cincinnati Women's Basketball Opponents Game-by-Game All games

Page 1/1
as of Feb 28, 2023

				Total		3-Pointers		Free throws		Rebounds											
Opponent	Date	Score		FG-FGA	PCT	3FG-3FGA	PCT	FT-FTA	PCT	OFF	DEF	TOT	AVG	PF	A	TO	BLK	STL	PTS	AVG	
at Louisville	11/07/2022	68-87	L	31-60	.517	5-21	.238	20-28	.714	14	25	39	39.0	17	12	18	5	14	87	87.0	
Tennessee Tech	11/10/2022	68-57	W	20-70	.286	10-26	.385	7-9	.778	22	26	48	43.5	13	13	16	6	3	57	72.0	
Radford	11/13/2022	62-53	W	20-58	.345	4-18	.222	9-16	.563	11	29	40	42.3	18	9	22	4	6	53	65.7	
Toledo	11/16/2022	71-74	Lot	23-58	.397	4-15	.267	24-33	.727	10	21	31	39.5	16	11	10	2	4	74	67.8	
at Lindenwood	11/21/2022	71-60	W	23-46	.500	9-21	.429	5-16	.313	10	22	32	38.0	18	17	24	3	6	60	66.2	
vs UT Arlington	11/25/2022	72-58	W	20-62	.323	1-10	.100	17-25	.680	11	24	35	37.5	21	10	15	1	16	58	64.8	
vs Charlotte	11/26/2022	58-59	L	22-58	.379	4-14	.286	11-16	.688	14	20	34	37.0	13	11	11	4	8	59	64.0	
at N.C. A&T	12/01/2022	78-73	W	27-55	.491	4-15	.267	15-19	.789	10	18	28	35.9	18	16	21	3	9	73	65.1	
UIC	12/04/2022	58-66	L	24-49	.490	5-12	.417	13-18	.722	10	20	30	35.2	12	12	14	6	4	66	65.2	
at Xavier	12/09/2022	35-48	L	18-56	.321	3-11	.273	9-17	.529	12	35	47	36.4	19	12	20	6	9	48	63.5	
at Ohio	12/13/2022	77-44	W	16-51	.314	3-21	.143	9-15	.600	11	11	22	35.1	20	10	22	3	11	44	61.7	
Southern Ind.	12/18/2022	99-57	W	20-52	.385	2-11	.182	15-19	.789	11	16	27	34.4	24	14	27	5	8	57	61.3	
at Northern Ky.	12/21/2022	52-72	L	27-60	.450	8-19	.421	10-15	.667	12	25	37	34.6	14	15	11	0	11	72	62.2	
at Wichita St.	12/30/2022	49-61	L	21-55	.382	2-4	.500	17-26	.654	14	26	40	35.0	10	13	16	3	11	61	62.1	
Temple	01/07/2023	73-77	L	31-68	.456	7-13	.538	8-10	.800	16	24	40	35.3	22	20	15	10	4	77	63.1	
at SMU	01/10/2023	44-55	L	21-59	.356	2-7	.286	11-18	.611	13	29	42	35.8	10	14	17	5	12	55	62.6	
Memphis	01/14/2023	58-78	L	26-49	.531	4-13	.308	22-30	.733	10	23	33	35.6	19	8	22	5	12	78	63.5	
at East Carolina	01/18/2023	53-61	L	24-56	.429	2-10	.200	11-19	.579	13	11	24	34.9	16	14	16	7	13	61	63.3	
Houston	01/25/2023	39-63	L	21-49	.429	4-14	.286	17-24	.708	10	24	34	34.9	17	9	16	6	11	63	63.3	
Wichita St.	01/28/2023	50-69	L	21-54	.389	6-16	.375	21-27	.778	10	22	32	34.8	12	11	9	2	10	69	63.6	
at Tulsa	02/01/2023	50-64	L	23-54	.426	8-24	.333	10-11	.909	6	28	34	34.7	7	12	15	6	9	64	63.6	
at Tulane	02/04/2023	53-50	W	16-50	.320	4-19	.211	14-19	.737	12	25	37	34.8	9	10	17	7	7	50	63.0	
UCF	02/08/2023	57-60	L	16-42	.381	5-10	.500	23-33	.697	8	24	32	34.7	20	8	19	4	12	60	62.9	
at Temple	02/11/2023	74-66	Wot	25-60	.417	3-18	.167	13-19	.684	10	19	29	34.5	17	10	13	5	7	66	63.0	
East Carolina	02/15/2023	57-68	L	25-65	.385	5-12	.417	13-23	.565	16	24	40	34.7	17	14	10	4	13	68	63.2	
Tulane	02/18/2023	54-65	L	22-56	.393	6-18	.333	15-23	.652	11	31	42	35.0	20	13	12	2	1	65	63.3	
at Memphis	02/22/2023	53-64	L	25-60	.417	3-15	.200	11-19	.579	19	24	43	35.3	14	5	10	3	10	64	63.3	
at UCF	02/25/2023	54-64	Lot	18-54	.333	6-18	.333	22-33	.667	18	32	50	35.8	11	11	20	7	9	64	63.3	
Total		1773		626-1566	.400	129-425	.304	392-580	.676	344	658	1002	35.8	444	334	458	124	250	1773	63.3	
Cincinnati		1687		601-1612	.373	126-405	.311	359-510	.704	379	659	1038	37.1	539	330	504	127	216	1687	60.3	

Opponents Averages

Games Played	Points/game	FG Pct	3FG Pct	FT Pct	Rebounds/game	Assists/game	Turnovers/game	Assist/Turnover ratio	Steals/game	Blocks/game
28	63.3	40.0	30.4	67.6	35.8	11.9	16.4	0.7	8.9	4.4



**2022-23 Cincinnati Women's Basketball
Team Game-by-Game
All games**

Page 1/1
as of Feb 28, 2023

				Total		3-Pointers		Free throws		Rebounds											
Opponent	Date	Score		FG-FGA	PCT	3FG-3FGA	PCT	FT-FTA	PCT	OFF	DEF	TOT	AVG	PF	A	TO	BLK	STL	PTS	AVG	
at Louisville	11/07/2022	68-87	L	23-53	.434	9-13	.692	13-20	.650	8	19	27	27.0	24	8	24	2	5	68	68.0	
Tennessee Tech	11/10/2022	68-57	W	26-66	.394	6-18	.333	10-18	.556	19	29	48	37.5	17	14	12	7	10	68	68.0	
Radford	11/13/2022	62-53	W	20-62	.323	6-13	.462	16-22	.727	13	27	40	38.3	16	15	17	5	8	62	66.0	
Toledo	11/16/2022	71-74	Lot	26-58	.448	4-13	.308	15-23	.652	14	27	41	39.0	24	7	18	4	5	71	67.3	
at Lindenwood	11/21/2022	71-60	W	25-61	.410	3-14	.214	18-23	.783	17	19	36	38.4	23	9	14	2	12	71	68.0	
vs UT Arlington	11/25/2022	72-58	W	27-61	.443	1-10	.100	17-25	.680	15	31	46	39.7	22	12	23	7	10	72	68.7	
vs Charlotte	11/26/2022	58-59	L	24-61	.393	2-10	.200	8-11	.727	16	21	37	39.3	14	13	12	6	5	58	67.1	
at N.C. A&T	12/01/2022	78-73	W	27-52	.519	7-18	.389	17-26	.654	10	19	29	38.0	22	16	17	4	9	78	68.5	
UIC	12/04/2022	58-66	L	23-60	.383	3-15	.200	9-14	.643	18	16	34	37.6	16	12	14	3	4	58	67.3	
at Xavier	12/09/2022	35-48	L	10-56	.179	1-11	.091	14-22	.636	12	31	43	38.1	19	7	18	6	13	35	64.1	
at Ohio	12/13/2022	77-44	W	25-50	.500	12-20	.600	15-25	.600	18	26	44	38.6	13	15	24	3	11	77	65.3	
Southern Ind.	12/18/2022	99-57	W	30-60	.500	9-20	.450	30-39	.769	18	22	40	38.8	17	17	16	6	17	99	68.1	
at Northern Ky.	12/21/2022	52-72	L	20-59	.339	3-15	.200	9-14	.643	16	24	40	38.8	16	8	18	2	6	52	66.8	
at Wichita St.	12/30/2022	49-61	L	18-59	.305	7-22	.318	6-7	.857	11	23	34	38.5	19	13	15	14	7	49	65.6	
Temple	01/07/2023	73-77	L	25-62	.403	3-11	.273	20-27	.741	16	22	38	38.5	16	13	17	9	3	73	66.1	
at SMU	01/10/2023	44-55	L	18-59	.305	2-11	.182	6-6	1.000	11	29	40	38.6	18	12	22	8	15	44	64.7	
Memphis	01/14/2023	58-78	L	22-55	.400	2-8	.250	12-17	.706	9	17	26	37.8	23	10	24	3	4	58	64.3	
at East Carolina	01/18/2023	53-61	L	20-47	.426	4-16	.250	9-9	1.000	14	19	33	37.6	17	16	33	2	4	53	63.7	
Houston	01/25/2023	39-63	L	12-51	.235	1-7	.143	14-19	.737	12	21	33	37.3	22	6	23	4	7	39	62.4	
Wichita St.	01/28/2023	50-69	L	18-57	.316	6-22	.273	8-15	.533	16	23	39	37.4	21	11	18	5	2	50	61.8	
at Tulsa	02/01/2023	50-64	L	19-55	.345	5-14	.357	7-10	.700	9	26	35	37.3	16	10	17	1	8	50	61.2	
at Tulane	02/04/2023	53-50	W	19-54	.352	7-14	.500	8-10	.800	11	23	34	37.1	17	12	14	3	10	53	60.8	
UCF	02/08/2023	57-60	L	17-53	.321	2-12	.167	21-24	.875	11	22	33	37.0	24	11	18	5	7	57	60.7	
at Temple	02/11/2023	74-66	Wot	26-59	.441	5-15	.333	17-20	.850	13	27	40	37.1	17	16	17	3	6	74	61.2	
East Carolina	02/15/2023	57-68	L	20-54	.370	4-16	.250	13-18	.722	10	29	39	37.2	21	12	21	3	5	57	61.0	
Tulane	02/18/2023	54-65	L	20-68	.294	3-16	.188	11-20	.550	17	25	42	37.3	23	8	8	1	8	54	60.8	
at Memphis	02/22/2023	53-64	L	21-55	.382	5-15	.333	6-12	.500	14	19	33	37.2	17	13	14	6	6	53	60.5	
at UCF	02/25/2023	54-64	Lot	20-65	.308	4-16	.250	10-14	.714	11	23	34	37.1	25	14	16	3	9	54	60.3	
Total		1687		601-1612	.373	126-405	.311	359-510	.704	379	659	1038	37.1	539	330	504	127	216	1687	60.3	
Opponents		1773		626-1566	.400	129-425	.304	392-580	.676	344	658	1002	35.8	444	334	458	124	250	1773	63.3	

Cincinnati Averages

Games Played	Points/game	FG Pct	3FG Pct	FT Pct	Rebounds/game	Assists/game	Turnovers/game	Assist/Turnover ratio	Steals/game	Blocks/game
28	60.3	37.3	31.1	70.4	37.1	11.8	18.0	0.7	7.7	4.5