

### 2025 SCHEDULE / RESULTS

DATE	OPPONENT	TIME/RESULT
Feb. 14	at #11 Duke	W, 8-3
Feb. 15	at #11 Duke	L, 5-6 (12)
Feb. 16	at #11 Duke	W, 19-5
Feb. 21	at UNLV	W, 6-0
Feb. 22	at UNLV	L, 5-6
Feb. 23	at UNLV	W, 10-9
Feb. 24	at UNLV	L, 7-6
Feb. 27	at UC San Diego	L, 3-4
Feb. 28	at UC San Diego	W, 5-2
March 1	at UC San Diego	L, 2-8
March 2	at UC San Diego	L, 0-5
MARCH 4	TOLEDO	W, 7-5
MARCH 7	CANISIUS (DH)	W, 13-5
MARCH 7	CANISIUS (DH)	W, 7-0
MARCH 8	CANISIUS	W, 10-1
MARCH 9	CANISIUS	W, 12-1 (7)
MARCH 11	MIAMI (OHIO)	W, 12-3
March 14	at Arizona*	L, 3-8
March 15	at Arizona*	L, 2-14
March 16	at Arizona*	L, 1-11 (7)
MARCH 21	BYU* (DH)	L, 5-7
MARCH 21	BYU* (DH)	W, 5-4
MARCH 22	BYU*	L, 2-4
MARCH 25	#18 LOUISVILLE	W, 12-2
MARCH 28	UCF*	W, 6-4
MARCH 29	UCF*	W, 7-6 (10)
MARCH 30	UCF*	W, 10-7
April 1	at Miami (Ohio)	3:00 p.m.
April 4	at Texas Tech*	7:30 p.m.
April 5	at Texas Tech*	3:00 p.m.
April 6	at Texas Tech*	2:00 p.m.
April 8	vs. Wright State^	6:00 p.m.
April 9	vs. Xavier/Miami (Ohio)^	TBA
APRIL 11	ARIZONA STATE*	6:00 P.M.
APRIL 12	ARIZONA STATE*	3:00 P.M.
APRIL 13	ARIZONA STATE*	1:00 P.M.
APRIL 15	XAVIER	6:00 P.M.
April 17	at West Virginia*	6:30 p.m.
April 18	at West Virginia*	6:30 p.m.
April 19	at West Virginia*	2:00 p.m.
April 22	at Xavier	3:00 p.m.
APRIL 23	UW MILWAUKEE	6:00 P.M.
APRIL 25	OKLAHOMA STATE*	6:00 P.M.
APRIL 26	OKLAHOMA STATE*	3:00 P.M.
APRIL 27	OKLAHOMA STATE*	1:00 P.M.
May 2	at Kansas*	7:00 p.m.
May 3	at Kansas*	3:00 p.m.
May 4	at Kansas*	2:00 p.m.
May 6	at Oral Roberts	6:00 p.m.
May 9	at TCU*	7:00 p.m.
May 10	at TCU*	3:00 p.m.
May 11	at TCU*	2:00 p.m.
MAY 13	INDIANA	6:00 P.M.
MAY 15	KANSAS STATE*	6:00 P.M.
MAY 16	KANSAS STATE*	6:00 P.M.
MAY 17	KANSAS STATE*	1:00 P.M.

#### 2025 Phillips 66 Big 12 Championship

May 21-24 Globe Life Field (Arlington, Texas)

\* - BIG 12 game

All times ET

Home games in **BOLD CAPS**

Times and dates subject to change

^ - Joe Nuxhall Classic (Prasco Park)

All home games will be broadcast on ESPN+



CINCINNATI

BEARCATS



MIAMI

REDHAWKS



APRIL 1 • MCKIE FIELD AT HAYDEN PARK • OXFORD, OHIO

#### CINCINNATI

**Record**..... 16-11, 4-5 Big 12  
**Head Coach**..... Jordan Bischel  
**Record at UC**..... 48-36 (2nd)  
**Career Record**..... 362-192 (11th)

#### SERIES INFORMATION

**Live Stats** ..... cpaw.me/LiveStats  
**Watch** ..... Chatterbox  
**Series History**.. Miami leads, 107-82-2  
**Last Meeting** ..... UC won, 12-3 (3/11)

#### MIAMI

**Record**..... 15-12, 10-2 MAC  
**Head Coach**..... Brian Smiley  
**School Record** ..... 42-39 (2nd)  
**Career Record**..... Same

### GAME PREVIEW

**CINCINNATI** — The University of Cincinnati baseball program heads to Miami (Ohio) on Tuesday for a midweek battle vs. the RedHawks.

The game is set for a 3:00 p.m. start and will be streamed live on Chatterbox Sports.

This will be the 192nd meeting all-time between Cincinnati and Miami and the second meeting this season.

The previous meeting was a 12-3 win for the Bearcats on March 11. Miami started the scoring in that game with a two-run homer in the top of the first, but it was the Bearcats who took advantage of the long ball the best. Landyn Vidourek and Christian Mitchelle and Charlie Niehaus all slugged home runs, with Niehaus' grand slam in the sixth inning providing the biggest reaction of them all. It was the first home run of his career for the West Chester native.

Cincinnati is coming off a 4-0 week that saw it earn wins against No. 18 Louisville and UCF. The home sweep of the Knights over the weekend was the first Big 12 sweep of the year for the Bearcats.

Following Tuesday's game, Cincinnati will head to Lubbock, Texas for a three-game series at Texas Tech.

#### ABOUT MIAMI

Miami is 8-3 since losing at UC Baseball Stadium on March 11. That stretch includes series sweeps against Northern Illinois and Western Michigan. Senior Ty Batusich was named MAC Co-Player of the Week on Monday after tallying 12 RBI over the RedHawks' four games last week. Batusich is hitting .357 this season, second to Anthony Zarlingo (.407) on the team. Evan Applewick, who homered in the game at Cincinnati, is one of the top sluggers in the MAC and leads the league in RBI (41).

### STATS COMPARISON

BATTING	AVG	OPS	GP	AB	R	H	2B	3B	HR	RBI	TB	SLG%	BB	HBP	SO	GDP	OB%	SF	SH	SB-A			
Cincinnati	.286	.850	27	930	182	266	49	8	28	161	415	.446	153	41	265	9	.404	15	9	60-68			
Miami	.310	.968	27	897	243	278	51	10	43	231	478	.533	162	51	219	3	.435	18	16	19-24			
PITCHING	ERA	WHIP	W-L	APP	CG	SH	SV	IP	H	R	ER	BB	SO	2B	3B	HR	AB	AVG	WP	HBP	BK	SFA	SHA
Cincinnati	4.83	1.35	16-11	115	0	2	7	234.2	226	136	126	90	236	45	7	33	890	.254	22	24	1	6	12
Miami	7.95	1.71	15-12	112	1	1	5	222.0	251	206	196	128	216	40	5	40	881	.285	13	35	2	7	11

ROSTER

Numerical								Alphabetical		
#	NAME	YR.	POS.	B/T	HT.	WT.	HOMETOWN/HIGH SCHOOL/PREVIOUS SCHOOLS	#	NAME	POSITION
0	Parker McDaniels	Fr.	C	R/R	6-1	215	Delaware, Ohio/Olentangy Berlin	10	Keegan Allen	RHP
2	Kerrington Cross	R-Sr.	INF	R/R	6-0	215	Brownsburg, Ind./Brownsburg	35	Ty Barnett	LHP
3	Christian Mitchelle	Jr.	INF/RHP	R/R	5-11	200	Romeoville, Ill./ Plainfield East/Central Michigan	18	Max Bergmann	RHP
4	Donovan Ford	Sr.	OF	R/R	5-8	160	Greenville, S.C./Greenville/Newberry	32	Tommy Boba	RHP
5	Dawson Hokuf	R-Sr	IB/C	L/R	6-4	218	Edmond, Okla./South Torrance/LA Harbor CC/Lindenwood	28	Gavin Brewer	C
6	Luke Sefcik	R-Jr.	INF	R/R	5-10	180	Palos Heights, Ill./Marist/Central Michigan	8	Lauden Brooks	INF
7	Jack Natili	So.	C	R/R	6-3	198	Venetia, Pa./Peters Township/Rutgers	31	Adam Buczkowski	RHP
8	Lauden Brooks	Sr.	INF	R/R	5-11	195	Cincinnati, Ohio/McNicholas/Texas Tech	25	Quinton Coats	UTL
9	Maxton Polad	R-Jr.	OF	R/R	6-2	220	Frankfort, Ill./Lincoln Way-East/Southeastern CC/Western Illinois	16	Michael Conte	RHP
10	Keegan Allen	R-Jr.	RHP	R/R	5-11	190	Rogers, Ark/Bentonville/West Virginia	33	Bradley Coulter	RHP
11	Nathan Taylor	So.	RHP	L/R	6-5	230	Amelia, Ohio/West Clermont	2	Kerrington Cross	INF
13	Brandon Scheurer	R-Sr.	RHP/UTL	L/R	6-1	197	Portland, Mich./St. Patrick/Saginaw Valley State	27	Eric De Costa	RHP/INF
14	Landyn Vidourek	Jr.	OF	L/R	6-1	192	Hamilton, Ohio/Badin	24	Carter Earls	LHP
15	Kory Klingenberg	R-Sr.	C	S/R	5-10	195	Cincinnati, Ohio/Elder/Walters State	55	Michael Fliss	RHP
16	Michael Conte	Sr.	RHP	R/R	6-3	212	Cincinnati, Ohio/Walnut Hills/Central Michigan	4	Donovan Ford	OF
17	Rodney Shultz	Sr.	RHP	R/R	6-1	210	Tyrone, Pa./Tyrone/Pitt-Johnstown	45	Brenden Garula	LHP
18	Max Bergmann	R-Sr.	RHP	R/R	6-3	206	Georgetown, Ind./St. Xavier	5	Dawson Hokuf	IB/C
19	Charlie Niehaus	R-Fr.	INF	R/R	5-10	178	West Chester, Ohio/Archbishop Moeller	26	Chase Horst	LHP
20	Josh Ulery	Sr.	INF	R/R	5-10	185	Latrobe, Pa./Derry Area/Pitt-Johnstown	40	Hudson Johnson	LHP
21	Cal Sefcik	So.	UTL	R/R	6-0	220	Palos Heights, Ill./Marist/Indiana	15	Kory Klingenberg	C
22	Louis Perona	Sr.	OF	L/R	6-3	203	Chicago, Ill./Lane Tech/Illinois Wesleyan	50	Bryce Koch	RHP
23	Brendin Oliver	Fr.	RHP	R/R	6-3	192	Mooresville, Ind./Mooresville	29	Carson Marsh	RHP
24	Carter Earls	R-Jr.	LHP	L/L	6-4	215	Middletown, Ohio/Bishop Fenwick	0	Parker McDaniels	C
25	Quinton Coats	Fr.	UTL	R/R	6-3	225	Olathe, Kan./Olathe South	3	Christian Mitchelle	INF/RHP
26	Chase Horst	Jr.	LHP	L/L	5-10	185	Lititz, Pa./P27 Academy	41	Adam Mrakitsch	LHP
27	Eric De Costa	Fr.	RHP/INF	R/R	6-5	225	North Aurora, Ill./Wheaton Academy	7	Jack Natili	C
28	Gavin Brewer	Fr.	C	R/R	5-11	190	Knoxville, Tenn./Farragut	19	Charlie Niehaus	INF
29	Carson Marsh	So.	RHP	R/R	5-10	178	West Chester, Ohio/Archbishop Moeller	51	Kellen O'Connor	LHP
30	Ryan Tyranski	Fr.	IB	L/R	6-4	195	Birmingham, Mich./Brother Rice	44	Tommy O'Connor	IB
31	Adam Buczkowski	Fr.	RHP	R/R	6-2	205	Carmel, Ind./Carmel	23	Brendin Oliver	RHP
32	Tommy Boba	Jr.	RHP	R/R	6-2	210	Wheaton, Ill./Wheaton Warrenville South	22	Louis Perona	OF
33	Bradley Coulter	So.	RHP	R/R	6-1	189	Taylorsville, Ky./Spencer County	38	Joel Pineiro	RHP
35	Ty Barnett	Fr.	LHP	L/L	5-11	163	Athens, Tenn./McMinn	42	Derrick Pitts	OF
38	Joel Pineiro	R-Jr.	RHP	R/R	6-1	202	Miami, Fla./Westminster Christian/FIU	9	Maxton Polad	OF
40	Hudson Johnson	Fr.	LHP	L/L	6-1	245	Prior Lake, Minn./Prior Lake	13	Brandon Scheurer	RHP/UTL
41	Adam Mrakitsch	Sr.	LHP	L/L	6-0	168	Howell, Mich./Howell/Central Michigan	21	Cal Sefcik	UTL
42	Derrick Pitts	Fr.	OF	R/R	6-2	198	St. Louis, Mo./Christian Brothers College	6	Luke Sefcik	INF
44	Tommy O'Connor	Sr.	IB	L/L	6-3	235	Martinsville, Ind./Mooresville	17	Rodney Shultz	RHP
45	Brenden Garula	Jr.	LHP	R/L	5-11	195	Mason, Ohio/Mason	11	Nathan Taylor	RHP
50	Bryce Koch	Fr.	RHP	R/R	6-5	203	Barrington, Ill./Barrington/CSU Bakersfield	30	Ryan Tyranski	IB
51	Kellen O'Connor	R-Sr.	LHP	L/L	5-10	185	Portland, Ore./Beaverton	20	Josh Ulery	INF
55	Michael Fliss	Fr.	RHP	R/R	6-6	220	Indianapolis, Ind./North Central	14	Landyn Vidourek	OF

COACHING STAFF

Jordan Bischel - Head Coach (2nd Season)  
Tayler Sheriff- Assistant Coach (2nd Season)  
Kyle Pettoruto- Assistant Coach (2nd Season)  
Tom Winske- Assistant Coach (2nd Season)

SUPPORT STAFF

Kyle Schroeder - Director of Program Development (2nd Season)  
Tyler Dellerman - Director of Video (2nd Season)  
Chris Krepline- Director of Pitching Development (1st Season)  
Zach Malecki- Athletic Trainer (2nd Season)  
Cameron Dietz- Assistant Director, Spors Performance (2nd Season)

PRONUNCIATIONS

Jordan BISCHEL: BISH-uhl  
Kyle PETTORUTO: pet-ah-ROO-toe  
Tom WINSKE: WIN-ski  
Kyle SCHROEDER: Shrader

LAUDEN Brooks: LAO-den (like 'ow')  
Adam BUCZKOWSKI: butch-COW-ski  
Brendan GARULA: guh-ROO-luh  
Dawson HOKUF: HOKE-uff  
Bryce KOCH: Cook  
Christian MITCHELLE: Mitchell

Adam MRAKITSCH: mrr-ACK-itch  
Jack NATILI: nah-TILLY  
Charlie NIEHAUS: KNEE-house  
JOEL PINEIRO: joe-ELL pin-YAIR-oh  
Maxton POLAD: POLL-add  
Brandon SCHEURER: Shire  
Cal SEFCIK/Luke SEFCIK: SEFF-sick  
Ryan TYRANSKI: tie-RAN-ski  
Josh ULERY: YOU-lurr-ee  
Landyn VIDOUREK: VID-er-rick

## QUICK FACTS / NOTES

## QUICK FACTS

## GENERAL

Location.....	Cincinnati, OH 45221
Founded.....	1819
Enrollment.....	52,000+ (Fall 2024)
Conference.....	Big 12
Nickname.....	Bearcats
Colors.....	Red (PMS 186) & Black
Home Field.....	UC Baseball Stadium
President.....	Neville G. Pinto, PhD
Director of Athletics.....	John Cunningham
Faculty Representative.....	Brian Hatch, PhD

## HISTORY

First Year of Baseball.....	1886
All-Time Record.....	1,799-1,942-21
No. Yrs in NCAA Tournament/Last.....	7/2019
Last NCAA Postseason Opponent.....	Creighton, L, 1-6

## COACHING STAFF

Head Coach.....	Jordan Bishel (St. Norbert '03)
Overall Record (Year).....	362-192 (11th)
Record at Cincinnati (Year).....	48-36 (2nd)
Assistant Coach.....	Kyle Pettoruto (New Haven '97)
Year at Cincinnati.....	2nd/12th
Assistant Coach.....	Taylor Sheriff (IUP '18)
Year at Cincinnati.....	2nd/9th
Assistant Coach.....	Tom Winske (St. Norbert '03)
Year at Cincinnati.....	2nd/27th

## SUPPORT STAFF

Director of Program Development.....	Kyle Schroeder (2nd season)
Director of Offensive Skills Development.....	Tyler Delleman (2nd season)
Director of Pitching Development.....	Chris Krepline (1st season)
Athletic Trainer.....	Zach Malecki (2nd season)
Assistant Director, Sports Performance.....	Cameron Dietz (2nd season)

## 2024 INFORMATION

Overall Record.....	32-25
Home.....	18-8
Road.....	10-5
Neutral.....	4-2
2024 Conference Record.....	17-13
Home.....	10-5
Road.....	7-8
Finish.....	5th

## 2025 TEAM

Position Starters Returning/Lost:.....	6/3
Pitching Starters Returning/Lost:.....	2/1

## 2025 SCHEDULE INFORMATION

Home/Away/Neutral Games:.....	25/29/2
Big 12 Home/Away Games:.....	15/15
Non-Conf. Home/Away/Neutral Games:.....	10/14/2

## COMMUNICATIONS

Baseball Contact.....	Chris Cullum
Phone.....	630-220-4147
Email.....	cullumcm@ucmail.uc.edu

## FOLLOW THE BEARCATS

For all the latest information on Cincinnati baseball, please visit [GoBEARCATS.com](http://GoBEARCATS.com). For up-to-the-minute updates, follow UC baseball (@GoBearcatsBase) on X/Twitter, Instagram and Facebook.

## KERRINGTON CROSS NAMED BIG 12 CO-PLAYER OF THE WEEK

University of Cincinnati baseball redshirt senior Kerrington Cross was named Co-Player of the Week by the Big 12 Conference on Tuesday following his performance last week in games vs. No. 18 Louisville and UCF.

Cross was incredible last week, helping Cincinnati go 4-0 at home against the Cardinals and Knights. He reached base at least four times in all four games, posting a .773 on-base percentage. As UC's leadoff hitter, his ability to get on base was integral to the team's success this past weekend.

Cross went 3-for-5 at the plate with a double and a home run vs. #18 Louisville to start the week off. He then had a 3-for-3 day with a home run and reached base five times in the series opener vs. UCF, the start of an incredible weekend against the Knights. Cross had two hits and walked twice in game two, adding a sac fly as well, and he reached four times on Sunday (3 HBP, 1 BB) to help the Bearcats complete the sweep. Cross now sits second in the Big 12 with a .448 batting average, a figure that also ranks 12th nationally.

## NOTING THE UCF SWEEP

Cincinnati notched its first Big 12 sweep of the season over the weekend, winning all three games against UCF:

- The sweep was the first for the Bearcats over the Knights in series history, which began in 2014 when both were members of the American Athletic Conference.
- UC is now 2-0 in weekend series against UCF as members of the Big 12. Cincinnati took two out of three last year in Orlando.
- The Bearcats' ability to withstand adversity and find ways to get on base were the keys to the sweep. UC grabbed the lead in the eighth inning on Sunday and walked off the Knights on Saturday, and shut down a UCF bases-loaded rally in the win on Friday.
- At the plate, Cincinnati walked (22) more than it struck out (21) and posted a .457 on-base percentage across all three games.
- Kerrington Cross was unbelievable all weekend long, going 5-for-7 at the plate with four walks and four HBP, posting an otherworldly .813 on-base percentage for the series. While he did not record a hit on Sunday, he reached base four times (three HBP, one walk) to help set the tone for the Cincinnati offense.
- Cincinnati has now played 39 home games under head coach Jordan Bishel and holds a 29-10 record at home.

## LOCAL PRODUCTS CONTRIBUTING TO BEARCATS' SUCCESS

There is plenty of great baseball being played in the Cincinnati area, and many players with local roots have been major contributors this season. Below is a list of all nine players from Southwest Ohio on UC's roster:

- #8 Lauden Brooks (Cincinnati/McNicholas)
- #11 Nathan Taylor (Amelia/West Clermont)
- #14 Landyn Vidourek (Hamilton/Badin)
- #15 Kory Klingenberg (Cincinnati, Elder)
- #16 Michael Conte (Cincinnati/Walnut Hills)
- #19 Charlie Niehaus (West Chester/Moeller)
- #24 Carter Earls (Middletown/Bishop Fenwick)
- #29 Carson Marsh (West Chester/Moeller)
- #45 Brenden Garula (Mason/Mason)

Brooks, Vidourek, Klingenberg, and Niehaus have combined to make 74 starts this year, and Vidourek (.337) and Niehaus (.310) rank among the Top 5 hitters on the team according to batting average.

Taylor has been one of the best starting pitchers in the Big 12, sitting among the conference leaders in ERA (.270, 2nd), strikeouts (46, 5th), and innings pitched (36.2, T-7th). Conte and Marsh have been valuable bullpen pieces, combining to make 19 appearances out of the pen.

## LOTS OF NEW FACES ON THE MOUND

Entering play this week, eight pitchers have made at least eight pitching appearances for the Bearcats this season. Of those eight pitchers, only two pitched an inning for UC last season (Carson Marsh and Michael Conte).

New additions Brandon Scheurer (12), Joel Pineiro (9), Adam Buczkowski (8), Rodney Shultz (8), Hudson Johnson (10), Ty Barnett (7), and Adam Mrakitsch (7) are among the most-used pitchers on the staff, and redshirt senior Max Bergmann (9) appears on that list as well. Bergmann missed all of the 2024 season due to injury.

In total, 72.4% of the of the 243.2 innings thrown by Cincinnati pitchers this season have been from players who did not appear in a game for UC last season.

## NOTING THE LOUISVILLE WIN

Cincinnati beat No. 18 Louisville at home on March 26, 12-2, an impressive victory for a number of reasons:

- After allowing two runs in the top of the first inning, Cincinnati's pitching staff clamped down on the Cardinals. The combination of Max Bergmann, Hudson Johnson, and Carson Marsh helped keep the Cardinals hitless until the top of the seventh inning.
- The win was UC's third over a ranked team this season, the most wins against a ranked opponent since 2019.
- The victory was also the third win at home over a ranked Louisville team since 2017. UC defeated the No. 1-ranked Cardinals in 2017 and walked off the No. 5-ranked Cardinals in 2021.
- The 10-run margin of victory was the second-highest against a ranked team since 2000. The largest occurred earlier this season in the 19-5 win at No. 11 Duke.

## RED-HOT KERRINGTON CROSS EXCELS IN THE LEADOFF SPOT

You'd be hard-pressed to find many better leadoff hitters than redshirt senior Kerrington Cross.

An elite player all over the diamond, Cross leads UC and ranks among the Big 12 leaders in batting average (1st, .448), on-base percentage (2nd, .566), OPS (3rd, 1.267), and hits (T-5th, 39).

His ability to get on base has proven to be an asset, as his 29 runs scored lead the team. He enters the week ranking fifth all-time in program history in runs scored (185).

## Cincinnati Baseball Career Runs Scored

1.	279	Kevin Youkilis	1998-01
2.	226	Matt Singer	1998-01
3.	192	Josh Harrison	2006-08
4.	190	Craig Tewes	1998-01
5.	185	<b>KERRINGTON CROSS 2022-PRESENT</b>	
6.	165	Steve Barhorst	1993-96
	165	Pat Abbatiello	1984-87
8.	158	Troy Muckerheide	1992-95

## NOTES

9. 155 Chris Peters 2008-11  
155 Justin Glass 2011-14

Cross also ranks fourth among active Division I players in career runs scored.

**Division I Active Career Leaders - Runs Scored**

1. Wyatt Henseler (Texas A&M) 205  
2. Jake Hyde (Duke) 197  
3. Robbie Burnett (Georgia) 185  
**KERRINGTON CROSS (UC) 185**  
5. Ben Miller (Duke) 176

Last season he hit .321 with 11 home runs, 53 RBI, 63 runs scored, 46 walks, and 16 stolen bases and led UC in hits (71) and walks. Cross ended the season ranking in the top ten in the Big 12 in walks, runs, and stolen bases.

Cross is the most experienced player (187 career games played) on Cincinnati's roster and also one of its best. His 187 career games played place him among the Top 25 among active leaders in career games played at one school.

Head Coach Jordan Bischel called Cross "one of the most valuable players in college baseball" and he lived up to that name at Duke. Cross hit .438 with two home runs and six RBI that weekend while also stealing two bags and starting all three games.

For his efforts in the season-opening series at Duke, Cross was named to the NCAA's Week 1 Lineup of the Week.

**NATHAN TAYLOR OFF TO BLAZING START**

One of the best pitchers in the Big 12 so far this season is Cincinnati sophomore Nathan Taylor. The big right-hander is sporting a 2.70 ERA and has 45 strikeouts in 36.2 innings. He ranks among the Big 12 leaders in ERA (.270, 2nd), strikeouts (46, 5th), and innings pitched (36.2, T-7th).

Against Canisius on March 8, Taylor struck out nine in seven innings to tie his career-long outing. It was his third straight start with at least nine strikeouts.

He turned in one of the best outings of his career this at UNLV, striking out 11 in six shutout innings against the Rebels. Taylor then followed that up by striking out nine in seven solid innings to earn the win at UC San Diego.

Taylor was terrific in his first collegiate season last year and was named honorable mention All-Big 12 and earned a spot on the all-freshman team. He made 16 starts and two relief appearances, posting an 8-2 record with 70 strikeouts in 72.2 innings pitched. His eight victories were tied for second in the Big 12 and tied for ninth-most in a season in school history.

**LANDYN VIDOUREK: 5-TOOL PLAYER**

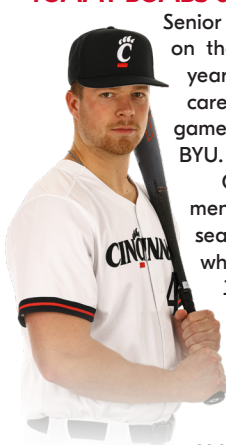
Junior Landyn Vidourek has been able to do it all this season and is hitting .337 with six home runs, 26 RBI, 28 runs scored, seven doubles, 21 walks, and 19 stolen bases.

His biggest hit of the year came last Saturday vs. UCF. With UC trailing 6-5 in the bottom of the 10th inning and down to his last strike, Vidourek ripped a two-run single up the middle for a walk-off base hit to win the game.

Vidourek put together an incredible six-game

stretch from March 4-11, hitting .500 (12-for-24) with four home runs, 11 RBI, 11 runs scored, five walks, and seven stolen bases. His two home runs came during the Canisius series and were prodigious, as one hit Fifth Third Arena and the other landed near the entrance to the arena, and he outdid himself on vs. Miami with a two-run home run that registered 116 MPH off the bat.

A local product from Hamilton, Ohio, Vidourek starred at Badin High School in both baseball and football. He was a two-way player on the diamond and the team's starting quarterback on the gridiron.

**TOMMY BOMBS**

Senior Tommy O'Connor ranks second on the team with four homers this year and has 24 homers in his career. His last home run came in game two of the doubleheader vs. BYU.

O'Connor earned honorable mention All-Big 12 honors last season, playing in 55 games while making 52 starts (29 at 1B, 23 at DH). The slugger hit 12 home runs and drove in 43 while tallying 42 walks, eight doubles, and 46 runs scored. He tended to homer in bunches and had three separate occasions where he homered in back-to-back games.

**SEFCIK BROTHERS REUNITE IN CLIFTON**

Neither Luke nor Cal Sefcik began their career at Cincinnati, but the brothers are on the same team once again in 2025.

Luke started his collegiate career at Central Michigan and followed head coach Jordan Bischel to Cincinnati prior to last season. Cal was a freshman at Indiana last year before transferring to UC prior to this season.

Luke and Cal shared a cool moment on Opening Day when they hit back-to-back in the Bearcats' order. Luke hit sixth and started at second base, while Cal hit seventh and started at DH.

Kevin Sefcik, father of Cal and Luke, spent seven years in the big leagues, six with the Philadelphia Phillies. Kevin coached Cal and Luke at Marist High School in suburban Chicago as well.

**JACK NATILI GRABS REINS BEHIND THE PLATE**

Sophomore Jack Natili is in his first season at Cincinnati, but he's done everything he can to grab onto the starting catcher role. He has made 20 starts behind the plate, by far the most on the team.

Natili is hitting .333, which ranks third on the team, and has two home runs, six doubles, 21 RBI, and 15 walks.

Natili joined the program from Rutgers, where he spent the 2024 season and started 44 games. Coming out of high school, he was the No. 16-ranked prospect in Pennsylvania and the top prep catcher in his class from the state according to Perfect Game.

**DONOVAN FORD MAKES IMMEDIATE IMPACT**

A transfer from Division II Newberry, Donovan Ford has started 21 games in center field for the Bearcats this season. He went 2-for-4 in both games

he started against Canisius and scored four times.

Ford started all three games in center field during the opening weekend at Duke and was 5-for-11 at the plate, helping UC win two out of three.

One of Cincinnati's most accomplished transfer portal additions, Ford had an extraordinary career at Newberry. He left as its all-time leader in career batting average (.396) and was second in stolen bases (91). Ford was an ABCA Second Team All-American in 2024 after hitting .421 and getting on-base at a .506 clip. When he got on base he was dangerous, stealing 35 bases. Ford was an All-American in 2023 as well, starting all 58 games while hitting .406 and driving in 70 runs. He had 42 steals and a school-record 86 runs scored in 2023 as well.

**KELLEN O'CONNOR JOINS CINCINNATI'S ROTATION**

Senior left-handed pitcher Kellen O'Connor slotted into the weekend rotation immediately upon joining the Bearcats and has been outstanding. He has 20 strikeouts in 22.2 innings.

O'Connor did not pitch in in UC's first Big 12 series at Arizona, but returned to the mound against BYU a and started game two vs. UCF.

O'Connor was one of Cincinnati's biggest gets in the transfer portal this past offseason. The Portland, Ore. Native spent the last five seasons at CSU-Bakersfield, missing the 2023 campaign due to injury. He was Bakersfield's Sunday starter last season, logging a 2.89 ERA and 64 punchouts in 81.0 innings. His best performance of the season was a complete-game victory at UC Davis on May 25 when he allowed just one earned run while scattering eight hits and one walk.

**FOR JOEL PINEIRO, IT'S IN HIS GENES**

Redshirt junior right-handed pitcher Joel Pineiro has been valuable on the mound through the first month of the season. He owns a 4.30 ERA and has 18 strikeouts across 23.0 innings of work. He has started three games and has made six relief appearances. His most recent outing was a relief appearance in game three of the weekend series vs. UCF.

In his Cincinnati debut at Duke, he turned in a stellar performance by striking out three in 4.0 shutout frames to earn the win in the 8-3 victory on Opening Day.

Pineiro transferred to UC from FIU, where he started 19 games on the mound.

Pineiro's father, Joel, spent 12 seasons in the major leagues (2000-2011) as a pitcher with the Seattle Mariners, St. Louis Cardinals, Los Angeles Angels, and Boston Red Sox. He won 104 games and collected 1,058 strikeouts in his MLB career.

**LAUDEN BROOKS BACK IN THE LINEUP**

Though he has battled injuries early this season, senior Lauden Brooks is an integral part of the Cincinnati lineup when he's in it.

He returned to the lineup vs. Canisius and started two games at second base. Brooks has started five of six Big 12 games at second base.

His biggest hit of the year was a pinch-hit, game-tying double at UNLV on Feb. 23. After missing the previous three games, Brooks entered the game as a pinch hitter and drove in the tying run to help spark a ninth-inning comeback in Vegas.

An honorable mention all-conference selection

## NOTES

last season, Brooks made 49 starts (22 at 2B, 21 at SS, six at DH). He hit .301 with two home runs, 34 RBI, 10 doubles, 44 runs scored, and 13 stolen bases. Brooks collected 20 multi-hit efforts, tied for second on the team. His father, Marc Brooks, pitched for the Bearcats in 1984-85.

### CARSON MARSH LOOKING TO ANCHOR BACK OF BULLPEN

Sophomore Carson Marsh led UC in appearances last season, and he's second in appearances this year with 10.

Marsh was thrust into a high-leverage bullpen role last season and responded about as well as one could hope for a true freshman. He appeared in 24 games and posted a 4.30 ERA in 44.0 innings of work, striking out 52 while walking 15. The local product made his collegiate debut on Opening Day last season and came up big in one of the most important wins of the season, striking out four in 2.2 scoreless frames against Texas in the Big 12 Tournament.

### ADAM MRAKITSCH REUNITES WITH BISCHEL

Senior left-hander Adam Mrakitsch has made five starts so far, and turned in his best start of the year vs. Canisius. In 4.2 shutout innings of work, he struck out seven and allowed just three hits.

His longest outing of the season came last weekend vs. BYU when he struck out six in 5.2 innings in the finale against the Cougars.

Mrakitsch joined the Bearcats this past offseason from Central Michigan, where he played under Jordan Bischel for two seasons. His best season came in 2023, when he was a First-Team All-MAC honoree after finishing 8-4 with a 3.59 ERA and 80 strikeouts while holding opposing hitters to a miniscule .196 batting average. Mrakitsch was D1Baseball's preseason MAC Pitcher of the Year in 2024 and made nine starts before being shut down with an injury. He fields his position well too, receiving an All-Defensive Team nod in 2023.

### SWISS ARMY KNIFE CHRISTIAN MITCHELLE CAN DO IT ALL

Junior Christian Michelle is one of the most versatile players on the diamond whenever he takes the field. He has started 22 games this year at five different positions, and has also pitched in four games.

Mitchelle received second-team All-Big 12 distinctions last year as a two-way threat. He started 42 games (25 at SS, 11 at DH, six at 2B) and pitched in 22 games out of the bullpen, and earned a spot on the John Olerud Two-Way Player of the Year Award midseason watch list. Michelle hit .319 at the dish with four home runs, 22 RBI, 34 runs scored, and nine stolen bases. Out of the bullpen, he led UC with six saves and totaled 39.1 innings of work.

At Duke opening weekend, Michelle recorded the final out on the mound in the game one victory and also started all three games in the outfield. He has started games this year in left field and right field and also at third base and second base.



### RANKED!

Following its statement-making series win at No. 11 Duke during opening weekend, Cincinnati was ranked No. 25 in the D1Baseball Top 25 poll for the first time ever.

The following week, UC moved up two spots to No. 23 in the poll. The Bearcats were the highest-ranked Big 12 team in the poll, just ahead of No. 25 TCU.

### NOTING THE MARCH 4-11 HOMESTAND

Cincinnati's first homestand was a six-game stretch that began with a midweek contest vs. Toledo on March 5 and was followed by a four-game weekend series vs. Canisius and a game against Miami (Ohio) on March 11. The Bearcats went 6-0 and put up some impressive numbers during their first homestand of the 2025 season:

- The Miami attendance was 2,188, the seventh-largest crowd for a home game at UC Baseball Stadium in program history and the largest since 2023.
- Cincinnati won its first six home games to start the season. The last time UC won that many home games in a row to start the year was 2016 when it won its first 10 home games.
- Landyn Vidourek was incredible at the plate, hitting .500 (12-for-24) with four home runs, 11 RBI, and 11 runs scored in six games.
- Cal Sefcik (.579) and Jack Natili (.565) hit better than .500 over the six games.
- Sefcik showed an exceptional eye at the plate, drawing six walks while not striking out once over the last six games.
- UC hit .393 as a team and slugged .621 while posting a 2.60 team ERA.

### NOTING THE CANISIUS SERIES

- The four wins combined with the victory vs. Toledo on Tuesday give the Bearcats a 5-0 record at home. The last time UC won that many home games in a row to start the year was 2016 when it won its first 10 home games.
- Cincinnati outscored Canisius 42-7 over the four games, its most runs scored in a four-game series since March 18-20, 2022 against Saint Joseph's (43).
- Its four-game series sweep was its first since taking all four games against North Alabama at home on March 3-5, 2023.
- UC hit .406 for the weekend while holding Canisius to a team batting average of just .181 over the course of the series.
- Cal Sefcik and Landyn Vidourek tied for the team lead over the weekend with eight RBI.
- Vidourek slugged an incredible 1.143, as half of his eight hits went for extra bases. He slugged two home runs and added two doubles as well. Vidourek also led the Bearcats with five stolen bases.
- The pitching staff combined to allow just two runs over the final three games. Canisius managed just three hits on Sunday, tied for the fewest allowed in a game by UC pitchers this season. The last time UC allowed two or fewer combined runs over a three-game stretch was March 11-13, 2011 vs. Cleveland State.

### NOTING OPENING WEEKEND AT DUKE

The Bearcats opened the 2025 season in exciting fashion, winning two out of three games at No.

11 Duke. After winning 8-3 on Opening Day and dropping game two in extra innings, Cincinnati exploded for a 19-5 win in game three.

Plenty of impressive notes came out of opening weekend:

- Cincinnati became ranked in the D1Baseball Top 25 for the first time in program history. D1Baseball's Top 25 poll began in 2015. The Bearcats have been nationally ranked before, ending the 1961 (No. 18) and 1971 (No. 13) seasons ranked in the Collegiate Baseball year-end Top 25.
- UC's win on Opening Day was its first victory against a ranked non-conference opponent since March 30, 2021 against No. 5 Louisville.
- In defeating the No. 11 Blue Devils, the Bearcats won a series against a ranked opponent for the first time since No. 22 UConn on April 5-7, 2019.
- Game three's 14-run margin of victory was UC's highest against a ranked opponent since at least 2000.

Eighteen Bearcats made their Cincinnati debuts last weekend.

### CINCINNATI EARNS THREE PRESEASON ALL-BIG 12 HONORS

Three Bearcats were named preseason all-conference: Kerrington Cross, Christian Michelle, and Nathan Taylor. Cincinnati was one of just two Big 12 schools with at least three honorees, the other being preseason favorite Oklahoma State.

Below is a look at the Big 12's preseason coaches poll:

1.	Oklahoma State (9)	163
2.	Arizona (4)	152
3.	TCU (1)	149
4.	West Virginia	115
5.	Texas Tech	111
6.	Arizona State	96
7.	UCF	93
8.	Kansas State	88
9.	Kansas	85
10.	Cincinnati	73
11.	Houston	45
12.	Utah	44
13.	Baylor	39
14.	BYU	21

### BISCHEL BALL ERA ENTERS YEAR TWO

Head Coach Jordan Bischel enters his second season with Cincinnati in 2025.

UC posted a 32-25 overall record and a 17-13 mark in conference play, the program's first 30-win season since 2019. Cincinnati finished the regular season in fifth place in the Big 12 after being picked to finish in last in the preseason coaches poll.

The Bearcats claimed six series wins in conference play including series vs. TCU, West Virginia, and UCF, and also posted an 18-8 record at home.

Bischel helped coach seven All-Big 12 players in 2024, including first-team selection Josh Kross. Christian Michelle was named to the second team while Nathan Taylor, Lauden Brooks, Kerrington Cross, Josh Hegemann, and Tommy O'Connor were all honorable mention.

Kross was selected by the St. Louis Cardinals in the sixth round of the MLB Draft last summer.

In his first year at UC, Bischel successfully implemented his style of play and saw his players buy in as well. The Bearcats were among the national leaders in walks (320, most in school history) and stolen bases (109) and ranked atop the league in

## NOTES

HBP (91). Cincinnati's ability to get on base and take extra bases led to an average of 7.4 runs per game, which ranked fourth in the league.

Cincinnati utilized the bunt as well as anybody in the country last season, leading all Power Five programs in bunt base hits:

Ranking	Team	Bunt Hits
1.	Cincinnati	26
2.	Louisville	22
	Oregon	22
4.	Oregon State	21
	Oklahoma	21

## 2024 HIGHLIGHTS

Cincinnati's first year in the Big 12 saw several big moments that made year one unforgettable:

- UC's first-ever Big 12 Conference win came on March 9 at Kansas State.
- The next weekend, Cincinnati took two out of three from Kansas at home to claim its first Big 12 Conference series. The weekend was highlighted by Tommy Boba's performance in game two when he took a no-hitter into the ninth inning.
- One of the biggest statements made by the Bearcats last year came on April 5-7 at home when they swept TCU, capping the series with a 13-2 run-rule victory.
- Cincinnati took two out of three at home vs. West Virginia, a team that would go on to advance to a Super Regional.
- One of the most electric moments in the history of the program came in the final game of the regular season. With the score tied at 6-6 in the bottom of the eighth inning vs. No. 12 Oklahoma, senior Josh Hegemann blasted a two-out grand slam to give UC a 10-6 lead in the eventual victory. It was Hegemann's first career collegiate home run and came on Senior Day.
- Facing elimination in the Big 12 Tournament, Cincinnati beat Texas, 8-7, to send the Longhorns home in their final Big 12 baseball game.

## COACHING STAFF UPDATES

Cincinnati had a couple updates to its coaching staff during the offseason. Tayler Sheriff was promoted from director of pitching development to pitching coach, and Chris Krepline joined the program as the new director of pitching development.

During Sheriff's first season with the Bearcats in 2024, the team posted a 32-25 overall record and a 17-13 mark in conference play, the program's first 30-win season since 2019. UC finished the regular season in fifth place in the Big 12 after being picked to finish in last in the preseason coaches poll.

Cincinnati also saw its team ERA drop by nearly a full run in 2024 from the previous season, and it posted its lowest single-season ERA since 2019.

Krepline comes to Cincinnati following a successful stint as the head coach at Lawrence University. From 2019-24, he earned two Midwest Conference Coach of the Year awards and held Lawrence to two conference titles (2022 and 2024).

In 2024, Krepline's squad posted a 31-11 record, the most wins in a season in school history, and four of his student-athletes earned All-America recognitions. His 2022 team won the Midwest Conference and took the conference tournament crown as well, earning the school's first trip to the NCAA Division III Tournament since 1979. He earned D3Baseball and ABCA Region 9 Coach of the Year accolades that season.

## TRIO OF BEARCATS PICKED TO D1BASEBALL'S PRESEASON PLAYER RANKINGS

In its annual preseason player rankings, D1Baseball had three Bearcats among the best at their respective positions:

- Kerrington Cross (#15 3B)
- Adam Mrakitsch (#95 SP)
- Carson Marsh (#93 RP)

## NEW FACES FOR 2025

Cincinnati's roster boasts 25 newcomers in 2025, a total that includes 13 true freshmen and 12 transfer portal additions.

The 13 new freshmen are:

- C Parker McDaniels
- RHP Brendin Oliver
- UTL Quinton Coats
- RHP/INF Eric De Costa
- C Gavin Brewer
- 1B Ryan Tyranski
- RHP Adam Buczkowski
- LHP Ty Barnett
- LHP Hudson Johnson
- OF Derrick Pitts
- RHP Bryce Koch
- RHP Michael Fliss
- 1B/OF Ascher Dent.

The 12 transfer portal additions are

- OF Maxton Polad (Western Illinois)
- RHP/UTL Brandon Scheurer (Saginaw Valley State)
- C Jack Natili (Rutgers)
- RHP Rodney Schultz (Pitt-Johnstown)
- INF Josh Ulery (Pitt-Johnstown)
- OF Donovan Ford (Newberry)
- 1B/C Dawson Hokuf (Lindenwood)
- UTL Cal Sefcik (Indiana)
- OF Louis Perona (Illinois Wesleyan)
- RHP Joel Pineiro (Florida International)
- LHP Kellen O'Connor (CSU Bakersfield)
- LHP Adam Mrakitsch (Central Michigan)

## COACHING STAFF TIES

Bischel has a long history with assistants Tom Winske and Kyle Schroeder, having spent a lot of time with both of them at different institutions.

Winske and Schroeder were both on staff at Central Michigan with Bischel from 2019-23, helping the Chippewas win four Mid-American Conference championships and earn three NCAA Tournament berths.

Schroeder also coached under Bischel for four years at Northwood University (2015-18) and for two seasons at Midland University (2013-14).

Winske was a successful coach at St. Norbert College in De Pere, Wis. From 1999-2018 and coached Bischel as a player from 2000-03. Bischel also served as an assistant coach under Winske from 2007-09.

## WINSKE INDUCTED INTO ST. NORBERT COLLEGE ATHLETICS HALL OF FAME

Assistant coach Tom Winske's former school, St. Norbert College, announced that he would be inducted into the athletics department's Hall of Fame later this year.

Winske, who coached at St. Norbert from 1999-2018, compiled a career record of 444-287-1 and led the program to five NCAA Division III berths. His 444 career wins were the most in the history of the

Midwest Conference at the conclusion of his tenure, and he was named Midwest Conference North Division Coach of the Year nine times. Winske led St. Norbert to conference titles in 2003, 2012, 2014, and 2017.

## PUTTING IN THE WORK IN THE CLASSROOM

Not only have the Bearcats been getting it done on the field, they've gotten it done in the classroom as well.

UC received its ninth straight ABCA Team Academic Excellence Award last summer.

Even better, last semester the baseball program posted a cumulative 3.429 GPA, the highest semester GPA in program history. Thirty-four players earned a spot on the Honor Roll with a GPA of 3.0 or higher, 25 made the Dean's List at 3.5 or higher, and five earned a perfect 4.0 semester GPA.

## BEARCATS SIGN HIGHEST-RATED RECRUITING CLASS IN PROGRAM HISTORY

Cincinnati's success last season helped pave the way for a successful signing day last fall. The Bearcats added 11 signees during the early signing period, putting together a class that ranked 46th nationally, the highest-rated recruiting class in program history.

The 2025 recruiting class is comprised of pitcher Connor Blue (O'Fallon, Ill.), outfielder/first baseman/pitcher Joe DuSell (Elgin, Ill.), pitcher Scott DiMarco (Medina, Ohio), catcher Enzo Infelise (New Lenox, Ill.), pitcher Tucker King (Western Springs, Ill.), outfielder Luke Kosko (Jefferson Hills, Pa.), first baseman/outfielder Nolan Jaworowski (St. Louis, Mo.), outfielder Quincy Mazeke (Glenoak, Ohio), pitcher Brandon Menser (Sesser, Ill.), infielder Jackson Reardon (Hebron, Ky.), and infielder Ben Voegele (Hamilton, Ohio).

## PHILLIPS 66 BIG 12 CHAMPIONSHIP RETURNS TO ARLINGTON

The Big 12 Conference announced a new championship format last fall.

The top 12 teams in the regular season standings will advance to the 2025 Phillips 66 Big 12 Baseball Championship at Globe Life Field in Arlington, Texas, Wednesday, May 21 to Saturday, May 24. In the new format, the top four seeds will receive a bye while the No. 5-12 seeds play four single elimination games in the first round. The winners will take on the top four seeds in the quarterfinals on Thursday, May 22 with a chance to advance to the semifinals on Friday, May 23. The Championship final will be played on Saturday, May 24. All games in the tournament will be single elimination.

Arlington has hosted the Big 12 Baseball Championship five times, with the event taking place at Globe Life Field each year since 2022. The venue, which is home to the 2023 World Series-champion Texas Rangers, opened in 2020 and has hosted the 2020 World Series, 2023 World Series, and 2024 MLB All-Star Game. The Big 12 remains the only Conference to crown its postseason champion in a Major League Baseball stadium, as well as in a retractable roof facility.



## THE LAST TIME


## THE LAST TIME A BEARCATS PLAYER ...

Hit for the cycle.....	Anthony Snowell, May 7, 1999 vs. Saint Louis
Hit a grand slam.....	Charlie Neihaus, March 12, 2025 vs. Miami (Ohio)
Hit a walk-off home run.....	Kameron Guidry, April 11, 2023 vs. Miami (OH)
Hit a walk-off base hit.....	Landyn Vidourek, March 29, 2025 vs. UCF
Walk-off RBI without a hit.....	Josh Hegemann, bases-loaded HBP; March 2, 2024 vs. Northern Illinois
Led off the game with a home run.....	Kerrington Cross, February 15, 2025 at Duke
Hit back-to-back home runs.....	Tommy O'Connor-Landyn Vidourek, March 4, 2025 vs. Toledo
Hit back-to-back-to-back home runs.....	Ryan Nicholson-Kerrington Cross-JP Sponseller; May 19, 2022 vs UCF, 3rd inning
Hit two home runs in a game.....	Alec Jones, May 23, 2024 vs. Texas Tech
Hit 3+ home runs in a game.....	Josh Kross, March 22, 2024 at Saint Louis
Hit a home run in two straight games.....	Kerrington Cross, March 26, 2025 vs. #18 Louisville & March 28, 2025 vs. UCF
Hit a home run in three straight games.....	Landyn Vidourek, March 8-9, 2025 vs. Canisius; March 11, , 2025 vs. Miami (Ohio)
Hit an inside-the-park home run.....	Paul Komistek, February 29, 2020 vs. Oakland
Hit two doubles in a game.....	Charlie Niehaus, March 4, 2025 vs. Toledo
Hit three doubles in a game.....	Jace Mercer, May 9, 2021 at Houston
Hit two triples in a game.....	Kerrington Cross, March 19, 2022 vs Saint Joseph's
Had four hits in a game.....	Cal Sefcik, March 30, 2025 vs. UCF
Had five hits in a game.....	Paul Komistek, Feb. 19, 2022 at FGCU
Had 6+ hits in a game.....	Cole Harting, 6; March 20, 2021 at Xavier
Had four RBIs.....	Charlie Neihaus, March 12, 2025 vs. Miami (Ohio)
Had five RBIs.....	Kameron Guidry, March 10, 2024 at Kansas State
Had 6+ RBIs.....	Lauden Brooks; 6; May 11, 2024 at BYU
Scored three runs.....	Christian Michelle and Landyn Vidourek, March 30, 2025 vs. UCF
Scored four runs.....	Landyn Vidourek, March 9, 2025 vs. Canisius
Scored 5+ runs.....	Jace Mercer, 5; February 28, 2020 vs Oakland
Stole 3+ bases.....	Landyn Vidourek, 3, February 16, 2025 at Duke
Walked three times.....	Cal Sefcik, March 25, 2025 vs. #18 Louisville
Walked four times.....	Josh Hegemann, vs. Butler, March 26, 2023, Game 2
Hit by a pitch twice.....	Donovan Ford, March 21, 2025 vs. BYU
Hit by a pitch three times.....	Kerrington Cross, March 30, 2025 vs. UCF
Had 15+ putouts.....	Tommy O'Connor - 1B, 17; March 28, 2025 vs. UCF
Has 20+ putouts.....	Ryan Noda - 1B, 21; April 12, 2015 vs. Memphis
Had 8+ assists.....	Lauden Brooks - 2B, 8; March 28, 2025 vs. UCF
Had 10+ assists.....	Sean Springer - 2B, 11; May 6, 2023 vs. ECU
Threw a complete game.....	Nathan Taylor, April 7, 2024 vs. TCU (7 innings)/Beau Keathley, May 24, 2022 vs. Tulane (9 innings)
Threw a complete-game shutout.....	Dylan Brosky, March 4, 2023 vs. North Alabama (7 innings)/J.T. Perez; April 20, 2018 vs #24 UConn
Threw a complete game in back-to-back appearances.....	Tristan Hammans; April 14/21, 2015 vs. Xavier/Louisville
Two Bearcats threw consecutive complete games.....	Walker/Walsh; April 9/11, 2014, vs. Miami (OH)/UConn
Three Bearcats threw consecutive complete games.....	Orndorff/Zellner/Perez; May 8/13/14, 2016, vs. UCF/ Houston
Logged 10 or more strikeouts.....	Nathan Taylor, 11, February 22, 2025 at UNLV
Pitched more than 9 innings in a game.....	B.J. Borsa, 9.2; May 18, 2002 vs. Saint Louis
Struck out four batters in an inning.....	Tony Cento; May 7, 1999 vs. Saint Louis
Threw a no-hitter.....	Chris Murphy; April 15, 1995 vs IUPUI

## THE LAST TIME UC ...

Had 15-19 hits.....	15 vs. #18 Louisville, March 25, 2025
Had 20+ hits.....	20 at Kansas State, March 10, 2024
Scored 10-14 runs.....	12 vs. #18 Louisville, March 25, 2025
Scored 15-19 runs.....	19 at Duke, February 16, 2025
Scored 20+ runs.....	22 at Xavier, March 20, 2021
Scored 10+ runs in one inning.....	10 runs, 6th inning vs. Oakland, March 19, 2006
Hit 5+ doubles.....	5 at UNLV, February 23, 2025
Hit 3+ triples.....	3 vs. Miami, April 10, 2019
Hit three home runs.....	vs. UCF, March 28, 2025
Hit four home runs.....	at BYU, May 11, 2024
Hit 5+ home runs.....	8 at Saint Louis, March 22, 2024
Hit two grand slams.....	Kameron Guidry & Kory Klingenberg; at Xavier March 22, 2023
Stole five bases.....	vs. Canisius, March 9, 2025
Stole six bases.....	vs. UCF, March 29, 2025
Stole 7+ bases.....	8, at Duke, February 16, 2025
Played 10 innings.....	vs. UCF, March 29, 2025
Played 11 innings.....	vs. UCF, May 21, 2024
Played 12+ innings.....	12, at Duke, February 15, 2025
Swept a 3-game series.....	vs. UCF, March 28-30, 2025
Was swept in a 3-game series.....	at Arizona, March 14-16, 2025
Swept a 4-game series.....	vs. Canisius, March 7-9, 2025
Was swept in a 4-game series.....	at #11 ECU, April 1-3, 2021
Swept a doubleheader.....	vs. Canisius, March 7, 2025
Was swept in a doubleheader.....	vs. #12 Oklahoma, May 16, 2024
Turned a triple play.....	8-6-3; at Miami, May 7, 2019

## HEAD COACH JORDAN BISCHEL



## JORDAN BISCHEL • HEAD COACH • SECOND SEASON • ST. NORBERT '03

Jordan Bischel is entering his second season as the head coach at Cincinnati in 2025.

The 2024 season was Bischel's first at Cincinnati, and he led the Bearcats to a terrific year in their inaugural Big 12 campaign.

UC posted a 32-25 overall record and a 17-13 mark in conference play, the program's first 30-win season since 2019. Cincinnati finished the regular season in fifth place in the Big 12 after being picked to finish in last in the preseason coaches poll.

The Bearcats claimed six series wins in conference play including series vs. TCU, West Virginia, and UCF, and also posted an 18-8 record at home.

Bischel helped coach seven All-Big 12 players in 2024, including first-team selection Josh Kross. Christian Mitchelle was named to the second team while Nathan Taylor, Lauden Brooks, Kerrington Cross, Josh Hegemann, and Tommy O'Connor were all honorable mention.

In his first year at UC, Bischel successfully implemented his style of play and saw his players buy in as well. The Bearcats were among the national leaders in walks (320, most in school history) and stolen bases (109) and ranked atop the league in HBP (91). Cincinnati's ability to get on base and take extra bases led to an average of 7.4 runs per game, which ranked fourth in the league.

Bischel was announced as the 33rd head coach in program history on June 18, 2023.

The Green Bay, Wis., native came to UC from Central Michigan, where he served as head coach for five seasons. He also spent four seasons as head coach of Northwood, an NCAA Division II program in Midland, Mich., and two seasons at the helm of NAIA program Midland University in Fremont, Neb.

He has previously won eight conference championships: four at Central Michigan, four at Northwood.

Bischel led the Chippewas to four Mid-American Conference (MAC) championships -- two regular season and two tournament -- and three NCAA Regionals. The Chippewas went 177-80 (.689) during Bischel's tenure.

In five seasons as head coach at CMU, Bischel had a 102-32 MAC record and posted three consecutive 40-win full seasons for the first time since 1986-88. His teams won a combined 132 games in 2019, '21 and '22, the winningest three-year stretch in program history.

Bischel's CMU teams went a combined 31-8 against the five other Michigan Division I programs, Michigan, Michigan State, Eastern Michigan, Western Michigan and Oakland, and Bischel led his Chippewas to 12 victories over opponents from Power 5 conferences.

In 2022, the Chippewas finished 43-19, including 30-7 and in second place in the MAC. They made a remarkable run to the league tournament crown, starting 1-1 and then winning three consecutive elimination games, the final two against host and regular season champion Ball State. That put the Chippewas in the NCAA Tournament for the third straight season, where they went 1-2 and bowed to No. 13-ranked Florida in the Gators' home stadium in Gainesville.

The Chippewas posted a 42-18 ledger in 2021, capped by a 2-2 finish in the NCAA Regional in South Bend, Ind. The Chippewas were the No. 4 seed in the four-team tournament and posted victories over No. 2 Michigan and No. 3 UConn.

Bischel electrified CMU baseball from the word go in 2019, leading it to its first MAC Tournament championship and its first NCAA Tournament berth since

1995. The 2019 squad posted a 47-14 mark -- an 18-win improvement over the 2018 squad -- and a dramatic 6-5 victory over Miami (Fla.) in an NCAA Regional game in Starkville, Miss. It was CMU's first NCAA Tournament victory since 1988.

The Chippewas earned their first MAC regular season title since 2015, tied the program record for victories in a season (47), and its .770-win percentage was fifth best in the nation.


Prior to his time at CMU, Bischel was the head coach of Northwood from 2014 to 2018. The Timberwolves posted a combined 137-76 record and won two Great Lakes Intercollegiate Athletic Conference (GLIAC) Championships as well as two GLIAC Tournament titles. Over his last two seasons, Northwood won 84 games -- the best two-year stretch prior to Bischel's arrival featured 55 wins (1989-90).

Before Northwood, Bischel coached at Midland University in Fremont, Neb., for two seasons, leading the Warriors to a combined 74-45 record. In his first year at Midland, the Warriors won 31 games, an 18-victory improvement over the previous year.

Bischel also coached in the Northwoods League for five seasons, four with the Green Bay Bullfrogs and one with the Wisconsin Woodchucks. He also served as the pitching coach for three seasons at Northwest Missouri State and was an assistant coach at John Carroll University in Ohio and at St. Norbert College in Wisconsin.

Bischel was an academic all-conference first baseman and pitcher at St. Norbert from 2000 to 2003. He earned all-conference honors and served as the team captain as a senior.

Bischel and his wife Katie have three sons, twins Luke and Parker, and Chase.



## THE BISCHEL FILE

Hometown: Green Bay, Wisconsin

Wife: Katie

Children: Luke, Parker, Chase

Education: St. Norbert '03

Playing Career: St. Norbert - 2000-03 (First base/Pitcher)

## COACHING CAREER

YEAR	SCHOOL	POSITION
2004-06	St. Norbert	Assistant Coach
2007-09	John Carroll	Assistant Coach
2010-12	Northwest Missouri State	Assistant Coach
2013-14	Midland	Head Coach
2015-18	Northwood	Head Coach
2018-23	Central Michigan	Head Coach
2024-Present	Cincinnati	Head Coach

## CAREER ACCOMPLISHMENTS

- MAC Coach of the Year (2019, 2021)
- GLIAC Coach of the Year (2017, 2018)

## CHAMPIONSHIPS

- MAC Tournament Championship (2019, 2022)
- MAC Regular Season Championship (2019, 2021)
- GLIAC Tournament Championship (2017, 2018)
- GLIAC Regular Season Championship (2017, 2018)
- GPAC Tournament Championship (2014)

## NCAA DIVISION I TOURNAMENT APPEARANCES

- 2022 NCAA Regional (Gainesville, Fla.); 1-2
- 2021 NCAA Regional (South Bend, Ind.); 2-2
- 2019 NCAA Regional (Starkville, Miss.); 1-2

## BISCHEL YEAR-BY-YEAR RECORD

OVERALL					CONFERENCE				
YEAR	SCHOOL	W	L	PCT	W	L	PCT	FINISH	POSTSEASON
2013	Midland	31	26	.544	9	11	.450	6th	NAIA Opening Round
2014	Midland	43	19	.693	16	4	.800	3rd	NAIA Opening Round
MIDLAND TOTALS		74	45	.622	25	15	.625		1-4
YEAR	SCHOOL	W	L	PCT	W	L	PCT	FINISH	POSTSEASON
2015	Northwood	28	23	.549	20	12	.625	3rd	
2016	Northwood	25	24	.510	14	16	.467	3rd	
2017	Northwood	46	13	.780	26	6	.813	1st	NCAA Midwest Regional
2018	Northwood	28	16	.636	21	7	.750	1st	NCAA Tournament Qualifier
NORTHWOOD TOTALS		137	76	.643	81	41	.664		3-4
YEAR	SCHOOL	W	L	PCT	W	L	PCT	FINISH	POSTSEASON
2019	CMU	47	14	.770	22	5	.815	1st*	NCAA Regional
2020	CMU	11	6	.647	0	0	.000	N/A	
2021	CMU	41	18	.694	31	9	.775	1st	NCAA Regional
2022	CMU	43	19	.693	30	7	.811	2nd*	NCAA Regional
2023	CMU	34	23	.596	19	11	.633	3rd	
CMU TOTALS		177	80	.688	101	32	.759		4-6
YEAR	SCHOOL	W	L	PCT	W	L	PCT	FINISH	POSTSEASON
2024	Cincinnati	32	25	.561	17	13	.567	5th	
2025	Cincinnati	16	11	.593	4	5	.444		
CINCINNATI TOTALS		48	36	.571	21	18	.539		
NCAA CAREER TOTALS		362	192	.653	228	106	.683		8-14

## ASSISTANT COACHES

**TAYLER SHERIFF**

PITCHING COACH / ASSISTANT COACH

Tayler Sheriff is entering his second season with Cincinnati in 2025. He was promoted to serve as the team's pitching coach in August 2024 after spending the previous season as the director of pitching development.

During his first season with the Bearcats in 2024, the team posted a 32-25 overall record and a 17-13 mark in conference play, the program's first 30-win season since 2019. UC finished the regular season in fifth place in the Big 12 after being picked to finish in last in the preseason coaches poll.

The Bearcats claimed six series wins in conference play including series vs. TCU, West Virginia, and UCF, and also posted an 18-8 record at home.

Working with the pitching staff, Sheriff helped mentor freshman right-hander Nathan Taylor to an All-Big 12 campaign. Taylor was named to the league's all-freshman team and was an honorable mention all-conference selection.

In addition to Taylor, Sheriff helped two-way player Christian Michelle to a Second-Team All-Big 12 accolade. Michelle appeared in 22 games on the mound and totaled six saves, while throwing 39.1 innings for the Bearcats.

Cincinnati also saw its team ERA drop by nearly a full run in 2024 from the previous season, and it posted its lowest single-season ERA since 2019.

Sheriff came to UC from Western Illinois where he served as interim head coach of the baseball program for the 2023 season. He was the pitching coach and recruiting coordinator during the 2022 season, which was his first with the program.

In his first season, the Leathernecks saw an improvement in overall wins, Summit League victories and conference finish. Western Illinois also had improvements in nearly every major statistical category.

Prior to joining Western Illinois, Sheriff spent three years working for the baseball program at Spalding University as a pitching coach and recruiting coordinator. He oversaw three pitchers who were named All-SLIAC in 2019.

In 2017-18, Sheriff contributed as a volunteer assistant coach at Indiana University of Pennsylvania. Prior to that, he worked nearby at Penn State - New Kensington as an assistant coach.

Since 2014, Sheriff has spent his summer days functioning as a general manager and head coach for Paul Carpenter Capital Advisors AAABA Baseball in his home state of Pennsylvania. He started his coaching career in 2015 with United High School in Armagh, Pa.

**KYLE PETTORUTO**

ASSISTANT COACH / RECRUITING COORDINATOR

Kyle Pettoruto is in his second season with the Bearcats in 2025.

His roles include overseeing the recruiting efforts of the program, instructing infield play, and assisting in all areas of the offense.

UC posted a 32-25 overall record in 2024 and a 17-13 mark in conference play, the program's first 30-win season since 2019. Cincinnati finished the regular season in fifth place in the Big 12 after being picked to finish in last in the preseason coaches poll.

The Bearcats claimed six series wins in conference play including series vs. TCU, West Virginia, and UCF, and also posted an 18-8 record at home.

Six hitters earned All-Big 12 honors in 2024, including first-team selection Josh Kross. Two-way performer Christian Michelle was named to the second team while Lauden Brooks, Kerrington Cross, Josh Hegemann, and Tommy O'Connor were all honorable mention.

Under Pettoruto's tutelage, UC scored 423 runs in 2024, the highest single-season total since 2008. UC averaged 7.4 runs per game, which ranked fourth in the Big 12. The Bearcats were also among the national leaders in walks (320, most in school history) and stolen bases (109) and ranked atop the league in HBP (91).

Pettoruto officially joined the Cincinnati baseball program on July 11, 2023. He came to UC after following a four-year stint as the hitting coach/assistant coach for Rutgers University (2020-23).

Pettoruto helped lead Rutgers to back-to-back top-5 league finishes, rebuilding a program that had not finished better than 10th in its entire Big Ten history prior to his arrival. The Scarlet Knights went 77-38 (.670) overall and 31-17 (.646) in the Big Ten over 2022 and 2023.

Under Pettoruto's guidance in 2022, Rutgers had one of the most prolific lineups in all of college baseball. The Scarlet Knights led the country with 9.6 runs per game and were top-5 nationally in runs (565) and doubles (147). In addition, the 2022 recruiting class was ranked No. 25 by D1Baseball.com and Top 35 by Baseball America.

Prior to his time at Rutgers, Pettoruto spent six seasons at Bryant and was a part of six straight Northeast Conference regular season championships and two NCAA Tournament appearances.

He played a role in producing 40 All-NEC selections, 46 All-New England selections, six ABCA All-Northeast selections, two NEC and New England Players of the Year, four NEC Rookies of the Year, two New England Rookies of the Year, one Collegiate Baseball Freshman Player of the Year and four Freshman All-Americans in his six seasons at Bryant.

Prior to Bryant, Pettoruto worked as an assistant coach with the North Shore Navigators in the Futures Collegiate Baseball League in the summer of the 2012. Following the summer, Pettoruto was hired as an assistant coach at Merrimack. He worked with the outfielders and the hitters, helping the Warriors set a school record for wins in the spring of 2013.

Pettoruto was a four-year letterwinner at the University of New Haven and helped the Chargers earn a spot in the 2010 NCAA Tournament. He also played for the Joplin Outlaws of the MINK League and the Rome Thunderbolts during the summer.

**TOM WISKE**

ASSISTANT COACH

Tom Wiske is in his second season as an assistant coach with Cincinnati. He works with the Bearcat catchers and outfielders as well as oversee bunting and baserunning.

UC posted a 32-25 overall record and a 17-13 mark in conference play, the program's first 30-win season since 2019. Cincinnati finished the regular season in fifth place in the Big 12 after being picked to finish in last in the preseason coaches poll.

The Bearcats claimed six series wins in conference play including series vs. TCU, West Virginia, and UCF, and also posted an 18-8 record at home.

Wiske helped mentor one of the most exciting offenses in the Big 12 in 2024. The Bearcats were among the national leaders in walks (320, most in school history) and stolen bases (109) and ranked atop the league in HBP (91). Cincinnati's ability to get on base and take extra bases led to an average of 7.4 runs per game, which ranked fourth in the league.

His work with outfielder Josh Hegemann led to an honorable mention all-conference accolade for the senior, one of seven Bearcats to earn All-Big 12 honors in 2024.

UC collected 109 stolen bases in 2024, the most in a single season since swiping a school-record 133 in 2008.

Wiske was hired as an assistant coach on July 11, 2023, resuming his longtime affiliation with head coach Jordan Bischel when the latter was named to lead the Cincinnati baseball program.

Wiske came to Cincinnati from Central Michigan, where he served as a volunteer assistant coach from 2019 to 2023. He combined with Bischel to lead the Chippewas to four Mid-American Conference (MAC) championships -- two regular season and two tournament -- and three NCAA Tournament berths.

With Wiske on the coaching staff, the Chippewas compiled an 102-32 MAC record and posted three consecutive 40-win full seasons for the first time since 1986-88. They won a combined 132 games in 2019, '21 and '22, marking the winningest three-year stretch in program history.

Wiske came to CMU after a highly successful two-decade run as the head coach at NCAA Division III St. Norbert College in De Pere, Wis. He amassed a 444-287-1 career mark from 1999 to 2018 and is the Midwest Conference's all-time leader in both conference and overall wins. In January 2025, he was inducted into the St. Norbert College Athletics Hall of Fame.

Wiske was named the Midwest Conference North Division Coach of the Year nine times in his 20 years at St. Norbert and led the Green Knights to four conference championships and five NCAA Tournament berths. His 2017 team won 30 games, the most victories in a season by any men's athletics team in St. Norbert history.

Bischel, a pitcher, played for Wiske at St. Norbert from 2000 to 2003 and served as an assistant under his mentor from 2007-09.

## SUPPORT STAFF

**KYLE SCHROEDER**

DIRECTOR OF PROGRAM DEVELOPMENT

Kyle Schroeder is in his second season as the director of program development for Cincinnati Baseball. He joined the Bearcats prior to the 2024 season after a four-year stint as an assistant coach at Central Michigan.

Schroeder is considered one of the top catching instructors in college baseball, having worked with college catchers for over 16 years. In just the last five seasons he has mentored four catchers who are now playing professional baseball, including former Bearcat and 2024 MLB Draft selection Josh Kross.

During his first season with the Bearcats in 2024, the team posted a 32-25 overall record and a 17-13 mark in conference play, the program's first 30-win season since 2019. UC finished the regular season in fifth place in the Big 12 after being picked to finish in last in the preseason coaches poll.

The Bearcats claimed six series wins in conference play including series vs. TCU, West Virginia, and UCF, and also posted an 18-8 record at home.

Schroeder played a major role in helping lead CMU to four Mid-American Conference championships -- two regular season and two tournament -- and three NCAA Tournament berths.

He previously served under Bischel for four years at Northwood University, where they combined to lead the program to unprecedented success, capped by back-to-back Great Lakes Intercollegiate Athletic Conference regular season and tournament championships in 2017 and 2018.

Prior to his four years at Northwood, Schroeder served as an assistant under Bischel at Midland University in 2013-14. Together, they led Midland to a league championship and an appearance in the NAIA National Tournament.

Schroeder began his coaching career as an assistant in 2008 at Luther College, worked as a graduate assistant at Northwest Missouri State and served as an assistant with the Green Bay Bullfrogs of the Northwoods League.

As a player at Luther from 2004 to 2007, Schroeder led the Norse to Iowa Intercollegiate Athletic Conference regular season and tournament championships during his senior year. He was named the 2007 IIAAC Most Valuable Player and remains the program leader in several offensive categories, including career home runs (30) and career RBI (172).

Schroeder earned a bachelor's degree from Luther and a master's from Northwest Missouri State.

**CHRIS KREPLINE**

DIRECTOR OF PITCHING DEVELOPMENT

Chris Krepline joined the Cincinnati Baseball coaching staff as the director of pitching development in September 2024.

Krepline comes to Cincinnati following a successful stint as the head coach at Lawrence University. From 2019-24, he earned two Midwest Conference Coach of the Year awards and held Lawrence to two conference titles (2022 and 2024).

This past season, Krepline's squad posted a 31-11 record, the most wins in a season in school history, and four of his student-athletes earned All-America recognitions. Outfielder Jacob Charon was named the league's player of the year and pitcher Quinn Berglin was named the pitcher of the year.

His 2022 team also won the Midwest Conference and took the conference tournament crown as well, earning the school's first trip to the NCAA Division III Tournament since 1979. He earned D3Baseball and ABCA Region 9 Coach of the Year accolades that season.

Overall, Krepline coached 21 all-conference players and had 12 all-region selections during his time at Lawrence.

Krepline, who also had a stint as an assistant coach at Lawrence in 2013 and 2014, was an assistant coach at St. Norbert college from 2015-18. During that time, he coached six All-Midwest Conference and four All-Central Region pitchers. St. Norbert also won three Midwest Conference North Division titles, a Midwest Conference championship and played in the NCAA Division III Regional Tournament.

His previous experience also includes coaching the Green Bay Rockets of the Northwoods League and a stint at Reedsville High School from 2011-13.

Krepline is a 2009 graduate of Carthage College, where he earned his bachelor's degree in exercise and sport science. He received a master's degree in applied exercise science from Concordia University in 2015.

He was a pitcher at Carthage, helping lead his team to the finals of the NCAA Division III Baseball Championship in 2007. A two-sport star, Krepline was also a wide receiver on the football team and won a CCIW Championship in 2004.

Krepline played professional baseball for two years with stints on the Lake County Fielders, Macon Pinetoppers, Saskatchewan Silver Sox and Rockford River Hawks.

Krepline and his wife, Bri, have two sons, Boe and Crewe, and a daughter, Sadie.

**TYLER DELLERMAN**

DIRECTOR OF OFFENSIVE SKILL DEVELOPMENT

Tyler Dellerman is in his second season with the Bearcats in 2025. He serves as the program's offensive skills coordinator.

His duties include assisting with baserunning and hitting scouting reports and working with infielders and catchers.

During his first season with the Bearcats in 2024, the team posted a 32-25 overall record and a 17-13 mark in conference play, the program's first 30-win season since 2019. UC finished the regular season in fifth place in the Big 12 after being picked to finish in last in the preseason coaches poll.

The Bearcats claimed six series wins in conference play including series vs. TCU, West Virginia, and UCF, and also posted an 18-8 record at home.

Prior to his arrival at UC, Dellerman starred at the University of Charleston for three seasons. In 153 games he hit .371 and tallied 38 home runs, 167 RBI, 49 doubles, and 157 runs scored while slugging .704. He was named Mountain East Conference Player of the Year in 2023 and was a NCBWA Division II All-American. He also holds the program's single-season RBI record (67), which he set in 2022.

Dellerman played at Urbana University in 2019-20, earning MEC Freshman of the Year honors in 2019. In 57 games spread across two seasons he hit .315 with 10 home runs and 50 RBI.

Dellerman is from Maineville, Ohio and attended St. Xavier High School.



## #2 KERRINGTON CROSS

R/R • 6-1 • 215

POSITION: **INF**CLASS: **RS-SENIOR**HOMETOWN: **BROWNSBURG, IND.**HIGH SCHOOL: **BROWNSBURG**

## SEASON HIGHS

3, last vs. UCF (3/28/25)  
 1, last vs. UCF (3/29/25)  
 1 vs. Canisius (3/7/25)  
 1, last vs. UCF (3/28/25)  
 7 vs. Louisville (3/25/25)  
 4 at Duke (2/16/25)  
 3, last vs. Louisville (3/25/25)  
 2, last vs. UCF (3/29/25)  
 3 vs. UCF (3/30/25)  
 6 at Duke (2/15/25)  
 2, last vs. Canisius (3/8/25)

**H**  
**2B**  
**3B**  
**HR**  
**TB**  
**RBI**  
**R**  
**BB**  
**HBP**  
**AB**  
**SB**

## CAREER HIGHS

4 at BYU (5/11/24)  
 2, last vs. Xavier (4/17/24)  
 2 vs. St. Joseph's (3/19/22)  
 2, last vs. Oklahoma (5/16/24)  
 8, last vs. UCF (5/13/23)  
 5 vs. Indiana (4/19/23)  
 4, last vs. Akron (3/6/24)  
 3, last vs. Northern Illinois (3/2/24)  
 3 vs. UCF (3/30/25)  
 6, last at Duke (2/15/25)  
 2, last vs. Canisius (3/8/25)

YEAR	AVG	GP-GS	AB	R	H	2B	3B	HR	RBI	TB	SLG%	OB%	BB	HBP	SB
2022	.291	52-50	196	44	57	9	5	9	30	103	.526	.386	28	3	17
2023	.262	54-48	191	49	50	10	1	9	37	89	.466	.367	30	3	14
2024	.321	57-57	221	63	71	10	2	11	53	118	.534	.451	46	8	16
2025	.448	24-23	87	29	39	5	1	5	16	61	.701	.566	19	6	6
Career	.312	187-178	695	185	217	34	9	34	136	371	.534	.427	123	20	53



## #3 CHRISTIAN MITCHELLE

R/R • 6-0 • 200

POSITION: **INF/RHP**CLASS: **JUNIOR**HOMETOWN: **ROMEOVILLE, ILL.**HIGH SCHOOL: **PLAINFIELD EAST**PREVIOUS: **CENTRAL MICHIGAN**

## SEASON HIGHS

3 at UNLV (2/23/25)  
 1, last at Arizona (3/15/25)  
 -  
 1 vs. Miami (Ohio) (3/11/25)  
 5 vs. Miami (Ohio) (3/11/25)  
 3, last vs. UCF (3/30/25)  
 3, last vs. UCF (3/30/25)  
 2 vs. Louisville (3/25/25)  
 1 at Duke (2/16/25)  
 5, last vs. UCF (3/29/25)  
 1, last vs. UCF (3/29/25)  
 1.0, last vs. Canisius (3/7/25)  
 1 at UNLV (2/22/25)  
 1 at Duke (2/14/25)  
 6 vs. Canisius (3/7/25)

**H**  
**2B**  
**3B**  
**HR**  
**TB**  
**RBI**  
**R**  
**BB**  
**HBP**  
**AB**  
**SB**  
**IP**  
**BB**  
**K**  
**BF**

## CAREER HIGHS

4, last vs. South Dakota State (5/19/22)  
 2, last vs. Tulane (4/22/23)  
 1, last vs. Central Arkansas (3/15/22)  
 1, last vs. Miami (Ohio) (3/11/25)  
 7 at Omaha (5/15/21)  
 5 vs. Butler (3/25/23)  
 3, last vs. UCF (3/30/25)  
 3 at Memphis (4/8/23)  
 2, last vs. Little Rock (3/16/22)  
 6, last at Kansas State (3/10/24)  
 2 at Memphis (4/8/23)  
 3.2 vs. Miami (Ohio) (4/30/23)  
 3 at Oklahoma State (4/12/24)  
 4 vs. TCU (4/6/24)  
 14, last at Oklahoma State (4/12/24)

YEAR	AVG	GP-GS	AB	R	H	2B	3B	HR	RBI	TB	SLG%	OB%	BB	HBP	SB
2023 (CMU)	.307	56-53	189	53	58	13	0	3	29	80	.423	.418	28	11	23
2024	.319	50-42	163	34	52	4	0	4	22	68	.417	.371	10	4	9
2025	.271	26-22	96	13	26	5	0	1	13	34	.354	.352	11	1	5
Career	.304	132-117	448	100	136	22	0	8	64	182	.406	.388	49	16	37

YEAR	ERA	W-L	SV	APP	GS	IP	H	R	ER	BB	SO	WP	HB
2023 (CMU)	3.18	1-0	1	11	0	17.0	16	6	6	2	10	0	0
2024	4.12	0-3	6	22	0	39.1	43	20	18	10	27	1	2
2025	8.10	0-1	1	4	0	3.1	6	3	3	1	1	0	0
Career	4.07	1-4	8	37	0	59.2	65	29	27	13	38	1	2



## #4 DONOVAN FORD

R/R • 5-8 • 160

POSITION: **OF**CLASS: **SENIOR**HOMETOWN: **GREENVILLE, S.C.**HIGH SCHOOL: **GREENVILLE**PREVIOUS: **NEWBERRY**

## SEASON HIGHS

3 at Duke (2/15/25)  
 1, last vs. Canisius (3/7/25)  
 1 at Duke (2/15/25)  
 1, last vs. UCF (3/28/25)  
 5 at Duke (2/15/25)  
 3 at Duke (2/16/25)  
 2, last vs. UCF (3/29/25)  
 2, last vs. UCF (3/29/25)  
 2, last vs. BYU (3/21/25)  
 5, last at UC San Diego (2/28/25)  
 1, last vs. UCF (3/29/25)

**H**  
**2B**  
**3B**  
**HR**  
**TB**  
**RBI**  
**R**  
**BB**  
**HBP**  
**AB**  
**SB**

## CAREER HIGHS

4, last vs. Lenoir-Rhyne (4/6/24)  
 2, last at UVA-Wise (3/19/23)  
 2 vs. Wingate (2/17/22)  
 1, last vs. UCF (3/28/25)  
 9, last at UVA-Wise (3/19/23)  
 5 at UVA-Wise (3/19/23)  
 4, last at UVA-Wise (3/19/23)  
 3 vs. Lincoln Memorial (5/8/23)  
 3 at Francis Marion (2/2/24)  
 7 at Anderson (3/28/23)  
 4 vs. Findlay (3/2/24)

YEAR	AVG	GP-GS	AB	R	H	2B	3B	HR	RBI	TB	SLG%	OB%	BB	HBP	SB
2022 (Newberry)	.292	32-21	72	21	21	4	1	0	11	27	.375	.441	13	7	9
2023 (Newberry)	.405	58-58	242	86	98	14	6	4	40	136	.562	.490	29	14	45
2024 (Newberry)	.421	53-53	214	73	90	14	7	1	32	121	.565	.506	18	22	35
2025	.250	24-24	80	15	20	2	1	2	11	30	.375	.410	12	11	5
Career	.377	167-156	608	195	229	34	15	7	94	314	.516	.478	72	54	94



## #5 DAWSON HOKUF

L/R • 6-4 • 218

POSITION: **1B/C**CLASS: **RS-SENIOR**HOMETOWN: **EDMOND, OKLA.**HIGH SCHOOL: **SOUTH TORRANCE**PREVIOUS: **LA HARBOR CC/LINDENWOOD**

## SEASON HIGHS

3 vs. Canisius (3/8/25)  
 1 vs. Canisius (3/7/25)  
 -  
 3, last vs. Canisius (3/8/25)  
 3 at Duke (2/16/25)  
 3 at Duke (2/16/25)  
 2, last vs. Miami (Ohio) (3/11/25)  
 1, last vs. BYU (3/21/25)  
 5, last at Duke (2/16/25)  
 1 at Duke (2/15/25)

**H**  
**2B**  
**3B**  
**HR**  
**TB**  
**RBI**  
**R**  
**BB**  
**HBP**  
**AB**  
**SB**

## CAREER HIGHS

4 at Morehead State (4/19/24)  
 2 at Tennessee Tech (4/7/23)  
 1 at Texas A&M-Corpus Christi (3/4/23)  
 1, last at Morehead State (4/21/24)  
 8 at Morehead State (4/19/24)  
 4 vs. SIUE (5/19/23)  
 3, last at Duke (2/16/25)  
 4 vs. Eastern Illinois (5/16/24)  
 3 at Francis Marion (2/2/24)  
 6, last at Morehead State (4/21/24)  
 1 at Duke (2/15/25)

YEAR	AVG	GP-GS	AB	R	H	2B	3B	HR	RBI	TB	SLG%	OB%	BB	HBP	SB
2023 (Lindenwood)	.274	50-46	175	26	48	9	1	5	26	74	.423	.348	13	8	0
2024 (Lindenwood)	.344	52-50	180	25	62	16	0	6	33	96	.533	.448	21	16	0
2025	.240	17-13	50	8	12	2	0	0	5	14	.280	.400	11	3	1
Career	.301	119-109	405	59	122	27	1	11	64	184	.454	.401	45	27	1



## #6 LUKE SEFTIK

L/R • 6-4 • 218

POSITION: **INF**CLASS: **RS-JUNIOR**HOMETOWN: **PALOS HEIGHTS, ILL.**HIGH SCHOOL: **MARIST**PREVIOUS: **CENTRAL MICHIGAN**

## SEASON HIGHS

1, last vs. Canisius (3/9/25)  
 1 at UNLV (2/21/25)  
 -  
 2 at UNLV (2/21/25)  
 1, last vs. Canisius (3/7/25)  
 1, last at UNLV (2/21/25)  
 2, last at Duke (2/16/25)  
 1 at Duke (2/16/25)  
 5 at UNLV (2/22/25)  
 1 at UNLV (2/22/25)

**H**  
**2B**  
**3B**  
**HR**  
**TB**  
**RBI**  
**R**  
**BB**  
**HBP**  
**AB**  
**SB**

## CAREER HIGHS

5 at Northern Illinois (4/8/23)  
 2 vs. Northern Illinois (3/2/24)  
 1 vs. Eastern Michigan (5/7/23)  
 1, last vs. Eastern Michigan (5/7/23)  
 8 at Eastern Michigan (5/7/23)  
 4, last vs. Eastern Michigan (5/6/23)  
 3, last vs. Ball State (4/15/23)  
 3 at Ohio State (4/30/24)  
 1, last at Duke (2/16/25)  
 6, last vs. Miami (3/20/24)  
 3, last vs. Northern Illinois (3/3/24)

YEAR	AVG	GP-GS	AB	R	H	2B	3B	HR	RBI	TB	SLG%	OB%	BB	HBP	SB
2023 (CMU)	.315	41-39	146	29	46	6	1	3	32	63	.432	.408	20	5	13
2024	.297	37-27	101	19	30	5	0	0	17	34	.347	.408	19	2	7
2025	.167	10-7	30	3	5	1	0	0	3	6	.200	.306	5	1	1
Career	.292	88-73	275	51	81	12	1	3	52	104	.375	.397	44	8	21



## #7 JACK NATILI

R/R • 6-3 • 198

POSITION: **C**CLASS: **SOPHOMORE**HOMETOWN: **VENETIA, PA.**HIGH SCHOOL: **PETERS TOWNSHIP**PREVIOUS: **RUTGERS**

## SEASON HIGHS


4 vs. Canisius (3/9/25)  
 2 at UC San Diego (2/28/25)  
 -  
 1, last vs. UCF (3/28/25)  
 5, last vs. Canisius (3/9/25)  
 3 vs. Canisius (3/9/25)  
 3 at Duke (2/16/25)  
 2 at UNLV (2/23/25)  
 1, last vs. UCF (3/30/25)  
 5, last vs. UCF (3/29/25)  
 1 vs. Canisius (3/9/25)

**H**  
**2B**  
**3B**  
**HR**  
**TB**  
**RBI**  
**R**  
**BB**  
**HBP**  
**AB**  
**SB**

## CAREER HIGHS

4 vs. Canisius (3/9/25)  
 2 at UC San Diego (2/28/25)  
 1 at Delaware (3/15/24)  
 1, last at UC San Diego (2/27/25)  
 6 vs. UConn (3/23/24)  
 3, last vs. Canisius (3/9/25)  
 3, last at Duke (2/16/25)  
 2, last at UNLV (2/23/25)  
 2, last at Penn State (5/10/24)  
 6 at Old Dominion (2/23/24)  
 1, last vs. Canisius (3/9/25)

YEAR	AVG	GP-GS	AB	R	H	2B	3B	HR	RBI	TB	SLG%	OB%	BB	HBP	SB
2024 (Rutgers)	.230	47-44	139	32	32	2	1	5	18	51	.367	.386	12	24	2
2025	.333	26-23	96	17	32	6	0	2	21	44	.458	.454	15	7	1
Career	.272	73-67	235	49	64	8	1	7	39	95	.404	.414	27	31	3



## #8 LAUDEN BROOKS

R/R • 5-10 • 190

POSITION: **INF**CLASS: **SENIOR**HOMETOWN: **CINCINNATI, OHIO**HIGH SCHOOL: **McNICHOLAS**PREVIOUS SCHOOL: **TEXAS TECH**

## SEASON HIGHS

2 vs. Miami (Ohio) (3/11/25)  
 1, last vs. UCF (3/30/25)  
 -  
 -  
 2, last vs. UCF (3/30/25)  
 3 vs. Miami (Ohio) (3/11/25)  
 2 vs. Miami (Ohio) (3/11/25)  
 1, last vs. UCF (3/29/25)  
 1, last vs. Louisville (3/25/25)  
 5, last vs. UCF (3/29/25)  
 1, last vs. Miami (Ohio) (3/11/25)

**H**  
**2B**  
**3B**  
**HR**  
**TB**  
**RBI**  
**R**  
**BB**  
**HBP**  
**AB**  
**SB**

## CAREER HIGHS

3, last at Saint Louis (3/23/24)  
 2, last vs. Miami (Ohio) (3/11/25)  
 1, last vs. Western Illinois (3/12/24)  
 2 at BYU (5/11/24)  
 8 at BYU (5/11/24)  
 6 at BYU (5/11/24)  
 4 at Saint Louis (3/23/24)  
 2, last at BYU (5/9/24)  
 1, last vs. Louisville (3/25/25)  
 6 at Miami (3/20/24)  
 3, last vs. Western Illinois (3/12/24)

YEAR	AVG	GP-GS	AB	R	H	2B	3B	HR	RBI	TB	SLG%	OB%	BB	HBP	SB
2022 (TTECH)	.188	12-0	16	5	3	0	0	0	1	3	.188	.263	2	0	1
2023	.231	40-38	121	25	28	3	1	2	19	39	.322	.361	21	4	14
2024	.301	51-49	193	44	58	10	3	2	34	80	.415	.391	24	6	13
2025	.204	17-14	54	8	11	3	0	0	8	14	.259	.271	3	2	2
Career	.260	120-100	384	82	100	16	4	4	62	136	.354	.360	50	12	30



## #11 NATHAN TAYLOR

L/R • 6-4 • 220

POSITION: RHP

CLASS: SOPHOMORE

HOMETOWN: AMELIA, OHIO

HIGH SCHOOL: WEST CLERMONT

## SEASON HIGHS

7.0, last vs. Canisius (3/8/25)  
 5 at Duke (2/15/25)  
 11 at UNLV (2/22/25)  
 29 vs. UCF (3/28/25)

IP  
 BB  
 K  
 BF

## CAREER HIGHS

7.0, last vs. Canisius (3/8/25)  
 5, last at Duke (2/15/25)  
 11 at UNLV (2/22/25)  
 29, last vs. UCF (3/28/25)

YEAR	ERA	W-L	SV	APP	GS	IP	H	R	ER	BB	SO	WP	HB
2024	5.45	8-2	0	18	16	72.2	75	48	44	33	70	5	7
2025	2.70	4-0	0	6	6	36.2	31	11	11	15	46	3	1
Career	4.53	12-2	0	24	22	109.1	106	59	55	48	116	8	8



## #13 BRANDON SCHEURER

L/R • 6-1 • 197

POSITION: RHP/UTIL

CLASS: REDSHIRT SENIOR

HOMETOWN: PORTLAND, MICH.

HIGH SCHOOL: ST. PATRICK

PREVIOUS: SAGINAW VALLEY STATE

## SEASON HIGHS

-  
 -  
 -  
 -  
 -  
 -  
 -  
 -  
 4 at UNLV (2/24/25)  
 -

2.2, last at Arizona (3/14/25)  
 1, last vs. BYU (3/21/25)  
 5 vs. Miami (Ohio) (3/11/25)  
 11 at UNLV (2/23/25)

H  
 2B  
 3B  
 HR  
 TB  
 RBI  
 R  
 BB  
 HBP  
 AB  
 SB

## CAREER HIGHS


3, last vs. Wisconsin-Parkside (5/4/24)  
 2 vs. Grand Valley State (4/27/24)  
 3 at Davenport (3/29/24)  
 1 vs. Hillsdale (3/13/24)  
 9 at Davenport (3/29/24)  
 5 at Wisconsin-Parkside (4/11/21)  
 4, last vs. Purdue Northwest (3/30/24)  
 4 at Wisconsin Parkside (4/11/21)  
 2, last vs. Findlay (2/18/24)  
 6, last vs. Wayne State (5/10/24)  
 2, last vs. Wisconsin-Parkside (5/4/24)

IP  
 BB  
 K  
 BF

3.0, last vs. Wayne State (4/9/24)  
 2, last vs. Wayne State (5/10/24)  
 5, last vs. Miami (Ohio) (3/11/25)  
 15 vs. Wayne State (4/9/24)

YEAR	AVG	GP-GS	AB	R	H	2B	3B	HR	RBI	TB	SLG%	OB%	BB	HBP	SB
2020 (SVSU)	.205	12-12	44	10	9	2	0	0	7	11	.250	.327	5	4	1
2021 (SVSU)	.307	32-32	114	23	35	4	1	0	18	41	.360	.423	20	3	5
2022 (SVSU)	.286	4-2	7	2	2	0	0	0	1	2	.286	.500	2	1	0
2023 (SVSU)	.299	51-44	154	28	46	3	2	0	18	53	.344	.404	22	6	2
2024 (SVSU)	.366	59-58	213	84	78	10	8	1	31	107	.502	.509	51	14	13
2025	.000	13-1	4	0	0	0	0	0	0	0	.000	.000	0	0	0
Career	.317	171-149	536	147	170	19	11	1	75	214	.399	.445	100	28	21

YEAR	ERA	W-L	SV	APP	GS	IP	H	R	ER	BB	SO	WP	HB
2022 (SVSU)	0.00	0-0	0	1	0	1.0	0	0	0	0	3	0	0
2023 (SVSU)	8.00	0-2	0	7	0	9.0	15	8	8	4	10	0	1
2024 (SVSU)	4.50	3-0	3	14	0	20.0	20	10	10	7	31	1	0
2025	4.20	0-0	3	12	2	15.0	12	8	7	2	13	1	0
Career	5.00	3-2	6	34	2	45.0	47	26	25	13	57	2	1



## #14 LANDYN VIDOUREK

L/R • 6-2 • 188

POSITION: OF

CLASS: JUNIOR

HOMETOWN: HAMILTON, OHIO

HIGH SCHOOL: BADIN

## SEASON HIGHS

3, last vs. UCF (3/29/25)  
 1, last vs. Louisville (3/25/25)  
 -  
 1, last vs. Miami (Ohio) (3/11/25)  
 6, last vs. Canisius (3/9/25)  
 3, last vs. UCF (3/29/25)  
 4 vs. Canisius (3/9/25)  
 3 at UC San Diego (2/27/25)  
 1, last vs. UCF (3/30/25)  
 5, last vs. UCF (3/28/25)  
 3 at Duke (2/16/25)

H  
 2B  
 3B  
 HR  
 TB  
 RBI  
 R  
 BB  
 HBP  
 AB  
 SB

## CAREER HIGHS

3, last vs. UCF (3/29/25)  
 2 vs. Kansas (3/15/24)  
 1, last at BYU (5/9/24)  
 2 vs. Northern Kentucky (2/20/24)  
 9 vs. Northern Kentucky (2/20/24)  
 5 vs. North Alabama (3/4/23)  
 4 vs. Canisius (3/9/25)  
 3, last at UC San Diego (2/27/23)  
 1, last vs. UCF (3/30/25)  
 5, last vs. UCF (3/28/25)  
 3 at Duke (2/16/25)

YEAR	AVG	GP-GS	AB	R	H	2B	3B	HR	RBI	TB	SLG%	OB%	BB	HBP	SB
2023	.248	42-37	133	25	33	2	1	4	20	49	.368	.359	22	1	8
2024	.247	53-43	146	34	36	10	1	6	31	66	.452	.418	39	6	18
2025	.337	26-25	89	28	30	7	0	6	26	55	.618	.465	21	2	19
Career	.269	121-105	368	87	99	19	2	16	77	170	.462	.409	82	9	45



## #15 KORY KLINGENBECK

S/R • 5-10 • 205

POSITION: **C**CLASS: **RS-SENIOR**HOMETOWN: **CINCINNATI, OHIO**HIGH SCHOOL: **ELDER**

## SEASON HIGHS

2 at UNLV (2/21/25)  
 1 at Duke (2/16/25)  
 1 at Duke (2/15/25)  
 1, last at UC San Diego (2/28/25)  
 5 at UNLV (2/21/25)  
 2 at UNLV (2/21/25)  
 2 at Duke (2/16/25)  
 2 at Arizona (3/25/25)  
 1, last vs. Canisius (3/9/25)  
 5, last at UNLV (2/24/25)  
 1, last vs. Canisius (3/7/25)

**H**  
**2B**  
**3B**  
**HR**  
**TB**  
**RBI**  
**R**  
**BB**  
**HBP**  
**AB**  
**SB**

## CAREER HIGHS

2 at UNLV (2/21/25)  
 1, last at Duke (2/16/25)  
 1 at Duke (2/15/25)  
 1, last at UC San Diego (2/28/25)  
 5 at UNLV (2/21/25)  
 4 at Xavier (3/22/23)  
 2, last at Duke (2/16/25)  
 2 at Arizona (3/15/25)  
 2 vs. Northern Illinois (3/2/24)  
 5, last at UNLV (2/24/23)  
 1, last vs. Canisius (3/7/25)

YEAR	AVG	GP-GS	AB	R	H	2B	3B	HR	RBI	TB	SLG%	OB%	BB	HBP	SB
2023	.114	17-14	44	6	5	3	0	1	7	11	.250	.264	7	2	0
2024	.067	12-3	15	0	1	0	0	0	0	1	.067	.263	1	3	0
2025	.225	16-11	40	7	9	1	1	3	7	21	.525	.367	6	3	2
Career	.152	45-28	99	13	15	4	1	4	14	33	.333	.306	14	8	2



## #19 CHARLIE NIEHAUS

R/R • 5-10 • 178

POSITION: **INF**CLASS: **RS-FRESHMAN**HOMETOWN: **WEST CHESTER, OHIO**HIGH SCHOOL: **ARCHBISHOP MOELLER**

## SEASON HIGHS

3, last vs. Canisius (3/8/25)  
 2 vs. Toledo (3/4/25)  
 1, last vs. Louisville (3/25/25)  
 1 vs. Miami (Ohio) (3/11/25)  
 6 vs. Canisius (3/8/25)  
 4 vs. Miami (Ohio) (3/11/25)  
 4 vs. Canisius (3/7/25)  
 2 vs. Canisius (3/7/25)  
 1 at Duke (2/16/25)  
 5, last vs. Louisville (3/25/25)  
 2 vs. Canisius (3/7/25)

**H**  
**2B**  
**3B**  
**HR**  
**TB**  
**RBI**  
**R**  
**BB**  
**HBP**  
**AB**  
**SB**

## CAREER HIGHS

3, last vs. Canisius (3/8/25)  
 2 vs. Toledo (3/4/25)  
 1, last vs. Louisville (3/25/25)  
 1 vs. Miami (Ohio) (3/11/25)  
 6 vs. Canisius (3/8/25)  
 4 vs. Miami (Ohio) (3/11/25)  
 4 vs. Canisius (3/7/25)  
 2 vs. Canisius (3/7/25)  
 1 at Duke (2/16/25)  
 5, last vs. Louisville (3/25/25)  
 2 vs. Canisius (3/7/25)

YEAR	AVG	GP-GS	AB	R	H	2B	3B	HR	RBI	TB	SLG%	OB%	BB	HBP	SB
2025	.310	27-25	84	16	26	5	3	1	15	40	.476	.396	13	1	10
Career	.310	27-25	84	16	26	5	3	1	15	40	.476	.396	13	1	10



## #21 CAL SEFTIK

R/R • 6-0 • 220

POSITION: **UTL**CLASS: **SOPHOMORE**HOMETOWN: **PALOS HEIGHTS, ILL.**HIGH SCHOOL: **MARIST**PREVIOUS SCHOOL: **INDIANA**

## SEASON HIGHS

4 vs. UCF (3/30/25)  
 1 at UNLV (2/24/25)  
 1 vs. Miami (Ohio) (3/11/25)  
 1, last vs. Canisius (3/9/25)  
 6 vs. Canisius (3/9/25)  
 4 vs. Canisius (3/9/25)  
 2, last vs. Canisius (3/9/25)  
 3 vs. Louisville (3/25/25)  
 1 at UNLV (2/24/25)  
 5, last at Arizona (3/15/25)  
 1, last vs. BYU (3/21/25)

**H**  
**2B**  
**3B**  
**HR**  
**TB**  
**RBI**  
**R**  
**BB**  
**HBP**  
**AB**  
**SB**

## CAREER HIGHS

4 vs. UCF (3/30/25)  
 1 at UNLV (2/24/25)  
 1 vs. Miami (Ohio) (3/11/25)  
 1, last vs. Canisius (3/9/25)  
 6 vs. Canisius (3/9/25)  
 4 vs. Canisius (3/9/25)  
 3 vs. Rutgers (4/28/24)  
 3 vs. Louisville (3/25/25)  
 1 at UNLV (2/24/25)  
 5, last at Arizona (3/15/24)  
 1, last vs. Canisius (3/9/25)

YEAR	AVG	GP-GS	AB	R	H	2B	3B	HR	RBI	TB	SLG%	OB%	BB	HBP	SB
2024 (Indiana)	.167	26-9	48	6	8	0	0	2	10	14	.292	.232	5	0	1
2025	.333	24-22	81	14	27	1	1	4	19	42	.519	.451	18	1	3
Career	.271	50-31	129	20	35	1	1	6	29	56	.434	.373	23	1	4



## #26 CHASE HORST

L/L • 5-10 • 185

POSITION: **LHP**CLASS: **JUNIOR**HOMETOWN: **LITITZ, PA.**HIGH SCHOOL: **P27 ACADEMY**

## SEASON HIGHS

1.0, last at Arizona (3/14/25)  
 1 at UC San Diego (3/1/25)  
 1 at Arizona (3/14/25)  
 3, last at Arizona (3/14/25)

**IP**  
**BB**  
**K**  
**BF**

## CAREER HIGHS

5.2 at Wofford (3/11/23)  
 4 vs. Princeton (3/17/23)  
 7 vs. Butler (3/26/23)  
 26 at Wofford (3/11/23)

YEAR	ERA	W-L	SV	APP	GS	IP	H	R	ER	BB	SO	WP	HB
2023	4.99	3-4	0	18	8	48.2	55	34	27	23	47	3	15
2024	9.82	3-0	0	14	3	18.1	25	21	20	15	13	2	7
2025	0.00	1-0	0	5	0	3.1	0	0	0	1	1	1	1
Career	6.01	7-4	0	37	11	70.1	80	55	47	39	61	6	23

**#29 CARSON MARSH**

R/R • 5-10 • 178

POSITION: **RHP**CLASS: **SOPHOMORE**HOMETOWN: **WEST CHESTER, OHIO**HIGH SCHOOL: **ARCHBISHOP MOELLER****SEASON HIGHS**

1.2, last vs. UCF (3/29/25)  
 3 at Arizona (3/16/25)  
 2, last vs. Louisville (3/25/25)  
 7, last vs. UCF (3/29/25)

IP  
 BB  
 K  
 BF

**CAREER HIGHS**

4.0 vs. Xavier (4/9/24)  
 3, last at Arizona (3/16/24)  
 6, last vs. Xavier (4/9/24)  
 14, last at Baylor (3/29/24)

YEAR	ERA	W-L	SV	APP	GS	IP	H	R	ER	BB	SO	WP	HB
2024	4.30	5-2	1	24	1	44.0	37	21	21	15	52	3	4
2025	5.68	2-1	1	10	0	12.2	9	8	8	10	14	2	1
Career	4.61	7-3	2	34	1	56.2	46	29	29	25	66	5	5

**#31 ADAM BUCZKOWSKI**

R/R • 6-2 • 205

POSITION: **RHP**CLASS: **FRESHMAN**HOMETOWN: **CARMEL, IND.**HIGH SCHOOL: **CARMEL****SEASON HIGHS**

3.2 vs. Canisius (3/7/25)  
 2, last at Arizona (3/15/25)  
 5 vs. Canisius (3/7/25)  
 17 vs. Canisius (3/7/25)

IP  
 BB  
 K  
 BF

**CAREER HIGHS**

3.2 vs. Canisius (3/7/25)  
 2, last at Arizona (3/15/25)  
 5 vs. Canisius (3/7/25)  
 17 vs. Canisius (3/7/25)

YEAR	ERA	W-L	SV	APP	GS	IP	H	R	ER	BB	SO	WP	HB
2025	5.68	1-0	0	8	0	12.2	13	9	8	8	17	0	5
Career	5.68	1-0	0	8	0	12.2	13	9	8	8	17	0	5

**#38 JOEL PINEIRO**

R/R • 6-1 • 202

POSITION: **RHP**CLASS: **RS-JUNIOR**HOMETOWN: **MIAMI, FLA.**HIGH SCHOOL: **WESTMINSTER CHRISTIAN**PREVIOUS SCHOOL: **FIU****SEASON HIGHS**

4.0, last vs. Canisius (3/9/25)  
 2 at Duke (2/14/25)  
 4 at UNLV (2/21/25)  
 17 at Duke (2/14/25)

IP  
 BB  
 K  
 BF

**CAREER HIGHS**

6.2 vs. Seton Hall (3/3/24)  
 4, last at Liberty (5/3/24)  
 8 at Jacksonville State (4/6/24)  
 24 at Seton Hall (3/3/24)

YEAR	ERA	W-L	SV	APP	GS	IP	H	R	ER	BB	SO	WP	HB
2023 (FIU)	4.91	0-2	0	4	4	7.1	8	5	4	2	9	3	3
2024 (FIU)	7.80	2-4	0	16	15	57.2	66	54	50	35	53	3	7
2025	4.30	2-2	0	9	3	23.0	22	12	11	8	18	6	4
Career	6.65	4-8	0	29	22	88.0	96	71	65	45	80	12	14

**#41 ADAM MRAKITSCH**

L/L • 6-0 • 168

POSITION: **LHP**CLASS: **SENIOR**HOMETOWN: **HOWELL, MICH.**HIGH SCHOOL: **HOWELL**PREVIOUS SCHOOL: **CENTRAL MICHIGAN****SEASON HIGHS**

5.2 vs. BYU (3/22/25)  
 4 at Arizona (3/14/25)  
 7 vs. Canisius (3/7/25)  
 23, last vs. UCF (3/30/25)

IP  
 BB  
 K  
 BF

**CAREER HIGHS**

9.0 vs. Ball State (4/14/23)  
 4, last at Arizona (3/14/25)  
 11, last at Eastern Michigan (3/28/24)  
 33 at Miami (Ohio) (3/15/24)

YEAR	ERA	W-L	SV	APP	GS	IP	H	R	ER	BB	SO	WP	HB
2022 (CMU)	2.37	7-1	1	17	5	49.1	48	15	13	18	42	3	3
2023 (CMU)	3.59	8-4	0	15	15	92.2	66	39	37	33	80	3	3
2024 (CMU)	4.44	2-5	0	9	9	46.2	45	28	23	22	66	2	2
2025	7.23	0-2	0	7	6	23.2	34	19	19	13	23	2	1
Career	3.90	17-12	1	48	35	212.1	193	101	92	86	211	10	14



#44 TOMMY O'CONNOR

L/L • 6-3 • 235

POSITION: **IB**

CLASS: **SENIOR**

HOMETOWN: **MARTINSVILLE, IND.**

HIGH SCHOOL: **MOORESVILLE**

SEASON HIGHS


2, last vs. BYU (3/21/25)  
1, last vs. UCF (3/29/25)  
1 at UNLV (2/23/25)  
1, last vs. BYU (3/21/25)  
6, last vs. BYU (3/21/25)  
3 vs. Canisius (3/7/25)  
2, last vs. UCF (3/29/25)  
2, last vs. UCF (3/30/25)  
1 at Duke (2/14/25)  
6, last vs. Louisville (3/25/25)  
1, last vs. UCF (3/28/25)

**H**  
**2B**  
**3B**  
**HR**  
**TB**  
**RBI**  
**R**  
**BB**  
**HBP**  
**AB**  
**SB**

CAREER HIGHS

4 vs. Northern Illinois (3/2/24)  
1, last vs. UCF (3/29/25)  
1, last at UNLV (2/23/25)  
2 at Baylor (3/28/24)  
8 at Baylor (3/28/24)  
5 vs. Tulane (4/23/23)  
3, last at Saint Louis (3/23/24)  
3, last vs. Houston (4/19/24)  
1, last at Duke (2/14/25)  
6, last vs. Louisville (3/25/25)  
2 at Saint Louis (3/23/24)

YEAR	AVG	GP-GS	AB	R	H	2B	3B	HR	RBI	TB	SLG%	OB%	BB	HBP	SB
2022	.000	4-0	0	0	0	0	0	0	0	0	.000	.000	0	0	0
2023	.303	33-26	76	17	23	2	2	8	19	53	.697	.454	20	1	4
2024	.276	55-52	196	46	54	8	2	12	43	102	.520	.412	42	5	7
2025	.232	25-25	99	18	23	9	1	4	14	46	.465	.331	15	1	5
Career	.270	117-103	371	81	100	19	5	24	76	201	.542	.400	77	7	16



#51 KELLEN O'CONNOR

L/L • 5-10 • 185

POSITION: **LHP**

CLASS: **RS-SENIOR**

HOMETOWN: **PORTLAND, ORE.**

HIGH SCHOOL: **BEAVERTON**

PREVIOUS SCHOOL: **CSU BAKERSFIELD**

SEASON HIGHS

5.1 vs. BYU (3/21/25)  
4 vs. Canisius (3/7/25)  
5, last vs. BYU (3/21/25)  
22 vs. BYU (3/21/25)

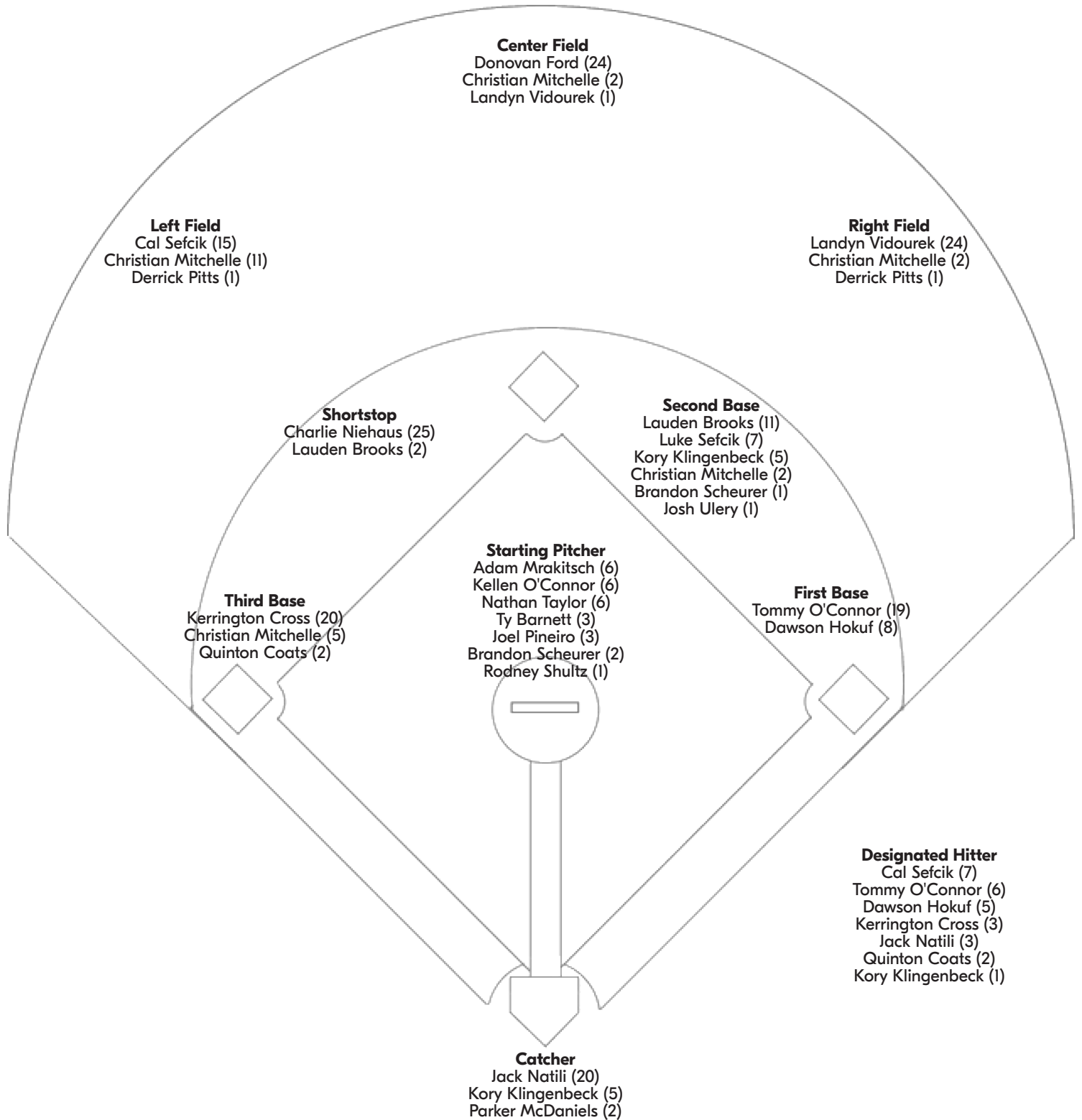
**IP**  
**BB**  
**K**  
**BF**

CAREER HIGHS

9.0 at UC Davis (5/25/24)  
4 vs. Canisius (3/7/25)  
10 vs. San Francisco (3/3/24)  
35 at UC Davis (5/25/24)

YEAR	ERA	W-L	SV	APP	GS	IP	H	R	ER	BB	SO	WP	HB
2020 (CSUB)	2.53	1-1	0	7	0	10.2	13	6	3	4	11	0	1
2021 (CSUB)	4.38	1-2	2	10	0	24.2	24	13	12	6	23	4	1
2022 (CSUB)	3.79	4-4	0	12	11	54.2	65	30	23	14	56	2	4
2024 (CSUB)						DNP (Injury)							
2024 (CSUB)	2.89	2-4	0	13	13	81.0	79	33	26	24	64	3	5
2025	5.16	0-0	0	6	6	22.2	21	15	13	9	20	1	2
Career	3.58	8-11	2	48	30	193.2	202	97	77	57	174	10	13

## STARTERS BY POSITION



## OVERALL STATISTICS



**2025 Cincinnati Baseball**  
**Overall Statistics for Cincinnati (as of Mar 31, 2025)**  
**(All games Sorted by Batting avg)**



Record: 16-11 Home: 11-2 Away: 5-9 BIG 12: 4-5

Player	avg	gp-gs	ab	r	h	2b	3b	hr	rbi	tb	slg%	bb	hp	so	gdp	ob%	sf	sh	sb-att	po	a	e	fld%
2 Cross, Kerrington	.448	24-23	87	29	39	5	1	5	16	61	.701	19	6	12	1	.566	1	0	6-8	11	32	2	.956
14 Vidourek, Landyn	.337	26-25	89	28	30	7	0	6	26	55	.618	21	2	26	0	.465	2	0	19-20	39	0	1	.975
7 Natili, Jack	.333	26-23	96	17	32	6	0	2	21	44	.458	15	7	28	4	.454	1	0	1-1	167	21	2	.989
21 Sefcik, Cal	.333	24-22	81	14	27	1	1	4	19	42	.519	18	1	17	2	.451	2	0	3-3	22	0	0	1.000
19 Niehaus, Charlie	.310	27-25	84	16	26	5	3	1	15	40	.476	13	1	24	0	.396	3	4	10-11	33	65	1	.990
3 Mitchell, Christian	.271	25-22	96	13	26	5	0	1	13	34	.354	11	1	23	0	.352	0	0	5-5	34	18	1	.981
4 Ford, Donovan	.250	24-24	80	15	20	2	1	2	11	30	.375	12	11	25	0	.410	2	1	5-9	57	3	0	1.000
5 Hokuf, Dawson	.240	17-13	50	8	12	2	0	0	5	14	.280	11	3	13	1	.400	1	0	1-1	69	3	1	.986
44 O'Connor, Tommy	.232	25-25	99	18	23	9	1	4	14	46	.465	15	1	36	0	.331	3	0	5-5	144	6	2	.987
8 Brooks, Lauden	.204	17-13	54	8	11	3	0	0	8	14	.259	3	2	10	1	.271	0	2	2-2	15	43	4	.935
-----																							
0 McDaniels, Parker	.333	7-2	3	0	1	0	0	0	0	1	.333	0	0	2	0	.333	0	0	0-0	12	0	0	1.000
15 Klingenberg, Kory	.225	16-11	40	7	9	1	1	3	7	21	.525	6	3	19	0	.367	0	0	2-2	57	17	1	.987
25 Coats, Quinton	.222	9-4	18	3	4	2	0	0	2	6	.333	3	0	7	0	.333	0	0	0-0	12	3	1	.938
6 Sefcik, Luke	.167	10-7	30	3	5	1	0	0	3	6	.200	5	1	8	0	.306	0	2	1-1	9	16	0	1.000
42 Pitts, Derrick	.077	14-2	13	2	1	0	0	0	1	1	.077	0	2	9	0	.200	0	0	0-0	10	0	0	1.000
20 Ulery, Josh	.000	11-1	5	1	0	0	0	0	0	0	.000	1	0	3	0	.167	0	0	0-0	2	5	0	1.000
13 Scheurer, Brandon	.000	1-1	4	0	0	0	0	0	0	0	.000	0	0	2	0	.000	0	0	0-0	0	3	0	1.000
9 Polad, Maxton	.000	1-0	1	0	0	0	0	0	0	0	.000	0	0	1	0	.000	0	0	0-0	0	0	0	.000
Totals	.286	27	930	182	266	49	8	28	161	415	.446	153	41	265	9	.404	15	9	60-68	704	264	23	.977
Opponents	.254	27	890	136	226	45	7	37	124	396	.445	90	24	236	17	.337	6	12	13-22	700	188	31	.966

LOB - Team (266), Opp (183). DPs turned - Team (22), Opp (11). CI - Team (1), Natili 1. IBB - Team (2), Cross 1, Natili 1.  
 Picked off - Ford 2, Cross 2, Mitchell 1, Vidourek 1, Sefcik, C 1.

**(All games Sorted by Earned run avg)**

Player	era	w-l	app	gs	cg	sho	sv	ip	h	r	er	bb	so	2b	3b	hr	b/avg	wp	hp	bk	sfa	sha
11 Taylor, Nathan	2.70	4-0	6	6	0	0/0	0	36.2	31	11	11	15	46	6	1	3	.233	3	1	0	0	1
-----																						
26 Horst, Chase	0.00	1-0	5	0	0	0/0	0	3.1	0	0	0	1	1	0	0	0	.000	1	1	0	0	0
16 Conte, Michael	2.08	0-0	9	0	0	0/0	0	8.2	6	2	2	1	11	1	0	1	.194	0	0	0	0	0
40 Johnson, Hudson	3.38	4-1	10	0	0	0/0	1	24.0	22	10	9	7	24	3	2	3	.237	3	0	1	1	0
13 Scheurer, Brandon	4.20	0-0	12	2	0	0/1	3	15.0	12	8	7	2	13	2	0	4	.226	1	0	0	0	1
38 Pineiro, Joel	4.30	2-2	9	3	0	0/1	0	23.0	22	12	11	8	18	4	0	2	.250	6	4	0	1	2
18 Bergmann, Max	4.85	1-1	9	0	0	0/1	0	13.0	11	7	7	6	13	2	0	1	.229	3	3	0	0	0
17 Shultz, Rodney	5.03	0-1	8	1	0	0/0	0	19.2	20	11	11	3	16	7	0	2	.267	0	3	0	2	2
51 O'Connor, Kellen	5.16	0-0	6	6	0	0/1	0	22.2	21	15	13	9	20	3	0	7	.247	1	2	0	0	3
29 Marsh, Carson	5.68	2-1	10	0	0	0/1	1	12.2	9	8	8	10	14	2	2	1	.200	2	1	0	0	0
31 Buczkowski, Adam	5.68	1-0	8	0	0	0/1	0	12.2	13	9	8	8	17	4	0	1	.260	0	5	0	0	0
35 Barnett, Ty	6.14	1-2	7	3	0	0/0	0	7.1	9	9	5	2	6	2	1	1	.290	0	0	0	0	1
41 Mrakitsch, Adam	7.23	0-2	7	6	0	0/1	0	23.2	34	19	19	13	23	4	0	6	.347	2	1	0	2	0
3 Mitchell, Christian	8.10	0-1	4	0	0	0/0	1	3.1	6	3	3	1	1	2	0	1	.400	0	0	0	0	0
23 Oliver, Brendin	12.00	0-0	5	0	0	0/0	1	9.0	10	12	12	4	13	3	1	4	.278	0	3	0	0	2
Totals	4.83	16-11	27	27	0	2/2	7	234.2	226	136	126	90	236	45	7	37	.254	22	24	1	6	12
Opponents	6.06	11-16	27	27	0	1/1	3	233.1	266	182	157	153	265	49	8	28	.286	27	41	1	15	9

PB - Team (2), Natili 1, Klingenberg 1, Opp (5). Pickoffs - Team (2), Taylor 1, Klingenberg 1, Opp (7). SBA/ATT - Natili (9-16), Klingenberg (4-5), O'Connor, K (2-5), Taylor (3-5), Mrakitsch (1-3), Conte (2-2), Bergmann (1-2), Shultz (2-2), Johnson (0-1), Marsh (1-1), Pineiro (1-1).

## FIELDING STATISTICS



**2025 Cincinnati Baseball**  
**Overall Statistics for Cincinnati (as of Mar 31, 2025)**  
**(All games Sorted by Fielding pct)**



Player	c	po	a	e	fld%	dp	sba	csb	sba%	pb	ci
4 Ford, Donovan	60	57	3	0	1.000	0	0	0	---	0	0
6 Sefcik, Luke	25	9	16	0	1.000	7	0	0	---	0	0
21 Sefcik, Cal	22	22	0	0	1.000	0	0	0	---	0	0
0 McDaniels, Parker	12	12	0	0	1.000	0	0	0	---	0	0
51 O'Connor, Kellen	11	4	7	0	1.000	0	2	3	.400	0	0
42 Pitts, Derrick	10	10	0	0	1.000	0	0	0	---	0	0
20 Ulery, Josh	7	2	5	0	1.000	0	0	0	---	0	0
23 Oliver, Brendin	4	1	3	0	1.000	0	0	0	---	0	0
38 Pineiro, Joel	4	3	1	0	1.000	0	1	0	1.000	0	0
11 Taylor, Nathan	3	1	2	0	1.000	0	3	2	.600	0	0
13 Scheurer, Brandon	3	0	3	0	1.000	0	0	0	---	0	0
31 Buczkowski, Adam	3	0	3	0	1.000	0	0	0	---	0	0
29 Marsh, Carson	2	1	1	0	1.000	0	1	0	1.000	0	0
19 Niehaus, Charlie	99	33	65	1	.990	16	0	0	---	0	0
7 Natili, Jack	190	167	21	2	.989	2	9	7	.563	1	1
44 O'Connor, Tommy	152	144	6	2	.987	15	0	0	---	0	0
15 Klingenberg, Kory	75	57	17	1	.987	2	4	1	.800	1	0
5 Hokuf, Dawson	73	69	3	1	.986	5	0	0	---	0	0
3 Mitchelle, Christian	53	34	18	1	.981	0	0	0	---	0	0
14 Vidourek, Landyn	40	39	0	1	.975	0	0	0	---	0	0
2 Cross, Kerrington	45	11	32	2	.956	3	0	0	---	0	0
25 Coats, Quinton	16	12	3	1	.938	0	0	0	---	0	0
8 Brooks, Lauden	62	15	43	4	.935	8	0	0	---	0	0
40 Johnson, Hudson	7	0	5	2	.714	0	0	1	.000	0	0
18 Bergmann, Max	8	1	4	3	.625	0	1	1	.500	0	0
17 Shultz, Rodney	5	0	3	2	.600	0	2	0	1.000	0	0
9 Polad, Maxton	0	0	0	0	.000	0	0	0	---	0	0
26 Horst, Chase	0	0	0	0	.000	0	0	0	---	0	0
41 Mrakitsch, Adam	0	0	0	0	.000	0	1	2	.333	0	0
35 Barnett, Ty	0	0	0	0	.000	0	0	0	---	0	0
16 Conte, Michael	0	0	0	0	.000	0	2	0	1.000	0	0
Totals	991	704	264	23	.977	22	13	9	.591	2	1
Opponents	919	700	188	31	.966	11	60	8	.882	5	0

Hitting minimums - 1 Games 1% of Games 1 AB 1.0 AB/Game 1 TPA 2.0 TPA/Game  
Pitching minimums - 1 Games 1.0 IP/Game



**2025 Cincinnati Baseball**  
**Conference statistics for Cincinnati (as of Mar 31, 2025)**  
**(BIG 12 games only Sorted by Batting avg)**



Record: 4-5 Home: 4-2 Away: 0-3 BIG 12: 4-5

Player	avg	gp-gs	ab	r	h	2b	3b	hr	rbi	tb	slg%	bb	hp	so	gdp	ob%	sf	sh	sb-att	po	a	e	fld%
2 Cross, Kerrington	.519	9-9	27	8	14	3	0	2	5	23	.852	9	4	2	0	.659	1	0	1-2	3	13	2	.889
3 Mitchell, Christian	.323	9-8	31	3	10	1	0	0	5	11	.355	3	0	1	0	.382	0	0	1-1	15	0	0	1.000
21 Sefcik, Cal	.320	7-6	25	3	8	0	0	0	4	8	.320	3	0	6	1	.393	0	0	1-1	2	0	0	1.000
14 Vidourek, Landyn	.286	9-9	28	7	8	2	0	0	4	10	.357	9	2	9	0	.475	1	0	5-6	18	0	1	.947
44 O'Connor, Tommy	.231	8-8	26	5	6	4	0	2	4	16	.615	9	0	10	0	.429	0	0	2-2	71	2	0	1.000
4 Ford, Donovan	.208	9-9	24	5	5	0	0	1	1	8	.333	6	5	7	0	.457	0	0	2-4	30	2	0	1.000
19 Niehaus, Charlie	.207	9-9	29	1	6	0	0	0	3	6	.207	3	0	10	0	.273	1	3	1-1	13	27	0	1.000
8 Brooks, Lauden	.172	9-8	29	4	5	1	0	0	1	6	.207	2	1	5	1	.250	0	2	0-0	10	28	4	.905
7 Natili, Jack	.161	9-9	31	3	5	1	0	1	8	9	.290	4	3	12	1	.316	0	0	0-0	40	10	0	1.000
-----																							
15 Klingenberg, Kory	.333	2-1	3	0	1	0	0	0	1	1	.333	2	0	1	0	.600	0	0	0-0	9	3	0	1.000
5 Hokuf, Dawson	.067	5-3	15	0	1	0	0	0	0	1	.067	0	1	6	1	.125	0	0	0-0	8	0	0	1.000
6 Sefcik, Luke	.000	2-1	5	0	0	0	0	0	0	0	.000	0	0	2	0	.000	0	0	0-0	1	2	0	1.000
25 Coats, Quinton	.000	2-1	4	1	0	0	0	0	0	0	.000	1	0	2	0	.200	0	0	0-0	1	1	0	1.000
0 McDaniels, Parker	.000	2-0	2	0	0	0	0	0	0	0	.000	0	0	2	0	.000	0	0	0-0	6	0	0	1.000
42 Pitts, Derrick	.000	2-0	2	1	0	0	0	0	0	0	.000	0	1	2	0	.333	0	0	0-0	1	0	0	1.000
Totals	.246	9	281	41	69	12	0	6	36	99	.352	51	17	77	4	.389	3	5	13-17	231	96	10	.970
Opponents	.310	9	313	65	97	20	6	9	58	156	.498	34	8	54	6	.389	2	5	4-8	230	67	8	.974

LOB - Team (86), Opp (66). DPs turned - Team (7), Opp (4). IBB - Team (1), Cross 1. Picked off - Cross 2, Vidourek 1, Ford 1.

**(BIG 12 games only Sorted by Earned run avg)**

Player	era	w-l	app	gs	cg	sho	sv	ip	h	r	er	bb	so	2b	3b	hr	b/avg	wp	hp	bk	sfa	sha
17 Shultz, Rodney	1.80	0-0	3	0	0	0/0	0	10.0	6	2	2	0	7	5	0	0	.176	0	2	0	1	2
11 Taylor, Nathan	4.97	2-0	2	2	0	0/0	0	12.2	15	7	7	6	11	4	1	1	.306	1	1	0	0	1
41 Mrakitsch, Adam	6.39	0-1	3	2	0	0/0	0	12.2	19	9	9	6	10	2	0	1	.358	0	0	0	1	0
51 O'Connor, Kellen	7.20	0-0	2	2	0	0/0	0	10.0	12	9	8	2	7	2	0	4	.300	0	1	0	0	2
-----																						
13 Scheurer, Brandon	0.00	0-0	4	1	0	0/0	3	4.2	1	0	0	1	2	0	0	0	.067	0	0	0	0	0
16 Conte, Michael	0.00	0-0	4	0	0	0/0	0	3.1	2	0	0	0	3	0	0	0	.182	0	0	0	0	0
26 Horst, Chase	0.00	1-0	2	0	0	0/0	0	1.1	0	0	0	0	1	0	0	0	.000	0	0	0	0	0
40 Johnson, Hudson	6.75	1-1	4	0	0	0/0	0	8.0	13	7	6	3	5	1	2	1	.361	2	0	0	0	0
38 Pineiro, Joel	8.10	0-1	3	1	0	0/0	0	6.2	11	6	6	2	2	2	0	1	.367	1	1	0	0	0
29 Marsh, Carson	13.50	0-0	2	0	0	0/0	0	2.2	3	4	4	4	1	1	1	0	.300	0	0	0	0	0
31 Buczkowski, Adam	13.50	0-0	2	0	0	0/0	0	2.0	3	4	3	4	2	1	0	1	.333	0	1	0	0	0
35 Barnett, Ty	18.00	0-1	1	1	0	0/0	0	1.0	5	6	2	1	0	1	1	0	.556	0	0	0	0	0
18 Bergmann, Max	45.00	0-1	2	0	0	0/0	0	1.0	3	5	5	2	1	0	0	0	.500	1	1	0	0	0
23 Oliver, Brendin	54.00	0-0	1	0	0	0/0	0	1.0	4	6	6	3	2	1	1	0	.571	0	1	0	0	0
Totals	6.78	4-5	9	9	0	0/0	3	77.0	97	65	58	34	54	20	6	9	.310	5	8	0	2	5
Opponents	4.11	5-4	9	9	0	0/0	3	76.2	69	41	35	51	77	12	0	6	.246	12	17	0	3	5

PB - Team (2), Natili 1, Klingenberg 1, Opp (1). Pickoffs - Team (0), Opp (4). SBA/ATT - Natili (4-7), Taylor (2-3), Bergmann (1-1), O'Connor, K (0-1), Conte (1-1), Johnson (0-1), Klingenberg (0-1), Mrakitsch (0-1).



**2025 Cincinnati Baseball**  
**Conference statistics for Cincinnati (as of Mar 31, 2025)**  
**(BIG 12 games only Sorted by Fielding pct)**



Player	c	po	a	e	fld%	dp	sba	csb	sba%	pb	ci
44 O'Connor, Tommy	73	71	2	0	1.000	6	0	0	---	0	0
7 Natili, Jack	50	40	10	0	1.000	1	4	3	.571	1	0
19 Niehaus, Charlie	40	13	27	0	1.000	7	0	0	---	0	0
4 Ford, Donovan	32	30	2	0	1.000	0	0	0	---	0	0
3 Mitchell, Christian	15	15	0	0	1.000	0	0	0	---	0	0
15 Kligenbeck, Kory	12	9	3	0	1.000	0	0	1	.000	1	0
5 Hokuf, Dawson	8	8	0	0	1.000	0	0	0	---	0	0
0 McDaniels, Parker	6	6	0	0	1.000	0	0	0	---	0	0
51 O'Connor, Kellen	5	2	3	0	1.000	0	0	1	.000	0	0
6 Sefcik, Luke	3	1	2	0	1.000	1	0	0	---	0	0
25 Coats, Quinton	2	1	1	0	1.000	0	0	0	---	0	0
11 Taylor, Nathan	2	1	1	0	1.000	0	2	1	.667	0	0
21 Sefcik, Cal	2	2	0	0	1.000	0	0	0	---	0	0
42 Pitts, Derrick	1	1	0	0	1.000	0	0	0	---	0	0
31 Buczkowski, Adam	1	0	1	0	1.000	0	0	0	---	0	0
14 Vidourek, Landyn	19	18	0	1	.947	0	0	0	---	0	0
8 Brooks, Lauden	42	10	28	4	.905	4	0	0	---	0	0
2 Cross, Kerrington	18	3	13	2	.889	0	0	0	---	0	0
17 Shultz, Rodney	3	0	2	1	.667	0	0	0	---	0	0
40 Johnson, Hudson	2	0	1	1	.500	0	0	1	.000	0	0
18 Bergmann, Max	1	0	0	1	.000	0	1	0	1.000	0	0
13 Scheurer, Brandon	0	0	0	0	.000	0	0	0	---	0	0
26 Horst, Chase	0	0	0	0	.000	0	0	0	---	0	0
41 Mrakitsch, Adam	0	0	0	0	.000	0	0	1	.000	0	0
16 Conte, Michael	0	0	0	0	.000	0	1	0	1.000	0	0
35 Barnett, Ty	0	0	0	0	.000	0	0	0	---	0	0
29 Marsh, Carson	0	0	0	0	.000	0	0	0	---	0	0
38 Pineiro, Joel	0	0	0	0	.000	0	0	0	---	0	0
23 Oliver, Brendin	0	0	0	0	.000	0	0	0	---	0	0
Totals	337	231	96	10	.970	7	4	4	.500	2	0
Opponents	305	230	67	8	.974	4	13	4	.765	1	0

Hitting minimums - 1 Games 1% of Games 1 AB 1.0 AB/Game 1 TPA 2.0 TPA/Game

Pitching minimums - 1 Games 1.0 IP/Game

## SUMMARY STATS



**2025 Cincinnati Baseball**  
**Games Summary for Cincinnati (as of Mar 31, 2025)**  
**(All games)**



<b>Score by innings</b>	<b>1</b>	<b>2</b>	<b>3</b>	<b>4</b>	<b>5</b>	<b>6</b>	<b>7</b>	<b>8</b>	<b>9</b>	<b>EX</b>	<b>Total</b>
Cincinnati	23	23	25	13	26	25	26	14	5	2	182
Opponents	22	20	14	9	15	24	11	15	4	2	136
<b>Record when ...</b>											
Overall	16-11				After 6 leading				13-2		
Conference	4-5				..... trailing				2-7		
Non-Conference	12-6				..... tied				1-2		
Home games	11-2				After 7 leading				12-2		
Away games	5-9				..... trailing				1-6		
Neutral site	0-0				..... tied				2-2		
Day games	10-5				After 8 leading				13-1		
Night games	6-6				..... trailing				1-7		
vs Left starter	5-1				..... tied				1-2		
vs Right starter	11-10										
1-Run games	3-4				Hit 0 home runs				4-6		
2-Run games	2-2				... 1 home run				5-4		
5+Run games	9-5				... 2+ home runs				7-1		
Extra innings	1-1										
Shutouts	2-1				Opponent 0 home runs				5-3		
					..... 1 home run				5-4		
Scoring 0-2 runs	0-5				..... 2+ HRs				6-4		
..... 3-5 runs	2-5										
..... 6-9 runs	6-1				Made 0 errors				11-1		
..... 10+ runs	8-0				.... 1 error				3-5		
					.... 2+ errors				2-5		
Opponent 0-2 runs	6-0				Opp. made 0 errors				5-2		
..... 3-5 runs	7-4				..... 1 error				6-6		
..... 6-9 runs	3-5				..... 2+ errors				5-3		
..... 10+ runs	0-2										
Scored in 1st inning	10-4				Out-hit opponent				10-1		
Opp. scored in 1st	6-3				Out-hit by opponent				4-9		
Scores first	10-6				Hits are tied				2-1		
Opp. scores first	6-5										

**Record when team scores:**

Runs	0	1	2	3	4	5	6	7	8	9	10+
W-L	0-1	0-1	0-3	0-2	0-1	2-2	2-1	3-0	1-0	0-0	8-0

**Record when opponent scores:**

Runs	0	1	2	3	4	5	6	7	8	9	10+
W-L	2-0	2-0	2-0	2-0	2-2	3-2	1-1	1-2	0-2	1-0	0-2

**Record when leading after:**

Inn.	1	2	3	4	5	6	7	8
W-L	8-3	10-4	12-5	12-4	13-5	13-2	12-2	13-1

**Record when trailing after:**

Inn.	1	2	3	4	5	6	7	8
W-L	4-3	4-4	2-4	2-6	1-5	2-7	1-6	1-7

**Record when tied after:**

Inn.	1	2	3	4	5	6	7	8
W-L	4-5	2-3	2-2	2-1	2-1	1-2	2-2	1-2

Current winning streak: 4  
 Longest winning streak: 6  
 Longest losing streak: 4

Home attendance : 11835 ( 13 dates avg = 910 )  
 Away attendance : 13077 ( 14 dates avg = 934 )  
 Total attendance: 24912 ( 27 dates avg = 922 )

## TEAM GAME HIGHS



**2025 Cincinnati Baseball**  
**Season Game Highs for Cincinnati (as of Mar 31, 2025)**  
**(All games)**



## TEAM GAME HIGHS

## Batting

At bats:	43	-	at Duke (Feb 15, 2025)
	43	-	at Duke (Feb 16, 2025)
Runs scored:	19	-	at Duke (Feb 16, 2025)
Hits:	16	-	at Duke (Feb 16, 2025)
	16	-	vs Canisius (Mar 09, 2025)
RBIs:	19	-	at Duke (Feb 16, 2025)
Doubles:	5	-	at UNLV (Feb 23, 2025)
	5	-	vs Canisius (Mar 07, 2025)
Triples:	2	-	at Duke (Feb 15, 2025)
Home runs:	3	-	vs Canisius (Mar 09, 2025)
	3	-	vs Miami (Mar 11, 2025)
	3	-	vs UCF (Mar 28, 2025)
Total bases:	26	-	vs Canisius (Mar 09, 2025)
Walks:	12	-	at Duke (Feb 16, 2025)
Strikeouts:	17	-	at UNLV (Feb 22, 2025)
Sac hits:	2	-	at Duke (Feb 16, 2025)
	2	-	vs UCF (Mar 29, 2025)
Sac flies:	4	-	vs Canisius (Mar 07, 2025)
Stolen bases:	8	-	at Duke (Feb 16, 2025)
Hit by pitch:	5	-	vs UCF (Mar 30, 2025)
Caught stealing:	1	-	(8 times )
Runners LOB:	16	-	at Duke (Feb 16, 2025)
	16	-	vs Louisville (Mar 25, 2025)
Hit into DP:	2	-	at UC San Diego (Feb 27, 2025)
	2	-	at UC San Diego (Mar 1, 2025)

## Fielding

Putouts:	34	-	at Duke (Feb 15, 2025)
Assists:	18	-	vs UCF (Mar 29, 2025)
Errors:	3	-	at Arizona (Mar 15, 2025)
Passed balls:	1	-	at Arizona (Mar 15, 2025)
	1	-	at Arizona (Mar 16, 2025)
DPs turned:	3	-	at Duke (Feb 14, 2025)

## Pitching

Innings pitched:	11.1	-	at Duke (Feb 15, 2025)
Runs allowed:	14	-	at Arizona (Mar 15, 2025)
Earned runs:	11	-	at Arizona (Mar 16, 2025)
Walks allowed:	9	-	at Duke (Feb 15, 2025)
Strikeouts:	16	-	vs Miami (Mar 11, 2025)
Hits allowed:	15	-	vs UCF (Mar 30, 2025)
Doubles allowed:	4	-	at UNLV (Feb 23, 2025)
	4	-	at Arizona (Mar 15, 2025)
	4	-	vs UCF (Mar 29, 2025)
Triples allowed:	2	-	at Arizona (Mar 15, 2025)
	2	-	at Arizona (Mar 16, 2025)
Homers allowed:	6	-	at UNLV (Feb 23, 2025)
Wild pitches:	5	-	at UC San Diego (Mar 1, 2025)
Hit batters:	3	-	at UC San Diego (Mar 1, 2025)
	3	-	at Arizona (Mar 15, 2025)

## INDIVIDUAL GAME HIGHS



**2025 Cincinnati Baseball**  
**Season Game Highs for Cincinnati (as of Mar 31, 2025)**  
**(All games)**



## INDIVIDUAL GAME HIGHS

## Batting

At bats:	6	-	O'Connor, Tommy at Duke (Feb 15, 2025)
	6	-	Cross, Kerrington at Duke (Feb 15, 2025)
	6	-	O'Connor, Tommy vs Louisville (Mar 25, 2025)
Runs scored:	4	-	Niehaus, Charlie vs Canisius (Mar 07, 2025)
	4	-	Vidourek, Landyn vs Canisius (Mar 09, 2025)
Hits:	4	-	Natili, Jack vs Canisius (Mar 09, 2025)
	4	-	Sefcik, Cal vs UCF (Mar 30, 2025)
RBIs:	4	-	Cross, Kerrington at Duke (Feb 16, 2025)
	4	-	Sefcik, Cal vs Canisius (Mar 09, 2025)
	4	-	Niehaus, Charlie vs Miami (Mar 11, 2025)
Doubles:	2	-	Natili, Jack at UC San Diego (Feb 28, 2025)
	2	-	Niehaus, Charlie vs Toledo (Mar 04, 2025)
Triples:	1	-	(8 times )
Home runs:	1	-	(28 times )
Total bases:	7	-	Cross, Kerrington vs Louisville (Mar 25, 2025)
Walks:	3	-	Vidourek, Landyn at UC San Diego (Feb 27, 2025)
	3	-	Sefcik, Cal vs Louisville (Mar 25, 2025)
Strikeouts:	4	-	O'Connor, Tommy vs Louisville (Mar 25, 2025)
	4	-	Natili, Jack vs UCF (Mar 29, 2025)
Sac hits:	2	-	Niehaus, Charlie vs UCF (Mar 29, 2025)
Sac flies:	2	-	Sefcik, Cal at Duke (Feb 14, 2025)
	2	-	O'Connor, Tommy vs Canisius (Mar 07, 2025)
Stolen bases:	3	-	Vidourek, Landyn at Duke (Feb 16, 2025)
Hit by pitch:	3	-	Cross, Kerrington vs UCF (Mar 30, 2025)
Caught stealing:	1	-	(8 times )
Runners LOB:	10	-	O'Connor, Tommy vs Louisville (Mar 25, 2025)

## Fielding

Putouts:	17	-	O'Connor, Tommy vs UCF (Mar 28, 2025)
Assists:	8	-	Brooks, Lauden vs UCF (Mar 28, 2025)
Errors:	2	-	O'Connor, Tommy at UC San Diego (Feb 27, 2025)
	2	-	Cross, Kerrington at Arizona (Mar 15, 2025)
Passed balls:	1	-	Klingenbeck, Kory at Arizona (Mar 15, 2025)
	1	-	Natili, Jack at Arizona (Mar 16, 2025)

## Pitching

Innings pitched:	7.0	-	Taylor, Nathan at UC San Diego (Feb 28, 2025)
	7.0	-	Taylor, Nathan vs Canisius (Mar 08, 2025)
Runs allowed:	6	-	Barnett, Ty at Arizona (Mar 15, 2025)
	6	-	Oliver, Brendin at Arizona (Mar 15, 2025)
Earned runs:	6	-	Oliver, Brendin at Arizona (Mar 15, 2025)
Walks allowed:	5	-	Taylor, Nathan at Duke (Feb 15, 2025)
Strikeouts:	11	-	Taylor, Nathan at UNLV (Feb 22, 2025)
Hits allowed:	10	-	Mrakitsch, Adam vs UCF (Mar 30, 2025)
Doubles allowed:	2	-	(7 times )
Triples allowed:	1	-	(7 times )
Homers allowed:	3	-	Mrakitsch, Adam at UNLV (Feb 23, 2025)
Wild pitches:	3	-	Pineiro, Joel at UC San Diego (Mar 1, 2025)
Hit batters:	2	-	Oliver, Brendin at UC San Diego (Mar 1, 2025)
	2	-	Pineiro, Joel vs Canisius (Mar 09, 2025)

## GAME-BY-GAME HITTING STATISTICS

**2025 Cincinnati Baseball**  
**Team Game-by-Game for Cincinnati (as of Mar 31, 2025)**  
**Batting (All games)**

Date	Opponent	ab	r	h	rbi	2b	3b	hr	tb	bb	ibb	sb	cs	hbp	sac	sf	gdp	k	po	a	e	lob	avg
Feb 14	at Duke	32	8	7	7	0	0	2	13	2	0	1	0	3	1	2	0	11	27	9	0	5	.219
Feb 15	at Duke	43	5	9	4	1	2	1	17	6	0	1	1	1	0	0	0	13	34	10	1	9	.213
Feb 16	at Duke	43	19	16	19	2	0	1	21	12	0	8	0	4	2	1	0	13	27	12	0	16	.271
Feb 21	at UNLV	36	6	9	5	1	0	2	16	6	0	4	0	1	0	0	0	10	27	8	0	10	.266
Feb 22	at UNLV	32	4	7	4	3	0	2	16	6	0	4	1	0	0	0	0	17	24	9	0	7	.258
Feb 23	at UNLV	39	10	14	10	5	1	1	24	4	0	1	0	3	0	2	0	9	27	15	0	11	.276
Feb 24	at UNLV	35	6	7	4	1	0	0	8	5	0	0	1	1	0	1	0	14	24	7	2	9	.265
Feb 27	at UC San Diego	30	3	5	2	1	0	1	9	8	0	1	0	0	1	0	2	8	25	9	2	9	.255
Feb 28	at UC San Diego	38	5	10	5	3	0	2	19	5	1	2	0	1	0	0	0	12	27	5	0	12	.256
Mar 1	at UC San Diego	35	2	9	1	2	0	0	11	2	0	0	0	0	0	0	2	14	24	7	1	8	.256
Mar 2	at UC San Diego	32	0	5	0	1	0	0	6	2	0	0	0	1	0	0	0	8	24	13	2	8	.248
Mar 04	TOLEDO	35	7	13	5	4	0	2	23	4	0	5	0	0	0	1	0	3	27	15	0	9	.258
Mar 07	CANISIUS	32	13	15	12	5	1	0	22	9	0	3	1	2	0	4	1	8	27	11	1	10	.273
Mar 07	CANISIUS	35	7	12	7	3	1	0	17	5	0	5	0	1	0	1	0	12	27	10	0	11	.278
Mar 08	CANISIUS	41	10	15	8	1	1	1	21	5	0	5	0	0	0	0	0	5	27	8	1	12	.284
Mar 09	CANISIUS	35	12	16	11	1	0	3	26	4	0	5	0	2	0	0	0	8	21	9	0	9	.295
Mar 11	MIAMI	36	12	13	12	0	1	3	24	7	0	1	0	2	0	0	0	9	27	4	1	9	.299
*Mar 14	at Arizona	32	3	6	2	2	0	0	8	6	0	0	1	4	0	0	1	11	24	5	1	12	.293
*Mar 15	at Arizona	34	2	9	2	1	0	0	10	5	0	1	0	1	0	1	1	13	24	10	3	12	.292
*Mar 16	at Arizona	23	1	3	1	0	0	1	6	5	0	1	1	0	0	0	0	8	18	6	1	6	.287
*Mar 21	BYU	33	5	9	4	1	0	0	10	4	0	2	0	4	1	0	0	7	27	9	2	10	.286
*Mar 21	BYU	31	5	7	5	3	0	1	13	8	0	1	1	0	0	0	0	7	27	11	0	10	.283
*Mar 22	BYU	32	2	6	1	0	0	1	9	1	0	0	1	1	1	0	0	10	27	13	1	6	.280
Mar 25	LOUISVILLE	40	12	15	9	3	1	1	23	10	0	1	0	2	0	0	0	14	27	7	2	16	.284
*Mar 28	UCF	32	6	9	6	1	0	3	19	6	0	1	0	1	0	0	1	7	27	14	0	9	.284
*Mar 29	UCF	35	7	10	5	2	0	0	12	9	1	6	0	1	2	1	1	10	30	18	2	12	.284
*Mar 30	UCF	29	10	10	10	2	0	0	12	7	0	1	0	5	1	1	0	4	27	10	0	9	.286
Totals		930	182	266	161	49	8	28	415	153	2	60	8	41	9	15	9	265	704	264	23	266	.286

# 2025 CINCINNATI BASEBALL

## GAME-BY-GAME PITCHING STATISTICS

### 2025 Cincinnati Baseball Team Game-by-Game for Cincinnati (as of Mar 31, 2025) Pitching (All games)

Date	Opponent	ip	h	r	er	bb	so	2b	3b	hr	wp	bk	hbp	dp	ibb	score	w-l	sv	era
Feb 14	at Duke	9.0	8	3	3	5	9	2	0	3	1	0	0	3	0	8-3	1-0	0	3.00
Feb 15	at Duke	11.1	11	6	6	9	14	1	0	1	2	0	2	0	0	5-6	1-1	0	3.98
Feb 16	at Duke	9.0	6	5	5	4	9	0	1	3	1	0	1	2	0	19-5	2-1	0	4.30
Feb 21	at UNLV	9.0	3	0	0	2	12	0	0	0	2	0	1	0	0	6-0	3-1	0	3.29
Feb 22	at UNLV	8.0	5	5	5	4	15	0	0	1	0	0	1	0	0	4-5	3-2	0	3.69
Feb 23	at UNLV	9.0	14	9	9	3	6	4	0	6	1	0	0	0	0	10-9	4-2	1	4.55
Feb 24	at UNLV	8.0	11	7	6	1	6	2	0	2	1	1	0	0	0	6-7	4-3	1	4.83
Feb 27	at UC San Diego	8.1	5	4	3	3	8	2	0	1	0	0	2	0	0	3-4	4-4	1	4.65
Feb 28	at UC San Diego	9.0	7	2	2	1	12	2	0	1	0	0	0	1	0	5-2	5-4	2	4.35
Mar 1	at UC San Diego	8.0	10	8	8	3	8	2	0	3	5	0	3	0	0	2-8	5-5	2	4.77
Mar 2	at UC San Diego	8.0	9	5	4	0	6	2	0	2	2	0	1	1	0	0-5	5-6	2	4.75
Mar 04	TOLEDO	9.0	9	5	5	3	7	3	0	2	0	0	1	0	0	7-5	6-6	3	4.77
Mar 07	CANISIUS	9.0	8	5	5	6	9	3	0	1	0	0	0	1	0	13-5	7-6	3	4.79
Mar 07	CANISIUS	9.0	8	0	0	4	13	0	0	0	0	0	1	2	0	7-0	8-6	3	4.44
Mar 08	CANISIUS	9.0	3	1	1	2	13	0	0	1	0	0	0	2	0	10-1	9-6	3	4.21
Mar 09	CANISIUS	7.0	2	1	1	1	8	0	0	0	0	0	2	1	0	12-1	10-6	4	4.06
Mar 11	MIAMI	9.0	5	3	3	4	16	1	0	1	2	0	0	1	0	12-3	11-6	4	4.00
*Mar 14	at Arizona	8.0	10	8	8	8	5	2	0	1	1	0	0	0	0	3-8	11-7	4	4.25
*Mar 15	at Arizona	8.0	12	14	9	6	8	4	2	0	0	0	3	0	0	2-14	11-8	4	4.54
*Mar 16	at Arizona	6.0	12	11	11	4	1	1	2	0	1	0	0	2	0	1-11	11-9	4	4.96
*Mar 21	BYU	9.0	10	7	6	2	8	1	1	3	2	0	1	1	0	5-7	11-10	4	5.01
*Mar 21	BYU	9.0	10	4	4	3	9	2	0	1	1	0	1	1	0	5-4	12-10	5	4.96
*Mar 22	BYU	9.0	8	4	4	2	8	2	0	0	0	0	0	2	0	2-4	12-11	5	4.92
Mar 25	LOUISVILLE	9.0	5	2	2	1	11	1	0	0	0	0	1	1	0	12-2	13-11	5	4.79
*Mar 28	UCF	9.0	10	4	4	6	6	2	1	0	0	0	0	0	0	6-4	14-11	6	4.76
*Mar 29	UCF	10.0	10	6	5	2	4	4	0	2	0	0	1	1	0	7-6	15-11	6	4.75
*Mar 30	UCF	9.0	15	7	7	1	5	2	0	2	0	0	2	0	0	10-7	16-11	7	4.83
Totals		234.2	226	136	126	90	236	45	7	37	22	1	24	22	0	182-136	16-11	7	4.83

# 2025 CINCINNATI BASEBALL

## OPPONENT GAME-BY-GAME HITTING STATISTICS

### 2025 Cincinnati Baseball Opponent Game-by-Game for Cincinnati (as of Mar 31, 2025) Batting (All games)

Date	Opponent	ab	r	h	rbi	2b	3b	hr	tb	bb	ibb	sb	cs	hbp	sac	sf	gdp	k	po	a	e	lob	avg
Feb 14	at Duke	32	3	8	3	2	0	3	19	5	0	0	0	0	0	0	3	9	27	7	2	7	.250
Feb 15	at Duke	42	6	11	6	1	0	1	15	9	0	1	0	2	0	1	0	14	36	11	1	14	.257
Feb 16	at Duke	31	5	6	5	0	1	3	17	4	0	0	0	1	0	0	2	9	27	9	3	4	.238
Feb 21	at UNLV	30	0	3	0	0	0	0	3	2	0	0	0	1	0	0	0	12	27	5	0	6	.207
Feb 22	at UNLV	29	5	5	5	0	0	1	8	4	0	0	0	1	0	0	0	15	27	4	1	5	.201
Feb 23	at UNLV	38	9	14	8	4	0	6	36	3	0	0	0	0	1	1	0	6	27	8	1	7	.233
Feb 24	at UNLV	35	7	11	5	2	0	2	19	1	0	3	0	0	1	0	0	6	27	7	3	6	.245
Feb 27	at UC San Diego	29	4	5	4	2	0	1	10	3	0	0	1	2	2	0	0	8	27	8	1	7	.237
Feb 28	at UC San Diego	33	2	7	2	2	0	1	12	1	0	0	1	0	0	0	0	12	27	5	2	5	.234
Mar 1	at UC San Diego	34	8	10	8	2	0	3	21	3	0	1	0	3	1	1	0	8	27	7	1	10	.240
Mar 2	at UC San Diego	32	5	9	3	2	0	2	17	0	0	0	0	1	0	0	1	6	27	8	0	4	.244
Mar 04	TOLEDO	35	5	9	5	3	0	2	18	3	0	0	0	1	0	1	0	7	24	9	0	8	.245
Mar 07	CANISIUS	34	5	8	5	3	0	1	14	6	0	3	1	0	0	0	1	9	24	5	1	8	.244
Mar 07	CANISIUS	32	0	8	0	0	0	0	8	4	0	0	1	1	0	0	2	13	24	3	1	10	.245
Mar 08	CANISIUS	29	1	3	1	0	0	1	6	2	0	0	0	0	0	0	1	13	24	7	2	3	.236
Mar 09	CANISIUS	21	1	2	1	0	0	0	2	1	0	0	0	2	1	0	1	8	20	9	1	3	.231
Mar 11	MIAMI	32	3	5	3	1	0	1	9	4	0	0	0	0	0	0	0	16	24	7	0	6	.226
*Mar 14	at Arizona	32	8	10	7	2	0	1	15	8	0	1	0	0	0	0	0	5	27	6	1	8	.231
*Mar 15	at Arizona	37	14	12	12	4	2	0	20	6	0	0	0	3	0	0	0	8	27	5	1	8	.237
*Mar 16	at Arizona	28	11	12	9	1	2	0	17	4	0	0	0	0	0	0	2	1	21	7	2	3	.245
*Mar 21	BYU	35	7	10	6	1	1	3	22	2	0	0	1	1	1	0	1	8	27	9	0	5	.247
*Mar 21	BYU	33	4	10	4	2	0	1	15	3	0	1	1	1	1	0	1	9	24	6	1	7	.250
*Mar 22	BYU	34	4	8	4	2	0	0	10	2	0	0	1	0	0	0	1	8	27	7	2	5	.249
Mar 25	LOUISVILLE	29	2	5	2	1	0	0	6	1	0	1	1	1	1	0	0	11	24	2	3	4	.246
*Mar 28	UCF	37	4	10	4	2	1	0	14	6	0	1	0	0	0	0	0	6	24	10	0	12	.247
*Mar 29	UCF	37	6	10	5	4	0	2	20	2	0	0	0	1	3	1	1	4	29	6	1	8	.248
*Mar 30	UCF	40	7	15	7	2	0	2	23	1	0	1	1	2	0	1	0	5	24	11	0	10	.254
Totals		890	136	226	124	45	7	37	396	90	0	13	9	24	12	6	17	236	700	188	31	183	.254

# 2025 CINCINNATI BASEBALL


## OPPONENT GAME-BY-GAME PITCHING STATISTICS

### 2025 Cincinnati Baseball Opponent Game-by-Game for Cincinnati (as of Mar 31, 2025) Pitching (All games)

Date	Opponent	ip	h	r	er	bb	so	2b	3b	hr	wp	bk	hbp	dp	ibb	score	w-l	sv	era
Feb 14	at Duke	9.0	7	8	6	2	11	0	0	2	0	0	3	0	0	3-8	0-1	0	6.00
Feb 15	at Duke	12.0	9	5	4	6	13	1	2	1	0	0	1	1	0	6-5	1-1	0	4.29
Feb 16	at Duke	9.0	16	19	16	12	13	2	0	1	1	0	4	0	0	5-19	1-2	0	7.80
Feb 21	at UNLV	9.0	9	6	5	6	10	1	0	2	0	0	1	0	0	0-6	1-3	0	7.15
Feb 22	at UNLV	9.0	7	4	4	6	17	3	0	2	1	0	0	0	0	5-4	2-3	0	6.56
Feb 23	at UNLV	9.0	14	10	10	4	9	5	1	1	0	0	3	0	0	9-10	2-4	0	7.11
Feb 24	at UNLV	9.0	7	6	3	5	14	1	0	0	3	1	1	0	0	7-6	3-4	0	6.55
Feb 27	at UC San Diego	9.0	5	3	2	8	8	1	0	1	1	0	0	2	0	4-3	4-4	0	6.00
Feb 28	at UC San Diego	9.0	10	5	3	5	12	3	0	2	0	0	1	0	1	2-5	4-5	0	5.68
Mar 1	at UC San Diego	9.0	9	2	2	2	14	2	0	0	0	0	0	2	0	8-2	5-5	0	5.32
Mar 2	at UC San Diego	9.0	5	0	0	2	8	1	0	0	0	0	1	0	0	5-0	6-5	0	4.85
Mar 04	Toledo	8.0	13	7	7	4	3	4	0	2	1	0	0	1	0	5-7	6-6	0	5.07
Mar 07	Canisius	8.0	15	13	12	9	8	5	1	0	0	0	2	1	0	5-13	6-7	0	5.64
Mar 07	Canisius	8.0	12	7	7	5	12	3	1	0	1	0	1	0	0	0-7	6-8	0	5.79
Mar 08	Canisius	8.0	15	10	8	5	5	1	1	1	1	0	0	0	0	1-10	6-9	0	5.98
Mar 09	Canisius	6.2	16	12	11	4	8	1	0	3	0	0	2	0	0	1-12	6-10	0	6.40
Mar 11	Miami	8.0	13	12	12	7	9	0	1	3	0	0	2	0	0	3-12	6-11	0	6.78
*Mar 14	at Arizona	9.0	6	3	1	6	11	2	0	0	0	0	4	1	0	8-3	7-11	1	6.45
*Mar 15	at Arizona	9.0	9	2	1	5	13	1	0	0	1	0	1	1	0	14-2	8-11	1	6.16
*Mar 16	at Arizona	7.0	3	1	1	5	8	0	0	1	1	0	0	0	0	11-1	9-11	1	5.96
*Mar 21	BYU	9.0	9	5	5	4	7	1	0	0	3	0	4	0	0	7-5	10-11	2	5.91
*Mar 21	BYU	8.0	7	5	4	8	7	3	0	1	1	0	0	0	0	4-5	10-12	2	5.85
*Mar 22	BYU	9.0	6	2	1	1	10	0	0	1	0	0	1	0	0	4-2	11-12	3	5.63
Mar 25	Louisville	8.0	15	12	10	10	14	3	1	1	6	0	2	0	0	2-12	11-13	3	5.85
*Mar 28	UCF	8.0	9	6	6	6	7	1	0	3	2	0	1	1	0	4-6	11-14	3	5.88
*Mar 29	UCF	9.2	10	7	6	9	10	2	0	0	3	0	1	1	1	6-7	11-15	3	5.87
*Mar 30	UCF	8.0	10	10	10	7	4	2	0	0	1	0	5	0	0	7-10	11-16	3	6.06
Totals		233.1	266	182	157	153	265	49	8	28	27	1	41	11	2	136-182	11-16	3	6.06

# 2025 CINCINNATI BASEBALL

## HEADSHOT ROSTER



**PARKER MCDANIELS**  
C | R/R | Delaware, Ohio




**KERRINGTON CROSS**  
INF | R/R | Brownsburg, Ind.



**CHRISTIAN MITCHELLE**  
INF/RHP | R/R | Romeoville, Ill.




**DONOVAN FORD**  
OF | R/R | Greenville, S.C.




**DAWSON HOKUF**  
1B/C | L/R | Edmond, Okla.



**LUKE SEFCIK**  
INF | R/R | Palos Heights, Ill.



**JACK NATILI**  
C | R/R | Venetia, Pa.




**LAUDEN BROOKS**  
INF | R/R | Cincinnati, Ohio



**MAXTON POLAD**  
OF | R/R | Frankfort, Ill.




**KEEGAN ALLEN**  
RHP | R/R | Rogers, Ark.




**NATHAN TAYLOR**  
RHP | R/R | Amelia, Ohio




**BRANDON SCHEURER**  
RHP/UTL | L/R | Portland, Mich.



**LANDYN VIDOUREK**  
OF | L/R | Hamilton, Ohio



**KORY KLINGENBECK**  
C | S/R | Cincinnati, Ohio



**MICHAEL CONTE**  
RHP | R/R | Cincinnati, Ohio



**RODNEY SHULTZ**  
RHP | R/R | Tyrone, Pa.




**MAX BERGMANN**  
RHP | R/R | Georgetown, Ind.




**CHARLIE NIEHAUS**  
INF | R/R | West Chester, Ohio




**JOSH ULERY**  
INF | R/R | Latrobe, Pa.




**CAL SEFCIK**  
UTL | R/R | Palos Heights, Ill.



**LOUIS PERONA**  
OF | L/R | Chicago, Ill.



**BRENDIN OLIVER**  
RHP | R/R | Mooresville, Ind.



**CARTER EARLS**  
LHP | L/L | Middletown, Ohio




**QUINTON COATS**  
UTL | R/R | Olathe, Kan.



**CHASE HORST**  
LHP | L/L | Lititz, Pa.




**ERIC DE COSTA**  
RHP/INF | R/R | North Aurora, Ill.



**GAVIN BREWER**  
C | R/R | Knoxville, Tenn.




**CARSON MARSH**  
RHP | R/R | West Chester, Ohio



**RYAN TYRANSKI**  
1B | L/R | Birmingham, Mich.




**ADAM BUCZKOWSKI**  
RHP | R/R | Carmel, Ind.




**TOMMY BOBA**  
RHP | R/R | Wheaton, Ill.



**BRADLEY COULTER**  
RHP | R/R | Taylorsville, Ky.




**TY BARNETT**  
LHP | L/L | Athens, Tenn.



**JOEL PINEIRO**  
RHP | R/R | Miami, Fla.



**HUDSON JOHNSON**  
LHP | L/L | Prior Lake, Minn.



**ADAM MRAKITSCH**  
LHP | L/L | Howell, Mich.



**DERRICK PITTS**  
OF | R/R | St. Louis, Mo.




**TOMMY O'CONNOR**  
1B | L/L | Martinsville, Ind.




**BRENDEN GARULA**  
LHP | R/L | Mason, Ohio



**BRUCE KOCH**  
RHP | R/R | Barrington, Ill.



**KELLEN O'CONNOR**  
LHP | L/L | Portland, Ore.



**MICHAEL FLISS**  
RHP | R/R | Indianapolis, Ind.