



# CINNATI™

## 2023 BASEBALL GAME NOTES

Nati Boyz

### 2023 SCHEDULE / RESULTS

DATE	OPPONENT	TIME/RESULT
02/17	@ Georgia State	L, 2-12
02/18	@ Georgia State	W, 9-4 (7)
02/18	@ Georgia State (DH)	L, 2-3 (Forfeit)
02/19	@ Georgia State (DH)	W, 6-4
02/24	@ #7 Florida	L, 6-13
02/25	@ #7 Florida	L, 3-13 (8)
02/26	@ #7 Florida	L, 7-13
03/01	MIAMI (OH)	L, 12-15
03/04	NORTH ALABAMA (DH)	W, 9-0 (7)
03/04	NORTH ALABAMA (DH)	W, 9-8
03/05	NORTH ALABAMA (DH)	W, 2-1 (8)
03/05	NORTH ALABAMA (DH)	W, 8-1 (7)
03/08	@ Eastern Kentucky	W, 10-5
03/10	@ Wofford	L, 3-12
03/11	@ Wofford	L, 2-5
03/12	@ Wofford	Canceled
03/14	@ Winthrop	W, 3-1
03/15	@ Winthrop	L, 3-13
03/16	@ USC Upstate	L, 1-6
03/17	vs. Princeton	L, 5-7
03/18	vs. Princeton	L, 2-3
03/21	MARSHALL	L, 4-8
03/22	@ Xavier	W, 19-6
03/25	BUTLER	W, 15-5 (8)
03/26	BUTLER (DH)	L, 8-5
03/26	BUTLER (DH)	W, 13-3 (7)
03/28	#11 LOUISVILLE	L, 1-14 (7)
03/31	WICHITA STATE*	L, 1-2
04/01	WICHITA STATE*	L, 6-10
04/02	WICHITA STATE*	W, 9-8
04/04	vs. Wright State	L, 6-7
04/06	@ Memphis*	W, 6-2
04/07	@ Memphis*	L, 2-6
04/08	@ Memphis*	W, 5-3
04/11	MIAMI (OH)	W, 7-5 (10)
04/14	@ #9 ECU*	L, 4-9
04/15	@ #9 ECU*	L, 0-10 (7)
04/16	@ #9 ECU*	L, 3-13 (7)
04/19	INDIANA	L, 9-11
04/21	TULANE*	W, 12-9
04/22	TULANE*	L, 3-10
04/23	TULANE*	W, 12-1
04/28	@ USF*	W, 9-7 (10)
04/29	@ USF*	W, 11-9
04/30	@ USF*	W, 10-4
05/05	#14 ECU*	L, 3-9
05/06	#14 ECU*	L, 3-11
05/07	#14 ECU*	L, 5-6 (10)
05/09	XAVIER	W, 8-7
05/12	UCF*	W, 13-3 (7)
05/13	UCF*	L, 4-12
05/14	UCF*	L, 7-9
05/16	GEORGETOWN	W, 10-6
05/18	@ Houston*	W, 12-7
05/19	@ Houston*	L, 7-8 (10)
05/20	@ Houston*	L, 6-7
05/23	vs. UCF	9 a.m.

### AAC CHAMPIONSHIP

\* May 23-28 (Clearwater, Florida • BayCare Ballpark)

\* - AAC game; Home games, in **BOLD CAPS**, played at UCF Baseball Stadium. Times and dates subject to change.

All home games will be broadcasted on ESPN+.



CINNATI

BEARCATS

VS

UCF

KNIGHTS



MAY 23-28 • BAYCARE BALLPARK • CLEARWATER, FLA.

### CINNATI

2023 Record.....24-31, 10-14 AAC  
Head Coach..... Scott Googins  
Record at UC..... 143-155 (6th)  
Career Record .....484-512 (18th)

### SERIES INFORMATION

Live Stats.....StatBroadcast.com  
Watch..... ESPN+  
Series Record.....13-18  
Last Meeting .....L, 7-9

### UCF

2023 Record.....32-24, 12-12 AAC  
Head Coach..... Greg Lovelady  
School Record ..... 348-203 (7th)  
Career Record .....348-203 (10th)

### CINNATI NOTES

**CINNATI** – The fifth-seeded Cincinnati baseball team will face fourth-seeded UCF in the first round of the 2023 American Athletic Conference Baseball Championship on Tuesday, with the first pitch scheduled for 9 a.m. at BayCare Ballpark in Clearwater, Fla.

The tournament will be played in a double-elimination format through the semifinal round. The championship final is a winner-take-all matchup Sunday, May 28, which will determine The American's automatic entrant to the NCAA Championship.

The Bearcats finished the 2023 campaign with a 10-14 mark in conference play. Cincinnati won three of its eight conference series on the season. UC took two of three from Memphis and Tulane and swept three games against USF.

Redshirt sophomore Kerrington Cross was named Second Team All-American Athletic Conference, while freshmen Griffin Hugus and Chase Horst were selected to the AAC Freshman All-Conference Team, the league announced on Monday.

Redshirt junior Ryan Nicholson claimed a spot on the final American Athletic Conference weekly honor roll on Sunday. He batted .375 (6-for-16) in four starts last week with three home runs, six RBI, four walks and two stolen bases.

Nicholson has a .301 average (62-for-206) with 15 home runs, 39 RBI and 40 runs scored in 52 starts. He leads the club in hits (62), home runs (15), doubles (15), RBI (39) and multi-hit games (19). He ranks eighth in program history for home runs in a career (32) and is tied for seventh in the category for a single season (15).

Sophomore two-way player Tommy O'Connor finished with a .360 average (18-for-50) in conference games with a .900 slugging percentage and .508 on-base percentage.

UC posted a team batting average of .249 in 55 regular season games, seventh in the league. The Bearcats rank second in the league and 81st nationally with 74 home runs. Cincinnati is 7-3 when they hit three-or-more homers in a game.

### MATCHING THEM UP

BATTING	AVG	OPS	GP	AB	R	H	2B	3B	HR	RBI	TB	SLG%	BB	HBP	SO	GDP	OB%	SF	SH	SB-A
Cincinnati	.249	.794	55	1765	354	439	73	10	74	319	754	.427	279	58	579	15	.367	12	20	102-134
UCF	.287	.902	56	1929	408	554	102	7	107	377	991	.514	224	103	544	31	.388	17	23	54-65

PITCHING	ERA	WHIP	W-L	APP	CG	SH	SV	IP	H	R	ER	BB	SO	2B	3B	HR	AB	AVG	WP	HBP	BK	SFA	SHA
Cincinnati	6.73	1.70	24-30	230	1	1	8	461.2	517	394	345	267	420	97	16	77	1832	.282	40	97	4	17	19
UCF	5.82	1.54	32-24	237	0	1	12	489.0	520	378	316	235	574	97	13	72	1919	.271	62	77	5	17	230



### THE AMERICAN ON ESPN+

All 25 Cincinnati home baseball games will air on ESPN+. Most conference road games will be aired on ESPN+. Visit the opposing team's website for more information on its broadcast schedule.

Visit [gobearcats.com/espn](http://gobearcats.com/espn) to subscribe and stream all the Bearcats' games this season.

**QUICK FACTS****GENERAL**

Location.....	Cincinnati, OH 45221
Founded.....	1819
Enrollment.....	48,300
Conference.....	American Athletic
Nickname.....	Bearcats
Colors.....	Red (PMS 186) & Black
Home Field.....	UC Baseball Stadium
President.....	Neville G. Pinto, PhD
Director of Athletics.....	John Cunningham
Faculty Representative.....	Brian Hatch, PhD

**HISTORY**

First Year of Baseball.....	1888
All-Time Record.....	1,673-1,819-21
No. Yrs in NCAA Tournament/Last.....	6/2019
Last NCAA Post-Season Opponent.....	Creighton, L, 6-1

**COACHING STAFF**

Head Coach.....	Scott Googins (Ohio Wesleyan '91)
Overall Record (Year).....	460-481 (18th)
Record at Cincinnati (Year).....	119-124 (6th)
Assistant Coach.....	JD Heilmann (Cincinnati '97)
Year at Cincinnati.....	Sixth/11th
Assistant Coach.....	Kyle Sprague (Malone '11)
Year at Cincinnati.....	Sixth
Volunteer Assistant.....	Lee Sponseller (Ohio Dominican '17)
Year at Cincinnati.....	Third

**SUPPORT STAFF**

Director of Operations.....	Andy Nagel (8th season)
Director of Player Development.....	Austin Woodby (1st season)
Athletic Trainer.....	Brian Jett (2nd season)
Director of Sports Performance.....	Thomas Gentile (1st season)

**2022 INFORMATION**

Overall Record.....	24-31
Home.....	14-12
Road.....	9-15
Neutral.....	1-4
Conference Record.....	12-12
Home.....	5-7
Road.....	7-5
Finish.....	4th
2022 AAC Championship.....	1-2

**2023 TEAM**

Position Starters Returning/Lost:.....	5/4
Pitching Starters Returning/Lost:.....	1/2

**2022 SCHEDULE INFORMATION**

Home/Away, Neutral Games:.....	25/27/2
American Home/Away Games:.....	12/12
Non-Conf. Home/Away, Neutral Games:.....	13/15/3

**COMMUNICATIONS**

Baseball Contact.....	Molly Metres
Phone.....	703-554-3456
Email.....	metresmy@ucmail.uc.edu
Secondary Baseball Contact.....	Connor Boyle
Phone.....	513-556-2234
Email.....	boylecp@ucmail.uc.edu

**FOLLOW THE BEARCATS**

For all the latest information on Cincinnati baseball, please visit GoBEARCATS.com. For up-to-the-minute updates, follow UC baseball (@GoBearsBase) on Twitter, Instagram and Facebook.

On the mound, redshirt junior Chase Hopewell (2-6, 5.72) leads the staff in starts (14), strikeouts (49) and innings pitched (61.1).

Freshman Chase Horst finished the regular season with a 3-3 record and a 5.28 ERA. He tied for first on the team in wins (3), was second in strikeouts (46) and ERA (5.28), third in starts (8) and fifth in innings pitched (44.1).

**RYAN RECOGNIZED, AGAIN**

- Redshirt junior Ryan Nicholson claimed a spot on the final American Athletic Conference weekly honor roll on Sunday.
- The first baseman batted .375 (6-for-16) in four starts with three home runs, six RBI, four walks and two stolen bases. He finished with a .500 on-base percentage and .938 slugging percentage. This is Nicholson's fourth AAC weekly honor of the season.
- Nicholson belted his first career grand slam in Cincinnati's 12-7 win over Houston on Thursday. His heroics capped a 2-for-5, four RBI night at the plate.
- He has collected a team-high 15 homers, 15 doubles and two triples in 53 games this season.
- He now has 32 homers, 31 doubles, 113 RBI and 112 runs scored in his career. He ranks eighth in program history for home runs in a career (32) and is tied for seventh in the category for a single season (15).

**CROSS EARNS NATIONAL RECOGNITION**

- Redshirt sophomore Kerrington Cross received National Player of the Week recognition from Collegiate Baseball on Monday, May 15.
- The third baseman belted four home runs in Cincinnati's three-game series against UCF over the weekend.
- Overall, he batted .375 (6-for-16) in four starts with eight RBI, six runs scored and five extra-base hits. He finished with a .412 on-base percentage and 1.188 slugging percentage.
- Cross is one of nine NCAA Division I baseball student-athletes to be named Collegiate Baseball National Player of the Week for last week, May 8-14. This is the first national honor of Cross' career.

**CINCINNATI SLUGGERS**

- The Bearcats rank second in the league and 81st nationally with 74 home runs. Cincinnati is 7-3 when they hit three-or-more homers in a game.
- Cincinnati has finished in the top-3 in the AAC in home runs for the past two seasons.
- The Bearcats finished the 2022 season 35th in the nation with 87 homers and 27th in homers per game (1.58), both of which led the AAC.
- UC was one of nine teams in D-I to have 80 HRs and 80 SBs in 2022 - Tennessee, Campbell, Louisville, Dallas Baptist, Coastal Carolina, Texas A&M, Michigan and Abilene Christian.
- The Bearcats launched 67 homers during the 2021 season, which ranked third in the conference.

**200 K'S FOR BROSKY**

- Graduate student Dylan Brosky surpassed 200 career strikeouts against Georgetown on May 16.
- He recorded his 200th strikeout in the top of the second inning as the batter went down swinging.
- He earned the win in six quality innings to improve to 3-2 on the season. He allowed just one run on four hits and struck out four batters with two walks.
- Brosky totaled 170 strikeouts after a standout four-year career at California (Pa.).

**RYAN RACKING UP HONORS**

- Redshirt junior Ryan Nicholson was named American Athletic Conference Player of the Week on Monday, May 1.
- The first baseman batted .333 (5-for-15) in Cincinnati's three-game sweep of South Florida. He had at least two RBI, reached base at least twice and scored at least one run in all three games.
- For the week, he had two homers, one triple, seven RBI and five runs scored.
- In Friday's series-opening win, Nicholson went 2-for-6 with a home run and two RBI. He followed up that performance with a 2-for-5 showing on Saturday, recording a triple, two RBI, two runs scored and a walk. He finished the weekend with a home run and three RBI in the series finale.
- He surpassed 100 career RBI against USF (April 28), and 150 career hits against Tulane (April 22).
- This is Nicholson's first AAC Player of the Week nod, and third AAC weekly accolade after he was named to the honor roll twice earlier this season.

**SUNSHINE STRIKES 'EM OUT**

- Redshirt junior starter Chase Hopewell eclipsed 100 career strikeouts while picking up his second win of the season against USF on Saturday, April 29. He recorded his 100th strikeout in the second inning as the batter went down swinging.
- He allowed three runs on four hits and struck out five batters with two walks in five quality innings.
- He totaled 47 strikeouts in two seasons at Findlay and 11 last season as a Bearcat. He has a team-best 49 strikeouts this season.
- He ranks first in the AAC and 20th nationally in starts with 14. He also sits first in the league in runners picked off with four.

**HOW SWEEP IT IS**

- Cincinnati earned its first AAC sweep of the season against South Florida on April 28-30 in Tampa, Fla. UC took down the Bulls by scores of 9-7 (10), 11-9 and 10-4. It was the Bearcats' first sweep of the Bulls since the 2006 season.
- The Bearcats had a weekend average of .364 with 12 extra-base hits, including eight homers, eight stolen bases and 20 walks drawn.
- Josh Hegemann had a .875 average (7-for-8) in two games against the Bulls. He produced the Bearcats' first four-hit performance of the season in the series finale, going 4-for-4 with a walk and one run scored. It was the Bearcats' first four-hit performance since Paul Komistek's on April 2, 2022 against ECU.

**CROSS SHOWED OUT IN APRIL**

- Redshirt sophomore Kerrington Cross was on a tear in the month of April. The utility player batted .368 (21-for-57) with 12 RBI, eight multi-hit performances, six doubles, seven stolen bases and 23 runs scored in 14 games.
- He claimed a spot on the American Athletic Conference weekly honor roll on Monday, April 24. It marked the first weekly honor of Cross' career. He batted .562 (9-for-16) in four starts for games played from April 17-23. He totaled six RBI, nine runs scored, four multi-hit games and four extra-base hits. He finished with a .632 on-base percentage and .938 slugging percentage.

## NOTES

**SMALL BALL 'CATS**

- Cincinnati ranks first in the conference and 47th nationally in base on balls with 279 walks drawn.
- UC sits second in the league in stolen bases (102) and stolen bases per game (1.85) — good for 26th and 32nd nationally. The 102 stolen bases are the most in a single season since the Bearcats stole 88 in 2014. The Bearcats had 103 stolen bases in 2013, and the school record is 133.
- The Bearcats have six players with eight-or-more stolen bases this season, led by Lauden Brooks (14-of-15) and Kerrington Cross (14-of-16). The Bearcats have stolen nine bases — one shy of the program record — twice this season, most recently against Memphis (April 8).
- UC sits in third in the AAC in sacrifice bunts with 20. Cross leads the team in the category with four sacrifice hits.

**KAM IS KLUTCH**

- Redshirt junior Kameron Guidry leads the team in multi-RBI games (12) and is second in RBI (37).
- He belted a three-run homer in the bottom of the seventh in UC's 12-1 run-rule win against Tulane on April 23.
- He smashed a three-run home run in the 10th to lift the Bearcats to a 7-5 walk-off win over Miami (OH) on April 11. Cincinnati trailed 5-4 in the bottom of the 10th. With runners on first and second with one out, he smacked the second pitch he saw over the left field wall to walk it off for the Bearcats.

**MILESTONE WATCH**

- Head coach Scott Googins now has 143 wins at UC in his six seasons, which is the third-most for a Bearcats coach. He ranks behind only Brian Cleary (434) and Glenn Sample (391).
- Max Bergmann (98), and Jackson Murphy (93) are nearing 100 strikeouts in their Bearcat careers.
- In his win against Memphis on April 8, Murphy cracked into UC's record book for career appearances. He is now ninth all-time with 75.
- Nicholson ranks eighth in program history in career home runs with 32. He is two homers away from a seventh-place tie with Griffin Merritt (2019-22) with 34.
- Nicholson also ranks tied for seventh for home runs in a single season with his team-leading 15 homers. He needs two homers to move into a sixth-place tie with Matt Singer (1999).

**THE FIREMAN**

- True freshman Griffin Hugus, nicknamed 'The Fireman', earned a spot on the AAC weekly honor roll on Monday, April 10.
- Hugus, a two-way player from Wellington, Fla., turned in a dominate performance on the mound, earning his first career win in his first collegiate start as UC took down Memphis, 6-2, on April 8.
- He held Memphis to just one run on three hits and struck out a season-high six batters with two walks.
- The Bearcats earned their first conference series win, taking two of three from the Tigers (April 6-8).

**WALK IT OFF, COLE HARTING**

- The Bearcats overcame a seven-run deficit and scored eight unanswered runs over the final four innings to earn a 9-8 walk-off win against Wichita State on April 2.
- Harting drove in the winning run in the bottom of the ninth with a two-run single. Down by one with no outs, the Bearcats loaded the bases for Harting, who laced a single to left field to drive in the 99th and 100th runs of his career. He finished 3-for-5 with three RBI.

- The Bearcats' bullpen held the Shockers scoreless for the final four innings as UC completed the comeback. White came out of the bullpen in the eighth and pitched 1.2 shutout innings to earn his first win of the season.
- It marked the Bearcats' largest comeback win since April 1, 2014 when UC overcame a seven-run deficit to defeat Miami (OH), 8-7. Ian Happ hit a walk-off two-run homer while Austin Woodby earned the win on the mound.

**THE CLOSER**

- Senior reliever Mitch White leads the staff with three saves in 20 appearances.
- He retired all 13 batters he faced in a career-long 4.1 innings in relief against ECU on May 7. He struck out three, forced three fly outs and induced seven ground outs.
- He picked up his third save of the season in UC's 5-3 win over Memphis in the series finale (April 8).
- In UC's 9-8 comeback win over Wichita State on April 2, he came out of the bullpen in the eighth and pitched 1.2 scoreless innings to earn his first win of the season.
- He recorded his 100th career strikeout in the series opener against Wichita State on March 31.
- He posted 79 strikeouts at Lansing Community College and nine at Abilene Christian. He has 24 strikeouts as a Bearcat.

**GUIDRY GARNERS AAC WEEKLY RECOGNITION**

- Guidry earned a spot on the AAC weekly honor roll on March 27. He batted .316 (6-for-19) with a grand slam, 10 RBI and seven runs scored in five games played. He recorded four multi-RBI performances for the first weekly honor of his career.
- He launched his first career grand slam, ripped to left field, in UC's 19-6 win over rival Xavier on Wednesday.
- He went 2-for-4 with two RBI and one run scored in Cincinnati's 15-5 run-rule victory over Butler on March 25. He provided the walk-off sacrifice fly in the eighth inning.

**RIVALRY DUB NO. 100**

- Cincinnati earned its 100th all-time win against crosstown rival Xavier in a 19-6 victory on Wednesday night at Hayden Field. The 100 victories are the most against any opponent in program history.
- The Bearcats hit four home runs in the win, including a pair of grand slams from Guidry and Kligenbeck in the first two innings.
- Nicholson belted his fifth homer of the season with a solo shot to center field in the second inning, while Harting smashed a three-run home run to left field in the fourth.
- Every batter in the Bearcats' starting lineup recorded a hit in the victory. Cincinnati finished with season highs in runs (19) and walks (11).
- Just as impressive on the mound was freshman starter Tommy Boba who earned his first collegiate win in five innings of work. He allowed three runs on six hits and struck out four batters with two walks.

**GRAND SALAMI FOR TWO, PLEASE**

- Redshirt junior Kameron Guidry and sophomore Kory Kligenbeck each belted a grand slam in the Bearcats' 19-6 win over Xavier on March 22.
- Guidry launched his first career grand slam to left field in the top of the first and, just an inning later, Kligenbeck cleared the bases with his first career grand slam, ripped to right center.
- It was only the second time ever the Bearcats hit

two grand slams in one game, and the first in over two decades. Aaron Moll and Joe List each blasted one in a 17-7 victory at Charlotte on May 3, 2002.

**SECOND HONOR ROLL NOD FOR NICHOLSON**

- Ryan Nicholson was named to the AAC weekly honor roll on Monday, March 13. It is the second such honor for Nicholson this season, adding to his selection on February 20.
- Nicholson batted .400 (4-for-10) with a home run, double and three runs scored in three starts last week. He finished with a .538 on-base percentage and .800 slugging percentage.
- He went 2-for-4 with a double, home run and RBI against Wofford on Saturday. He belted his fourth home run of the season on a solo shot in the first inning.
- In UC's 10-5 win over ECU on March 8, he finished 1-for-2 and tied a career-high three walks.

**DYLAN'S DEALIN'**

- RHP Dylan Brosky pitched a 7-inning complete-game shutout with two hits, one walk and seven strikeouts in game one of UC's series against North Alabama (March 4).
- He was named the American Athletic Conference Pitcher of the Week for the performance.
- It marked the first complete-game shutout by a Bearcat since J.T. Perez did so in nine innings on April 20, 2018 against No. 24 UConn.
- Brosky has tossed six complete games in his career, including two complete-game shutouts.

**JONES WALKS IT OFF**

- Alec Jones drove in the winning run in the bottom of the eighth inning with a single, lifting the Bearcats to a 2-1 walk-off victory over North Alabama in game three of the series. He finished the contest 2-for-3 with an RBI, walk and stolen base.
- He earned a spot on the AAC weekly honor roll for his performances at the plate versus North Alabama (March 3-5). He batted .571 (4-for-7) with three RBI, two walks and two runs scored in three games played. He hit his first home run as a Bearcat in his first at-bat of the series finale.

**HOME, SWEEP HOME**

- The Bearcats swept a four-game home series from North Alabama, 9-0 (7), 9-8, 2-1 (8) and 8-1 (7).
- It marked UC's first four-game sweep since May 20-22, 2021 against Tulane.
- Cincinnati stole 13 bases in four games against North Alabama. The Bearcats swiped five bases in both game two and game three.

**RYAN RECOGNIZED**

- Ryan Nicholson earned a spot on the first edition of the AAC weekly honor roll, released on Monday, Feb. 20. It marked the first AAC weekly recognition of his career.
- The first baseman batted .462 (6-for-13) with a home run, two RBI, four runs scored and two walks. He had two multi-hit games, a .769 slugging percentage and a .533 on-base percentage over four games.
- Nicholson went 3-for-3 with a home run, two RBI, a walk and two runs scored in a 9-4 win at Georgia State on Saturday. He made his 100th career start in the contest.



## NOTES

**GEORGIA ON MY MIND**

- Snellville, Ga., native Kameron Guidry delivered a two-out, two-RBI single to left field in the top of the eighth inning to break a late-inning tie and give UC a 6-4 victory in the final game of its opening-weekend series at Georgia State (Feb. 19).
- The Bearcats won game two of the series, 9-4, behind an eight-run sixth inning.

**2023 SCHEDULE**

- The Bearcats will play a 55-game slate in 2023 that includes 24 contests against American Athletic Conference opponents and three opponents that made a NCAA Regional appearance last season.
- Cincinnati is set to host 25 games at UC Baseball Stadium, including Opening Day on March 1 against Miami (OH). The home slate features six weekend series against North Alabama (March 3-5), Butler (March 24-26), Wichita State (March 31-April 2), Tulane (April 22-23), ECU (May 5-7) and UCF (May 12-14).
- The AAC Tournament will return to Clearwater, Florida (May 23-28) as the Bearcats look to make a post-season run at BayCare Ballpark, spring training home of the Philadelphia Phillies. Cincinnati won the event in 2019.

**NICHOLSON NAMED PRESEASON ALL-AAC**

- Redshirt junior infielder Ryan Nicholson was named Preseason All-AAC. He was a 2022 All-AAC Second Team selection, playing in 52 games with 51 starts at first base last season. He hit .277 (53-for-191) with 12 doubles, 12 home runs and 40 RBI.
- He had at least one hit in 36 games and recorded 14 multi-hit games. He was also selected to the Perfect Game Preseason All-Conference Team for the American along with starting pitcher Conner Linn.

**BEARCATS WITH A BRIGHT FUTURE**

- Cincinnati saw 10 student-athletes highlighted as top prospects and impact freshmen by D1Baseball in the organization's AAC preview.
- Five Bearcats were represented in the AAC prospect ranking for the upcoming 2023 MLB Draft, headlined by junior outfielder Cole Harting coming in at No. 5. LHP Alex Shea (No. 16), RHP Mitch White (No. 18), RHP Garrett Harker (No. 23) and INF Ryan Nicholson (No. 24) also garnered recognition as draft-eligible players this spring.
- LHP/1B Tommy O'Connor came in at No. 16, followed by LHP Conner Linn at No. 19 for the 2024 MLB Draft.
- A trio of Bearcats were selected to D1Baseball's impact freshmen list: INF Marcus Smith (No. 15), LHP Chase Horst (No. 22) and INF Kyle Schupmann (No. 25).

**GENTILE'S BACK**

- Thomas Gentile was named Director of Baseball Sports Performance on Jan. 4, 2023. He was a pitcher and outfielder for the Bearcats from 2009-13. He was a two-time All-Big East All-Academic selection and a University of Cincinnati Legion of Excellence Inductee in 2013, the highest academic honor for student-athletes.
- He spent five years as a minor league performance coach for the Los Angeles Dodgers organization from 2015-20.

**'O CAPTAIN, MY CAPTAIN**

- Cincinnati baseball head coach Scott Googins named Cole Harting, Cam Scheler and Garrett Harker as team captains for the 2023 season.
- "Cam, Garrett, and Cole were voted on by their peers to help lead this team," said Googins. "For us to be successful, we must have captains who know and understand our philosophy but are also able to communicate and reinforce our standards to the rest of the team."

**HITTING THE BOOKS**

- The Bearcats posted a 3.218 Fall Team GPA. 30 Bearcats made the Honor Roll for achieving a 3.0 GPA or higher while 18 made the Dean's List (3.4 or higher). CJ Dean and Zach Segal posted a perfect 4.0 GPA in the fall.
- Zach Segal, Alex Shea, Josh Hegemann and Garrett Harker were named to the Academic All-District® Team, announced by the College Sports Communicators on Tuesday, May 16.

**ABOUT THE BEARCATS**

- Cincinnati has 20 returners and 14 newcomers on the roster heading into the season under Scott Googins, who enters his sixth year as the head coach of the Bearcats.
- The Bearcats added 14 new players, with eight freshmen, two sophomores, one junior, one senior and two graduate students entering their first year at Cincinnati.
- The Bearcats brought on a total of six transfers. Sophomores Lauden Brooks (INF) and Kory Kligenbeck (C), along with redshirt junior Alec Jones (C) and senior Mitch White (RHP). UC also added two graduate student transfers, Nick McClanahan (RHP) and Dylan Brosky (RHP).

**MAJOR LEAGUE 'CATS**

- Josh Harrison (2006-08), Ian Happ (2013-15), Ryan Noda (2015-17) and Joey Wiemer (2018-20) will represent the Bearcats across four different Major League Baseball dugouts for the 2023 season.
- Harrison will begin the regular season with a new ball club in the Philadelphia Phillies, while Ian Happ is in his sixth season with the Chicago Cubs. Noda made his first MLB Opening Day roster with the Oakland A's.
- Two days after Opening Day, Wiemer was selected from Triple-A Nashville and became the 23rd major league baseball player in Cincinnati Bearcats history. He recorded his first hit in his first major league at bat with the Milwaukee Brewers.

WEEKLY HONORS

AAC PLAYER OF THE WEEK

NAME	HONOR (Date)
Dylan Brosky	Pitcher of the Week (March 6)
Ryan Nicholson	Player of the Week (May 1)

HONOR ROLL

NAME	DATE
Ryan Nicholson	February 20
Alec Jones	March 6
Ryan Nicholson	March 13
Kameron Guidry	March 27
Griffin Hugus	April 10
Kerrington Cross	April 24
Ryan Nicholson	May 21

COLLEGIATE BASEBALL'S PLAYER OF THE WEEK

NAME	DATE
Kerrington Cross	May 15

PRESEASON ALL-AAC

Ryan Nicholson
----------------

CURRENT PRO PLAYERS

MAJOR LEAGUE BASEBALL

NAME	TEAM
Ian Happ	Chicago Cubs
Josh Harrison	Philadelphia Phillies
Ryan Noda	Oakland A's
Joey Wiemer	Milwaukee Brewers

MINOR LEAGUE BASEBALL

NAME	TEAM
Cam Alldred	Indianapolis (AAA - Pirates)
Art Warren	Scranton (AAA - Yankees)
Manny Rodriguez	Birmingham (AA - NY Mets)
Garrett Schoenle	Birmingham (AA- White Sox)
Evan Shawver	Spokane (High-A - Colorado)

INDEPENDENT

NAME	TEAM
AJ Kullman	American Association
Jace Mercer	Frontier League
Wyatt Stapp	Frontier League



UC BASEBALL STADIUM

HOME OF THE BEARCATS

YEAR-BY-YEAR RECORD - UC BASEBALL STADIUM

YEAR	W	L	YEAR	W	L
2004	1	2	2014	13	9
2005	16	13	2015	10	14
2006	22	10	2016	18	7
2007	20	10	2017	15	11
2008	23	11	2018	19	11
2009	21	13	2019	16	12
2010	18	12	2020	7	0
2011	19	1	2021	17	8
2012	10	20	2022	14	12
2013	19	16	TOTAL	298	192
(.609 winning percentage)					

2023 AMERICAN CONFERENCE STANDINGS (as of May 22)

SCHOOL	AAC	AAC%	OVERALL	%	H	A	N	STK
East Carolina	18-6	.750	41-15	.732	29-5	12-9	0-1	W3
Houston	17-6	.739	33-21	.611	17-11	16-10	0-0	W2
Wichita State	13-10	.565	30-23	.566	19-11	11-12	0-0	L1
UCF	12-12	.500	32-24	.571	21-13	11-11	0-0	W1
Cincinnati	10-14	.417	24-31	.436	13-13	11-16	0-2	L2
Memphis	10-14	.417	28-26	.519	18-13	10-13	0-0	W1
Tulane	8-16	.333	15-39	.278	8-20	7-19	0-0	L1
South Florida	7-17	.292	19-37	.339	10-22	9-15	0-0	L6

HITTING STREAKS

	LONGEST	CURRENT
Kerrington Cross	6	-
Cole Harting	9	5
JP Sponseller	4	-
Ryan Nicholson	6	5
CJ Dean	2	1
Kameron Guidry	6	3
Lauden Brooks	3	2
Cam Scheler	2	-
Max Palmieri	2	1
Kory Klingenbeck	2	-
Alec Jones	7	1
Kyle Schupmann	3	2
Griffin Hugus	3	-
Josh Hegemann	7	4
Landyn Vidourek	8	-
Tommy O'Connor	8	2
Sean Springer	3	-

MULTI-HIT GAMES

	TOTAL
Kerrington Cross	14
Cole Harting	8
JP Sponseller	3
Ryan Nicholson	19
CJ Dean	2
Kameron Guidry	9
Lauden Brooks	6
Cam Scheler	2
Max Palmieri	2
Kory Klingenbeck	-
Alec Jones	13
Kyle Schupmann	1
Griffin Hugus	7
Josh Hegemann	12
Landyn Vidourek	8
Tommy O'Connor	6
Sean Springer	3

REACHED-BASE STREAKS

	LONGEST	CURRENT
Kerrington Cross	13	8
Cole Harting	9	5
JP Sponseller	4	2
Ryan Nicholson	10	5
CJ Dean	4	2
Kameron Guidry	9	5
Lauden Brooks	10	9
Cam Scheler	3	1
Max Palmieri	2	1
Kory Klingenbeck	3	-
Alec Jones	10	1
Kyle Schupmann	8	3
Griffin Hugus	5	-
Josh Hegemann	13	13
Landyn Vidourek	8	-
Tommy O'Connor	13	13
Sean Springer	4	4

MULTI-RBI GAMES

	TOTAL
Kerrington Cross	9
Cole Harting	9
JP Sponseller	5
Ryan Nicholson	11
CJ Dean	1
Kameron Guidry	12
Lauden Brooks	3
Cam Scheler	1
Max Palmieri	1
Kory Klingenbeck	1
Alec Jones	9
Kyle Schupmann	2
Griffin Hugus	7
Josh Hegemann	3
Landyn Vidourek	5
Tommy O'Connor	4
Sean Springer	2

## AAC TOURNEY HISTORY

## 2015

vs. Houston	L, 8-4
vs. Memphis	L, 14-9

## 2016

vs. Houston	L, 9-1
vs. UCF	L, 7-6 (10)

## 2017

vs. UConn	L, 12-3
vs. Memphis	L, 15-14 (10)

## 2018

vs. UConn	L, 6-2
vs. USF	L, 9-4

## 2019 (Champions)

vs. Memphis	W, 11-6
vs. Tulane	W, 8-4
vs. UCF	W, 10-6
vs. UConn	W, 22-5

## 2021

vs. UCF	L, 14-10
vs. ECU	L, 13-9

## 2022

vs. Tulane	W, 8-1
vs. ECU	L, 5-15 (7)
vs. Tulane	L, 5-13

## POSTSEASON HONORS

## ALL-AAC

NAME	HONOR
Kerrington Cross	Second Team All-Conference
Chase Horst	Freshman All-Conference
Griffin Hugus	Freshman All-Conference

## POSTSEASON HARDWARE

- Redshirt sophomore Kerrington Cross was named Second Team All-American Athletic Conference, while freshmen Griffin Hugus and Chase Horst were selected to the AAC Freshman All-Conference Team.
- Cross, a utility player from Brownsburg, Ind., hit .268 (49-for-183) with 10 doubles, one triple, eight home runs, 35 RBI and 47 runs scored in 52 games with 46 starts. He led the club in runs scored (47) and sacrifice hits (4), was second in doubles (10) and third in home runs (8) and RBI (35).
- Cross had at least one hit in 32 games and recorded 14 multi-hit games during the regular season. He collected Collegiate Baseball National Player of the Week recognition on May 15 for his four-home run performance in a series versus UCF.
- Hugus, a two-way player from Wellington, Fla., finished the season with a .237 average (28-for-118) with six doubles, one triple, two home runs, 19 RBI and 20 runs scored in 36 games played.
- Hugus made 18 appearances on the mound with a 1-2 record and two saves. He tied for second on the staff in saves (2) and was fifth in appearances (18). He was named to the AAC weekly honor roll on April 10 after earning his first career win in his first collegiate start against Memphis.
- Horst, a left-handed pitcher from Lititz, Pa., finished the season with a 3-3 record and a 5.28 ERA. He tied for first on the team in wins (3), was second in strikeouts (46) and ERA (5.28), third in starts (8) and fifth in innings pitched (44.1). He had a 1.88 ERA in games won by the Bearcats.
- Horst held a 2-1 record and a 4.50 ERA in 10 conference appearances. He didn't allow a run in five of those outings.

## RECORDS AGAINST AAC OPPONENTS SINCE 2014

TEAM	RECORD
East Carolina	5-31-1
Houston	12-18
Memphis	25-15
Tulane	15-13
UCF	13-18
USF	13-18
Wichita State	12-4

## SETTING THE SCENE

- The University of Cincinnati baseball team will enter the 2023 American Athletic Conference Baseball Championship as the fifth seed and face fourth-seeded UCF on Tuesday, May 23, with the first pitch scheduled for 9 a.m. at BayCare Ballpark in Clearwater, Fla.
- The tournament will be played in a double-elimination format through the semifinal round. The championship final is a winner-take-all matchup Sunday, May 28, which will determine The American's automatic entrant to the NCAA Championship.
- The Bearcats finished the 2023 campaign with a 10-14 mark in conference play. Cincinnati won three of its eight conference series on the season. UC took two of three from Memphis and Tulane and swept three games against USF.

## FLASHBACK TO 2019

- Head Coach Scott Googins led the Bearcats to one of the most successful seasons in program history in 2019.
- The Bearcats won the AAC Tournament title and advanced to the NCAA Baseball Tournament for the first time in 45 years.
- In the 2019 NCAA regional, UC took down the reigning national champion Oregon State, 7-6.

## SERIES BUSINESS

- UC and UCF have met 31 times in program history, with the Knights leading the all-time series 18-13. The Knights took two of the three from the Bearcats earlier this season on May 12-14 in Cincinnati.
- The most recent postseason meeting between the two teams came on May 25, 2021 in the first round of the AAC Championship. UCF won the game, 14-10.
- UCF has an overall record of 32-24, including a mark of 12-12 against AAC opponents. The Knights went 21-13 at home and 11-11 on the road this season.

## 2023 AMERICAN ATHLETIC CONFERENCE BASEBALL CHAMPIONSHIP PRESENTED BY VISIT ST. PETE CLEARWATER

## Tuesday, May 23

Game 1: No. 5 Cincinnati vs. No. 4 UCF | 9 a.m.  
 Game 2: No. 8 South Florida vs. No. 1 East Carolina | 47 minutes after Game 1  
 Game 3: No. 7 Tulane vs. No. 2 Houston | 4 p.m.  
 Game 4: No. 6 Memphis vs. No. 3 Wichita State | 47 minutes after Game 3

## Wednesday, May 24

Game 5: Game 1 Loser vs. Game 2 Loser | 3 p.m.  
 Game 6: Game 3 Loser vs. Game 4 Loser | 47 minutes after Game 5

## Thursday, May 25

Game 7: Game 1 Winner vs. Game 2 Winner | 1 p.m.  
 Game 8: Game 3 Winner vs. Game 4 Winner | 47 minutes after Game 7

## Friday, May 26

Game 9: Game 5 Winner vs. Game 7 Loser | 1 p.m. | ESPN+  
 Game 10: Game 6 Winner vs. Game 8 Loser | 47 minutes after Game 9 | ESPN+

## Saturday, May 27

Game 11: Game 9 Winner vs. Game 7 Winner | 9 a.m.  
 Game 12: Game 10 Winner vs. Game 8 Winner | 47 minutes after Game 11  
 Game 13: Game 9 Winner vs. Game 7 Winner (If Necessary) | TBD  
 Game 14: Game 10 Winner vs. Game 8 Winner (If Necessary) | TBD

## Sunday, May 28

Game 15: Semifinal Winners | Noon | ESPNEWS

## THE LAST TIME

## THE LAST TIME A BEARCATS PLAYER ...

Hit for the cycle.....	Anthony Snowell; May 7, 1999 vs. Saint Louis
Hit a grand slam.....	Ryan Nicholson, May 18, 2023 at Houston
Hit a walk-off home run.....	Kameron Guidry, April 11, 2023 vs. Miami (OH)
Hit a walk-off base hit.....	Cole Harting, April 2, 2023 vs. Wichita State
Walk-off RBI without a hit.....	bases-loaded HBP; Feb. 24, 2013 vs. Western Carolina
Led off the game with a home run.....	Joe Powell, March 13, 2022 vs. Western Carolina
Hit back-to-back home runs.....	O'Connor-Guidry, May 19, 2023 at Houston
Hit back-to-back-to-back home runs.....	Nicholson-Cross-Sponseller; May 19, 2022 vs UCF, 3rd inning
Hit two home runs in a game.....	Kerrington Cross; May 13, 2023 vs. UCF
Hit 3+ home runs in a game.....	JP Sponseller; 3; March 5, 2022 vs. Northwestern, Game 2
Hit a home run in two straight games.....	Tommy O'Connor, May 18-19, 2023 at Houston
Hit a home run in three straight games.....	Kerrington Cross; May 12 (1), 13 (2), and 14 (1), 2023 vs. UCF
Hit an inside-the-park home run.....	Paul Komistek, March 29, 2020 vs. Oakland
Hit two doubles in a game.....	Ryan Nicholson, May 14, 2023 vs. UCF
Hit three doubles in a game.....	Jace Mercer, May 9, 2021 at Houston
Hit two triples in a game.....	Kerrington Cross, March 19, 2022 vs Saint Joseph's
Had four hits in a game.....	Josh Hegemann, April 30, 2023 vs. USF
Had five hits in a game.....	Paul Komistek, Feb. 19, 2022 at FGCU
Had 6+ hits in a game.....	Cole Harting, 6 at Xavier, March 20, 2021
Had four RBIs.....	Ryan Nicholson, May 18, 2023 at Houston
Had five RBIs.....	Tommy O'Connor, April 23, 2023 vs. Tulane
Had 6+ RBIs.....	JP Sponseller; 7; March 5, 2022 vs. Northwestern, Game 2
Scored three runs.....	Kameron Guidry, May 19, 2023 at Houston
Scored four runs.....	JP Sponseller; 4; March 5, 2022 vs. Northwestern, Game 2
Scored 5+ runs.....	Jace Mercer, 5; February 28, 2020 vs Oakland
Stole 3+ bases.....	Lauden Brooks, 3, vs. Butler, March 26, 2023, Game 2
Walked three times.....	Kameron Guidry, vs. Georgetown, May 16, 2023
Walked four times.....	Josh Hegemann, vs. Butler, March 26, 2023, Game 2
Had 15+ putouts.....	Ryan Nicholson - 1B, 15; vs. Wichita State, April 1, 2023
Has 20+ putouts.....	Ryan Noda - 1B, 21; April 12, 2015 vs. Memphis
Had 8+ assists.....	Kameron Guidry - SS, 8; May 24, 2022 vs. Tulane
Had 10+ assists.....	Sean Springer - 2B, 11; May 6, 2023 vs. ECU
Threw a complete game.....	Dylan Brosky, March 4, 2023 vs. North Alabama (7 innings)/Beau Keathley, May 24, 2022 vs. Tulane (9 innings)
Threw a complete-game shutout.....	Dylan Brosky, March 4, 2023 vs. North Alabama (7 innings)/I.T. Perez; April 20, 2018 vs #24 UConn
Threw a complete game in back-to-back appearances.....	Tristan Hammans; April 14/21, 2015 vs. Xavier/Louisville
Two Bearcats threw consecutive complete games.....	Walker/Walsh; April 9/11, 2014, vs. Miami (OH)/UConn
Three Bearcats threw consecutive complete games.....	Orndorff/Zellner/Perez; May 8/13/14, 2016, vs. UCF/ Houston
Threw 10 or more strikeouts.....	Beau Keathley, 12; March 20, 2022 vs. Saint Joseph's
Pitched more than 9 innings in a game.....	B.J. Borsa, 9.2; May 18, 2002 vs. Saint Louis
Struck out four batters in an inning.....	Tony Cento; May 7, 1999 vs. Saint Louis
Threw a no-hitter.....	Chris Murphy; April 15, 1995 vs IUPUI

## THE LAST TIME UC ...

Had 15-19 hits.....	15 at USF, April 30, 2023
Had 20+ hits.....	20 at Xavier, March 21, 2021
Scored 10-14 runs.....	12, at Houston, May 18, 2023
Scored 15-19 runs.....	19 at Xavier, March 22, 2023
Scored 20+ runs.....	22 at Xavier, March 20, 2021
Scored 10+ runs in one inning.....	10 runs, 6th inning; March 19, 2006 vs. Oakland
Hit 5+ doubles.....	5; vs. UCF, May 12, 2023
Hit 3+ triples.....	3; April 10, 2019 vs Miami
Hit three home runs.....	at Houston, May 19, 2023
Hit four home runs.....	at USF, April 28, 2023
Hit 5+ home runs.....	5 at Xavier, March 20, 2021
Hit two grand slams.....	Kameron Guidry & Kory Klingenberg; at Xavier March 22, 2023
Stole five bases.....	5, at Houston, May 18, 2023
Stole six bases.....	6, April 15, 2022 at Wichita State
Stole 7+ bases.....	9, at Memphis, April 8, 2023
Played 10 innings.....	at Houston, May 19, 2023
Played 11 innings.....	at Tulane, May 6, 2022
Played 12+ innings.....	14; April 15, 2022 at Wichita State
Swept a 3-game series.....	April 28-30, 2023 vs. USF
Was swept in a 3-game series.....	May 5-7, 2023 at #14 ECU
Swept a 4-game series.....	March 3-5, 2023 vs. North Alabama
Was swept in a 4-game series.....	April 1-3, 2021 at #11 ECU
Swept a double-header.....	March 5, 2023 vs. North Alabama
Was swept in a double-header.....	April 3, 2021 at #11 ECU
Turned a triple play.....	8-6-3; at May 7, 2019 at Miami

NUMERICAL

#	NAME	YR.	POS.	B/T	HT.	WT.	HOMETOWN/HIGH SCHOOL/LAST SCHOOL
0	Alec Jones	R-Jr.	C	R/R	5-9	192	Poway, Calif./Rancho Bernardo/Oral Roberts
2	Kerrington Cross	R-So.	UTL	R/R	6-1	200	Brownsburg, Ind./Brownsburg
3	JP Sponseller	R-Jr.	INF	L/R	5-11	203	Mason, Ohio/Mason/Elon
4	Sean Springer	R-So.	INF	L/R	5-10	174	Strongsville, Ohio/Holy Name
5	Cam Scheler	R-Jr.	C	R/R	6-1	220	Louisville, Ky./St. Xavier
6	Max Palmieri	R-Jr.	INF	R/R	5-9	181	Maineville, Ohio/Kings/Lincoln Memorial
8	Lauden Brooks	So.	INF	R/R	5-10	190	Cincinnati, Ohio/McNicholas/Texas Tech
9	Kameron Guidry	R-Jr.	INF	R/R	5-11	179	Snellville, Ga./Redan/Georgia
10	Cole Harting	Jr.	OF	R/R	5-11	203	West Chester, Ohio/Mason
11	Conner Linn	Jr.	LHP	L/L	6-3	217	Kokomo, Ind./Western
13	Nick McClanahan	Gr.	RHP	R/R	6-2	164	Union, Ky./Ryle/Franklin
14	Landyn Vidourek	Fr.	RHP/UTL	L/R	6-2	180	Hamilton, Ohio/Badin
15	Kory Klingenberg	R-So.	C	S/R	5-10	205	Cincinnati, Ohio/Elder/Walters State
16	Marcus Smith	Fr.	OF	R/R	6-0	191	Harlem, N.Y./P27 Academy
18	Max Bergmann	Jr.	RHP	R/R	6-3	195	Georgetown, Ind./St. Xavier
20	Jackson Murphy	R-Sr.	RHP	R/R	6-2	238	Cincinnati, Ohio/IMG Academy
21	Shawn Parnell	Fr.	RHP	S/R	5-10	193	Akron, Ohio/Archbishop Hoban
22	Josh Hegemann	Jr.	OF	L/L	6-0	173	Liberty Township, Ohio/Badin
23	Kyle Schupmann	Fr.	INF	R/R	6-1	191	Geneva, Ill./Luther Prep
25	Ryan Nicholson	R-Jr.	INF	L/L	6-4	229	Louisville, Ky./St. Xavier
26	Chase Horst	Fr.	LHP	L/L	5-11	186	Lititz, Pa./P27 Academy
27	Andrew Neff	So.	LHP	R/L	6-2	211	Martinsville, Ind./Mooresville
28	Griffin Hugus	Fr.	RHP/UTL	L/R	6-2	184	Wellington, Fla./Cardinal Newman
29	Carter Earls	So.	LHP	L/L	6-4	218	Middletown, Ohio/Bishop Fenwick
30	CJ Dean	R-Fr.	OF	R/R	6-0	196	Columbus, Ohio/Centennial
31	Mitch White	Sr.	RHP	R/R	6-1	186	Livonia, Mich./Churchill/Abilene Christian
32	Dylan Brosky	Gr.	RHP	R/R	6-1	215	East Millsboro, Pa./Brownsville/California (Pa)
33	Chase Hopewell	R-Jr.	RHP	R/R	6-4	201	Hamilton, Ohio/Badin/Findlay
34	Tommy Boba	Fr.	RHP	R/R	6-2	207	Wheaton, Ill./Wheaton Warrenville South
35	Garrett Harker	So.	RHP	R/R	6-0	185	Lebanon, Ind./Lebanon Senior
43	Zach Segal	R-Jr.	RHP	R/R	6-0	193	Loveland, Ohio/Loveland
44	Tommy O'Connor	So.	LHP/1B	L/L	6-4	222	Martinsville, Ind./Mooresville
46	Brenden Garula	Fr.	LHP	R/L	6-0	189	Mason, Ohio/Mason
77	Alex Shea	R-Jr.	LHP	L/L	6-4	211	Union, Ky./St. Henry

ALPHABETICAL

#	NAME	POS.
18	Max Bergmann	RHP
34	Tommy Boba	RHP
8	Lauden Brooks	INF
32	Dylan Brosky	RHP
2	Kerrington Cross	UTL
30	CJ Dean	OF
29	Carter Earls	LHP
46	Brenden Garula	LHP
9	Kameron Guidry	INF
35	Garrett Harker	RHP
10	Cole Harting	OF
22	Josh Hegemann	OF
33	Chase Hopewell	RHP
26	Chase Horst	LHP
28	Griffin Hugus	RHP/UTL
0	Alec Jones	C
15	Kory Klingenberg	C
11	Conner Linn	LHP
13	Nick McClanahan	RHP
20	Jackson Murphy	RHP
27	Andrew Neff	LHP
25	Ryan Nicholson	INF
44	Tommy O'Connor	LHP/1B
6	Max Palmieri	INF
21	Shawn Parnell	RHP
5	Cam Scheler	C
23	Kyle Schupmann	INF
43	Zach Segal	RHP
77	Alex Shea	LHP
16	Marcus Smith	OF
3	JP Sponseller	INF
4	Sean Springer	INF
14	Landyn Vidourek	RHP/UTL
31	Mitch White	RHP

COACHING STAFF

7	Scott Googins - Head Coach (6th Season)
13	JD Heilmann - Pitching Coach/Recruiting Coordinator (6th Season)
9	Kyle Sprague - Hitting Coach/Infielders (6th Season)
27	Lee Sponseller - Volunteer Assistant/Outfielders (3rd Season)

SUPPORT STAFF

Andy Nagel - Director of Baseball Operations (8th Season)
Austin Woodby - Director of Player Development/Pitching (1st Season)
Brian Jett - Athletic Trainer (2nd Season)
Thomas Gentile - Director of Sports Performance (1st Season)

PRONUNCIATIONS

Scheler: SHE-ler	Lauden: Lao-den (like 'ow')	
Segal: SEE-gull	Brosky: Brah-ski	Schupmann: Shup-man
Hegemann: Heg-a-men	Palmieri: Paul-merry	Hugus: Hew-gus
Guidry: Gid-ree	Vidourek: Vid-er-rick	

ROSTER BY POSITION

RHP.....	12
INF .....	8
LHP.....	7
OF .....	4
C.....	3

ROSTER BY CLASS

Freshmen.....	8
Redshirt Freshmen .....	1
Sophomores .....	5
Redshirt Sophomores.....	3
Juniors .....	4
Redshirt Juniors.....	9
Seniors .....	1
Redshirt Seniors.....	1
Graduates.....	2

ROSTER BY STATE

Ohio .....	15
Kentucky.....	4
Indiana .....	6
Pennsylvania .....	2
Illinois.....	2

One Each: New York, Georgia, Florida, California, Michigan



TV HEADSHOT CHART




**ALEC JONES**  
C • R/R • Poway, Calif.




**KERRINGTON KROSS**  
UTL • R/R • Brownsburg, Ind.




**JP SPONSELLER**  
OF • L/R • Mason, Ohio




**SEAN SPRINGER**  
INF • L/R • Strongsville, Ohio



**CAM SCHELER**  
C • R/R • Louisville, Ky.



**MAX PALMIERI**  
INF • R/R • Maineville, Ohio



**LAUDEN BROOKS**  
INF • R/R • Cincinnati, Ohio



**KAMERON GUIDRY**  
INF • R/R • Snellville, GA



**COLE HARTING**  
OF • R/R • West Chester, Ohio



**CONNER LINN**  
LHP • L/L • Kokomo, Ind.



**NICK MCCLANAHAN**  
RHP • R/R • Union, Ky.



**LANDYN VIDOUREK**  
RHP/UTL • L/R • Hamilton, Ohio




**KORY KLINGENBECK**  
C • S/R • Cincinnati, Ohio



**MARCUS SMITH**  
OF • R/R • Harlem, N.Y.



**MAX BERGMANN**  
RHP • R/R • Georgetown, Ind.



**JACKSON MURPHY**  
RHP • R/R • Cincinnati, Ohio




**SHAWN PARNELL**  
RHP • R/R • Akron, Ohio




**JOSH HEGEMANN**  
OF • L/L • Liberty Township, Ohio



**KYLE SCHUPMANN**  
INF • R/R • Geneva, Ill.



**RYAN NICHOLSON**  
INF • L/L • Louisville, Ky.



**CHASE HORST**  
LHP • L/L • Lititz, Pa.



**ANDREW NEFF**  
LHP • R/L • Martinsville, Ind.



**GRIFFIN HUGUS**  
RHP/UTL • L/R • Wellington, Fla.



**CARTER EARLS**  
LHP • L/L • Middletown, Ohio



**CJ DEAN**  
OF • R/R • Columbus, Ohio



**MITCH WHITE**  
RHP • R/R • Livonia, Mich.



**DYLAN BROSKY**  
RHP • R/R • East Millsboro, Pa.




**CHASE HOPEWELL**  
RHP • R/R • Hamilton, Ohio



**TOMMY BOBA**  
RHP • R/R • Wheaton, Ill.




**GARRETT HARKER**  
RHP • R/R • Lebanon, Ind.




**ZACH SEGAL**  
RHP • R/R • Loveland, Ohio



**TOMMY O'CONNOR**  
LHP/1B • L/L • Martinsville, Ind.



**BRENDEN GARULA**  
LHP • L/L • Mason, Ohio



**ALEX SHEA**  
LHP • L/L • Union, Ky.

COACHING STAFF




**SCOTT GOOGINS**  
HEAD COACH • 6TH SEASON



**JD HEILMANN**  
PITCHING COACH / RECRUITING



**KYLE SPRAGUE**  
HITTING COACH / INFELDERS



**LEE SPONSELLER**  
VOLUNTEER ASSISTANT / OUTFELDERS



## SCOTT GOOGINS • HEAD COACH • SIXTH SEASON • OHIO WESLEYAN '92

Scott Googins was named the 28th head baseball coach at the University of Cincinnati on June 6, 2017 and will enter his sixth season in the spring of 2023.

In 2022, the Bearcats continued to experience success as Griffin Merritt was named the AAC Player of the Year, joining Ian Happ (2015) as the only two Cincinnati baseball players to win the award. Merritt was also named CoSIDA First Team All-American, ABCA/Rawlings First Team All-Region and AAC Male Scholar-Athlete of the Year. Five Bearcats took home All-AAC honors in total, tying the Bearcats record since joining the AAC. In addition to the individual accolades, the Bearcats finished the year 35th in the nation with 87 homers and 27th in homers per game (1.58), both of which led the AAC.

Googins guided the Bearcats to their first winning season since 2011 in 2021. UC finished 29-26 and had five players named to the All-AAC First or Second Team. Left-handed pitcher Evan Shawver was drafted by the Colorado Rockies in the seventh round of the 2021 MLB Draft. The Bearcats had one of the best offenses in the conference in 2021, ranking in the top-three in just about every offensive category.

Prior to a pandemic-shortened 2020, Googins led the Bearcats to one of the most successful seasons in program history in 2019. Despite a slow 1-9 start, UC found itself as the No. 2 seed in the American Athletic Conference Tournament where they were yet to win a game. After winning its first three, UC went on to trounce UConn 22-5 to win the AAC Tournament title and advance to the NCAA postseason for the first time in 45 years.

Googins had made magic in the Queen City before and proved he could do it again in his second year. The team broke numerous records during the campaign. Six Bearcats earned All-AAC Tournament honors with AJ Bumpass being named the tournament MVP. Three players were named to the Corvallis Regional All-Tournament Team. Bumpass was later drafted by the Cincinnati Reds. The win over Oregon State marked Googins' 400th in his storied career.

In his first season, Googins guided UC to its best finish since 2011 as the Bearcats finished at 28-28 overall and an even 12-12 in American Athletic Conference play, one of the toughest RPI conferences in the nation. Shortstop Manny Rodriguez was drafted in the tenth round while pitchers Cam Alldred and J.T. Perez also were selected in the MLB draft. All three were all-conference honorees, marking the first time UC has ever had two first team honorees and three total honorees in AAC history. An impressive 23 Bearcats landed on the AAC All-Academic Team for having a 3.0 GPA or better. After posting a 3.20 fall GPA and 3.26 GPA in the spring, UC was recognized by the American Baseball Coaches Association with the Team Academic Excellence Award.

Googins made the move across town after 12 seasons as the head coach at Xavier. The all-time winningest coach in XU history, he compiled a 341-357 record with four NCAA Tournament appearances including back-to-back regional finals berths in 2016 and 2017 and six regular season or conference tournament championships.

Googins led Xavier to a 34-27 finish in 2017. The Musketeers won their second-straight BIG EAST Tournament Championship and advanced to the NCAA Regional Finals for the second-straight year. During his 12 seasons at the helm at XU, Googins earned coaching accolades as the 2009 ABCA Midwest Region Coach of the Year, the 2008 Atlantic 10 Coach of the Year and the 2016 BIG EAST Coaching Staff of the Year. Additionally, 11 of his players were chosen in the MLB First Year Player Draft since 2005.

Before taking the head coaching role at Xavier, Googins was an assistant at Miami (Ohio) from 2000-04. He was an assistant at Indiana from 1992-99, working with the Hoosiers' catchers, outfielders and hitters.

A native of Granville, Ohio, Googins was a three-year varsity letterwinner at Ohio Wesleyan in Delaware, Ohio. He moved into a coaching role as a senior and stayed on after graduation, coaching first base and working with the team's catchers.

## THE GOOGINS FILE

Hometown: Granville, Ohio

Wife: Jody

Children: Ellie, Tommy, Charlie

Education: Ohio Wesleyan '92

Playing Career: Ohio Wesleyan - 1989-92 (Catcher)

## COACHING CAREER

YEAR	SCHOOL	POSITION
1992-1999	Indiana	Assistant Coach
2000-04	Miami (OH)	Assistant Coach
2005	Xavier	Assistant Coach
2006-17	Xavier	Head Coach
2018-	Cincinnati	Head Coach

## CAREER ACCOMPLISHMENTS

- 2016 BIG EAST Coaching Staff of the Year
- 2009 ABCA Midwest Region Coach of the Year
- 2008 Atlantic 10 Coach of the Year
- Five NCAA Appearances (2009, 2014, 2016, 2017, 2019)
- Six 30-win seasons (2019, 2016, 2014, 2013, 2011, 2009)

## CHAMPIONSHIPS

- AAC Tournament Championship (2019)
- Three BIG EAST Tournament Championships (2014, 2016, 2017)
- BIG EAST Regular Season Championship (2016)
- Atlantic 10 Tournament Championship (2009)
- Atlantic 10 Regular Season Championship (2008)

## MILESTONE WINS

FIRST WIN ..... @ ETSU, 10-5 (02/16/06)  
 100TH WIN ..... Saint Joseph's, 6-6 (05/01/09)  
 FIRST NCAA WIN ..... vs. Sam Houston St., 9-6 (05/30/09)  
 200TH WIN ..... @ UAB, 12-4 (02/24/13)  
 300TH WIN ..... Villanova, 1-0 (05/19/16)  
 400TH WIN ..... Oregon State, 7-6 (05/31/19)

## GOOGINS YEAR-BY-YEAR RECORD

YEAR	SCHOOL	OVERALL			CONFERENCE			FINISH	POSTSEASON
		W	L	PCT	W	L	PCT		
2006	Xavier	19	37	.339	9	18	.333	t-12th	
2007	Xavier	29	31	.483	17	10	.630	4th	
2008	Xavier	27	31	.466	19	8	.704	t-1st	
2009	Xavier	39	21	.650	18	9	.667	3rd	NCAA Regionals (1-2)
2010	Xavier	26	32	.448	18	9	.667	2nd	
2011	Xavier	30	27	.536	14	10	.583	4th	
2012	Xavier	28	28	.500	13	11	.542	7th	
2013	Xavier	32	26	.552	16	8	.667	4th	NCAA Regionals (1-2)
2014	Xavier	30	29	.508	8	10	.444	4th	
2015	Xavier	15	38	.283	3	15	.167	7th	NCAA Regionals (2-2)
2016	Xavier	32	30	.516	14	4	.778	1st	NCAA Regionals (2-2)
2017	Xavier	34	27	.557	10	6	.625	1st	
<b>XAVIER TOTALS</b>		<b>341</b>	<b>357</b>	<b>.489</b>	<b>159</b>	<b>118</b>	<b>.571</b>		<b>6-8 (.429)</b>
YEAR	SCHOOL	W	L	PCT	W	L	PCT	FINISH	POSTSEASON
2018	Cincinnati	28	28	.500	12	12	.500	6th	
2019	Cincinnati	31	31	.500	13	11	.542	2nd	NCAA Regionals (1-2)
2020	Cincinnati	7	8	.467	0	0	.000	n/a	
2021	Cincinnati	29	26	.510	18	14	.563	4th	
2022	Cincinnati	24	31	.436	12	12	.500	4th	
<b>CINCINNATI TOTALS</b>		<b>119</b>	<b>124</b>	<b>.490</b>	<b>55</b>	<b>49</b>	<b>.529</b>		<b>1-2 (.333)</b>
<b>CAREER TOTALS</b>		<b>460</b>	<b>481</b>	<b>.489</b>	<b>213</b>	<b>165</b>	<b>.564</b>		<b>7-10 (.412)</b>



## ASSISTANT COACHES

13

**JD HEILMANN**

PITCHING COACH / RECRUITING COORDINATOR

JD Heilmann started his second stint as an assistant coach at the University of Cincinnati in the summer of 2017.

In 2022, Heilmann mentored a pair of pitchers to All-AAC honors in Conner Linn and Beau Keathley. Linn finished with a team-best 4.07 ERA while Keathley struck out a team-best 87 batters.

In 2021, Heilmann mentored Evan Shawver, who was drafted in the seventh round by the Rockies, and Garrett Schoenle, who signed with the White Sox as a NDFB after the 2021 season.

In his first year, Heilmann guided JT Perez and Cam Alldred to all-conference accolades and saw both move on to professional baseball. During the historic 2019 season, his pitching staff included two 12-strikeout performances and saw the second-most saves in a single-season by any UC closer in history.

Heilmann previously coached at UC from 2009-13, serving as the Bearcats pitching coach and recruiting coordinator and was responsible for bringing former All-American and current Chicago Cubs infielder Ian Happ to the Queen City.

He joined Head Coach Scott Googins' staff after working as the general manager of the Midland Baseball program, overseeing 18 amateur teams with ages ranging from 8-18. He also served as Prep Baseball Report's scouting supervisor (2016-17) and Scouting Director (2014-16) and was an associate scout for the Atlanta Braves (2015-17).

Heilmann is regarded as one of the top pitching coaches in college baseball and is known for his ability to develop and relate to pitchers.

He overtook a Cincinnati pitching staff that posted a 6.73 ERA in 2009 and shrunk the group's ERA to 4.25 in 2010, which ranked third in the BIG EAST Conference and 26th nationally.

Under Heilmann's tutelage, seven Bearcats went on to pitch in professional baseball. Six were selected in the Major League Baseball First-Year Player Draft.

Prior to Cincinnati, Heilmann served as the pitching coach and recruiting coordinator at Xavier University for seven seasons and in 2009, he helped the Musketeers to a school record for wins en route to their first Atlantic-10 Conference Tournament Championship and NCAA Tournament appearance.

Heilmann played for the Bearcats in 1997 earned a communications degree while completing his eligibility at the University of Cincinnati following a transfer from Ball State.

A 1993 Moeller High School graduate, Heilmann helped the Crusaders capture a State Baseball Championship, while earning All-City and All-League honors.

Heilmann and his wife Raegene have two children, Dax and Ryley.

9

**KYLE SPRAGUE**

HITTING COACH / INFELDERS

Kyle Sprague joined the University of Cincinnati baseball staff in the summer of 2017.

Sprague helped guide the hitters in 2022 to a team batting average of .277 while also helping the defense to a team .970 fielding percentage. The Bearcats finished the year 35th in the nation with 87 homers and 27th in homers per game (1.58), both of which led the AAC. He also mentored Griffin Merritt to AAC Player of the Year honors in 2022.

His work on offense came through the loudest during the team's historic 2019 season when the Bearcats' bats went on a torrential pace during the postseason. During the 4-0 AAC Tournament run, UC broke the tournament records for runs (51), RBIs (47) and hits (60).

In 2021, UC ranked in the top-three in the AAC in nearly every offensive category, including batting average (2nd), slugging percentage (2nd), runs scored (2nd), home runs (3rd) and total bases (2nd).

During the pandemic-shortened 2020 season, UC ranked 12th in the nation in triples per game, 14th in doubles per game, 21st in on-base percentage, 30th in scoring and 31st in slugging percentage.

Sprague came to UC after two seasons on Head Coach Scott Googins' staff at Xavier University as the volunteer assistant coach.

"Kyle has been with me the past two years and is a great addition to our staff here at UC," Googins said. "He brings a lot to the table - he does an unbelievable job with developing infielders and is on the cutting edge with hitters. He's a young up-and-coming coach who's very energetic and passionate about what he does."

During his two seasons at Xavier, the Musketeers won a BIG EAST Conference regular season championship (2016), two-straight league tournament championships (2016 & 17) and played in consecutive regional finals in the NCAA Championship (2016 & 17).

Sprague worked with hitters and infielders and assisted with outfielders at Xavier. The Musketeers set a school record with a .977 fielding percentage in 2017 after tying the previous record with a .974 mark in 2016.

Sprague has previous experience in the American Athletic Conference having served as a volunteer assistant coach at UCF in 2015.

Sprague has extensive experience as a camp instructor, working at the Marc Wilkins Baseball Academy from 2007-12 and for Cal Ripken Baseball in 2009. He also has served as a camp instructor at Clemson, Vanderbilt, Tennessee, LSU and Mississippi State, among others.

The Mansfield, Ohio, native graduated from Malone (Ohio) University with degrees in business administration and sports management. He played collegiately at Malone and Tiffin University.

Sprague and his wife Erin live in Cincinnati.

40

**LEE SPONSELLER**

VOLUNTEER ASSISTANT / OUTFELDERS

Lee Sponseller rejoined the Cincinnati baseball staff in August 2020 as the volunteer assistant coach.

He works with the outfielders as well as the hitters and perform other duties necessary for the advanced development of the student-athletes.

Sponseller helped guide the hitters in 2022 to a team batting average of .277. The Bearcats finished the year 35th in the nation with 87 homers and 27th in homers per game (1.58), both of which led the AAC.

In 2021, Sponseller assisted in the development of an offense that ranked in the top-three in the AAC in nearly every offensive category, including batting average (2nd), slugging percentage (2nd), runs scored (2nd), home runs (3rd) and total bases (2nd).

He also had a short stint as UC's volunteer director of player development.

Sponseller previously coached at Ohio Dominican, serving as the volunteer assistant coach, handling the team's hitting and outfielders as well as assisting with base running. He played at Ohio Dominican, finishing his career with a .367 batting average with 26 homeruns and 108 RBIs.

From there, he spent one year as a graduate transfer at Coastal Carolina, hitting .290 during the season with six homeruns and 42 RBI, including three grand slams.

Sponseller earned a bachelor's degree in finance and economics from Ohio Dominican in May 2017 and graduated with an MBA from Coastal Carolina in August 2018. He currently resides in Mason, Ohio.



CATCHER

## ALEC JONES 0

CLASS: **RS-JUNIOR**  
 HOMETOWN: **POWAY, CALIF.**  
 HIGH SCHOOL: **RANCHO BERNARDO**  
 R/R • 6-0 • 192

### CAREER HIGHS

Hits: 4, last vs. South Dakota St. (5/19/22)  
 Doubles: 2, last vs. Tulane (4/22/23)  
 Triples: 1, last vs. Central Arkansas (3/15/22)  
 Home runs: 1, last vs. UCF (5/12/23)  
 Total bases: 7, at Omaha (5/15/21)  
 RBI: 5, vs. Butler (3/25/23)  
 Runs scored: 3, vs. Butler (3/25/23)  
 Walks: 3, at Memphis (4/8/23)  
 Hit by pitch: 2, last vs. Little rock (3/16/22)  
 Struck out: 3, last at Oklahoma State (4/19/22)  
 Sac flies: 1, last at Georgia State (2/18/23)  
 At bats: 6, at Oklahoma State (4/19/22)  
 Stolen bases: 2, at Memphis (4/8/23)  
 Putouts: 18, vs. North Dakota State (3/26/21)  
 Assists: 3, last at Omaha (5/27/22)

- Hit first career grand slam in UC's 13-3 win over UCF on May 12
- Had five RBI, two homers (in back-to-back games), two runs scored and a .833 slugging percentage in UC's three-game sweep of USF
- Batted .538 (7-for-13) in three games against Tulane with four RBI, two doubles, and three runs scored
- Went 3-for-5 with a career-high five RBI in 15-5 win over Butler (March 25), including a three-run homer to right field in the first inning
- Earned spot on AAC weekly honor roll on March 6 after batting .571 (4-for-7) with a homer, three RBI and two walks in three games against North Alabama
- Lifted UC to a 2-1 walk-off victory over North Alabama in game three of series on March 5, driving in the winning run with a single to the pitcher
- Played two seasons for Oral Roberts (2021, 2022) and one season for Palomar College (2020)
- Older brother, Connor, who was a left-handed pitcher, caused Jones to become a catcher; loves the ocean and surfs nearly every morning in San Diego



INFILDER/OUTFIELDER

## KERRINGTON CROSS 2

CLASS: **RS-SOPHOMORE**  
 HOMETOWN: **BROWNSBURG, IND.**  
 HIGH SCHOOL: **BROWNSBURG**  
 R/R • 6-1 • 200

### CAREER HIGHS

Hits: 3, last at USF (4/30/23)  
 Doubles: 2, last vs. Indiana (4/19/23)  
 Triples: 2, vs. St. Joseph's (3/19/22)  
 Home runs: 2, vs. UCF (5/13/23)  
 Total bases: 8, last vs. UCF (5/13/23)  
 RBI: 5, vs. Indiana (4/19/23)  
 Runs scored: 3, last at USF (4/30/23)  
 Walks: 3, last vs. ECU (5/1/22)  
 Hit by pitch: 1, last at USF (4/28/23)  
 Struck out: 3, last at Florida (2/25/23)  
 Sac flies: 1, vs. Wright State (4/6/22)  
 At bats: 6, at Wichita State (4/15/22)  
 Stolen bases: 2, last at ECU (4/16/23)  
 Putouts: 3, last at Houston (5/20/23)  
 Assists: 6, at Houston (5/19/23)

- Named one of Collegiate Baseball's National Players of the Week on May 15 after hitting four home runs in UC's three-game series against UCF
- Batted .368 (21-for-57) with 12 RBI, eight-multi hit performances, six doubles, seven stolen bases and 23 runs scored in 14 games in the month of April
- Named to AAC weekly honor roll on April 24; batting .562 (9-for-16) in four starts with six RBI, nine runs scored, four multi-hit games and four extra-base hits
- Batted .545 (6-for-11) in three games against Tulane with eight runs scored, a home run, a double and two walks
- Finished 3-for-5 with a career-high five RBI to go along with a career-high-tying two doubles and one run scored against Indiana (April 19)
- Went 3-for-5 with a career-high two doubles and one run scored in middle game versus Wichita State (April 1)
- Played in 52 games and started 50, mostly at third base, in 2022, batting .291; led the AAC with five triples, and stole a team-high 17 bases in 23 attempts
- Born in Honolulu, Hawaii and is majoring in chemical engineering



INFILDER

## JP SPONSELLER 3

CLASS: **RS-JUNIOR**  
 HOMETOWN: **MASON, OHIO**  
 HIGH SCHOOL: **MASON**  
 L/R • 5-11 • 203

### CAREER HIGHS

Hits: 3, last vs. Northwestern (3/5/2022)  
 Doubles: 2, last vs. UNA (3/4/23)  
 Triples: N/A  
 Home runs: 3, vs. Northwestern (3/5/2022)  
 Total bases: 12, vs. Northwestern (3/5/22)  
 RBI: 7, vs. Northwestern (3/5/2022)  
 Runs scored: 4, vs. Northwestern (3/5/22)  
 Walks: 3, last vs. Northern Kentucky (5/11/22)  
 Hit by pitch: 1, last at Xavier (3/22/23)  
 Struck out: 3, vs. Northwestern (3/4/22)  
 Sac flies: 1, last vs. UCF (5/20/22)  
 At bats: 5, last vs. UCF (5/19/22)  
 Stolen bases: 1, last vs. UNA (3/4/23)  
 Putouts: 11, last at Liberty (3/3/20)  
 Assists: 2, last vs. Indiana State (2/29/20)

- Went 2-for-5 with two RBI against Wright State on April 4
- Finished 2-for-4 with two RBI and two runs scored in UC's 19-6 win over Xavier on March 22
- Hit first home run of the season in home opener against Miami (OH) on March 1; finished 1-for-3 with two RBI and two walks
- Appeared in 43 games with 37 starts, primarily at DH, in 2022, batting .220 with 8 home runs, 7 doubles and 25 RBI
- Named one of Collegiate Baseball's National Players of the Week (3/7/22) following 3 HR, 7 RBI performance against Northwestern
- Played two seasons for Elon (2021, 2020)
- Brother Ty played football at the University of Cincinnati... brother Lee played baseball at Ohio Dominican and Coastal Carolina



## HITTER NOTES



INFILDER

## SEAN SPRINGER 4

CLASS: **RS-SOPHOMORE**  
 HOMETOWN: **STRONGSVILLE, OHIO**  
 HIGH SCHOOL: **HOLY NAME**  
 L/R • 5-10 • 174

## CAREER HIGHS

Hits: 3, vs. Georgetown (5/16/23)  
 Doubles: 1, last vs. Georgetown (5/16/23)  
 Triples: N/A  
 Home runs: 1, last vs. UCF (5/13/23)  
 Total bases: 4, last vs. UCF (5/13/23)  
 RBI: 2, last vs. UCF (5/12/23)  
 Runs scored: 2, last at Houston (5/18/23)  
 Walks: 2, at Houston (5/18/23)  
 Hit by pitch: 1, last vs. UCF (5/12/23)  
 Struck out: 2, last at Houston (5/20/23)  
 Sac flies: N/A  
 At bats: 4, last at Houston (5/19/23)  
 Stolen bases: 1, last vs. Butler (3/26/23)  
 Putouts: 3, at Houston (5/18/23)  
 Assists: 11, vs. ECU (5/6/23)

- Recorded a career-high three hits to go along with an RBI and two runs scored in UC's 10-6 win vs. Georgetown
- Had a career-high 11 assists against ECU on May 6, which matches the most in a single game by a Division I player since the 2021 season
- Smashed his first career home run over the left field wall — a two-out, two-run shot — in UC's 9-8 comeback win over Wichita State (April 2)
- Made his first career start at second base in series finale at GSU (Feb. 19), going 2-for-4 with an RBI in the 6-4 win
- Made collegiate debut as defensive sub vs. Northwestern last season (3/5/22)
- Doubled in his first collegiate at-bat against Saint Joseph's (3/20/22)
- Played for Park Rangers last summer where he was selected as a CSL All-Star and named CSL's "Dynamic Duo" for turning 25+ double plays in just 29 games



CATCHER

## CAM SCHELER 5

CLASS: **RS-JUNIOR**  
 HOMETOWN: **LOUISVILLE, KY.**  
 HIGH SCHOOL: **ST. XAVIER**  
 R/R • 6-1 • 220

## CAREER HIGHS

Hits: 3, at UCF (5/19/22)  
 Doubles: 1, last vs. Wichita State (4/1/23)  
 Triples: N/A  
 Home runs: 1, last at ECU (4/16/23)  
 Total bases: 7, at UCF (5/19/22)  
 RBI: 5, at UCF (5/19/2022)  
 Runs scored: 3, at UCF (5/19/22)  
 Walks: 2, last vs. Miami (OH) (3/1/23)  
 Hit by pitch: 1, last vs. Miami (OH) (3/1/23)  
 Struck out: 3, last vs. Tulane (5/27/22)  
 Sac flies: N/A  
 At bats: 5, vs. Louisville (4/12/22)  
 Stolen bases: 1, last vs. UNA (3/5/23)  
 Putouts: 16, last vs. Miami (OH) (3/1/23)  
 Assists: 3, at Xavier (3/28/22)

- 2023 Team Captain
- Belted second homer of the year, a solo shot to center field, against ECU on April 16
- Finished 2-for-4 with a double and RBI in middle game versus Wichita State (April 1), and launched first homer of the season in series finale (April 2)
- Made season debut versus Miami (OH) on March 1
- Played 25 games, starting 17 at catcher in 2022, batting .186 with 5 home runs and 15 RBI
- Posted a .313 batting average and .813 slugging percentage in conference play with two home runs, two doubles and eight RBI
- Launched a ninth inning, pinch-hit, walk-off home run in his first at-bat of the season against Ohio State (3/2/22)



INFILDER

## MAX PALMIERI 6

CLASS: **RS-JUNIOR**  
 HOMETOWN: **MAINEVILLE, OHIO**  
 HIGH SCHOOL: **KINGS**  
 R/R • 5-9 • 181

## CAREER HIGHS

Hits: 5, vs. King (Tenn.) (2/19/20)  
 Doubles: 1, last at UCF (5/19/22)  
 Triples: N/A  
 Home runs: 1, last vs. Xavier (5/9/23)  
 Total bases: 5, vs. King (Tenn.) (2/19/20)  
 RBI: 3, vs. King (Tenn.) (2/19/20)  
 Runs scored: 4, vs. Carson-Newman (3/7/20)  
 Walks: 2, last vs. Indiana (4/20/22)  
 Hit by pitch: 1, last vs. Houston (4/10/22)  
 Struck out: 2, last at ECU (5/1/22)  
 Sac flies: N/A  
 At bats: 6, last vs. Wichita St (4/16/22)  
 Stolen bases: 2, at Winthrop (3/14/23)  
 Putouts: 7, vs. Kentucky State (3/11/20)  
 Assists: 7, vs. Kentucky State (3/11/20)

- In first game back since April 11, belted a solo home run to left field in UC's 8-7 win over Xavier on May 9
- Went 3-for-4 with one run scored and career-high two stolen bases in 3-1 win over Winthrop (March 14)
- Made season debut in game one at Wofford (March 10) where he went 2-for-4 with a home run, two RBI and two runs scored
- Played for Lincoln Memorial University in 2020, and Lincoln Trail Community College in 2021
- Played in 27 games and started in 16 in 2022 for the Bearcats; batting .196 with three doubles, two home runs and seven RBI in 56 at-bats last season
- Started 21 games at Lincoln Memorial in 2020; recorded a season-high 5 hits against King (Tenn.) (2/19/20)



INFIELDER

## LAUDEN BROOKS 8

CLASS: **SOPHOMORE**  
HOMETOWN: **CINCINNATI, OHIO**  
HIGH SCHOOL: **MCNICHOLAS**  
R/R • 5-10 • 190

### CAREER HIGHS

Hits: 2, last at USF (4/30/23)  
Doubles: 1, last vs. Miami (OH) (4/11/23)  
Triples: N/A  
Home runs: 1, last at USF (4/30/23)  
Total bases: 5, vs. UNA (3/5/23)  
RBI: 2, last at USF (4/30/23)  
Runs scored: 3, vs. Butler (3/26/23)  
Walks: 2, last vs. Tulane (4/23/23)  
Hit by pitch: 1, last at USF (4/29/23)  
Struck out: 3, at ECU (4/14/23)  
Sac flies: 1, vs. SFA (3/30/22)  
At bats: 4, last at USF (4/28/23)  
Stolen bases: 3, vs. Butler (3/26/23)  
Putouts: 6, vs. Princeton (3/18/23)  
Assists: 7, last at ECU (4/15/23)

- Finished 2-for-4 with his second homer of the season, a two-run shot to right center, in UC's 10-4 win over USF on April 30
- Went 2-for-3 with his first career triple and a career-high three stolen bases in UC's 13-3 win over Butler in the series finale
- Hit first career home run in 8-1 series finale win against North Alabama on March 5
- Went 2-for-2 with one RBI, two runs scored and two walks vs. Miami (OH) on March 1 - tying career highs in hits, walks and runs scored
- Made UC debut at Georgia State (Feb. 17-19) where he totaled two hits, two RBI and two walks in three starts
- Transfer from Texas Tech where he saw action in 12 games in 2022
- Comes from a family of Bearcats: Father Marc pitched at the University of Cincinnati (1984-1985), two older brothers also attended UC, says he "transferred home to UC to win championships"



INFIELDER

## KAMERON GUIDRY 9

CLASS: **RS-JUNIOR**  
HOMETOWN: **SNELLVILLE, GA.**  
HIGH SCHOOL: **REDAN**  
R/R • 5-11 • 179

### CAREER HIGHS

Hits: 3, vs. Miami (OH) (4/11/23)  
Doubles: 2, at UCF (5/19/22)  
Triples: 1, vs. North Florida (3/6/21)  
Home runs: 1, last at Houston (5/19/23)  
Total bases: 6, last vs. Tulane (4/21/23)  
RBI: 4, last vs. Tulane (4/21/23)  
Runs scored: 3, at Houston (5/19/23)  
Walks: 3, last vs. Georgetown (5/16/23)  
Hit by pitch: 2, vs. Miami (OH) (3/1/23)  
Struck out: 4, at Georgia State (2/17/23)  
Sac flies: 1, last at Houston (5/20/23)  
At bats: 6, at Xavier (3/22/23)  
Stolen bases: 1, last vs. Indiana (4/19/23)  
Putouts: 4, last at Florida (2/24/23)  
Assists: 8, vs. Tulane (5/24/22)

- Leads the team in multi-RBI games (11) and is second in RBI (37)
- Smashed three-run home run in the 10th to lift UC to a 7-5 walk-off win over Miami (OH) on April 11
- Earned a spot on the AAC weekly honor roll on March 27 after batting .316 (6-for-19) with a grand slam, 10 RBI and seven runs scored in five games played
- Launched his first career grand slam, ripped left field in the first inning, as UC downed rival Xavier, 19-6, on March 22
- Delivered a two-out, two-run single to left field in the top of the eighth to break the late-inning tie and give UC the 6-4 series finale win at Georgia State (Feb. 19)
- Played in 26 games, started 20 in 2022, batting .257 with 3 doubles, 4 home runs and 13 RBI in 70 at-bats
- Played two seasons at Georgia (2021, 202) where he appeared in 18 games in 2021



OUTFIELDER

## COLE HARTING 10

CLASS: **JUNIOR**  
HOMETOWN: **WEST CHESTER, OHIO**  
HIGH SCHOOL: **MASON**  
R/R • 5-11 • 203

### CAREER HIGHS

Hits: 6, at Xavier (3/20/21)  
Doubles: 2, last at UCF (5/19/22)  
Triples: 1, last at Houston (5/20/23)  
Home runs: 2, last vs. Northern Kentucky (5/11/22)  
Total bases: 13, at Xavier (3/20/21)  
RBI: 5, last vs. Houston (4/9/2022)  
Runs scored: 4, at Xavier (3/20/21)  
Walks: 3, last vs. Wichita State (4/1/23)  
Hit by pitch: 1, last vs. UCF (5/14/23)  
Struck out: 4, last vs. Miami (OH) (3/1/2023)  
Sac flies: 1, last at UCF (5/19/22)  
At bats: 7, at Wichita State (4/14/22)  
Stolen bases: 2, last at Wichita State (4/15/22)  
Putouts: 9, at Tulane (5/8/2022)  
Assists: 1, last at ECU (4/15/23)

- 2023 Team Captain
- Recorded his 150th career hit on April 15 against ECU
- Notched his 100th career RBI with a two-run walk-off single in Cincinnati's 9-8 comeback victory over Wichita State (April 2)
- Finished 2-for-5 with a three-run home run in UC's 19-6 win over rival Xavier on March 22
- Earned No. 5 prospect ranking for the upcoming 2023 MLB Draft by D1Baseball in their AAC preview
- Started in all 54 of his games played in 2022, batting .313 with 9 doubles, 2 triples, 9 home runs and 47 RBI and scored a team-high 53 runs
- Last season, launched a two-run, walk-off home run against Northwestern (3/5/22) and hit first career grand slam at home vs. Houston (4/9/22)
- Three-time AAC weekly honor roll selection in 2022 and was named AAC Player of the Week in 2021

## HITTER NOTES



RHP/INFIELDER/OUTFIELDER

## LANDYN VIDOUREK 14

CLASS: **FRESHMAN**  
HOMETOWN: **HAMILTON, OHIO**  
HIGH SCHOOL: **BADIN**  
L/R • 6-2 • 180

## CAREER HIGHS

Hits: 3, vs. Wichita State (4/2/23)  
Doubles: 1, vs. UNA (3/4/23)  
Triples: 1, vs. Wichita State (4/2/23)  
Home runs: 1, last vs. ECU (5/6/23)  
Total bases: 5, last vs. Wichita State (4/4/23)  
RBI: 5, vs. UNA (3/4/23)  
Runs scored: 3, last vs. Wichita State (4/2/23)  
Walks: 3, at Florida (2/26/23)  
Hit by pitch: 1, vs. Miami (OH) (3/1/23)  
Struck out: 3, last at USF (4/28/23)  
Sac flies: N/A  
At bats: 5, last vs. Butler (3/26/23)  
Stolen bases: 1, last at ECU (4/16/23)  
Putouts: 7, at Winthrop (3/15/23)  
Assists: 1, at ECU (4/15/23)

- Hit his second home run, a two-run shot to right field, in UC's 9-7 extra-inning win over USF on April 28
- Smashed a two-run home run to right field in UC's 13-3 run-rule win over Butler in the series finale
- Belted his first career home run against Winthrop on March 15, going 2-for-5 with seven putouts
- Finished 2-for-5 with a personal-best five RBI in a 9-8 win against UNA on March 4 (game two)
- Went 2-for-3 with an RBI single and walk in middle game of series at No. 7 Florida (Feb. 25); drew three walks in series finale (Feb. 26)
- Made his collegiate debut in series finale at Georgia State (Feb. 19) where he registered his first collegiate hit
- Starred at Badin High School in Hamilton, Ohio where he was a starting pitcher in baseball and starting quarterback in football



CATCHER

## KORY KLINGENBECK 15

CLASS: **RS-SOPHOMORE**  
HOMETOWN: **CINCINNATI, OHIO**  
HIGH SCHOOL: **ELDER**  
S/R • 5-10 • 205

## CAREER HIGHS

Hits: 1, last at Xavier (3/22/23)  
Doubles: 1, last at USC Upstate (3/16/23)  
Triples: N/A  
Home runs: 1, at Xavier (3/22/23)  
Total bases: 4, at Xavier (3/22/23)  
RBI: 4, at Xavier (3/22/23)  
Runs scored: 2, at Xavier (3/22/23)  
Walks: 1, last vs. Indiana (4/19/23)  
Hit by pitch: 1, last vs. UNA (3/4/23)  
Struck out: 4, at Georgia State (2/19/23)  
Sac flies: N/A  
At bats: 5, at Georgia State (2/19/23)  
Stolen bases: N/A  
Putouts: 13, vs. Butler (3/26/23)  
Assists: 4, vs. Indiana (4/19/23)

- Cleared the bases with his first career grand slam, ripped to right center, in UC's 19-6 win over rival Xavier on March 22
- Went 1-for-3 with an RBI and walk at USC Upstate (March 16) where he notched his third double of the season in the eighth inning
- Made his UC debut at Georgia State (Feb. 17-19) with two starts at catcher, recording a hit in each of the contests
- Transfer from Walters State Community College where he exploded for 14 home runs and 48 RBI in 2022
- Batted .306 with a slugging percentage of .736 in 49 games of action and had a .997 fielding percentage with 33 defensive assists on the season
- Local product who starred at Elder High School in Cincinnati



OUTFIELDER

## MARCUS SMITH 16

CLASS: **FRESHMAN**  
HOMETOWN: **HARLEM, N.Y.**  
HIGH SCHOOL: **P27 ACADEMY**  
R/R • 6-0 • 191

## CAREER HIGHS

Hits:  
Doubles:  
Triples:  
Home runs:  
Total bases:  
RBI:  
Runs scored:  
Walks:  
Hit by pitch:  
Struck out:  
Sac flies:  
At bats:  
Stolen bases:  
Putouts:  
Assists:

- Came in at No. 15 in D1Baseball's top impact freshman in their organization's AAC preview



OUTFIELDER

## JOSH HEGEMANN 22

CLASS: JUNIOR  
HOMETOWN: LIBERTY TOWNSHIP, OHIO  
HIGH SCHOOL: BADIN  
L/L • 6-0 • 173

### CAREER HIGHS

Hits: 4, at USF (4/29/23)  
Doubles: 1, vs. Butler (3/26/23)  
Triples: 1, vs. ECU (5/5/23)  
Home runs: N/A  
Total bases: 3, vs. Butler (3/26/23)  
RBI: 3, vs. Butler (3/26/23)  
Runs scored: 2, last at Houston (5/18/23)  
Walks: 4, vs. Butler (3/26/23)  
Hit by pitch: 1, last vs. UCF (5/14/23)  
Struck out: 3, at Xavier (3/30/22)  
Sac flies: 1, vs. Georgetown (5/16/23)  
At bats: 5, last vs. ECU (5/7/23)  
Stolen bases: 2, at Memphis (4/8/23)  
Putouts: 6, vs. ECU (5/7/23)  
Assists: 1, last at Houston (5/19/23)

- Perfect 4-for-4 with a walk and one run scored against USF on April 30 - first four-hit performance of the season by a Bearcat and first since April 2, 2022
- Batted .875 (7-for-8) with an .889 on-base percentage in two games played against USF
- Against Butler, drove in a career-high three runs in the middle game and drew a career-high four walks in the series finale
- Finished 2-for-2 with a run scored, a walk and a stolen base versus Princeton (March 18)
- Notched first multi-RBI game with two RBI while going 2-for-4 at the plate against Miami (OH) on March 1
- Made two starts during opening weekend, including a two-walk, one-run scored outing in 6-4 series finale win at GSU (Feb. 19)
- Appeared in 18 games in 2022, where he scored four runs, drew four walks and picked up two RBI & played in 17 games with three at-bats as a freshman in 2021



INFILDER

## KYLE SCHUPMANN 23

CLASS: FRESHMAN  
HOMETOWN: GENEVA, ILL.  
HIGH SCHOOL: LUTHER PREP  
R/R • 6-1 • 191

### CAREER HIGHS

Hits: 2, at Florida (2/26/23)  
Doubles: 1, last vs. UCF (5/12/23)  
Triples: N/A  
Home runs: 1, last at Houston (5/20/23)  
Total bases: 5, at Florida (2/26/23)  
RBI: 3, last at Houston (5/20/23)  
Runs scored: 2, last at Xavier (3/22/23)  
Walks: 3, vs. UNA (3/4/23)  
Hit by pitch: 2, at Georgia State (2/18/23)  
Struck out: 2, last vs. Wichita State (4/1/23)  
Sac flies: 1, vs. Louisville (3/28/23)  
At bats: 5, at Florida (2/26/23)  
Stolen bases: 1, last at Xavier (3/22/23)  
Putouts: 5, vs. Wichita State (4/2/23)  
Assists: 5, vs. Wichita State (4/1/23)

- Hit a three-run homer in regular season finale against Houston on May 20
- Belted his second career home run, a solo shot to left field, against Marshall on March 21
- Went 2-for-5 with his first career home run and 3 RBI in series finale at No. 7 Florida (Feb. 26)
- Made collegiate debut at third base in first-ever collegiate game at Georgia State (Feb. 17)
- Came in at No. 25 in DIBaseball's top impact freshman in their organization's AAC preview
- Named All-State his senior year and was a three-time First Team All-Conference selection (covid canceled 2020 season) at Luther Prep



INFILDER

## RYAN NICHOLSON 25

CLASS: RS-JUNIOR  
HOMETOWN: LOUISVILLE, KY.  
HIGH SCHOOL: ST. XAVIER  
L/L • 6-4 • 229

### CAREER HIGHS

Hits: 3, last vs. UCF (5/14/23)  
Doubles: 2, last vs. UCF (5/14/23)  
Triples: 1, last at USF (4/29/23)  
Home runs: 1, last at Houston (5/20/23)  
Total bases: 7, last at Florida (2/24/23)  
RBI: 4, last at Houston (5/18/23)  
Runs scored: 3, last vs. Butler (3/25/23)  
Walks: 3, last at Wofford (3/10/23)  
Hit by pitch: 1, vs. East Carolina (5/26/22)  
Struck out: 3, last vs. Tulane (4/23/23)  
Sac flies: 2, vs. Western Michigan (3/13/21)  
At bats: 6, last at USF (4/28/23)  
Stolen bases: 1, last at Houston (5/20/23)  
Putouts: 16, at Wichita State (4/16/22)  
Assists: 3, last vs. ECU (5/6/23)

- Leads the club in hits (62), home runs (15), doubles (15), RBI (39) and multi-hit games (19)
- Claimed spot on final AAC weekly honor roll after hitting three homers in a series at Houston, including his first career grand slam
- Named AAC Player of the Week on May 1 after recording two homers, one triple, seven RBI and five runs scored in UC's three-game sweep of USF
- Went 3-for-4 vs. Princeton (March 17) with a career-high two doubles that each drove in a run
- Collected second AAC weekly honor roll recognition on March 13 after batting .400 (4-for-10) with a home run, three walks and three runs scored in three games
- Earned a spot on first AAC weekly honor roll of the season (Feb. 20), batting .462 (6-for-13) with a home run, two RBI, four runs scored and two walks at GSU
- Preseason All-American Athletic Conference selection after being named Second Team All-AAC in 2022, batting .277 with 12 doubles, 12 home runs and 40 RBI
- Was second on the team in doubles (12), home runs (12) and slugging percentage (.529), third in RBI (40) and fifth in hits (53) and runs (41) in 2022
- Has played in 164 career games for the Bearcats, recording 113 career RBI, 112 runs scored, 32 home runs and 31 doubles



## HITTER NOTES



RHP/INFIELDER/OUTFIELDER

## GRIFFIN HUGUS 28

CLASS: **FRESHMAN**  
HOMETOWN: **WELLINGTON, FLA.**  
HIGH SCHOOL: **CARDINAL NEWMAN**  
S/R • 6-2 • 184

## CAREER HIGHS

Hits: 3, last vs. UCF (5/12/23)  
Doubles: 2, vs. Miami (OH) (4/11/23)  
Triples: 1, vs. UCF (5/12/23)  
Home runs: 1, last vs. UNA (3/5/23)  
Total bases: 5, last vs. UCF (5/12/23)  
RBI: 3, last at Houston (5/18/23)  
Runs scored: 2, last vs. Butler (3/26/23)  
Walks: 2, vs. Miami (OH) (3/1/23)  
Hit by pitch: 1, last at USF (4/30/23)  
Struck out: 4, vs. Tulane (4/22/23)  
Sac flies: N/A  
At bats: 5, last at USF (4/28/23)  
Stolen bases: 2, last at USF (4/28/23)  
Putouts: 6, vs. Xavier (5/9/23)  
Assists: 6, vs. Tulane (4/22/23)

Innings Pitched: 5.0, at Memphis (4/6/23)  
Walks allowed: 5, at ECU (4/14/23)  
Strikeouts: 6, at Memphis (4/6/23)  
Batters faced: 21, at Memphis (4/6/23)

- Finished 3-for-4 with three RBI, two runs scored, a double and a triple in UC's 13-3 win over UCF on May 12
- Made first career start at 1B in win against Xavier (May 9), then went to SS where completed the 9-6-2 game-saving play in the ninth before ending the game on the mound for his second save of the season
- Batted .500 (7-for-14) in UC's three-game sweep of USF with three runs scored, an RBI and two stolen bases
- Finished 3-for-4 with a career-high two doubles to go along with a stolen base and one run scored in UC's 7-5 walk-off win over Miami (OH) on April 11
- Named to AAC weekly honor roll on April 10 after earning first career win in first collegiate start in 6-2 win over Memphis (April 6) / 5.0 IP, 3 H, 1 R, 2 BB, 6 SO
- Picked up his first career save in series finale at GSU (Feb. 19) where he also went 2-for-4 at the plate with his first career home run - a two-run shot
- Made collegiate debut, coming in as a relief pitcher, in first-ever collegiate game at Georgia State (Feb. 17)



OUTFIELDER

## CJ DEAN 30

CLASS: **RS-FRESHMAN**  
HOMETOWN: **COLUMBUS, OHIO**  
HIGH SCHOOL: **CENTENNIAL**  
R/R • 6-0 • 196

## CAREER HIGHS

Hits: 2, vs. UNA (3/5/23)  
Doubles: 1, at Houston (5/20/23)  
Triples: N/A  
Home runs: 1, vs. UNA (3/4/23)  
Total bases: 5, vs. UNA (3/5/23)  
RBI: 2, vs. UNA (3/4/23)  
Runs scored: 1, last vs. Indiana (4/19/23)  
Walks: 1, last vs. Georgetown (5/16/23)  
Hit by pitch: 1, last at Houston (5/20/23)  
Struck out: 2, last vs. UCF (5/12/23)  
Sac flies: N/A  
At bats: 3, last vs. Tulane (4/21/23)  
Stolen bases: 2, vs. Tulane (4/21/23)  
Putouts: 4, last at Houston (5/20/23)  
Assists: 1, last vs. Indiana (4/19/23)

- Finished 2-for-4 with an RBI in UC's 9-8 win over Xavier (May 9) - made the game-saving 9-6-2 in the top of the ninth as the tying run was called out at home
- Came in late against Indiana (April 19), going 1-for-2 with an RBI and run scored
- Went 2-for-3 in 9-0 win over UNA on March 4 (game one) with his first career home run - a two-run shot to left field
- Made UC debut in game one of series at Georgia State (Feb. 17) and picked up his first collegiate hit in game three
- Played at Centennial High School in Columbus, Ohio where he was a two-sport All-District award winner in football and baseball
- Father played baseball at Ohio Dominican; sister Alyssa played basketball at Memphis



LEFT-HANDED PITCHER/UTL

## TOMMY O'CONNOR 44

CLASS: **SOPHOMORE**  
HOMETOWN: **MARTINSVILLE, IND.**  
HIGH SCHOOL: **MOORESVILLE**  
L/L • 6-4 • 222

## CAREER HIGHS

Hits: 3, vs. Tulane (4/23/23)  
Doubles: 1, last at USF (4/30/23)  
Triples: 1, last vs. UCF (5/13/23)  
Home runs: 1, last at Houston (5/19/23)  
Total bases: 7, vs. Tulane (4/23/23)  
RBI: 5, vs. Tulane (4/23/23)  
Runs scored: 2, last vs. UCF (5/12/23)  
Walks: 3, vs. UNA (3/4/23)  
Hit by pitch: 1, vs. Georgetown (5/16/23)  
Struck out: 4, at Houston (5/19/23)  
Sac flies: N/A  
At bats: 5, at Houston (5/19/23)  
Stolen bases: 1, last at USF (4/30/23)  
Putouts: 3, last vs. UCF (5/14/23)  
Assists: 1, last vs. ECU (5/5/23)

Innings Pitched: 4.0, at Memphis (4/8/23)  
Walks allowed: 5, vs. Indiana (4/19/23)  
Strikeouts: 5, vs. Tulane (5/27/22)  
Batters faced: 17, at Memphis (4/8/23)

- Had a .360 average (18-for-50) in conference play with a .900 slugging percentage and .508 on-base percentage - hit seven homers in 14 AAC games
- Hit his fifth home run of the season, a two-run shot that went 468 feet over the right field wall at 114 mph off the bat, against ECU on May 5
- Went 3-for-4 with a three-run home run, a double, two runs scored, a walk and a stolen base in UC's 12-1 win over Tulane on April 23
- Batted .357 (5-for-14) with five RBI in four starts from April 10-16, recording home runs in back-to-back games against Miami (OH) and ECU
- Belted first career home run - a three-run shot 418 feet over the right field wall - in UC's 7-5 walk-off win over Miami (OH) on April 11; made first-ever start in LF
- Went a career-long 4.0 innings, allowing just one run on three hits in his second start of the season as UC defeated Memphis, 5-3, on April 8
- Earned No. 16 prospect ranking for the 2024 MLB Draft by DiBaseball in their AAC preview
- Appeared in four games for the Bearcats in 2022, pitching 6.1 innings all in relief... Made collegiate debut at Louisville (4/12/22)



LEFT-HANDED PITCHER

## CONNER LINN II

CLASS: **JUNIOR**  
 HOMETOWN: **KOKOMO, IND.**  
 HIGH SCHOOL: **WESTERN**  
 L/L • 6-3 • 217

### CAREER HIGHS

Innings Pitched: 7, vs. ECU (4/30/22)  
 Walks allowed: 3, vs. Northwestern (3/05/22)  
 Strikeouts: 6, vs. Tulane (5/07/22)  
 Batters faced: 28, vs. ECU (4/30/22)  
 Field chances: 3, vs. ECU (4/01/22)  
 Putouts: 1, vs. South Florida (4/23/22)  
 Assists: 3, vs. ECU (4/01/22)

- Made his first start of the season in the series finale against Butler (March 26), working one inning in his season debut
- Earned No. 19 prospect ranking for the 2024 MLB Draft by D1Baseball in their AAC preview
- Named Second Team All-AAC in 2022
- Finished the 2022 season with a 4-2 record and a 4.07 ERA
- Pitched at least six innings in five of his 10 starts last year
- Was first on the team in ERA (4.07), third in starts (10) and fourth in innings pitched (48.2) and strikeouts (38)



RIGHT-HANDED PITCHER

## NICK MCCLANAHAN 13

CLASS: **GRADUATE**  
 HOMETOWN: **UNION, KY.**  
 HIGH SCHOOL: **RYLE**  
 R/R • 6-2 • 164

### CAREER HIGHS

Innings Pitched: 8.0, vs. Anderson (5/12/22)  
 Walks allowed: 5, vs. Anderson (5/12/22)  
 Strikeouts: 15, vs. Mt. St Josephs (4/23/22)  
 Batters faced: 34, vs. Anderson (5/12/22)  
 Field chances: 5, vs. Manchester (4/16/22)  
 Putouts: 2, vs. Transylvania (4/30/22)  
 Assists: 3, vs. Manchester (4/16/22)

- Tossed a season-long 3.0 innings, allowing just one run on two hits with two strikeouts against UCF on May 13
- Went 2.0 innings with three strikeouts in UC's 9-8 win over North Alabama on March 4
- Made UC debut in game one of series at Georgia State (Feb. 17) where he went one shutout inning, striking out one and walking three
- Transfer from Franklin where he appeared in 12 games with 12 starts with a 6-0 record last season
- Totaled 87 strikeouts in 70.2 innings pitched in 2022... struck out a career-high 15 batters against Mt. St. Joseph on April 23, 2022
- Appeared in 13 games with 10 starts with a record of 6-1, 55.1 innings pitched and 65 strikeouts as a junior in 2021
- Posted 157 strikeouts in his four-year career at Franklin



RIGHT-HANDED PITCHER

## MAX BERGMANN 18

CLASS: **JUNIOR**  
 HOMETOWN: **GEORGETOWN, IND.**  
 HIGH SCHOOL: **ST. XAVIER**  
 R/R • 6-3 • 195

### CAREER HIGHS

Innings Pitched: 5.1, vs. Houston (4/8/22)  
 Walks allowed: 3, last at East Carolina (4/3/21)  
 Strikeouts: 8, vs. Houston (4/8/22)  
 Batters faced: 22, last vs. East Carolina (5/14/21)  
 Field chances: 2, last at East Carolina (5/1/22)  
 Putouts: N/A  
 Assists: 2, last vs. ECU (5/1/22)

- Has 98 strikeouts in his career
- Earned his first save of the year, fourth of his career, in series opener against USF (April 28); retired the side in order with two strikeouts in bottom of the 10th
- Struck out a season-high six batters in four innings in relief at Wofford on March 10
- Tossed a scoreless ninth inning with a strikeout in UC's 10-5 win over ECU on March 8
- Pitched 51.2 innings in 22 appearances out of the Cincinnati bullpen in 2022 where he recorded a 7.14 ERA with 45 strikeouts and only 17 walks
- Appeared in 16 games and pitched 28.2 innings in 2021
- Played for St. Xavier High School in Louisville where he threw a no-hitter as a junior in the district championship resulting in a win

## BULLPEN NOTES



RIGHT-HANDED PITCHER

## JACKSON MURPHY 20

CLASS: **RS-SENIOR**  
 HOMETOWN: **CINCINNATI, OHIO**  
 HIGH SCHOOL: **IMG ACADEMY**  
 R/R • 6-2 • 238

## CAREER HIGHS

Innings Pitched: 4.0, at Houston (5/19/23)  
 Walks allowed: 4, vs. Saint Louis (3/27/21)  
 Strikeouts: 4, last at Houston (5/19/23)  
 Batters faced: 15, at Houston (5/19/23)  
 Field chances: 2, last at Memphis (4/8/23)  
 Putouts: 1, last at Memphis (4/8/23)  
 Assists: 2, last vs. North Alabama (3/4/23)

- Seven strikeouts from 100 in his career and is ninth all-time at UC in career appearances with 75
- Had a career outing at Houston on May 19, tossing a career-long 4.0 innings with a career-high-tying four strikeouts
- Earned his first career save in UC's 12-9 win over Tulane (April 21) - with two runners on with one out, he came out of the bullpen and retired the next two batters
- Tied for first on the team in wins (3), most recently picking up the victory in 1.2 shutout innings against Memphis on April 8
- Earned the win in 2.2 innings of relief work in UC's 2-1 walk-off win against UNA in game three of series on March 5
- Appeared in a team-high 23 games, all out of the bullpen, in 2022, holding a 6.21 ERA with a 3-2 record, notching 25 strikeouts in 29.0 IP
- Father, Shenan, played baseball at UC and older brother, Cole, played baseball at UC from 2016-2019



RIGHT-HANDED PITCHER

## SHAWN PARNELL 21

CLASS: **FRESHMAN**  
 HOMETOWN: **AKRON, OHIO**  
 HIGH SCHOOL: **ARCHBISHOP HOBAN**  
 S/R • 5-10 • 193

## CAREER HIGHS

Innings Pitched:  
 Walks allowed:  
 Strikeouts:  
 Batters faced:  
 Field chances:  
 Putouts:  
 Assists:

- Attended Archbishop Hoban in Akron, Ohio where he was a four-year varsity letterwinner in baseball and football
- Was a pitcher and shortstop in baseball; safety and receiver in football
- Two-time state champion in football, won state championship in baseball his junior year
- Has long list of relatives who played collegiate and professional sports, including dad, Renard, who played football at Kent State



LEFT-HANDED PITCHER

## CHASE HORST 26

CLASS: **FRESHMAN**  
 HOMETOWN: **LITITZ, PA.**  
 HIGH SCHOOL: **P27 ACADEMY**  
 L/L • 5-11 • 186

## CAREER HIGHS

Innings Pitched: 5.2, at Wofford (3/11/23)  
 Walks allowed: 4, vs. Princeton (3/17/23)  
 Strikeouts: 7, vs. Butler (3/26/23)  
 Batters faced: 26, at Wofford (3/11/23)  
 Field chances: 2, last vs. Tulane (4/21/23)  
 Putouts: 1, last at Houston (5/18/23)  
 Assists: 2, last vs. Tulane (4/21/23)

- Pitched to a 1.69 ERA in two outings against USF; earned the win in series finale, allowing one unearned run on three hits with three strikeouts and zero walks
- Earned the win in 2.1 shutout innings in relief against Tulane in the opener; went 3.0 scoreless innings in relief in series finale win against the Green Wave
- Struck out a career-high seven batters over five innings in middle game against Butler on March 26
- Provided a solid start where he worked 5.2 innings and allowed two runs on six hits while striking out three batters with two walks at Wofford on March 10
- Earned his first career win in series finale vs. UNA on March 5; allowed one run on two hits and struck out three batters in five innings of work
- Worked four innings in his Bearcat debut in game two of series at GSU (Feb. 18), allowed one run on two hits and struck out five batters with three walks
- Came in at No. 22 in DIBaseball's top impact freshman in their organization's AAC preview



LEFT-HANDED PITCHER

## ANDREW NEFF 27

CLASS: **SOPHOMORE**  
HOMETOWN: **MARTINSVILLE, IND.**  
HIGH SCHOOL: **MOORESVILLE**  
R/L • 5-11 • 211

### CAREER HIGHS

Innings Pitched: 1.1, vs. UCF (5/19/22)  
Walks allowed: 1, last vs. UCF (5/19/22)  
Strikeouts: 2, vs. FGCU (2/20/22)  
Batters faced: 7, last vs. Indiana (4/20/22)  
Field chances: 2, last vs. Indiana (4/20/22)  
Putouts: N/A  
Assists: 2, vs. Indiana (4/20/22)

- Pitched in four games, all out of the Cincinnati bullpen, in 2022
- Held a 6.23 ERA with four strikeouts in 4.1 IP
- Struck out two batters in collegiate debut at FGCU (2/20/22)
- Father, Bert, played baseball at Indiana and Louisville



LEFT-HANDED PITCHER

## CARTER EARLS 29

CLASS: **SOPHOMORE**  
HOMETOWN: **MIDDLETOWN, OHIO**  
HIGH SCHOOL: **BISHOP FENWICK**  
L/L • 6-4 • 218

### CAREER HIGHS

Innings Pitched: 2.1, last vs. Indiana (4/20/22)  
Walks allowed: 3, vs. Indiana (4/20/22)  
Strikeouts: 3, vs. Louisville (4/12/22)  
Batters faced: 13, vs. Indiana (4/20/22)  
Field chances: 2, vs. Indiana (4/20/22)  
Putouts: N/A  
Assists: 1, vs. Indiana (4/20/22)

- Made season debut in series finale win against UNA on March 5
- Started three games for the Bearcats in four total appearances in 2022
- Student Body President his senior year at Bishop Fenwick where he earned all-league honors in baseball, football and basketball
- Plans to major in finance, earn MBA and go to law school



RIGHT-HANDED PITCHER

## MITCH WHITE 31

CLASS: **SENIOR**  
HOMETOWN: **LIVONIA, MICH.**  
HIGH SCHOOL: **CHURCHILL**  
R/R • 6-1 • 186

### CAREER HIGHS

Innings Pitched: 4.1, vs. ECU (5/7/23)  
Walks allowed: 2, last vs. UCF (5/14/23)  
Strikeouts: 3, last vs. ECU (5/7/23)  
Batters faced: 13, vs. ECU (5/7/23)  
Field chances: 1, last at Memphis (4/8/23)  
Putouts: 1, at Memphis (4/8/23)  
Assists: N/A

- Retired all 13 batters he faced in a career-long 4.1 innings in relief against ECU on May 7; struck out 3 batters, forced 3 fly outs and induced 7 ground outs
- Came out of the bullpen in the eighth and pitched 1.2 scoreless innings to earn his first win of the season in UC's 9-8 comeback win over Wichita State (April 2)
- Pitched the final two innings and struck out a pair to earn his second save of the season in UC's 3-1 win over Winthrop (March 14)
- Picked up first career save in a 9-8 win over UNA on March 4; entered the game in the ninth and struck out a pair
- Earned No. 18 prospect ranking for the upcoming 2023 MLB Draft by DIBaseball in their AAC preview
- Transfer from Abilene Christian where he pitched 7.1 total innings on the mound in 2022
- Before that, played one season for Lansing Community College where he was named to the 2021 MCCA All-Eastern Conference Second Team
- Surpassed 100 strikeouts in his career in series opener against Wichita State on March 31 (79 Lansing CC + 9 ACU + 24 UC)



## BULLPEN NOTES



RIGHT-HANDED PITCHER

## DYLAN BROSKY 32

CLASS: **GRADUATE**  
 HOMETOWN: **EAST MILLSBORO, PA.**  
 HIGH SCHOOL: **BROWNSVILLE**  
 R/R • 6-1 • 215

## CAREER HIGHS

Innings Pitched: 7.2, vs. Shepherd (3/7/20)  
 Walks allowed: 5, at Georgia State (2/18/23)  
 Strikeouts: 13, last vs. Alderson Broaddus (3/11/22)  
 Batters faced: 29, last vs. Slippery Rock (4/2/22)  
 Field chances: 3, last vs. Slippery Rock (4/2/22)  
 Putouts: 2, last vs. Walsh (3/4/22)  
 Assists: 2, last vs. Millersville (5/11/22)

- Surpassed 200 career strikeouts and earned his third win of the season in six quality innings against Georgetown on May 16
- Earned second win of the season against Butler on March 26, going 3.2 innings with only two runs on four hits
- Pitched a 7-inning complete-game shutout in 9-0 win over UNA (March 4) with two hits, one walk and seven strikeouts to earn AAC Pitcher of the Week honors
- Made his UC debut in game three of series at Georgia State (Feb. 18), throwing 3.1 innings with three strikeouts and five walks
- Named NCBWA Second-Team All-Region, D2CCA Second-Team All-Region and All-PSAC West First-Team in 2022
- Appeared in 12 games with 11 starts and finished with an 8-3 record and a 2.39 ERA in 64.0 innings pitched with 69 strikeouts last year
- Led team in wins, ERA, innings pitched, strikeouts, opponents' batting average (.196) and starts in 2022



RIGHT-HANDED PITCHER

## CHASE HOPEWELL 33

CLASS: **RS-JUNIOR**  
 HOMETOWN: **HAMILTON, OHIO**  
 HIGH SCHOOL: **BADIN**  
 R/R • 6-4 • 201

## CAREER HIGHS

Innings Pitched: 6.0, last vs. Princeton (3/18/23)  
 Walks allowed: 6, vs. Malone (3/14/21)  
 Strikeouts: 7, at Hillsdale (5/8/21)  
 Batters faced: 28, at Hillsdale (5/8/21)  
 Field chances: 4, at Georgia State (2/19/23)  
 Putouts: 1, last at USF (4/29/23)  
 Assists: 3, last at Georgia State (2/19/23)

- Eclipsed 100 career strikeouts while picking up his second win of the season in middle game at USF (April 29) with a line of 5.0 IP, 4 H, 3 R, 2 BB, 5 SO
- Picked up his first win as a Bearcat in the series opener vs. Butler, allowing three runs on seven hits and striking out five batters with two walks over five innings
- Tossed 5.1 innings in game three of series vs. UNA (March 5), allowing just one run on five hits and striking out four batters
- Went four innings and struck out four batters in his first career start for the Bearcats in series finale win at Georgia State (Feb. 19)
- Pitched in 13 games, all out of the bullpen, in 2022, striking out 11 batters in 13.1 IP with an 0-1 record
- Played two seasons at DII Findlay (2020, 2021) where he appeared in 12 games and struck out 47 batters
- Was a lights-out reliever for the 2022 Champion Hamilton Joes this past summer... posted a 0.50 ERA in 36.1 innings pitched, earning a 1-0 record with four saves



RIGHT-HANDED PITCHER

## TOMMY BOBA 34

CLASS: **FRESHMAN**  
 HOMETOWN: **WHEATON, ILL.**  
 HIGH SCHOOL: **WHEATON WARRENVILLE SOUTH**  
 R/R • 6-2 • 207

## CAREER HIGHS

Innings Pitched: 5.2, at Winthrop (3/15/23)  
 Walks allowed: 3, at EKU (3/8/23)  
 Strikeouts: 9, vs. Miami (OH) (4/11/23)  
 Batters faced: 24, at Winthrop (3/15/23)  
 Field chances: 2, at Houston (5/20/23)  
 Putouts: 1, vs. Tulane (4/23/23)  
 Assists: 2, at Houston (5/20/23)

- Struck out a career-high nine batters in five shutout innings of one-hit ball in UC's 7-5 win over Miami (OH) on April 11 - most by a Bearcat in 2023
- Earned his first collegiate win at Xavier on March 22; allowed three runs on six hits and struck out four batters with two walks over five innings
- Made his first career start against Eastern Kentucky (March 8) and collegiate debut at No. 7 Florida (Feb. 26)
- Attended Wheaton Warrenville South High School where he was a three-year varsity letterwinner
- Was a part of a combined no-hitter as a junior; threw a perfect game and two one-hitters his senior season
- Relative Lou Agase was a tight end at the University of Illinois from 1944-47... Relative Alex Agase played football for Illinois (1941-42, 1946-47) and Purdue (1943) and later played in the AAFC and NFL... Relative Herbert Agase pitched for the University of Illinois from 1949-51 and Philadelphia Phillies from 1951-1953



RIGHT-HANDED PITCHER

## GARRETT HARKER 35

CLASS: **SOPHOMORE**  
 HOMETOWN: **LEBANON, IND.**  
 HIGH SCHOOL: **LEBANON SENIOR**  
 R/R • 6-0 • 185

### CAREER HIGHS

Innings Pitched: 6.2, vs. Northwestern (3/5/22)  
 Walks allowed: 5, at FGCU (2/19/23)  
 Strikeouts: 7, at Georgia State (2/17/23)  
 Batters faced: 27, last vs. USC Upstate (3/14/22)  
 Field chances: 2, last at USF (4/28/23)  
 Putouts: 1, last vs. UCF (5/12/23)  
 Assists: 2, last at USF (4/28/23)

- 2023 Captain... Earned first win of the season in series opener against UCF (May 12), allowing three runs on four hits with five strikeouts in five innings
- Made his first career Friday start at Georgia State (Feb. 17), allowing only one run on five hits, and striking out a career-high seven with three walks in five innings
- Earned No. 23 prospect ranking for the upcoming 2023 MLB Draft by D1Baseball in their AAC preview
- Boasted a 4-3 record and struck out 38 batters over 48.1 innings pitched in 2022
- Earned AAC Pitcher of the Week honors following a six-inning, one-hit, scoreless relief outing at Wichita State on April 15, 2022
- Comes from a family of athletes: mother played basketball at Indiana State; sister Kalyn played softball at Southern Illinois; sister Tori played volleyball at Indiana University East; brother Isaac is a professional quarterback for the Saskatchewan Roughriders of the CFL



RIGHT-HANDED PITCHER

## ZACH SEGAL 43

CLASS: **RS-JUNIOR**  
 HOMETOWN: **LOVELAND, OHIO**  
 HIGH SCHOOL: **LOVELAND**  
 R/R • 6-0 • 193

### CAREER HIGHS

Innings Pitched: 8.0, last at Houston (5/7/21)  
 Walks allowed: 5, vs. Saint Joseph's (3/19/22)  
 Strikeouts: 7, vs. Northwestern (3/4/22)  
 Batters faced: 33, at Memphis (4/16/22)  
 Field chances: 3, at East Carolina (4/1/21)  
 Putouts: 1, last vs. Louisville (3/28/23)  
 Assists: 3, at ECU (4/1/21)

- Surpassed 100 career strikeouts in series finale against Houston on May 20
- Picked up two wins in a week against North Alabama (Game 2, March 4) and ECU (March 8)
- Pitched in 17 games, making six starts with an 0-2 record in 2022, striking out 26 batters in 46.1 innings
- Picked up 50th career strikeout at FGCU (2/20/22) and struck out a career-high seven batters against Northwestern (3/4/22)
- Pitched 70 innings with 44 strikeouts, a 5-4 record, and two saves in 2021
- Selected to be in the Kolodzik Business Scholars Honors Program - a top-notch scholarship program and one of the legacy honors programs in the Lindner College of Business

## BULLPEN NOTES



LEFT-HANDED PITCHER

## BRENDEN GARULA 46

CLASS: **FRESHMAN**  
 HOMETOWN: **MASON, OHIO**  
 HIGH SCHOOL: **MASON**  
 R/L • 6-0 • 189

### CAREER HIGHS

Innings Pitched: 2.0, last at Wofford (3/10/23)  
 Walks allowed: 2, last at Winthrop (3/15/23)  
 Strikeouts: 2, last vs. UNA (3/5/23)  
 Batters faced: 11, last at Wofford (3/10/23)  
 Field chances: N/A  
 Putouts: N/A  
 Assists: N/A

- Made his collegiate debut in game three of series at Georgia State (Feb. 18), pitching 1.1 innings in relief with two strikeouts
- Attended Mason High School where he was the Division 1 Ohio Player of the Year in 2022
- Earned GMC Co-Player of the Year and All-City Co-Pitcher of the Year honors
- Born in Houston, Texas



LEFT-HANDED PITCHER

## ALEX SHEA 77

CLASS: **RS-JUNIOR**  
 HOMETOWN: **UNION, KY.**  
 HIGH SCHOOL: **ST. HENRY**  
 L/L • 6-4 • 211

### CAREER HIGHS

Innings Pitched: 4.0, last at Houston (5/19/23)  
 Walks allowed: 5, at FGCU (2/19/22)  
 Strikeouts: 5, vs. Xavier (3/30/22)  
 Batters faced: 22, at FGCU (2/19/22)  
 Field chances: 1, last at Memphis (4/6/23)  
 Putouts: 1, last at Memphis (4/6/23)  
 Assists: 1, last at Memphis (4/6/23)

- Tossed a scoreless inning in each of UC's three wins over USF; allowing just one hit with three strikeouts and zero walks in a combined 3.0 innings pitched
- Came out of the bullpen in two wins against Memphis - 3.0 IP, 3 H, 0 R, 1 BB, 3 SO / 1.0 IP, 1 H, 0 R, 0 BB, 2 SO
- Surrendered just one unearned run and one hit while striking out four batters over 3.2 innings to earn second win of the season against Winthrop (March 14)
- Struck out four batters in three innings of relief work to earn his first win of the 2023 season at Georgia State (Feb. 18)
- Earned No. 16 prospect ranking for the upcoming 2023 MLB Draft by D1Baseball in their AAC preview
- Made five starts in 12 appearances in 2022 where he posted an 8.59 ERA with 23 strikeouts in 22.0 IP
- Treated for and overcame lymphoma as a freshman in HS... Reds' Joey Votto visited him during treatment and the pair reunited in 2021 at a Reds game
- His dad played baseball at NKU, his uncle Kevin played baseball at Ohio Dominican and his aunt Maureen played volleyball at Notre Dame

**The Automated ScoreBook**  
**Overall Statistics for Cincinnati (as of May 20, 2023)**  
**(All games Sorted by Batting avg)**

Record: 24-31 Home: 13-13 Away: 11-16 Neutral: 0-2 American: 10-14

Player	avg	gp-gs	ab	r	h	2b	3b	hr	rbi	tb	slg%	bb	hp	so	gdp	ob%	sf	sh	sb-att	po	a	e	fld%
22 Hegemann, J.	.333	41-36	111	24	37	2	1	0	13	41	.369	28	4	21	0	.479	1	3	11-17	78	2	1	.988
25 Nicholson, R	.301	53-52	206	40	62	15	2	15	39	126	.612	28	0	55	4	.383	1	1	3-7	430	33	5	.989
0 Jones, A.	.278	44-37	144	26	40	7	0	7	30	68	.472	23	6	33	2	.397	1	0	7-9	194	19	2	.991
2 Cross, K.	.268	52-46	183	47	49	10	1	8	35	85	.464	29	3	46	1	.373	2	4	14-16	35	24	5	.922
14 Vidourek, L.	.248	42-37	133	25	33	2	1	4	20	49	.368	22	1	49	0	.359	0	0	8-12	69	1	3	.959
9 Guidry, K.	.242	46-42	149	38	36	8	0	6	37	62	.416	22	7	47	0	.357	4	1	4-7	28	75	10	.912
28 Hugus, G.	.237	36-33	118	20	28	6	1	2	19	42	.356	8	5	48	0	.313	0	2	10-10	58	76	8	.944
10 Harting, C.	.234	51-47	175	37	41	7	1	9	34	77	.440	29	4	63	2	.356	0	1	12-14	79	5	3	.966
8 Brooks, L.	.231	40-38	121	25	28	3	1	2	19	39	.322	21	4	43	1	.361	1	2	14-15	67	108	2	.989
6 Palmieri, M.	.375	6-5	16	5	6	0	0	2	3	12	.750	0	0	3	2	.375	0	0	3-3	3	13	1	.941
44 O'Connor, T.	.309	22-21	68	16	21	2	2	8	19	51	.750	20	1	32	0	.472	0	0	4-7	33	5	1	.974
30 Dean, C.	.222	27-14	54	5	12	1	0	1	6	16	.296	4	5	18	1	.333	0	1	5-6	27	3	0	1.000
4 Springer, S.	.220	27-18	59	11	13	1	0	2	9	20	.339	11	3	22	0	.370	0	3	3-5	18	57	6	.926
3 Sponseller J	.194	30-19	67	9	13	3	0	2	13	22	.328	9	7	21	2	.349	0	0	1-2	1	0	0	1.000
23 Schupmann K.	.136	32-21	66	12	9	2	0	3	11	20	.303	10	5	30	0	.289	2	0	2-3	12	36	2	.960
5 Scheler, C.	.118	21-15	51	8	6	1	0	2	5	13	.255	8	1	27	0	.250	0	1	1-1	135	10	1	.993
15 Klingenberg	.114	17-14	44	6	5	3	0	1	7	11	.250	7	2	21	0	.264	0	1	0-0	96	11	4	.964
31 White, M.	.000	1-0	0	0	0	0	0	0	0	0	.000	0	0	0	0	.000	0	0	0-0	2	0	0	1.000
13 McClanahan N	.000	1-0	0	0	0	0	0	0	0	0	.000	0	0	0	0	.000	0	0	0-0	1	5	0	1.000
18 Bergmann, M.	.000	1-0	0	0	0	0	0	0	0	0	.000	0	0	0	0	.000	0	0	0-0	0	4	0	1.000
Totals	.249	55	1765	354	439	73	10	74	319	754	.427	279	58	579	15	.367	12	20	102-134	1385	532	67	.966
Opponents	.282	55	1832	394	517	97	16	77	371	877	.479	267	97	420	31	.398	17	19	66-83	1394	405	65	.965

LOB - Team (388), Opp (453). DPs turned - Team (39), Opp (22). CI - Team (0), Opp (2). IBB - Team (1), O'Connor, T. 1, Opp (4). Picked off - Hugus, G. 2, Cross, K. 1, Guidry, K. 1, Vidourek, L. 1, Harting, C. 1, O'Connor, T. 1.

**(All games Sorted by Earned run avg)**

Player	era	w-l	app	gs	cg	sho	sv	ip	h	r	er	bb	so	2b	3b	hr	b/avg	wp	hp	bk	sfa	sha
33 Hopewell, C.	5.72	2-6	14	14	0	0/0	0	61.1	71	39	39	26	49	5	2	9	.293	4	3	1	0	3
32 Brosky, D.	5.20	3-2	13	6	1	1/0	0	45.0	46	36	26	22	33	9	2	6	.264	1	3	1	3	5
26 Horst, C.	5.28	3-3	17	8	0	0/0	0	44.1	50	33	26	22	46	14	3	6	.281	3	15	0	2	2
13 McClanahan N	5.62	0-3	15	0	0	0/0	0	16.0	17	10	10	14	16	5	0	2	.288	2	7	1	1	1
20 Murphy, J.	6.16	3-1	19	0	0	0/0	1	30.2	32	23	21	6	22	6	0	6	.269	1	11	0	0	1
34 Boba, T.	6.27	2-1	14	12	0	0/0	0	47.1	48	35	33	23	43	12	0	7	.258	9	10	0	1	1
35 Harker, G.	6.62	2-5	17	8	0	0/0	0	53.0	60	48	39	31	44	11	4	8	.280	5	12	0	1	0
28 Hugus, G.	6.75	1-2	18	2	0	0/0	2	21.1	22	21	16	19	27	6	0	5	.253	0	5	0	1	0
31 White, M.	6.85	2-1	20	0	0	0/0	3	23.2	27	20	18	12	24	4	0	2	.284	1	6	0	0	0
44 O'Connor, T.	7.47	0-1	9	3	0	0/0	0	15.2	17	16	13	25	15	2	1	3	.274	3	2	1	0	1
18 Bergmann, M.	7.96	1-1	20	0	0	0/0	2	31.2	43	34	28	17	34	8	1	9	.323	1	5	0	2	0
77 Shea, A.	8.21	2-3	23	1	0	0/0	0	34.0	36	33	31	22	33	6	2	4	.275	8	4	0	3	3
43 Segal, Z.	8.56	3-1	21	0	0	0/0	0	27.1	30	27	26	13	25	8	1	8	.280	0	7	0	2	2
11 Linn, C.	9.00	0-0	1	1	0	0/0	0	1.0	2	1	1	1	1	0	0	0	.500	0	0	0	0	0
46 Garula, B.	17.28	0-0	7	0	0	0/0	0	8.1	14	16	16	10	8	1	0	1	.389	1	7	0	1	0
29 Earls, C.	18.00	0-0	2	0	0	0/0	0	1.0	2	2	2	4	0	0	0	1	.400	1	0	0	0	0
Totals	6.73	24-30	55	55	1	1/0	8	461.2	517	394	345	267	420	97	16	77	.282	40	97	4	17	19
Opponents	5.62	30-24	55	55	2	1/0	8	464.2	439	354	290	279	579	73	10	74	.249	65	58	4	12	20

PB - Team (7), Scheler, C. 4, Jones, A. 3, Opp (12). Pickoffs - Team (6), Hopewell, C. 4, Scheler, C. 1, Murphy, J. 1, Opp (6). SBA/ATT - Jones, A. (28-35), Scheler, C. (25-30), Klingenberg (13-15), Segal, Z. (11-11), Harker, G. (8-10), Shea, A. (8-9), Horst, C. (4-8), Murphy, J. (6-6), White, M. (5-6), O'Connor, T. (4-5), Bergmann, M. (3-5), Brosky, D. (5-5), Hopewell, C. (2-5), Boba, T. (2-4), Hugus, G. (4-4), McClanahan N (1-2), Earls, C. (2-2), Garula, B. (1-1).



**The Automated ScoreBook**  
**Overall Statistics for Cincinnati (as of May 20, 2023)**  
**(All games Sorted by Fielding pct)**

Player	c	po	a	e	fld%	dp	sba	csb	sba%	pb	ci
30 Dean, C.	30	27	3	0	1.000	1	0	0	---	0	0
43 Segal, Z.	7	2	5	0	1.000	0	11	0	1.000	0	0
13 McClanahan N	6	1	5	0	1.000	1	1	1	.500	0	0
77 Shea, A.	5	3	2	0	1.000	0	8	1	.889	0	0
18 Bergmann, M.	4	0	4	0	1.000	1	3	2	.600	0	0
31 White, M.	2	2	0	0	1.000	0	5	1	.833	0	0
3 Sponseller J	1	1	0	0	1.000	0	0	0	---	0	0
5 Scheler, C.	146	135	10	1	.993	1	25	5	.833	4	0
0 Jones, A.	215	194	19	2	.991	0	28	7	.800	3	0
25 Nicholson, R	468	430	33	5	.989	34	0	0	---	0	0
8 Brooks, L.	177	67	108	2	.989	19	0	0	---	0	0
22 Hegemann, J.	81	78	2	1	.988	0	0	0	---	0	0
44 O'Connor, T.	39	33	5	1	.974	1	4	1	.800	0	0
10 Harting, C.	87	79	5	3	.966	1	0	0	---	0	0
15 Kligenbeck	111	96	11	4	.964	0	13	2	.867	0	0
23 Schupmann K.	50	12	36	2	.960	2	0	0	---	0	0
14 Vidourek, L.	73	69	1	3	.959	0	0	0	---	0	0
28 Hugus, G.	142	58	76	8	.944	18	4	0	1.000	0	0
6 Palmieri, M.	17	3	13	1	.941	1	0	0	---	0	0
4 Springer, S.	81	18	57	6	.926	6	0	0	---	0	0
2 Cross, K.	64	35	24	5	.922	2	0	0	---	0	0
9 Guidry, K.	113	28	75	10	.912	10	0	0	---	0	0
20 Murphy, J.	9	3	5	1	.889	0	6	0	1.000	0	0
34 Boba, T.	9	1	7	1	.889	0	2	2	.500	0	0
26 Horst, C.	14	3	9	2	.857	0	4	4	.500	0	0
35 Harker, G.	10	5	3	2	.800	1	8	2	.800	0	0
33 Hopewell, C.	17	2	11	4	.765	0	2	3	.400	0	0
32 Brosky, D.	6	0	3	3	.500	0	5	0	1.000	0	0
11 Linn, C.	0	0	0	0	.000	0	0	0	---	0	0
46 Garula, B.	0	0	0	0	.000	0	1	0	1.000	0	0
29 Earls, C.	0	0	0	0	.000	0	2	0	1.000	0	0
Totals	1984	1385	532	67	.966	39	66	17	.795	7	0
Opponents	1864	1394	405	65	.965	22	102	32	.761	12	2

Hitting minimums - 1 Games 1% of Games 1 AB 1.0 AB/Game 1 TPA 2.0 TPA/Game

Pitching minimums - 1 Games 1.0 IP/Game

**The Automated ScoreBook**  
**Conference statistics for Cincinnati (as of May 20, 2023)**  
**(American games only Sorted by Batting avg)**

Record: 10-14 Home: 4-8 Away: 6-6 American: 10-14

Player	avg	gp-gs	ab	r	h	2b	3b	hr	rbi	tb	slg%	bb	hp	so	gdp	ob%	sf	sh	sb-att	po	a	e	fld%
44 O'Connor, T.	.360	14-14	50	13	18	2	2	7	15	45	.900	15	0	23	0	.508	0	0	3-6	20	2	1	.957
22 Hegemann, J.	.339	20-18	59	12	20	0	1	0	7	22	.373	12	1	12	0	.458	0	1	7-10	42	1	0	1.000
0 Jones, A.	.299	19-16	67	12	20	3	0	4	15	35	.522	10	3	13	0	.413	0	0	5-7	107	9	2	.983
25 Nicholson, R	.284	24-24	95	21	27	7	1	7	20	57	.600	14	0	27	2	.373	1	0	2-4	206	19	3	.987
2 Cross, K.	.279	23-20	86	27	24	5	0	5	14	44	.512	13	2	22	1	.386	0	1	9-10	11	19	0	1.000
28 Hugus, G.	.250	17-15	56	8	14	2	1	0	8	18	.321	2	1	25	0	.288	0	2	5-5	26	39	4	.942
10 Harting, C.	.235	24-23	85	14	20	3	1	5	16	40	.471	15	2	29	2	.363	0	0	5-6	43	2	0	1.000
9 Guidry, K.	.230	22-20	74	17	17	2	0	4	14	31	.419	11	3	20	0	.344	2	0	2-4	9	24	2	.943
14 Vidourek, L.	.212	19-16	52	6	11	0	1	2	7	19	.365	5	0	19	0	.281	0	0	2-3	28	1	1	.967
8 Brooks, L.	.190	15-14	42	8	8	1	0	1	8	12	.286	7	2	15	0	.327	1	0	4-4	15	45	0	1.000
-----																							
30 Dean, C.	.211	9-4	19	0	4	1	0	0	1	5	.263	0	1	8	1	.250	0	1	3-3	13	0	0	1.000
5 Scheler, C.	.207	9-9	29	5	6	1	0	2	5	13	.448	2	0	13	0	.258	0	0	0-0	67	4	1	.986
4 Springer, S.	.171	14-11	35	7	6	0	0	2	5	12	.343	7	2	13	0	.341	0	2	0-2	9	39	3	.941
23 Schupmann K.	.133	9-4	15	2	2	1	0	1	3	6	.400	1	0	7	0	.188	0	0	0-1	2	9	1	.917
3 Sponseller J	.100	9-6	20	0	2	0	0	0	1	2	.100	2	1	10	0	.217	0	0	0-0	0	0	0	.000
15 Klingenberg	.000	3-1	3	0	0	0	0	0	0	0	.000	0	0	2	0	.000	0	0	0-0	3	1	0	1.000
6 Palmieri, M.	.000	1-1	3	1	0	0	0	0	0	0	.000	0	0	0	1	.000	0	0	1-1	1	2	0	1.000
18 Bergmann, M.	.000	1-0	0	0	0	0	0	0	0	0	.000	0	0	0	0	.000	0	0	0-0	0	1	0	1.000
Totals	.252	24	790	153	199	28	7	40	139	361	.457	116	18	258	7	.359	4	7	48-66	616	238	24	.973
Opponents	.280	24	811	175	227	45	8	33	165	387	.477	108	44	171	11	.390	10	6	33-40	623	198	25	.970

LOB - Team (159), Opp (188). DPs turned - Team (17), Opp (9). IBB - Team (1), O'Connor, T. 1, Opp (1). Picked off - Hugus, G. 2, Guidry, K. 1, Harting, C. 1, O'Connor, T. 1.

**(American games only Sorted by Earned run avg)**

Player	era	w-l	app	gs	cg	sho	sv	ip	h	r	er	bb	so	2b	3b	hr	b/avg	wp	hp	bk	sfa	sha
33 Hopewell, C.	7.15	1-5	8	8	0	0/0	0	34.0	44	27	27	15	26	4	1	4	.314	2	2	1	0	0
35 Harker, G.	7.26	2-1	8	4	0	0/0	0	31.0	29	27	25	18	23	8	2	5	.242	2	6	0	0	0
-----																						
18 Bergmann, M.	3.77	0-0	9	0	0	0/0	2	14.1	16	11	6	8	11	4	1	2	.291	0	2	0	2	0
26 Horst, C.	4.50	2-1	10	1	0	0/0	0	20.0	25	14	10	7	22	8	1	2	.291	1	7	0	0	1
28 Hugus, G.	4.76	1-2	7	2	0	0/0	0	11.1	11	10	6	10	11	3	0	1	.239	0	1	0	1	0
34 Boba, T.	5.40	1-0	6	6	0	0/0	0	20.0	20	14	12	12	17	7	0	3	.260	3	7	0	1	1
20 Murphy, J.	5.40	1-0	7	0	0	0/0	1	13.1	14	10	8	5	10	3	0	1	.275	0	3	0	0	0
44 O'Connor, T.	5.40	0-0	2	2	0	0/0	0	5.0	5	3	3	6	3	1	1	1	.278	1	1	0	0	0
13 McClanahan N	6.00	0-2	4	0	0	0/0	0	6.0	3	4	4	3	5	0	0	2	.150	1	5	1	0	0
77 Shea, A.	8.14	0-2	14	1	0	0/0	0	21.0	19	19	19	10	20	2	0	4	.253	4	4	0	3	3
31 White, M.	9.26	2-1	10	0	0	0/0	1	11.2	13	12	12	7	12	3	0	1	.277	1	3	0	0	0
43 Segal, Z.	11.00	0-0	7	0	0	0/0	0	9.0	14	12	11	2	6	2	1	4	.350	0	2	0	1	0
32 Brosky, D.	11.42	0-0	4	0	0	0/0	0	8.2	14	12	11	5	5	0	1	3	.389	0	1	0	2	1
Totals	6.75	10-14	24	24	0	0/0	4	205.1	227	175	154	108	171	45	8	33	.280	15	44	2	10	6
Opponents	5.29	14-10	24	24	1	1/0	2	207.2	199	153	122	116	258	28	7	40	.252	19	18	0	4	7

PB - Team (3), Scheler, C. 3, Opp (3). Pickoffs - Team (2), Murphy, J. 1, Hopewell, C. 1, Opp (4). SBA/ATT - Scheler, C. (18-20), Jones, A. (14-18), Harker, G. (7-8), Shea, A. (6-7), White, M. (4-5), Segal, Z. (4-4), Murphy, J. (4-4), Hopewell, C. (1-3), O'Connor, T. (1-2), Brosky, D. (2-2), Boba, T. (1-2), Horst, C. (1-1), Hugus, G. (1-1), Bergmann, M. (1-1), Klingenberg (1-1).

**The Automated ScoreBook**  
**Conference statistics for Cincinnati (as of May 20, 2023)**  
**(American games only Sorted by Fielding pct)**

Player	c	po	a	e	fld%	dp	sba	csb	sba%	pb	ci
8 Brooks, L.	60	15	45	0	1.000	6	0	0	---	0	0
10 Harting, C.	45	43	2	0	1.000	1	0	0	---	0	0
22 Hegemann, J.	43	42	1	0	1.000	0	0	0	---	0	0
2 Cross, K.	30	11	19	0	1.000	2	0	0	---	0	0
30 Dean, C.	13	13	0	0	1.000	0	0	0	---	0	0
26 Horst, C.	7	2	5	0	1.000	0	1	0	1.000	0	0
77 Shea, A.	4	2	2	0	1.000	0	6	1	.857	0	0
15 Kligenbeck	4	3	1	0	1.000	0	1	0	1.000	0	0
13 McClanahan N	3	0	3	0	1.000	1	0	0	---	0	0
6 Palmieri, M.	3	1	2	0	1.000	0	0	0	---	0	0
31 White, M.	2	2	0	0	1.000	0	4	1	.800	0	0
43 Segal, Z.	1	0	1	0	1.000	0	4	0	1.000	0	0
18 Bergmann, M.	1	0	1	0	1.000	0	1	0	1.000	0	0
25 Nicholson, R	228	206	19	3	.987	15	0	0	---	0	0
5 Scheler, C.	72	67	4	1	.986	1	18	2	.900	3	0
0 Jones, A.	118	107	9	2	.983	0	14	4	.778	0	0
14 Vidourek, L.	30	28	1	1	.967	0	0	0	---	0	0
44 O'Connor, T.	23	20	2	1	.957	0	1	1	.500	0	0
9 Guidry, K.	35	9	24	2	.943	2	0	0	---	0	0
28 Hugus, G.	69	26	39	4	.942	9	1	0	1.000	0	0
4 Springer, S.	51	9	39	3	.941	2	0	0	---	0	0
23 Schupmann K.	12	2	9	1	.917	0	0	0	---	0	0
35 Harker, G.	8	4	3	1	.875	1	7	1	.875	0	0
20 Murphy, J.	5	2	2	1	.800	0	4	0	1.000	0	0
34 Boba, T.	5	1	3	1	.800	0	1	1	.500	0	0
33 Hopewell, C.	6	1	2	3	.500	0	1	2	.333	0	0
32 Brosky, D.	0	0	0	0	.000	0	2	0	1.000	0	0
3 Sponseller J	0	0	0	0	.000	0	0	0	---	0	0
Totals	878	616	238	24	.973	17	33	7	.825	3	0
Opponents	846	623	198	25	.970	9	48	18	.727	3	0

Hitting minimums - 1 Games 1% of Games 1 AB 1.0 AB/Game 1 TPA 2.0 TPA/Game

Pitching minimums - 1 Games 1.0 IP/Game

**The Automated ScoreBook**  
**Game Results for Cincinnati (as of May 22, 2023)**  
**(All games)**

Date	Opponent	Score	Inns	Overall	American	Pitcher of record	Attend	Time
Feb 17, 2023	at Georgia State	L 2-12	9	0-1-0	0-0-0	Murphy, J. (L 0-1)	421	2:53
Feb 18, 2023	at Georgia State-1	w 9-4	7	1-1-0	0-0-0	Shea, A. (W 1-0)	442	3:41
Feb 18, 2023	at Georgia State-2	L 2-3	7	1-2-0	0-0-0	None	-	
Feb 19, 2023	at Georgia State	w 6-4	9	2-2-0	0-0-0	Murphy, J. (W 1-1)	401	2:51
Feb 24, 2023	at #7 Florida	L 6-13	9	2-3-0	0-0-0	Harker, G. (L 0-1)	5620	3:00
Feb 25, 2023	at #7 Florida	L 3-13	8	2-4-0	0-0-0	Horst, C. (L 0-1)	6798	2:07
Feb 26, 2023	at #7 Florida	L 7-13	9	2-5-0	0-0-0	Hopewell, C. (L 0-1)	5393	2:56
Mar 01, 2023	MIAMI	L 12-15	9	2-6-0	0-0-0	McClanahan N (L 0-1)	2513	5:43
Mar 04, 2023	NORTH ALABAMA-1	w 9-0	7	3-6-0	0-0-0	Brosky, D. (W 1-0)	-	1:39
Mar 04, 2023	NORTH ALABAMA-2	w 9-8	9	4-6-0	0-0-0	Segal, Z. (W 1-0)	819	2:58
Mar 05, 2023	NORTH ALABAMA-1	w 2-1	(8)	5-6-0	0-0-0	Murphy, J. (W 2-1)	-	2:13
Mar 05, 2023	NORTH ALABAMA-2	w 8-1	7	6-6-0	0-0-0	Horst, C. (W 1-1)	768	1:50
Mar 08, 2023	at Eastern Kentucky	w 10-5	9	7-6-0	0-0-0	Segal, Z. (W 2-0)	271	2:46
Mar 10, 2023	at Wofford	L 3-12	9	7-7-0	0-0-0	Brosky, D. (L 1-1)	445	2:41
Mar 11, 2023	at Wofford	L 2-5	9	7-8-0	0-0-0	Harker, G. (L 0-2)	523	2:41
Mar 14, 2023	at Winthrop	w 3-1	9	8-8-0	0-0-0	Shea, A. (W 2-0)	174	2:34
Mar 15, 2023	at Winthrop	L 3-13	9	8-9-0	0-0-0	Segal, Z. (L 2-1)	102	2:45
Mar 16, 2023	at USC Upstate	L 1-6	9	8-10-0	0-0-0	Brosky, D. (L 1-2)	77	2:23
Mar 17, 2023	vs Princeton	L 5-7	9	8-11-0	0-0-0	Horst, C. (L 1-2)	89	3:32
Mar 18, 2023	vs Princeton	L 2-3	9	8-12-0	0-0-0	Shea, A. (L 2-1)	87	2:18
Mar 21, 2023	MARSHALL	L 4-8	9	8-13-0	0-0-0	Harker, G. (L 0-3)	462	2:36
Mar 22, 2023	at Xavier	w 19-6	9	9-13-0	0-0-0	Boba, T. (W 1-0)	256	2:57
Mar 25, 2023	BUTLER	w 15-5	8	10-13-0	0-0-0	Hopewell, C. (W 1-1)	602	2:40
Mar 26, 2023	BUTLER-1	L 5-8	9	10-14-0	0-0-0	Bergmann, M. (L 0-1)	-	3:13
Mar 26, 2023	BUTLER-2	w 13-3	7	11-14-0	0-0-0	Brosky, D. (W 2-2)	1032	2:26
Mar 28, 2023	#11 LOUISVILLE	L 1-14	7	11-15-0	0-0-0	Boba, T. (L 1-1)	1204	2:30
* Mar 31, 2023	WICHITA STATE	L 1-2	9	11-16-0	0-1-0	Hopewell, C. (L 1-2)	245	2:27
* Apr 01, 2023	WICHITA STATE	L 6-10	9	11-17-0	0-2-0	Horst, C. (L 1-3)	742	3:18
* Apr 02, 2023	WICHITA STATE	w 9-8	9	12-17-0	1-2-0	White, M. (W 1-0)	764	3:16
Apr 04, 2023	at Wright State	L 6-7	9	12-18-0	1-2-0	Harker, G. (L 0-4)	75	2:46
* Apr 06, 2023	at Memphis	w 6-2	9	13-18-0	2-2-0	Hugus, G. (W 1-0)	342	2:42
* Apr 07, 2023	at Memphis	L 2-6	9	13-19-0	2-3-0	Hopewell, C. (L 1-3)	477	2:32
* Apr 08, 2023	at Memphis	w 5-3	9	14-19-0	3-3-0	Murphy, J. (W 3-1)	601	2:53
Apr 11, 2023	MIAMI	w 7-5	(10)	15-19-0	3-3-0	Bergmann, M. (W 1-1)	1325	3:00
* Apr 14, 2023	at #9 East Carolina	L 4-9	9	15-20-0	3-4-0	Hugus, G. (L 1-1)	4213	2:34
* Apr 15, 2023	at #9 East Carolina	L 0-10	7	15-21-0	3-5-0	Hopewell, C. (L 1-4)	4742	2:00
* Apr 16, 2023	at #9 East Carolina	L 3-13	7	15-22-0	3-6-0	White, M. (L 1-1)	3901	2:29
Apr 19, 2023	INDIANA	L 9-11	9	15-23-0	3-6-0	O'Connor, T. (L 0-1)	1629	3:05
* Apr 21, 2023	TULANE	w 12-9	9	16-23-0	4-6-0	Horst, C. (W 2-3)	259	2:51
* Apr 22, 2023	TULANE	L 3-10	9	16-24-0	4-7-0	Shea, A. (L 2-2)	720	3:11
* Apr 23, 2023	TULANE	w 12-1	7	17-24-0	5-7-0	Boba, T. (W 2-1)	544	2:35
* Apr 28, 2023	at South Florida	w 9-7	(10)	18-24-0	6-7-0	White, M. (W 2-1)	811	3:07
* Apr 29, 2023	at South Florida	w 11-9	9	19-24-0	7-7-0	Hopewell, C. (W 2-4)	924	3:14
* Apr 30, 2023	at South Florida	w 10-4	9	20-24-0	8-7-0	Horst, C. (W 3-3)	947	2:47
* May 05, 2023	EAST CAROLINA	L 3-9	9	20-25-0	8-8-0	Harker, G. (L 0-5)	722	2:37
* May 06, 2023	EAST CAROLINA	L 3-11	9	20-26-0	8-9-0	Hopewell, C. (L 2-5)	875	3:03
* May 07, 2023	EAST CAROLINA	L 5-6	(10)	20-27-0	8-10-0	Hugus, G. (L 1-2)	631	3:02
May 09, 2023	XAVIER	w 8-7	9	21-27-0	8-10-0	Segal, Z. (W 3-1)	1385	2:40
* May 12, 2023	UCF	w 13-3	7	22-27-0	9-10-0	Harker, G. (W 1-5)	289	2:23
* May 13, 2023	UCF	L 4-12	9	22-28-0	9-11-0	Hopewell, C. (L 2-6)	1058	2:55
* May 14, 2023	UCF	L 7-9	9	22-29-0	9-12-0	Shea, A. (L 2-3)	628	3:25
May 16, 2023	GEORGETOWN	w 10-6	9	23-29-0	9-12-0	Brosky, D. (W 3-2)	725	2:48
* May 18, 2023	at Houston	w 12-7	9	24-29-0	10-12-0	Harker, G. (W 2-5)	1689	3:44
* May 19, 2023	at Houston	L 7-8	(10)	24-30-0	10-13-0	McClanahan N (L 0-2)	2119	3:15
* May 20, 2023	at Houston	L 6-7	9	24-31-0	10-14-0	McClanahan N (L 0-3)	2935	3:07

\* = Conference game

() extra inning game



**The Automated ScoreBook**  
**Miscellaneous Stats for Cincinnati (as of May 22, 2023)**  
**(All games)**

<b>Multiple Hit Games</b>	<b>2</b>	<b>3</b>	<b>4</b>	<b>5+</b>	<b>Total</b>
25 Nicholson, R	15	4	-	-	19
2 Cross, K.	11	3	-	-	14
0 Jones, A.	11	2	-	-	13
22 Hegemann, J.	10	1	1	-	12
9 Guidry, K.	8	1	-	-	9
14 Vidourek, L.	7	1	-	-	8
10 Harting, C.	7	1	-	-	8
28 Hugus, G.	3	4	-	-	7
44 O'Connor, T.	5	1	-	-	6
8 Brooks, L.	6	-	-	-	6
3 Sponseller J	3	-	-	-	3
4 Springer, S.	2	1	-	-	3
5 Scheler, C.	2	-	-	-	2
6 Palmieri, M.	1	1	-	-	2
30 Dean, C.	2	-	-	-	2
23 Schupmann K.	1	-	-	-	1
TEAM	94	20	1	0	115

<b>Multiple RBI Games</b>	<b>2</b>	<b>3</b>	<b>4</b>	<b>5+</b>	<b>Total</b>
9 Guidry, K.	8	2	2	-	12
25 Nicholson, R	7	3	1	-	11
10 Harting, C.	5	4	-	-	9
0 Jones, A.	7	-	1	1	9
2 Cross, K.	7	1	-	1	9
28 Hugus, G.	4	3	-	-	7
14 Vidourek, L.	3	1	-	1	5
3 Sponseller J	5	-	-	-	5
44 O'Connor, T.	2	1	-	1	4
8 Brooks, L.	3	-	-	-	3
22 Hegemann, J.	2	1	-	-	3
4 Springer, S.	2	-	-	-	2
23 Schupmann K.	-	2	-	-	2
6 Palmieri, M.	1	-	-	-	1
30 Dean, C.	1	-	-	-	1
15 Klingenberg	-	-	1	-	1
5 Scheler, C.	1	-	-	-	1
TEAM	58	18	5	4	85

<b>Hitting Streaks</b>	<b>Longest</b>	<b>Current</b>
10 Harting, C.	9	5
44 O'Connor, T.	8	2
14 Vidourek, L.	8	-
22 Hegemann, J.	7	4
0 Jones, A.	7	1
25 Nicholson, R	6	5
2 Cross, K.	6	-
9 Guidry, K.	6	3
3 Sponseller J	4	-
8 Brooks, L.	3	2
28 Hugus, G.	3	-
4 Springer, S.	3	-
23 Schupmann K.	3	2
5 Scheler, C.	2	-
6 Palmieri, M.	2	1
30 Dean, C.	2	1
15 Klingenberg	2	-

<b>Reached Base Streaks</b>	<b>Longest</b>	<b>Current</b>
22 Hegemann, J.	13	13
2 Cross, K.	13	8
44 O'Connor, T.	13	13
8 Brooks, L.	10	9
25 Nicholson, R	10	5
0 Jones, A.	10	1
10 Harting, C.	9	5
9 Guidry, K.	9	5
14 Vidourek, L.	8	-
23 Schupmann K.	8	3
28 Hugus, G.	5	-
3 Sponseller J	4	2
4 Springer, S.	4	4
30 Dean, C.	4	2
15 Klingenberg	3	-
5 Scheler, C.	3	1
6 Palmieri, M.	2	1

**The Automated ScoreBook**  
**Miscellaneous Stats for Cincinnati (as of May 22, 2023)**  
**(All games)**

**Starting Lineup By Position**  
**(Team W-L record when starter)**

PITCHER:		
33 Hopewell, C.	14	(6-8)
34 Boba, T.	12	(5-7)
35 Harker, G.	8	(4-4)
26 Horst, C.	8	(2-6)
32 Brosky, D.	6	(3-3)
44 O'Connor, T.	3	(2-1)
28 Hugus, G.	2	(1-1)
77 Shea, A.	1	(0-1)
11 Linn, C.	1	(1-0)
CATCHER:		
0 Jones, A.	27	(14-13)
5 Scheler, C.	15	(5-10)
15 Klingenbeck	13	(5-8)
FIRST BASE:		
25 Nicholson, R	52	(21-31)
44 O'Connor, T.	2	(2-0)
28 Hugus, G.	1	(1-0)
SECOND BASE:		
8 Brooks, L.	38	(17-21)
4 Springer, S.	11	(4-7)
6 Palmieri, M.	3	(3-0)
28 Hugus, G.	3	(0-3)
THIRD BASE:		
23 Schupmann K.	21	(7-14)
2 Cross, K.	15	(7-8)
28 Hugus, G.	9	(5-4)
9 Guidry, K.	7	(4-3)
4 Springer, S.	3	(1-2)
SHORTSTOP:		
9 Guidry, K.	29	(12-17)
28 Hugus, G.	20	(10-10)
4 Springer, S.	4	(1-3)
6 Palmieri, M.	2	(1-1)
LEFT FIELD:		
2 Cross, K.	21	(9-12)
10 Harting, C.	19	(8-11)
44 O'Connor, T.	13	(7-6)
22 Hegemann, J.	1	(0-1)
30 Dean, C.	1	(0-1)
CENTER FIELD:		
14 Vidourek, L.	29	(12-17)
22 Hegemann, J.	21	(8-13)
10 Harting, C.	5	(4-1)
RIGHT FIELD:		
10 Harting, C.	21	(8-13)
22 Hegemann, J.	14	(6-8)
30 Dean, C.	12	(8-4)
14 Vidourek, L.	7	(2-5)
15 Klingenbeck	1	(0-1)
DESIGNATED HITTER:		
3 Sponseller J	19	(7-12)
0 Jones, A.	10	(3-7)
2 Cross, K.	10	(5-5)
44 O'Connor, T.	6	(4-2)
9 Guidry, K.	6	(4-2)
10 Harting, C.	2	(1-1)
14 Vidourek, L.	1	(0-1)
30 Dean, C.	1	(0-1)

**Starting Lineup By Lineup Spot**  
**(Team W-L record when starter)**

LEADOFF:		
14 Vidourek, L.	21	(9-12)
2 Cross, K.	19	(10-9)
22 Hegemann, J.	10	(5-5)
25 Nicholson, R	3	(0-3)
28 Hugus, G.	2	(0-2)
2ND SPOT:		
2 Cross, K.	19	(7-12)
0 Jones, A.	14	(6-8)
30 Dean, C.	6	(4-2)
14 Vidourek, L.	4	(2-2)
10 Harting, C.	3	(0-3)
6 Palmieri, M.	2	(2-0)
44 O'Connor, T.	2	(1-1)
22 Hegemann, J.	2	(1-1)
9 Guidry, K.	1	(0-1)
15 Klingenbeck	1	(1-0)
8 Brooks, L.	1	(0-1)
3RD SPOT:		
25 Nicholson, R	39	(15-24)
44 O'Connor, T.	7	(4-3)
0 Jones, A.	3	(3-0)
2 Cross, K.	2	(1-1)
14 Vidourek, L.	1	(0-1)
10 Harting, C.	1	(0-1)
3 Sponseller J	1	(1-0)
30 Dean, C.	1	(0-1)
CLEANUP:		
10 Harting, C.	22	(10-12)
25 Nicholson, R	10	(6-4)
0 Jones, A.	8	(1-7)
44 O'Connor, T.	8	(5-3)
3 Sponseller J	5	(2-3)
2 Cross, K.	2	(0-2)
5TH SPOT:		
0 Jones, A.	12	(7-5)
9 Guidry, K.	12	(6-6)
3 Sponseller J	8	(3-5)
10 Harting, C.	6	(2-4)
22 Hegemann, J.	4	(1-3)
14 Vidourek, L.	4	(0-4)
44 O'Connor, T.	3	(2-1)
15 Klingenbeck	2	(0-2)
2 Cross, K.	2	(1-1)
28 Hugus, G.	1	(1-0)
8 Brooks, L.	1	(1-0)
6TH SPOT:		
9 Guidry, K.	19	(10-9)
8 Brooks, L.	10	(4-6)
10 Harting, C.	7	(4-3)
3 Sponseller J	5	(1-4)
14 Vidourek, L.	5	(2-3)
22 Hegemann, J.	4	(2-2)
28 Hugus, G.	2	(0-2)
30 Dean, C.	1	(0-1)
6 Palmieri, M.	1	(1-0)
23 Schupmann K.	1	(0-1)
7TH SPOT:		
28 Hugus, G.	10	(5-5)
9 Guidry, K.	8	(3-5)
10 Harting, C.	7	(4-3)
8 Brooks, L.	6	(4-2)
22 Hegemann, J.	6	(2-4)
15 Klingenbeck	4	(0-4)
30 Dean, C.	4	(2-1)

**The Automated ScoreBook**  
**Miscellaneous Stats for Cincinnati (as of May 22, 2023)**  
**(All games)**

**STARTERS SUMMARY**

Player	GS	Position											Batting Order								
		p	c	1b	2b	3b	ss	lf	cf	rf	of	dh	1st	2nd	3rd	4th	5th	6th	7th	8th	9th
25 Nicholson, R	52	.	.	52	.	.	.	.	.	.	.	.	3	.	39	10	.	.	.	.	.
10 Harting, C.	47	.	.	.	.	.	.	19	5	21	.	2	.	3	1	22	6	7	7	1	.
2 Cross, K.	46	.	.	.	.	15	.	21	.	.	.	10	19	19	2	2	2	.	1	1	.
9 Guidry, K.	42	.	.	.	.	7	29	.	.	.	.	6	.	1	.	.	12	19	8	1	1
8 Brooks, L.	38	.	.	.	38	.	.	.	.	.	.	.	.	1	.	.	1	10	6	6	14
14 Vidourek, L.	37	.	.	.	.	.	.	.	29	7	.	1	21	4	1	.	4	5	.	2	.
0 Jones, A.	37	.	27	.	.	.	.	.	.	.	.	10	.	14	3	8	12	.	.	.	.
22 Hegemann, J.	36	.	.	.	.	.	.	1	21	14	.	.	10	2	.	.	4	4	6	4	6
28 Hugus, G.	35	2	.	1	3	9	20	.	.	.	.	.	2	.	.	.	1	2	10	11	7
44 O'Connor, T.	24	3	.	2	.	.	.	13	.	.	.	6	.	2	7	8	3	.	.	.	1
23 Schupmann K.	21	.	.	.	.	21	.	.	.	.	.	.	.	.	.	.	.	1	3	11	6
3 Sponseller J	19	.	.	.	.	.	.	.	.	.	.	19	.	.	1	5	8	5	.	.	.
4 Springer, S.	18	.	.	.	11	3	4	.	.	.	.	.	.	.	.	.	.	.	3	8	7
5 Scheler, C.	15	.	15	.	.	.	.	.	.	.	.	.	.	.	.	.	.	.	1	5	9
33 Hopewell, C.	14	14	.	.	.	.	.	.	.	.	.	.	.	.	.	.	.	.	.	.	.
15 Kligenbeck	14	.	13	.	.	.	.	.	.	1	.	.	.	1	.	.	2	.	4	3	4
30 Dean, C.	14	.	.	.	.	.	.	1	.	12	.	1	.	6	1	.	.	1	4	2	.
34 Boba, T.	12	12	.	.	.	.	.	.	.	.	.	.	.	.	.	.	.	.	.	.	.
35 Harker, G.	8	8	.	.	.	.	.	.	.	.	.	.	.	.	.	.	.	.	.	.	.
26 Horst, C.	8	8	.	.	.	.	.	.	.	.	.	.	.	.	.	.	.	.	.	.	.
32 Brosky, D.	6	6	.	.	.	.	.	.	.	.	.	.	.	.	.	.	.	.	.	.	.
6 Palmieri, M.	5	.	.	.	3	.	2	.	.	.	.	.	.	2	.	.	.	1	2	.	.
11 Linn, C.	1	1	.	.	.	.	.	.	.	.	.	.	.	.	.	.	.	.	.	.	.
77 Shea, A.	1	1	.	.	.	.	.	.	.	.	.	.	.	.	.	.	.	.	.	.	.

**The Automated ScoreBook**  
**Team Game-by-Game for Cincinnati (as of May 22, 2023)**  
**Batting (All games)**

Date	Opponent	ab	r	h	rbi	2b	3b	hr	tb	bb	ibb	sb	cs	hbp	sac	sf	gdp	k	po	a	e	lob	avg
Feb 17	at Georgia State	30	2	4	1	1	0	0	5	3	0	0	0	2	1	0	0	17	24	6	1	7	.133
Feb 18	at Georgia State	27	9	6	8	2	0	1	11	6	0	1	0	3	0	1	0	8	21	6	1	7	.175
Feb 18	at Georgia State	26	2	6	2	3	0	0	9	1	0	1	1	0	0	0	0	12	21	9	0	4	.193
Feb 19	at Georgia State	34	6	9	5	0	0	1	12	4	0	0	2	0	0	0	0	13	27	10	2	5	.214
Feb 24	at Florida	32	6	6	6	3	1	1	14	8	0	0	0	3	0	0	0	12	24	10	2	11	.208
Feb 25	at Florida	29	3	5	3	1	0	0	6	3	0	0	0	1	0	0	0	15	22	6	2	6	.202
Feb 26	at Florida	36	7	9	7	1	0	1	13	7	0	0	0	2	1	0	0	11	24	10	2	12	.210
Mar 01	MIAMI	33	12	9	12	2	0	2	17	11	0	0	1	5	0	0	1	17	27	6	1	10	.219
Mar 04	NORTH ALABAMA	25	9	9	6	4	0	2	19	6	0	3	2	0	1	0	0	4	21	4	1	5	.232
Mar 04	NORTH ALABAMA	29	9	6	9	2	0	0	8	10	0	5	0	2	1	0	0	9	27	11	1	9	.229
Mar 05	NORTH ALABAMA	24	2	4	2	0	0	0	4	5	0	5	0	2	1	0	0	8	24	13	0	8	.225
Mar 05	NORTH ALABAMA	25	8	7	7	0	0	4	19	3	0	0	1	1	0	0	0	4	21	10	1	3	.229
Mar 08	at Eastern Kentucky	31	10	8	7	1	0	1	12	5	0	2	0	2	2	1	1	6	27	11	1	4	.231
Mar 10	at Wofford	34	3	6	2	2	0	1	11	2	0	0	1	0	0	0	0	14	24	10	2	6	.227
Mar 11	at Wofford	31	2	7	2	1	0	2	14	0	0	0	3	0	0	0	0	12	24	9	3	2	.226
Mar 14	at Winthrop	33	3	6	2	1	0	0	7	2	0	4	0	1	0	0	0	16	27	13	1	6	.223
Mar 15	at Winthrop	33	3	8	3	1	0	2	15	3	0	0	0	1	1	0	1	8	24	7	2	8	.225
Mar 16	at USC Upstate	32	1	5	1	1	0	0	6	5	0	0	0	1	0	0	0	17	24	9	2	10	.221
Mar 17	vs Princeton	35	5	9	5	2	0	1	14	5	0	4	0	2	1	0	0	10	27	5	0	11	.223
Mar 18	vs Princeton	33	2	6	2	1	0	0	7	2	0	2	0	0	0	0	1	10	27	12	1	6	.221
Mar 21	MARSHALL	29	4	6	4	1	0	1	10	5	0	0	1	4	1	0	1	8	27	17	2	8	.220
Mar 22	at Xavier	42	19	13	18	0	0	4	25	11	0	2	0	2	0	0	0	8	27	12	1	9	.225
Mar 25	BUTLER	34	15	14	13	0	0	3	23	6	0	3	0	0	1	1	0	6	24	5	0	5	.234
Mar 26	BUTLER	38	5	10	5	1	0	0	11	8	0	5	0	1	0	0	0	13	27	9	2	15	.236
Mar 26	BUTLER	27	13	10	11	2	1	2	20	11	0	9	0	1	0	0	1	5	21	14	1	8	.240
Mar 28	LOUISVILLE	25	1	5	1	2	0	0	7	5	0	1	0	1	0	1	0	9	21	10	1	10	.239
*Mar 31	WICHITA STATE	30	1	2	1	1	0	1	6	2	0	0	0	0	0	0	0	12	27	10	2	4	.233
*Apr 01	WICHITA STATE	34	6	8	6	3	0	0	11	8	0	0	0	0	0	1	0	13	27	14	2	10	.233
*Apr 02	WICHITA STATE	33	9	11	9	0	1	3	22	6	0	0	0	0	1	0	0	9	27	10	1	7	.237
Apr 04	at Wright State	30	6	6	5	0	0	0	6	7	0	3	0	1	0	3	0	10	24	9	3	8	.236
*Apr 06	at Memphis	32	6	6	4	0	0	0	6	5	0	3	1	1	0	0	2	11	27	9	0	5	.234
*Apr 07	at Memphis	31	2	4	2	1	0	1	8	2	0	3	1	0	0	0	0	16	24	4	2	4	.231
*Apr 08	at Memphis	31	5	4	5	1	0	0	5	8	0	9	0	0	0	1	1	8	27	10	0	8	.228
Apr 11	MIAMI	38	7	11	7	3	0	3	23	2	0	2	0	0	1	0	1	12	30	13	1	7	.230
*Apr 14	at East Carolina	31	4	4	4	0	0	3	13	2	0	0	0	0	0	0	0	15	24	6	3	2	.227
*Apr 15	at East Carolina	25	0	4	0	1	0	0	5	0	0	1	0	0	0	0	0	3	19	12	1	4	.225
*Apr 16	at East Carolina	25	3	5	2	0	0	1	8	4	0	4	0	1	1	0	0	10	18	5	0	7	.225
Apr 19	INDIANA	38	9	11	9	3	0	0	14	5	0	1	0	0	0	0	0	16	27	10	0	7	.227
*Apr 21	TULANE	37	12	13	10	3	0	3	25	4	0	4	0	0	1	0	0	10	27	9	0	6	.231
*Apr 22	TULANE	31	3	5	3	3	0	0	8	3	0	1	1	1	0	0	0	14	27	11	2	5	.229
*Apr 23	TULANE	31	12	13	11	1	0	2	20	8	0	3	1	1	1	0	0	12	21	8	1	9	.234
*Apr 28	at South Florida	40	9	12	9	0	0	4	24	7	0	3	1	2	0	0	0	10	30	9	1	10	.236
*Apr 29	at South Florida	39	11	16	8	2	1	2	26	7	0	3	2	1	1	0	0	5	26	10	1	10	.241
*Apr 30	at South Florida	39	10	15	8	1	0	2	22	6	0	2	2	2	0	1	0	8	27	11	1	11	.245
*May 05	EAST CAROLINA	33	3	7	3	1	1	1	13	5	0	2	0	0	0	0	1	14	27	11	3	8	.244
*May 06	EAST CAROLINA	31	3	7	3	0	0	1	10	4	0	0	1	0	0	0	1	6	27	18	0	5	.244
*May 07	EAST CAROLINA	35	5	6	5	0	0	2	12	2	0	1	1	1	0	0	0	7	30	14	1	3	.242
May 09	XAVIER	33	8	10	7	3	0	1	16	2	0	0	0	1	1	0	0	7	27	10	5	5	.243
*May 12	UCF	30	13	13	13	5	2	2	28	2	0	0	2	3	0	0	0	8	21	9	1	4	.247
*May 13	UCF	31	4	4	4	0	1	3	15	5	0	0	0	0	0	0	0	14	27	10	0	5	.245
*May 14	UCF	35	7	11	6	3	0	2	20	5	1	1	1	2	2	0	1	12	27	9	0	10	.246
May 16	GEORGETOWN	29	10	9	8	1	1	1	15	10	0	1	2	1	0	1	1	4	27	8	1	7	.247
*May 18	at Houston	39	12	12	11	0	0	2	18	11	0	5	0	1	0	0	0	13	27	7	0	12	.249
*May 19	at Houston	36	7	9	6	0	0	3	18	6	0	0	3	0	0	0	0	16	28	15	1	5	.249
*May 20	at Houston	31	6	8	6	2	1	2	18	4	0	3	1	2	0	1	1	12	24	7	1	5	.249
Totals		1765	354	439	319	73	10	74	754	279	1	102	32	58	20	12	15	579	1385	532	67	388	.249



## 2023 STATISTICS

The Automated ScoreBook  
Team Game-by-Game for Cincinnati (as of May 22, 2023)  
Pitching (All games)

Date	Opponent	ip	h	r	er	bb	so	2b	3b	hr	wp	bk	hbp	dp	ibb	score	w-l	sv	era
Feb 17	at Georgia State	8.0	14	12	12	6	10	2	0	4	0	0	3	0	0	2-12	0-1	0	13.50
Feb 18	at Georgia State	7.0	7	4	3	6	9	2	2	0	2	0	2	0	0	9-4	1-1	0	9.00
Feb 18	at Georgia State	7.0	4	3	3	9	8	1	0	2	0	0	0	2	0	2-3	1-2	0	7.36
Feb 19	at Georgia State	9.0	8	4	4	5	10	0	0	2	1	0	1	0	1	6-4	2-2	1	6.39
Feb 24	at Florida	8.0	16	13	12	6	7	1	1	2	3	0	3	2	0	6-13	2-3	1	7.85
Feb 25	at Florida	7.1	11	13	10	4	5	3	0	3	1	0	3	1	0	3-13	2-4	1	8.55
Feb 26	at Florida	8.0	13	13	12	5	5	1	0	8	1	0	2	0	1	7-13	2-5	1	9.28
Mar 01	MIAMI	9.0	16	15	14	13	16	7	0	3	0	0	2	0	0	12-15	2-6	1	9.95
Mar 04	NORTH ALABAMA	7.0	2	0	0	1	7	1	0	0	0	0	0	1	0	9-0	3-6	1	8.96
Mar 04	NORTH ALABAMA	9.0	10	8	7	7	10	3	0	0	1	0	1	0	0	9-8	4-6	2	8.74
Mar 05	NORTH ALABAMA	8.0	6	1	1	2	6	0	0	1	0	0	2	1	0	2-1	5-6	2	8.04
Mar 05	NORTH ALABAMA	7.0	3	1	1	4	5	0	0	1	1	0	0	1	0	8-1	6-6	2	7.54
Mar 08	at Eastern Kentucky	9.0	3	5	4	7	10	0	0	1	1	0	3	0	0	10-5	7-6	2	7.23
Mar 10	at Wofford	8.0	13	12	8	3	9	1	0	2	2	0	3	1	0	3-12	7-7	2	7.36
Mar 11	at Wofford	8.0	8	5	4	5	7	2	1	0	2	0	5	2	1	2-5	7-8	2	7.16
Mar 14	at Winthrop	9.0	4	1	0	3	7	0	0	0	2	0	0	0	0	3-1	8-8	3	6.66
Mar 15	at Winthrop	8.0	12	13	13	5	7	4	0	0	2	0	1	0	0	3-13	8-9	3	7.13
Mar 16	at USC Upstate	8.0	11	6	5	2	2	3	1	0	0	0	1	1	0	1-6	8-10	3	7.05
Mar 17	vs Princeton	9.0	15	7	7	9	12	5	0	0	0	1	1	0	0	5-7	8-11	3	7.04
Mar 18	vs Princeton	9.0	8	3	3	2	7	1	1	0	1	0	1	1	0	2-3	8-12	3	6.82
Mar 21	MARSHALL	9.0	11	8	6	5	6	1	1	2	0	0	1	2	0	4-8	8-13	3	6.78
Mar 22	at Xavier	9.0	9	6	5	8	9	1	0	1	0	0	1	1	0	19-6	9-13	3	6.69
Mar 25	BUTLER	8.0	11	5	5	2	8	2	1	0	0	0	0	0	0	15-5	10-13	3	6.64
Mar 26	BUTLER	9.0	7	8	7	7	13	1	0	2	0	0	2	0	0	5-8	10-14	3	6.66
Mar 26	BUTLER	7.0	7	3	3	3	1	2	0	1	0	1	1	2	0	13-3	11-14	3	6.56
Mar 28	LOUISVILLE	7.0	12	14	14	5	7	0	0	4	1	0	3	0	0	1-14	11-15	3	6.94
*Mar 31	WICHITA STATE	9.0	7	2	2	3	7	0	0	0	0	0	0	2	0	1-2	11-16	3	6.74
*Apr 01	WICHITA STATE	9.0	10	10	6	3	6	4	1	0	0	0	5	0	0	6-10	11-17	3	6.71
*Apr 02	WICHITA STATE	9.0	10	8	7	6	9	0	0	3	1	0	2	1	0	9-8	12-17	3	6.72
Apr 04	at Wright State	8.0	12	7	4	3	9	2	0	0	2	0	1	1	0	6-7	12-18	3	6.65
*Apr 06	at Memphis	9.0	8	2	2	3	9	1	0	0	0	0	2	0	0	6-2	13-18	3	6.49
*Apr 07	at Memphis	8.0	7	6	6	4	11	0	1	0	1	0	1	0	0	2-6	13-19	3	6.49
*Apr 08	at Memphis	9.0	7	3	3	8	5	1	2	0	0	0	1	0	0	5-3	14-19	4	6.38
Apr 11	MIAMI	10.0	6	5	4	3	11	0	0	1	1	0	3	1	0	7-5	15-19	4	6.28
*Apr 14	at East Carolina	8.0	8	9	8	7	8	1	0	2	1	0	0	1	0	4-9	15-20	4	6.35
*Apr 15	at East Carolina	6.1	14	10	10	2	3	2	0	3	2	0	2	0	0	0-10	15-21	4	6.52
*Apr 16	at East Carolina	6.0	12	13	12	4	5	4	0	2	1	0	1	0	0	3-13	15-22	4	6.75
Apr 19	INDIANA	9.0	12	11	11	8	12	2	0	2	1	0	2	1	0	9-11	15-23	4	6.87
*Apr 21	TULANE	9.0	13	9	9	5	7	2	0	3	1	0	1	0	0	12-9	16-23	5	6.93
*Apr 22	TULANE	9.0	10	10	7	9	8	0	0	0	0	0	3	0	0	3-10	16-24	5	6.93
*Apr 23	TULANE	7.0	4	1	0	4	9	1	0	0	0	0	3	1	0	12-1	17-24	5	6.79
*Apr 28	at South Florida	10.0	6	7	6	4	12	2	0	2	1	0	3	0	1	9-7	18-24	6	6.75
*Apr 29	at South Florida	8.2	12	9	9	5	7	2	0	2	0	0	1	1	0	11-9	19-24	6	6.81
*Apr 30	at South Florida	9.0	7	4	3	2	8	3	0	1	1	0	1	1	0	10-4	20-24	6	6.72
*May 05	EAST CAROLINA	9.0	11	9	8	4	5	2	3	1	0	0	1	1	0	3-9	20-25	6	6.75
*May 06	EAST CAROLINA	9.0	14	11	11	6	4	0	1	2	1	0	0	1	0	3-11	20-26	6	6.85
*May 07	EAST CAROLINA	10.0	8	6	5	3	4	4	0	0	1	0	3	1	0	5-6	20-27	6	6.79
May 09	XAVIER	9.0	8	7	3	5	7	2	0	1	0	0	3	1	0	8-7	21-27	7	6.71
*May 12	UCF	7.0	5	3	3	5	9	3	0	0	0	0	1	3	0	13-3	22-27	7	6.66
*May 13	UCF	9.0	16	12	12	1	6	2	0	6	0	1	3	1	0	4-12	22-28	7	6.77
*May 14	UCF	9.0	10	9	9	5	8	3	0	2	1	0	4	1	0	7-9	22-29	7	6.82
May 16	GEORGETOWN	9.0	11	6	6	6	7	2	0	1	0	0	2	0	0	10-6	23-29	7	6.80
*May 18	at Houston	9.0	12	7	7	6	5	3	0	0	1	0	3	2	0	12-7	24-29	8	6.81
*May 19	at Houston	9.1	8	8	3	4	9	2	0	2	1	0	1	0	0	7-8	24-30	8	6.73
*May 20	at Houston	8.0	8	7	6	5	7	3	0	2	1	1	2	0	0	6-7	24-31	8	6.73
Totals		461.2	517	394	345	267	420	97	16	77	40	4	97	39	4	354-394	24-31	8	6.73

**The Automated ScoreBook**  
**Games Summary for Cincinnati (as of May 22, 2023)**  
**(All games)**

Score by innings	1	2	3	4	5	6	7	8	9	EX	Total
Cincinnati	34	38	26	50	53	61	30	39	18	5	354
Opponents	53	42	39	33	53	47	50	39	35	3	394

**Record when ...**

Overall	24-31	After 6 leading	18-7
Conference	10-14	..... trailing	3-20
Non-Conference	14-17	..... tied	3-4
Home games	13-13	After 7 leading	14-3
Away games	11-16	..... trailing	2-22
Neutral site	0-2	..... tied	1-2
Day games	19-21	After 8 leading	15-2
Night games	5-10	..... trailing	1-23
vs Left starter	4-7	..... tied	0-1
vs Right starter	20-24		
1-Run games	4-7	Hit 0 home runs	5-12
2-Run games	6-3	... 1 home run	5-10
5+Run games	11-15	... 2+ home runs	14-9
Extra innings	3-2		
Shutouts	1-1	Opponent 0 home runs	10-11
		..... 1 home run	9-1
Scoring 0-2 runs	1-9	..... 2+ HRs	5-19
..... 3-5 runs	2-13		
..... 6-9 runs	10-8	Made 0 errors	6-7
..... 10+ runs	11-1	.... 1 error	16-8
		.... 2+ errors	2-16
Opponent 0-2 runs	6-1		
..... 3-5 runs	9-3	Opp. made 0 errors	3-17
..... 6-9 runs	9-12	..... 1 error	8-9
..... 10+ runs	0-15	..... 2+ errors	13-5
Scored in 1st inning	12-9	Out-hit opponent	16-4
Opp. scored in 1st	7-17	Out-hit by opponent	6-26
Scores first	13-11	Hits are tied	2-1
Opp. scores first	11-20		

**Record when team scores:**

Runs	0	1	2	3	4	5	6	7	8	9	10+
W-L	0-1	0-3	1-5	1-7	0-3	1-3	2-4	1-3	2-0	5-1	11-1

**Record when opponent scores:**

Runs	0	1	2	3	4	5	6	7	8	9	10+
W-L	1-0	4-0	1-1	3-2	3-0	3-1	2-3	3-3	2-3	2-3	0-15

**Record when leading after:**

Inn.	1	2	3	4	5	6	7	8
W-L	11-6	16-5	15-6	16-7	16-9	18-7	14-3	15-2

**Record when trailing after:**

Inn.	1	2	3	4	5	6	7	8
W-L	4-15	8-17	8-18	7-20	6-19	3-20	2-22	1-23

**Record when tied after:**

Inn.	1	2	3	4	5	6	7	8
W-L	9-10	0-9	1-7	1-4	2-3	3-4	1-2	0-1

Current losing streak: 2

Longest winning streak: 5

Longest losing streak: 5

Home attendance : 19941 ( 23 dates avg = 867 )

Away attendance : 44875 ( 28 dates avg = 1602 )

Total attendance: 64816 ( 51 dates avg = 1270 )

**The Automated ScoreBook**  
**Season Game Highs for Cincinnati (as of May 22, 2023)**  
**(All games)**

TEAM GAME HIGHS

Batting

At bats:	42	-	at Xavier (Mar 22, 2023)
Runs scored:	19	-	at Xavier (Mar 22, 2023)
Hits:	16	-	at South Florida (Apr 29, 2023)
RBIs:	18	-	at Xavier (Mar 22, 2023)
Doubles:	5	-	vs UCF (May 12, 2023)
Triples:	2	-	vs UCF (May 12, 2023)
Home runs:	4	-	vs North Alabama (Mar 05, 2023)
	4	-	at Xavier (Mar 22, 2023)
	4	-	at South Florida (Apr 28, 2023)
Total bases:	28	-	vs UCF (May 12, 2023)
Walks:	11	-	(4 times )
Strikeouts:	17	-	at Georgia State (Feb 17, 2023)
	17	-	vs Miami (Mar 01, 2023)
	17	-	at USC Upstate (Mar 16, 2023)
Sac hits:	2	-	at Eastern Kentucky (Mar 08, 2023)
	2	-	vs UCF (May 14, 2023)
Sac flies:	3	-	at Wright State (Apr 04, 2023)
Stolen bases:	9	-	vs Butler (Mar 26, 2023)
	9	-	at Memphis (Apr 08, 2023)
Hit by pitch:	5	-	vs Miami (Mar 01, 2023)
Caught stealing:	3	-	at Wofford (Mar 11, 2023)
	3	-	at Houston (May 19, 2023)
Runners LOB:	15	-	vs Butler (Mar 26, 2023)
Hit into DP:	2	-	vs Marshall (Mar 21, 2023)
	2	-	at Memphis (Apr 06, 2023)

Fielding

Putouts:	30	-	vs Miami (Apr 11, 2023)
	30	-	at South Florida (Apr 28, 2023)
	30	-	vs East Carolina (May 07, 2023)
Assists:	18	-	vs East Carolina (May 06, 2023)
Errors:	5	-	vs Xavier (May 09, 2023)
Passed balls:	1	-	(7 times )
DPs turned:	3	-	vs UCF (May 12, 2023)

Pitching

Innings pitched:	10.0	-	vs Miami (Apr 11, 2023)
	10.0	-	at South Florida (Apr 28, 2023)
	10.0	-	vs East Carolina (May 07, 2023)
Runs allowed:	15	-	vs Miami (Mar 01, 2023)
Earned runs:	14	-	vs Miami (Mar 01, 2023)
	14	-	vs Louisville (Mar 28, 2023)
Walks allowed:	13	-	vs Miami (Mar 01, 2023)
Strikeouts:	16	-	vs Miami (Mar 01, 2023)
Hits allowed:	16	-	at Florida (Feb 24, 2023)
	16	-	vs Miami (Mar 01, 2023)
	16	-	vs UCF (May 13, 2023)
Doubles allowed:	7	-	vs Miami (Mar 01, 2023)

**The Automated ScoreBook**  
**Season Game Highs for Cincinnati (as of May 22, 2023)**  
**(All games)**

INDIVIDUAL GAME HIGHS

Batting

At bats:	6	-	(5 times )
Runs scored:	3	-	(12 times )
Hits:	4	-	Hegemann, J. at South Florida (Apr 30, 2023)
RBIs:	5	-	(4 times )
Doubles:	2	-	(9 times )
Triples:	1	-	(10 times )
Home runs:	2	-	Cross, K. vs UCF (May 13, 2023)
Total bases:	8	-	Cross, K. vs UCF (May 13, 2023)
Walks:	4	-	Hegemann, J. vs Butler (Mar 26, 2023)
Strikeouts:	4	-	(9 times )
Sac hits:	2	-	Springer, S. vs UCF (May 14, 2023)
Sac flies:	2	-	Cross, K. at Wright State (Apr 04, 2023)
Stolen bases:	3	-	Brooks, L. vs Butler (Mar 26, 2023)
Hit by pitch:	2	-	Schupmann K. at Georgia State (Feb 18, 2023)
	2	-	Guidry, K. vs Miami (Mar 01, 2023)
Caught stealing:	2	-	Vidourek, L. at Wofford (Mar 11, 2023)
Runners LOB:	7	-	Nicholson, R vs Butler (Mar 26, 2023)

Fielding

Putouts:	16	-	Scheler, C. vs Miami (Mar 01, 2023)
Assists:	11	-	Springer, S. vs East Carolina (May 06, 2023)
Errors:	2	-	(5 times )
Passed balls:	1	-	(7 times )

Pitching

Innings pitched:	7.0	-	Brosky, D. vs North Alabama (Mar 04, 2023)
Runs allowed:	8	-	Brosky, D. at Wofford (Mar 10, 2023)
	8	-	Boba, T. vs Louisville (Mar 28, 2023)
	8	-	Harker, G. vs Tulane (Apr 21, 2023)
Earned runs:	8	-	Boba, T. vs Louisville (Mar 28, 2023)
	8	-	Harker, G. vs Tulane (Apr 21, 2023)
Walks allowed:	5	-	Brosky, D. at Georgia State (Feb 18, 2023)
	5	-	Hugus, G. at East Carolina (Apr 14, 2023)
	5	-	O'Connor, T. vs Indiana (Apr 19, 2023)
Strikeouts:	9	-	Boba, T. vs Miami (Apr 11, 2023)
Hits allowed:	9	-	Hopewell, C. at East Carolina (Apr 15, 2023)
	9	-	Harker, G. vs Tulane (Apr 21, 2023)
Doubles allowed:	3	-	(4 times )
Triples allowed:	2	-	Harker, G. vs East Carolina (May 05, 2023)
Homers allowed:	3	-	Murphy, J. at Florida (Feb 26, 2023)
	3	-	Harker, G. vs Tulane (Apr 21, 2023)
Wild pitches:	2	-	Harker, G. at Wofford (Mar 11, 2023)
	2	-	Boba, T. at Winthrop (Mar 15, 2023)
Hit batters:	3	-	(6 times )



# The Automated ScoreBook

## Batting Leaders for Cincinnati (as of May 22, 2023)

### (All games)

Hitting minimums - 1 Games 1% of Games 1 AB 1.0 AB/Game 1 TPA 2.0 TPA/Game  
Pitching minimums - 1 Games 1.0 IP/Game

<b>Batting avg</b>		<b>Slugging pct</b>		<b>On base pct</b>	
1. 22 Hegemann, J.	.333	1. 25 Nicholson, R	.612	1. 22 Hegemann, J.	.479
2. 25 Nicholson, R	.301	2. 0 Jones, A.	.472	2. 0 Jones, A.	.397
3. 0 Jones, A.	.278	3. 2 Cross, K.	.464	3. 25 Nicholson, R	.383
4. 2 Cross, K.	.268	4. 10 Harting, C.	.440	4. 2 Cross, K.	.373
5. 14 Vidourek, L.	.248	5. 9 Guidry, K.	.416	5. 8 Brooks, L.	.361
<b>Runs scored</b>		<b>Hits</b>		<b>Runs batted in</b>	
1. 2 Cross, K.	47	1. 25 Nicholson, R	62	1. 25 Nicholson, R	39
2. 25 Nicholson, R	40	2. 2 Cross, K.	49	2. 9 Guidry, K.	37
3. 9 Guidry, K.	38	3. 10 Harting, C.	41	3. 2 Cross, K.	35
4. 10 Harting, C.	37	4. 0 Jones, A.	40	4. 10 Harting, C.	34
5. 0 Jones, A.	26	5. 22 Hegemann, J.	37	5. 0 Jones, A.	30
<b>Doubles</b>		<b>Triples</b>		<b>Home runs</b>	
1. 25 Nicholson, R	15	1. 25 Nicholson, R	2	1. 25 Nicholson, R	15
2. 2 Cross, K.	10	44 O'Connor, T.	2	2. 10 Harting, C.	9
3. 9 Guidry, K.	8	3. 6 tied at.....	1	3. 44 O'Connor, T.	8
4. 10 Harting, C.	7			2 Cross, K.	8
0 Jones, A.	7			5. 0 Jones, A.	7
<b>Total bases</b>		<b>Walks</b>		<b>Hit by pitch</b>	
1. 25 Nicholson, R	126	1. 2 Cross, K.	29	1. 3 Sponseller J	7
2. 2 Cross, K.	85	10 Harting, C.	29	9 Guidry, K.	7
3. 10 Harting, C.	77	3. 22 Hegemann, J.	28	3. 0 Jones, A.	6
4. 0 Jones, A.	68	25 Nicholson, R	28	4. 3 tied at..	5
5. 9 Guidry, K.	62	5. 0 Jones, A.	23		
<b>Sac bunts</b>		<b>Sac flies</b>		<b>Stolen bases</b>	
1. 2 Cross, K.	4	1. 9 Guidry, K.	4	1. 8 Brooks, L.	14
2. 22 Hegemann, J.	3	2. 2 Cross, K.	2	2 Cross, K.	14
4 Springer, S.	3	23 Schupmann K.	2	3. 10 Harting, C.	12
4. 8 Brooks, L.	2	4. 4 tied at.....	1	4. 22 Hegemann, J.	11
28 Hugus, G.	2			5. 28 Hugus, G.	10
<b>Caught stealing</b>		<b>Steal attempts</b>		<b>Stolen base pct</b>	
1. 22 Hegemann, J.	6	1. 22 Hegemann, J.	17	1. 28 Hugus, G.	1.000
2. 25 Nicholson, R	4	2. 2 Cross, K.	16	2. 8 Brooks, L.	.933
14 Vidourek, L.	4	3. 8 Brooks, L.	15	3. 2 Cross, K.	.875
4. 44 O'Connor, T.	3	4. 10 Harting, C.	14	4. 10 Harting, C.	.857
9 Guidry, K.	3	5. 14 Vidourek, L.	12	5. 0 Jones, A.	.778
<b>Strikeouts</b>		<b>Grounded into DP</b>		<b>Total plate appearances</b>	
1. 10 Harting, C.	63	1. 25 Nicholson, R	4	1. 25 Nicholson, R	236
2. 25 Nicholson, R	55	2. 6 Palmieri, M.	2	2. 2 Cross, K.	221
3. 14 Vidourek, L.	49	10 Harting, C.	2	3. 10 Harting, C.	210
4. 28 Hugus, G.	48	3 Sponseller J	2	4. 9 Guidry, K.	183
5. 9 Guidry, K.	47	0 Jones, A.	2	5. 0 Jones, A.	174
<b>At bats</b>		<b>Games played</b>		<b>Game starts</b>	
1. 25 Nicholson, R	206	1. 25 Nicholson, R	53	1. 25 Nicholson, R	52
2. 2 Cross, K.	183	2. 2 Cross, K.	52	2. 10 Harting, C.	47
3. 10 Harting, C.	175	3. 10 Harting, C.	51	3. 2 Cross, K.	46
4. 9 Guidry, K.	149	4. 9 Guidry, K.	46	4. 9 Guidry, K.	42
5. 0 Jones, A.	144	5. 0 Jones, A.	44	5. 8 Brooks, L.	38
<b>Games as sub</b>					
1. 30 Dean, C.	13				
2. 3 Sponseller J	11				
23 Schupmann K.	11				
4. 4 Springer, S.	9				
5. 0 Jones, A.	7				

## 2023 STATISTICS

**The Automated ScoreBook**  
**Pitching Leaders for Cincinnati (as of May 22, 2023)**  
**(All games)**

Hitting minimums - 1 Games 1% of Games 1 AB 1.0 AB/Game 1 TPA 2.0 TPA/Game  
 Pitching minimums - 1 Games 1.0 IP/Game

<b>Earned run avg</b>		<b>Opposing bat avg</b>		<b>Won-loss pct</b>	
1. 33 Hopewell, C.	5.72	1. 33 Hopewell, C.	.293	1. 33 Hopewell, C.	.250
<b>Wins</b>		<b>Losses</b>		<b>Saves</b>	
1. 20 Murphy, J.	3	1. 33 Hopewell, C.	6	1. 31 White, M.	3
43 Segal, Z.	3	2. 35 Harker, G.	5	2. 28 Hugus, G.	2
32 Brosky, D.	3	3. 77 Shea, A.	3	18 Bergmann, M.	2
26 Horst, C.	3	26 Horst, C.	3	4. 20 Murphy, J.	1
5. 5 tied at...	2	13 McClanahan N	3		
<b>Innings pitched</b>		<b>Batters struck out</b>		<b>Appearances</b>	
1. 33 Hopewell, C.	61.1	1. 33 Hopewell, C.	49	1. 77 Shea, A.	23
		2. 26 Horst, C.	46	2. 43 Segal, Z.	21
		3. 35 Harker, G.	44	3. 31 White, M.	20
		4. 34 Boba, T.	43	18 Bergmann, M.	20
		5. 18 Bergmann, M.	34	5. 20 Murphy, J.	19
<b>Games started</b>		<b>Games finished</b>		<b>Games in relief</b>	
1. 33 Hopewell, C.	14	1. 31 White, M.	11	1. 77 Shea, A.	22
2. 34 Boba, T.	12	2. 18 Bergmann, M.	9	2. 43 Segal, Z.	21
3. 26 Horst, C.	8	3. 28 Hugus, G.	8	3. 31 White, M.	20
35 Harker, G.	8	4. 20 Murphy, J.	5	18 Bergmann, M.	20
5. 32 Brosky, D.	6	43 Segal, Z.	5	5. 20 Murphy, J.	19
<b>Wild pitches</b>		<b>Balks</b>		<b>Hit batters</b>	
1. 34 Boba, T.	9	1. 13 McClanahan N	1	1. 26 Horst, C.	15
2. 77 Shea, A.	8	32 Brosky, D.	1	2. 35 Harker, G.	12
3. 35 Harker, G.	5	33 Hopewell, C.	1	3. 20 Murphy, J.	11
4. 33 Hopewell, C.	4	44 O'Connor, T.	1	4. 34 Boba, T.	10
5. 2 tied at.....	3			5. 3 tied at....	7
<b>Intentional BB allowed</b>		<b>Runners picked off</b>		<b>Batters SO out looking</b>	
1. 31 White, M.	2	1. 33 Hopewell, C.	4	1. 33 Hopewell, C.	16
2. 43 Segal, Z.	1	2. 5 Scheler, C.	1	2. 77 Shea, A.	14
28 Hugus, G.	1	20 Murphy, J.	1	3. 26 Horst, C.	12
				4. 35 Harker, G.	11
				18 Bergmann, M.	11
<b>Sac bunts allowed</b>		<b>Sac flies allowed</b>		<b>Hits allowed</b>	
1. 32 Brosky, D.	5	1. 32 Brosky, D.	3	1. 33 Hopewell, C.	71
2. 33 Hopewell, C.	3	77 Shea, A.	3		
77 Shea, A.	3	3. 43 Segal, Z.	2		
4. 43 Segal, Z.	2	18 Bergmann, M.	2		
26 Horst, C.	2	26 Horst, C.	2		
<b>Runs allowed</b>		<b>Earned runs allowed</b>		<b>Walks allowed</b>	
1. 33 Hopewell, C.	39	1. 33 Hopewell, C.	39	1. 33 Hopewell, C.	26
<b>Doubles allowed</b>		<b>Triples allowed</b>		<b>Home runs allowed</b>	
1. 33 Hopewell, C.	5	1. 33 Hopewell, C.	2	1. 33 Hopewell, C.	9

**The Automated ScoreBook**  
**Fielding Leaders for Cincinnati (as of May 22, 2023)**  
**(All games)**

Hitting minimums - 1 Games    1% of Games  
Pitching minimums - 1 Games    1.0 IP/Game

<b>Fielding pct</b>		<b>Chances</b>		<b>Putouts</b>	
1. 30 Dean, C.	1.000	1. 25 Nicholson, R	468	1. 25 Nicholson, R	430
13 McClanahan N	1.000	2. 0 Jones, A.	215	2. 0 Jones, A.	194
18 Bergmann, M.	1.000	3. 8 Brooks, L.	177	3. 5 Scheler, C.	135
31 White, M.	1.000	4. 5 Scheler, C.	146	4. 15 Kligenbeck	96
3 Sponseller J	1.000	5. 28 Hugus, G.	142	5. 10 Harting, C.	79
<b>Assists</b>		<b>Errors</b>		<b>Fielding double plays</b>	
1. 8 Brooks, L.	108	1. 9 Guidry, K.	10	1. 25 Nicholson, R	34
2. 28 Hugus, G.	76	2. 28 Hugus, G.	8	2. 8 Brooks, L.	19
3. 9 Guidry, K.	75	3. 4 Springer, S.	6	3. 28 Hugus, G.	18
4. 4 Springer, S.	57	4. 2 Cross, K.	5	4. 9 Guidry, K.	10
5. 23 Schupmann K.	36	25 Nicholson, R	5	5. 4 Springer, S.	6
<b>Stolen bases against</b>		<b>Caught stealing by</b>		<b>Steal attempts against</b>	
1. 0 Jones, A.	28	1. 0 Jones, A.	7	1. 0 Jones, A.	35
2. 5 Scheler, C.	25	2. 5 Scheler, C.	5	2. 5 Scheler, C.	30
3. 15 Kligenbeck	13	3. 26 Horst, C.	4	3. 15 Kligenbeck	15
4. 43 Segal, Z.	11	4. 33 Hopewell, C.	3	4. 43 Segal, Z.	11
5. 2 tied at..	8	5. 4 tied at..	2	5. 35 Harker, G.	10
<b>Passed balls</b>		<b>Catchers interference</b>			
1. 5 Scheler, C.	4				
2. 0 Jones, A.	3				

## 2023 STATISTICS

**The Automated ScoreBook**  
**Batting Analysis for Cincinnati (as of May 22, 2023)**  
**(All games Sorted by Player Name)**

Player	vs left			vs right			w/runners			w/bases empty			w/bases loaded			as leadoff			fly	gnd	fly/
	h	ab	avg	h	ab	avg	h	ab	avg	h	ab	avg	h	ab	avg	rch	ops	pct	out	out	gnd
23 Schupmann K.	2	23	.087	7	43	.163	5	29	.172	4	37	.108	0	0	---	6	21	.286	22	7	3.1
8 Brooks, L.	6	29	.207	22	92	.239	16	59	.271	12	62	.194	0	2	.000	10	22	.455	29	22	1.3
2 Cross, K.	11	48	.229	38	135	.281	25	80	.313	24	103	.233	2	5	.400	21	60	.350	50	38	1.3
30 Dean, C.	1	11	.091	11	43	.256	7	19	.368	5	35	.143	1	4	.250	4	12	.333	18	6	3.0
9 Guidry, K.	8	32	.250	28	117	.239	21	64	.328	15	85	.176	4	8	.500	9	40	.225	36	29	1.2
10 Harting, C.	9	41	.220	32	134	.239	24	83	.289	17	92	.185	1	7	.143	15	54	.278	27	41	0.7
22 Hegemann, J.	9	33	.273	28	78	.359	11	38	.289	26	73	.356	1	8	.125	19	41	.463	26	29	0.9
28 Hugus, G.	7	24	.292	21	94	.223	16	55	.291	12	63	.190	4	8	.500	8	29	.276	16	26	0.6
3 Sponseller J	1	11	.091	12	56	.214	7	32	.219	6	35	.171	2	3	.667	3	14	.214	22	10	2.2
0 Jones, A.	11	41	.268	29	103	.282	25	79	.316	15	65	.231	2	4	.500	10	29	.345	39	28	1.4
15 Klingenbeck	0	6	.000	5	38	.132	4	26	.154	1	18	.056	1	4	.250	3	13	.231	13	5	2.6
25 Nicholson, R	16	59	.271	46	147	.313	26	101	.257	36	105	.343	2	11	.182	19	43	.442	45	46	1.0
44 O'Connor, T.	5	13	.385	16	55	.291	13	38	.342	8	30	.267	0	1	.000	7	12	.583	8	6	1.3
6 Palmieri, M.	2	6	.333	4	10	.400	2	6	.333	4	10	.400	0	1	.000	3	4	.750	3	3	1.0
5 Scheler, C.	2	17	.118	4	34	.118	2	18	.111	4	33	.121	1	4	.250	5	15	.333	9	10	0.9
4 Springer, S.	4	15	.267	9	44	.205	9	27	.333	4	32	.125	0	3	.000	4	12	.333	12	15	0.8
14 Vidourek, L.	9	38	.237	24	95	.253	10	50	.200	23	83	.277	2	10	.200	20	49	.408	32	19	1.7
Totals	103	447	.230	336	1318	.255	223	804	.277	216	961	.225	23	83	.277	166	470	.353	407	340	1.2
Opponents	121	416	.291	396	1416	.280	283	970	.292	234	862	.271	19	69	.275	191	464	.412	419	474	0.9

Player	pinch hitting			w/runners in scoring pos			w/runner on 3rd and LT 2 out			with 2 outs			success adv runners			2- rns			rch	rch	kl
	h	ab	avg	h	ab	avg	rbi	ops	pct	h	ab	avg	adv	ops	pct	rbi	w/out	lob	err	fc	kl
23 Schupmann K.	0	1	.000	3	18	.167	5	9	.556	4	25	.160	14	38	.368	4	3	10	0	1	9
8 Brooks, L.	0	0	---	12	45	.267	10	12	.833	11	54	.204	32	72	.444	6	6	40	2	1	12
2 Cross, K.	2	3	.667	14	53	.264	9	13	.692	13	54	.241	52	93	.559	11	16	35	4	4	9
30 Dean, C.	1	7	.143	4	11	.364	1	5	.200	4	16	.250	12	24	.500	3	0	4	1	0	4
9 Guidry, K.	1	3	.333	15	45	.333	9	11	.818	14	60	.233	40	76	.526	18	11	27	5	1	20
10 Harting, C.	0	3	.000	18	62	.290	8	14	.571	15	52	.288	51	98	.520	14	10	34	3	8	22
22 Hegemann, J.	0	1	.000	9	26	.346	6	10	.600	13	29	.448	26	48	.542	7	11	15	2	1	5
28 Hugus, G.	0	3	.000	10	35	.286	5	10	.500	9	38	.237	29	61	.475	10	11	25	2	0	17
3 Sponseller J	0	6	.000	4	17	.235	4	6	.667	4	18	.222	14	37	.378	5	1	12	1	1	6
0 Jones, A.	3	6	.500	14	49	.286	8	13	.615	12	38	.316	39	86	.453	14	10	27	5	5	13
15 Klingenbeck	0	2	.000	3	16	.188	1	4	.250	2	13	.154	13	32	.406	2	4	15	1	2	5
25 Nicholson, R	0	0	---	13	59	.220	7	11	.636	23	75	.307	51	109	.468	19	21	43	1	4	7
44 O'Connor, T.	0	1	.000	7	23	.304	1	2	.500	6	25	.240	18	41	.439	5	1	17	1	1	8
6 Palmieri, M.	0	0	---	1	5	.200	0	1	.000	1	4	.250	2	6	.333	2	0	5	1	0	1
5 Scheler, C.	0	1	.000	2	14	.143	2	6	.333	1	22	.045	6	22	.273	0	1	16	0	1	1
4 Springer, S.	0	3	.000	5	19	.263	2	4	.500	6	19	.316	21	34	.618	5	11	16	0	1	9
14 Vidourek, L.	0	0	---	7	36	.194	5	7	.714	8	34	.235	25	60	.417	7	10	33	0	2	10
Totals	7	40	.175	141	533	.265	83	138	.601	146	576	.253	445	937	.475	132	127	388	29	33	158
Opponents	6	35	.171	164	605	.271	92	166	.554	168	604	.278	545	1109	.491	142	150	453	32	52	126

Success Advancing Runners = percentage of times the batter advanced at least one runner during a plate appearance

#Rnrs Adv w/Out = TOTAL number of runners advanced when the player made an out



**The Automated ScoreBook**  
**Pitching Analysis for Cincinnati (as of May 22, 2023)**  
**(All games Sorted by Player Name)**

Player	vs left			vs right			w/runners			w/bases empty			vs leadoff			with 2 outs			fly	gnd	fly/
	h	ab	avg	h	ab	avg	h	ab	avg	h	ab	avg	rch	ops	pct	h	ab	avg	out	out	gnd
18 Bergmann, M.	13	51	.255	30	82	.366	27	76	.355	16	57	.281	10	29	.345	15	45	.333	21	34	0.6
34 Boba, T.	18	78	.231	30	108	.278	24	87	.276	24	99	.242	20	51	.392	17	60	.283	38	58	0.7
32 Brosky, D.	17	62	.274	29	112	.259	26	87	.299	20	87	.230	12	43	.279	14	56	.250	61	35	1.7
29 Earls, C.	1	2	.500	1	3	.333	0	2	.000	2	3	.667	3	3	1.000	0	1	.000	2	1	2.0
46 Garula, B.	4	11	.364	10	25	.400	11	27	.407	3	9	.333	5	8	.625	4	10	.400	7	7	1.0
35 Harker, G.	31	100	.310	29	114	.254	34	119	.286	26	95	.274	27	55	.491	16	66	.242	52	53	1.0
33 Hopewell, C.	34	114	.298	37	128	.289	32	111	.288	39	131	.298	28	66	.424	23	79	.291	52	70	0.7
26 Horst, C.	15	57	.263	35	121	.289	22	88	.250	28	90	.311	18	46	.391	20	61	.328	30	49	0.6
28 Hugus, G.	11	42	.262	11	45	.244	13	48	.271	9	39	.231	5	19	.263	10	32	.313	27	10	2.7
11 Linn, C.	2	3	.667	0	1	.000	1	2	.500	1	2	.500	2	2	1.000	0	1	.000	0	1	0.0
20 Murphy, J.	17	41	.415	15	78	.192	14	62	.226	18	57	.316	14	31	.452	6	35	.171	15	49	0.3
13 McClanahan N	5	16	.313	12	43	.279	13	33	.394	4	26	.154	5	14	.357	7	22	.318	16	12	1.3
44 O'Connor, T.	6	21	.286	11	41	.268	10	39	.256	7	23	.304	10	20	.500	5	19	.263	10	20	0.5
43 Segal, Z.	12	41	.293	18	66	.273	18	65	.277	12	42	.286	7	18	.389	11	41	.268	29	25	1.2
77 Shea, A.	16	49	.327	20	82	.244	19	68	.279	17	63	.270	16	37	.432	16	46	.348	38	28	1.4
31 White, M.	12	45	.267	15	50	.300	19	56	.339	8	39	.205	9	22	.409	4	30	.133	21	22	1.0
Totals	214	733	.292	303	1099	.276	283	970	.292	234	862	.271	191	464	.412	168	604	.278	419	474	0.9
Opponents	212	800	.265	227	965	.235	223	804	.277	216	961	.225	166	470	.353	146	576	.253	407	340	1.2

Player	ap	gs	ip/app	*h/g	*r/g	*er/g	*bb/g	*so/g	k/bb	*2b/g	*3b/g	*hr/g	*fo/g	*go/g	*bf/g	sba	att	pct
18 Bergmann, M.	20	0	1.58	12.22	9.66	7.96	4.83	9.66	2.0	2.27	0.28	2.56	5.97	9.66	44.62	3	5	.600
34 Boba, T.	14	12	3.38	9.13	6.65	6.27	4.37	8.18	1.9	2.28	0.00	1.33	7.23	11.03	42.02	2	4	.500
32 Brosky, D.	13	6	3.46	9.20	7.20	5.20	4.40	6.60	1.5	1.80	0.40	1.20	12.20	7.00	41.40	5	5	1.000
29 Earls, C.	2	0	0.50	18.00	18.00	18.00	36.00	0.00	0.0	0.00	0.00	9.00	18.00	9.00	81.00	2	2	1.000
46 Garula, B.	7	0	1.19	15.12	17.28	17.28	10.80	8.64	0.8	1.08	0.00	1.08	7.56	7.56	58.32	1	1	1.000
35 Harker, G.	17	8	3.12	10.19	8.15	6.62	5.26	7.47	1.4	1.87	0.68	1.36	8.83	9.00	43.81	8	10	.800
33 Hopewell, C.	14	14	4.38	10.42	5.72	5.72	3.82	7.19	1.9	0.73	0.29	1.32	7.63	10.27	40.21	2	5	.400
26 Horst, C.	17	8	2.61	10.15	6.70	5.28	4.47	9.34	2.1	2.84	0.61	1.22	6.09	9.95	44.46	4	8	.500
28 Hugus, G.	18	2	1.19	9.28	8.86	6.75	8.02	11.39	1.4	2.53	0.00	2.11	11.39	4.22	47.25	4	4	1.000
11 Linn, C.	1	1	1.00	18.00	9.00	9.00	9.00	9.00	1.0	0.00	0.00	0.00	0.00	9.00	45.00	0	0	---
20 Murphy, J.	19	0	1.61	9.39	6.75	6.16	1.76	6.46	3.7	1.76	0.00	1.76	4.40	14.38	40.21	6	6	1.000
13 McClanahan N	15	0	1.07	9.56	5.62	5.62	7.88	9.00	1.1	2.81	0.00	1.12	9.00	6.75	46.12	1	2	.500
44 O'Connor, T.	9	3	1.74	9.77	9.19	7.47	14.36	8.62	0.6	1.15	0.57	1.72	5.74	11.49	51.70	4	5	.800
43 Segal, Z.	21	0	1.30	9.88	8.89	8.56	4.28	8.23	1.9	2.63	0.33	2.63	9.55	8.23	43.13	11	11	1.000
77 Shea, A.	23	1	1.48	9.53	8.74	8.21	5.82	8.74	1.5	1.59	0.53	1.06	10.06	7.41	43.15	8	9	.889
31 White, M.	20	0	1.18	10.27	7.61	6.85	4.56	9.13	2.0	1.52	0.00	0.76	7.99	8.37	42.97	5	6	.833
Totals	55	55	8.39	10.08	7.68	6.73	5.21	8.19	1.6	1.89	0.31	1.50	8.17	9.24	43.51	66	83	.795
Opponents	55	55	8.45	8.50	6.86	5.62	5.40	11.21	2.1	1.41	0.19	1.43	7.88	6.59	41.37	102	13	.761

\* = average based on 9-inning game