

2 NATIONAL TITLES | 6 FINAL FOURS | 8 ELITE EIGHTS | 10 SWEET SIXTEENS | 33 NCAA TOURNAMENTS | 41 CONFERENCE TITLES

### 2023-24 SCHEDULE / RESULTS

DATE	OPPONENT (TV)	TIME (ET)/RES
Nov. 6	UIC (ESPN+)	W, 69-58
Nov. 10	Detroit Mercy% (ESPN+)	W, 93-61
Nov. 12	Eastern Wash.% (ESPN+)	W, 85-73
Nov. 19	Northern Kentucky (ESPN+)	W, 90-66
Nov. 22	Georgia Tech (ESPN+)	W, 89-54
Nov. 28	at Howard (ESPN+)	W, 86-81 (OT)
Dec. 3	Florida Gulf Coast (ESPN+)	W, 99-62
Dec. 9	at Xavier (FS1)	L, 79-84
Dec. 12	Bryant (ESPN+)	W, 85-53
Dec. 16	vs. Dayton^ (ESPN+)	L, 68-82
Dec. 19	Merrimack (ESPN+)	W, 65-49
Dec. 22	Stetson (ESPN+)	W, 83-75
Dec. 29	Evansville (ESPN+)	W, 76-58
Jan. 6	at (12) BYU* (ESPN2)	W, 71-60
Jan. 9	(25) Texas* (ESPN+)	L, 73-74
Jan. 13	at (14) Baylor* (ESPN)	L, 59-62
Jan. 16	(19) TCU* (ESPN+)	W, 81-77 (OT)
Jan. 20	(15) Oklahoma* (ESPN+)	L, 65-69
Jan. 22	at (7) Kansas* (ESPN)	L, 69-74
Jan. 27	UCF* (ESPN+)	W, 68-57
Jan. 31	at West Virginia* (ESPN+)	L, 65-69
Feb. 3	at (15) Texas Tech* (ESPN+)	W, 75-72
Feb. 10	(5) Houston* (ESPN2)	L, 62-67
Feb. 13	(10) Iowa State* (ESPN2)	L, 59-68
Feb. 17	at UCF* (ESPN+)	W, 76-74
Feb. 21	Oklahoma State* (ESPN+)	L, 76-80
Feb. 24	at TCU* (ESPN+)	L, 57-75
Feb. 27	at (1) Houston* (ESPN2)	L, 59-67
March 2	Kansas State* (ESPN+)	W, 74-72
March 5	at Oklahoma* (ESPN+)	L, 71-74 (OT)
March 9	West Virginia* (ESPN+)	W, 92-56
March 12	vs. West Virginia\$ (ESPN+)	3 p.m.

All times ET and subject to change

\*Big 12 game, % Cincinnati Basketball Tournament presented by Allegiant Air, ^ Heritage Bank Center, \$ Kansas City, Mo. (T-Mobile Center)

### ON THE AIR

TV: ESPN+

- Play-by-Play.....Rich Hollenberg
- Analyst.....Fran Fraschilla
- Online: WatchESPN.com
- Mobile App: WatchESPN

RADIO: BEARCATS SPORTS NETWORK

- Play-by-Play.....Dan Hoard
- Analyst.....Terry Nelson
- Local: 700 WLW

### ATHLETICS COMMUNICATIONS

Primary Contact.....David Cohen  
Phone (C):.....817-739-6585  
Email:.....David.Cohen@uc.edu  
Twitter:.....@DavidECohen\_  
Web:.....GoBEARCATS.com

2023-24 CINCINNATI MEN'S BASKETBALL

## GAME AT A GLANCE

CINCINNATI

18-13 • 7-11 BIG 12



WEST VIRGINIA

9-22 • 4-14 BIG 12

TUESDAY, MARCH 12, 2024 • 3 PM ET



### CINCINNATI BEARCATS

Head Coach Wes Miller

Record at Cincinnati 59-41 (Third Year)

Overall Record 244-176 (13th Year)



### WEST VIRGINIA MOUNTAINEERS

Head Coach Josh Eilert

Record at School 9-22 (First Year)

Overall Record Same

### GAME INFORMATION

Facility T-Mobile Center

Capacity 18,972

TV ESPN+

Radio 700 WLW / Sirius XM 382

Online The Varsity Network/Tuneln

Series Record Series tied 11-11

Home/Away/Neutral 7-2/3-7/1-2

Last Meeting March 9, 2024 (W, 92-56 at home)

## THE RUNDOWN

- Cincinnati posted the largest margin of victory for a Big 12 game this year and was within one point of the season-high in its Senior Day victory. It was also Wes Miller's 100th game as the Bearcats' head coach.
- Cincinnati shot a season-high 59 percent, including 70 in the second half, with a 48-14 advantage in the paint. They also matched a season-high 23 assists.
- Cincinnati won the boards by 10 or more in six Big 12 contests. Its 8.3 margin per game ranks 13th nationally, up from 101 last year and 211 in 2021-22, Miller's first at the helm.
- That 2021-22 season saw Cincinnati play in the T-Mobile Center for the Hall of Fame Classic. Its first game was a 71-51 win over No. 14 Illinois in which it trailed 23-8 to start. Tuesday's contest is the first time UC has played the same team in back-to-back games since Saint Louis in 2000.
- Day Day Thomas became the fifth Bearcat since 2010 with 5 rebounds, 5 assists and 5 steals. His 56 swipes are the most at the school since Cashmere Wright's record 74 in 2011-12. Thomas also has a 21:4 assist-turnover ratio the last four games, which includes 6:1 against No. 1 Houston and 7:0 versus WVU.
- John Newman III, an All-Defensive Big 12 honoree, is averaging 15.7 ppg over the last three games on 55.3 percent shooting, his highest scoring total in any three-game stretch for his career.
- Aziz Bandaogo and Dan Skillings Jr. earned All-Big 12 Honorable Mention honors as well.
- Speaking of defense, since the Feb. 24 loss at TCU (UC's only by double-digits in Big 12 play), the Bearcats have allowed 38.9 percent shooting in the last four games to go with 15.0 turnovers. Their three-straight games of 10 or more steals marks the first-such feat since 2017.
- The Saturday win marked eighth different starting lineups to emerge victorious for Cincinnati. Between injuries, illness and transfer waivers, 39 games have been missed out of the main rotation.
- Miller's head coaching career includes two conference tournament titles (2018, 2021) and two runner-up finishes, all at UNC Greensboro (last team left out of NAAs in 2019). His first and second UC teams reached the AAC quarters and semis, ending against Houston each time.
- Twelve of UC's 18 Big 12 games were decided by 5 or fewer points. It is 10-11 with seven or fewer 3-pointers and 8-2 with eight or more. UC's 6.6 treys per game are the fewest by a Miller team since 2015 UNCG.

## PROBABLE STARTERS




**Day Day Thomas**  
10.2 ppg | 2.3 rpg  
6-0 | 185 | Jr.  
Bishopville, S.C.



**Dan Skillings Jr.**  
12.1 ppg | 6.4 rpg  
6-6 | 215 | So.  
Blackwood, N.J.



**John Newman III**  
9.7 ppg | 5.1 rpg  
6-5 | 215 | Gr.  
Greensboro, N.C.



**Simas Lukosius**  
10.2 ppg | 3.1 rpg  
6-8 | 225 | Jr.  
Kaunas, Lithuania



**Aziz Bandaogo**  
7.2 ppg | 7.6 rpg  
7-0 | 235 | Sr.  
Dakar, Senegal  
@GOBEARCATSMBB

# 2023-24 CINCINNATI NUMERICAL ROSTER

No.	Name	Pos.	Ht.	Wt.	Cl.	Hometown/Previous School
0	Dan Skillings Jr.	G	6-6	215	So.	Blackwood, N.J./Roman Catholic HS (Pa.)
1	Day Day Thomas	G	6-1	185	Jr.	Bishopville, S.C./Kilgore College (Texas)
2	Jizzle James	G	6-1	195	Fr.	Orlando, Fla./Olympia HS
3	Rayvon Griffith*	G/F	6-7	205	Fr.	Cincinnati, Ohio/Compass Prep (Ariz.)
5	CJ Fredrick Jr.	G	6-3	190	Gr.	Cincinnati, Ohio/Kentucky
10	Josh Reed	G	6-7	220	So.	Atlanta, Ga./Pace Academy
11	C.J. Anthony^	G	6-0	190	Jr.	Columbus, Ohio/Putnam Science Academy
13	Jamille Reynolds	F	6-11	275	Sr.	St. Petersburg, Fla./Temple
14	Landen Long^	G	5-11	185	Gr.	Mason, Ohio/Ohio Northern
15	John Newman III	W	6-5	215	Gr.	Greensboro, N.C./Clemson
21	Chase Kirkwood^	G	6-1	190	Jr.	Phoenix, Md./Arkansas
30	Viktor Lakhin	F	6-11	240	RJr.	Anapa, Russia/CSKA-2
33	Ody Oguama	F	6-9	230	Gr.	Raleigh, N.C./Wake Forest
41	Simas Lukošius	G/F	6-8	225	Jr.	Kaunas, Lithuania/Butler
44	Sage Tolentino	F	7-1	240	RFr.	Kane'ohe, Hawaii/Hamilton HS (Ohio)
55	Aziz Bandaogo	F	7-0	235	Sr.	Dakar, Senegal/Utah Valley

\*Redshirting this season

^Walk-on

### Coaching Staff

**Head Coach:** Wes Miller (third season)

**Associate Head Coach:** Chad Dollar (third season)

**Assistant Coach/Recruiting Coordinator:** Drew Adams (second season)

**Assistant Coach/Recruiting Coordinator:** Andre Morgan (third season)

**Assistant Coach/Chief of Administrative Staff:** Josh Loeffler (first season)

**Director of Player Development/Assistant Coach:** Jake Thelen (third season)

**Director of Basketball Operations:** Matt Miller (third season)

**Associate AD, Sports Performance:** Mike Rehfeldt (second season)

**Graduate Assistants:** Abdul Ado, Malik Massey, Omari Prince

# PRONUNCIATION

Aziz BANDAOGO	Ah-zeez Band-Ae-Goe
Ody OGUAMA	Oh-Guam-a
Viktor LAKHIN	LOCK-in
Simas LUKOŠIUS	See-moss Loo-koh-shiss

# ROSTER INFORMATION

### By State/Country

Florida	(2) Jizzle James, Jamille Reynolds
Georgia	(1) Josh Reed
Hawaii	(1) Sage Tolentino
Lithuania	(1) Simas Lukosius
New Jersey	(1) Dan Skillings
North Carolina	(2) John Newman III, Ody Oguama
Ohio	(4) C.J. Anthony, CJ Fredrick, Rayvon Griffith, Landen Long
Maryland	(1) Chase Kirkwood
Russia	(1) Viktor Lakhin
Senegal	(1) Aziz Bandaogo
South Carolina	(1) Day Day Thomas

### By Class

Freshmen	(3) Rayvon Griffith, Jizzle James, Sage Tolentino (RS)
Sophomores	(2) Josh Reed, Dan Skillings
Juniors	(4) Day Day Thomas, CJ Anthony, Simas Lukosius, Chase Kirkwood
Seniors (3)	Jamille Reynolds, Aziz Bandaogo, CJ Fredrick
Graduates/Final Years	(4) CJ Fredrick, Ody Oguama, Viktor Lakhin, John Newman III

### By Height

7-1	(1) Sage Tolentino
7-0	(1) Aziz Bandaogo
6-11	(2) Viktor Lakhin, Jamille Reynolds
6-9	(1) Ody Oguama
6-8	(1) Simas Lukosius
6-7	(2) Rayvon Griffith, Josh Reed
6-6	(1) Dan Skillings Jr.
6-5	(1) John Newman III
6-3	(1) CJ Fredrick
6-2	(1) Jizzle James
6-1	(2) Chase Kirkwood, Day Day Thomas
6-0	(1) CJ Anthony
5-11	(1) Landen Long

# CINCINNATI QUICK FACTS

### GENERAL INFORMATION

Location	Cincinnati, OH 45221
Founded	1819
Enrollment	46,798
Nickname	Bearcats
Colors	Red (PMS: 186) and Black
Arena (Capacity)	Fifth Third Arena (12,012)
Affiliation	NCAA Division I
Conference	Big 12
President	Neville Pinto
Director of Athletics	John Cunningham
Faculty Representative	Brian Hatch
Department of Athletics Phone	(513) 556-4603
Athletics Ticket Office Phone	(877) CATS-TIX

### ATHLETIC COMMUNICATIONS

Primary Basketball Contact	David Cohen
Office/Cell Phone	(513) 556-5182/(817) 739-6585
Email Address	david.cohen@uc.edu
Associate AD/Communications	Zach Stipe
Office/Cell Phone	(513) 556-5186/(865) 244-6119
Email	stipezd@ucmail.uc.edu

### TEAM INFORMATION

2022-23 Record	23-13
AAC Record (Finish)	11-7 (Fourth)
Starters returning/lost	2/3
Letterwinners returning/lost	8/6
Newcomers	8
Pct. points returning	29.5 percent (819 of 2,776)
Pct. rebounds returning	44.8 percent (601 of 1,341)
Pct. assists returning	11.4 percent (64 of 559)

# CINCINNATI TRADITION

Cincinnati, ranked the No. 9 basketball program all-time by CBS' Matt Norlander in 2019, boasts 1,889 all-time wins, good for No. 12 nationally (both entering the season), with this season marking the 40th of 20-plus wins. The Bearcats have produced 32 All-Americans (last: Jarron Cumberland's Honorable Mention in 2019), 86 All-Conference selections, 57 NBA Draft picks (last: Jacob Evans III in 2018) and 56 members of the 1,000-Point Club. The program has spent 434 weeks ranked in the AP Top 25, 212 in the Top 10 and 45 at No. 1. Jack Twyman and Oscar Robertson are both members of the Basketball Hall of Fame, with Robertson earning a spot on the NBA's 75th-Anniversary Team last fall.

**JUMPMAN, JUMPMAN, JUMPMAN...**

Cincinnati is back in familiar threads this season as it returns to the Jordan brand. The Bearcats were one of the three original schools rewarded with it in 1997, joining St. John's and North Carolina A&T.

Michael Jordan himself helped present the uniforms to the public on the Rosie O'Donnell Show on Sept. 9, 1997.

Wes Miller and assistant coach Andre Morgan collaborate to pick out which pair Miller will wear each game.

**TOP CROWDS AND TOP-10 TEAMS**

Cincinnati's game against No. 5 Houston drew 12,715 fans, the largest in the post-Fifth Third Arena renovation era (which began in 2018-19). The largest in the arena's overall history, since 1989, is 13,176.

With Iowa State reaching No. 10 in the AP poll, Tuesday's game against the Cyclones marks the first time UC has played consecutive top-10 opponents since 2009-10, and it was the first time with back-to-back top-10 teams at home since 1988-89, the Bearcats' final year at the now-demolished Cincinnati Gardens.

**HOW THEY FARE IN YEAR 3**

Wes Miller enters his third, and most challenging season yet, as the Bearcats begin their Big 12 tenure. Below is a look at how UC coaches over the last 50 years fared in their first three seasons.

Mick Cronin did not make the NCAA Tournament until Year 5, which kicked off a nine-year streak.

<u>Coch</u>	<u>(Year)</u>	<u>Record</u>	<u>Postseason</u>
Mick Cronin	(2008-09)	18-14	N/A
Bob Huggins	(1991-92)	29-5	NCAA Final Four
Tony Yates	(1985-86)	12-16	N/A
Ed Badger	(1980-81)	16-13	N/A
Gale Catlett	(1974-75)	23-6	NCAA Sweet 16

**MILLER'S EXTENSION**

Cincinnati announced on Dec. 14, 2022 that Wes Miller would receive a two-year contract extension, as well as an increased salary, through the 2028-29 season.

**TRACKING THE POINT GUARDS**

Jizzle James and Day Day Thomas did not share the floor together until the final minutes of the Dec. 16 Dayton contest.

Since then, UC has experimented with it at various times, largely dependent on opponent defenses, and it's happened a lot lately.

<u>Game (Date)</u>	<u>Minutes</u>
Merrimack (Dec. 19)	10:15
Stetson (Dec. 22)	1:47
Evansville (Dec. 29)	5:27
at (12) BYU (Jan. 6)	0:32
at (7) Kansas (Jan. 22)	1:11
UCF (Jan. 27)	2:42
at West Virginia (Jan. 31)	2:25
(5) Houston (Feb. 10)	1:59
Oklahoma State (Feb. 21)	0:06
at TCU (Feb. 24)	14:57
at (1) Houston (Feb. 27)	8:58

Kansas State (March 2)	19:17
at Oklahoma (March 5)	15:15
West Virginia (March 9)	14:10

**LUKOSIUS: MR. CLUTCH IN 2024**

Three of UC's Big 12 wins have come with Simas Lukosius nailing the game-winner or an equally-impressive dagger in the final seconds.

His pull-up jumper with 21 seconds left at No. 15 Texas Tech gave UC a 73-72 lead, and after a Red Raider miss, John Newman III was all alone in the backcourt to stall time before a dunk with 2 seconds left to close the 75-72 win.

At UCF, Lukosius drove baseline and hit a tough layup to make it a 3-point game in that eventual victory.

Finally, in a pivotal game for the Bearcats against K-State, he nailed an NBA-range, top-of-the-key triple over his defender with 9.9 seconds left to put UC ahead and win, 74-72. Even better, it came with his family in attendance.

**LUKOSIUS: WINNING TIME IN NYC**

Reggie Miller isn't the only player to come into Madison Square Garden and leave with a heroic performance.

Lukosius scored 12 of his then-career-high 27 points in overtime of his Big East Tournament debut, leading Butler to an 89-82 win in 2022 as a freshman. His defensive rebound and succeeding free-throws with 4 seconds left extended it to OT as well.

**EXTRA MILE IN RECRUITING SIMAS**

Simas Lukosius is primed to be a fan favorite at UC, bringing a substantial Big East resume from his two years at Butler.

Assistant coach Drew Adams, who has the most international ties (as well as the state of Indiana) on staff, was largely credited with bringing him to Clifton, and Lukosius described it as "major" that Adams flew to Lithuania to visit the family during the process.

"I put a lot of attention to how the coaching staff is going to treat my father or family in general. I feel like the way this coaching staff put a lot of focus on recruiting not just me, but the people around me, I really rely on my dad a lot for decision-making."

It's not the first time UC went above-and-beyond in the family circuit. Landers Nolley II, last year's leading scorer, was treated to a zoo visit with his daughter as part of his pitch.

**SEVEN-NATION SIMAS**

Lukosius, by virtue of his father's coaching career, has lived in seven countries: Lithuania, Russia, Kuwait, Lebanon, Germany, Bahrain and the United States.

**HEALTH AND ELIGIBILITY**

Cincinnati has 39 missed games amongst its rotation this season due to transfer waivers, injuries and illness.

CJ Fredrick's return against Houston marked the second game all year (Dayton, Dec. 16) in which UC had all of its scholarship players available. Even against UD, Fredrick and Aziz Bandaogo both sustained first-half injuries while Jamille Reynolds was making his UC debut.

Bandaogo missed the first four games while Jamille Reynolds missed the first nine, each due to varying NCAA transfer rulings.

On the health front, Bandaogo missed 3 in a row before returning in a big way against BYU, Fredrick II of 12 and Simas Lukosius on Dec. 3 and 22, primarily from getting hit by a car near campus. Bandaogo was a gameday scratch against Baylor as well in the 3-point loss, while Viktor Lakhin was sick and missed UCF.

Lately, Dan Skillings Jr. became a gameday scratch (hip) in the K-State win, while Lakhin suffered an ankle injury late as well and missed Oklahoma. Only Day Day Thomas, John Newman III and Jizzle James have played every game.

**OGUAMA, NEWMAN IGNITE VS. UCF**

Fifth-year senior Ody Oguama was the unsung hero in Cincinnati's much-needed Jan. 27 comeback win over UCF.

He did not play the previous two games and had not played more than 5 since Dec. 22, but his 4 points and 6 rebounds over 11 minutes came at the right time with starter Viktor Lakhin becoming a gameday scratch.

"I thought John Newman was an absolute warrior. This will be a game in which I tell stories about John Newman years from now. I could not be more proud of Ody Oguama. All he has is come into the gym and have a great attitude and keep working. I thought his minutes and ability to match up when they went small were really important for us having success tonight."

Newman, on the other hand, played a season-high 35 minutes and scored 19 points, one off his UC career-high, with 7 rebounds and 7-of-9 foul shooting to go with his vaunted perimeter defense.

**OGUAMA'S NEW ROLE**

Oguama earned the start on Senior Day against WVU, and his final basket was a dunk late. Miller made sure to give him the utmost credit postgame.

"The role that he's had to play since Jamille (Reynolds) and Aziz (Bandaogo) got eligible is as important to the dynamic on this team as anything I've ever seen a player accept or sacrifice in my 13 years as a head coach," Miller said.

**DAWKINS ON SKILLINGS**

UCF head coach Johnny Dawkins had a lot to say about sophomore Dan Skillings Jr. following his 21-point performance against the Knights on Jan. 27.

"I have watched the young man get better and better over the last year. You see improvement, that is what you want to see, that is what we kind of grew up with as coaches and players, is watching a natural progression of a player like him. It is fun seeing him develop and blossom, I think his best basketball is still ahead of him. I see a lot of things this young

man will be able to do as he continues to improve his game. The Cincinnati coaching staff is doing a great job with his development, and you see that."

JIZZLE'S STOCK RISING

Freshman guard Jizzle James knew he was going to play no matter what with only one other true point guard, Day Day Thomas, on the roster.

He had six turnovers over his first two games (32 minutes), but came back Sunday against Eastern Washington and had none in 16 minutes. In the process, he collected 13 points for the second-straight game.

Even now, his best games have been on the biggest stages, with 19 at Xavier, 16 against No. 10 Iowa State and 10 at No. 7 Kansas, among other performances.

"He has the right mindset and work ethic, but he has not impressed me on the basketball court yet," Wes Miller said. "That's a compliment to him, because I think he has so much excellent basketball in front of him."

UC Freshman Scorers, 7.0+ PPG (Since 2010)

Player (Year)	Ppg	GS
Jizzle James (2023-24)	7.8	0
Tari Eason* (2020-21)	7.3	8
Jarron Cumberland* (2016-17)	8.3	0
Jacob Evans* (2015-16)	13.8	8
Gary Clark* (2014-15)	7.8	34
Sean Kilpatrick* (2010-11, RS)	9.7	1
Lance Stephenson* (2009-10)	12.3	32

\*Made NBA

JIZZLE: IT'S AN ALTER EGO

The age-old question made the airwaves, via a WCPO feature in the Cincinnati market.

"Jizzle is my on-court persona," said the freshman point guard. "It means playing hard and being myself, especially having the same name as my dad. I use that to play with an extra edge on the court."

"I was creating a monster with (the nickname Jizzle)," said his Pro Football Hall of Fame father. "We knew we had to create something special. I always tell him that's his alter ego. He turns into a whole nother person. Some people would call me Jizzle or E-Jizzle, or whatever, so I handed it down to him so he could take it to another level.

KELVIN SAMPSON ON JIZZLE JAMES

Houston head coach Kelvin Sampson, of 19 NCAA Tournaments and a pair of Final Fours over his illustrious career, spoke highly of the Bearcat rookie.

"He doesn't look like a freshman, does he? He's a big, strong guard with great quickness. I like his game a lot, and he's only gonna get better. Jizzle James, I just like saying his name. I would never call him Edgerrin James, Jr. We've played against some real good guards here, and one of the best I ever went against was (former Cincinnati All-American) Steve Logan."

WHAT'S IN NEWMAN'S NAME?

John Newman III is the third generation of his name, a family lineage that includes his father playing basketball at James Madison and his cousin, Johnny, playing at Richmond and 17 years in the NBA.

"My grandpa, who passed, was a brick mason. Great man, always did his best to provide for my dad and his family. He was super chill and passed about 4

years ago. Towards the end of his life, I was too busy to get over to his house as much, but when I was younger he was so laid back. My dad is another high-character guy, liked to go fishing. My grandpa was from South Carolina. My dad is a real estate agent and one of the best in North Carolina."

NEWMAN, LUKOSIUS LEAD AT TTU

This Cincinnati team has not been afraid of the road, but the Saturday evening game at No. 15 Texas Tech was quite the task.

The Red Raiders were 11-0 at home, and John Newman III was purely a game-time decision after a literal breathtaking midsection injury late at West Virginia on Wednesday.

His presence in Lubbock included 11 points and elite defense on Pop Isaacs, TTU's leading scorer, who was held to 5-of-19 shooting.

Lukosius, who previously had struggles shooting on the road, led the Bearcats with 16 points on 4-for-7 deep shooting, including seven points in the final 3:12 and the game-winning floater with 21 seconds left.

"John Newman didn't practice the last couple days with an injury. He tried. We didn't know if even was going to go today, but he was terrific. (Texas Tech guard) Pop Isaacs, he is about as good of an offensive player as I have seen on the perimeter in college basketball this year, and he's a tough, tough cover. I thought John (Newman) did as a good of a job as anybody I've seen all year on tape (on Isaacs). And I thought Day Day (Thomas) did a really nice job in the last couple of minutes when we switched him on there. What a terrific player. I was really proud of John.

"We've been rolling and riding Simas so hard down the stretch of games. He's got a lot on his shoulders to make plays and make shots. He's had some nights when he's really done it. He's had some nights where I know, he wishes a few more went down. He's stayed with it everyday and continued to improve defensively. He made some big time plays for us down the stretch tonight."

NO FUNK, JUST NOT CONVERTING

Those were Wes Miller's words on the offense following the loss at No. 7 Kansas, Cincinnati's sixth ranked opponent in a row to begin Big 12 play.

"We have a resilient bunch. They don't pout, they don't put their head down, and they come back to work every day. The 'funk' word pisses me off. I don't think anyone who has watched us all year will say we're in a funk. We haven't converted layups the last couple of weeks, and we've missed some free-throws and open looks. We'll convert them; we have good players. We'll stay at it. I really like my team, and I'm proud of my team."

CINCINNATI'S DOUBLE-DOUBLES

Aziz Bandaogo became the first Bearcat with three-straight double-doubles since Tre Scott had four in Feb. 2020.

Bandaogo had 17 at Utah Valley last year en route to WAC Defensive Player of the Year honors.

Player (Opponent, Date)	Pts	Rebs
Viktor Lakhin (EWU, 11/12)	26	11
Viktor Lakhin (NKU, 11/19)	14	14
Aziz Bandaogo (Bryant, 12/12)	12	17

SINGLE-SEASON THREE-POINT MAKES		
No.	Season	
314	2022-23	
269	2021-22	
264	2016-17	
262	2017-18	
260	2011-12	
253	1993-94	
252	2015-16	
237	2003-04	
236	1994-95	
SINGLE-SEASON THREE-POINT ATTEMPTS		
No.	Season	
894	2022-23	
853	2021-22	
765	2016-17	
763	2011-12	
742	2017-18	
729	2012-13	
725	2015-16	
702	2008-09	
693	1993-94	
687	2009-10	
673	2018-19	
ALL-TIME WINNINGEST PROGRAMS		
Cincinnati entered the season ranked 12th national-ly in all-time wins. The following numbers reflect the preseason.		
Rank	School	Wins
1.	Kentucky	2,375
2.	Kansas	2,370
3.	North Carolina	2,343
4.	Duke	2,273
5.	UCLA	1,986
6.	Temple	1,977
7.	Syracuse	1,973
8.	Notre Dame	1,950
9.	St. John's	1,922
10.	Indiana	1,913
11.	Purdue	1,895
12.	Cincinnati	1,889
13.	Texas	1,879
14.	Illinois	1,878
15.	Utah	1,875
MEASURING THE BIG 12		
UC held an 83-42 record against its new league foes entering the season. In addition to UCF and Houston in the AAC from 2013-23, UC and West Virginia com-peted in the Big East from 2005-13.		
Cincinnati's last matchup over an incumbent Big 12 team was a 75-61 win over Kansas State in the 2016 NCAA First Round.		
All records above and below are entering this year.		
Team	H2H Record	Last Meeting
Baylor	0-1	1947
BYU	1-2	2001
UCF	10-5	2023
Houston	33-14	2023
Iowa State	4-1	2016
Kansas	4-3	1996
Kansas State	7-1	2016
Oklahoma	4-2	2011
Oklahoma St.	2-3	2002
TCU	5-0	2005
Texas	2-0	2012
Texas Tech	1-0	1961
West Virginia	10-10	2012



Aziz Bandaogo (Dayton, 12/16)	10	12
Dan Skillings Jr. (Stetson, 12/22)	29	10
Aziz Bandaogo (at BYU, 1/6)	12	11
Aziz Bandaogo (at TTU, 2/3)	10	10
John Newman III (Houston, 2/10)	10	10
Dan Skillings Jr. (Iowa State, 2/13)	13	11

### CARDIAC CATS' COMEBACKS

The sellout win over UCF marked Cincinnati's seventh under Wes Miller in which it came back from 10-plus points to win. Three of those were against ranked teams.

Game (Year)	Largest Deficit (Half)
vs. No. 14 Illinois (2021-22)	15 (11:56 in 1)
at Wichita State (2021-22)	10 (8:50 in 1)
vs. Temple (2022-23)	10 (13:15 in 1)
Evansville (2023-24)	10 (19:44 in 2)
at No. 12 BYU (2023-24)	10 (19:43 in 2)
No. 19 TCU (2023-24)	11 (7:33 in 1)
UCF (2023-24)	12 (Halftime)

### OFFENSIVELY SPEAKING...

Below are the comparisons within its last several years (2017-18), with asterisks on NCAA Tourney teams. The 2019-20 squad claimed the AAC regular-season title before the COVID cancellation.

When Wes Miller took over in 2021-22, he immediately launched the scoring offense fom 217 to 53.

Season	Scoring Avg.	League/Nat'l Rank
2023-24	74.8	9/144
2022-23	77.1	3/53
2021-22	69.4	6/217
2020-21	68.9	5/233
2019-20	72.7	3/127
2018-19*	71.7	9/198
2017-18*	74.3	3/161

### AND REBOUND MARGIN

Season	Margin	League/Nat'l Rank
2023-24	8.3	1/13
2022-23	2.6	3/101
2021-22	-0.3	7/211
2020-21	1.7	5/135
2019-20	3.6	4/72
2018-19*	5.0	3/31
2017-18*	7.8	2/8

### SKILLINGS: OFFENSIVE X-FACTOR

Sophomore Dan Skillings Jr. showed impressive flashes on his knack for acrobatic layups and rebounds last season.

Cincinnati is now 17-6 (and 13-6 this year) when he scores in double-figures, highlighted by 29 points off the bench against Stetson, the most by a UC reserve since 2002. He made his first start at the hostile Marriott Center against No. 12 BYU and scored UC's first points on an and-one.

"Last year I struggled a lot with playing (the game of basketball). It's still hard, but I was playing the game thinking a lot because I never wanted to mess up or didn't know how to do things. This year, being a sophomore and learning from Coach Wes, I can play without thinking as much. It's more about understanding the game now."

He was named one of Jon Rothstein's **20 Under-the-Radar Breakout Players** on Nov. 2.

GAME	POINTS
------	--------

2023-24 CINCINNATI MEN'S BASKETBALL

Bryant	14
South Florida	11
Temple	15
vs. Temple (AAC)	20
----	
UIC	13
Detroit Mercy	11
Northern Kentucky	25
@ Howard	16
Bryant	11
Stetson	29
Evansville	10
@ (12) BYU	10
@ (14) Baylor (loss)	24
(19) TCU	13
@ (7) Kansas (loss)	16
UCF	21
@ West Virginia (loss)	15
@ (15) Texas Tech	14
(5) Houston (loss)	13
(10) Iowa State (loss)	13
@ UCF	15
@ Oklahoma (loss)	13
West Virginia	17

### RARE AIR: BEARCATS' OFFENSE

Cincinnati scored 85 or more points in six straight games early in the season, its most since 1959-60, Oscar Robertson's senior year. That team averaged 98.0 ppg over its season-opening run, eventually finishing third in the nation before winning the next two national titles.

Below are each of the longest 80-plus-point streaks in program history.

Last season's UC team averaged 77.1 ppg (its most since 2001-02) which included a 7.7 ppg improvement from Wes Miller's first year.

Year (Coach)	Games	Postseason
2023-24 (Wes Miller)	6	TBD
2005-06 (Andy Kennedy)	6	NIT
1996-97 (Bob Huggins)	6	NCAA 2nd Round
1994-95 (Bob Huggins)	6	NCAA 2nd Round
1959-60 (George Smith)	9	NCAA Final Four
1954-55 (George Smith)	7	NIT 3rd Round

### OGUAMA EARNS ATHLETICS AWARD

In 1999, the University of Cincinnati athletics department lost one of its most loyal, dedicated staff members, Jean Stephens. Two years later, to recognize and promote the qualities Stephens exemplified in her 15 years of service, the Jean Stephens Memorial Award was instituted to recognize



### JAMILLE EASES/EXPLODES INTO ROLE

Jamille Reynolds' finally made his debut on Dec. 16 against Dayton following the NCAA's mass TRO ruling and subsequent blanket allowance of player eligibility.

His first Bearcat bucket came against the Flyers by virtue of an offensive rebound and dunk. He played eight minutes in that one.

He made his home debut Dec. 19 against Merrimack, totaling 11 rebounds off the bench (one off a career-high) in 15 minutes, showcasing some more eye-popping strength and athleticism for his 6-11, 265-pound frame.

Reynolds' 12'4 max vert jump is the highest on the team.

### AZIZ'S AMAZING DEBUT, NOV. 22

Senior forward Aziz Bandaogo made his UC debut off the bench against Georgia Tech on Nov. 22, and calling it jaw-dropping would be an understatement. Bandaogo's first three minutes featured, in order, a blocked shot, alley-oop slam and a team turnover in forcing a shot-clock violation.

The 2022-23 WAC Defensive Player of the Year finished with eight points and nine rebounds over 21 minutes, all while receiving a thunderous ovation as soon as he made his way to the scorer's table.

### HISTORIC NIGHT ON THE BOARDS

It was a rebounding free-for-all for Cincinnati in its 85-53 win over Bryant on Dec. 12, with its 57 boards marking its most since the 2017-18 opener and one of 12 teams to do that against a Division I team this season.

Aziz Bandaogo's 17 rebounds were nothing new for him: he had that many against Wake Forest and Seattle during his 2022-23 WAC DPOTY season at Utah Valley. For UC, it was its best individual performance since Tre Scott's 21 against UCF in February 2020.

UC had four games of 80-plus rebounds in the 1950s. This year's Bearcats have five games with a margin of 20-plus and have only lost the glass twice (No. 19 TCU, No. 15 Oklahoma).

### SOME PERSPECTIVE ON BANDAOGO

Aziz Bandaogo averaged 2.9 ppg over his first two years of college (Akron), before moving on to Utah Valley and a year later emerging as ESPN's 16th-rated transfer.

Wes Miller has taken note of his tall tasks of getting out of his comfort zone between the lines, including the first times Bandaogo has been asked to guard a non-center.

"This time last year was the first time he had ever had success at any level of basketball. He was having some games at Utah Valley, the year before he didn't play, he wouldn't even get in the games. So, his development is still early and new ... What's neat when you're working with young people is you can see them improving right in front of your eyes over a short period of time."

### LAKHIN LOADED FROM DEEP

RS junior Viktor Lakhin's emergence as a three-point shooter was heavily discussed throughout the preseason, a killer complement to his already much-improved skillset.

He went 2-for-3 from deep against Eastern Washington as part of a career-high 26-point effort. He had only two treys his whole career prior. He also went a staggering 5-for-6 in the Georgia Tech blowout, putting him at 50 percent (9-for-18) after starting the season 0-for-3.

Seven of his 10 double-doubles came last season, and nine of his 10 overall have been at home.

Opponent (Year)	Pts	Rebs
Bryant (21-22)	13	11
Cleveland State (22-23)	14	12
NIIT (22-23)	10	10
Bryant (22-23)	16	13
Detroit Mercy (22-23)	18	15
Tulane (22-23)	13	13
Memphis (22-23)	22	10
at Utah Valley (22-23 NIT)	10	10
Eastern Washington (23-24)	26	11
Northern Kentucky (23-24)	14	14

LAKHIN'S 3-POINT EVOLUTION

Lakhin trained during the offseason with renowned player development coach Joey Burton, and he was recommended by Miller as having a strong pro prospect future and the ability to contribute to UC as a deep shooter.

“One thing I tell young guys (in Viktor’s situation regarding adjustments), is they’re gonna get worse before they get better,” Burton told Riverfront Cincy. “Vik is very coachable.”

Dirk Nowitzki served as a template as well, as Burton cited his arching shot.

LAKHIN'S 26 RANKS HIGH FOR BIGS

Lakhin's 26 against Eastern Washington marked the most by a Bearcat post player since Kyle Washington's 27 against UConn on Feb. 4, 2017. Below are all 20-plus point instances since 2016.

Date (Opponent)	Player	Total
11/12/23 (EWU)	Viktor Lakhin	26
2/4/23 (UCF)	Viktor Lakhin	20
1/22/23 (Memphis)	Viktor Lakhin	22
3/10/17 (Tulsa)	Kyle Washington	21
2/4/17 (UConn)	Kyle Washington	27
12/4/16 (Bowling Green)	Kyle Washington	24
11/19/16 (Rhode Island)	Kyle Washington	23

SKILLINGS IN ELITE COMPANY

Dan Skillings' career-high 25 points against NKU marked the third UC performance of 25 or more off the bench since 2010. The full listing is below, with the other two players eventually making the NBA.

His 29 in a double-double performance over Stetson marked the most by a Bearcat reserve since Tony Bobbitt in 2002, as well as the most in a double-double since Troy Caupain in 2016.

Player (Opponent)	Year	Points
Sean Kilpatrick (Wright State)	2010	26
Jarron Cumberland (South Florida)	2017	26
Dan Skillings (NKU)	2023	25
Dan Skillings (Stetson)	2023	29

SKILLINGS SEEKS DEFENSIVE BOOST

Dan Skillings Jr. produced as many highlight reels for 14.6 minutes per game as anyone could embrace. This preseason, he looked to the other side of his

game.

“I think I jumped the most on defense, and that’s where I needed to jump the most in order to go places I want to go and help the team as much as I can. Working on defense will help our team, its success and our coaches the most.”

“We need some guys to emerge,” Miller said after Skillings’ Stetson brekaout. “We all know Dan’s capable of it. His talent’s obvious. It has to start with him defensively. He’s got to go in the game and be really energized to make an impact defensively. He usually makes an impact on the offensive board which is something I think is a standard he needs to stay with. He just needs to play the right way and I thought he did that tonight for the first time in a really long time. What happens? The ball just finds him.”

TRANSFER SYNOPSIS

(5) **CJ Fredrick:** 113-52 record over five years at college level; would have 5 NCAA appearances if not for COVID. Cincinnati native returns home after starting 15 games with 10 double-figure scoring games at UK in 2022-23.

(13) **Jamille Reynolds:** Awaiting NCAA two-time transfer waiver decision. Averaged 10.1 ppg, 5.4 rpg on 60.4 percent shooting for Temple last year, including 11.5 ppg in two UC contests. Barrel-chested, 6-11 post player who has put immense work into his body.

(41) **Simas Lukosius:** Second on Butler last year with 33.3 mpg and 11.6 mpg; led team in assists (2.9), three-pointers (59) and percentage (37.8). Scored career-high 28 points against Villanova and had 23 in Big East Tourney against St. John’s. Also scored 27 (12 in OT) to defeat Xavier in 2022 Big East Tourney as freshman.

(55) **Aziz Bandaogo:** Granted immediate eligibility in time to make debut against Georgia Tech on Thanksgiving Eve. WAC Defensive Player of the Year who was No. 16 transfer signing according to ESPN. Averaged 11.4 ppg and 10.5 rpg while ranking third nationally in blocks (106) to lead Utah Valley to school-record 28 wins and NIT Final Four. Had 15 points and 12 rebounds versus Cincinnati.

SCORING DEPTH SECOND IN NATION

Cincinnati boasts eight scholarship players on its roster with career-highs of 20-plus points. It ranks second in the nation behind only TCU.

Team	Scorers
TCU	9
Cincinnati	8
BYU	8
Missouri	8
New Mexico	8

FREDRICK'S WINNING WAYS

Cincinnati native CJ Fredrick has returned home following five years at Iowa and Kentucky. The Covington Catholic (Ky.) grad has also seen his fair share of success at the high-major level and will have up to two years’ eligibility at UC, bringing a 113-52 record with him.

Fredrick’s redshirt season at Iowa also included defeating Cincinnati in the 2019 NCAA Tournament in Columbus.

Wes Miller has even noted that his first time trying Skyline Chili was per Fredrick’s suggestion as he was attempting to recruit him out of the transfer portal in April 2021, shortly after his hiring.

Season	Team Record	Stats
2018-19	23-12, NCAA 2nd Round	Redshirt
2019-20 (Iowa)	20-11, No NCAA (COVID)	10.2 ppg
2020-21 (Iowa)	22-9, NCAA 2nd Round	7.5 ppg
2021-22 (UK)	26-8, NCAA 1st Round	Medical RS
2022-23 (UK)	22-12, NCAA 2nd Round	6.1 ppg

VALUABLE TIME IN NIT

Cincinnati’s NIT appearance, while not the ultimate goal of the program, proved to pay some solid dividends for the future. The Bearcats defeated ACC foe Virginia Tech in a raucous affair that featured 13 lead changes and 11 ties while going coast-to-coast with games in New York and Utah.

Ody Oguama averaged 8.7 points and rebounds per game, including shooting 76.5 percent from the field against Virginia Tech, Hofstra and Utah Valley.

Dan Skillings Jr. also got 16.0 mpg of run while averaging 14.8 for the year.

STAFF UPDATES

The NCAA on July 1 announced that basketball teams could utilize up to five assistant coaches, with three able to off-campus recruit and the other two to supplement on-court instruction.

Josh Loeffler was the one external addition to the staff. He was previously the head coach at Johns Hopkins, where he held a 114-27 record in five seasons (2020-21 canceled due to COVID). He brings nine years of DI experience from Lafayette (2008-12), Rutgers (2012-13) and Loyola Maryland (2013-17). Drew Adams moved into recruiting roles with Chad Dollar and Andre Morgan, while Jake Thelen moved to Director of Player Development/Assistant Coach.

Matt Miller, a 2021 graduate of Indiana and third-year member of the staff (no relation to Wes) is now the youngest Director of Operations among the major conferences, an honor that Thelen held at Georgia previously.

GUARDS ARE MILLER'S FORTE

Wes Miller is one of three active head coaches in Division I to have been at the helm for 10-plus seasons while coaching an All-Conference guard in every season.

His UC tenure features David DeJulius (two-time Third Team All-AAC) and Landers Nolley II (First Team in 2022-23).

FOES TURNED FRIENDS

The transfer portal certainly lends itself to more head-to-head battles between two players across the country. Dan Skillings saw it himself with former AAC foe Jamille Reynolds (then at Temple) from their third and final meeting at the AAC Tournament.

“I’ve talked to him about that. During or after the game, I didn’t realize it was on him. Someone sent me the clip with ‘too small on Reynolds,’ so I sent it to him (this fall). I mess with him on that a little bit. But he’s a lot bigger than me.”

BEARCATS DIG THE LONG BALL

Cincinnati has broken school records in back-to-back seasons for both three-point makes and attempts.

The Bearcats were 314-894 in 2022-23 and 269-853 in 2021-22.

Four of Cincinnati's eight games with its most three-pointers in school history have come in the Wes Miller era, highlighted by 17 (tied for third) against Arizona in Maui and in overtime at Tulane, with the 48 tries in the latter tying the school record. Other games include 16 against Tulsa and Memphis last season.

The one wrinkle this year will be that Cincinnati is retaining only 10.2 percent of its made three-pointers, keyed by Landers Nolley II's 96 that was fourth in school history and the most since Deonta Vaughn in 2007-08. Nolley's 41.7 percent clip was 12th nationally.

Cincinnati's 7.1 3-pointers per game is the fewest by a Wes Miller team since UNCG in 2014-15.

DOUBLE-DUTY DAN HOARD

The Dayton game was yet another glorious chapter in Cincinnati radio voice Dan Hoard's storied career, this time with his best proximity in some time.

Hoard carried the Bengals' 1 p.m. game against the Minnesota Vikings, then trekked slightly down the banks to do the Bearcats-Flyers game at 7 p.m., all on 700 WLW.

Hoard is among a select few handling PxB duties within the college hoops and pro ranks nationally.

Broadcaster	College	Pro
Dan Hoard	Cincinnati (MBB, FB)	Bengals
Josh Maurer	Boston College	Brewers
Zach Zaidman	DePaul	Cubs
Bill Hillgrove	Pitt (MBB, FB)	Steelers

ALL-AMERICAN ON THE RADIO

Former consensus First-Team All-American and 2010 UC Athletics Hall of Fame inductee Steve Logan served as the home radio commentator for the non-conference season.

He was a two-time Conference USA Player of the Year winner and ranks third at UC with 1,985 points, including 22.0 ppg as a senior. He also helped the Bearcats to five NCAA Tournament wins over four appearances. Logan's school records include the most wins (111), highest career free-throw percentage (86.1 percent) and most single-game assists (16) among many decorated achievements.

MONSTER FACTORY LEGACY

Mike Rehfeldt, UC's Associate Athletic Director for Sports Performance, has become a beacon within the men's basketball program. He first served the Bearcats from 2012-20 before joining Miller's inaugural staff after a one-year stint at UConn.

Rehfeldt's cutting-edge investments go beyond the plates and into the technology realm. He also helped hire Dillon Frees, the athletics department's first-ever Director of Performance Nutrition.

Notable performers on this year's roster include:

- Day Day Thomas: Highest 3/4 court sprint time (2.94 seconds)
- Jamille Reynolds: Highest max vert touch (12'4), followed by Aziz Bandaogo (12'2)
- CJ Anthony: Top 185 bench (23 reps, followed by Ody Oguama and John Newman III)
- Jizzle James: Top max vert jump (43.5", followed by Day Day Thomas and John Newman III)

HOOPS IN THEIR DNA

John Newman III's father played at James Madison, 2023-24 CINCINNATI MEN'S BASKETBALL

while his distant cousin, Johnny Newman, starred at Richmond before his 17-year NBA career.

Josh Reed boasts similar bloodlines as well. His mother, Chenoah Turner, played at South Florida and led the Bulls in blocked shots for the 1989-90 season.

PARTY LIKE IT'S 1999

Cincinnati is one of seven teams nationally to have three players born before the year 2000 in CJ Fredrick, John Newman III and Ody Oguama. Other teams that fit are BYU, Mississippi State, UT Arlington, NJIT, Missouri and New Mexico State.

THE GRADUATE, CINCINNATI EDITION

UC joins Kansas and Minnesota as the only three teams nationally to have three players with degrees from their current school (Viktor Lakhin, Ody Oguama, John Newman III).

Newman's master's degree makes him one of six active players nationally as well to hold one.

PUBLISHED AUTHOR

Few coaches, or anyone in particular, can say they published a book while in school. Wes Miller authored "The Road to Blue Heaven," a diary of his senior season as a Tar Heel.

BIG 12 HOOPS IN RUCKER PARK

Wes Miller, along with UC women's basketball coach Katrina Merriweather and Brooklyn native A'riel Jackson, were selected by the league as special guests for the inaugural "Big 12 Hoops in the Park."

The event, which was a collaboration between the league and partners New York City Parks Department, Hard Rock Hotels, Gatorade and WHOOP, was the first of a variety of planned activations by Big 12 Commissioner Brett Yormark to partner with the basketball-rich area.

Following drills and clinic sessions, the coaches participated in a Q&A with local youth. The event featured live DJs, food trucks and more.

DOLLAR PROMOTED IN 2022-23

Third-year UC coach Chad Dollar earned a promotion in Fall 2022 to associate head coach. Dollar has built a national reputation at the highest levels of the game.

"He's been the guy whose counsel and advice has really helped me and part of it was, he's earned it," Miller said. "I want him to have the confidence to know that I want him to speak up more, whether it's with our players, whether it's on the court, whether it's in the locker room, or whether it's in staff meetings, or whether it's opening my door, when I need to hear something that maybe I don't want to hear, I want him to know that I have the confidence and I'm putting him in a role that I expected to do that."

YOUNG, WILD AND FREE

Head coach Wes Miller holds the active lead for wins by a coach by 40.

In fact, Miller already had the most Division I wins of any active coach by their 40th birthday, which he celebrated Jan. 28. All coaches listed below were active in 2022-23.

COACH (CURRENT SCHOOL)	WINS
Wes Miller (Cincinnati)	217

Rick Pitino (St. John's)	200
Shaka Smart (Marquette)	195
Cliff Ellis (Coastal Carolina)	192
Bob Huggins (West Virginia)	191
Bill Self (Kansas)	190
Andrew Toole (Robert Morris)	188
Herb Sendek (Santa Clara)	186
John Calipari (Kentucky)	185
Thad Matta (Butler)	183
Jim Boeheim (Syracuse)	182

BUT WAIT, THERE'S MORE

The scope of college basketball history comes into play with Miller's win total. The following numbers reflect wins as a Division I member via Sports-Reference.com, with each school in parenthesis the school of their 40th birthday.

Miller is tied for 15th overall in this category, and even six of the 14 ahead of him achieved their milestones before 1950.

Coach	Wins	Year
Phog Allen (Kansas)*	339	1925
Bob Knight (Indiana)*	307	1980
Henry Iba (Okla. State)*	292	1944
Pat Page (Butler)*	261	1926
Terry Holland (Virginia)	256	1982
Forddy Anderson (Mich. St.)	251	1959
Jim Valvano (N.C. State)	250	1986
Eddie Cameron (Duke)	234	1942
Chick Davies (Duquesne)	233	1940
Digger Phelps (Notre Dame)	232	1981
Billy Donovan (Florida)	228	2005
Pat Kennedy (Florida State)*	228	1992
G. Ott Romney (BYU)	227	1932
Johnny Bach (Penn State)	219	1964
Wes Miller (Cincinnati)	217	2023
J. Fred Bohler (Wash. State)	217	1925
Mike Krzyzewski (Duke)*	215	1987
Bobby Cremins (Ga. Tech)	211	1987
Howie Dallmar (Stanford)	211	1962
Everett Dean (Indiana)*	208	1938
Scott Sutton (Oral Roberts)	204	2010
Larry Weise (St. Bonaventure)	202	1973

\*Naismith Memorial Basketball Hall of Fame

RULED THE AAC

UC tied fellow departed member Houston with 125 wins in AAC play, more than any other league member since the conference formed prior to the 2013-14 campaign. Cincinnati claimed three AAC regular-season crowns (2014, 2018, 2020) and two tournament titles (2018, 2019).

The UC men's basketball program has been a member of nine leagues (not including three stints as an independent) during its 121-year history. The Bearcats have 100 or more conference wins in two other leagues: 128 in the Missouri Valley Conference (1957-58 through 1969-70) and 123 in Conference USA (1995-96 through 2004-05).



## LAST TIME OUT

**CINCINNATI** — Red-hot 70% second-half shooting led the Cincinnati men's basketball team to a 92-56 victory over West Virginia on Saturday in the regular season finale at Fifth Third Arena.

Sixth-year senior John Newman III powered the Bearcats to victory on Senior Day, making his first five baskets of the second half en route to 14 points. Dan Skillings Jr. added 17 points, while Simas Lukosius scored 12 and Jammie Reynolds finished with 13 on perfect 6-of-6 shooting from the field.

Day Day Thomas added seven assists, six rebounds and a career-high five steals for the Bearcats, who wrapped up the regular season with an 18-13 mark overall and a 7-11 record in Big 12 play.

As part of Senior Day, the Bearcats honored Newman, Ody Oguama and walk-on guards Landen Long and Chase Kirkwood before tipoff.

Cincinnati all-time great and former NBA No. 1 overall pick Kenyon Martin and former Cincinnati and West Virginia head coach Bob Huggins were in attendance, while former Bearcat standout and NBA veteran DerMarr Johnson was on the WVU bench as an assistant coach.

The Bearcats started off the game red hot. After WVU post Jesse Edwards made a layup at 18:41, Cincinnati center Aziz Bandaogo's two-handed slam sparked a 9-0 run.

West Virginia answered back, and eventually tied the game 19-19 on a pair of free throws by guard Kob Johnson at 8:21.

The Bearcats led by as many as 14 down the stretch of the first half, but the Mountaineers closed with seven straight points in end the first frame. UC led 36-29 at the break.

Cincinnati made five of its first seven field goal attempts to open the second half. Skillings Jr.'s 3-pointer 3:40 after halftime lifted UC to a 47-35 lead.

A triple and fastbreak layup from Skillings Jr. gave Cincinnati its largest lead in Big 12 play this season, 15 points, and put the host 'Cats in front, 50-35, with 14:46 left.

Back-to-back alley-oops finished by Reynolds pushed the Bearcats' lead to 66-47 with eight minutes to play. Reynolds buried a 3 from the top of the key with just over five minutes left to make the score 73-51.

A steal by Newman led to a pass to Skillings who lobbed up an alley-oop to Thomas in which the point guard finished it with a one-handed dunk to put Cincinnati up 77-51 with 3:40 left and provide the final exclamation point in the blowout victory. Landen Long and Chase Kirkwood, both walk-on seniors, scored their first UC points on a three-pointer and pair of free-throws, respectively.

## FROM WES MILLER

"In league play, every game for us has come down to what feels like one possession, maybe two. That's just how this league is. It was great to have a night that you're able to push out a lead in the second half. That was good to see, and I believe we'll have a lot more nights like that in Cincinnati in the future. I was pleased mainly for our guys because they've had some brutal nights over the last eight or nine weeks."

COMPARISON  
Offense (Big 12 Play)

CIN	Team	WVU
69.6	PPG	70.1
43.6	FG%	43.8
29.6	3FG%	37.6
69.0	FT%	68.8
36.8	RPG	30.9
13.1	APG	12.9
13.4	TOs PG	13.8

COMPARISON  
Defense (Big 12 Play)

CIN	Team	WVU
69.3	PPG	81.4
42.8	FG%	47.5
35.7	3FG%	36.0
32.4	RPG	34.7
13.2	APG	17.3
12.6	TOs PG	11.1
4.5	Blocks PG	3.4
7.1	Steals PG	4.7

## SERIES HISTORY

- » Cincinnati exacted revenge on the Mountaineers from its Jan. 31 road defeat, winning 92-56 on an emotional Senior Day.
- » The first meeting was a heartbreaker for the Bearcats, who let WVU off the hook in a 69-65 defeat after leading by 10 with 6:29 left.
- » An 11-0 run to get to that point helped Cincinnati erase a five-point deficit early in the second half. It was also UC's first loss of the season (previously 10-0) when leading at the half. Dan Skillings Jr. had 15 points, while Simas Lukosius and Day Day Thomas followed with 13 and 12, respectively.
- » The schools are most known in the hoops circles as the shared home of Naismith Memorial Basketball Hall of Famer Bob Huggins, who coached the Bearcats during a memorable 1989-2005 run and leading his alma mater Mountaineers from 2007-23.
- » The Bearcats went to 14 NCAA Tournaments during his 16 years, reaching the 1992 Final Four and No. 1 in the country during the 1999-00 season.
- » WVU assistant coach DerMarr Johnson was the sixth-overall pick out of UC as a freshman in 2000 and served on Wes Miller's staff his first two years. He joined the WVU staff in January 2023 when one of the main assistant jobs opened.
- » These two teams were Big East rivals from 2005-12 as well before the Mountaineers joined the Big 12.
- » Cincinnati saw WVU guard Kerr Kriisa while he was with Arizona last year at the Maui Invitational.

## ALL-TIME RESULTS

Date	Site	Result
1/17/1941	Cincinnati	L, 43-47
2/15/1941	Morgantown	L, 36-55
1/1/1949	Cincinnati	W, 72-62
1/29/1949	Morgantown	L, 63-81
1/19/1950	Cincinnati Gardens	W, 69-59
2/11/1950	Morgantown	W (OT), 69-64
2/23/1976	Charleston, W.V.	W, 66-56
2/24/1978	Cincinnati Gardens	W, 96-80
1/24/1979	Morgantown	W, 79-65
3/14/1998	Boise, Idaho (NCAA)	L, 74-75
2/4/2006	Morgantown	L, 57-66
3/4/2006	Cincinnati	W 78-75
1/20/2007	Cincinnati	W (OT), 96-83
3/3/2007	Morgantown	L, 65-79
1/30/2008	Morgantown	W, 62-39
2/26/2009	Cincinnati	W, 65-61
2/27/2010	Morgantown	L, 68-74
3/11/2010	New York City	L, 51-54
1/29/2011	Cincinnati	L, 55-66
1/21/2012	Morgantown	L (OT), 74-77
1/31/2024	Morgantown	L, 65-69
3/9/2024	Cincinnati	W, 92-56





## THE MILLER FILE

- » **Hometown**
- » Greensboro, N.C.
- » **Alma Mater**
- » North Carolina, 2007

## COACHING EXPERIENCE

- » **2008-09: Elon**  
Assistant Coach
- » **2009-10: High Point**  
Assistant Coach
- » **2010-11: UNC Greensboro**  
Assistant Coach
- » **2011: UNC Greensboro**  
Interim Head Coach
- » **2011-21: UNC Greensboro**  
Head Coach
- » **2021-Present: Cincinnati**  
Head Coach

## PLAYING EXPERIENCE

- » **2002-03**  
James Madison
- » **2004-07**  
North Carolina
- » **2007-08**  
London Capitals (BBL)
- » **Member of North Carolina's 2004-05 National Championship Team**

# CINCINNATI HEAD COACH WES MILLER

Wes Miller was named the 28th University of Cincinnati men's basketball head coach on April 14, 2021 after a decade as the head coach at UNC Greensboro.

Miller earned 217 wins by his 40th birthday, which ranked him 15th all-time and seventh among head coaches after 1970. Five of the names ahead of him are Naismith Memorial Basketball Hall-of-Famers as well. His 41 over his first two years at UC trail only Ed Jucker, who won national titles in 1961 and 1962, for most at the school, and he has won 20-plus games in six of his last seven seasons.

Miller is also one of three Division I head coaches to have an All-Conference guard in every year they have been at the helm (10 years or more). Landers Nolley II produced career-highs in every category en route to First-Team honors, while David DelJulius made the Third-Team for the second-straight year as he finished third nationally in assist-turnover ratio and third in UC single-season history with 192 assists. Cincinnati also broke its three-point records in each of his first two seasons.

Cincinnati's 2022-23 squad claimed its 40th, 20-win season while returning to the postseason with a trip to the NIT Quarterfinals, highlighted by an 81-72 first-round win over Virginia Tech. Cincinnati also improved its league-win total by four games. Miller's squad finished in the top-30 for turnovers for the second-straight season after coming in below 267 the previous two. UC's 77.1 ppg marked its highest since 2001-02 and up 7.7 from Miller's first year.

The 2021-22 season saw Miller become the first UC coach to start his tenure 5-0, and the fifth win was a 71-51 dismantling of No. 14 Illinois in Kansas City. It marked the Bearcats' largest margin-of-victory over a ranked opponent since 2011. David DelJulius earned Third-Team All-AAC honors as well. The team improved in many categories following its 12-11 campaign the year before, including its national rankings in turnovers per game (27 from 267) and field-goal defense (35 from 186) among many others. Not only that, UC set a program record in the fall semester with a 3.484 GPA, seeing nine student-athletes earn Dean's List accolades as well.

"I am incredibly excited to welcome Wes into the Bearcats family," Cunningham said upon Miller's hiring. "He is an extremely dynamic coach and mentor who impressed me with his drive, focus and attention to detail. He's a proven winner as a head coach and was able to rebuild a program and lead a remarkable turnaround at UNCG over the last decade. We cast a very wide net in this search and Wes emerged as the right coach to lead the Bearcats into the future."

Regarded as one of the top young coaches in college basketball, Miller built UNC Greensboro into perennial championship and NCAA Tournament contenders, was named as ESPN.com's No. 1 Coach Under 40 in May 2020 and also was tabbed for The Athletic's 40 Under 40.

Miller's collegiate head coach and mentor Roy Williams had high praise for his former player.

"Wes Miller is one of the most outstanding young coaches in our game and what he did at UNC Greensboro makes me

believe he is THE most outstanding," Williams said. "As a player at North Carolina he came closer to reaching his full potential than any player I've ever coached. His energy, his determination, his intelligence and his care for young people convinces me that he will continue at that level. I am so happy for him and the University of Cincinnati Basketball program and I look forward to being in the stands!"

## AT UNCG

- The Spartans all-time winningest head coach, Miller totaled 185 wins in 10 seasons with four Southern Conference Regular-Season Championships. Over the last five years, UNCG has five-straight 20-win seasons, two NCAA Tournament appearances, two NIT appearances, two Southern Conference Tournament Championships, 125 wins and 70-20 record in conference play.
- UNCG won 21 games during the 2020-21 season along with the SoCon regular season and tournament championship and earned its second NCAA Tournament appearance in four years.
- The Spartans won 20 or more games in each of the last five seasons, including a program record 29 in 2018-19. Miller led UNCG to NCAA Tournament appearances in 2017-18 and 2020-21.

## AS AN ASSISTANT COACH

- Miller, who also spent the 2010-11 season as an assistant coach at UNCG, also spent two seasons as an assistant coach at Elon and High Point. Miller also ran his own basketball camps in Charlotte and Greensboro for two summers.

## PLAYING DAYS

- In three seasons as a player at North Carolina under Coach Williams, Miller helped the Tar Heels to the national championship in 2005, two Atlantic Coast Conference regular-season championships and one ACC Tournament title.
- He was team captain as a senior in 2006-07, leading UNC to 31 wins and the NCAA Elite 8 as well as the ACC regular-season and tournament titles, and a final No. 3 national ranking.
- A fan favorite at UNC, Miller authored a book entitled The Road to Blue Heaven, which was published as a diary of his experiences as a North Carolina basketball player.
- In addition to his success on the floor, Miller excelled off the court, earning ACC Academic Honor Roll recognition and the UNC Athletic Director's Scholar Athlete-Award. He earned his degree in political science from North Carolina in 2007.
- Upon his graduation from North Carolina, Miller played one season of professional basketball for the London Capitals of the British Basketball League, where he averaged 19.6 points per game to rank eighth in the league.
- Miller was a prep standout at the New Hampton School in New Hampshire. He earned a scholarship to James Madison University, where he played one season before transferring to North Carolina to become a walk-on for Coach Williams' squad.

## MILLER'S YEARLY COACHING RECORD

SEASON	SCHOOL (CONF.)	OVERALL	LEAGUE (FINISH)	LEAGUE TOURNAMENT (RECORD)	POSTSEASON
2011-12	UNC Greensboro (SoCon)	11-11	10-8 (First, North)	Semifinals	
2012-13	UNC Greensboro (SoCon)	9-22	6-12 (Sixth, North)	Quarterfinals	
2013-14	UNC Greensboro (SoCon)	14-18	7-9 (Sixth)	First Round	
2014-15	UNC Greensboro (SoCon)	11-22	6-12 (Ninth)	Quarterfinals	
2015-16	UNC Greensboro (SoCon)	15-19	10-8 (Sixth)	Quarterfinals	CBI Quarterfinals
2016-17	UNC Greensboro (SoCon)	25-10	14-4 (First)	Runner-Up	NIT First Round
2017-18	UNC Greensboro (SoCon)	27-8	15-3 (First)	Champion	NCAA First Round
2018-19	UNC Greensboro (SoCon)	29-7	15-3 (Second)	Runner-Up	NIT Second Round
2019-20	UNC Greensboro (SoCon)	23-9	13-5 (Third)	Quarterfinals	
2020-21	UNC Greensboro (SoCon)	21-9	13-5 (First)	Champion	NCAA First Round
2021-22	Cincinnati (AAC)	18-15	7-11 (Eighth)	Quarterfinals	
2022-23	Cincinnati (AAC)	23-13	11-7 (Fourth)	Semifinals	NIT Quarterfinals
2023-24	Cincinnati (Big 12)	18-13	7-11 (11th)	--	--
<b>Head Coaching Totals</b>		<b>244-176</b>	<b>134-98</b>		

## MILLER'S RECORD AGAINST ALL OPPONENTS

Opponent	Record	Eastern Kentucky	1-0	James Madison	1-0	North Dakota State	1-0	Tennessee Tech	2-0
Appalachian State	5-2	Eastern Michigan	0-1	Johnson & Wales	1-0	Norfolk State	1-0	<b>Texas</b>	<b>0-1</b>
Alabama A&M	1-0	Elon	2-8	<b>Kansas</b>	<b>0-2</b>	North Alabama	1-0	<b>Texas Tech</b>	<b>1-0</b>
Arizona	0-1	ETSU	9-8	<b>Kansas State</b>	<b>1-0</b>	North Carolina	0-3	Tulane	1-2
Arkansas	0-1	<b>Eastern Washington</b>	<b>1-0</b>	Kennesaw State	1-0	North Carolina Wesleyan	1-0	Tulsa	2-1
Ashland	1-0	<b>Evansville</b>	<b>1-0</b>	Kentucky	0-1	<b>Northern Kentucky</b>	<b>2-1</b>	<b>UCF</b>	<b>4-2</b>
Averett	1-0	Ferrum	1-0	La Salle	1-0	Ohio	0-1	<b>UIC</b>	<b>1-0</b>
<b>Baylor</b>	<b>0-1</b>	Florida A&M	1-0	Lees-McRae	1-0	Ohio State	0-1	UNC-Asheville	1-1
Belmont Abbey	2-0	<b>Florida Gulf Coast</b>	<b>1-0</b>	Liberty	2-0	<b>Oklahoma</b>	<b>0-1</b>	UNC-Wilmington	2-2
<b>Bryant</b>	<b>3-0</b>	Florida State	0-1	Lipscomb	0-1	<b>Oklahoma State</b>	<b>0-1</b>	USC Upstate	1-0
<b>BYU</b>	<b>1-0</b>	Furman	11-9	Little Rock	1-0	Prairie View A&M	1-0	Utah Valley	0-2
Campbell	1-0	Georgetown	1-1	Longwood	1-1	Presbyterian	3-2	VCU	0-1
Chaminade	1-0	Georgia	1-0	Louisiana Tech	2-0	Purdue Fort-Wayne	0-1	Vermont	1-0
Chattanooga	14-8	Georgia Southern	1-3	Louisville	1-0	Radford	2-0	Virginia	0-2
Chowan	3-0	<b>Georgia Tech</b>	<b>1-0</b>	LSU	0-1	Richmond	0-1	Virginia Tech	2-1
Citadel	20-2	Gonzaga	0-1	Mars Hill	2-0	Rutgers	0-2	VMI	12-2
Claflin	1-0	Greensboro College	4-0	Memphis	0-4	Samford	17-4	<b>West Virginia</b>	<b>1-1</b>
College of Charleston	2-1	High Point	1-4	Mercer	11-4	San Diego	0-1	Western Carolina	11-9
Coppin State	1-1	Hofstra	1-0	<b>Merrimack</b>	<b>1-0</b>	South Florida	3-1	Wichita State	3-0
Davidson	0-4	<b>Houston</b>	<b>0-8</b>	Miami (FL)	0-1	SMU	3-1	William Peace	1-0
<b>Dayton</b>	<b>0-1</b>	Houston Baptist	1-0	Miami (Ohio)	2-0	Southeastern Louisiana	1-0	Winston-Salem	1-0
Delaware	2-0	<b>Howard</b>	<b>1-0</b>	Monmouth	0-1	Southern Wesleyan	1-0	Winthrop	0-1
<b>Detroit Mercy</b>	<b>2-0</b>	Illinois	1-0	Montana State	0-1	<b>Stetson</b>	<b>2-0</b>	Wofford	10-12
Duke	0-1	<b>Iowa State</b>	<b>0-1</b>	Navy	1-1	Syracuse	0-1	<b>Xavier</b>	<b>0-3</b>
Duquense	0-1	Indiana	0-1	NJIT	1-0	<b>TCU</b>	<b>1-1</b>	Youngstown State	0-1
East Carolina	4-5	Jacksonville	1-0	North Carolina A&T	4-2	Temple	2-3		

## STARTING BEARCATS

<b>UIC (W)</b>	Thomas	Newman	Lukosius	Lakhin	Oguama
<b>Detroit Mercy (W)</b>	Thomas	Newman	Fredrick	Lakhin	Oguama
<b>Eastern Washington (W)</b>	Thomas	Newman	Fredrick	Lakhin	Oguama
<b>Northern Kentucky (W)</b>	Thomas	Newman	Fredrick	Lakhin	Oguama
<b>Georgia Tech (W)</b>	Thomas	Newman	Fredrick	Lakhin	Oguama
at Howard (W, OT)	Thomas	Newman	Fredrick	Lakhin	Bandaogo
<b>Florida Gulf Coast (W)</b>	Thomas	Newman	Fredrick	Lakhin	Bandaogo
at Xavier (L)	Thomas	Newman	Fredrick	Lakhin	Bandaogo
<b>Bryant (W)</b>	Thomas	Newman	Fredrick	Lakhin	Bandaogo
vs. Dayton (L)	Thomas	Newman	Fredrick	Lakhin	Bandaogo
<b>Merrimack (W)</b>	Thomas	Newman	Lukosius	Lakhin	Oguama
<b>Stetson (W)</b>	Thomas	Newman	Fredrick	Lakhin	Oguama
<b>Evansville (W)</b>	Thomas	Newman	Lukosius	Lakhin	Reynolds
at (12) BYU (W)	Thomas	Skillings	Newman	Lukosius	Lakhin
<b>(25) Texas (L)</b>	Thomas	Newman	Lukosius	Lakhin	Bandaogo
at (14) Baylor (L)	Thomas	Skillings	Newman	Lukosius	Lakhin
<b>(19) TCU (W, OT)</b>	Thomas	Skillings	Newman	Lukosius	Lakhin
<b>(15) Oklahoma (L)</b>	Thomas	Newman	Lukosius	Lakhin	Bandaogo
at (7) Kansas (L)	Thomas	Newman	Lukosius	Lakhin	Bandaogo
<b>UCF (W)</b>	Thomas	Skillings	Newman	Lukosius	Bandaogo
at West Virginia (L)	Thomas	Newman	Lukosius	Lakhin	Bandaogo
at (15) Texas Tech (W)	Thomas	Newman	Lukosius	Lakhin	Bandaogo
<b>(5) Houston (L)</b>	Thomas	Newman	Lukosius	Lakhin	Bandaogo
<b>(10) Iowa State (L)</b>	Thomas	Newman	Lukosius	Lakhin	Bandaogo
at UCF (W)	Thomas	Skillings	Newman	Lukosius	Bandaogo
<b>Oklahoma State (L)</b>	Thomas	Skillings	Newman	Lukosius	Bandaogo
at TCU (L)	Thomas	Skillings	Newman	Lukosius	Bandaogo
at (1) Houston (L)	Thomas	Skillings	Newman	Lukosius	Bandaogo
<b>Kansas State (W)</b>	Thomas	Newman	Lukosius	Lakhin	Bandaogo
at Oklahoma (L, OT)	Thomas	Skillings	Newman	Lukosius	Bandaogo
<b>West Virginia (W)</b>	Thomas	Newman	Lukosius	Oguama	Bandaogo

## RADIO/TELEVISION CHART



**DAN SKILLINGS JR.**  
G • 6-6 • 205 • SO  
Blackwood, N.J.




**DAY DAY THOMAS**  
G • 6-0 • 185 • JR  
Bishopville, S.C.




**JIZZLE JAMES**  
G • 6-1 • 195 • FR  
Orlando, Fla.



**RAYVON GRIFFITH**  
G • 6-7 • 180 • FR  
Cincinnati, Ohio



**CJ FREDRICK JR.**  
G • 6-3 • 185 • SR  
Cincinnati, Ohio




**JOSH REED**  
G • 6-7 • 220 • SO  
Atlanta, Ga.



**C.J. ANTHONY**  
G • 6-0 • 195 • JR  
Columbus, Ohio




**JAMILLE REYNOLDS**  
F • 6-11 • 275 • SR  
St. Petersburg, Fla.




**LANDEN LONG**  
G • 5-11 • 185 • SR  
Mason, Ohio



**JOHN NEWMAN III**  
G • 6-5 • 215 • SR  
Greensboro, N.C.




**CHASE KIRKWOOD**  
G • 6-1 • 190 • JR  
Phoenix, Md.



**VIKTOR LAKHIN**  
F • 6-11 • 240 • RJR  
Anapa, Russia




**ODY OGUAMA**  
F • 6-9 • 225 • SR  
Raleigh, N.C.



**SIMAS LUKOŠIUS**  
G • 6-8 • 225 • JR  
Kaunas, Lithuania



**SAGE TOLENTINO**  
F • 7-1 • 230 • SO  
Kane'ohe, Hawaii



**AZIZ BANDAOGO**  
F • 7-0 • 235 • SR  
Dakar, Senegal




**WES MILLER**  
Head Coach  
Third Season



**CHAD DOLLAR**  
Assoc. Head Coach  
Third Season



**ANDRE MORGAN**  
Assistant Coach  
Third Season



**DREW ADAMS**  
Assistant Coach  
Second Season



**JOSH LOEFFLER**  
Assistant Coach  
First Season



**JAKE THELEN**  
Assistant Coach  
Third Season





# #0 DAN SKILLINGS JR.

GUARD • 6-6 • 205 • SOPHOMORE • BLACKWOOD, N.J. (ROMAN CATHOLIC HS)

- Cincinnati's leading scorer in overall (12.1 ppg) and Big 12 play (12.8 ppg)
- Gameday scratch against K-State on March 2 due to hip injury
- No. 5 SportsCenter play following Texas game for his driving dunk and-one
- Earned first-career start in win at No. 12 BYU, scoring team's first points as well
- 29 points against Stetson were most by a UC reserve since Tony Bobbitt in 2002; also had 25 against NKU
- Named by Jon Rothstein as one of the nation's 20 under-the-radar breakout players for 2023-24
- Finished with a career-high 20 points in AAC Quarterfinals vs. hometown Temple; team is 17-6 when he hits double-figures for his career (13-6 this year)
- Did not play organized basketball until the ninth grade
- Discovered by Wes Miller as he pulled down three-straight offensive rebounds at an AAU game
- Highest-touted recruit out of Wes Miller's first freshman signing class
- Added 15 lbs to his frame over first summer at UC
- Says defensive improvement for this season is where he jumped the most in offseason, to "help our team the most and our coaches"
- Most talkative and social player on the team, on and off the court
- First-career points came off blocking a shot at the top of the key and taking it down court for a one-handed dunk



## 2023-24 (SOPHOMORE SEASON)

Opponent	Min	FG-FGA	3FG-FGA	FT-FTA	Off-Def-Tot	PF	A	TO	Blk	Stl	Pts
UIC	28	5-12	0-2	3-4	2-6-8	0	2	0	0	0	13
Detroit Mercy	20	4-10	3-8	0-2	1-7-8	2	2	3	0	0	11
Eastern Washington	27	4-14	1-5	0-2	1-6-7	0	0	1	0	2	9
Northern Kentucky	28	8-12	3-5	6-8	6-3-9	2	1	1	2	0	25
Georgia Tech	21	2-7	0-2	2-2	1-2-3	0	1	0	0	1	6
at Howard	32	6-13	0-3	4-4	4-2-6	2	2	2	0	2	16
Florida Gulf Coast	21	1-7	0-1	1-1	2-10-12	2	4	3	0	0	3
at Xavier	23	1-7	0-2	0-0	3-3-6	2	1	0	1	0	2
Bryant	20	2-8	0-3	7-8	1-3-4	4	1	1	2	0	11
vs. Dayton	23	3-8	0-0	0-1	3-2-5	3	2	0	0	0	6
Merrimack	15	2-4	0-1	1-2	1-2-3	0	1	2	1	1	5
Stetson	26	11-14	4-6	3-4	5-5-10	1	1	1	1	0	29
Evansville	25	4-12	1-4	1-2	3-2-5	1	1	2	0	1	10
at (12) BYU*	20	4-8	1-3	1-1	1-4-5	1	2	1	0	1	10
(25) Texas	22	3-8	0-3	1-1	0-3-3	1	0	2	0	0	7
at (14) Baylor*	33	9-14	4-6	2-3	3-3-6	3	1	0	0	1	24
(19) TCU*	31	5-11	1-3	2-6	2-4-6	0	2	1	2	2	13
(15) Oklahoma	18	0-3	0-2	1-2	1-3-4	3	1	0	0	0	1
at (7) Kansas	31	6-14	3-6	1-2	2-3-5	3	0	3	0	2	16
UCF*	35	8-14	2-6	3-3	2-5-7	3	2	3	1	0	21
at West Virginia	30	6-19	3-9	0-0	2-3-5	2	0	0	0	0	15
at (15) Texas Tech	29	6-14	0-3	2-2	5-2-7	3	2	2	3	1	14
(5) Houston	33	4-11	2-7	3-5	1-2-3	2	1	1	1	1	13
(10) Iowa State	32	4-11	2-4	3-4	4-7-11	2	3	0	2	2	13
at UCF*	31	5-14	1-4	4-8	3-5-8	1	2	1	1	1	15
Oklahoma State*	34	3-10	1-3	2-4	4-6-10	4	3	4	1	1	9
at TCU*	28	4-13	1-4	0-0	0-4-4	0	2	4	1	1	9
at (1) Houston*	28	3-8	0-3	2-3	3-5-8	1	1	2	0	1	8
Kansas State				DNP							
at Oklahoma*	30	5-14	0-6	3-4	6-3-9	5	1	2	0	3	13
West Virginia	28	5-8	1-3	6-8	1-3-4	2	2	2	2	1	17

## SEASON & CAREER STATISTICS

2023-24 SEASON		CAREER
29 vs. Stetson, 12/22/23	Pts	29 vs. Stetson, 12/22/23
11 vs. Stetson, 12/22/23	FG Made	11 vs. Stetson, 12/22/23
19 at West Virginia, 1/31/24	FG Atts	19 at West Virginia, 1/31/24
4, 2x, last at Baylor, 1/13/24	3PT-FG Made	4, 2x, last at Baylor, 1/13/24
9 at West Virginia, 1/31/24	3PT-FG Atts	9 at West Virginia, 1/31/24
7 vs. Bryant, 12/12/23	FT Made	7 vs. Bryant, 12/12/23
8, 4x, last vs. WVU, 3/9/24	FT Atts	8, 2x, last vs. Bryant, 12/12/23
12 vs. FGCU, 12/3/23	Rebs	13 vs. Bryant, 12/4/22
4 vs. Florida Gulf Coast, 12/3/23	Assts	4 vs. Florida Gulf Coast, 12/3/23
3 at Oklahoma, 3/5/24	Stls	3, 2x, last at Oklahoma, 3/5/24
3, at Texas Tech, 2/3/24	Blks	3, 2x, last at Texas Tech, 2/3/24
35 vs. UCF, 1/27/24	Mins	35 vs. UCF, 1/27/24

## MISCELLANEOUS STATISTICS

CATEGORY	2022-23	2023-24	CAREER
Double-Figure Scoring Games	4	19	23
Double-Figure Rebounding Games	1	4	5
Double-Double Games	1	2	3
20-Point Scoring Games	1	4	5
Games Led UC in Scoring	0	10	10
Games Led UC in Rebounding	1	6	7
Games Led UC in Assists	0	1	1
Games With 3+ Assists	1	2	3
Games With 3+ Blocks	1	1	2
Games With 3+ Steals	1	0	1
Games With 3+ Three-Pointers	2	6	8

## CAREER STATISTICS

		TOTAL			3-PTERS			REBOUNDS								
YEAR	GP-GS	MIN-AVG	FG-FGA	PCT	FG-FGA	PCT	FT-FTA	PCT	OFF-DEF-TOT	AVG	PF-FO	AST	TO	BLK	STL	PTS-AVG
2022-23	35-0	510-14.6	71-187	.380	19-74	.257	23-38	.605	32-83-115	3.3	42-0	20	30	15	12	184-5.3
2023-24	30-9	799-26.6	133-322	.413	34-117	.291	64-96	.667	73-118-191	6.4	55-1	44	44	22	25	364-12.1
TOTALS	65-9	1309-20.1	204-509	.401	53-191	.277	87-134	.649	105-201-306	4.7	97-1	64	74	37	37	548-8.4





# #1 DAY DAY THOMAS

GUARD • 6-0 • 185 • JUNIOR • BISHOPVILLE, S.C. (KILGORE COLLEGE)

- Team leader in steals; also joined Jizzle James in holding Houston's Jamal Shead to 6-of-25 shooting
- Already has most steals by a Bearcat (56) since Cashmere Wright's record 74 in 2011-12
- Averaged 18.0 ppg in his third and fourth Big 12 games after 3.5 the first two
- 21:4 assist-turnover ratio the last four games, tying career-high 7 dimes vs. WVU
- First to open UC career with four-straight double-figure scoring games since Kyle Washington's eight in 2016-17
- First newcomer to lead UC in scoring of season opener since Sean Kilpatrick in 2010
- No. 4 junior-college prospect by JucoRecruiting.com
- Held one Division I offer (Presbyterian College) out of high school
- Called and committed to UC as team was flying back from SMU road win last year
- Averaged 19.0 ppg, 6.0 rpg and 3.1 apg at Kilgore College last year, including 84.2% free-throw shooting
- Lightning-speed with team-high 2.94 3/4 court sprint time
- Previously played at Lee Central and Ridge View HS in South Carolina



## 2023-24 (JUNIOR SEASON)

Opponent	Min	FG-FGA	3FG-FGA	FT-FTA	Off-Def-Tot	PF	A	TO	Blk	Stl	Pts
UIC*	26	6-13	1-5	2-5	0-3-3	1	3	2	0	3	15
Detroit Mercy*	20	4-8	2-3	1-2	0-0-0	0	1	0	0	4	11
Eastern Washington*	24	4-11	1-4	2-2	0-4-4	5	5	1	0	0	11
Northern Kentucky*	24	8-11	2-5	2-2	1-2-3	1	2	3	0	1	20
Georgia Tech*	22	4-11	1-7	0-0	0-0-0	2	4	1	1	2	9
at Howard*	25	2-8	0-1	2-2	0-5-5	1	4	3	0	1	6
Florida Gulf Coast*	19	3-7	1-2	0-0	0-1-1	1	4	1	0	4	7
at Xavier*	18	6-10	1-2	2-2	0-0-0	3	2	3	0	1	15
Bryant*	18	3-7	1-1	1-1	0-2-2	3	1	1	0	1	8
vs. Dayton*	25	5-13	1-5	1-2	0-1-1	3	1	1	1	0	12
Merrimack*	27	1-4	1-3	4-4	0-3-3	2	4	1	0	2	7
Stetson*	29	6-12	0-4	5-7	2-2-4	3	1	1	0	1	17
Evansville*	30	2-10	1-4	5-6	1-5-6	0	7	2	2	4	10
at (12) BYU*	28	0-7	0-2	5-6	2-2-4	3	2	7	0	0	5
(25) Texas*	25	1-7	0-0	0-0	1-2-3	1	3	1	0	0	2
at (14) Baylor*	29	6-15	0-5	3-3	0-2-2	1	2	0	0	0	15
(19) TCU*	33	9-17	1-2	2-2	1-3-4	1	6	3	0	3	21
(15) Oklahoma*	28	3-8	0-1	2-3	0-0-0	3	6	2	0	1	8
at (7) Kansas*	23	4-10	0-3	1-1	2-1-3	5	3	1	0	1	9
UCF*	32	3-11	0-4	3-4	0-1-1	0	4	3	0	2	9
at West Virginia*	31	4-13	3-8	1-2	0-1-1	1	4	3	0	3	12
at (15) Texas Tech*	26	3-8	1-3	2-2	0-3-3	2	4	2	2	1	9
(5) Houston*	22	3-7	1-2	0-0	1-1-2	3	0	2	0	0	7
(10) Iowa State*	16	2-5	0-2	0-0	0-0-0	0	0	6	0	2	4
at UCF*	26	4-13	1-5	0-0	1-2-3	5	3	1	0	4	9
Oklahoma State*	26	3-9	1-3	3-4	0-0-0	2	2	1	0	2	10
at TCU*	30	4-9	0-0	5-6	0-3-3	1	2	2	0	1	13
at (1) Houston*	28	2-9	0-2	2-2	1-1-2	1	6	1	0	1	6
Kansas State*	32	6-11	2-5	0-0	0-0-0	2	5	2	0	4	14
at Oklahoma*	33	4-11	0-3	0-0	0-3-3	4	3	1	0	2	8
West Virginia*	32	3-8	1-5	0-0	0-6-6	2	7	0	0	5	7

## SEASON & CAREER STATISTICS

2023-24 SEASON	CAREER
21 vs. TCU, 1/16/24	Pts 21 vs. TCU, 1/16/24
9 vs. TCU, 1/16/24	FG Made 9 vs. TCU, 1/16/24
17 vs. TCU, 1/16/24	FG Atts 17 vs. TCU, 1/16/24
3 at West Virginia, 1/31/24	3PT-FG Made 3 at West Virginia, 1/31/24
8 at West Virginia, 1/31/24	3PT-FG Atts 8 at West Virginia, 1/31/24
5, 3x, last at BYU, 1/6/24	FT Made 5, 3x, last at BYU, 1/6/24
7 vs. Stetson, 12/22/23	FT Atts 7 vs. Stetson, 12/22/23
5 at Howard, 11/28/23	Rebs 5 at Howard, 11/28/23
7, 2x, last vs. West Virginia, 3/9/24	Assts 7, 2x, last vs. WVU, 3/9/24
5 vs. West Virginia, 3/9/24	Stls 5 vs. West Virginia, 3/9/24
2, 2x, last at Texas Tech, 2/3/24	Blks 2, 2x, last at Texas Tech, 2/3/24
33, 2x, last at Oklahoma, 3/5/24	Mins 33, 2x, last at Oklahoma, 3/5/24

## MISCELLANEOUS STATISTICS

CATEGORY	2023-24	CAREER
Double-Figure Scoring Games	13	13
Double-Figure Rebounding Games	0	0
Double-Double Games	0	0
20-Point Scoring Games	2	2
Games Led Team in Scoring	2	2
Games Led Team in Rebounding	0	0
Games Led Team in Assists	15	15
Games With 3+ Assists	19	19
Games With 3+ Blocks	0	0
Games With 3+ Steals	9	9
Games With 3+ Three-Pointers	1	1

## CAREER STATISTICS

YEAR	GP-GS	MIN-AVG	TOTAL FG-FGA	PCT	3-PTERS FG-FGA	PCT	FT-FTA	PCT	REBOUNDS PCTOFF-DEF-TOT	AVG	PF-FO	AST	TO	BLK	STL	PTS-AVG
2023-24	31-31	805-26.0	118-303	.389	24-101	.238	56-70	.800	13-59-72	2.3	62-3	102	59	6	56	316-10.2
TOTALS	31-31	805-26.0	118-303	.389	24-101	.238	56-70	.800	13-59-72	2.3	62-3	102	59	6	56	316-10.2



# #2 JIZZLE JAMES

GUARD • 6-1 • 195 • FRESHMAN • ORLANDO, FLA. (OLYMPIA HS)

- Defense continues to improve; joined Day Day Thomas in holding Houston's Jamal Shead to 6-of-25 shooting
- 16 points against Iowa State's elite defense marked second-most by any freshman on the Cyclones this year
- 7 of his 11 double-digit scoring games have come in Big 12 play
- Team and career-high 19 points off bench at Xavier
- Six turnovers in first two games (32 minutes), 21 in the 23 games that followed
- Noted for his approach beyond the team practice hours
- No. 52 prospect in his class, including ninth-best point guard
- Son of 11-year NFL running back and Pro Football Hall of Famer Edgerrin James
- Full legal name is Edgerrin James Jr.
- Brother, Eden, is an All-MEAC running back at Howard, including rushing for 177 yards at Northwestern this season

2023-24 (FRESHMAN SEASON)

Opponent	Min	FG-FGA	3FG-FGA	FT-FTA	Off-Def-Tot	PF	A	TO	Blk	Stl	Pts
UIC	14	3-6	0-2	0-0	1-1-2	0	1	2	1	1	6
Detroit Mercy	19	4-6	1-1	4-4	2-0-2	1	3	4	0	0	13
Eastern Washington	16	3-4	1-2	6-7	0-2-2	2	2	0	0	0	13
Northern Kentucky	16	2-10	1-4	0-0	0-2-2	1	4	1	0	0	5
Georgia Tech	15	3-6	1-3	1-2	0-1-1	1	3	1	0	1	8
at Howard	20	4-9	0-1	1-1	1-3-4	1	3	0	1	1	9
Florida Gulf Coast	19	3-6	0-1	3-4	1-4-5	1	4	1	0	0	9
at Xavier	21	7-13	2-3	3-4	0-1-1	2	1	1	1	0	19
Bryant	22	4-10	1-3	2-2	1-1-2	0	3	1	1	1	11
vs. Dayton	21	3-8	1-1	0-0	2-0-2	1	1	1	0	1	7
Merrimack	23	2-6	0-0	0-0	0-3-3	0	2	1	1	2	4
Stetson	14	1-5	0-2	1-2	0-0-0	2	3	0	0	0	3
Evansville	15	1-6	1-3	1-2	1-0-1	1	2	1	0	0	4
at (12) BYU	13	4-7	1-2	3-3	1-2-3	2	1	0	0	0	12
(25) Texas	15	2-5	0-0	0-0	1-0-1	2	2	2	1	1	4
at (14) Baylor	11	1-6	0-1	0-0	0-0-0	0	0	0	0	0	2
(19) TCU	12	0-3	0-1	1-2	0-1-1	2	4	0	0	0	1
(15) Oklahoma	12	2-6	1-2	0-0	0-0-0	0	3	0	0	0	5
at (7) Kansas	18	4-7	0-1	2-2	0-0-0	0	1	3	0	0	10
UCF	11	0-4	0-0	0-0	1-1-2	1	1	1	0	0	0
at West Virginia	12	1-1	0-0	0-0	1-1-2	0	3	0	0	0	2
at (15) Texas Tech	14	3-7	1-2	0-0	0-1-1	2	1	0	0	1	7
(5) Houston	20	3-8	0-0	4-6	0-3-3	0	0	0	1	0	10
(10) Iowa State	25	6-10	4-6	0-0	3-2-5	2	3	5	0	0	16
at UCF	14	3-7	0-2	1-2	0-0-0	0	1	1	0	0	7
Oklahoma State	14	5-7	0-0	0-1	0-0-0	1	1	1	0	0	10
at TCU	25	2-11	0-2	0-0	1-2-3	1	3	4	0	1	4
at (1) Houston	21	3-9	1-4	0-0	0-0-0	3	2	4	0	1	7
Kansas State	28	5-11	0-2	0-0	1-0-1	2	4	2	0	1	10
at Oklahoma	28	7-14	2-4	0-0	0-1-1	1	1	0	0	2	16
West Virginia	21	4-7	0-2	0-0	3-0-3	0	3	0	0	0	8



SEASON & CAREER STATISTICS

2023-24 SEASON			CAREER		
19 at Xavier, 12/9/23	Pts		19 at Xavier, 12/9/23		
7, 2x, last at Oklahoma, 3/5/24	FG Made		7 at Xavier, 12/9/23		
14 at Oklahoma, 3/5/24	FG Atts		13 at Xavier, 12/9/23		
4 vs. Iowa State, 2/13/24	3PT-FG Made		4 vs. Iowa State, 2/13/24		
6 vs. Iowa State, 2/13/24	3PT-FG Atts		6 vs. Iowa State, 2/13/24		
6 vs. EWU, 11/12/23	FT Made		6 vs. EWU, 11/12/23		
7 vs. EWU, 11/12/23	FT Atts		7 vs. EWU, 11/12/23		
4 at Howard, 11/28/23	Rebs		4 at Howard, 11/28/23		
4, 4x, last vs. Kansas State, 3/2/24	Assists		4, 4x, last vs. Kansas State, 3/2/24		
2, 2x, last at Oklahoma, 3/5/24	Stls		2, 2x, last at Oklahoma, 3/5/24		
1, 6x, last vs. Texas, 1/9/24	Blks		1, 6x, last vs. Texas, 1/9/24		
28, 2x, last at Oklahoma, 3/5/24	Mins		28, 2x, last at Oklahoma, 3/5/24		

MISCELLANEOUS STATISTICS

CATEGORY	2023-24	CAREER
Double-Figure Scoring Games	11	11
Double-Figure Rebounding Games	0	0
Double-Double Games	0	0
20-Point Scoring Games	0	0
Games Led Team in Scoring	2	2
Games Led Team in Rebounding	0	0
Games Led Team in Assists	3	3
Games With 3+ Assists	14	14
Games With 3+ Blocks	0	0
Games With 3+ Steals	0	0
Games With 3+ Three-Pointers	1	1

CAREER STATISTICS

YEAR	GP-GS	TOTAL			3-PTERS		REBOUNDS								
		MIN-AVG	FG-FGA	PCT	FG-FGA	PCT	FT-FTA	PCTOFF-DEF-TOT	AVG	PF-FO	AST	TO	BLK	STL	PTS-AVG
2023-24	31-0	549-17.7	95-225	.422	19-57	.333	33-44	.750	21-32-53	1.7	32-0	66	38	7	14
TOTALS	31-0	549-17.7	95-225	.422	19-57	.333	33-44	.750	21-32-53	1.7	32-0	66	38	7	14



# #3 RAYVON GRIFFITH

GUARD • 6-7 • 205 • FRESHMAN • CINCINNATI, OHIO (COMPASS PREP)

- Originally attended Taft HS on Cincinnati's West End before moving to Compass Prep in Arizona for senior year
- UC's first commit of his class
- Rated No. 11 small forward and No. 54 overall prospect by 247Sports
- Led Taft to state title as a senior



## SEASON & CAREER STATISTICS

2023-24 SEASON	CAREER
--	Pts
--	FG Made
--	FG Atts
--	3PT-FG Made
--	3PT-FG Atts
--	FT Made
--	FT Atts
--	Rebs
--	Assts
--	Stls
--	Blks
--	Mins


## MISCELLANEOUS STATISTICS

CATEGORY	2023-24	CAREER
Double-Figure Scoring Games		0
Double-Figure Rebounding Games		0
Double-Double Games		0
20-Point Scoring Games		0
Games Led Team in Scoring		0
Games Led Team in Rebounding		0
Games Led Team in Assists		0
Games With 3+ Assists		0
Games With 3+ Blocks		0
Games With 3+ Steals		0
Games With 3+ Three-Pointers		0

## CAREER STATISTICS

YEAR	GP-GS	MIN-AVG	TOTAL		3-PTERS		REBOUNDS		PF-FO	AST	TO	BLK	STL	PTS-AVG
			FG-FGA	PCT	FG-FGA	PCT	FT-FTA	PCTOFF-DEF-TOT	AVG					
2023-24														
TOTALS														





# #5 CJ FREDRICK JR.

GUARD • 6-3 • 190 • GRAD • CINCINNATI, OHIO (KENTUCKY)

- Missed 11 of 12 games before playing two minutes against Houston on 2/10
- Brought a 113-52 record into this season between Iowa and Kentucky, including four NCAA appearances (Iowa was top-25 before COVID pause)
- Missed a combined seven games in 2022-23 for hand and rib injuries
- Missed 2021-22 season at Kentucky due to hamstring injury
- Scored in double-figures four times over five-game SEC stretch in 2022-23
- Kentucky was 6-0 when he made 3 or more treys, including three in SEC play, and UC is 5-0 this year when it happens
- Topped the Big Ten with a 46.1% clip (47 of 102) from 3-point range as a true freshman at Iowa in 2019-20
- Attended same high school (Covington Catholic in Ky.) as UC assistant coach Jake Thelen
- Earned 2018 Kentucky Gatorade Player of the Year award among many accolades in high school
- Engaged to Blair Green, a four-year basketball letterwinner at Kentucky who started every game last season



## SEASON & CAREER STATISTICS

### 2023-24 (GRAD/SIXTH SEASON)

Opponent	Min	FG-FGA	3FG-FGA	FT-FTA	Off-Def-Tot	PF	A	TO	Blk	Stl	Pts
UIC	26	4-8	3-6	0-0	0-2-2	2	1	0	1	2	11
Detroit Mercy*	19	5-6	4-5	0-1	0-1-1	1	0	0	0	0	14
Eastern Washington*	24	0-2	0-1	0-0	0-1-1	3	0	1	0	0	0
Northern Kentucky*	25	1-6	1-3	0-0	1-1-2	0	3	0	0	0	3
Georgia Tech*	20	3-6	3-5	2-3	0-2-2	1	1	0	0	0	11
at Howard*	22	0-2	0-2	0-0	1-0-1	2	3	0	0	0	0
Florida Gulf Coast*	26	6-7	5-6	2-3	1-0-1	0	0	0	0	0	19
at Xavier*	21	0-4	0-3	0-0	1-0-1	2	2	1	0	1	0
Bryant*	31	4-8	3-7	3-3	0-2-2	3	1	1	0	1	14
vs. Dayton*	22	2-6	1-4	0-0	0-0-0	3	1	1	0	0	5
Merrimack				DNP							
Stetson	33	2-8	2-7	0-0	0-1-1	1	7	0	0	0	6
Evansville				DNP							
at (12) BYU				DNP							
(25) Texas				DNP							
at (14) Baylor				DNP							
(19) TCU				DNP							
(15) Oklahoma				DNP							
at (7) Kansas				DNP							
UCF				DNP							
at West Virginia				DNP							
at (15) Texas Tech				DNP							
(5) Houston	2	0-0	0-0	0-0	0-0-0	0	0	0	0	0	0
(10) Iowa State	16	1-2	0-1	1-1	0-0-0	1	2	1	0	0	3
at UCF	15	2-4	1-2	0-0	0-1-1	1	1	0	0	0	5
Oklahoma State	8	0-1	0-1	0-0	0-0-0	0	1	0	0	0	0
at TCU				DNP							
at (1) Houston				DNP							
Kansas State				DNP							
at Oklahoma				DNP							
West Virginia				DNP							

### 2023-24 SEASON

19 vs. FGCU, 12/3/23	Pts	23 at Minnesota, 12/25/20
5 vs. Detroit Mercy, 11/10/23	FG Made	8 vs. North Carolina, 12/8/20
8, 2x, last vs. Bryant, 12/12/23	FG Atts	12, 2x, last vs. Texas A&M, 1/21/23
5 vs. FGCU, 12/3/23	3PT-FG Made	5, 4x, last vs. FGCU, 12/3/23
7 vs. Bryant, 12/12/23	3PT-FG Atts	10 vs. Texas A&M, 1/21/23
2 vs. Georgia Tech, 11/22/23	FT Made	6, 3x, last vs. Howard, 11/7/22
3 vs. Georgia Tech, 11/22/23	FT Atts	8 vs. Cincinnati, 12/21/19
2, 2x, last vs. NKU, 11/19/23	Rebs	5 vs. Oral Roberts, 11/15/19
7 vs. Stetson, 12/22/23	Assts	7 vs. Stetson, 12/22/23
2 vs. UIC, 11/6/23	Stls	4 vs. S.C. State, 11/17/22
1 vs. UIC, 11/6/23	Blks	1, 10x, last vs. UIC, 11/6/23
33 vs. Stetson, 12/22/23	Mins	39 at Minnesota, 12/25/20

## MISCELLANEOUS STATISTICS

CATEGORY	19-20	20-21	21-22	22-23	23-24	CAREER
Double-Figure Scoring Games	13	6	-	10	5	34
Double-Figure Rebounding Games	0	0	-	0	0	0
Double-Double Games	0	0	-	0	0	0
20-Point Scoring Games	3	2	-	1	0	6
Games Led UC in Scoring	-	-	-	-	2	2
Games Led UC in Rebounding	-	-	-	-	-	-
Games Led UC in Assists	-	-	-	-	1	1
Games With 3+ Assists	14	7	-	6	3	30
Games With 3+ Blocks	0	0	-	0	0	0
Games With 3+ Steals	0	0	-	1	0	1
Games With 3+ Three-Pointers	6	6	-	6	4	22

## CAREER STATISTICS

YEAR	GP-GS	MIN-AVG	TOTAL FG-FGA	PCT	3-PTERS FG-FGA	PCT	FT-FTA	PCT	REBOUNDS PCTOFF-DEF-TOT	AVG	PF-FO	AST	TO	BLK	STL	PTS-AVG
2018-19^									REDSHIRTED							
2019-20^	25-25	715-28.6	87-180	.483	47-102	.461	35-44	.795	16-32-48	1.9	43-0	69	32	5	17	256-10.2
2020-21^	27-27	666-24.7	72-152	.474	36-76	.474	23-34	.676	5-24-29	1.1	25-0	52	10	4	10	203-7.5
2021-22&									DNP - MEDICAL REDSHIRT							
2022-23&	27-15	601-22.3	54-154	.351	34-107	.318	22-24	.917	6-15-21	0.8	30-0	41	14	0	14	164-6.1
2023-24	15-10	309-20.6	30-72	.417	23-54	.426	8-11	.727	4-11-15	1.0	18-0	23	5	1	3	91-6.1
<b>TOTALS</b>	<b>94-77</b>	<b>2292-24.4</b>	<b>243-558</b>	<b>.435</b>	<b>140-339</b>	<b>.413</b>	<b>88-113</b>	<b>.779</b>	<b>31-82-113</b>	<b>1.2</b>	<b>116-0</b>	<b>185</b>	<b>61</b>	<b>10</b>	<b>44</b>	<b>714-7.6</b>

^Iowa, &Kentucky





# #10 JOSH REED

GUARD • 6-7 • 220 • SOPHOMORE • ATLANTA, GA. (PACE ACADEMY)

- 19 minutes against K-State were his most in any conference game for his career
- Defensive specialist who led UC with +25 off bench against Evansville, playing most of second half and pulling them from 58 percent shooting to 22 percent in that period
- Career-highs of 12 boards in 25 minutes against Detroit Mercy
- Mother, Chenoah (formerly Turner), led South Fla. in blocked shots in 1989-90
- Graded as top defender in Xavier and Wichita State games, something Wes Miller remarked has been extremely rare for a freshman in his coaching career
- Scored all seven of his Arizona points over final 48 seconds
- Made his collegiate debut at NKU, promptly drawing a three-point play and connecting on a corner three; was potentially going to redshirt
- Expected to see playing time with John Newman III's extended injury leave, combining with Skillings and Hensley around the three-spot
- Member of the Rivals Top 150
- Two-time state champion, arriving on scene early as Freshman of the Year

2023-24 (SOPHOMORE SEASON)

Opponent	Min	FG-FGA	3FG-FGA	FT-FTA	Off-Def-Tot	PF	A	TO	Blk	Stl	Pts
UIC	10	0-1	0-1	0-0	0-0-0	0	0	0	0	0	0
Detroit Mercy	25	2-7	1-4	0-2	5-7-12	1	4	3	0	0	5
Eastern Washington	10	1-2	0-1	0-0	0-0-0	1	0	0	0	1	2
Northern Kentucky	7	1-2	1-1	0-0	0-0-0	2	1	0	0	0	3
Georgia Tech	12	1-3	1-2	0-0	0-1-1	0	0	0	0	0	3
at Howard				DNP							
Florida Gulf Coast	11	2-5	0-2	0-0	3-2-5	0	0	0	0	0	4
at Xavier	0+	0-0	0-0	0-0	0-0-0	0	0	1	0	0	0
Bryant	1	0-0	0-0	2-2	0-1-1	0	1	0	0	0	2
vs. Dayton				DNP							
Merrimack	7	1-2	1-2	0-0	0-4-4	0	0	0	0	0	3
Stetson	10	0-0	0-0	0-0	0-2-2	1	1	0	0	0	0
Evansville	17	2-3	2-3	0-0	1-3-4	4	2	0	1	0	6
at (12) BYU	17	1-2	1-1	0-0	0-1-1	0	0	1	0	2	3
(25) Texas	17	2-3	2-2	0-0	0-2-2	0	1	0	0	0	6
at (14) Baylor	14	0-1	0-1	0-0	0-1-1	0	1	1	0	2	0
(19) TCU	17	1-3	0-2	0-0	0-3-3	0	0	1	0	0	2
(15) Oklahoma	12	0-2	0-2	4-5	0-0-0	2	1	1	0	0	4
at (7) Kansas	7	0-0	0-0	0-0	0-2-2	4	0	0	0	1	0
UCF	10	0-0	0-0	0-0	1-0-1	1	1	1	0	0	0
at West Virginia	9	1-2	0-1	0-0	0-2-2	0	0	0	0	1	2
at (15) Texas Tech	9	0-0	0-0	0-0	0-0-0	4	0	0	0	0	0
(5) Houston	0+	0-0	0-0	0-0	0-0-0	0	0	0	0	0	0
(10) Iowa State	2	0-0	0-0	0-0	0-0-0	2	0	0	0	0	0
at UCF	14	1-3	1-2	0-0	3-0-3	0	1	0	0	1	3
Oklahoma State	14	3-6	0-3	0-0	2-1-3	0	0	2	0	2	6
at TCU	11	0-0	0-0	0-0	0-2-2	1	0	1	0	1	0
at (1) Houston	7	0-2	0-2	0-0	0-2-2	1	0	1	1	0	0
Kansas State	19	1-1	1-1	0-0	1-2-3	2	0	0	1	1	3
at Oklahoma	12	0-1	0-0	0-0	1-1-2	0	0	1	1	0	0
West Virginia	15	2-4	1-2	0-0	2-1-3	2	1	0	0	2	5



SEASON & CAREER STATISTICS

2023-24 SEASON			CAREER	
6, 2x, last vs. Okla. State, 2/21/24	Pts		10 vs. Bryant, 12/4/22	
3 vs. Oklahoma State, 2/21/24	FG Made		4 vs. Bryant, 12/4/22	
7 vs. Detroit Mercy, 11/10/23	FG Atts	5, 2x, last vs. Miami, 12/14/22		
2, 2x, last vs. Texas, 1/9/24	3PT-FG Made	3 vs. ECU, 1/11/23		
4 vs. Detroit Mercy, 11/10/23	3PT-FG Atts	3 vs. ECU, 1/11/23		
4 vs. Oklahoma, 1/20/24	FT Made	2 vs. Ohio State, 11/22/22		
5 vs. Oklahoma, 1/20/24	FT Atts	2, 2x, last vs. Ohio State, 11/22/22		
12 vs. Detroit Mercy, 11/10/23	Rebs	12 vs. Detroit Mercy, 11/10/23		
4 vs. Detroit Mercy, 11/10/23	Assts	4 vs. Detroit Mercy, 11/10/23		
2, 4x, last vs. WVU, 3/9/24	Stls	2, 4x, last vs. WVU, 3/9/24		
1, 3x, last vs. Kansas State, 3/2/24	Blks	2 vs. Bryant, 12/4/22		
25 vs. Detroit Mercy, 11/10/23	Mins	25 vs. Detroit Mercy, 11/10/23		

MISCELLANEOUS STATISTICS

CATEGORY	2022-23	2023-24	CAREER
Double-Figure Scoring Games	1	0	1
Double-Figure Rebounding Games	0	1	1
Double-Double Games	0	0	0
20-Point Scoring Games	0	0	0
Games Led Team in Scoring	0	0	0
Games Led Team in Rebounding	1	1	2
Games Led Team in Assists	0	0	0
Games With 3+ Assists	0	1	1
Games With 3+ Blocks	0	0	0
Games With 3+ Steals	0	0	0
Games With 3+ Three-Pointers	1	0	1

CAREER STATISTICS

YEAR	GP-GS	MIN7-AVG	TOTAL		3-PTERS		FT-FTA	REBOUNDS			PF-FO	AST	TO	BLK	STL	PTS-AVG
			FG-FGA	PCT	FG-FGA	PCT		PCT	OFF-DEF-TOT	AVG						
2022-23	29-0	233-8.0	15-44	.341	10-25	.400	3-8	.375	19-30-49	1.7	13-0	7	6	6	2	43-1.5
2023-24	29-0	315-10.9	22-55	.400	12-35	.343	6-9	.667	19-40-59	2.0	28-0	15	14	4	14	62-2.1
TOTALS	58-0	549-9.5	37-99	.374	22-60	.367	9-17	.529	38-70-108	1.9	41-0	22	20	10	16	105-1.8



# #11 C.J. ANTHONY

GUARD • 6-0 • 195 • JUNIOR • COLUMBUS, OHIO (PUTNAM SCIENCE ACADEMY)

- Walk-on
- Has earned recognition in offseason for improvement; could see more minutes
- Was only freshman on last season's team

## 2023-24 (JUNIOR SEASON)

Opponent	Min	FG-FGA	3FG-FGA	FT-FTA	Off-Def-Tot	PF	A	TO	Blk	Stl	Pts
UIC				DNP							
Detroit Mercy	8	2-5	0-1	0-0	2-2-4	1	1	1	0	0	4
Eastern Washington				DNP							
Northern Kentucky	1	0-0	0-0	0-0	0-0-0	0	0	0	0	0	0
Georgia Tech	7	0-3	0-3	3-4	1-1-2	0	1	0	0	0	3
at Howard				DNP							
Florida Gulf Coast	5	2-4	2-4	2-2	0-1-1	0	0	0	0	1	8
at Xavier				DNP							
Bryant	1	0-1	0-0	0-0	0-0-0	0	0	0	0	0	0
vs. Dayton				DNP							
Merrimack				DNP							
Stetson				DNP							
Evansville				DNP							
at (12) BYU				DNP							
(25) Texas				DNP							
at (14) Baylor				DNP							
(19) TCU				DNP							
(15) Oklahoma	0+	0-0	0-0	0-0	0-0-0	0	0	0	0	0	0
at (7) Kansas				DNP							
UCF				DNP							
at West Virginia				DNP							
at (15) Texas Tech				DNP							
(5) Houston				DNP							
(10) Iowa State				DNP							
at UCF				DNP							
Oklahoma State				DNP							
at TCU	2	0-0	0-0	0-0	0-0-0	0	0	1	0	0	0
at (1) Houston				DNP							
Kansas State				DNP							
at Oklahoma				DNP							
West Virginia	1	0-0	0-0	0-0	0-0-0	0	1	0	0	0	0



## SEASON & CAREER STATISTICS

### 2023-24 SEASON

	Pts	CAREER
8 vs. FGCU, 12/3/23		8 vs. FGCU, 12/3/23
2, 2×, last vs. FGCU, 12/3/23	FG Made	2, 2×, last vs. FGCU, 12/3/23
5 vs. Detroit Mercy, 11/10/23	FG Atts	5 vs. Detroit Mercy, 11/10/23
2 vs. FGCU, 12/3/23	3PT-FG Made	2 vs. FGCU, 12/3/23
4 vs. FGCU, 12/3/23	3PT-FG Atts	4 vs. FGCU, 12/3/23
3 vs. Georgia Tech, 11/22/23	FT Made	3 vs. Georgia Tech, 11/22/23
4 vs. Georgia Tech, 11/22/23	FT Atts	4 vs. Georgia Tech, 11/22/23
4 vs. Detroit Mercy, 11/10/23	Rebs	4 vs. Detroit Mercy, 11/10/23
1, 3× vs. WVU, 3/9/24	Assts	1, 8×, last vs. WVU, 3/9/24
1 vs. FGCU, 12/3/23	Stls	1 vs. FGCU, 12/3/23
--	Blks	--
8 vs. Detroit Mercy, 11/10/23	Mins	8 vs. Detroit Mercy, 11/10/23

## MISCELLANEOUS STATISTICS

CATEGORY	2021-22	2022-23	2023-24	CAREER
Double-Figure Scoring Games	0	0	0	0
Double-Figure Rebounding Games	0	0	0	0
Double-Double Games	0	0	0	0
20-Point Scoring Games	0	0	0	0
Games Led Team in Scoring	0	0	0	0
Games Led Team in Rebounding	0	0	0	0
Games Led Team in Assists	0	0	0	0
Games With 3+ Assists	0	0	0	0
Games With 3+ Blocks	0	0	0	0
Games With 3+ Steals	0	0	0	0
Games With 3+ Three-Pointers	0	0	0	0

## CAREER STATISTICS

YEAR	GP-GS	MIN-AVG	TOTAL FG-FGA	PCT	3-PTERS FG-FGA	PCT	FT-FTA	PCT	REBOUNDS PCTOFF-DEF-TOT	AVG	PF-FO	AST	TO	BLK	STL	PTS-AVG
2021-22	10-0	15-1.5	2-9	.222	1-7	.143	1-4		.250	2-2-4	0.4	0-0	2	1	0	6-0.6
2022-23	14-0	26-1.9	2-6	.333	1-4	.250	2-4		.500	0-4-4	0.3	4-0	3	2	0	7-0.5
2023-24	8-0	26-3.2	4-13	.308	2-8	.250	5-6		.833	3-4-7	0.9	1-0	3	2	1	15-1.9
<b>TOTALS</b>	<b>32-0</b>	<b>67-2.1</b>	<b>8-28</b>	<b>.286</b>	<b>4-19</b>	<b>.211</b>	<b>8-14</b>		<b>.571</b>	<b>5-10-15</b>	<b>0.5</b>	<b>5-0</b>	<b>8</b>	<b>5</b>	<b>1</b>	<b>28-0.9</b>



# #13 JAMILLE REYNOLDS

FORWARD • 6-11 • 265 • SENIOR • ST. PETERSBURG, FLA. (TEMPLE)

- Had made 13-of-14 free-throw attempts over recent 4-game span (92.9 percent)
- The Houston home game was one of his best Big 12 performances, and it came in front of several family members sitting behind the bench
- Made season debut vs. Dayton (Dec. 16) following NCAA federal court ruling
- Boasts highest max vert touch on team at 12'4"
- Coach Miller refers to him as "one of the best frontcourt passers I've coached"
- Elite body transformation includes cutting 45 pounds following his summer arrival
- Averaged 11.5 ppg on 10-of-14 shooting in two games against Cincinnati
- Also boasted 14.5 ppg and 9.5 rpg in back-to-back outings against Villanova and Vanderbilt
- All three of his college coaches have elite resumes: Johnny Dawkins (UCF) was National Player of the Year at Duke, Aaron McKie played 14 years in the NBA, and Wes Miller won an NCAA title as a player

## 2023-24 (SENIOR SEASON)

Opponent	Min	FG-FGA	3FG-FGA	FT-FTA	Off-Def-Tot	PF	A	TO	Blk	Stl	Pts
Made Cincinnati debut Dec. 16 vs. Dayton following NCAA ruling											
vs. Dayton	8	1-5	0-0	2-2	1-1-2	0	0	0	0	0	4
Merrimack	14	3-9	0-0	1-3	6-5-11	2	1	3	0	0	7
Stetson	20	5-7	1-1	3-4	2-2-4	2	1	3	0	0	14
Evansville*	18	2-6	0-1	0-0	0-6-6	1	0	0	1	1	4
at (12) BYU	5	0-2	0-0	0-0	0-0-0	1	1	0	0	1	0
(25) Texas	18	5-6	0-1	1-3	1-2-3	2	0	1	2	0	11
at (14) Baylor	21	3-6	0-0	1-4	0-6-6	3	0	2	1	0	7
(19) TCU	8	0-1	0-0	0-0	1-1-2	1	0	1	0	0	0
(15) Oklahoma	13	3-4	0-0	0-0	1-1-2	0	0	1	0	0	6
at (7) Kansas	11	2-4	0-0	2-2	1-2-3	1	0	1	0	0	6
UCF	6	0-1	0-0	0-0	1-1-2	0	0	1	0	0	0
at West Virginia	10	2-4	0-1	0-0	1-2-3	2	1	0	2	0	4
at (15) Texas Tech	10	2-3	0-0	0-0	0-3-3	3	1	0	0	0	4
(5) Houston	19	2-5	0-0	4-6	2-2-4	1	2	1	0	0	8
(10) Iowa State	21	2-4	0-0	1-2	1-5-6	3	0	2	2	0	5
at UCF	14	2-3	0-0	2-2	3-6-9	1	0	1	0	0	6
Oklahoma State	17	3-5	0-1	4-4	2-2-4	1	0	2	1	0	10
at TCU	14	3-4	0-0	3-4	0-3-3	3	0	0	1	0	9
at (1) Houston	17	1-2	0-0	4-4	3-4-7	3	0	1	0	0	6
Kansas State	11	1-5	0-0	2-5	1-0-1	4	0	0	2	0	4
at Oklahoma	18	2-4	0-0	2-2	3-3-6	4	0	2	0	0	6
West Virginia	17	6-6	1-1	0-0	1-2-3	3	0	2	2	0	13



## SEASON & CAREER STATISTICS

### 2023-24 SEASON

14 vs. Stetson, 12/22/23	Pts	21 vs. St. John's, 11/21/22
6 vs. WVU, 3/9/24	FG Made	8 vs. St. John's, 11/21/22
9 vs. Merrimack, 12/19/23	FG Atts	12, 2x, last vs. Rutgers, 11/18/22
1, 2x, last vs. WVU, 3/9/24	3PT-FG Made	1, 3x, last vs. WVU, 3/9/24
1, 3x, last vs. WVU, 3/9/24	3PT-FG Atts	1, 10x, last vs. WVU, 3/9/24
4, 3x, last at Houston, 2/27/24	FT Made	5, 3x, last vs. Houston, 2/5/23
6 vs. Houston, 2/10/24	FT Atts	7, 3x, last at Cincinnati, 2/22/23
11 vs. Merrimack, 12/19/23	Rebs	12 vs. Villanova, 11/11/22
1, 3x, last at BYU, 1/6/24	Assts	3 vs. South Florida, 1/25/23
1, 2x, last at BYU, 1/6/24	Stls	2, 5x, last at Tulane, 3/5/23
2, 3x, last vs. WVU, 3/9/24	Blks	5 at Tulane, 3/5/23
21 at Baylor, 1/13/24	Mins	31 vs. Rutgers, 11/18/22

## MISCELLANEOUS STATISTICS


CATEGORY	20-21	21-22	22-23	23-24	CAREER
Double-Figure Scoring Games	3	1	12	3	19
Double-Figure Rebounding Games	0	0	1	1	2
Double-Double Games	0	0	1	0	1
20-Point Scoring Games	0	0	1	0	1
Games Led UC in Scoring	-	-	-	-	-
Games Led UC in Rebounding	-	-	-	2	2
Games Led UC in Assists	-	-	-	-	-
Games With 3+ Assists	0	0	1	0	1
Games With 3+ Blocks	1	0	1	0	2
Games With 3+ Steals	0	0	0	0	0
Games With 3+ Three-Pointers	0	0	0	0	0

## CAREER STATISTICS

YEAR	GP-GS	MIN-AVG	TOTAL FG-FGA	PCT	3-PTERS FG-FGA	PCT	FT-FTA	PCTOFF-DEF-TOT	AVG	PF-FO	AST	TO	BLK	STL	PTS-AVG
2020-21*	20-13	256-12.8	37-76	.487	0-1	.000	26-35	.743	22-36-58	2.9	36-0	6	30	8	100-5.0
2021-22*	25-0	242-9.7	30-61	.492	1-1	1.000	24-37	.649	21-29-50	2.0	31-0	4	21	11	85-3.4
2022-23#	22-11	439-19.9	93-154	.604	1-2	.500	35-58	.603	38-80-118	5.4	53-1	15	37	24	222-10.1
2023-24	22-1	309-14.0	50-96	.521	2-6	.333	32-47	.681	31-59-90	4.1	41-0	7	24	14	134-6.1
<b>TOTALS</b>	<b>89-25</b>	<b>1245-14.0</b>	<b>210-387</b>	<b>.543</b>	<b>4-10</b>	<b>.400</b>	<b>117-177</b>	<b>.661</b>	<b>112-204-316</b>	<b>3.6</b>	<b>161-1</b>	<b>32</b>	<b>112</b>	<b>57</b>	<b>541-6.1</b>

\*UCF, #Temple





# #14 LANDEN LONG

GUARD • 5-11 • 185 • GRAD • MASON, OHIO (OHIO NORTHERN)

- Walk-on; comes to UC following standout four-year career at Ohio Northern
- Pursuing his MBA degree from UC, joining the team in August
- Posted a 35-point scoring effort his junior year against Manchester

## 2023-24 (GRAD SEASON)

Opponent	Min	FG-FGA	3FG-FGA	FT-FTA	Off-Def-Tot	PF	A	TO	Blk	Stl	Pts
UIC				DNP							
Detroit Mercy	2	0-0	0-0		0-0-0	0	0	0	0	0	0
Eastern Washington				DNP							
Northern Kentucky				DNP							
Georgia Tech	2	0-1	0-0	0-0	0-0-0	0	0	0	0	0	0
at Howard				DNP							
Florida Gulf Coast	2	0-0	0-0	0-0	0-0-0	0	0	0	0	0	0
at Xavier				DNP							
Bryant				DNP							
vs. Dayton				DNP							
Merrimack				DNP							
Stetson				DNP							
Evansville				DNP							
at (12) BYU				DNP							
(25) Texas				DNP							
at (14) Baylor				DNP							
(19) TCU				DNP							
(15) Oklahoma				DNP							
at (7) Kansas				DNP							
UCF				DNP							
at West Virginia				DNP							
at (15) Texas Tech				DNP							
(5) Houston				DNP							
(10) Iowa State				DNP							
at UCF				DNP							
Oklahoma State				DNP							
at TCU				DNP							
at (1) Houston				DNP							
Kansas State				DNP							
at Oklahoma				DNP							
West Virginia	1	1-1	1-1	0-0	0-0-0	0	0	0	0	0	3



## SEASON & CAREER STATISTICS

2023-24 SEASON	Career
3 vs. West Virginia, 3/9/24	Pts 35 at Manchester, 11/16/21
1 vs. West Virginia, 3/9/24	FG Made 13 at Manchester, 11/16/21
1, 2×, last vs. West Virginia, 3/9/24	FG Atts 20 at Manchester, 11/16/21
1 vs. West Virginia, 3/9/24	3PT-FG Made 6 at Manchester, 11/16/21
1 vs. West Virginia, 3/9/24	3PT-FG Atts 9, 2× (last vs. Marietta, 1/18/23)
--	FT Made 6 vs. Otterbein, 1/22/23
--	FT Atts 7 vs. Otterbein, 1/22/23
--	Rebs 7 vs. Purdue-Fort Wayne, 11/24/22
--	Assts 6 at Buffalo State, 11/19/21
--	Stls 4 at Denison, 11/15/22
--	Blks 1 vs. Heidelberg, 2/20/21
2, 3×, last vs. FGCU, 12/3/23	Mins 44 at Buffalo State, 11/19/21

## MISCELLANEOUS STATISTICS

CATEGORY	19-20	20-21	21-22	22-23	CAREER
Double-Figure Scoring Games					
Double-Figure Rebounding Games					
Double-Double Games					
20-Point Scoring Games					
Games Led Team in Scoring					
Games Led Team in Rebounding					
Games Led Team in Assists					
Games With 3+ Assists					
Games With 3+ Blocks					
Games With 3+ Steals					
Games With 3+ 3-Pointers					

## CAREER STATISTICS

YEAR	GP-GS	TOTAL			3-PTERS			REBOUNDS			PF-FO	AST	TO	BLK	STL	PTS-AVG
		MIN-AVG	FG-FGA	PCT	FG-FGA	PCT	FT-FTA	PCTOFF	DEF-TOT	AVG						
2019-20*	25-21	739-29.5	93-233	.399	37-127	.291	51-61	.836	11-54-65	2.6	29-0	32	42	0	18	274-11.0
2020-21*	12-12	363-30.2	39-92	.424	17-45	.378	38-46	.826	7-20-27	2.3	15-0	12	18	1	11	133-11.1
2021-22*	23-20	629-27.3	83-190	.437	31-91	.341	25-37	.676	14-44-58	2.5	37-0	48	39	0	16	222-9.7
2022-23*	24-23	595-24.8	93-219	.425	33-85	.388	42-53	.792	10-43-53	2.2	30-1	41	32	0	20	261-10.9
2023-24	4-0	7-1.9	1-2	.500	1-1	1.000	0-0	.000	0-0-0	0.0	0-0	0	0	0	0	3-0.8
TOTALS	88-76	2333-26.5	309-736	.420	119-349	.341	156-197	.792	42-161-203	2.3	111-1	133	131	1	65	893-10.1

\*Ohio Northern





# #15 JOHN NEWMAN III

GUARD • 6-5 • 215 • GRAD STUDENT • GREENSBORO, N.C. (CLEMSON)

- All-Big 12 Defensive Team
- Game-time decision to play at Texas Tech following rib/midsection injury late at West Virginia; scored 11 points and held Pop Isaacs to 5-of-19 shooting in win
- 20 points in OT win over No. 19 TCU were his most as a Bearcat
- Boasts 10.2 FG% increase from last season (2021-22)
- Opened season with posterizing dunks in each of first four games
- Earned master's degree from UC after completing his Clemson studies in three years; one of six active players nationally with his master's degree
- Described by Miller as heart and soul of the team, with his early 2022-23 injury turning out to be a major blow to the team that took a while to overcome
- 2022-23 teammate Landers Nolley, a former rival in the ACC and AAC, said last year "every day I wake up knowing I have to go against him, I know it's gonna be a bad day"
- Named to NABC Honors Court this summer following final season at Clemson
- Suffered injury during 2020 ACC Tournament prior to its COVID cancellation
- Named to NABC Honors Court in summer following final season at Clemson
- Attended Greensboro Day School; has known Wes Miller since seventh grade
- Father played at James Madison; distant cousin, Johnny Newman, played at Richmond and then NBA for 17 years

## 2023-24 (GRAD/SIXTH SEASON)

Opponent	Min	FG-FGA	3FG-FGA	FT-FTA	Off-Def-Tot	PF	A	TO	Blk	Stl	Pts
UIC*	27	3-5	0-1	0-0	1-2-3	1	1	0	0	2	6
Detroit Mercy*	20	4-7	3-5	2-4	2-6-8	0	3	0	0	0	13
Eastern Washington*	31	3-5	2-2	2-4	1-4-5	4	2	2	0	1	10
Northern Kentucky*	26	4-7	0-1	1-1	0-3-3	1	0	1	1	3	9
Georgia Tech*	21	4-8	1-4	3-4	1-2-3	3	0	1	0	0	12
at Howard*	34	4-7	0-2	3-3	3-3-6	3	2	1	0	1	11
Florida Gulf Coast*	25	3-7	1-1	0-0	1-3-4	2	3	1	0	1	7
at Xavier*	30	7-10	1-2	3-4	3-5-8	3	2	2	0	1	18
Bryant*	23	3-8	0-2	5-6	2-3-5	3	2	1	1	2	11
vs. Dayton*	22	1-7	0-2	2-2	2-3-5	2	2	0	0	2	4
Merrimack*	32	1-5	0-2	0-0	1-5-6	0	2	4	0	3	2
Stetson*	29	1-4	0-2	0-0	1-7-8	4	3	1	0	1	2
Evansville*	30	6-8	2-3	2-2	1-1-2	1	3	2	2	0	16
at (12) BYU*	33	4-6	0-1	0-0	1-4-5	3	1	3	1	3	8
(25) Texas*	30	1-6	1-2	2-3	2-4-6	2	2	4	0	2	5
at (14) Baylor*	34	1-4	0-1	0-0	3-4-7	2	1	0	0	0	2
(19) TCU*	32	8-12	2-3	2-5	2-5-7	2	1	1	0	2	20
(15) Oklahoma*	31	5-9	2-4	2-2	0-5-5	3	1	1	0	3	14
at (7) Kansas*	28	4-8	0-1	3-4	1-1-2	3	0	1	0	1	11
UCF*	35	6-10	0-1	7-9	1-6-7	4	1	2	0	1	19
at West Virginia*	29	3-5	1-2	2-2	4-2-6	1	2	1	0	1	9
at (15) Texas Tech*	33	5-9	1-4	0-0	2-3-5	4	2	1	0	1	11
(5) Houston*	34	3-6	1-2	3-4	4-6-10	2	3	2	0	0	10
(10) Iowa State*	29	0-3	0-1	2-2	3-3-6	3	2	1	0	1	2
at UCF*	30	2-5	1-3	1-2	1-4-5	3	1	2	0	0	6
Oklahoma State*	32	3-5	0-2	1-2	1-3-4	2	0	0	2	1	7
at TCU*	20	2-3	1-2	0-0	0-1-1	3	0	2	0	2	5
at (11) Houston*	24	1-6	1-2	0-0	1-3-4	1	3	3	0	0	3
Kansas State*	29	8-12	2-3	0-1	1-2-3	2	4	0	0	1	18
at Oklahoma*	36	6-16	2-8	1-1	1-1-2	2	0	1	0	2	15
West Virginia*	28	7-10	0-3	0-0	2-4-6	1	4	1	0	2	14



## SEASON & CAREER STATISTICS

2023-24 SEASON	Career
20 vs. TCU, 1/16/24	Pts 23 vs. Louisville, 2/15/20
8, 2x, last vs. K-State, 3/2/24	FG Made 8, 2x, last vs. K-State, 3/2/24
12, 2x, last vs. K-State, 3/2/24	FG Atts 13, 2x (last vs. Maryland, 12/9/20)
3 vs. Detroit Mercy, 11/10/23	3PT-FG Made 3, 3x (last at D Mercy, 11/10/23)
5 vs. Detroit Mercy, 11/10/23	3PT-FG Atts 7 vs. Syracuse, 1/28/20
7 vs. UCF, 1/27/24	FT Made 7, 2x, last vs. UCF, 1/27/24
9 vs. UCF, 1/27/24	FT Atts 9 vs. UCF, 1/27/24
10 vs. Houston, 2/10/24	Rebs 10, 2x, last vs. Houston, 2/10/24
4, 2x, last vs. West Virginia, 3/9/24	Assts 5, 3x (last vs. ECU, 3/10/22)
3, 3x, last at BYU, 1/6/24	Stls 4, 4x (last vs. ECU, 1/12/22)
2 vs. Oklahoma State, 2/21/24	Blks 2, 8x (last vs. Okla. State, 2/21/24)
35 vs. UCF, 1/27/24	Mins 43 at UNC, 1/11/20


## MISCELLANEOUS STATISTICS

CATEGORY	18-19	19-20	20-21	21-22	23-24	CAREER
Double-Figure Scoring	0	10	3	9	14	36
Double-Figure Rebounding	0	1	0	0	0	1
Double-Double Games	0	1	0	0	0	1
20-Point Scoring Games	0	1	0	0	1	2
Games Led UC in Scoring				2	2	4
Games Led UC in Rebs				6	6	12
Games Led UC in Assists				4	1	5
Games With 3+ Assists	0	14	3	9	8	34
Games With 3+ Blocks	0	0	0	0	0	0
Games With 3+ Steals	0	3	0	2	4	9
Games With 3+ 3-Pointers	0	1	0	1	1	3

## CAREER STATISTICS

YEAR	GP-GS	MIN-AVG	FG-FGA	PCT	3-PT-FGA	PCT	FT-FTA	PCT	OFF-DEF-TOT	AVG	PF-FO	AST	TO	BLK	STL	PTS-AVG
2018-19*	34-1	407-12.0	28-73	.384	19-45	.422	6-11	.545	15-45-60	1.8	31-0	15	19	5	12	71-2.1
2019-20*	31-31	982-31.7	103-234	.440	27-89	.333	61-84	.726	16-106-122	3.9	58-2	68	41	15	31	294-9.5
2020-21*	22-8	342-15.5	31-91	.341	8-32	.250	12-13	.923	11-34-45	2.0	31-0	24	24	3	12	82-3.7
2021-22	32-31	829-25.9	83-205	.405	25-75	.333	29-52	.557	44-90-134	4.2	77-3	54	33	7	32	220-6.7
2022-23	1-0	11-10.6	0-0	.000	0-0	.000	0-0	.000	2-0-2	2.0	1-0	0	1	0	1	0-0.0
2023-24	31-31	895-28.9	113-223	.507	25-74	.338	49-67	.731	49-108-157	5.1	70-0	53	42	7	41	300-9.7
<b>TOTAL</b>	<b>150-101</b>	<b>3436-22.9</b>	<b>351-816</b>	<b>.430</b>	<b>94-295</b>	<b>.319</b>	<b>157-227</b>	<b>.692</b>	<b>135-379-514</b>	<b>3.4</b>	<b>267-5</b>	<b>210</b>	<b>159</b>	<b>37</b>	<b>127</b>	<b>953-6.4</b>

\*Clemson



# #21 CHASE KIRKWOOD

GUARD • 6-1 • 190 • JUNIOR • PHOENIX, MD. (ARKANSAS)

- Manager and practice player in 2021-22 season
- Took part in team workouts in Summer 2022 and earned walk-on spot
- Attended Arkansas in 2020-21 academic year
- Suffered injury at Arkansas that prevented him from being cleared to be a walk on at UC last season

2023-24 (JUNIOR SEASON)

Opponent	Min	FG-FGA	3FG-FGA	FT-FTA	Off-Def-Tot	PF	A	TO	Blk	Stl	Pts
UIC				DNP							
Detroit Mercy	2	0-0	0-0		0-0-0	0	0	0	0	0	0
Eastern Washington				DNP							
Northern Kentucky				DNP							
Georgia Tech	2	0-1	0-0	0-0	0-0-0	0	0	0	0	0	0
at Howard				DNP							
Florida Gulf Coast	2	0-0	0-0	0-0	0-0-0	0	0	1	0	0	0
at Xavier				DNP							
Bryant				DNP							
vs. Dayton				DNP							
Merrimack				DNP							
Stetson				DNP							
Evansville				DNP							
at (12) BYU				DNP							
(25) Texas				DNP							
at (14) Baylor				DNP							
(19) TCU				DNP							
at (7) Kansas				DNP							
UCF				DNP							
at West Virginia				DNP							
at (15) Texas Tech				DNP							
(5) Houston				DNP							
(10) Iowa State				DNP							
at UCF				DNP							
Oklahoma State				DNP							
at TCU	0+	0-0	0-0	0-0	0-0-0	0	0	0	0	0	0
at (1) Houston				DNP							
Kansas State				DNP							
at Oklahoma				DNP							
West Virginia	1	0-0	0-0	2-2	0-1-1	0	0	0	0	0	2



SEASON & CAREER STATISTICS


2022-23 SEASON		CAREER
2 vs. West Virginia, 3/9/24	Pts	2 vs. West Virginia, 3/9/24
--	FG Made	--
1 vs. Bryant, 12/4/22	FG Atts	1 vs. Bryant, 12/4/22
--	3PT-FG Made	--
1 vs. Chaminade, 11/7/22	3PT-FG Atts	1 vs. Chaminade, 11/7/22
2 vs. West Virginia, 3/9/24	FT Made	2 vs. West Virginia, 3/9/24
2 vs. West Virginia, 3/9/24	FT Atts	2 vs. West Virginia, 3/9/24
1 vs. West Virginia, 3/9/24	Rebs	1 vs. West Virginia, 3/9/24
--	Assts	--
--	Stls	--
--	Blks	--
3 vs. Chaminade, 11/7/22	Mins	3 vs. Chaminade, 11/7/22

MISCELLANEOUS STATISTICS

CATEGORY	2022-23	CAREER
Double-Figure Scoring Games	0	0
Double-Figure Rebounding Games	0	0
Double-Double Games	0	0
20-Point Scoring Games	0	0
Games Led Team in Scoring	0	0
Games Led Team in Rebounding	0	0
Games Led Team in Assists	0	0
Games With 3+ Assists	0	0
Games With 3+ Blocks	0	0
Games With 3+ Steals	0	0
Games With 3+ Three-Pointers	0	0

CAREER STATISTICS

YEAR	GP-GS	MIN-AVG	TOTAL		3-PTERS		REBOUNDS			PF-FO	AST	TO	BLK	STL	PTS-AVG	
			FG-FGA	PCT	FG-FGA	PCT	FT-FTA	PCTOFF-DEF-TOT	AVG							
2021-22																
STUDENT MANAGER/PRACTICE PLAYER																
2022-23	9-0	11-1.2	0-2	.000	0-1	.000	0-1	.000	0-0-0	0.0	1-0	0	0	0	1	0-0.0
2023-24	5-0	8-1.6	0-1	.000	0-0	.000	2-2	1.000	0-1-1	0.2	0-0	0	1	0	0	2-0.4
TOTALS	14-0	19-1.3	0-3	.000	0-1	.000	2-3	.667	0-1-1	0.1	1-0	0	1	0	1	2-0.1



# #30 VIKTOR LAKHIN

FORWARD • 6-11 • 240 • RS JUNIOR • ANAPA, RUSSIA (CSKA-2)

- One rebound shy of double-double off bench at No. 1 Houston
- Had started 28-straight games in which he appeared until coming off bench late at UCF
- Despite 1-for-6 shooting at (15) Texas Tech, was awarded "Heart and Hustle" award from coaches following postgame film review on flight home
- Called most superstitious player on the team by his teammates
- Career-high 26 points against EWU marked most by a UC big since Kyle Washington in February 2017
- Back-to-back doubles against EWU (26-11) and NKU (14-14)
- 14 3-pointers this season after just three his first two years
- Tied the AAC tournament individual block record with seven blocks in AAC Quarterfinals vs. Temple.
- 15th nationally, first in AAC, with 61.7 field-goal percentage in 2022-23
- Eight blocks at SMU were most by AAC player since November 2017 as well as sixth-most in UC history (last: Eric Hicks in 2006 vs. Marquette)
- Had 13-straight double-figure scoring games in one 2022-23 stretch
- Had two behind-the-back assists in the 2022-23 season
- Decreased his body fat by 3.5 percent going into 2022-23 season
- Most-improved Bearcat on bench press for 2021-22, adding 10 reps
- Missed first season due to torn meniscus in left knee
- Notes American game is more skill; European game is more thinking



## 2023-24 (RS JUNIOR SEASON)

Opponent	Min	FG-FGA	3FG-FGA	FT-FTA	Off-Def-Tot	PF	A	TO	Blk	Stl	Pts
UIC*	24	2-8	0-2	3-4	3-5-8	3	1	1	0	2	7
Detroit Mercy*	18	4-7	0-1	0-0	2-3-5	1	4	2	1	1	8
Eastern Washington*	26	9-12	2-3	6-8	5-6-11	2	1	0	1	1	26
Northern Kentucky*	30	6-11	1-3	1-2	6-8-14	0	3	0	0	1	14
Georgia Tech*	22	5-6	5-6	0-0	1-5-6	3	1	1	2	1	15
at Howard*	32	8-14	0-2	3-6	2-4-6	1	0	3	2	1	19
Florida Gulf Coast*	24	8-10	1-1	2-3	4-5-9	2	6	0	1	1	19
at Xavier*	29	8-17	1-7	0-2	4-4-8	3	3	1	0	0	17
Bryant*	23	3-8	0-0	1-2	5-7-12	1	2	4	1	1	7
vs. Dayton*	22	2-9	0-5	0-1	3-4-7	3	1	1	0	0	4
Merrimack*	27	8-14	0-0	2-3	3-4-7	0	3	3	2	0	18
Stetson*	28	6-10	0-0	0-0	5-4-9	4	1	3	1	0	12
Evansville*	30	5-13	0-3	1-2	2-7-9	2	4	1	2	0	11
at (12) BYU*	29	6-11	2-3	3-6	2-5-7	0	2	3	0	1	17
(25) Texas*	27	7-12	1-3	2-5	0-4-4	0	3	1	2	2	17
at (14) Baylor*	24	3-5	0-0	1-2	1-0-1	5	1	2	0	2	7
(19) TCU*	33	5-6	1-2	0-0	2-3-5	1	3	1	2	1	11
(15) Oklahoma*	31	2-7	0-2	1-3	2-5-7	0	1	2	5	0	5
at (7) Kansas*	26	1-6	0-1	5-8	4-4-8	3	2	1	0	0	7
UCF				DNP							
at West Virginia*	18	0-5	0-4	0-0	1-2-3	3	0	4	0	0	0
at (15) Texas Tech*	17	1-6	0-1	2-2	3-1-4	0	1	2	1	1	4
(5) Houston*	13	0-4	0-3	0-0	0-3-3	2	1	0	0	0	0
(10) Iowa State*	9	0-2	0-0	0-0	1-0-1	0	0	0	0	0	0
at UCF	0+	0-0	0-0	0-0	0-0-0	0	0	0	0	0	0
Oklahoma State				DNP							
at TCU	15	1-1	0-0	0-0	1-1-2	2	2	1	0	0	2
at (1) Houston	21	5-6	0-0	1-2	5-4-9	4	0	1	0	0	11
Kansas State*	20	3-8	0-2	0-0	2-5-7	4	0	0	0	1	6
at Oklahoma				DNP							
West Virginia				DNP							

## SEASON & CAREER STATISTICS

### 2023-24 SEASON

26 vs. EWU, 11/12/23	Pts	26 vs. EWU, 11/12/23
9 vs. EWU, 11/12/23	FG Made	11 vs. Memphis, 1/22/23
17 at Xavier, 12/9/23	FG Atts	17 at Xavier, 12/9/23
5 vs. Georgia Tech, 11/22/23	3PT-FG Made	5 vs. Georgia Tech, 11/22/23
7 at Xavier, 12/9/23	3PT-FG Atts	7 at Xavier, 12/9/23
6 vs. EWU, 11/12/23	FT Made	8 vs. Houston 1/8/23
8 vs. EWU, 11/12/23	FT Atts	10, 2x, vs. Houston 1/8/23
14 vs. NKU, 11/19/23	Rebs	15 vs. Detroit Mercy 12/21/22
6 vs. FGCU, 12/3/23	Assts	6 vs. FGCU, 12/3/23
2, 3x, last at Baylor, 1/13/24	Stls	4 vs. UCF, 2/4/23
5 vs. Oklahoma, 1/20/24	Blks	8 at SMU, 1/14/23
33 vs. TCU, 1/16/24	Mins	34 vs. UCF, 2/4/23

## MISCELLANEOUS STATISTICS

CATEGORY	2021-22	2022-23	2023-24	CAREER
Double-Figure Scoring Games	2	21	11	34
Double-Figure Rebounding Games	1	9	3	13
Double-Double Games	1	7	2	10
20-Point Scoring Games	0	2	1	3
Games Led UC in Scoring	0	7	4	11
Games Led UC in Rebounding	3	15	7	25
Games Led UC in Assists	0	0	1	1
Games With 3+ Assists	0	0	7	7
Games With 3+ Blocks	0	3	1	4
Games With 3+ Steals	1	4	0	5
Games With 3+ Three-Pointers	0	0	1	1

## CAREER STATISTICS

YEAR	GP-GS	MIN-AVG	TOTAL FG-FGA	PCT	3-PTERS FG-FGA	PCT	FT-FTA	PCT	REBOUNDS PCTOFF-DEF-TOT	AVG	PF-FO	AST	TO	BLK	STL	PTS-AVG
2020-21									DNP (INJURY)							
2021-22	29-0	317-10.9	50-93	.538	1-7	.143	22-40	.550	38-64-102	3.5	44-1	7	28	9	19	123-4.2
2022-23	33-32	777-23.6	158-256	.617	2-4	.500	65-116	.560	76-158-234	7.1	86-5	17	42	46	39	383-11.6
2023-24	27-24	620-23.0	108-217	.498	14-54	.259	34-61	.557	69-103-172	6.4	49-1	46	36	23	16	264-9.8
<b>TOTAL</b>	<b>89-56</b>	<b>1714-19.3</b>	<b>316-566</b>	<b>.558</b>	<b>17-65</b>	<b>.262</b>	<b>121-217</b>	<b>.558</b>	<b>183-325-508</b>	<b>5.7</b>	<b>179-7</b>	<b>70</b>	<b>106</b>	<b>78</b>	<b>74</b>	<b>770-8.7</b>





# #33 ODY OGUAMA

FORWARD • 6-9 • 225 • GRAD • RALEIGH, N.C. (WAKE FOREST)

- Third men's basketball player (out of 33 UC student-athletes since 2001) to earn department's Jean Stephens Memorial Award; honored prior to ISU game
- Cincinnati's Team Defensive Player of the Year winner in 2022-23
- Praised by Wes Miller for selflessness in accepting new reserve role as Aziz Bandaogo made team debut; had started 27-straight games prior
- CSC Academic All-District honoree; also graduated in May 2023
- All six of his 2022-23 double-figure scoring games began with Feb. 7 at Tulane
- Recorded 12 rebounds in AAC Quarterfinals vs. Temple
- Cincinnati is 15-4 when he gets six or more rebounds dating back to last year
- Career-highs in points (16), rebounds (13) and minutes (34) at Tulane after Lakhin injury in first half
- Followed it with 18 points on 9-for-9 shooting against USF, the most makes on perfect shooting by a Bearcat since Jason Maxiell at DePaul in 2002
- Team's Legion of Excellence honoree in 2021-22 for highest GPA
- Made first 2022-23 start at Wichita State, matching career-high of three blocks
- Averaged 12.5 mpg and shot 43.8 percent in November before 20.0 mpg and 67.5 percent for December
- Major energy boost off the bench in the paint in 2021-22
- Earned first UC start against Memphis on Feb. 15, 2022
- Matched career-high 12 rebounds (also 2021 at Miami, Fla.) against ECU, one of three UC players with 12 or more off the bench since 2010-11



## 2023-24 (GRAD SEASON)

Opponent	Min	FG-FGA	3FG-FGA	FT-FTA	Off-Def-Tot	PF	A	TO	Blk	Stl	Pts
UIC*	21	3-3	0-0	0-0	1-7-8	2	1	1	0	1	6
Detroit Mercy*	21	2-5	0-0	0-0	3-4-7	4	0	0	1	0	4
Eastern Washington*	17	0-2	0-0	3-6	0-4-4	2	0	0	1	1	3
Northern Kentucky*	14	2-3	0-0	0-0	2-1-3	3	0	0	1	1	4
Georgia Tech*	17	1-1	0-0	4-6	2-2-4	2	1	0	0	2	6
at Howard	10	1-1	0-0	0-0	0-0-0	1	1	0	0	0	2
Florida Gulf Coast	19	6-8	1-1	0-0	2-2-4	3	1	3	1	0	13
at Xavier	15	1-2	0-0	1-2	0-1-1	1	0	0	3	0	3
Bryant	15	1-3	0-0	0-0	1-5-6	2	1	1	1	0	2
vs. Dayton	7	1-2	0-0	0-0	1-1-2	0	0	0	0	0	0
Merrimack*	21	3-7	0-1	2-5	1-2-3	2	0	1	1	0	8
Stetson*	12	0-2	0-0	0-0	1-1-2	1	1	0	1	0	0
Evansville	5	0-2	0-0	0-0	2-1-3	1	0	0	0	0	0
at (12) BYU	3	0-2	0-0	0-0	1-1-2	1	0	0	0	0	0
(25) Texas	2	1-1	0-0	0-0	0-0-0	0	0	0	0	0	2
at (14) Baylor	3	0-0	0-0	0-0	0-0-0	0	0	0	0	0	0
(19) TCU	2	0-0	0-0	0-0	0-0-0	2	0	1	0	0	0
(15) Oklahoma				DNP							
at (7) Kansas				DNP							
UCF	11	2-3	0-0	0-0	3-3-6	0	0	0	1	0	4
at West Virginia	1	2-2	0-0	0-0	1-0-1	0	0	0	1	0	4
at (15) Texas Tech				DNP							
(5) Houston	2	0-0	0-0	0-0	0-0-0	0	0	0	0	0	0
(10) Iowa State				DNP							
at UCF				DNP							
Oklahoma State	3	0-0	0-0	0-0	0-0-0	0	0	0	0	1	0
at TCU	2	0-0	0-0	0-0	0-1-1	0	0	0	2	0	0
at (1) Houston				DNP							
Kansas State	0+	0-0	0-0	0-0	0-0-0	0	0	0	0	0	0
at Oklahoma	3	0-0	0-0	0-0	0-1-1	0	0	0	0	0	0
West Virginia*	3	1-2	0-0	0-0	0-1-1	1	0	0	0	0	2

## SEASON & CAREER STATISTICS

2023-24 SEASON		Career
13 vs. FGCU, 12/3/23	Pts	18 vs. South Florida, 2/11/23
6 vs. FGCU, 12/3/23	FG Made	9 vs. South Florida, 2/11/23
8 vs. FGCU, 12/3/23	FG Atts	12 at Notre Dame, 2/2/21
1 vs. FGCU, 12/3/23	3PT-FG Made	1, 2x, last vs. FGCU, 12/3/23
1 vs. FGCU, 12/3/23	3PT-FG Atts	1, 2x, last vs. FGCU, 12/3/23
4 vs. Georgia Tech, 11/22/23	FT Made	5, 2x, last vs. FAMU, 12/14/21
6, 2x, last vs. Ga. Tech, 11/22/23	FT Atts	8 vs. Boston College, 1/19/20
8 vs. UIC, 11/6/23	Rebs	13 at Tulane, 2/7/23
1, 5x, last vs. Bryant, 12/12/23	Assists	2, 3x, last vs. ECU, 11/13/22
2 vs. Georgia Tech, 11/22/23	Stls	3 vs. Bryant, 12/5/21
3 at Xavier, 12/9/23	Blks	3, 6x, last at Xavier, 12/9/23
21 vs. UIC, 11/6/23	Mins	34 at Tulane, 2/7/23

## MISCELLANEOUS STATISTICS

CATEGORY	19-20	20-21	21-22	22-23	23-24	CAREER
Double-Figure Scoring Games	2	6	2	6	0	16
Double-Figure Rebounding Games	1	3	2	5	0	11
Double-Double Games	1	1	0	2	0	4
20-Point Scoring Games	0	0	0	0	0	0
Games Led UC in Scoring			0	1	0	1
Games Led UC in Rebounding			7	7	1	15
Games Led UC in Assists			1	0	0	1
Games With 3+ Assists	0	0	0	0	0	0
Games With 3+ Blocks	3	0	1	1	1	6
Games With 3+ Steals	0	0	1	0	0	1
Games With 3+ 3-Pointers	0	0	0	0	0	0

## CAREER STATISTICS

YEAR	GP-GS	MIN-AVG	TOTAL FG-FGA	PCT	3-PTERS FG-FGA	PCT	FT-FTA	PCT	REBOUNDS PCTOFF-DEF-TOT	AVG	PF-FO	AST	TO	BLK	STL	PTS-AVG
2019-20*	31-24	461-14.9	31-57	.544	0-0	.000	29-43	.674	47-73-120	3.9	84-3	3	25	24	9	91-2.9
2020-21*	20-18	440-22.0	53-114	.465	0-0	.000	45-67	.672	47-61-108	5.4	55-2	8	25	7	8	151-7.6
2021-22	33-1	450-13.6	52-110	.473	1-4	.250	35-62	.565	55-82-137	4.2	68-2	12	18	12	12	140-4.2
2022-23	36-21	741-20.6	83-144	.576	0-0	.000	31-56	.554	81-114-195	5.4	99-2	17	31	12	13	197-5.5
2023-24	25-8	231-9.2	27-51	.529	1-2	.500	10-19	.526	21-38-59	2.4	28-0	5	7	14	6	65-2.6
<b>TOTALS</b>	<b>145-72</b>	<b>2323-16.0</b>	<b>246-476</b>	<b>.517</b>	<b>2-6</b>	<b>.333</b>	<b>150-247</b>	<b>.607</b>	<b>251-368-619</b>	<b>4.3</b>	<b>334-9</b>	<b>45</b>	<b>106</b>	<b>69</b>	<b>48</b>	<b>644-4.4</b>

\*Wake Forest



# #41 SIMAS LUKOŠIUS

GUARD • 6-8 • 225 • JUNIOR • KAUNAS, LITHUANIA (BUTLER)

- Winning three-pointer, down 1, against K-State with 9.9 seconds left
- Pull-up from inside the elbow with 21 seconds left was the game-winner at No. 15 Texas Tech; also had clutch tipped lay-up for 3-point lead with 13 seconds left at UCF
- Had 13 points in the first half against #15 Oklahoma
- Missed FGCU game after being hit by a car three days prior; also suffered ankle injury on opposite leg in overtime at Howard
- Has ability to serve as third point guard behind Day Day Thomas and Jizzle James with his vision for passing lanes
- Season, and still-career-high, scoring output as a freshman was 27 against Xavier in the 2022 Big East Tournament, scoring 12 alone in overtime
- Scored career-high 28 against Villanova as a sophomore on 5-of-8 deep shooting and 23 in season finale vs. St. John's
- Posted streak of 13-straight made free-throws as sophomore
- Father, Mindaugas, is a professional basketball coach who has experience leading teams in Kuwait, Lithuania, Russia, Lebanon, Germany, and Bahrain
- Dual citizen of Lithuania and Germany; has lived in all the above countries

## 2023-24 (JUNIOR SEASON)

Opponent	Min	FG-FGA	3FG-FGA	FT-FTA	Off-Def-Tot	PF	A	TO	Blk	Stl	Pts
UIC*	24	2-11	1-6	0-0	1-3-4	0	2	2	0	0	5
Detroit Mercy	20	4-8	2-5	0-0	0-1-1	1	5	0	0	0	10
Eastern Washington	26	4-8	1-3	2-2	0-2-2	0	4	2	0	0	11
Northern Kentucky	28	3-8	1-5	0-0	1-3-4	0	7	0	0	0	7
Georgia Tech	16	3-5	2-3	0-0	0-1-1	1	4	2	0	0	8
at Howard	28	4-9	3-7	0-0	1-2-3	1	0	0	0	1	11
Florida Gulf Coast				DNP							
at Xavier	16	1-9	0-4	0-0	0-3-3	1	3	1	0	0	2
Bryant	24	3-5	1-1	0-1	1-4-5	1	2	3	0	0	7
vs. Dayton	22	5-10	3-8	1-2	0-1-1	2	2	1	1	0	14
Merrimack*	34	3-4	3-3	2-2	0-2-2	1	3	3	0	0	11
Stetson				DNP							
Evansville*	29	5-9	5-8	0-1	1-5-6	1	3	3	0	1	15
at (12) BYU*	29	0-4	0-2	4-4	0-4-4	0	3	4	0	0	4
(25) Texas*	29	7-10	3-6	2-2	0-2-2	0	4	3	0	0	19
at (14) Baylor*	32	1-10	0-7	0-0	1-2-3	2	5	2	0	2	2
(19) TCU*	30	2-6	1-3	2-2	0-0-0	1	1	3	0	0	7
(15) Oklahoma*	31	5-14	4-12	3-5	2-4-6	1	0	1	0	0	17
at (7) Kansas	27	1-9	0-6	2-2	1-2-3	2	1	2	1	1	4
UCF*	34	2-5	1-3	2-3	0-3-3	2	6	1	1	0	7
at West Virginia*	34	4-10	2-7	3-4	2-4-6	4	2	2	0	2	13
at (15) Texas Tech*	35	6-12	4-7	0-0	1-3-4	0	2	5	0	2	16
(5) Houston*	34	2-7	2-6	0-0	0-5-5	2	1	1	0	0	6
(10) Iowa State*	31	4-12	3-9	4-4	0-1-1	0	1	2	0	1	15
at UCF*	30	4-11	2-8	2-2	1-2-3	2	2	3	0	0	12
Oklahoma State*	30	7-14	3-4	0-0	1-4-5	0	4	4	0	2	17
at TCU*	31	3-7	3-6	0-0	0-2-2	0	4	1	0	0	9
at (1) Houston*	33	3-8	3-6	2-2	0-2-2	4	2	3	0	0	11
Kansas State*	33	5-13	3-8	0-0	0-1-1	1	4	2	0	0	13
at Oklahoma*	38	3-10	2-8	2-2	1-4-5	1	2	2	1	0	10
West Virginia*	31	3-11	3-10	3-4	1-2-3	0	5	2	0	0	12



## SEASON & CAREER STATISTICS

2023-24 SEASON	CAREER
19 vs. Texas, 1/9/24	Pts 28 vs. Villanova, 1/13/23
7 vs. Oklahoma State, 2/21/24	FG Made 9 vs. Villanova, 1/13/23
14, 2x, last vs. Oklahoma State, 2/21/24	FG Atts 18 at DePaul, 2/22/23
5 vs. Evansville, 12/29/23	3PT-FG Made 5, 2x, last vs. E'ville, 12/29/23
12 vs. Oklahoma, 1/20/24	3PT-FG Atts 12 vs. Oklahoma, 1/20/24
4 at BYU, 1/6/24	FT Made 11 vs. Xavier, 3/9/22
5 vs. Oklahoma, 1/20/24	FT Atts 13 vs. Xavier, 3/9/22
6 vs. Evansville, 12/29/23	Rebs 9 vs. The Citadel, 11/19/22
7 vs. NKU, 11/19/23	Assts 7, 3x, last vs. NKU, 11/19/23
2, 2x, last at Texas Tech, 2/3/24	Stls 3, 4x (last vs. St. John's, 3/8/23)
1 vs. Dayton, 12/16/23	Blks 1, 6x, last vs. Dayton, 12/16/23
35 at Texas Tech, 2/3/24	Mins 40, 3x (last at Xavier, 3/4/23)

## MISCELLANEOUS STATISTICS

CATEGORY	2021-22	2022-23	2023-24	CAREER
Double-Figure Scoring Games	7	20	16	43
Double-Figure Rebounding Games	0	0	0	0
Double-Double Games	0	0	0	0
20-Point Scoring Games	1	1	0	1
Games Led UC in Scoring	-	-	6	6
Games Led UC in Rebounding	-	-	2	2
Games Led UC in Assists	-	-	9	9
Games With 3+ Assists	2	18	15	35
Games With 3+ Blocks	1	0	0	0
Games With 3+ Steals	0	1	0	1
Games With 3+ 3-Pointers	3	3	13	19

## CAREER STATISTICS

YEAR	GP-GS	MIN-AVG	TOTAL FG-FGA	PCT	3-PTS FG-FGA	PCT	FT-FTA	PCT	REBOUNDS PCT	OFF-DEF-TOT	AVG	PF-FO	AST	TO	BLK	STL	PTS-AVG
2021-22^	32-4	695-21.7	66-175	.377	30-105	.286	57-64		.891	15-92-107	3.3	46-1	39	50	2	10	219-6.8
2022-23^	32-32	1067-33.3	132-310	.426	59-156	.378	48-60		.800	21-108-129	4.0	48-0	92	63	3	32	371-11.6
2023-24	29-21	840-29.0	99-259	.382	61-171	.357	36-44		.818	16-74-90	3.1	31-0	85	60	4	12	295-10.2
<b>TOTAL</b>	<b>93-57</b>	<b>2602-28.0</b>	<b>297-744</b>	<b>.399</b>	<b>150-432</b>	<b>.347</b>	<b>141-168</b>		<b>.839</b>	<b>52-274-326</b>	<b>3.5</b>	<b>125-1</b>	<b>216</b>	<b>173</b>	<b>9</b>	<b>54</b>	<b>885-9.5</b>

^Butler



# #44 SAGE TOLENTINO

FORWARD • 7-1 • 230 • RS FRESHMAN • KANE'OHE, HAWAII (HAMILTON, OH, HS)

- Tied for tallest player in UC history, including Hayden Koval in 2021-22
- Moved to Hamilton, Ohio, for his final year of high school
- Hawaii HS sports were canceled for the 2020-21 season due to COVID
- Four-star prospect who was initially committed to Auburn
- Was able to train and work out at UC, but not with the team, as a senior
- Gained 15 lbs since joining the Monster Factory

## 2023-24 (RS FRESHMAN SEASON)

Opponent	Min	FG-FGA	3FG-FGA	FT-FTA	Off-Def-Tot	PF	A	TO	Blk	Stl	Pts
UIC				DNP							
Detroit Mercy	5	0-2	0-1	0-0	0-1-1	1	0	0	0	0	0
Eastern Washington				DNP							
Northern Kentucky				DNP							
Georgia Tech				DNP							
at Howard				DNP							
Florida Gulf Coast				DNP							
at Xavier				DNP							
Bryant				DNP							
vs. Dayton				DNP							
Merrimack				DNP							
Stetson				DNP							
Evansville				DNP							
at (12) BYU				DNP							
(25) Texas				DNP							
at (14) Baylor				DNP							
(19) TCU				DNP							
(15) Oklahoma				DNP							
at (7) Kansas				DNP							
UCF				DNP							
at West Virginia				DNP							
at (15) Texas Tech				DNP							
(5) Houston				DNP							
(10) Iowa State				DNP							
at UCF				DNP							
Oklahoma State				DNP							
at TCU	0+	0-0	0-0	0-0	0-0-0	0	0	0	0	0	0
at (1) Houston				DNP							
Kansas State				DNP							
at Oklahoma				DNP							
West Virginia	1	0-0	0-0	0-0	0-0-0	2	0	0	1	0	0



## SEASON & CAREER STATISTICS

2023-24 SEASON	CAREER
--	Pts 4 vs. Bryant, 12/4/22
--	FG Made 2 vs. Bryant, 12/4/22
2 vs. Detroit Mercy, 11/10/23	FG Atts 2, 2x, last vs. Det. Mercy, 11/10/23
--	3PT-FG Made --
1 vs. Detroit Mercy, 11/10/23	3PT-FG Atts --
--	FT Made 1 vs. Miami (OH), 12/14/22
--	FT Atts 2 vs. Miami (OH), 12/14/22
1 vs. Detroit Mercy, 11/10/23	Rebs 2 vs. Bryant, 12/4/22
--	Assts --
--	Stls --
1 vs. West Virginia, 3/9/24	Blks 1 vs. West Virginia, 3/9/24
5 vs. Detroit Mercy, 11/10/23	Mins 5, 2x, last vs. Detroit Mercy, 11/10/23

## MISCELLANEOUS STATISTICS

CATEGORY	2022-23	CAREER
Double-Figure Scoring Games		0
Double-Figure Rebounding Games		0
Double-Double Games		0
20-Point Scoring Games		0
Games Led Team in Scoring		0
Games Led Team in Rebounding		0
Games Led Team in Assists		0
Games With 3+ Assists		0
Games With 3+ Blocks		0
Games With 3+ Steals		0
Games With 3+ Three-Pointers		0

## CAREER STATISTICS

YEAR	GP-GS	MIN-AVG	TOTAL FG-FGA	PCT	3-PTERS FG-FGA	PCT	FT-FTA	PCT	REBOUNDS PCTOFF-DEF-TOT	AVG	PF-FO	AST	TO	BLK	STL	PTS-AVG
2022-23	2-0	9-4.3	2-2	1.000	0-0	.000	1-2	.500	1-1-2	1.0	1-0	0	0	0	0	5-2.5
2023-24	4-0	10-2.5	0-2	.000	0-1	.000	1-2	.500	0-1-1	0.3	3-0	0	0	1	0	0-0.0
TOTALS	6-0	19-3.1	2-4	.500	0-1	.000	2-4	.500	1-2-3	0.5	4-0	0	0	1	0	5-1.0





# #55 AZIZ BANDAOGO

CENTER • 7-0 • 235 • SENIOR • DAKAR, SENEGAL (UTAH VALLEY)

- Six-straight games with multiple blocks until regular-season finale
- Collected fourth double-double in #15 Texas Tech win (10 points, 10 rebounds)
- Game-high +12 in box score in win over #9 TCU
- Game-time decision at #12 BYU and gave 12 points and 11 rebounds, as well as a 3-pointer in the road win
- First Bearcat since Tre Scott (Feb. 2020) to record three-straight double-doubles
- Matched career-high with 17 rebounds against Bryant, the most by a Bearcat since Tre Scott's 21 against UCF in February 2020
- Made explosive debut against Georgia Tech off the bench, blocking a shot, slamming an alley-oop and helping force a shot clock violation in his first three minutes
- Blocked two shots in final first-half possession against FGCU
- No. 16 transfer addition by ESPN's Jeff Borzello in June 2023
- WAC Defensive Player of the Year at Utah Valley, helping the Wolverines to school-record 28 wins and NIT Final Four appearance
- Averaged 11.4 points and 10.5 rebounds per game (10th nationally in boards)
- Ranked third in blocks (106) and ninth in double-doubles (17)
- Had 15 points and 12 rebounds against Cincinnati in NIT Quarterfinal
- Had two 17-rebound games, including at Wake Forest
- Scored in double-figures 27 times, led by career-high 23 against Seattle
- UVU also earned road wins over BYU, Oregon, Colorado and New Mexico
- Joined NBA Academy Africa in Fall 2018 and took part in NCAA's Next Generation Sunday event at the 2019 Men's Final Four, where he participated in life-skills sessions and competed in exhibition games against his peers from around the world while experiencing aspects of the Final Four from a player's perspective.



## SEASON & CAREER STATISTICS

### 2023-24 (SENIOR SEASON)

Opponent	Min	FG-FGA	3FG-FGA	FT-FTA	Off-Def-Tot	PF	A	TO	Blk	Stl	Pts
Made Cincinnati debut on Nov. 22 after NCAA transfer clearance											
Georgia Tech	21	3-4	0-0	2-3	1-8-9	2	1	0	1	0	8
at Howard*	22	4-5	0-0	4-5	3-2-5	2	0	1	0	0	12
Florida Gulf Coast*	24	5-8	0-0	0-0	0-1-1	0	1	0	2	1	10
at Xavier*	26	1-2	0-0	1-2	2-8-10	4	1	1	2	1	3
Bryant*	24	2-4	0-0	8-12	3-14-17	2	1	2	4	0	12
vs. Dayton*	28	4-5	0-0	2-6	6-6-12	2	1	1	1	0	10
Merrimack				DNP							
Stetson				DNP							
Evansville				DNP							
at (12) BYU	22	4-5	1-1	3-4	0-11-11	3	1	0	1	0	12
(25) Texas*	16	0-3	0-0	0-1	2-3-5	2	2	0	0	1	0
at (14) Baylor				DNP							
(19) TCU	27	2-2	0-0	2-4	1-5-6	5	0	3	2	0	6
at (7) Kansas*	29	2-3	0-0	2-2	3-8-11	2	0	4	1	0	6
UCF*	27	3-4	0-0	2-6	3-4-7	1	0	0	0	0	8
at West Virginia*	27	2-5	0-0	0-0	3-6-9	5	0	0	2	1	4
at (15) Texas Tech*	27	3-6	0-0	4-4	5-5-10	0	0	1	2	0	10
(5) Houston*	21	2-3	0-0	4-4	0-1-1	1	0	1	1	1	8
(10) Iowa State*	20	0-1	0-0	1-4	3-4-7	1	0	4	1	0	1
at UCF*	26	5-7	0-0	3-5	4-4-8	2	0	1	2	0	13
Oklahoma State*	22	3-3	0-0	1-1	3-3-6	4	0	0	2	2	7
at TCU*	23	3-5	0-0	0-4	4-5-9	1	0	0	2	1	6
at (1) Houston*	20	3-3	0-0	1-2	1-4-5	5	0	2	3	1	7
Kansas State*	29	2-5	0-0	2-2	2-6-8	2	0	0	2	3	6
at Oklahoma*	27	1-1	0-0	1-2	1-5-6	5	1	3	3	2	3
West Virginia*	21	4-4	0-0	1-2	1-6-7	2	0	2	0	0	9

### 2023-24 SEASON

13 at UCF, 2/17/24	Pts	23 vs. Seattle, 1/14/23
5, 2x, last at UCF, 2/17/24	FG Made	9 vs. Seattle, 1/14/23
8 vs. FGCU, 12/3/23	FG Atts	14 at Seattle, 2/18/23
--	3PT-FG Made	2, 2x (last at BYU, 12/7/22)
--	3PT-FG Atts	2, 2x (last at BYU, 12/7/22)
8 vs. Bryant, 12/12/23	FT Made	9 at Tarleton State, 2/23/23
12 vs. Bryant, 12/12/23	FT Atts	12 vs. Bryant, 12/12/23
17 vs. Bryant, 12/12/23	Rebs	17, 3x, last vs. Bryant, 12/12/23
2 vs. Texas, 1/9/24	Assts	7 vs. Seattle, 1/14/23
3 vs. Kansas State, 3/2/24	Stls	3 vs. Kansas State, 3/2/24
4 vs. Bryant, 12/12/23	Blks	6, 2x (last vs. So. Utah, 3/10/23)
26 at Xavier, 12/9/23	Mins	38 at Northern Arizona, 12/10/22

## MISCELLANEOUS STATISTICS

CATEGORY	20-21	21-22	22-23	23-24	CAREER
Double-Figure Scoring Games	0	2	27	6	35
Double-Figure Rebounding Games	0	0	23	5	28
Double-Double Games	0	0	17	4	21
20-Point Scoring Games	-	-	1	0	1
Games Led UC in Scoring	-	-	-	0	-
Games Led UC in Rebounding	-	-	-	12	12
Games Led UC in Assists	-	-	-	0	-
Games With 3+ Assists	0	1	5	0	6
Games With 3+ Blocks	0	3	22	3	28
Games With 3+ Steals	0	2	5	1	8
Games With 3+ Three-Pointers	0	0	0	0	0

## CAREER STATISTICS

YEAR	GP-GS	MIN-AVG	FG-FGA	PCT	3-PT-FGA	PCT	FT-FTA	PCT	REBOUNDS	PCT	PF-FO	AST	TO	BLK	STL	PTS-AVG
2020-21*	7-0	15-2.1	1-3	.333	0-0	.000	5-8	.625	2-3-5	0.7	3-0	0	0	2	0	7-1.0
2021-22*	33-5	396-12.0	39-80	.488	0-0	.000	29-60	.483	29-79-108	3.3	47-1	11	25	40	7	107-3.2
2022-23#	37-37	1088-29.4	162-270	.600	5-15	.333	98-154	.636	103-280-383	10.4	81-0	44	59	106	20	427-11.5
2023-24	23-20	552-24.0	60-92	.652	1-2	.500	45-77	.584	53-122-175	7.6	56-4	11	26	36	16	106-7.2
<b>Total</b>	<b>100-62</b>	<b>2051-20.5</b>	<b>262-445</b>	<b>.589</b>	<b>6-17</b>	<b>.353</b>	<b>177-299</b>	<b>.592</b>	<b>187-484-671</b>	<b>6.7</b>	<b>187-5</b>	<b>66</b>	<b>110</b>	<b>184</b>	<b>43</b>	<b>707-7.1</b>

\* Akron; # Utah Valley

THE POLLS

ASSOCIATED PRESS (Week 18)			USA TODAY COACHES (Week 18)		
Rk.	Team	Pts.	Rk.	Team	Pts.
1.	Houston (52)	1539	1.	Houston (28)	795
2.	UConn (6)	1462	2.	UConn (3)	757
3.	Purdue (4)	1459	3.	Purdue (1)	745
4.	Tennessee	1364	4.	Tennessee	705
5.	Arizona	1252	5.	Arizona	644
6.	Iowa State	1212	6.	Iowa State	629
7.	North Carolina	1201	7.	North Carolina	628
8.	Marquette	1056	8.	Duke	541
9.	Duke	1051	9.	Marquette	531
10.	Creighton	983	10.	Creighton	487
11.	Baylor	901	11.	Baylor	452
12.	Illinois	834	12.	Illinois	423
13.	Auburn	746	13.	Kentucky	396
14.	Kansas	723	14.	Auburn	376
15.	Kentucky	711	15.	Kansas	366
16.	Alabama	592	16.	South Carolina	298
17.	South Carolina	579	17.	Alabama	289
18.	Washington State	484	18.	Gonzaga	215
19.	Gonzaga	396	19.	San Diego State	194
20.	BYU	343	20.	Washington State	182
21.	San Diego State	338	21.	Saint Mary's	175
22.	Utah State	285	22.	Utah State	151
23.	Saint Mary's	268	23.	BYU	140
24.	South Florida	154	24.	South Florida	88
25.	Dayton	50	25.	Florida	42

**OTHERS RECEIVING VOTES:**  
Nevada 42, Florida 39, Boise St. 26, **Texas 10**, **Texas Tech 10**, Indiana St 9, Appalachian St 6, New Mexico 5, FAU 4, James Madison 4, Princeton 3, Michigan St. 2, Villanova 2, Colorado St. 2, McNeese St. 2, Richmond 1

**OTHERS RECEIVING VOTES:**  
**Dayton 31**, **Texas Tech 24**, Nevada 24, Boise State 16, Appalachian State 13, James Madison 10, **Oklahoma 8**, Northwestern 7, Indiana State 5, Clemson 5, **TCU 4**, Wake Forest 3, Nebraska 1

CINCINNATI AGAINST RANKED TEAMS

OPPONENT	SCORE	DATE
(12) Houston	L, 69-85	3/10/19
vs. (11) Houston (AAC)	W, 69-57	3/17/19
at (18) Ohio State	L, 56-64	11/6/19
(21) Tennessee	W, 78-66	12/18/19
at (22) Memphis	L, 49-60	1/16/20
(21) Houston	W, 64-62	2/1/20
at (25) Houston	L, 55-68	3/1/20
at (12) Tennessee	L, 56-65	12/12/20
at (6) Houston	L, 52-90	2/21/21
vs. (7) Houston (AAC)	L, 54-91	3/14/21
vs. (14) Illinois	W, 71-51	11/22/21
vs. (12) Arkansas	L, 67-73	11/23/21
(6) Houston	L, 58-80	2/6/22
at (14) Houston	L, 53-71	3/1/22
vs. (18) Houston	L, 56-69	3/11/22
vs. (14) Arizona	L, 93-101	11/21/22
(2) Houston	L, 59-72	1/8/23
at (3) Houston	L, 69-75	1/28/23
vs. (1) Houston	L, 48-69	3/11/23
at (12) BYU	W, 71-60	1/6/24
(25) Texas	L, 73-74	1/9/24
at (14) Baylor	L, 59-62	1/13/24
(19) TCU	W, 81-77 (OT)	1/16/24
(15) Oklahoma	L, 65-69	1/20/24
at (7) Kansas	L, 69-74	1/22/24
at (15) Texas Tech	W, 75-72	2/3/24
(5) Houston	L, 62-67	2/10/24
(10) Iowa State	L, 59-68	2/13/24
at (1) Houston	L, 59-67	2/27/24

Overall: 144-228  
Top-10 Opponents: 47-123  
Vs. Ranked Teams in Fifth Third Arena: 34-34

BIG 12 CONFERENCE

2023-24 PRESEASON STANDINGS			CINCINNATI IN THE BIG 12 2023-24 STATISTICS		
1.	Kansas (12)	168	<b>TEAM</b>		
2.	Houston (2)	153	<b>CATEGORY</b>	<b>STAT</b>	<b>B12 NCAA</b>
3.	Texas	143	Scoring Offense	74.8	9
4.	Baylor	137	Scoring Defense	67.8	4 66
5.	TCU	113	Scoring Margin	7.0	9 73
6.	Kansas State	106	Bench Points	27.6	2 263
7.	Iowa State	95	Free-Throw Pct.	68.7	14
8.	Texas Tech	80	Field Goal Pct.	44.5	9
9.	West Virginia	70	FG Pct. Defense	41.8	6 66
10.	Oklahoma State	57	3-FG Pct.	32.1	12
11.	Cincinnati	55	3-FG Pct. Defense	33.7	12
12.	Oklahoma	54	Offensive Rebounds	13.8	2 11
13.	BYU	29	Defensive Rebounds	26.0	4
14.	UCF	14	Rebound Margin	8.3	1 13
<b>Preseason All-Conference Team</b>			Blocked Shots	4.5	3 49
L.J. Cryer, Houston, G			Assists	14.8	8 82
Hunter Dickinson, Kansas, C			Steals	6.6	8
Dejuan Harris Jr., Kansas, G			Turnover Margin	0.0	10
Emanuel Miller, TCU, F			Assist/TO Ratio	1.2	9
Max Abmas, Texas, Gr.			Turnovers Per Game	12.2	8
<b>Preseason Honorable Mention</b>			3-FG Made	7.1	10
Jalen Bridges (Baylor), Rayl Dennis (Baylor),			<i>* NCAA rankings list if in Top 100 only</i>		
Ja'Kobe Walter (Baylor), Jamal Shead (Houston),					
Kevin McCullar Jr. (Kansas), Arthur Kaluma					
(Kansas State), Tylor Perry (Kansas State), Dylan					
Disu (Texas), Tyrese Hunter (Texas), Dillon Mitch-					
ell (Texas), Jesse Edwards (West Virginia)					

THE LAST TIME...

**TEAM**  
**100 POINTS**  
**By UC**  
103 vs. Miami (Ohio), 12/14/22  
**By Opponent**  
101 by Tulane, 2/7/23

**90 POINTS**  
**By UC**  
92 vs. West Virginia, 3/9/24  
**By Opponent**  
101 by Tulane, 2/7/23

**30-PLUS POINT WIN**  
**By UC**  
36 (92-56) vs. West Virginia, 3/9/24  
**By Opponent**  
38 (90-52) at Houston, 2/21/21

**60 PERCENT SHOOTING**  
**By UC**  
.633 vs. Miami (Ohio), 12/14/22  
**By Opponent**  
.623 by Arizona, 11/21/22

**50 PERCENT SHOOTING**  
**By UC**  
.590 vs. West Virginia, 3/9/24  
**By Opponent**  
.556 by Oklahoma State, 2/21/24

**20 ASSISTS**  
**By UC**  
23 vs. West Virginia, 3/9/24  
**By Opponent**  
22 by Tulane, 2/7/23

**10 STEALS**  
**By UC**  
10 vs. West Virginia, 3/9/24  
**By Opponent**  
15 by Memphis, 2/26/23

**10 BLOCKS**  
**By UC**  
10 vs. Bryant, 12/12/23  
**By Opponent**  
10 by Georgia Tech, 11/22/23

**50 REBOUNDS**  
**By UC**  
57 vs. Bryant, 12/12/23  
**By Opponent**  
50 by Temple, 1/25/22

**CINCINNATI PLAYED A RANKED OPPONENT**  
L, 62-67 vs. No. 5 Houston, 2/10/24  
**UC Win**  
75-72 at No. 15 Texas Tech, 2/3/24

**OVERTIME GAME**  
L, 71-74 at Oklahoma, 3/5/24  
**UC Win**  
81-77 vs. No. 19 TCU, 1/16/24

**DOUBLE OVERTIME GAME**  
89-87 (2OT) vs. UCF, 2/19/20  
**UC Win**  
72-70 (2OT) vs. Georgetown, 3/8/12

**TRIPLE OVERTIME GAME**  
104-97 (4OT) vs. UConn, 3/11/16  
**UC Win**  
75-73 (7OT\*) vs. Bradley, 12/21/81  
\* - NCAA record.

**INDIVIDUAL**  
**40-POINT GAME**

**By UC**  
41, Steve Logan vs. Southern Miss, 2/15/02  
**By Opponent**  
40, Trevon Bluiett, Xavier, 1/26/17

**30-POINT GAME**  
**By UC**  
30, David DeJulius vs. SMU, 3/5/23  
**By Opponent**  
33, Dylan Disu, Texas, 1/9/24

**20 REBOUNDS BY A PLAYER**  
**By UC**  
21 by Trevon Scott vs. UCF, 2/19/20  
**By Opponent**  
four times

**15 REBOUNDS BY A PLAYER**  
**By UC**  
17 by Aziz Bandaogo vs. Bryant, 12/12/23  
**By Opponent**  
15 by Bryant Seibangue, Tulsa, 2/1/23

**TWO PLAYERS WITH 20 OR MORE POINTS IN SAME GAME**  
**By UC**  
Day Day Thomas (21), John Newman III (20) vs. TCU, 1/16/24  
**By Opponent**  
Johnny Furphy (23), Kevin McCullar Jr. (20), Kansas, 1/22/24

**TWO PLAYERS WITH 10 OR MORE REBOUNDS IN SAME GAME**  
**By UC**  
Aziz Bandaogo (17), Viktor Lakhin (12) vs. Bryant, 12/12/23  
**By Opponent**  
Ben Moore (11), Sterling Brown (11), SMU, 1/12/17

**THREE PLAYERS WITH 10 OR MORE REBOUNDS IN SAME GAME**  
**By UC**  
Landers Nolley II (12), Ody Oguama (10), Viktor Lakhin (10) at SMU, 1/14/23

**10 ASSISTS BY A PLAYER**  
**By UC**  
12, David DeJulius vs. ECU, 1/11/23  
**By Opponent**  
11, Jamal Shead, Houston, 2/27/24

**FIVE STEALS BY A PLAYER**  
**By UC**  
5, Landers Nolley II vs. UCF, 2/4/23  
**By Opponent**  
6, Tony Johnson Jr., vs. UCF, 2/19/20

**FIVE BLOCKED SHOTS BY A PLAYER**  
**By UC**  
5, Viktor Lakhin vs. Oklahoma, 1/20/24  
**By Opponent**  
5, Tacko Fall, vs. UCF, 2/21/19

**DOUBLE-DOUBLE BY A UC PLAYER**  
Dan Skillings Jr. (13 pts, 11 rebs) vs. Iowa State, 2/13/24

**DOUBLE-DOUBLES BY TWO UC PLAYERS**  
Landers Nolley II (20 pts, 10 rebs), David DeJulius (11 pts, 12 asts) vs. ECU, 1/11/23

**DOUBLE-DOUBLES BY THREE UC**

**PLAYERS**  
Troy Caupain (37 pts, 10 rebs), Octavius Ellis (13 pts, 10 rebs) & Gary Clark (12 pts, 12 rebs) vs. UConn, 3/11/16

**TRIPLE-DOUBLE BY A UC PLAYER**  
Eric Hicks (22 pts., 12 rebs., 10 blks.) vs. Marquette, 1/7/06

**UC PLAYER LED TEAM IN POINTS, REBOUNDS & ASSISTS**  
Jeremiah Davenport (19 points, 10 rebounds, 3 assists) vs. Tulane, 1/1/22

**A PLAYER WON A GAME IN THE FINAL SECONDS**  
**By UC**  
Simas Lukosius' short floater with 21 seconds left at #15 Texas Tech, 2/3/24  
**By Opponent**  
Max Abmas' short jumper with 8 seconds left, #25 Texas, 1/9/24

**FOUR PLAYERS SCORED IN DOUBLE FIGURES**  
Dan Skillings Jr. (17), John Newman III (14), Jamille Reynolds (13), Simas Lukosius (12) vs. West Virginia, 3/9/24

**FIVE PLAYERS SCORED IN DOUBLE FIGURES**  
John Newman III (16), Simas Lukosius (15), Viktor Lakhin (11), Day Day Thomas (10), Dan Skillings Jr. (10) vs. Evansville, 12/29/23

**SIX PLAYERS SCORED IN DOUBLE FIGURES**  
CJ Fredrick (14), John Newman III (13), Jizzle James (13), Dan Skillings (11), Day Day Thomas (11), Simas Lukosius (10) vs. Detroit Mercy, 11/10/23

**SEVEN PLAYERS SCORED IN DOUBLE FIGURES**  
Kevin Johnson (18), Jacob Evans (17), Justin Jenifer (13), Kyle Washington (12), Jarron Cumberland (11), Troy Caupain (10), Tre Scott (10) vs. Fairleigh Dickinson, 12/17/16

**EIGHT PLAYERS SCORED IN DOUBLE FIGURES**  
Farad Cobb (15), Shaq Thomas (14), Kevin Johnson (14), Coreontae DeBerry (12), Justin Jenifer (11), Quadri Moore (10), Jacob Evans (10), Octavius Ellis (10) vs. Robert Morris, 11/15/15

OVERTIME RECORDS

UC'S OVERALL RECORD	65-60
1 OT Games	56-48
2 OT Games	8-9
3 OT Games	0-1
4 OT Games	0-2
7 OT Games	1-0

RECORDS IN OVERTIME GAMES		
Home	33-18	.647
Schmidlapp Gym	3-4	.429
Schmidt Fieldhouse	0-1	.000
Music Hall	0-1	.000
Armory Fieldhouse	5-4	.556
Cincinnati Gardens	3-2	.600
U.S. Bank Arena	3-1	.750
Fifth Third Arena	18-5	.783
Away	20-33	.377
Neutral	12-9	.571

**Current Streak:** Lost 1  
**Longest Winning Streak:** 5 (Tay Baker - 1966-67)  
**Longest Losing Streak:** 4 (Bob Ruess, 1943 - John Weithe, 1950)

- Per ESPN Stats and Info, Cincinnati's win over No. 19 TCU extended its ranked overtime win streak to 12, the longest streak in AP poll history by a wide margin. It began with a 2OT victory over No. 22 Marquette on Feb. 13, 1994.
- Cincinnati's seven overtime games in 2019-20 were a school record (previous record was six during the 1966-67 season), AAC record and are one shy of the NCAA record of eight overtime games set by Western Kentucky (1978), Portland (1984) and Valparaiso (1993).
- Cincinnati's four consecutive overtime games from Feb. 9, 2020 through Feb. 19, 2020 tied the NCAA record set by Jacksonville (1982), Illinois State (1985) and Dayton (1988).
- On Dec. 21, 1981 UC & Bradley played an NCAA-record 7OT game (UC won, 75-73)
- Cincinnati has been involved in two of the five NCAA tournament championship games to go into overtime. The Bearcats defeated Ohio State, 70-65, in 1961, but lost to Loyola (Ill.), 60-58, in 1963.
- In 1966-67, Cincinnati played six overtime games, winning five. The Bearcats were 5-0 at home in overtime games that season, an NCAA record.

UC COACHES IN OVERTIME GAMES			
COACH (YEARS)	NO.	RECORD	PCT.
Mick Cronin (2006-2019)	27	15-12	.556
Bob Huggins (1989-2005)	25	14-11	.560
Tay Baker (1965-72)	9	7-2	.778
Ed Jucker (1960-65)	9	4-5	.444
Ed Badger (1978-83)	8	3-5	.375
John Brannen (2019-21)	7	4-3	.571
Tony Yates (1983-89)	7	2-5	.286
John Wiethe (1946-52)	5	1-4	.200
George Smith (1952-60)	4	3-1	.750
Gale Catlett (1972-78)	4	2-2	.500
Frank Rice (1928-32)	4	1-3	.250
Wes Miller (2021-present)	4	3-1	.750
Boyd Chambers (1918-28)	3	3-0	1.000
Clark Ballard (1939-42)	2	2-0	1.000
Andy Kennedy (2005-06)	2	1-1	.250
Tay Brown (1933-37)	2	0-2	.000
John Halliday (1932-33)	1	0-1	.000
Bob Ruess (1942-44)	1	0-1	.000



SPECIALTY STATISTICS

OPPONENT	RESULT	OFF TO	IN PAINT	2ND CHANCE	FASTBREAK	BENCH
UIC	W, 69-58	20/2	44/40	8/7	8/7	30/4
Detroit Mercy	W, 93-61	17/15	34/20	22/2	10/6	43/7
Eastern Washington	W, 85-73	5/4	38/40	10/6	13/15	35/19
Northern Kentucky	W, 90-66	10/4	48/38	24/14	15/7	40/7
Georgia Tech	W, 89-54	20/8	22/16	14/5	19/4	36/16
at Howard	W, 86-81 (OT)	12/10	54/34	28/10	12/7	38/31
Florida Gulf Coast	W, 99-62	12/13	52/38	24/8	17/5	37/15
at Xavier	L, 79-84	9/12	50/32	14/13	25/16	26/14
Bryant	W, 85-53	10/8	36/26	8/4	12/4	33/3
vs. Dayton	L, 68-82	2/8	38/30	20/2	0/10	33/12
Merrimack	W, 65-49	28/4	38/18	11/6	12/0	19/17
Stetson	W, 83-75	7/14	42/16	20/9	2/9	46/7
Evansville	W, 76-58	12/13	26/28	17/6	5/0	20/16
at #12 BYU	W, 71-60	17/19	30/12	14/5	13/16	27/10
#25 Texas	L, 73-74	13/22	28/30	13/6	9/6	30/4
at #14 Baylor	L, 59-62	11/11	32/26	14/9	8/4	9/25
#19 TCU	W, 81-77 (OT)	19/12	50/30	11/18	17/13	9/20
#15 Oklahoma	L, 65-69	5/10	28/34	13/17	10/7	16/28
at #7 Kansas	L, 69-74	8/15	24/32	13/8	10/9	32/2
UCF	W, 68-57	16/12	36/20	10/14	18/11	4/29
at West Virginia	L, 65-69	12/22	30/34	8/10	7/9	27/7
at #15 Texas Tech	W, 75-72	9/10	28/30	13/17	9/3	25/22
#5 Houston	L, 62-67	9/8	22/38	14/22	10/2	31/9
#10 Iowa State	L, 59-68	15/26	14/36	8/6	4/8	37/23
at UCF	W, 76-74	19/14	36/36	12/8	10/13	21/18
Oklahoma State	L, 76-80	10/17	44/40	15/12	18/6	26/9
at TCU	L, 57-75	3/16	28/26	5/6	4/25	15/33
at #1 Houston	L, 59-67	19/15	30/24	12/11	10/15	24/4
Kansas State	W, 74-72	29/6	36/24	10/16	6/6	17/8
at Oklahoma	L, 71-74 (OT)	21/8	38/24	10/21	16/2	22/16
West Virginia	W, 92-56	27/10	48/14	18/9	17/4	48/20

SCORING FORMAT: CINCINNATI/OPPONENT

BEARCATS UNDER WES MILLER

	23-24	22-23	21-22	TOTAL
Overall	18-13	23-13	18-15	59-41
Home games	14-5	16-3	12-6	42-14
Away games	4-7	5-7	4-7	13-21
Neutral site games	0-1	2-3	2-2	4-6
Conference games	7-11	11-7	7-11	25-29
vs. Top 25 teams	3-7	0-4	1-4	4-15
Overtime games	2-1	1-1	0-0	3-2
Lead at halftime	13-3	21-4	16-6	50-13
Trail at halftime	5-7	2-9	2-9	9-25
Tied at halftime	0-3	0-0	0-0	0-3
Lead with 10:00 left	15-3	23-2	15-4	53-9
Trail with 10:00 left	3-8	0-11	2-11	5-30
Tied with 10:00 left	0-1	0-0	1-0	1-1
Lead with 5:00 left	16-3	23-2	16-3	55-8
Trail with 5:00 left	1-9	0-10	1-12	2-31
Tied with 5:00 left	1-0	0-1	1-0	2-1
Lead with 2:00 left	17-2	22-2	18-3	57-7
Trail with 2:00 left	1-9	0-11	0-12	1-32
Tied with 2:00 left	0-1	1-0	0-0	1-1
Shoot better FG%	15-3	22-3	14-2	51-8
Shoot worse FG%	3-10	1-10	4-13	8-33
Shoot 50%-plus	5-1	9-0	1-0	15-1
Shoot below 50%	13-12	13-13	17-5	43-30
Opponent shoots 50%-plus	1-2	0-6	0-4	1-12
Opponent shoots below 50%	17-10	21-7	18-10	56-27
Opponent shoots below 40%	8-3	11-0	12-5	31-8
Make 7 or fewer 3FGs	10-11	7-8	8-9	25-28
Make 8 or more 3FGs	8-2	16-5	10-6	34-13
Shoot more FTs than opponent	13-5	10-2	10-5	33-12
Opponent shoots more FTs	3-9	12-10	7-10	22-29
Outrebounds opponent	16-9	20-2	13-3	49-14
Opponent outrebounds UC	2-3	3-11	4-13	9-27
Same number of rebounds	0-1	0-0	1-0	1-1
Fewer turnovers than opponent	9-3	15-8	13-9	37-20
More turnovers than opponent	7-10	8-5	4-4	19-19
Commits same as opponent	1-0	0-0	1-2	2-2
Commits 12 or fewer turnovers	12-6	17-9	16-13	45-28
Outscores opponent bench	16-10	15-4	12-7	43-21
1-3 point games	3-3	2-2	2-3	7-8
4-5 point games	2-6	1-1	2-2	5-9
6-10 point games	1-2	3-6	3-5	7-13
11-19 point games	6-2	9-2	5-3	20-7
20-plus point games	6-0	8-2	6-2	20-4
Scores 59 or fewer points	0-4	1-5	1-6	2-15
Scores 60-69 points	3-5	1-4	3-4	7-13
Scores 70-79 points	5-4	7-3	11-4	23-11
Scores 80 or more points	10-0	14-2	3-1	27-3
Holds opponent to 49 or fewer	1-0	0-0	2-0	3-0
Holds opponent to 50-59 points	6-0	10-1	8-1	24-2
Holds opponent to 60-69 points	4-6	6-1	5-4	15-11
Opponent scores 70-79 points	6-4	6-7	2-5	14-16
Opponent scores 80-plus points	1-3	1-4	0-5	2-12
November	6-0	5-3	5-2	16-5
December	5-2	5-1	5-1	15-4
January	3-5	4-4	5-3	12-11
February	2-5	5-3	2-6	9-14
March	2-1	4-2	1-3	7-6
Monday	1-1	1-1	1-0	3-2
Tuesday	4-4	0-2	4-4	8-10
Wednesday	1-2	9-3	3-1	13-6
Thursday		3-0	4-1	7-1
Friday	3-0	1-0	0-1	4-1
Saturday	6-6	5-2	2-5	13-13
Sunday	3-0	4-5	3-2	10-7
After a win	9-8	13-10	9-9	31-27
After a loss	8-5	9-3	7-6	24-14

## 2023-24 BOX SCORES

## Cincinnati 69, UIC 58



Official Basketball Box Score - Final  
UIC at Cincinnati  
11/06/23 Fifth Third Arena, Cincinnati  
Cincinnati vs. UIC

Game Time: 9:00 PM  
Game Duration: 1:54  
Attendance: 9,936



Officials: Rick Crawford, Steve Divine, Chris Hudson

UIC - 58

Record: 0-1

NO.	Name	Min	FG	3P	FT	Rebounds	Fouls	TP	AS	TO	ST	Blocks	+/-
			M-A	M-A	M-A	OR DR TOT	PF FD					BS BA	
33	Jaden Brownell	F 16:46	0-5	0-4	0-0	0 1 1	3 1	0	0	1	0	0 0	-8
1	Isaiah Rivera	G 24:48	3-8	1-4	1-2	0 3 3	3 1	8	1	3	1	1 1	-3
3	CJ Jones	G 27:41	6-13	0-2	1-1	0 2 2	1 2	13	0	4	1	0 0	-11
4	Ethan Pickett	G 34:03	6-8	0-1	1-1	1 4 5	2 1	13	1	2	0	0 0	-3
5	Toby Okani	G 35:46	9-16	1-2	1-3	3 8 11	2 2	20	3	1	0	6 0	-3
0	Drew King	12:05	0-2	0-0	0-0	1 0 1	0 0	0	1	2	0	0 1	-13
2	Steven Clay	21:51	0-2	0-0	0-0	1 6 7	2 1	0	0	1	1	0 0	-10
50	Filip Skobalj	21:14	2-5	0-3	0-0	0 1 1	1 1	4	1	0	1	0 0	2
13	Nathan Ojukwu	03:46	0-0	0-0	0-0	0 0 0	0 0	0	0	0	0	0 0	-1
54	Cameron Fens	02:00	0-1	0-0	0-0	0 0 0	0 0	0	0	1	0	0 0	-5
Team						0 5 5		0		0			
Totals			26-60	2-16	4-7	6 30 36	14 9	58	7	15	4	7 2	-11

Technical Fouls: NONE

Cincinnati - 69

Record: 1-0

NO.	Name	Min	FG	3P	FT	Rebounds	Fouls	TP	AS	TO	ST	Blocks	+/-
			M-A	M-A	M-A	OR DR TOT	PF FD					BS BA	
30	Viktor Lakhin	F 24:28	2-8	0-2	3-4	3 5 8	3 2	7	1	1	2	0 2	8
33	Ody Oguama	F 20:44	3-3	0-0	0-0	1 7 8	2 0	6	1	1	1	0 0	9
41	Simas Lukosius	F 23:51	2-11	1-6	0-0	1 3 4	0 2	5	2	2	0	0 2	4
1	Day Day Thomas	G 26:08	6-13	1-5	2-5	0 3 3	1 3	15	3	2	3	0 1	12
15	John Newman III	G 27:19	3-5	0-1	0-0	1 2 3	1 0	6	1	0	2	0 0	0
0	Dan Skillings Jr.	28:05	5-12	0-2	3-4	2 6 8	0 7	13	2	0	0	0 2	18
5	CJ Fredrick	25:57	4-8	3-6	0-0	0 2 2	0 0	11	1	0	2	1 0	3
2	Jizzie James	13:52	3-6	0-2	0-0	1 1 2	0 0	6	1	2	1	1 0	-1
10	Josh Reed	09:36	0-1	0-1	0-0	0 0 0	0 0	0	0	0	0	0 0	2
Team						1 0 1		0		1			
Totals			28-67	5-25	8-13	10 29 39	9 14	69	12	9	11	2 7	11

Technical Fouls: NONE

	UIC	CIN				
Biggest lead	5 (1 <sup>st</sup> 16:45)	16 (2 <sup>nd</sup> 6:00)	Points from	UIC	CIN	
Best Scoring Run	6 (2 <sup>nd</sup> 9:49)	9 (1 <sup>st</sup> 7:04)	Turnovers	2	20	
Lead Changes	5		Paint	40	44	
Times Tied	4		Second Chance	7	8	
Time with Lead	06:35	31:16	Fast Breaks	7	8	
			Bench	4	30	
			Period by Period Scoring			
				1st	2nd	TOT
			UIC	30	28	58
			CIN	40	29	69

## Cincinnati 93, Detroit Mercy 61

Official Basketball Box Score - Final  
Detroit Mercy at Cincinnati  
11/10/23 Fifth Third Arena, Cincinnati  
Cincinnati vs. Detroit Mercy

Game Time: 7:00 PM  
Game Duration: 1:52  
Attendance: 4,267

Officials: Antonio Petty, Blake Harris, John Jenkins

Detroit Mercy - 61

Record: 0-2

NO.	Name	Min	FG	3P	FT	Rebounds	Fouls	TP	AS	TO	ST	Blocks	+/-
			M-A	M-A	M-A	OR DR TOT	PF FD					BS BA	
23	Edoardo Del Cadia	F 21:12	4-5	2-3	3-3	0 3 3	5 3	13	2	5	1	1 0	-24
33	Oton Jankovic	F 23:13	0-3	0-2	3-4	0 3 3	5 4	3	2	3	0	1 0	-12
7	Abdullah Olajuwon	G 20:30	1-2	0-0	0-2	2 4 6	3 1	2	1	1	2	1 0	-9
8	Donovann Toatley	G 26:35	4-16	3-7	0-0	1 2 3	0 0	11	3	1	2	0 1	-26
14	Jayden Stone	G 40:00	9-20	4-9	3-4	0 5 5	1 2	25	1	2	2	0 0	-32
35	Marcus Tankersley	37:36	3-8	0-0	1-4	0 1 1	1 3	7	0	0	1	0 1	-27
13	Tyree Davis	01:51	0-0	0-0	0-0	0 1 1	2 0	0	0	0	0	0 0	-6
1	Mak Manciel	11:00	0-1	0-1	0-0	0 1 1	1 0	0	0	1	0	0 0	-21
5	Kyle LeGreair	01:46	0-0	0-0	0-0	0 0 0	0 0	0	0	0	0	0 0	-1
12	Trenton Johnson	14:42	0-1	0-1	0-0	1 1 2	0 0	0	1	1	0	0 0	-4
41	Tobin Schwannecke	01:35	0-0	0-0	0-0	0 0 0	0 0	0	0	0	0	0 0	2
Team						1 0 1		0		1			
Totals			21-56	9-23	10-17	5 21 26	18 13	61	10	15	8	3 2	-32

Technical Fouls: NONE

Cincinnati - 93

Record: 2-0

NO.	Name	Min	FG	3P	FT	Rebounds	Fouls	TP	AS	TO	ST	Blocks	+/-
			M-A	M-A	M-A	OR DR TOT	PF FD					BS BA	
30	Viktor Lakhin	F 18:16	4-7	0-1	0-0	2 3 5	1 1	8	4	2	1	1 0	24
33	Ody Oguama	F 21:32	2-5	0-0	0-0	3 4 7	4 3	4	0	0	0	1 0	17
1	Day Day Thomas	G 19:34	4-8	2-3	1-2	0 0 0	0 2	11	1	0	4	0 0	23
5	CJ Fredrick	G 18:39	5-6	4-5	0-1	0 1 1	1 1	14	0	0	0	0 0	20
15	John Newman III	G 20:08	4-7	3-5	2-4	2 6 8	0 3	13	3	0	0	0 1	17
0	Dan Skillings Jr.	20:27	4-10	3-8	0-2	1 7 8	2 3	11	2	3	0	0 1	19
41	Simas Lukosius	20:32	4-8	2-5	0-0	0 1 1	1 1	10	5	0	0	0 0	27
2	Jizzie James	18:51	4-6	1-1	4-4	2 0 2	1 2	13	3	4	0	0 0	11
10	Josh Reed	25:32	2-7	1-4	0-2	5 7 12	1 2	5	4	3	0	0 0	15
11	C.J. Anthony	08:14	2-5	0-1	0-0	2 2 4	1 0	4	1	1	0	0 0	-4
44	Sage Tolentino	05:05	0-2	0-1	0-0	0 1 1	1 0	0	0	0	0	0 0	-1
14	Landen Long	01:35	0-0	0-0	0-0	0 0 0	0 0	0	0	0	0	0 0	-2
21	Chase Kirkwood	01:35	0-0	0-0	0-0	0 0 0	0 0	0	0	0	0	0 0	-2
Team						2 1 3		0		0			
Totals			35-71	16-34	7-15	19 33 52	13 18	93	23	13	5	2 3	32

Technical Fouls: NONE

	UDM	CIN							
Biggest lead	0 (1 <sup>st</sup> 20:00)	40 (2 <sup>nd</sup> 11:17)	Points from	UDM	CIN	Period by Period Scoring			
Best Scoring Run	6(1 <sup>st</sup> 12:52)	12(1 <sup>st</sup> 5:36)	Turnovers	15	17		1st	2nd	TOT
			Paint	20	34	UDM	27	34	61
Lead Changes			Second Chance	2	22				
Times Tied	0		Fast Breaks	6	10				
Time with Lead	00:00	39:46	Bench	7	43	CIN	60	33	93

## Cincinnati 85, Eastern Washington 73



Official Basketball Box Score - Final  
Eastern Wash. at Cincinnati  
11/12/23 Fifth Third Arena, Cincinnati  
Cincinnati vs. Eastern Washington

Game Time: 12:00 PM  
Game Duration: 2:09  
Attendance: 3,063



Officials: Roger Ayers, Bert Smith, Anthony Eades

Eastern Wash. - 73

Record: 0-3

NO.	Name	Min	FG	3P	FT	Rebounds	Fouls	TP	AS	TO	ST	Blocks	+/-
			M-A	M-A	M-A	OR DR TOT	PF FD					BS BA	
0	Cedric Coward	F 26:39	8-15	2-7	3-3	0 6 6	4 3	21	1	1	1	0 1	-7
10	Ethan Price	F 20:15	2-5	0-3	3-4	0 4 4	5 4	7	2	1	0	2 0	10
31	Casey Jones	F 31:02	5-12	0-2	6-8	1 1 2	3 7	16	2	1	2	0 1	-4
13	Jake Kyman	G 24:38	2-6	1-2	0-0	0 3 3	2 0	5	3	1	0	0 0	-7
55	Ellis Magnuson	G 25:40	1-1	0-0	3-4	0 2 2	2 2	5	6	2	1	0 0	1
4	LeJuan Watts	18:43	4-4	0-0	0-0	1 2 3	2 0	8	0	0	0	0 0	-26
32	Dane Erikstrup	17:52	2-10	1-6	0-0	0 1 1	2 1	5	0	2	0	0 0	-19
5	Andre Mulibea	21:32	2-4	1-2	1-4	0 4 4	3 2	6	1	1	0	0 0	-5
21	Sebastian Hartmann	07:44	0-1	0-1	0-0	0 1 1	0 0	0	0	0	0	0 0	-8
2	Mason Williams	05:56	0-0	0-0	0-0	0 1 1	1 0	0	1	1	0	0 0	5
Team						1 4 5		0		0			
Totals			26-58	5-23	16-23	3 29 32	24 19	73	16	10	4	2 2	-12

Technical Fouls: NONE

Cincinnati - 85

Record: 3-0

NO.	Name	Min	FG	3P	FT	Rebounds	Fouls	TP	AS	TO	ST	Blocks	+/-
			M-A	M-A	M-A	OR DR TOT	PF FD					BS BA	
30	Viktor Lakhin	F 26:22	9-12	2-3	6-8	5 6 11	2 4	26	1	0	1	1 1	11
33	Ody Oguama	F 17:08	0-2	0-0	3-6	0 4 4	2 4	3	0	0	1	1 0	3
1	Day Day Thomas	G 23:44	4-11	1-4	2-2	0 4 4	5 4	11	5	0	1	0 1	1
5	CJ Fredrick	G 23:31	0-2	0-1	0-0	0 1 1	3 0	0	0	1	0	0 0	12
15	John Newman III	G 30:39	3-5	2-2	2-4	1 4 5	4 2	10	2	2	1	0 0	9
0	Dan Skillings Jr.	26:53	4-14	1-5	0-2	1 6 7	0 2	9	0	1	2	0 0	-7
41	Simas Lukosius	25:52	4-8	1-3	2-2	0 2 2	0 3	11	4	2	0	0 0	20
2	Jizzie James	16:16	3-4	1-2	6-7	0 2 2	2 4	13	2	0	0	0 0	11
10	Josh Reed	09:35	1-2	0-1	0-0	0 0 0	1 1	2	0	0	1	0 0	0
Team						0 0 0		0		0			
Totals			28-60	8-21	21-31	7 29 36	19 24	85	14	7	6	2 2	12

Technical Fouls: NONE

	EWU	CIN	Points from		EWU	CIN	Period by Period Scoring			
Biggest lead	3 (1 <sup>st</sup> 16:29)	15 (2 <sup>nd</sup> 9:45)	Turnovers	4	5		1st	2nd	TOT	
Best Scoring Run	5(1 <sup>st</sup> 16:29)	14(1 <sup>st</sup> 11:33)	Paint	40	38					
Lead Changes	3		Second Chance	6	10	EWU	30	43	73	
Times Tied	2		Fast Breaks	15	13					
Time with Lead	01:58	35:55	Bench	19	35	CIN	38	47	85	

## 2023-24 BOX SCORES

## Cincinnati 89, Georgia Tech 54



Official Basketball Box Score - Final  
**Georgia Tech at Cincinnati**  
11/22/23 Fifth Third Arena, Cincinnati  
Cincinnati vs. Georgia Tech

Game Time: 7:00 PM  
Game Duration: 2:01  
Attendance: 11,756



Official Basketball Box Score - Final  
**Cincinnati at Howard**  
11/28/23 Burr Gymnasium, Washington  
Howard vs. Cincinnati

Game Time: 4:00 PM  
Game Duration: 2:20  
Attendance: 1,324

Officials: Doug Simons, Ron Groover, Clarence Armstrong

Officials:

Georgia Tech - 54			Record: 2-2											
NO.	Name	Min	FG M-A	FG 3-A	FT M-A	Rebounds OR DR TOT	Fouls PF FO	TP	AS	TO	ST	Blocks BS BA	+/-	
11	Baye Ndongo	F 24:02	3-7	0-0	2-5	3 5 8	0 4	8	0	7	1	3 0	-30	
12	Tyshaun Claude	F 10:37	1-2	0-0	0-0	0 2 2	1 0	2	0	1	0	1 0	-16	
13	Miles Kelly	G 25:11	3-10	0-3	6-7	1 1 2	1 4	12	1	1	1	0 2	-23	
14	Kowacie Reeves	G 29:03	4-6	1-2	5-5	1 2 3	0 3	14	1	1	1	3 0	-25	
24	Amaree Abram	G 13:15	1-6	0-0	0-0	0 4 4	2 1	2	1	1	0	0 0	-14	
1	Kyle Sturdivant	11:41	0-3	0-0	2-2	0 1 1	1 1	2	4	0	0	0 0	-17	
10	Ebenezer Dowuona	17:32	0-0	0-0	0-0	0 0 0	2 0	0	1	0	0	1 0	-10	
3	Dallan "Deebo" Coleman	13:17	0-2	0-2	0-0	0 1 1	2 0	0	0	1	1	0 0	-24	
23	Ibrahima Sacko	23:51	1-3	1-3	0-0	0 3 3	3 3	3	0	1	0	0 0	-14	
4	Carter Murphy	14:17	1-4	1-4	0-0	0 4 4	3 1	3	0	0	0	2 0	0	
2	Nathanael George	15:04	3-6	2-3	0-0	0 1 1	1 1	8	0	3	0	0 2	-4	
35	Emmer Nichols	02:10	0-0	0-0	0-0	0 1 1	0 0	0	0	0	0	0 0	2	
Team						2 0 2		0	3					
Totals			17:49	5-17	15-19	7 25 32	16 15	54	8	19	4	10 4	-35	

Technical Fouls: NONE

Cincinnati - 89			Record: 5-0												
NO.	Name	Min	FG M-A	3P M-A	FT M-A	Rebounds OR DR TOT	Fouls PF FD	TP	AS	TO	ST	Blocks BS BA	+/-		
30	Viktor Lakhin	F 22:17	5-6	5-6	0-0	1 5 6	3 0	15	1	1	1	2 0	27		
33	Ody Oguama	F 17:29	1-1	0-0	4-6	2 2 4	2 3	6	1	0	2	0 0	14		
1	Day Day Thomas	G 22:31	4-11	1-7	0-0	0 0 0	2 2	9	4	1	2	1 2	8		
5	CJ Fredrick	G 19:39	3-6	3-5	2-3	0 2 2	1 1	11	1	0	0	0 1	27		
15	John Newman III	G 21:29	4-8	1-4	3-4	1 2 3	3 2	12	0	1	0	0 1	10		
55	Aziz Bandoago	21:18	3-4	0-0	2-3	1 8 9	2 4	8	1	0	0	1 1	21		
0	Dan Skillings Jr.	20:40	2-7	0-2	2-2	1 2 3	0 1	6	1	0	1	0 0	23		
41	Simas Lukosius	15:56	3-5	2-3	0-0	0 1 1	1 0	8	4	2	0	0 0	25		
2	Jizzle James	15:19	3-6	1-3	1-2	0 1 1	1 1	8	3	1	1	0 0	29		
10	Josh Reed	12:05	1-3	1-2	0-0	0 1 1	0 0	3	0	0	0	0 0	-1		
11	C.J. Anthony	06:56	0-3	0-3	3-4	1 1 2	0 2	3	1	0	0	0 0	-1		
21	Chase Kirkwood	02:11	0-1	0-0	0-0	0 0 0	0 0	0	0	0	0	0 1	-2		
14	Landen Long	02:10	0-1	0-0	0-0	0 0 0	0 0	0	0	0	0	0 1	-2		
Team						1 1 2		0	0						
Totals			29-62	14-35	17-24	8 26 34	15 16	89	17	6	7	4 10	35		

Technical Fouls: NONE

GTU		CIN		Points from		Turnovers		Period by Period Scoring	
Biggest lead	3 (1 <sup>st</sup> 17:14)	41 (2 <sup>nd</sup> 10:56)		8	20			1 <sup>st</sup>	2 <sup>nd</sup> TOT
Best Scoring Run	10 (2 <sup>nd</sup> 5:47)	16 (2 <sup>nd</sup> 14:02)		Paint	16 22			GTU	32 22 54
Lead Changes	2			Second Chance	5 14			CIN	40 49 89
Times Tied	3			Fast Breaks	4 19				
Time with Lead	00:43	35:29		Bench	16 36				

## Cincinnati 86, Howard 81 (OT)



Official Basketball Box Score - Final  
**Cincinnati at Howard**  
11/28/23 Burr Gymnasium, Washington  
Howard vs. Cincinnati

Game Time: 4:00 PM  
Game Duration: 2:20  
Attendance: 1,324

Officials:

Cincinnati - 86		Record: 6-0														
NO.	Name	Min	FG M-A	3P M-A	FT M-A	Rebounds OR DR TOT	Fouls PF FD	TP	AS	TO	ST	Blocks BS BA	+/-			
30	Viktor Lakhin	F 32:26	8-14	0-2	3-6	2 4 6	1 6	19	0	3	1	2 0	2			
55	Aziz Bandoago	C 22:03	4-5	0-0	4-5	3 2 5	2 4	12	0	1	0	0 0	5			
1	Day Day Thomas	G 25:09	2-8	0-1	2-2	0 5 5	1 2	6	4	3	1	0 0	-5			
5	CJ Fredrick	G 21:50	0-2	0-2	0-0	1 0 1	2 0	0	2	0	0	0 0	0			
15	John Newman III	G 33:31	4-7	0-2	3-3	3 3 6	3 3	11	2	1	1	0 0	5			
0	Dan Skillings Jr.	31:45	6-13	0-3	4-4	4 2 6	2 3	16	2	2	2	0 0	8			
41	Simas Lukosius	28:11	4-9	3-7	0-0	1 2 3	1 1	11	0	0	1	0 0	1			
2	Jizzle James	19:51	4-9	0-1	1-1	1 3 4	1 1	9	2	0	1	1 1	10			
33	Ody Oguama	10:15	1-1	0-0	0-0	0 0 0	1 0	2	1	0	0	0 0	-1			
Team						2 2 4		0	0							
Totals			33-68	3-18	17-21	17 23 40	14 20	86	13	10	7	3 1	5			

Shooting By Period		
1st FG%	13-32	40.6%
3PT%	2-10	20.0%
FT%	6-7	85.7%
2nd FG%	16-30	53.3%
3PT%	1-8	12.5%
FT%	7-8	87.5%
OTFG%	4-6	66.7%
3PT%	0-0	0.0%
FT%	4-6	66.7%
GM FG%	33-68	48.5%
3PT%	3-18	16.7%
FT%	17-21	81.0%

Technical Fouls: 0

Dead Ball Rebounds: 2 0

Technical Fouls: NONE

NO. Name		Min	FG M-A	3P M-A	FT M-A	Rebounds OR DR TOT	Fouls PF FD	TP	AS	TO	ST	Blocks BS BA	+/-
22	Shy Odom	F 04:57	0-0	0-0	0-0	0 0 0	0 0	0	1	2	0	0 0	-1
31	Seth Towns	F 40:06	6-14	3-7	9-10	1 6 7	2 5	24	3	2	1	0 0	3
0	Marcus Dockery	G 28:02	4-7	2-5	3-4	1 0 1	0 2	13	1	3	0	0 0	-6
3	Isiah Warfield	G 36:50	2-4	1-2	0-0	0 2 2	4 3	5	2	0	1	0 0	-2
34	Bryce Harris	G 33:58	4-8	0-0	0-0	1 6 7	5 3	8	1	0	0	1 1	-3
5	Jelani Williams	28:56	2-9	1-3	0-0	0 0 0	5 0	5	5	1	1	0 0	-4
30	Joshua Strong	04:20	1-1	1-1	0-0	0 0 0	0 0	3	0	0	0	0 0	0
23	Jordan Hairston	28:59	5-9	1-3	0-0	3 2 5	1 0	11	2	0	1	0 1	-3
40	AJ Magbregor	04:15	2-3	0-0	0-0	1 0 1	2 0	4	0	0	0	0 0	-2
4	Miles Stewart	14:40	4-5	0-0	0-0	0 1 1	1 1	8	0	1	1	0 1	-7
Team						1 3 4		0	3				
Totals			30-60	9-21	12-14	8 20 28	20 14	81	15	12	5	1 3	-5

Shooting By Period		
1st FG%	11-24	45.8%
3PT%	4-9	44.4%
FT%	3-3	100%
2nd FG%	16-28	57.1%
3PT%	5-9	55.6%
FT%	8-9	88.9%
OTFG%	3-8	37.5%
3PT%	0-3	0.0%
FT%	1-2	50%
GM FG%	30-60	50.0%
3PT%	12-21	42.9%
FT%	9-14	85.7%

Dead Ball Rebounds: 1 0

Technical Fouls: -05

Technical Fouls: NONE

CIN		HOW		Points from		Turnovers		Period by Period Scoring	
Biggest lead	7 (1 <sup>st</sup> 0:49)	6 (1 <sup>st</sup> 14:06)		12	10			1 <sup>st</sup>	2 <sup>nd</sup> OT1 TOT
Best Scoring Run	10 (2 <sup>nd</sup> 3:39)	12 (2 <sup>nd</sup> 10:55)		Paint	54 34			CIN	34 40 12 86
Lead Changes	5			Second Chance	28 10			HOW	29 45 7 81
Times Tied	8			Fast Breaks	12 7				
Time with Lead	25:57	13:48		Bench	38 31				

## Cincinnati 99, Florida Gulf Coast 62



Official Basketball Box Score - Final  
**FGCU at Cincinnati**  
12/03/23 Fifth Third Arena, Cincinnati  
Cincinnati vs. FGCU

Game Time: 1:00 PM  
Game Duration: 1:49  
Attendance: 9,812



Official Basketball Box Score - Final  
**Cincinnati at Xavier**  
12/09/23 Citrus Center, Cincinnati  
2023-24 Men's Basketball

Game Time: 6:30 PM  
Game Duration: 2:18  
Attendance: 10,724

Officials: Mike Roberts, Lamar Simpson, Tim Cloughery

Officials: Gerry Pollard, Antonio Petty, Blake Harris

FGCU - 62			Record: 2-7											
NO.	Name	Min	FG M-A	3P M-A	FT M-A	Rebounds OR DR TOT	Fouls PF FD	TP	AS	TO	ST	Blocks BS BA	+/-	
10	Zach Anderson	F 31:02	4-9	0-0	1-1	1 1 2	1 4	8	2	2	2	0 0	-20	
32	Keeshawn Kellman	F 27:26	11-16	0-1	1-2	5 1 6	1 2	23	1	1	0	2 1	-25	
1	Rahmir Barno	G 33:48	4-8	0-0	0 1 3	4 3 1	8 3	1	8	3	1	2 1	-23	
12	Franco Miller Jr.	G 23:37	0-5	0-1	0 0 0	0 0 0	0 1 0	5	2	0	0	0 0	-30	
23	Dallion Johnson	G 30:11	3-12	2-6	0 0 3	0 3 3	0 1 8	0	1	1	0	0 0	-26	
0	Dakota Rivers	13:35	2-2	1-1	0 0 2	2 1 1	5 0	1	1	1	1	0 0	-11	
55	Chase Johnston	24:51	4-12	2-8	0 0 2	2 1 0	10 2	0	0	0	0	0 0	-25	
4	Cyrus Largie	09:57	0-3	0-0	0 0 1	1 2 3	0 0 0	0	0	1	0	0 2	-20	
24	Josiah Shackelford	05:32	0-1	0-0	0 0 0	0 1 1	0 1 0	0	1	0	0	0 1	-5	
Team						1 0 1		0		0				
Totals			28-68	5-17	1-3	9 14 23	10 11	62	14	9	6	4 4	-37	
Technical Fouls: NONE														

Technical Fouls: NONE

NO. Name		Min	FG M-A	3P M-A	FT M-A	Rebounds OR DR TOT	Fouls PF FD	TP	AS	TO	ST	Blocks BS BA	+/-
30	Viktor Lakhin	F 24:01	8-10	1-1	2-3	4 5 9	2 2	19	6	0	1	1 0	23
55	Aziz Bandoago	C 23:42	5-8	0-0	0-0	0 1 1	0 1	10	1	0	1	2 0	33
1	Day Day Thomas	G 18:59	3-7	1-2	0-0	0 1 1	1 0	7	4	1	4	0 0	8
5	CJ Fredrick	G 25:56	6-7	5-6	2-3	1 0 1	0 1	19	0	0	0	0 0	11
15	John Newman III	G 25:06	3-7	1-1	0-0	1 3 4	2 0	7	3	1	1	0 0	14
0	Dan Skillings Jr.	20:32	1-7	0-1	1-1	2 10 12	2 3	3	4	3	0	0 2	25
33	Ody Oguama	18:45	6-8	1-1	0-0	2 2 4	3 0	13	1	3	0	1 1	14
2	Jizzle James	18:39	3-6	0-1	3-4	1 4 5	1 2	9	4	1	0	0 1	27
10	Josh Reed	11:27	2-5	0-2	0-0	3 2 5	4 0	4	0	0	0	0 0	17
11	C.J. Anthony	04:58	2-4	2-2	0-1	1 1	0 1	8	0	0	1	0 0	6
44	Sage Tolentino	03:11	0-0	0-0	0-0	0 0 0	0 0	0	0	0	0	0 0	3
14	Landen Long	02:22	0-0	0-0	0-0	0 0 0	0 0	0	0	0	0	0 0	2
21	Chase Kirkwood	02:22	0-0	0-0	0-0	0 0 0	0 0	0	0	1	0	0 0	2
Team						2 1 3		0	0				
Totals			39-69	11-19	10-13	16 30 46	11 10	99	23	10	8	4 4	37



## 2023-24 BOX SCORES

## Cincinnati 85, Bryant 53



Official Basketball Box Score - Final  
Bryant at Cincinnati  
12/12/23 Fifth Third Arena, Cincinnati  
Cincinnati vs. Bryant

Game Time: 7:00 PM  
Game Duration: 2:10  
Attendance: 9,303



Officials: Doug Simons, Todd Austin, Chase Shaw

Bryant - 53

Record: 6-6

NO.	Name	Min	FG	3P	FT	Rebounds	Fouls	TP	AS	TO	ST	Blocks	BS	BA	+/
			M-A	M-A	M-A	OR DR TOT	PF FD								
5	Daniel Rivera	F 12:51	2-6	0-1	0-0	1 3 4	5 3	4	0	2	1	0	1	-4	
7	Connor Withers	F 33:52	5-10	3-7	2-3	1 6 7	4 3	15	1	4	2	3	0	-24	
0	Earl Timberlake	G 32:34	6-12	0-1	0-1	2 3 5	3 2	12	4	1	1	3	2	-16	
2	Tyler Brelsford	G 33:01	4-9	1-3	1-2	0 2 2	0 4	10	4	0	1	0	2	-20	
3	Sherif Gross-Bullock	G 34:44	3-12	2-7	1-2	0 5 5	4 4	9	1	3	1	1	3	-20	
24	Rafael Pinzon	18:06	1-8	1-2	0-0	0 2 2	5 0	3	0	1	1	0	0	-10	
20	Miles Latimer	05:48	0-4	0-3	0-0	0 1 1	0 0	0	0	0	0	0	0	-6	
25	Doug Edert	21:47	0-2	0-1	0-1	0 4 4	1 0	0	2	0	1	0	2	-33	
22	Keyshawn Mitchell	02:48	0-1	0-0	0-0	0 0 0	0 0	0	0	0	0	0	0	-7	
20	Todd Rochelle	01:32	0-1	0-0	0-0	0 0 0	0 0	0	0	0	0	0	0	-7	
21	Aaron Davis	01:32	0-1	0-1	0-0	0 1 1	1 0	0	0	1	0	0	0	-7	
15	John Shannon	01:25	0-0	0-0	0-0	0 1 1	0 0	0	0	0	0	0	0	-6	
Team						0 1 1	0 0	0	0	0	0	0	0		
Totals			21-66	7-27	4-9	5 28 33	22 17	53	12	12	8	7	10	-32	

Cincinnati - 85

Record: 8-1

NO.	Name	Min	FG	3P	FT	Rebounds	Fouls	TP	AS	TO	ST	Blocks	BS	BA	+/
			M-A	M-A	M-A	OR DR TOT	PF FD								
30	Viktor Lakhin	F 21:52	3-8	0-0	1-2	5 7 12	1 1	7	2	4	1	1	2	2	
55	Aziz Bandoago	C 23:34	2-4	0-0	8-12	3 14 17	2 7	12	1	2	0	4	0	23	
1	Day Day Thomas	G 18:24	3-7	1-1	1-1	0 2 2	3 1	8	1	1	1	1	0	3	9
5	CJ Fredrick	G 30:30	4-8	3-7	3-3	0 2 2	1 1	14	1	1	0	0	0	-13	
15	John Newman III	G 22:52	3-8	0-2	5-6	3 3 5	3 3	11	2	1	2	1	0	14	
0	Dan Skillings Jr.	19:55	2-8	0-3	7-8	1 3 4	4 4	11	1	1	0	2	0	18	
2	Jizzle James	21:43	4-10	1-3	2-2	1 1 2	0 1	11	3	1	1	1	1	21	
33	Ody Oguama	14:48	1-3	0-0	0-0	1 5 6	2 0	2	1	1	1	0	1	14	
41	Simas Lukosius	23:32	3-5	1-1	0-1	1 4 5	1 2	7	2	3	0	0	0	16	
10	Josh Reed	01:25	0-0	0-0	2-2	0 1 1	0 1	2	1	0	0	0	0	6	
11	C.J. Anthony	01:25	0-1	0-0	0-0	0 0 0	0 0	0	0	0	0	0	0	6	
Team						1 0 1	0 0	0	0	0	0	0	0		
Totals			25-62	6-17	29-37	15 42 57	17 21	85	15	15	5	10	7	32	

Technical Fouls: NONE

	BRY	CIN	Points from	BRY	CIN	Period by Period Scoring
Biggest lead	6 (1 <sup>st</sup> 15:10)	33 (2 <sup>nd</sup> 0:28)	Turnovers	8	10	
Best Scoring Run	5 (1 <sup>st</sup> 18:05)	18 (2 <sup>nd</sup> 0:28)	Paint	26	36	
Lead Changes	1		Second Chance	4	8	BRY 27 26 53
Times Tied	1		Fast Breaks	4	12	
Time with Lead	06:16	32:10	Bench	3	33	CIN 30 55 85

## Dayton 82, Cincinnati 68

Official Basketball Box Score - Final  
Dayton at Cincinnati  
12/16/23 Heritage Bank Arena, Cincinnati  
2023-24 Men's Basketball

Game Time: 7:00 PM  
Game Duration: 2:04  
Attendance: 12,547

Officials: Ron Groover, Amy Bonner, Chance Moore

Dayton - 82

Record: 8-2

NO.	Name	Min	FG	3P	FT	Rebounds	Fouls	TP	AS	TO	ST	Blocks	BS	BA	+/
			M-A	M-A	M-A	OR DR TOT	PF FD								
2	Nate Santos	F 37:47	2-8	0-3	5-5	3 5 8	3 3	9	0	0	0	0	0	10	
15	DaRon Holmes II	F 34:38	10-17	3-5	5-7	0 7 7	3 5	28	0	0	0	5	2	7	
0	Javon Bennett	G 23:59	0-4	0-3	2-2	0 1 1	0 2	2	2	3	2	0	0	10	
6	Enoch Cheeks	G 21:34	1-2	0-1	2-2	0 5 5	2 1	4	2	2	1	0	0	4	
24	Kobe Elvis	G 30:39	6-11	1-4	14-14	1 4 5	1 8	27	3	1	0	0	1	12	
4	Koby Brea	G 33:33	4-5	4-5	0-0	0 5 5	0 0	12	2	0	0	1	0	14	
12	Petrus Padegimas	13:09	0-0	0-0	0-0	0 0 0	3 0	0	0	0	0	1	0	12	
13	Isaac Jack	04:41	0-2	0-0	0-0	1 0 1	1 0	0	0	0	0	0	0	1	
Team						1 1 2	0 0	0	0	0	0	0	0		
Totals			23-49	8-21	28-30	6 28 34	13 19	82	9	6	3	7	3	14	

Technical Fouls: NONE

Cincinnati - 68

Record: 8-2

NO.	Name	Min	FG	3P	FT	Rebounds	Fouls	TP	AS	TO	ST	Blocks	BS	BA	+/
			M-A	M-A	M-A	OR DR TOT	PF FD								
30	Viktor Lakhin	F 22:01	2-9	0-5	0-1	3 4 7	3 1	4	1	1	0	0	0	-2	
55	Aziz Bandoago	C 27:35	4-5	0-0	2-6	6 6 12	2 6	10	1	1	0	1	1	0	
1	Day Day Thomas	G 25:09	5-13	1-5	1-2	0 1 1	3 1	12	1	1	0	1	1	-7	
5	CJ Fredrick	G 22:27	2-6	1-4	0-0	0 0 0	3 0	5	1	1	0	0	0	-13	
15	John Newman III	G 22:00	1-7	0-2	2-2	2 3 5	2 2	4	2	0	2	0	2	-11	
33	Ody Oguama	06:49	1-2	0-0	0-0	1 1 2	0 0	2	0	0	0	0	0	-12	
0	Dan Skillings Jr.	23:10	3-8	0-0	0-1	3 2 5	3 1	6	2	0	0	0	2	-6	
2	Jizzle James	21:01	3-8	1-1	0-0	2 0 2	1 0	7	1	1	1	0	0	-11	
41	Simas Lukosius	22:11	5-10	3-8	1-2	0 1 1	2 1	14	2	1	0	1	0	-1	
13	Jamille Reynolds	07:38	1-5	0-0	2-2	1 1 2	0 1	4	0	0	0	0	1	-7	
Team						2 2 4	0 0	0	1	0	0	0	0		
Totals			27-73	6-25	8-16	20 21 41	19 13	68	11	7	3	3	7	-14	

Technical Fouls: NONE

	UD	UC	Points from	UD	UC	Period by Period Scoring
Biggest lead	18 (2 <sup>nd</sup> 9:02)	5 (1 <sup>st</sup> 19:05)	Turnovers	8	2	
Best Scoring Run	7 (1 <sup>st</sup> 16:03)	6 (1 <sup>st</sup> 5:09)	Paint	30	38	
Lead Changes	3		Second Chance	2	20	UD 35 47 82
Times Tied	2		Fast Breaks	10	0	
Time with Lead	34:00	04:30	Bench	12	33	UC 29 39 68

## Cincinnati 65, Merrimack 49



Official Basketball Box Score - Final  
Merrimack at Cincinnati  
12/19/23 Fifth Third Arena, Cincinnati  
Cincinnati vs. Merrimack

Game Time: 7:00 PM  
Game Duration: 1:57  
Attendance: 9,477



Officials: Rick Crawford, Bart Smith, Lee Cassell

Merrimack - 49

Record: 5-7

NO.	Name	Min	FG	3P	FT	Rebounds	Fouls	TP	AS	TO	ST	Blocks	BS	BA	+/
			M-A	M-A	M-A	OR DR TOT	PF FD								
2	Samba Diallo	F 29:20	1-4	0-2	0-0	0 4 4	1 1	2	0	4	1	0	1	-26	
11	Bryan Etumnu	F 17:05	2-6	1-3	0-0	1 4 5	3 0	5	0	0	1	2	1	-20	
0	Adam Clark	G 29:34	2-12	0-3	0-0	1 1 2	3 2	4	4	2	2	0	1	-24	
4	Jordan Derkaak	G 31:15	6-10	3-4	3-4	0 1 1	3 4	13	2	7	1	0	1	-18	
24	Jordan McKoy	G 24:40	1-4	1-4	0-0	1 1 1	3 0	3	1	1	1	0	0	-1	
1	Jaylen Stinson	19:11	2-4	1-1	0-0	0 1 1	2 0	5	0	1	1	0	1	10	
5	Devon Savage	20:48	3-6	3-6	0-0	0 2 2	1 0	9	0	1	0	0	0	1	
20	Jacob O'Connell	22:55	1-7	0-4	1-2	2 3 5	1 1	3	1	1	1	1	0	4	
41	Armandas Plintauskas	05:12	0-0	0-0	0-0	1 0 1	0 0	0	0	0	0	0	0	-6	
Team						1 2 3	0 0	0	2	0	0	0	0		
Totals			18-53	9-27	4-6	6 19 25	15 7	49	8	19	8	3	5	-16	

Technical Fouls: NONE

NO.	Name	Min	FG	3P	FT	Rebounds	Fouls	TP	AS	TO	ST	Blocks	BS	BA	+/
			M-A	M-A	M-A	OR DR TOT	PF FD								
30	Viktor Lakhin	F 26:35	8-14	0-0	2-3	3 4 7	0 2	18	3	3	0	2	0	20	
33	Ody Oguama	F 21:08	3-7	0-1	2-5	1 2 3	2 3	8	0	1	0	1	1	5	
41	Simas Lukosius	F 34:16	3-4	3-3	2-2	0 2 2	1 2	11	3	3	0	0	1	15	
1	Day Day Thomas	G 27:03	1-4	1-3	4-4	0 3 3	2 3	7	4	1	2	0	0	11	
15	John Newman III	G 32:02	1-5	0-2	0-0	1 5 6	3 0	1	2	4	3	0	0	17	
0	Dan Skillings Jr.	14:40	2-4	0-1	1-2	1 2 3	0 1	5	1	2	1	1	0	0	
2	Jizzle James	23:12	2-6	0-0	0-0	0 3 3	0 0	4	2	1	2	1	0	16	
13	Jamille Reynolds	14:28	3-9	0-0	1-3	6 5 11	2 3	7	1	3	0	0	1	-3	
10	Josh Reed	06:37	1-2	1-2	0-0	0 4 4	0 0	3	0	0	0	0	0	-1	
Team						3 0 3	0 0	0	0	0	0	0	0		
Totals			24-55	5-12	12-19	15 30 45	7 15	65	16	18	8	5	3	16	

Technical Fouls: NONE

	MER	CIN	Points from	MER	CIN	Period by Period Scoring			
Biggest lead	2 (1 <sup>st</sup> 19:12)	21 (2 <sup>nd</sup> 0:53)	Turnovers	4	28		1st	2nd	TOT
Best Scoring Run	8 (2 <sup>nd</sup> 7:52)	10 (1 <sup>st</sup> 11:18)	Paint	18	38				
Lead Changes		1	Second Chance	6	11	MER	17	32	49
Times Tied		1	Fast Breaks	0	12				
Time with Lead	01:12	37:12	Bench	17	19	CIN	27	38	65

## 2023-24 BOX SCORES

## Cincinnati 76, Evansville 58



Official Basketball Box Score - Final  
**Evansville at Cincinnati**  
12/29/23 Fifth Third Arena, Cincinnati  
Cincinnati vs. Evansville

Game Time: 7:00 PM  
Game Duration: 1:57  
Attendance: 10,977



Officials: Gerry Pollard, Amy Bonner, Chance Moore

Evansville - 58

Record: 10-3

NO. Name		Min	FG M-A	3P M-A	FT M-A	Rebounds OR DR TOT	Fouls PF FD	TP	AS	TO	ST	Blocks BS BA	+/-	
10 Yacine Tourni	F	37:25	8-13	1-2	0-1	1 8 9	2 1	17	2	3	1	2	3	-18
11 Joshua Hughes	F	34:46	3-7	0-1	1-3	1 6 7	1 3	7	4	2	2	3	0	-12
2 Antonio Thomas	G	24:57	0-4	0-0	2-2	1 0 1	1 1	2	1	2	0	0	2	-21
3 Cameron Haffner	G	18:19	1-5	0-2	0-1	0 1 1	3 1	2	1	0	1	0	1	-6
20 Kenny Strawbridge	G	32:34	5-13	1-2	3-4	0 2 2	3 3	14	2	0	1	1	2	-20
00 Gage Bobe	F	19:30	1-4	0-2	0-0	0 0 0	0 0	2	1	0	2	0	0	2
1 Tanner Cuff	F	27:15	6-12	1-3	0-0	1 3 4	2 2	13	1	3	0	1	0	-9
22 Sekou Kalle		05:14	0-0	0-0	1-2	0 1 1	1 1	1	0	0	0	0	0	-6
Team						1 3 4		0		1				
Totals			24-58	3-12	7-13	5 24 29	13 12	58	12	11	7	7	8	-18

Technical Fouls: NONE

Cincinnati - 76

Record: 11-2

NO. Name		Min	FG M-A	3P M-A	FT M-A	Rebounds OR DR TOT	Fouls PF FD	TP	AS	TO	ST	Blocks BS BA	+/-
13 Jamille Reynolds	F	17:54	2-6	0-1	0-0	0 6 6	1 0	4	0	0	1	1	7
30 Viktor Lakhin	F	29:49	5-13	0-3	1-2	2 7 9	2 2	11	4	1	0	2	10
41 Simas Lukosius	F	28:43	5-9	5-8	0-1	1 5 6	1 1	15	3	3	1	0	24
1 Day Day Thomas	G	30:24	2-10	1-4	5-6	1 5 6	0 6	10	7	2	4	2	18
15 John Newman III	G	30:31	6-8	2-3	2-2	1 1 2	1 1	16	3	2	0	2	13
0 Dan Skillings Jr.		24:50	4-12	1-4	1-2	3 2 5	1 1	10	1	2	1	0	2
2 Jizzle James		15:03	1-6	1-3	1-2	1 0 1	1 1	4	2	1	0	0	1
10 Josh Reed		17:20	2-3	2-3	0-0	1 3 4	4 0	6	2	0	0	1	25
33 Ody Oguama		05:27	0-2	0-0	0-0	2 1 3	1 1	0	0	0	0	0	-6
Team						6 1 7		0	1				
Totals			27-69	12-29	10-15	18 31 49	12 13	76	22	12	7	8 7	18
Technical Fouls: NONE													

Technical Fouls: NONE

	EVA	CIN							
Biggest lead	10 (2 <sup>nd</sup> 19:44)	20 (2 <sup>nd</sup> 0:19)	Points from	EVA	CIN	Period by Period Scoring			
Best Scoring Run	10 (1 <sup>st</sup> 1:29)	8 (2 <sup>nd</sup> 18:24)	Turnovers	13	12	1st	2nd	TOT	
			Paint	28	26				
Lead Changes	10		Second Chance	6	17	EVA	40	18	58
Times Tied	4		Fast Breaks	0	5	CIN	32	44	76
Time with Lead	11:21	26:07	Bench	16	20				

## Cincinnati 71, No. 12 BYU 60

Official Basketball Box Score - Final  
**Cincinnati at BYU**  
01/06/24 Marriott Center, Provo  
2023-24 Men's Basketball

Game Time: 6:00 PM  
Game Duration: 2:03  
Attendance: 16,879

Officials: Tony Padilla, Darron George, Bobby Bissant

Cincinnati - 71

Record: 12-2 (1-0)

NO.	Name		Min	FG	3P	FT	Reb	DR	Tot	Fouls	TP	AS	TO	ST	Blocks	+/-	Shooting By Period				
				M-A	M-A	M-A									BS		BA	1st	FG%	2nd	FG%
30	Viktor Lakhin	F	28:51	6-11	2-3	3-6	2	5	7	0	3	17	2	3	1	0	0	14	3PT%	2-6	33.3%
41	Simas Lukosius	F	29:27	0-4	0-2	4-4	0	4	4	0	2	4	3	4	0	0	0	8	FT%	8-9	88.9%
0	Dan Skillings Jr.	G	19:52	4-8	1-3	1-1	1	4	5	1	2	10	2	1	1	0	0	-3	2nd FG%	16-29	55.2%
1	Day Day Thomas	G	27:49	0-7	0-2	5-6	2	2	4	3	4	5	2	7	0	0	2	7	3PT%	4-9	44.4%
15	John Newman III	G	32:47	4-6	0-1	0-0	1	4	5	3	2	8	1	3	3	1	0	13	FT%	11-15	73.3%
55	Aziz Bandaogo		22:17	4-5	1-1	3-4	0	11	11	3	2	12	1	0	0	1	0	12	GM FG%	23-54	42.6%
33	Ody Oguama		03:14	0-2	0-0	0-0	1	1	2	1	0	0	0	0	0	0	0	-3	3PT%	6-15	40.0%
2	Jizzle James		13:07	4-7	1-2	3-3	1	2	3	2	3	12	1	0	0	0	0	11	FT%	19-24	79.2%
10	Josh Reed		17:19	1-2	1-1	0-0	0	1	1	0	0	3	0	1	2	0	0	-9	Dead Ball Rebounds: 1.0		
13	Jamille Reynolds		05:17	0-2	0-0	0-0	0	0	0	0	1	0	1	0	1	0	1	-5			
Team							2	1	3	0		0		0							
Totals					23-54	6-15	19-24	10	35	45	14	19	71	13	19	8	2	3	11		

Technical Fouls: NONE

BYU - 60

Record: 12-2 (0-1)

NO. Name	Min	FG		3P		FT		Reb		Fouls		TP	AS	TO	ST	Blocks		+/-	Shooting By Period		
		M	A	M	A	M	A	OR	DR	PF	FD					BS	BA				
0 Noah Waterman	F 29:13	3-12	1-9	0-0	2	6	8	1	7	1	1	7	1	1	0	1	-9	1st FG%	11-30	36.7%	
50 Aly Khalifa	C 18:11	0-1	0-1	0-0	0	4	4	1	0	6	3	2	1	0	1	-1	3PT%	7-22	31.8%		
20 Spencer Johnson	G 23:26	3-9	0-3	0-0	0	3	3	1	3	6	2	0	2	0	1	0	FT%	2-2	100%		
21 Trevin Knell	G 29:29	9-16	9-14	0-2	3	1	4	1	2	27	1	2	1	0	0	-3	2nd FG%	10-34	29.4%		
30 Dalin Hall	G 32:54	3-13	2-12	2-3	1	3	4	4	3	10	3	2	1	0	0	-4	3PT%	6-24	25.0%		
2 Jaxon Robinson	27:05	2-7	1-5	0-0	0	2	2	2	1	5	1	1	1	0	0	-19	FT%	3-8	37.5%		
45 Fousseyni Traore	08:24	0-1	0-0	1-2	1	1	2	2	1	1	1	2	1	0	0	-4	GM FG%	21-64	32.8%		
15 Richie Saunders	13:03	1-5	0-2	0-1	2	2	4	2	1	2	0	0	0	1	1	0	3PT%	13-46	28.3%		
1 Trey Stewart	04:23	0-0	0-0	0-0	0	0	0	0	2	0	1	4	0	0	0	-3	FT%	5-10	50.0%		
4 Atiki Ally Atiki	11:09	0-0	0-0	2-2	1	0	1	3	2	2	0	2	1	1	0	-3	Dead Ball Rebounds: 2.0				
25 Dawson Baker	02:43	0-0	0-0	0-0	0	0	0	0	0	0	1	0	0	0	0	-4					
Team					1	3	4			0		0									
Totals		21-64	13-46	5-10	11	25	36	19	14	60	16	18	10	3	2	-11	Technical Fouls: NONE				

Technical Fouls: NONE

	CIN	BYU
Biggest lead	11 (2 <sup>nd</sup> 2:51)	10 (1 <sup>st</sup> 3:04)
Best Scoring Run	10 (2 <sup>nd</sup> 7:24)	11 (1 <sup>st</sup> 3:04)
Lead Changes	5	
Times Tied	3	
Time with Lead	13:29	25:08

Points from	CIN	BYU
Turnovers	17	19
Paint	30	12
Second Chance	14	5
Fast Breaks	13	16
Bench	27	10

Period by Period Scoring			
	1st	2nd	TOT
CIN	24	47	71
BYU	31	29	60

## No. 25 Texas 74, Cincinnati 73



Official Basketball Box Score - Final  
**Texas at Cincinnati**  
01/09/24 Fifth Third Arena, Cincinnati  
Cincinnati vs. Texas

Game Time: 7:00 PM  
Game Duration: 1:58  
Attendance: 11,014

Officials: James Breeding, Antonio Petty, Terry Ogilby

Texas - 74

Record: 12-3 (1-1)

NO. Name	Min	FG M-A	3P M-A	FT M-A	Rebounds OR DR TOT	Fouls PF FD	TP	AS	TO	ST	Blocks BS BA	+/-
1 Dylan Disu	F 33:50	13-23	4-10	3-4	0 6 6	4 2	33	1	4	4	2	1 5
23 Dillon Mitchell	F 36:35	4-6	0-1	2-2	0 4 4	2 1	10	1	1	0	0	0 -4
30 Brock Cunningham	F 20:54	0-1	0-1	2-2	2 3 5	2 1	2	4	0	0	0	0 -7
3 Max Abmas	G 35:10	6-14	3-7	0-0	0 3 3	3 3	15	5	2	1	0	1 -4
4 Tyrese Hunter	G 31:01	4-9	0-1	2-2	0 1 1	2 2	10	3	3	1	0	2 1
9 Ithiel Horton	13:15	0-1	0-0	0-0	0 2 2	2 0	0	1	0	0	0	0 5
21 Ze'rik Onyema	15:14	2-3	0-0	0-0	3 2 5	2 1	4	0	1	1	1	1 2
2 Chendall Weaver	14:01	0-0	0-0	0-0	0 0 0	2 0	0	0	0	1	0	0 7
Team					0 2 2		0		0			
Totals		29-57	7-20	9-10	5 23 28	19 10	74	15	11	8	3	5 1

Technical Fouls: NONE

Technical Fouls: NONE

Cincinnati - 73

Record: 12-3 (1-1)

NO. Name		Min	FG M-A	3P M-A	FT M-A	Rebounds OR DR TOT	Fouls PF FD	TP	AS	TO	ST	Blocks BS BA	+/-
30 Viktor Lakhin	F	27:26	7-12	1-3	2-5	0 4 4	0 6 7	17	3	1	2	2 0	-8
41 Simas Lukosius	F	28:37	7-10	3-6	2-2	0 2 2	0 1 1	19	4	3	0	0 0	0
55 Aziz Bandaogo	C	15:35	0-3	0-0	0-1	2 3 5	2 3 0	2	0	1	0	1 0	-10
1 Day Day Thomas	G	25:21	1-7	0-0	0-0	1 2 3	1 1 2	3	1	0	0	0 0	-4
15 John Newman III	G	29:32	1-6	1-2	2-3	2 4 6	2 4 5	5	2	4	2	0 1	15
0 Dan Skillings Jr.		21:35	3-8	0-3	1-1	0 3 3	1 2 7	7	0	2	0	0 0	-3
2 Jizzle James		14:39	2-5	0-0	0-0	1 0 1	2 0 4	2	2	1	1	1 1	3
10 Josh Reed		17:14	2-3	2-2	0-0	0 2 2	0 0 6	1	0	0	0	0 0	-5
33 Ody Oguama		02:23	1-1	0-0	0-0	0 0 0	0 0 2	0	0	0	0	0 0	-6
13 Jamille Reynolds		17:38	5-6	0-1	1-3	1 2 3	2 2 11	0	1	0	2	0 0	13
Team						4 1 5		0		1			
Totals			29-61	7-17	8-15	11 23 34	10 19 73	17	15	6	5	3 3	-1

Technical Fouls: NONE

	TEX	CIN
Biggest lead	7 (1 <sup>st</sup> 7:24)	5 (1 <sup>st</sup> 14:11)
Best Scoring Run	7 (1 <sup>st</sup> 10:52)	11 (1 <sup>st</sup> 14:11)
Lead Changes	14	
Times Tied	14	
Time with Lead	18:28	11:27

Points from	TEX	CIN
Turnovers	22	13
Paint	30	28
Second Chance	6	13
Fast Breaks	6	9
Bench	4	30

Period by Period Scoring			
	1st	2nd	TOT
TEX	41	33	74
CIN	39	34	73

## No. 14 Baylor 62, Cincinnati 59

Official Basketball Box Score - Final  
**Cincinnati at Baylor**  
01/13/24 Foster Pavilion, Waco  
2023-24 Men's Basketball

Game Time: 7:00 PM  
Game Duration: 2:12  
Attendance: 7,500

Officials: Keith Kimble, Bret Smith, Steve Divine

Cincinnati - 59

Record: 12-4 (1-2)

NO.	Name		Min	FG		3P		FT		Reb		Fouls		TP	AS	TO	ST	Blocks		+/-	Shooting By Period		
				M	A	M	A	M	A	OR	DR	TOT	PF					FD	BS		BA	1st	2nd
30	Viktor Lakhin	F	23:56	3-5	0-0	1-2	1	0	1	5	1	7	1	2	2	0	0	3			3PT%	12-30	40.0%
41	Simas Lukosius	F	31:49	1-10	0-7	0-0	1	2	3	2	1	2	5	2	2	0	0	-4			FT%	2-4	50%
0	Dan Skillings Jr.	G	32:30	9-14	4-6	2-3	3	3	6	3	3	24	1	0	1	0	0	5			2nd FT%	12-31	38.7%
1	Day Day Thomas	G	28:53	6-15	0-5	3-3	0	2	2	1	3	15	2	0	0	0	1	4			3PT%	3-13	23.1%
15	John Newman III	G	33:49	1-4	0-1	0-0	3	4	7	2	2	2	1	0	0	0	0	-1			FT%	5-8	62.5%
13	Jamille Reynolds		21:08	3-6	0-0	1-4	0	6	6	3	2	7	0	2	0	0	1	0	-8		GM FT%	24-61	39.3%
2	Jizzle James		11:07	1-6	0-1	0-0	0	0	0	0	0	1	2	0	0	0	0	1	-7		3PT%	4-21	19.0%
10	Josh Reed		13:30	0-1	0-1	0-0	0	1	1	0	0	0	1	1	2	0	0	0	-4		FT%	7-12	58.3%
33	Ody Oguama		03:00	0-0	0-0	0-0	0	0	0	0	0	0	0	0	0	0	0	-3					
Team							4	2	6			0	0	3							Dead Ball Rebounds: 5, 0		
Totals					24-61	4-21	7-12	12	20	32	16	13	59	11	10	7	1	2	-3				

## 2023-24 BOX SCORES

## Cincinnati 81, No. 19 TCU 77 (OT)

## No. 15 Oklahoma 69, Cincinnati 65



Official Basketball Box Score - Final  
**TCU at Cincinnati**  
 01/16/24 Fifth Third Arena, Cincinnati  
 Cincinnati vs. TCU

Game Time: 7:00 PM  
 Game Duration: 2:29  
 Attendance: 10,314



Official Basketball Box Score - Final  
**Oklahoma at Cincinnati**  
 01/20/24 Fifth Third Arena, Cincinnati  
 Cincinnati vs. Oklahoma

Game Time: 1:00 PM  
 Game Duration: 2:25  
 Attendance: 12,406

Officials: Rick Crawford, Darron George, Amy Bonner

Officials: Kelly Self, Jeb Hartness, Blake Harris

TCU - 77

Record: 13-4 (2-2)

NO. Name	Min	FG M-A	3P M-A	FT M-A	Rebounds OR DR TOT	Fouls PF FD	TP	AS	TO	ST	Blocks BS BA	+/-
2 Emanuel Miller	F 39:14	5-14	2-5	3-4	0 3 3	3 2	15	5	2	1	0 1 0	0
8 Ernest Udeh Jr.	C 23:36	5-8	0-0	1-2	6 3 9	1 4	11	1	1	5	0 0 -5	
0 Micah Peavy	G 35:30	4-9	1-1	2-4	2 3 5	3 2	11	2	1	2	0 0 -5	
3 Avery Anderson III	G 24:57	1-5	1-3	0-0	0 2 2	4 0	3	6	6	0 1 1	3	
11 Trevian Tennyson	G 39:26	6-12	5-8	0-0	0 3 3	2 0	17	2	2	1	0 0 -4	
4 Jameer Nelson Jr.	25:37	6-15	1-5	0-2	2 3 5	1 5	13	4	4	0 0 2	-7	
12 Xavier Cork	07:31	0-0	0-0	0-0	0 0 0	3 0	0	0	0	0 0 0	-5	
21 JaKobe Coles	18:36	3-8	1-3	0-0	1 2 3	3 1	7	0	1	1 1 0	-6	
4 Essam Mostafa	08:45	0-1	0-0	0-0	1 3 4	1 0	0	0	0	0 0 0	9	
5 Chuck O'Bannon	01:48	0-0	0-0	0-0	0 0 0	1 1	0	0	1	0 0 0	0	
Team					6 1 7		0	1				
Totals		30-72	11-25	6-12	18 23 41	19 15	77	20	19	10	2 6 -4	

Technical Fouls: NONE

Shooting By Period	1st	2nd	3rd	4th	OT
FG%	13.29	44.8%			
3PT%	6-11	54.5%			
FT%	1-2	50%			
2nd FG%	14-35	40.0%			
FT%	5-12	41.7%			
OT FG%	3-8	37.5%			
FT%	0-2	0.0%			
GM FG%	30-72	41.7%			
3PT%	11-25	44.0%			
FT%	6-12	50.0%			

Dead Ball Rebounds: 4, 3

Oklahoma - 69

Record: 15-3 (3-2)

NO. Name	Min	FG M-A	3P M-A	FT M-A	Rebounds OR DR TOT	Fouls PF FD	TP	AS	TO	ST	Blocks BS BA	+/-
10 Sam Godwin	F 10:39	0-2	0-0	0-0	1 1 2	4 0	0	1	1	0 0 2	-3	
14 Jalon Moore	F 31:28	4-8	1-2	0-0	3 7 10	3 1	9	0	1	1 2 0	8	
2 Javian McCollum	G 33:11	6-16	0-4	4-4	1 5 6	2 4	16	3	1	1 0 0	4	
3 Otega Owheh	G 29:14	4-9	1-2	5-6	1 3 4	3 3	14	1	0	1 0 2	5	
12 Milos Uzan	G 29:10	1-6	0-1	0-0	1 3 4	4 1	2	3	2	1 0 2	2	
1 John Hugley IV	23:49	4-8	1-2	2-2	0 0 0	2 2	11	0	2	0 1 1	4	
5 Rivaldo Soares	20:44	2-3	1-2	3-3	1 4 5	0 2	8	0	2	0 1 0	-2	
0 LeTre Darthard	14:18	2-3	1-1	2-3	0 1 1	2 2	7	0	0	0 0 0	-1	
45 Luke Northweather	07:27	1-3	0-2	0-0	0 1 1	0 0	2	0	0	0 0 0	3	
Team					5 3 8		0	1				
Totals		24-58	5-16	16-18	13 28 41	20 15	69	8	10	4 4 7	4	

Technical Fouls: NONE

Shooting By Period	1st	2nd	3rd	4th	OT
FG%	10-26	38.5%			
3PT%	2-8	25.0%			
FT%	9-9	100%			
2nd FG%	14-32	43.8%			
FT%	3-8	37.5%			
GM FG%	24-58	41.4%			
3PT%	5-16	31.3%			
FT%	16-18	88.9%			

Dead Ball Rebounds: 0, 0

Cincinnati - 81

Record: 13-4 (2-2)

NO. Name	Min	FG M-A	3P M-A	FT M-A	Rebounds OR DR TOT	Fouls PF FD	TP	AS	TO	ST	Blocks BS BA	+/-
30 Viktor Lakhin	F 33:22	5-6	1-2	0-0	2 3 5	1 1	11	3	1	1 2 0	3	
41 Simas Lukosius	F 30:20	2-6	1-3	2-2	0 0 0	1 2	7	1	3	0 0 1	-8	
0 Dan Skillings Jr.	G 30:51	5-11	1-3	2-6	2 4 6	0 3	13	2	1	2 0 0	-2	
1 Day Day Thomas	G 32:39	9-17	1-2	2-2	1 3 4	1 3	21	6	3	3 0 0	2	
15 John Newman III	G 32:07	8-12	2-3	2-5	2 5 7	2 5	20	1	1	2 0 0	-3	
13 Jamille Reynolds	07:35	0-1	0-0	0-0	1 1 2	1 0	0	0	1	0 0 0	-10	
2 Jizzle James	12:21	0-3	0-1	1-2	0 1 1	2 1	1	4	0	0 0 1	2	
33 Ody Oguama	02:06	0-0	0-0	0-0	0 0 0	2 0	0	0	1	0 0 0	-2	
55 Aziz Bandaogo	26:50	2-2	0-0	2-4	1 5 6	5 4	6	0	3	0 2 0	12	
10 Josh Reed	16:49	1-3	0-2	0-0	0 3 3	0 0	2	0	1	0 0 0	1	
Team					0 1 1		0	0				
Totals		32-61	6-16	11-21	9 26 35	15 19	81	17	15	8 6 2	4	

Technical Fouls: NONE

Shooting By Period	1st	2nd	3rd	4th	OT
FG%	14-28	50.0%			
3PT%	3-9	33.3%			
FT%	1-2	50%			
2nd FG%	14-27	51.9%			
3PT%	1-4	25.0%			
FT%	6-15	40%			
OT FG%	4-6	66.7%			
3PT%	2-3	66.7%			
FT%	4-4	100%			
GM FG%	32-61	52.5%			
3PT%	6-16	37.5%			
FT%	11-21	52.4%			

Dead Ball Rebounds: 4, 0

Cincinnati - 65

Record: 13-5 (2-3)

NO. Name	Min	FG M-A	3P M-A	FT M-A	Rebounds OR DR TOT	Fouls PF FD	TP	AS	TO	ST	Blocks BS BA	+/-
30 Viktor Lakhin	F 30:57	2-7	0-2	1-3	2 5 7	0 5	5	1	2	0 5 0	-2	
41 Simas Lukosius	F 30:51	5-14	4-12	3-5	2 4 6	1 3	17	0	1	0 0 1	-3	
55 Aziz Bandaogo	C 24:22	2-4	0-1	1-2	2 3 5	3 4	5	2	0	1 2 0	-8	
1 Day Day Thomas	G 27:49	3-8	0-1	2-3	0 0 0	3 2	8	6	2	1 0 2	0	
15 John Newman III	G 31:10	5-9	2-4	2-2	0 5 5	3 2	14	1	1	3 0 1	6	
0 Dan Skillings Jr.	17:35	0-3	0-2	1-2	1 3 4	3 2	1	1	0	1 0 0	-5	
2 Jizzle James	12:04	2-6	1-2	0-0	0 0 0	0 0	5	3	0	0 0 0	-7	
13 Jamille Reynolds	12:48	3-4	0-0	0-1	1 2 0	0 0	6	0	1	0 0 0	1	
10 Josh Reed	12:22	0-2	0-2	4-5	0 0 0	2 2	4	1	1	0 0 0	-2	
11 C.J. Anthony	00:02	0-0	0-0	0-0	0 0 0	0 0	0	0	0	0 0 0	0	
Team					4 1 5		0	0				
Totals		22-57	7-26	14-22	12 22 34	15 20	65	15	8	6 7 4	-4	

Technical Fouls: NONE

Shooting By Period	1st	2nd	3rd	4th	OT
FG%	11-33	33.3%			
3PT%	3-13	23.1%			
FT%	6-10	60%			
2nd FG%	11-24	45.8%			
3PT%	4-13	30.8%			
FT%	8-12	66.7%			
GM FG%	22-57	38.6%			
3PT%	7-26	26.9%			
FT%	14-22	63.6%			

Dead Ball Rebounds: 3, 1

	TCU	CIN
Biggest lead	11 (1st 7:33)	4 (1st OT 0:05)
Best Scoring Run	9 (2nd 13:21)	7 (1st 2:33)
Lead Changes	9	
Times Tied	6	
Time with Lead	37:09	04:02

Points from	TCU	CIN
Turnovers	12	19
Paint	30	50
Second Chance	18	11
Fast Breaks	13	17
Bench	20	9

Period by Period Scoring	1st	2nd	OT	TOT
TCU	33	34	10	77
CIN	32	35	14	81

	OKL	CIN
Biggest lead	9 (2nd 9:23)	5 (1st 14:17)
Best Scoring Run	8 (1st 7:51)	5 (1st 5:36)
Lead Changes	9	
Times Tied	4	
Time with Lead	20:55	15:52

Points from	OKL	CIN
Turnovers	10	5
Paint	34	28
Second Chance	17	13
Fast Breaks	7	10
Bench	28	16

Period by Period Scoring	1st	2nd	TOT
OKL	31	38	69
CIN	31	34	65

## No. 7 Kansas 74, Cincinnati 69

## Cincinnati 68, UCF 57



Official Basketball Box Score - Final  
**Cincinnati at Kansas**  
 01/22/24 Allen Fieldhouse, Lawrence  
 2023-24 Men's Basketball

Game Time: 8:07 PM  
 Game Duration: 2:10  
 Attendance: 16,300



Official Basketball Box Score - Final  
**UCF at Cincinnati**  
 01/27/24 Fifth Third Arena, Cincinnati  
 Cincinnati vs. UCF

Game Time: 7:00 PM  
 Game Duration: 2:03  
 Attendance: 12,112

Officials: Doug Simons, Tony Padilla, Marques Pettigrew

Officials: Kipp Kissinger, Tyler Kumpf, Christopher Merlo

Cincinnati - 69

Record: 13-6 (2-4)

NO. Name	Min	FG M-A	3P M-A	FT M-A	Rebounds OR DR TOT	Fouls PF FD	TP	AS	TO	ST	Blocks BS BA	+/-
30 Viktor Lakhin	F 26:21	1-6	0-1	5-8	4 4 8	3 5	7	2	1	0 0 0	-4	
41 Simas Lukosius	F 26:48	1-9	0-6	2-2	1 2 3	2 1	4	1	2	1 1 0	-2	
55 Aziz Bandaogo	C 28:30	2-3	0-0	2-2	3 8 11	2 2	6	0	4	0 1 1	4	
1 Day Day Thomas	G 22:46	4-10	0-3	1-1	2 1 3	5 1	9	3	1	1 0 0	-1	
15 John Newman III	G 28:03	4-8	0-1	3-4	1 1 2	3 2	11	0	1	1 0 0	-13	
0 Dan Skillings Jr.	31:18	6-14	3-6	1-2	3 3 5	3 1	16	0	3	2 0 0	3	
13 Jamille Reynolds	11:02	2-4	0-0	2-2	1 2 3	1 2	6	0	1	0 0 0	-10	
2 Jizzle James	18:26	4-7	0-1	2-2	0 0 0	0 3	10	1	3	0 0 0	-2	
10 Josh Reed	06:47	0-0	0-0	0-0	2 2 2	4 0	0	0	0	1 0 0	0	
Team					0 1 3		0	0				
Totals		24-61	3-18	18-23	16 24 40	23 17	69	7	16	6 2 1	-5	

Technical Fouls: NONE

Shooting By Period			
1 <sup>st</sup>	FG%	14-31	45.2%
	3PT%	3-10	30.0%
	FT%	4-7	57.1%
2 <sup>nd</sup>	FG%	10-30	33.3%
	3PT%	0-8	0.0%
	FT%	14-16	87.5%
GM	FG%	24-61	39.3%
	3PT%	3-18	16.7%
	FT%	18-23	78.3%

Dead Ball Rebounds: 3,



## 2023-24 BOX SCORES

## West Virginia 69, Cincinnati 65



Official Basketball Box Score - Final  
Cincinnati at West Virginia  
01/31/24 WVU Coliseum, Morgantown, W.Va.  
2023-24 Men's Basketball

Game Time: 7:00 PM  
Game Duration: 2:11  
Attendance: 10,349



Officials: Jeb Hartness, Bert Smith, Roger Ayers

Cincinnati - 65			Record: 14-7 (3-5)														
NO. Name		Min	FG M-A	3P M-A	FT F-D	Rebounds OR DR TOT	Fouls PF FD	TP	AS	TO	ST	Blocks BS BA	+/-				
30	Viktor Lakhin	F 18:14	0-5	0-4	0-0	1 2 3	3 0	0	0	4	0	0	0	-2			
41	Simas Lukosius	F 33:60	4-10	2-7	3-4	2 4 6	4 2	13	2	2	2	0	0	4			
55	Aziz Bandaogo	C 26:47	2-5	0-0	0-0	3 6 9	5 2	4	0	0	1	2	1	-10			
1	Day Day Thomas	G 30:50	4-13	3-8	1-2	0 1 1	1 3	12	4	3	3	0	2	-7			
15	John Newman III	G 28:41	3-5	1-2	2-2	4 2 6	1 2	9	2	1	1	0	1	-9			
0	Dan Skillings Jr.	G 30:16	6-19	3-9	0-0	2 3 5	2 1	15	0	0	0	0	3	-7			
2	Jizzle James	11:34	1-1	0-0	0-0	1 1 2	0 0	2	3	0	0	0	0	4			
10	Josh Reed	08:33	1-2	0-1	0-0	0 2 2	0 0	2	0	0	1	0	0	1			
13	Jamille Reynolds	09:39	2-4	0-1	0-0	1 2 3	2 0	4	1	0	0	2	0	1			
33	Ody Oguama	01:25	2-2	0-0	0-0	1 0 1	0 0	4	0	0	0	1	0	5			
Team						3 1 4		0		3							
Totals			25-66	9-32	6-8	18 24 42	18 10	65	12	13	8	5	7	-4			

Technical Fouls:Reynolds 2<sup>nd</sup>12:21

Record: 8-13 (3-5)																		
NO.	Name	Min	FG	3P	FT	Rebounds	Fouls	TP	AS	TO	ST	Blocks	BS	BA	+/-			
			M-A	M-A	M-A	OR DR TOT	PF FD											
11	Quinn Slazinski	F 34:33	5-9	1-2	4-6	1 4 5	2 3	15	3	5	0	0	2	10				
7	Jesse Edwards	C 28:59	11-17	0-0	3-9	6 4 10	2 6	25	1	1	0	4	2	11				
2	Kobe Johnson	G 33:05	1-5	0-0	0-0	0 5 5	0 0	2	3	0	1	0	0	6				
3	Kerr Krisa	G 37:00	2-6	2-6	4-6	0 3 3	3 2	10	7	2	3	0	0	6				
21	RaeQuan Battle	G 22:57	2-6	1-2	5-6	0 2 2	3 4	10	0	1	0	1	0	20				
13	Akok Akok	07:14	1-2	0-0	0-0	0 1 1	1 0	2	0	2	0	0	0	-6				
14	Seth Wilson	11:23	0-1	0-0	0-0	0 1 1	1 0	0	1	0	0	0	0	-8				
1	Noah Farrakhan	11:44	2-4	1-1	0-0	0 2 2	0 0	5	0	0	0	0	0	-4				
22	Josiah Harris	04:15	0-0	0-0	0-0	0 0 0	0 1	0	0	0	0	0	0	-2				
24	Pat Suemnick	04:50	0-1	0-0	0-0	0 0 0	0 0	0	0	0	0	2	1	-4				
9	Ofri Naveh	03:59	0-0	0-0	0-0	0 0 0	0 1	0	0	0	0	0	0	-9				
Team						2 2 4		0		0								
Totals			24-51	5-11	16-28	9 24 33	11 17	69	15	11	4	7	5	4				

Technical Fouls:Slazinski 1<sup>st</sup>11:34

		CIN	WVU
Biggest lead		10 (2 <sup>nd</sup> 6:29)	6 (2 <sup>nd</sup> 0:08)
Best Scoring Run		11 (2 <sup>nd</sup> 6:29)	12 (2 <sup>nd</sup> 1:47)
Lead Changes		12	
Times Tied		7	
Time with Lead		19:10	14:36

		CIN	WVU
Points from Turnovers		12	22
Paint		30	34
Second Chance		8	10
Fast Breaks		7	9
Bench		27	7

Period by Period Scoring			
	1st	2nd	TOT
CIN	27	38	65
WVU	23	46	69

## Cincinnati 75, No. 15 Texas Tech 72

Official Basketball Box Score - Final  
Cincinnati at Texas Tech  
02/03/24 United Supermarkets Arena, Lubbock  
2023-24 Men's Basketball

Game Time: 5:00 PM  
Game Duration: 2:04  
Attendance: 15,098

Officials: Gary Maxwell, Amy Bonner, Brooks Wells

Cincinnati - 75			Record: 15-7 (4-5)														
NO.	Name	Min	FG M-A	3P M-A	FT M-A	Rebounds OR DR TOT	Fouls PF FD	TP	AS	TO	ST	Blocks BS BA	+/-	Shooting By Period			
30	Viktor Lakhin	F 16:51	1-6	0-1	2-2	3 1 4	0 1	4	1	2	1	1	0	-7	1st FG%	15-30	50.0%
41	Simas Lukosius	F 35:21	6-12	4-7	0-0	1 3 4	0 2	16	2	5	2	0	0	8	3PT%	4-11	36.4%
55	Aziz Bandaogo	C 26:53	3-6	0-0	4-4	5 5 10	0 5	10	0	1	0	2	0	1	FT%	2-2	100%
1	Day Day Thomas	G 25:34	3-8	1-3	2-2	0 3 3	2 1	9	4	2	1	2	0	12	2nd FG%	14-35	40.0%
15	John Newman III	G 32:52	5-9	1-4	0-0	2 3 5	4 3	11	2	1	1	0	0	6	3PT%	3-9	33.3%
0	Dan Skillings Jr.	28:45	6-14	0-3	2-2	5 2 7	3 2	14	2	2	1	3	0	7	FT%	8-8	100%
13	Jamille Reynolds	10:24	2-3	0-0	0-0	0 3 3	3 0	4	1	0	0	0	0	4	GM FG%	29-65	44.6%
2	Jizzle James	14:26	3-7	1-2	0-0	0 1 1	2 0	7	1	0	1	0	0	-9	3PT%	7-20	35.0%
10	Josh Reed	08:54	0-0	0-0	0-0	0 0 0	4 0	0	0	0	0	0	0	-7	FT%	10-10	100.0%
Team						1 1 2		0		0					Dead Ball Rebounds: 0		
Totals			29-65	7-20	10-10	17 22 39	18 14	75	13	13	7	8	0	3	Technical Fouls: NONE		

Technical Fouls:NONE

NO. Name		Min	FG M-A	3P M-A	FT M-A	Reb OR DR TOT	Fouls PF FD	TP	AS	TO	ST	Blocks BS BA	+/-	Shooting By Period	
5	Darrion Williams	F 37:15	2-5	0-0	3-3	4 3 7	1 2	7	2	3	2	0 0	4	1st FG%	13-27 48.1%
22	Warren Washington	F 22:34	2-9	0-0	3-4	3 2 5	3 3	7	1	2	1	0 1	-3	3PT%	7-11 63.6%
2	Pop Isaacs	G 35:13	5-19	3-9	9-12	0 1 1	1 8	22	2	5	1	0 2	-5	2nd FG%	11-32 34.4%
6	Joe Toussaint	G 26:07	1-3	0-0	0-0	1 1 2	5 2	2	4	0	2	0 0	0	3PT%	1-8 12.5%
24	Kerwin Walton	G 30:17	4-6	2-3	2-2	1 2 3	2 1	12	0	0	0	0 0	2	FG%	12-13 92.3%
0	Chance McMillian	28:23	3-7	0-3	2-2	1 2 3	2 1	8	0	0	1	0 3	-6	GM FG%	24-59 40.7%
25	Brent Jennings	15:55	7-10	0-0	0-1	4 2 6	0 1	14	1	1	0	0 2	2	3PT%	5-15 33.3%
3	D'Maurian Williams	02:45	0-0	0-0	0-0	0 1 1	0 0	0	0	0	0	0 0	-7	FT%	19-24 79.2%
23	Eemeli Yalaho	01:31	0-0	0-0	0-0	0 0 0	0 0	0	0	0	1	0 0	-2	Dead Ball Rebounds: 2.0	
Team						2 5 7		0		0					
Totals			24-59	5-15	19-24	16 19 35	14 18	72	10	11	8	0 8	-3	Technical Fouls: NONE	

Technical Fouls:NONE

		CIN	TTU
Biggest lead		9 (1 <sup>st</sup> 13:59)	5 (1 <sup>st</sup> 5:48)
Best Scoring Run		9 (1 <sup>st</sup> 13:59)	9 (1 <sup>st</sup> 5:48)
Lead Changes		14	
Times Tied		8	
Time with Lead		23:35	12:02

		CIN	TTU
Points from Turnovers		9	10
Paint		28	30
Second Chance		13	17
Fast Breaks		9	3
Bench		25	22

Period by Period Scoring			
	1st	2nd	TOT
CIN	36	39	75
TTU	37	35	72

## No. 5 Houston 67, Cincinnati 62



Official Basketball Box Score - Final  
Houston at Cincinnati  
02/10/24 Fifth Third Arena, Cincinnati  
Cincinnati vs. Houston

Game Time: 4:00 PM  
Game Duration: 2:10  
Attendance: 12,715

Officials: Kipp Kissinger, Jeb Hartness, Chris Pacci

Houston - 67			Record: 21-3 (8-3)														
NO.	Name		Min	FG M-A	3P M-A	FT M-A	Rebounds OR DR TOT	Fouls PF FD	TP	AS	TO	ST	Blocks BS BA	+/-			
5	Ja'Vier Francis	F	18:05	2-3	0-0	1-2	4 2 6	4 1	5	0	0	0	1	0			
13	J'Wan Roberts	F	36:44	10-15	0-0	0-1	4 4 8	2 2	20	0	2	0	1	0			
1	Jamal Shead	G	38:07	6-25	2-8	2-2	1 3 4	3 2	16	4	0	1	0	2			
4	LJ Cryer	G	16:50	2-7	0-4	4-5	0 2 2	4 3	8	1	1	0	0	17			
21	Emanuel Sharp	G	34:01	3-7	1-3	2-2	1 5 6	2 3	9	0	1	1	0	15			
25	Joseph Tugler		19:36	2-3	0-0	1-2	1 2 3	3 1	5	2	0	0	2	9			
8	Mylik Wilson		21:09	2-5	0-0	0-0	0 3 4	7 2	1	4	2	0	3	0			
11	Damian Dunn		11:31	0-4	0-1	0-0	2 0 2	0 0	0	0	1	0	0	0			
3	Ramon Walker Jr.		03:57	0-0	0-0	0-0	0 1 1	0 0	0	0	0	0	0	0			
Team							1 1 2			0	0						
Totals				27-69	3-16	10-14	17 24 41	20 13	67	9	5	5	4	3			
Technical Fouls: NONE																	



## 2023-24 BOX SCORES

## Cincinnati 74, Kansas State 72

## Oklahoma 74, Cincinnati 71 (OT)



Official Basketball Box Score - Final  
**Kansas St. at Cincinnati**  
03/02/24 Fifth Third Arena, Cincinnati  
Cincinnati vs. Kansas State

Game Time: 7:00 PM  
Game Duration: 2:19  
Attendance: 11,974



Official Basketball Box Score - Final  
**Cincinnati at Oklahoma**  
03/05/24 Lloyd Noble Center, Norman  
2023-24 Men's Basketball

Game Time: 7:00 PM  
Game Duration: 2:38  
Attendance: 6,124

Officials: Doug Simons, Antonio Petty, Blake Harris

Officials: Gary Maxwell, Marques Pettigrew, Brooks Wells

Kansas St. - 72		Record: 17-12 (7-9)											
NO.	Name	Min	FG M-A	3P M-A	FT M-A	Rebounds OR DR TOT	Fouls PF FD	TP	AS	TO	ST	Blocks BS BA	+/-
24	Arthur Kaluma	F 36:01	2-11	0-5	3-6	0 6 6	1 4	7	3	6	0	2 0	-5
20	Jerrell Colbert	C 17:31	5-8	0-0	5-6	3 4 7	2 4	15	0	0	1 1	0	-2
2	Tylor Perry	G 38:18	7-10	6-8	6-6	1 3 4	2 6	26	3	3	0	0	-1
4	Dai Dai Ames	G 14:15	1-2	1-2	0-0	0 0 0	1 0	3	0	1	0	0	6
5	Cam Carter	G 37:33	4-11	2-6	3-3	1 3 4	3 1	13	1	6	1	0	1
1	David N'Gueassan	32:45	1-4	0-0	2-2	2 4 6	1 2	4	2	2	1	1 3	-3
13	Will McNair Jr.	21:13	1-3	0-0	2-2	4 3 7	3 2	4	2	1	0	0	-4
3	Dorian Finister	02:23	0-1	0-0	0-0	0 0 0	0 0	0	0	0	0	0	-2
23	Macaleab Rich	00:02	0-0	0-0	0-0	0 0 0	0 0	0	0	0	0	0	0
Team						1 2 3		0		0			
Totals			21-50	9-21	21-25	12 25 37	13 19	72	11	19	3	4 5	-2

Technical Fouls:NONE

Shooting By Period		
1st FG%	7-24	29.2%
3PT%	2-9	22.2%
FT%	11-13	84.6%
2nd FG%	14-26	53.8%
3PT%	7-12	58.3%
FT%	10-12	83.3%
GM FG%	21-50	42.0%
3PT%	9-21	42.9%
FT%	21-25	84.0%

Dead Ball Rebounds: 3, 1

Cincinnati - 71				Record: 17-13 (6-11)												
NO.	Name		Min	FG M-A	3P M-A	FT M-A	Rebounds OR DR TOT	Fouls PF FD	TP	AS	TO	ST	Blocks BS BA	+/-		
41	Simas Lukosius	F	38:15	3-10	2-8	2-2	1 4 5	1 3	10	2	2	0	1 0	8		
55	Aziz Bandaogo	C	26:51	1-1	0-0	1-2	1 5 6	5 1	3	1	3	2	3 0	2		
0	Dan Skillings Jr.	G	29:57	5-14	0-6	3-4	6 3 9	5 4	13	1	2	3	0 1	-1		
1	Day Day Thomas	G	33:11	4-11	0-3	0-0	0 3 3	4 5	8	3	1	2	0 1	-3		
15	John Newman III	G	36:11	6-16	2-8	1-1	1 1 2	2 2	15	0	1	2	0 1	2		
13	Jamille Reynolds		18:09	2-4	0-0	2-2	3 3 6	4 1	6	0	2	0	0 1	-4		
2	Jizzle James		27:43	7-14	2-4	0-0	0 1 1	1 0	16	1	0	2	0 0	-12		
10	Josh Reed		11:40	0-1	0-0	0-0	1 1 2	0 0	0	0	1	0	0 1	-6		
33	Ody Oguama		03:03	0-0	0-0	0-0	0 1 1	0 0	0	0	0	0	0 0	-1		
Team							0 0 0		0	0						
Totals					28-71	6-29	9-11	13 22 35	22 16	71	8	12	11	5 4	-3	

Technical Fouls:NONE

Shooting By Period		
1st FG%	13-25	52.0%
3PT%	2-9	22.2%
FT%	0-0	0%
2nd FG%	13-38	34.2%
3PT%	4-16	25.0%
FT%	9-11	81.8%
OT FG%	2-8	25.0%
3PT%	0-4	0.0%
FT%	0-0	0%
GM FG%	28-71	39.4%
3PT%	6-29	20.7%
FT%	9-11	81.8%

Dead Ball Rebounds: 4, 2

Cincinnati - 74										Record: 17-12 (6-10)									
NO. Name		Min	FG	3P	FT	Rebounds	Fouls	TP	AS	TO	ST	Blocks							
			M-A	M-A	M-A	OR DR TOT	PF FD					BS BA	+/-						
30	Viktor Lakhin	F 20:03	3-8	0-2	0-0	2 5 7	4 1	6	0	0	1	0	0 7						
41	Simas Lukosius	F 33:08	5-13	3-8	0-0	0 1 1	1 1 1	13	4	2	0	0	3 -1						
55	Aziz Bandaogo	F C 28:45	2-5	0-0	2-2	2 6 8	2 3	6	0	0	3	2	0 -2						
1	Day Day Thomas	G 31:38	6-11	2-5	0-0	0 0 0	2 1	14	5	2	4	0	0 -2						
15	John Newman III	G 28:46	8-12	2-3	0-1	1 2 3	2 2	18	4	0	1	0	1 -5						
2	Jizzle James	27:40	5-11	0-0	0-1	0 1 1	2 2	10	4	2	1	0	0 5						
10	Josh Reed	18:37	1-1	1-1	0-0	1 2 3	2 0	3	0	0	1	1	0 0						
13	Jamille Reynolds	11:16	1-5	0-0	2-5	1 0 1	4 3	4	0	0	0	2	0 4						
33	Ody Oguama	00:08	0-0	0-0	0-0	0 0 0	0 0	0	0	0	0	0	0 0						
Team						2 1 3		0											
Totals			31-66	8-21	4-8	10 17 27	19 13	74	17	6	11	5 4	2						

Technical Fouls:NONE

Shooting By Period		
1st FG%	14-35	40.0%
3PT%	4-11	36.4%
FT%	2-4	50.0%
2nd FG%	17-31	54.8%
3PT%	4-10	40.0%
FT%	2-4	50%
GM FG%	31-66	47.0%
3PT%	8-21	38.1%
FT%	4-8	50.0%

Dead Ball Rebounds: 3, 1

Oklahoma - 74				Record: 20-10 (8-9)									
NO.	Name	Min	FG M-A	3P M-A	FT M-A	Rebounds OR DR TOT	Fouls PF FD	TP	AS	TO	ST	Blocks BS BA	+/-
10	Sam Godwin	F 26:53	2-4	0-0	2-2	3 0 3	4 1	6	0	2	0	0	-5
14	Jalon Moore	F 38:24	5-14	1-1	5-8	3 4 7	3 7	16	3	2	1	3 3	11
0	Le'Tre Darthard	G 40:58	2-5	2-4	12-14	0 3 3	1 7	18	0	0	1	0	4
5	Rivaldo Soares	G 38:44	5-7	3-5	3-3	0 9 9	1 1	16	0	4	0	0	6
12	Milos Uzan	G 24:04	1-10	0-2	0-0	1 1 2	5 0	2	3	4	1	0	-5
3	Otega Owheh	24:39	3-10	0-0	0-0	0 3 3	1 1	6	0	1	1	0	-2
13	Maks Klanjscek	18:08	1-3	0-2	5-5	0 3 3	1 4	7	1	2	0	0	9
45	Luke Northweather	13:10	1-2	0-1	1-2	1 1 2	0 1	3	1	0	0	1	-3
Team						0 0 0		0	0				
Totals			20-55			6-15	28-34	8 24 32	16 22	74	8 15	4 4 5	3
Technical Fouls: NONE													

Technical Fouls:NONE

Shooting By Period		
1st FG%	10-25	40.0%
3PT%	3-9	33.3%
FT%	4-5	80%
2nd FG%	8-25	32.0%
3PT%	3-6	50.0%
FT%	21-23	91.3%
OT FG%	2-5	40.0%
3PT%	0-0	0.0%
FT%	3-6	50%
GM FG%	20-55	36.4%
3PT%	6-15	40.0%
FT%	28-34	82.4%

Dead Ball Rebounds: 9, 4

	KSU	CIN	Points from	KSU	CIN	Period by Period Scoring
Biggest lead	3 (1 <sup>st</sup> 14:23)	13 (2 <sup>nd</sup> 14:41)	Turnovers	6	29	1st 2nd TOT
Best Scoring Run	10 (2 <sup>nd</sup> 4:39)	6 (1 <sup>st</sup> 3:23)	Paint	24	36	KSU 27 45 72
Lead Changes	4		Second Chance	16	10	CIN 34 40 74
Times Tied	3		Fast Breaks	6	6	
Time with Lead	01:44	34:35	Bench	8	17	

	UC	OKLA	Points from	UC	OKLA	Period by Period Scoring
Biggest lead	13 (1 <sup>st</sup> 12:45)	3 (1 <sup>st</sup> OT 0:14)	Turnovers	21	8	1st 2nd OT1 TOT
Best Scoring Run	7 (1 <sup>st</sup> 18:21)	7 (1 <sup>st</sup> 1:03)	Paint	38	24	UC 28 39 4 71
Lead Changes	5		Second Chance	10	21	OKLA 27 40 7 74
Times Tied	3		Fast Breaks	16	2	
Time with Lead	38:41	04:47	Bench	22	16	

Game Notes: Scanned: 4,430 ♦

## Cincinnati 92, West Virginia 56



Official Basketball Box Score - Final  
**West Virginia at Cincinnati**  
03/09/24 Fifth Third Arena, Cincinnati  
Cincinnati vs. West Virginia

Game Time: 2:00 PM  
Game Duration: 1:49  
Attendance: 11,914

Officials: Doug Simons, Chance Moore, Tyler Kumpf

West Virginia - 56													
Record: 9-22 (4-14)													
NO. Name		Min	FG M-A	3P M-A	FT M-A	Rebounds OR DR TOT	Fouls PF FD	TP	AS	TO	ST	Blocks BS BA	+/-
11 Quinn Slazinski	F	23:31	2-6	1-2	2-2	0 1 1	1 4	7	4	3	2	0 0	-22
7 Jesse Edwards	C	17:34	4-7	0-0	0-1	4 0 4	3 4	8	0	1	1	1 0	-23
2 Kobe Johnson	G	26:22	2-5	0-0	2-2	0 2 2	0 1	6	0	1	1	0 0	-24
3 Kerr Krisa	G	31:03	2-7	2-6	0-0	0 1 1	3 1	6	0	3	0	0 0	-29
21 RaeQuan Battle	G	23:13	4-10	1-4	0-0	0 4 4	2 1	9	1	1	2	1 1	-15
1 Noah Farrakhan		22:08	5-9	2-3	0-0	0 2 2	1 1	12	1	3	0	0 0	-21
24 Pat Suernnick		22:26	0-1	0-0	0-3	2 0 2	1 2	0	0	0	0	1 1	-13
22 Josiah Harris		21:21	2-5	2-4	2-2	2 0 2	0 1	8	2	2	0	0 0	-18
14 Seth Wilson		07:39	0-1	0-0	0-0	1 0 1	1 0	0	0	0	0	0 0	-2
9 Ofri Naveh		03:25	0-2	0-0	0-0	1 0 1	0 0	0	0	0	0	0 1	-8
4 Aden Tagaloa-Nelson		01:18	0-1	0-0	0-0	0 0 0	1 0	0	0	0	0	0 1	-5
Team						0 3 3		0		2			
Totals			21-54	8-19	6-10	10 13 23	14 15	56	8	16	6	3 5	-36
Technical Fouls: Coach 1*6,09Krisa 1*5*42													

Technical Fouls:Coach 1<sup>st</sup>6:09Krisa 1<sup>st</sup>5:42

Shooting By Period		
1st FG%	10-25	40.0%
3PT%	5-12	41.7%
FT%	4-4	100%
2nd FG%	11-29	37.9%
3PT%	3-7	42.9%
FT%	2-6	33.3%
GM FG%	21-54	38.9%
3PT%	8-19	42.1%
FT%	6-10	60.0%

Dead Ball Rebounds: 1, 1

Cincinnati - 92			Record: 18-13 (7-11)																	
NO.	Name		Min	FG M-A	3P M-A	FT M-A	Rebounds OR DR TOT	Fouls PF FO	TP	AS	TO	ST	Blocks BS BA	+/-						
33	ODY Oguama	F	02:57	1-2	0-0	0-0	0 1 1	1 0	2	0	0	0	0	1						
41	Simas Lukosius	F	31:11	3-11	3-10	3-4	1 2 3	0 0	12	5	2	0	0	1						
55	Aztz Bandago	C	20:47	4-4	0-0	1-2	1 6 7	2 5	9	0	2	0	0	28						
1	Day Day Thomas	G	31:47	3-8	1-5	0-0	0 6 6	2 1	7	7	0	5	0	0						
15	John Newman III	G	27:56	7-10	0-3	0-0	2 4 6	1 0	14	4	1	2	0	0						
0	Dan Skillings Jr.	F	27:39	5-8	1-3	6-8	1 3 4	2 5	17	2	2	1	2	1						
2	Jizzle James	F	21:05	4-7	0-2	0-0	3 0 3	0 0	8	3	0	0	0	0						
13	Jamille Reynolds	F	16:53	6-6	1-1	0-0	1 2 3	3 3	13	0	2	0	2	0						
10	Josh Reed	F	14:33	2-4	1-2	0-0	2 1 3	2 0	5	1	0	2	0	0						
11	C.J. Anthony	F	01:18	0-0	0-0	0-0	0 0 0	0 0	0	1	0	0	0	0						
14	Landen Long	F	01:18	1-1	1-1	0-0	0 0 0	0 0	3	0	0	0	0	0						
21	Chase Kirkwood	F	01:18	0-0	0-0	2-2	0 1 1	0 1	2	0	0	0	0	5						
44	Sage Tolentino	F	01:18	0-0	0-0	0-0	0 0 0	2 0	0	0	0	1	0	0						
Team							0 0 0		0	0										
Totals							36-61	8-27	12-16	11	26	37	15	12	23	9	10	5	3	5
Technical Fouls: NONE																				



## SINGLE-GAME TEAM RECORDS

## HIGHS

## Points

127	v. North Texas State	1957-58
123	v. St. Joseph's (Pa.)	1959-60
	v. North Texas State	1959-60
122	v. St. Joseph's (Ind.)	1976-77
120	v. Kent State	1976-77

## Points (Two Teams)

232	UC 119, Morehead St. 113	1957-58
-----	--------------------------	---------

## Points (One Half)

69	v. North Texas State	1957-58
68	v. DePaul	1997-98

## Field Goals Made

55	v. St. Joseph's (Ind.)	1975-76
	v. Wright State	1976-77
51	v. Northeast Illinois	1973-74
50	v. multiple opponents	

## Field Goals Attempted

132	v. Cedarville	1949-50
113	v. Cedarville	1950-51
	v. Western Reserve	1951-52
112	v. Wilmington	1951-52
109	v. Western Reserve	1952-53

## Field Goal Percentage

.672	v. E. Michigan (41-61)	1996-97
.667	v. St. Francis (Pa.) (32-48)	1990-91
.655	v. Austin Peay (38-58)	1992-93
.647	v. Central Florida (33-51)	2014-15
.647	v. F. Dickinson (44-68)	2016-17
.643	v. Memphis (27-42)	1986-87
	v. Kent State (36-56)	1990-91

## 3-Point Field Goals Made

24	v. Oakland	1998-99
18	v. Louisiana-Monroe	2001-02
<b>17</b>	<b>v. Tulane</b>	<b>2/7/23</b>
<b>17</b>	<b>v. Arizona</b>	<b>11/20/22</b>
17	v. Wofford	2006-07
<b>16</b>	<b>vs. Detroit Mercy</b>	<b>11/10/23</b>
<b>16</b>	<b>v. Tulsa</b>	<b>1/20/22</b>
<b>16</b>	<b>v. Memphis</b>	<b>1/9/22</b>
16	v. Chicago State	2011-12
15	v. Tulsa	2017-18

## 3-Point Field Goals Attempted

<b>48</b>	<b>v. Tulane</b>	<b>2/7/23</b>
48	v. Oakland	1998-99
39	v. Savannah State	2017-18
<b>36</b>	<b>v. Tulsa</b>	<b>2/12/22</b>
	v. Eastern Kentucky	2008-09
	v. Temple	1993-94
	v. Coppin State	2001-02
<b>35</b>	<b>v. Georgia Tech</b>	<b>11/22/23</b>
	v. Chicago State	2011-12
34	v. Louisiana-Monroe	2001-02
	v. Chicago State	2013-14
	v. USF	2016-17
	<b>v. Arizona</b>	<b>11/20/22</b>
	<b>v. Detroit Mercy</b>	<b>12/21/22</b>
	<b>v. Detroit Mercy</b>	<b>11/10/23</b>
33	v. Memphis	2019-20
	v. Houston	2020-21

## 3-Point Field Goal Percentage (min: 5 made)

.833	v. Regis (5-6)	1986-87
------	----------------	---------

.750	v. Central Florida (6-8)	2014-15
.741	v. Duke (5-7)	1998-99
.682	v. Tulsa (15-22)	2017-18
.667	v. Massachusetts (8-12)	1992-93
.643	v. Temple (9-14)	2014-15
.636	v. Stony Brook (7-11)	2014-15
.632	v. Vermont (12-19)	2019-20

## Free Throws Made

42	v. Louisville	2002-03
41	v. Arkansas-Pine Bluff	2015-16
38	v. UAB	1997-98
38	at UConn (AAC)	2016-17
37	v. North Texas State	1957-58
36	v. Bradley	1956-57

## Free Throws Attempted

59	v. Arkansas-Pine Bluff	2015-16
58	v. Louisville	2002-03
55	v. UAB	1997-98
55	v. Bowling Green	2019-20
51	v. North Texas State	1957-58
49	v. Miami (OH)	1952-53
	v. Miami (OH)	1956-57
	v. Arkansas	1995-96

## Free Throw Percent (min. 8×= made)

1.000	v. Loyola (Ill.) (12-12)	1986-87
	v. Saint Louis (8-8)	1992-93
	v. Temple (17-17)	1995-96
	v. Louisville (18-18)	2005-06
	<b>at Texas Tech (10-10)</b>	<b>2/3/24</b>

## Rebounds

84	v. Union	1954-55
82	v. Kent State	1952-53
80	v. Tennessee	1955-56
	v. North Texas State	1957-58

## Rebound Margin

+48	v. Chicago State	2013-14
+45	v. Tennessee	1955-56
+43	v. Union	1954-55
+40	v. Case Western Reserve	1952-53
	v. North Texas State	1957-58

## Assists

41	v. St. Joseph's (Ind.)	1975-76
32	v. Robert Morris	2015-16
29	v. Fairleigh Dickinson	2016-17
28	v. Pacific	1958-59
27	(last vs. Toledo, 2009-10)	

## Steals

23	v. Ark.-Little Rock	2012-13
20	v. Tulane	1978-79
	v. Howard	1996-97
19	v. Akron	1976-77
	v. Arkansas-Pine Bluff	2015-16
18	v. Bowling Green	1989-90
	v. Wyoming	1995-96

## Blocked Shots

18	v. Marquette	2005-06
15	v. Iowa State	1999-00
14	v. DePaul	1997-98
13	v. Memphis	1999-00
	v. Miami (Ohio)	2004-05

## Turnovers

31	v. Cleveland State	1973-74
29	v. Pittsburgh	1978-79
	v. Tulane	1978-79
	v. Xavier	1997-98

	v. Central Michigan	2006-07
<b>Personal Fouls</b>		
39	v. William & Mary	1951-52
38	v. Morehead State	1955-56
	v. Louisville	1985-86
37	v. Miami (Ohio)	1951-52

## Disqualifications

5	v. William & Mary	1950-51
	v. St. Bonaventure	1950-51

## Overtime Periods

7	v. Bradley	1981-82
	(75-73 UC win), NCAA Record	

## Fewest Points Scored

11	v. Kentucky	1983-84
31	v. Louisville	1980-81
37	v. Louisville	1983-84
38	v. Georgia Tech	1977-88

## Fewest Field Goals Made

5	v. Kentucky	1983-84
12	v. Memphis	2008-09
	v. LaSalle	1948-49
13	v. Saint Louis	1960-61
	v. Connecticut	2013-14

## Fewest Field Goals Attempted

12	v. Kentucky	1983-84
----	-------------	---------

## Lowest Field Goal Percentage

.156	v. LaSalle (12-77)	1948-49
.207	v. Butler (17-82)	1948-49
.215	v. Butler (17-79)	1948-49
.222	v. Duquesne (14-63)	1951-52
.243	v. Miami (Ohio) (17-71)	1948-49

## Fewest 3-Point Field Goals Made

0	(last vs. Tulane, 2014-15)	
---	----------------------------	--

## Fewest 3-Point Field Goals Att.

2	v. South Carolina	1988-89
	v. Morehead State	1986-87

## Lowest 3-Point FG Percentage

.000	v. multiple opponents	
------	-----------------------	--

## Fewest Free Throws Made

0	v. Georgia Tech	1977-78
1	v. VCU	1978-79
	v. Kentucky	1983-84
	v. Pittsburgh	2013-14

## Fewest Free Throws Attempted

0	v. Georgia Tech	1977-78
2	v. Louisville	2008-09
	v. Kentucky	1983-84
	v. Tulane	1982-83
3	v. Brown	1973-74
	v. Pittsburgh	2013-14

## Lowest Free Throw Percentage

.143	v. Louisville (1-7)	2011-12
.222	v. UNC Wilmington (2-9)	2000-01
.240	v. Tulsa (6-25)	1968-69
.286	v. Toledo (4-14)	1951-52
.300	v. Tulsa (3-10)	1966-67
	v. East Carolina (3-10)	2001-02

## Fewest Rebounds

9	v. Kentucky	1983-84
---	-------------	---------

13	v. Georgia Tech	1977-78
15	v. Louisville	1980-81

## Fewest Assists

1	v. Xavier	1968-69
2	v. multiple opponents	

## Fewest Steals

0	v. multiple opponents	
---	-----------------------	--

## Fewest Blocked Shots

0	v. multiple opponents	
---	-----------------------	--

## Fewest Turnovers

3	v. Ohio State	1960-61
	v. Louisville	1984-85
	v. Boston University	2001-02
	v. Villanova	2011-12
	v. Memphis	2013-14
	v. Texas Southern	2016-17
	v. Memphis	2017-18
4	v. Virginia Tech	1982-83
	v. Charlotte	2000-01
	v. Middle Tennessee	2003-04
	v. Georgetown	2005-06
	at Houston	2018-19
	<b>v. Detroit Mercy</b>	<b>12/21/22</b>
	<b>at South Florida</b>	<b>1/18/23</b>

## Fewest Personal Fouls

<b>5</b>	<b>v. Chaminade</b>	<b>11/7/22</b>
	v. Southern Miss	1985-86
	v. VCU	2014-15

## Fewest Records begin with 1946-47



Leonard Stokes scored 31 points while Cincinnati set a school record, making 42 free throws in a 101-80 win over Louisville on Feb. 21, 2003.

## SINGLE-GAME INDIVIDUAL RECORDS

## Minutes Played

73	Bobby Austin v. Bradley	1981-82
64	Dwight Jones v. Bradley	1981-82
63	Junior Johnson v. Bradley	1981-82
	Mike Williams v. Bradley	1981-82
60	David Kennedy v. Memphis	1980-81
56	Troy Caupain vs. UConn	2015-16

## Points

62	O. Robertson v. North Texas	1959-60
56	O. v. Seton Hall	1957-58
	O. Robertson v. Arkansas	1957-58
50	O. Robertson v. St. Louis	1957-58
	O. Robertson v. Wich. State	1957-58
	O. Robertson v. Iowa	1959-60

## Field Goals Made

23	O. Robertson v. N. Texas St.	1959-60
22	O. Robertson v. Seton Hall	1957-58
21	O. Robertson v. Arkansas	1957-58
19	Larry Imburgia v. Cedarville	1950-51
	O. Robertson v. Kansas	1959-60

## Field Goals Attempted

34	O. Robertson v. Arkansas	1957-58
34	O. Robertson v. Miami (Ohio)	1958-59
33	Jack Twyman v. WKU	1954-55
	O. Robertson v. Iowa	1959-60
32	Jack Twyman v. Ball State	1954-55
	O. Robertson v. Seton Hall	1957-58
	O. Robertson v. Bradley	1959-60
	O. Robertson v. Wichita State	1959-60
	LaZelle Durden v. Wyoming	1994-95

## Field Goal Percentage (min. 10 made)

.933	Danny Fortson v. E. Mich. (14-15)	1996-97
.923	George Wilson v. Ohio (12-13)	1962-63
.917	Kenyon Martin v. UNLV (11-12)	1998-99
.909	Erik Martin v. SEMO (10-11)	1992-93
	Eric Hicks v. DePaul (10-11)	2004-05

## 3-Point Field Goals Made

10	Melvin Levett v. E. Kentucky	1997-98
<b>9</b>	<b>Landers Nolley II vs. Arizona</b>	<b>1/21/22</b>
	LaZelle Durden v. Memphis	1993-94
	Deonta Vaughn v. Wofford	2006-07
	Deonta Vaughn v. C. Carolina	2007-08
8	Nick Van Exel v. Temple	1992-93
	LaZelle Durden v. Temple	1993-94
	LaZelle Durden v. Austin Peay	1993-94
	LaZelle Durden v. Chgo State	1993-94
	LaZelle Durden v. Saint Louis	1993-94
	LaZelle Durden v. Dayton	1993-94
	Melvin Levett v. Oakland	1998-99
	Steve Logan v. Oakland	1998-99
	Field Williams v. Coppin State	2003-04
	Tony Bobbitt v. USF	2003-04
	Deonta Vaughn v. UConn	2007-08
	Sean Kilpatrick v. N.C. A&T	2012-13

## 3-Point Field Goals Attempted

20	LaZelle Durden v. Wyoming	1994-95
17	LaZelle Durden v. Temple	1993-94
	LaZelle Durden v. Dayton	1993-94
	Deonta Vaughn v. Wofford	2006-07
16	Darnell Burton v. Miss. State	1995-96
	Melvin Levett v. Oakland	1998-99
	Deonta Vaughn v. USF	2006-07

## 3-Point Field Goal Percentage (min. 5 made)

1.000	Field Williams v. Louisville (5-5)	2001-02
1.000	Marcus Sikes v. G'town (5-5)	2006-07
1.000	Sean Kilpatrick v. Wright State (5-5)	2010-11
1.000	Justin Jenifer v. SMU (5-5)	2018-19
.833	Darnell Burton v. Xavier (5-6)	1995-96
.800	Field Williams v. Cop. State (8-10)	2003-04

## Free Throws Made

22	O. Robertson v. North Texas St.	1958-59
----	---------------------------------	---------

20	O. Robertson v. Wichita St.	1957-58
19	Deonta Vaughn v. Notre Dame	2008-09
	O. Robertson v. St. Bonaventure	1959-60
18	O. Robertson v. Drake	1959-60
	Bobby Brannen v. Minnesota	1997-98

## Free Throws Attempted

25	O. Robertson v. North Texas St.	1958-59
	O. Robertson v. St. Bonaventure	1959-60
22	Deonta Vaughn v. N.Dame	2008-09
	O. Robertson v. Miami (Ohio)	1957-58
	Jarron Cumberland v. Temple	2019-20
21	O. Robertson v. Wichita St.	1957-58
	Chris McNeal v. BGSU	2019-20
20	O. Robertson v. New York	1958-59
	O. Robertson v. Drake	1959-60
	Bobby Brannen v. Minnesota	1997-98
	Jason Maxiell v. Valparaiso	2003-04

## Free Throw Percentage (min. 10 made)

Sean Kilpatrick v. IA State (16-16)	2012-13
O. Robertson v. Xavier (14-14)	1957-58
Bobby Brannen v. So. Miss. (14-14)	1997-98
O. Robertson v. Seton Hall (12-12)	1957-58
Steve Logan v. IA State (12-12)	1999-00
<b>David Delulius v. Houston (12-12)</b>	<b>2021-22</b>
Steve Logan v. USF (11-11)	2000-01
Sean Kilpatrick v. L'ville (11-11)	2013-14
Junior Johnson v. Xavier (10-10)	1982-83
Bobby Brannen v. Morehead St. (10-10)	1997-98
Steve Logan v. W. Forest (10-10)	2001-02
Eric Hicks v. Louisville (10-10)	2005-06
Yancy Gates v. G'town (10-10)	2010-11

## Rebounds

33	Connie Dierking v. Loyola (La.)	1956-57
31	Connie Dierking v. North Texas	1957-58
30	Jack Twyman v. Miami (Ohio)	1954-55
	Connie Dierking v. GW	1955-56

## Assists

16	Steve Logan v. Coppin State	2001-02
15	Eddie Lee v. Seton Hall	1978-79
13	O. Robertson v. K-State	1958-59
12	O. Robertson v. Pacific	1958-59
	O. Robertson v. DePaul	1959-60
	Dean Foster v. Wichita State	1965-66
	Eddie Lee v. West Virginia	1978-79
	Eddie Lee v. Florida State	1978-79
	Eddie Lee v. North Carolina	1979-80
	Elcardo Givens v. S. Florida	1987-88
	David Delulius v. SMU	2020-21
	<b>David Delulius v. ECU</b>	<b>1/11/23</b>

## Steals

8	Dick Dallmer v. Xavier	1948-49
	Tony Bobbitt v. Coppin State	2003-04
7	Michael Horton v. Louisville	1997-98
	Cashmere Wright v. Villanova	2011-12
6	Brian Williams v. Kent State	1976-77
	Brian Williams v. St. Joe's (Ind.)	1976-77
	Eddie Lee v. Rutgers	1976-77
	Bobby Austin v. Tulane	1978-79
	Kenneth Henry v. ECU	1985-86
	Ronnie Ellison v. NKU	1987-88
	Ronnie Ellison v. VA Tech	1987-88
	Allen Jackson v. Saint Louis	1991-92
	Terry Nelson v. GA Southern	1992-93
	Erik Martin v. Xavier	1992-93
	Charles Williams v. Howard	1996-97
	Kenyon Martin v. Nicholls State	1998-99
	Deonta Vaughn v. NC State	2006-07
	Cashmere Wright v. Villanova	2011-12
	Sean Kilpatrick v. Ark.-Pine Bluff	2011-12

## Blocked Shots

10	Rick Roberson v. Bradley	1966-67
	Jim Ard v. Miami (Ohio)	1968-69
	Kenyon Martin v. DePaul	1997-98
	Kenyon Martin v. Memphis	1999-00
	Eric Hicks v. Marquette	2005-06
8	George Wilson v. Dayton	1963-64

	Kenyon Martin v. Louisville	1997-98
	Eric Hicks v. Xavier	2003-04
	Jason Maxiell v. Houston	2004-05
	<b>Viktor Lakhin v. SMU</b>	<b>1/14/23</b>

## Turnovers

11	Dean Foster v. Wichita State	1965-66
10	Derrek Dickey v. Louisville	1971-72
	Dwight Jones v. Augustana	1979-80

## TRIPLE DOUBLES

Oscar Robertson v. Pacific (39 points, 23 rebounds, 10 assists)	Dec. 17, 1958
Oscar Robertson v. Miami (Ohio) (43 points, 21 rebounds, 10 assists)	Feb. 17, 1959
Oscar Robertson v. Wichita State (34 points, 14 rebounds, 11 assists)	Feb. 21, 1959
Oscar Robertson v. Kansas State (24 points, 17 rebounds, 13 assists)	Mar. 14, 1959
Oscar Robertson v. Louisville (39 points, 17 rebounds, 10 assists)	Mar. 21, 1959
Oscar Robertson v. Indiana State (45 points, 23 rebounds, 10 assists)	Dec. 1, 1959
Oscar Robertson v. Bradley (42 points, 22 rebounds, 10 assists)	Dec. 22, 1959
Oscar Robertson v. N. Texas State (16 points, 11 rebounds, 11 assists)	Feb. 8, 1960
Oscar Robertson v. California (18 points, 10 rebounds, 10 assists)	Mar. 18, 1960
Oscar Robertson v. New York (32 points, 14 rebounds, 11 assists)	Mar. 19, 1960
Rick Roberson v. Bradley (16 points, 10 rebounds, 10 blocks)	Jan. 17, 1967
Kenyon Martin v. DePaul (24 points, 23 rebounds, 10 blocks)	Feb. 21, 1997
Kenyon Martin v. Memphis (28 points, 13 rebounds, 10 blocks)	Jan. 19, 2000
Kenny Satterfield v. Tulane (12 points, 11 rebounds, 10 assists)	Jan. 29, 2001
Eric Hicks v. Marquette (22 points, 12 rebounds, 10 blocks)	Jan. 7, 2006

## Triple Double Leaders

Oscar Robertson	10
Kenyon Martin	2
Eric Hicks	1
Rick Roberson	1
Kenny Satterfield	1



# 2023-24 Cincinnati Men's Basketball Combined Team Statistics All games

Page 1/1  
as of Mar 09, 2024

## Game Records

Record	Overall	Home	Away	Neutral
ALL GAMES	18-13	14-5	4-7	0-1
CONFERENCE	7-11	4-5	3-6	0-0
NON-CONFERENCE	11-2	10-0	1-1	0-1

## Score by Periods

Team	1st	2nd	OT	TOT
Cincinnati	1041	1248	30	2319
Opponents	967	1112	24	2103

## Team Box Score

No.	Player				Total		3-Point		F-Throw		Rebounds													
		GP-GS	MIN	AVG	FG-FGA	FG%	3FG-3FGA	3FG%	FT-FTA	FT%	OFF	DEF	TOT	AVG	PF	DQ	A	TO	BLK	STL	PTS	AVG		
0	SKILLINGS JR., Dan	30-9	798:58	26.6	133-322	.413	34-117	.291	64-96	.667	73	118	191	6.4	55	1	44	44	22	25	364	12.1		
1	THOMAS, Day Day	31-31	805:22	26.0	118-303	.389	24-101	.238	56-70	.800	13	59	72	2.3	62	3	102	59	6	56	316	10.2		
41	LUKOSIUS, Simas	29-21	840:15	29.0	99-259	.382	61-171	.357	36-44	.818	16	74	90	3.1	31	0	85	60	4	12	295	10.2		
30	LAKHIN, Viktor	27-24	619:55	23.0	108-217	.498	14-54	.259	34-61	.557	69	103	172	6.4	49	1	46	36	23	16	264	9.8		
15	NEWMAN III, John	31-31	895:07	28.9	113-223	.507	25-74	.338	49-67	.731	49	108	157	5.1	70	0	53	42	7	41	300	9.7		
2	JAMES, Jizzle	31-0	548:45	17.7	95-225	.422	19-57	.333	33-44	.750	21	32	53	1.7	32	0	66	38	7	14	242	7.8		
55	BANDAOGO, Aziz	23-20	551:39	24.0	60-92	.652	1-2	.500	45-77	.584	53	122	175	7.6	56	4	11	26	36	16	166	7.2		
13	REYNOLDS, Jamille	22-1	308:48	14.0	50-96	.521	2-6	.333	32-47	.681	31	59	90	4.1	41	0	7	24	14	2	134	6.1		
5	FREDRICK, CJ	15-10	309:09	20.6	30-72	.417	23-54	.426	8-11	.727	4	11	15	1.0	18	0	23	5	1	3	91	6.1		
33	OGUAMA, Ody	25-8	230:44	9.2	27-51	.529	1-2	.500	10-19	.526	21	38	59	2.4	28	0	5	7	14	6	65	2.6		
10	REED, Josh	29-0	315:11	10.9	22-55	.400	12-35	.343	6-9	.667	19	40	59	2.0	28	0	15	14	4	14	62	2.1		
11	ANTHONY, C.J.	8-0	25:46	3.2	4-13	.308	2-8	.250	5-6	.833	3	4	7	0.9	1	0	3	2	0	1	15	1.9		
14	LONG, Landen	4-0	07:25	1.9	1-2	.500	1-1	1.000	0-0	.000	0	0	0	0.0	0	0	0	0	0	0	3	0.8		
21	KIRKWOOD, Chase	5-0	07:54	1.6	0-1	.000	0-0	.000	2-2	1.000	0	1	1	0.2	0	0	0	1	0	0	2	0.4		
44	TOLENTINO, Sage	4-0	10:02	2.5	0-2	.000	0-1	.000	0-0	.000	0	1	1	0.3	3	0	0	0	1	0	0	0.0		
Team											55	35	90					19						
Total		31	6275		860-1933	.445	219-683	.321	380-553	.687	427	805	1232	39.7	474	9	460	377	139	206	2319	74.8		
Opponents		31	6275		749-1790	.418	206-611	.337	399-531	.751	275	701	976	31.5	500	13	390	377	113	212	2103	67.8		

## Team Statistics

	UC	OPP
Scoring	2319	2103
Points per game	74.8	67.8
Scoring margin	+7.0	-
Field goals-att	860-1933	749-1790
Field goal pct	.445	.418
3 point fg-att	219-683	206-611
3-point FG pct	.321	.337
3-pt FG made per game	7.1	6.6
Free throws-att	380-553	399-531
Free throw pct	.687	.751
F-Throws made per game	12.3	12.9
Rebounds	1232	976
Rebounds per game	39.7	31.5
Rebounding margin	+8.3	-
Assists	460	390
Assists per game	14.8	12.6
Turnovers	377	377
Turnovers per game	12.2	12.2
Turnover margin	0.0	-
Assist/turnover ratio	1.2	1.0
Steals	206	212
Steals per game	6.6	6.8
Blocks	139	113
Blocks per game	4.5	3.6
Winning streak	1	-
Home win streak	2	-
Attendance	193668	106364
Home games-Avg/Game	19-10193	11-9669
Neutral site-Avg/Game	-	1-12547

## Team Results

Date	Opponent		Score	Att.
11/06/2023	UIC	W	69-58	9936
11/10/2023	Detroit Mercy	W	93-61	4267
11/12/2023	Eastern Wash.	W	85-73	3063
11/19/2023	Northern Ky.	W	90-66	10018
11/22/2023	Georgia Tech	W	89-54	11756
11/28/2023	at Howard	Wot	86-81	1324
12/03/2023	FGCU	W	99-62	9812
12/09/2023	at Xavier	L	79-84	10724
12/12/2023	Bryant	W	85-53	9303
12/16/2023	vs Dayton	L	68-82	12547
12/19/2023	Merrimack	W	65-49	9477
12/22/2023	Stetson	W	83-75	9762
12/29/2023	Evansville	W	76-58	10977
01/06/2024	at BYU	W	71-60	16879
01/09/2024	Texas	L	73-74	11014
01/13/2024	at Baylor	L	59-62	7500
01/16/2024	TCU	Wot	81-77	10314
01/20/2024	Oklahoma	L	65-69	12406
01/22/2024	at Kansas	L	69-74	16300
01/27/2024	UCF	W	68-57	12112
01/31/2024	at West Virginia	L	65-69	10349
02/03/2024	at Texas Tech	W	75-72	15098
02/10/2024	Houston	L	62-67	12715
02/13/2024	Iowa St.	L	59-68	11819
02/17/2024	at UCF	W	76-74	8624
02/21/2024	Oklahoma St.	L	76-80	11029
02/24/2024	at TCU	L	57-75	6090
02/27/2024	at Houston	L	59-67	7352
03/02/2024	Kansas St.	W	74-72	11974
03/05/2024	at Oklahoma	Lot	71-74	6124
03/09/2024	West Virginia	W	92-56	11914





# 2023-24 Cincinnati Men's Basketball Combined Team Statistics In Conference games

Page 1/1  
as of Mar 09, 2024

## Game Records

Record	Overall	Home	Away	Neutral
ALL GAMES	7-11	4-5	3-6	0-0
CONFERENCE	7-11	4-5	3-6	0-0
NON-CONFERENCE	0-0	0-0	0-0	0-0

## Score by Periods

Team	1st	2nd	OT	TOT
Cincinnati	552	682	18	1252
Opponents	575	655	17	1247

## Team Box Score

No.	Player				Total		3-Point		F-Throw		Rebounds													
		GP-GS	MIN	AVG	FG-FGA	FG%	3FG-3FGA	3FG%	FT-FTA	FT%	OFF	DEF	TOT	AVG	PF	DQ	A	TO	BLK	STL	PTS	AVG		
0	SKILLINGS JR., Dan	17-9	491:14	28.9	80-194	.412	22-75	.293	36-56	.643	40	65	105	6.2	36	1	25	28	14	19	218	12.8		
41	LUKOSIUS, Simas	18-18	572:49	31.8	62-173	.358	39-118	.331	31-36	.861	11	47	58	3.2	22	0	49	43	3	10	194	10.8		
15	NEWMAN III, John	18-18	544:27	30.2	69-135	.511	15-45	.333	26-37	.703	30	61	91	5.1	43	0	28	26	3	23	179	9.9		
1	THOMAS, Day Day	18-18	497:15	27.6	64-178	.360	11-55	.200	29-35	.829	9	31	40	2.2	37	2	62	38	2	32	168	9.3		
2	JAMES, Jizzle	18-0	314:20	17.5	55-130	.423	10-31	.323	11-16	.688	12	14	26	1.4	19	0	34	23	2	7	131	7.3		
55	BANDAOGO, Aziz	17-15	407:49	24.0	41-64	.641	1-2	.500	28-49	.571	38	83	121	7.1	44	4	6	21	26	13	111	6.5		
30	LAKHIN, Viktor	14-11	283:58	20.3	34-79	.430	4-21	.190	15-28	.536	24	37	61	4.4	24	1	16	18	10	8	87	6.2		
13	REYNOLDS, Jamille	18-0	249:07	13.8	39-69	.565	1-4	.250	26-38	.684	22	45	67	3.7	36	0	5	18	13	1	105	5.8		
14	LONG, Landen	1-0	01:18	1.3	1-1	1.000	1-1	1.000	0-0	.000	0	0	0	0.0	0	0	0	0	0	0	3	3.0		
5	FREDRICK, CJ	4-0	41:14	10.3	3-7	.429	1-4	.250	1-1	1.000	0	1	1	0.3	2	0	4	1	0	0	8	2.0		
10	REED, Josh	18-0	204:23	11.4	12-30	.400	6-19	.316	4-5	.800	10	20	30	1.7	19	0	6	10	3	13	34	1.9		
33	OGUAMA, Ody	12-1	35:40	3.0	6-10	.600	0-0	.000	0-0	.000	5	7	12	1.0	4	0	0	1	4	1	12	1.0		
21	KIRKWOOD, Chase	2-0	01:46	0.9	0-0	.000	0-0	.000	2-2	1.000	0	1	1	0.5	0	0	0	0	0	0	2	1.0		
44	TOLENTINO, Sage	2-0	01:46	0.9	0-0	.000	0-0	.000	0-0	.000	0	0	0	0.0	2	0	0	0	1	0	0	0.0		
11	ANTHONY, C.J.	3-0	02:56	1.0	0-0	.000	0-0	.000	0-0	.000	0	0	0	0.0	0	0	1	1	0	0	0	0.0		
Team											30	19	49					14						
Total		18	3650		466-1070	.436	111-375	.296	209-303	.690	231	431	662	36.8	288	8	236	242	81	127	1252	69.6		
Opponents		18	3650		441-1031	.428	123-345	.357	242-322	.752	185	398	583	32.4	285	5	237	227	55	139	1247	69.3		

## Team Statistics

	UC	OPP
<b>Scoring</b>	<b>1252</b>	<b>1247</b>
Points per game	69.6	69.3
Scoring margin	+0.3	-
<b>Field goals-att</b>	<b>466-1070</b>	<b>441-1031</b>
Field goal pct	.436	.428
<b>3 point fg-att</b>	<b>111-375</b>	<b>123-345</b>
3-point FG pct	.296	.357
3-pt FG made per game	6.2	6.8
<b>Free throws-att</b>	<b>209-303</b>	<b>242-322</b>
Free throw pct	.690	.752
F-Throws made per game	11.6	13.4
<b>Rebounds</b>	<b>662</b>	<b>583</b>
Rebounds per game	36.8	32.4
Rebounding margin	+4.4	-
<b>Assists</b>	<b>236</b>	<b>237</b>
Assists per game	13.1	13.2
<b>Turnovers</b>	<b>242</b>	<b>227</b>
Turnovers per game	13.4	12.6
Turnover margin	-0.8	-
Assist/turnover ratio	1.0	1.0
<b>Steals</b>	<b>127</b>	<b>139</b>
Steals per game	7.1	7.7
<b>Blocks</b>	<b>81</b>	<b>55</b>
Blocks per game	4.5	3.1
<b>Winning streak</b>	<b>1</b>	<b>-</b>
Home win streak	2	-
<b>Attendance</b>	<b>105297</b>	<b>94316</b>
Home games-Avg/Game	9-11700	9-10480
Neutral site-Avg/Game	-	0-0

## Team Results

Date	Opponent		Score	Att.
01/06/2024	at BYU	W	71-60	16879
01/09/2024	Texas	L	73-74	11014
01/13/2024	at Baylor	L	59-62	7500
01/16/2024	TCU	Wot	81-77	10314
01/20/2024	Oklahoma	L	65-69	12406
01/22/2024	at Kansas	L	69-74	16300
01/27/2024	UCF	W	68-57	12112
01/31/2024	at West Virginia	L	65-69	10349
02/03/2024	at Texas Tech	W	75-72	15098
02/10/2024	Houston	L	62-67	12715
02/13/2024	Iowa St.	L	59-68	11819
02/17/2024	at UCF	W	76-74	8624
02/21/2024	Oklahoma St.	L	76-80	11029
02/24/2024	at TCU	L	57-75	6090
02/27/2024	at Houston	L	59-67	7352
03/02/2024	Kansas St.	W	74-72	11974
03/05/2024	at Oklahoma	Lot	71-74	6124
03/09/2024	West Virginia	W	92-56	11914



2023-24 Cincinnati Men's Basketball  
Team Game-by-Game  
All games

Page 1/1  
as of Mar 09, 2024

				Total		3-Pointers		Free throws		Rebounds											
Opponent	Date	Score		FG-FGA	PCT	3FG-3FGA	PCT	FT-FTA	PCT	OFF	DEF	TOT	AVG	PF	A	TO	BLK	STL	PTS	AVG	
UIC	11/06/2023	69-58	W	28-67	.418	5-25	.200	8-13	.615	10	29	39	39.0	9	12	9	2	11	69	69.0	
Detroit Mercy	11/10/2023	93-61	W	35-71	.493	16-34	.471	7-15	.467	19	33	52	45.5	13	23	13	2	5	93	81.0	
Eastern Wash.	11/12/2023	85-73	W	28-60	.467	8-21	.381	21-31	.677	7	29	36	42.3	19	14	7	2	6	85	82.3	
Northern Ky.	11/19/2023	90-66	W	35-70	.500	10-27	.370	10-13	.769	18	27	45	43.0	10	21	8	4	6	90	84.3	
Georgia Tech	11/22/2023	89-54	W	29-62	.468	14-35	.400	17-24	.708	8	26	34	41.2	15	17	6	4	7	89	85.2	
at Howard	11/28/2023	86-81	Wot	33-69	.478	3-19	.158	17-21	.810	18	23	41	41.2	14	16	10	4	7	86	85.3	
FGCU	12/03/2023	99-62	W	39-69	.565	11-19	.579	10-13	.769	16	30	46	41.9	11	23	10	4	8	99	87.3	
at Xavier	12/09/2023	79-84	L	32-74	.432	5-23	.217	10-16	.625	16	29	45	42.3	21	15	11	7	4	79	86.3	
Bryant	12/12/2023	85-53	W	25-62	.403	6-17	.353	29-37	.784	15	42	57	43.9	17	15	15	10	5	85	86.1	
vs Dayton	12/16/2023	68-82	L	27-73	.370	6-25	.240	8-16	.500	20	21	41	43.6	19	11	7	3	3	68	84.3	
Merrimack	12/19/2023	65-49	W	24-55	.436	5-12	.417	12-19	.632	15	30	45	43.7	7	16	18	5	8	65	82.5	
Stetson	12/22/2023	83-75	W	32-62	.516	7-22	.318	12-17	.706	16	24	40	43.4	19	19	9	3	2	83	82.6	
Evansville	12/29/2023	76-58	W	27-69	.391	12-29	.414	10-15	.667	18	31	49	43.8	12	22	12	8	7	76	82.1	
at BYU	01/06/2024	71-60	W	23-54	.426	6-15	.400	19-24	.792	10	35	45	43.9	14	13	19	2	8	71	81.3	
Texas	01/09/2024	73-74	L	29-61	.475	7-17	.412	8-15	.533	11	23	34	43.3	10	17	15	5	6	73	80.7	
at Baylor	01/13/2024	59-62	L	24-61	.393	4-21	.190	7-12	.583	12	20	32	42.6	16	11	10	1	7	59	79.4	
TCU	01/16/2024	81-77	Wot	32-61	.525	6-16	.375	11-21	.524	9	26	35	42.1	15	17	15	6	8	81	79.5	
Oklahoma	01/20/2024	65-69	L	22-57	.386	7-26	.269	14-22	.636	12	22	34	41.7	15	15	8	7	6	65	78.7	
at Kansas	01/22/2024	69-74	L	24-61	.393	3-18	.167	18-23	.783	16	24	40	41.6	23	7	16	2	6	69	78.2	
UCF	01/27/2024	68-57	W	24-52	.462	3-14	.214	17-25	.680	14	25	39	41.5	12	15	12	3	3	68	77.7	
at West Virginia	01/31/2024	65-69	L	25-66	.379	9-32	.281	6-8	.750	18	24	42	41.5	18	12	13	5	8	65	77.0	
at Texas Tech	02/03/2024	75-72	W	29-65	.446	7-20	.350	10-10	1.000	17	22	39	41.4	18	13	13	8	7	75	77.0	
Houston	02/10/2024	62-67	L	19-51	.373	6-20	.300	18-25	.720	9	25	34	41.0	13	8	8	3	2	62	76.3	
Iowa St.	02/13/2024	59-68	L	19-50	.380	9-23	.391	12-17	.706	15	23	38	40.9	14	11	25	5	6	59	75.6	
at UCF	02/17/2024	76-74	W	28-67	.418	7-26	.269	13-21	.619	18	27	45	41.1	15	11	11	3	6	76	75.6	
Oklahoma St.	02/21/2024	76-80	L	30-60	.500	5-17	.294	11-16	.688	13	19	32	40.7	14	11	14	6	11	76	75.6	
at TCU	02/24/2024	57-75	L	22-53	.415	5-14	.357	8-14	.571	8	24	32	40.4	12	13	17	6	7	57	74.9	
at Houston	02/27/2024	59-67	L	21-53	.396	5-19	.263	12-15	.800	15	27	42	40.5	23	14	19	4	4	59	74.4	
Kansas St.	03/02/2024	74-72	W	31-66	.470	8-21	.381	4-8	.500	10	17	27	40.0	19	17	6	5	11	74	74.3	
at Oklahoma	03/05/2024	71-74	Lot	28-71	.394	6-29	.207	9-11	.818	13	22	35	39.8	22	8	12	5	11	71	74.2	
West Virginia	03/09/2024	92-56	W	36-61	.590	8-27	.296	12-16	.750	11	26	37	39.7	15	23	9	5	10	92	74.8	
Total		2319		860-1933	.445	219-683	.321	380-553	.687	427	805	1232	39.7	474	460	377	139	206	2319	74.8	
Opponents		2103		749-1790	.418	206-611	.337	399-531	.751	275	701	976	31.5	500	390	377	113	212	2103	67.8	

Cincinnati Averages

Games Played	Points/game	FG Pct	3FG Pct	FT Pct	Rebounds/game	Assists/game	Turnovers/game	Assist/Turnover ratio	Steals/game	Blocks/game
31	74.8	44.5	32.1	68.7	39.7	14.8	12.2	1.2	6.6	4.5



# 2023-24 Cincinnati Men's Basketball Opponents Game-by-Game All games

Page 1/1  
as of Mar 09, 2024

				Total		3-Pointers		Free throws		Rebounds											
Opponent	Date	Score		FG-FGA	PCT	3FG-3FGA	PCT	FT-FTA	PCT	OFF	DEF	TOT	AVG	PF	A	TO	BLK	STL	PTS	AVG	
UIC	11/06/2023	69-58	W	26-60	.433	2-16	.125	4-7	.571	6	30	36	36.0	14	7	15	7	4	58	58.0	
Detroit Mercy	11/10/2023	93-61	W	21-56	.375	9-23	.391	10-17	.588	5	21	26	31.0	18	10	15	3	8	61	59.5	
Eastern Wash.	11/12/2023	85-73	W	26-58	.448	5-23	.217	16-23	.696	3	29	32	31.3	24	16	10	2	4	73	64.0	
Northern Ky.	11/19/2023	90-66	W	26-64	.406	4-20	.200	10-13	.769	11	19	30	31.0	13	10	8	1	4	66	64.5	
Georgia Tech	11/22/2023	89-54	W	17-49	.347	5-17	.294	15-19	.789	7	25	32	31.2	16	8	19	10	4	54	62.4	
at Howard	11/28/2023	86-81	Wot	30-60	.500	9-21	.429	12-14	.857	8	20	28	30.7	20	15	12	2	5	81	65.5	
FGCU	12/03/2023	99-62	W	28-68	.412	5-17	.294	1-3	.333	9	14	23	29.6	10	14	9	4	6	62	65.0	
at Xavier	12/09/2023	79-84	L	27-65	.415	8-17	.471	22-26	.846	11	30	41	31.0	19	20	8	3	7	84	67.4	
Bryant	12/12/2023	85-53	W	21-66	.318	7-27	.259	4-9	.444	5	28	33	31.2	22	12	12	7	8	53	65.8	
vs Dayton	12/16/2023	68-82	L	23-49	.469	8-21	.381	28-30	.933	6	28	34	31.5	13	9	6	7	3	82	67.4	
Merrimack	12/19/2023	65-49	W	18-53	.340	9-27	.333	4-6	.667	6	19	25	30.9	15	8	19	3	8	49	65.7	
Stetson	12/22/2023	83-75	W	21-53	.396	9-25	.360	24-29	.828	8	16	24	30.3	18	12	6	2	5	75	66.5	
Evansville	12/29/2023	76-58	W	24-58	.414	3-12	.250	7-13	.538	5	24	29	30.2	13	12	11	7	7	58	65.8	
at BYU	01/06/2024	71-60	W	21-64	.328	13-46	.283	5-10	.500	11	25	36	30.6	19	16	18	3	10	60	65.4	
Texas	01/09/2024	73-74	L	29-57	.509	7-20	.350	9-10	.900	5	23	28	30.5	19	15	11	3	8	74	66.0	
at Baylor	01/13/2024	59-62	L	22-48	.458	5-20	.250	13-18	.722	7	25	32	30.6	14	13	12	2	4	62	65.8	
TCU	01/16/2024	81-77	Wot	30-72	.417	11-25	.440	6-12	.500	18	23	41	31.2	19	20	19	2	10	77	66.4	
Oklahoma	01/20/2024	65-69	L	24-58	.414	5-16	.313	16-18	.889	13	28	41	31.7	20	8	10	4	4	69	66.6	
at Kansas	01/22/2024	69-74	L	24-52	.462	6-14	.429	20-28	.714	6	23	29	31.6	17	17	11	1	12	74	66.9	
UCF	01/27/2024	68-57	W	21-58	.362	8-18	.444	7-9	.778	12	17	29	31.5	18	10	14	4	8	57	66.5	
at West Virginia	01/31/2024	65-69	L	24-51	.471	5-11	.455	16-28	.571	9	24	33	31.5	11	15	11	7	4	69	66.6	
at Texas Tech	02/03/2024	75-72	W	24-59	.407	5-15	.333	19-24	.792	16	19	35	31.7	14	10	11	0	8	72	66.8	
Houston	02/10/2024	62-67	L	27-69	.391	3-16	.188	10-14	.714	17	24	41	32.1	20	9	5	4	5	67	66.8	
Iowa St.	02/13/2024	59-68	L	28-59	.475	5-18	.278	7-8	.875	8	16	24	31.8	15	12	11	1	12	68	66.9	
at UCF	02/17/2024	76-74	W	28-59	.475	4-12	.333	14-18	.778	8	25	33	31.8	17	14	9	5	8	74	67.2	
Oklahoma St.	02/21/2024	76-80	L	30-54	.556	7-17	.412	13-14	.929	6	20	26	31.6	14	20	13	1	7	80	67.7	
at TCU	02/24/2024	57-75	L	26-58	.448	9-22	.409	14-15	.933	8	25	33	31.6	10	18	12	4	11	75	67.9	
at Houston	02/27/2024	59-67	L	21-54	.389	7-20	.350	18-27	.667	11	19	30	31.6	16	13	10	3	15	67	67.9	
Kansas St.	03/02/2024	74-72	W	21-50	.420	9-21	.429	21-25	.840	12	25	37	31.8	13	11	19	4	3	72	68.0	
at Oklahoma	03/05/2024	71-74	Lot	20-55	.364	6-15	.400	28-34	.824	8	24	32	31.8	16	8	15	4	4	74	68.2	
West Virginia	03/09/2024	92-56	W	21-54	.389	8-19	.421	6-10	.600	10	13	23	31.5	13	8	16	3	6	56	67.8	
Total		2103		749-1790	.418	206-611	.337	399-531	.751	275	701	976	31.5	500	390	377	113	212	2103	67.8	
Cincinnati		2319		860-1933	.445	219-683	.321	380-553	.687	427	805	1232	39.7	474	460	377	139	206	2319	74.8	

## Opponents Averages

Games Played	Points/game	FG Pct	3FG Pct	FT Pct	Rebounds/game	Assists/game	Turnovers/game	Assist/Turnover ratio	Steals/game	Blocks/game
31	67.8	41.8	33.7	75.1	31.5	12.6	12.2	1.0	6.8	3.6