



# CINCINNATI™

## 2023 BASEBALL GAME NOTES

*Nati Boyz*

### 2023 SCHEDULE / RESULTS

| DATE  | OPPONENT             | TIME/RESULT      |
|-------|----------------------|------------------|
| 02/17 | @ Georgia State      | L, 2-12          |
| 02/18 | @ Georgia State      | W, 9-4 (7)       |
| 02/18 | @ Georgia State (DH) | L, 2-3 (Forfeit) |
| 02/19 | @ Georgia State (DH) | W, 6-4           |
| 02/24 | @ #7 Florida         | L, 6-13          |
| 02/25 | @ #7 Florida         | L, 3-13 (8)      |
| 02/26 | @ #7 Florida         | L, 7-13          |
| 03/01 | MIAMI (OH)           | L, 12-15         |
| 03/04 | NORTH ALABAMA (DH)   | W, 9-0 (7)       |
| 03/04 | NORTH ALABAMA (DH)   | W, 9-8           |
| 03/05 | NORTH ALABAMA (DH)   | W, 2-1 (8)       |
| 03/05 | NORTH ALABAMA (DH)   | W, 8-1 (7)       |
| 03/08 | @ Eastern Kentucky   | W, 10-5          |
| 03/10 | @ Wofford            | L, 3-12          |
| 03/11 | @ Wofford            | L, 2-5           |
| 03/12 | @ Wofford            | Canceled         |
| 03/14 | @ Winthrop           | W, 3-1           |
| 03/15 | @ Winthrop           | L, 3-13          |
| 03/16 | @ USC Upstate        | L, 1-6           |
| 03/17 | vs. Princeton        | L, 5-7           |
| 03/18 | vs. Princeton        | L, 2-3           |
| 03/21 | MARSHALL             | L, 4-8           |
| 03/22 | @ Xavier             | W, 19-6          |
| 03/25 | BUTLER               | W, 15-5 (8)      |
| 03/26 | BUTLER (DH)          | L, 8-5           |
| 03/26 | BUTLER (DH)          | W, 13-3 (7)      |
| 03/28 | #11 LOUISVILLE       | L, 1-14 (7)      |
| 03/31 | WICHITA STATE*       | L, 1-2           |
| 04/01 | WICHITA STATE*       | L, 6-10          |
| 04/02 | WICHITA STATE*       | W, 9-8           |
| 04/04 | vs. Wright State     | L, 6-7           |
| 04/06 | @ Memphis*           | W, 6-2           |
| 04/07 | @ Memphis*           | L, 2-6           |
| 04/08 | @ Memphis*           | W, 5-3           |
| 04/11 | MIAMI (OH)           | W, 7-5 (10)      |
| 04/14 | @ #9 ECU*            | L, 4-9           |
| 04/15 | @ #9 ECU*            | L, 0-10 (7)      |
| 04/16 | @ #9 ECU*            | L, 3-13 (7)      |
| 04/19 | INDIANA              | L, 9-11          |
| 04/21 | TULANE*              | W, 12-9          |
| 04/22 | TULANE*              | L, 3-10          |
| 04/23 | TULANE*              | W, 12-1          |
| 04/28 | @ USF*               | W, 9-7 (10)      |
| 04/29 | @ USF*               | W, 11-9          |
| 04/30 | @ USF*               | W, 10-4          |
| 05/05 | #14 ECU*             | L, 3-9           |
| 05/06 | #14 ECU*             | L, 3-11          |
| 05/07 | #14 ECU*             | L, 5-6 (10)      |
| 05/09 | XAVIER               | W, 8-7           |
| 05/12 | UCF*                 | 1 p.m.           |
| 05/13 | UCF*                 | 2 p.m.           |
| 05/14 | UCF*                 | 12 p.m.          |
| 05/16 | GEORGETOWN           | 11 a.m.          |
| 05/18 | @ Houston*           | 7:30 p.m.        |
| 05/19 | @ Houston*           | 7:30 p.m.        |
| 05/20 | @ Houston*           | 2 p.m.           |

### AAC CHAMPIONSHIP

\* May 23-28 (Clearwater, Florida • BayCare Ballpark)

\* - AAC game; Home games, in **BOLD CAPS**, played at UC Baseball Stadium. Times and dates subject to change.

All home games will be broadcasted on ESPN+.



CINCINNATI

BEARCATS

VS

UCF

KNIGHTS



MAY 12-14 • UC BASEBALL STADIUM • CINCINNATI, OHIO

### CINCINNATI

2023 Record..... 21-27, 8-10 AAC  
Head Coach..... Scott Googins  
Record at UC..... 140-151 (6th)  
Career Record ..... 481-508 (18th)

### SERIES INFORMATION

Live Stats..... BearcatStats.com  
Watch..... ESPN+  
Series Record..... 12-16  
Last Meeting ..... W, 6-5

### UCF

2023 Record..... 27-22, 8-10 AAC  
Head Coach..... Greg Lovelady  
School Record ..... 219-145 (7th)  
Career Record ..... 343-201 (10th)

### PROBABLE STARTING PITCHERS

**FRIDAY** - Cincinnati RHP Garrett Harker vs. UCF RHP Ruddy Gomez

**SATURDAY** - Cincinnati RHP Chase Hopewell vs. UCF TBD

**SUNDAY** - Cincinnati RHP Tommy Boba vs. UCF TBD

### CINCINNATI NOTES

**CINCINNATI** — The University of Cincinnati baseball team concludes the home portion of its American Athletic Conference schedule with a three-game series against UCF this weekend.

Due to expected inclement weather on Friday, the series opener has been moved up to a 1 p.m. start time. The middle game of the series will be played at 2 p.m. on Saturday, followed by the series finale at noon on Sunday. Sunday's game will serve as Senior Day as UC will recognize 12 members of its senior class and two managers.

Cincinnati (21-27, 8-10 AAC) sits tied for fourth in the American Athletic Conference with two series still to play.

Last time out, the Bearcats earned the season sweep of crosstown rival Xavier on Tuesday night. UC defeated the Musketeers, 8-7, in a game that featured four lead changes and eight combined errors. Cincinnati finished with double figures in the hit column for the 13th time this season. It marked the Bearcats' first sweep of their rival since the 2018 season.

Junior outfielder Josh Hegemann has a .345 average (30-for-87) in 34 games played. He is on a six-game hitting streak and is batting .609 during that stretch (14-for-23). He recorded his 10th multi-hit performance of the season against Xavier, going 2-for-4 with a walk and two runs scored.

Junior Cole Harting is currently on an eight-game hitting streak, batting .385 (10-for-26) with 10 RBI, four extra-base hits, six runs scored and nine walks during the stretch.

Redshirt junior Ryan Nicholson has a .287 average (51-for-178) with 12 home runs, 33 RBI and 34 runs scored in 45 starts. He leads the club in hits (51), home runs (12), doubles (11) and multi-hit games (15) and is second on the team in RBI (33) and multi-RBI games (10).

### MATCHING THEM UP

| BATTING    | AVG  | OPS  | GP | AB   | R   | H   | 2B | 3B | HR | RBI | TB  | SLG% | BB  | HBP | SO  | GDP | OB%  | SF | SH | SB-A   |
|------------|------|------|----|------|-----|-----|----|----|----|-----|-----|------|-----|-----|-----|-----|------|----|----|--------|
| Cincinnati | .243 | .765 | 48 | 1534 | 295 | 373 | 62 | 5  | 59 | 265 | 622 | .405 | 236 | 49  | 500 | 12  | .360 | 10 | 18 | 92-115 |
| UCF        | .284 | .887 | 49 | 1690 | 345 | 480 | 85 | 7  | 90 | 318 | 849 | .502 | 198 | 88  | 484 | 25  | .385 | 12 | 19 | 46-57  |

| PITCHING   | ERA  | WHIP | W-L   | APP | CG | SH | SV | IP    | H   | R   | ER  | BB  | SO  | 2B | 3B | HR | AB   | AVG  | WP | HBP | BK | SFA | SHA |
|------------|------|------|-------|-----|----|----|----|-------|-----|-----|-----|-----|-----|----|----|----|------|------|----|-----|----|-----|-----|
| Cincinnati | 6.71 | 1.70 | 21-26 | 201 | 1  | 1  | 7  | 401.1 | 447 | 342 | 299 | 235 | 369 | 79 | 16 | 64 | 1590 | .281 | 36 | 81  | 2  | 15  | 18  |
| UCF        | 5.56 | 1.51 | 27-22 | 206 | 0  | 1  | 11 | 429.0 | 443 | 316 | 265 | 203 | 486 | 80 | 10 | 59 | 1673 | .265 | 57 | 64  | 5  | 15  | 19  |



### THE AMERICAN ON ESPN+

All 25 Cincinnati home baseball games will air on ESPN+. Most conference road games will be aired on ESPN+. Visit the opposing team's website for more information on its broadcast schedule.

Visit [gobearcats.com/espn](http://gobearcats.com/espn) to subscribe and stream all the Bearcats' games this season.

**QUICK FACTS****GENERAL**

|                              |                       |
|------------------------------|-----------------------|
| Location .....               | Cincinnati, OH 45221  |
| Founded .....                | 1819                  |
| Enrollment .....             | 48,300                |
| Conference .....             | American Athletic     |
| Nickname .....               | Bearcats              |
| Colors .....                 | Red (PMS 186) & Black |
| Home Field .....             | UC Baseball Stadium   |
| President .....              | Neville G. Pinto, PhD |
| Director of Athletics .....  | John Cunningham       |
| Faculty Representative ..... | Brian Hatch, PhD      |

**HISTORY**

|                                       |                   |
|---------------------------------------|-------------------|
| First Year of Baseball .....          | 1888              |
| All-Time Record .....                 | 1,673-1,819-21    |
| No. Yrs in NCAA Tournament/Last ..... | 6/2019            |
| Last NCAA Post-Season Opponent .....  | Creighton, L, 6-1 |

**COACHING STAFF**

|                                   |                                     |
|-----------------------------------|-------------------------------------|
| Head Coach .....                  | Scott Googins (Ohio Wesleyan '91)   |
| Overall Record (Year) .....       | 460-481 (18th)                      |
| Record at Cincinnati (Year) ..... | 119-124 (6th)                       |
| Assistant Coach .....             | JD Heilmann (Cincinnati '97)        |
| Year at Cincinnati .....          | Sixth/11th                          |
| Assistant Coach .....             | Kyle Sprague (Malone '11)           |
| Year at Cincinnati .....          | Sixth                               |
| Volunteer Assistant .....         | Lee Sponseller (Ohio Dominican '17) |
| Year at Cincinnati .....          | Third                               |

**SUPPORT STAFF**

|                                      |                             |
|--------------------------------------|-----------------------------|
| Director of Operations .....         | Andy Nagel (8th season)     |
| Director of Player Development ..... | Austin Woodby (1st season)  |
| Athletic Trainer .....               | Brian Jett (2nd season)     |
| Director of Sports Performance ..... | Thomas Gentile (1st season) |

**2022 INFORMATION**

|                             |       |
|-----------------------------|-------|
| Overall Record .....        | 24-31 |
| Home .....                  | 14-12 |
| Road .....                  | 9-15  |
| Neutral .....               | 1-4   |
| Conference Record .....     | 12-12 |
| Home .....                  | 5-7   |
| Road .....                  | 7-5   |
| Finish .....                | 4th   |
| 2022 AAC Championship ..... | 1-2   |

**2023 TEAM**

|   |     |
|---|-----|
| Position Starters Returning/Lost: ..... | 5/4 |
| Pitching Starters Returning/Lost: ..... | 1/2 |

**2022 SCHEDULE INFORMATION**

|   |         |
|---|---------|
| Home/Away, Neutral Games: .....           | 25/27/2 |
| American Home/Away Games: .....           | 12/12   |
| Non-Conf. Home/Away, Neutral Games: ..... | 13/15/3 |

**COMMUNICATIONS**

|                                  |                        |
|----------------------------------|------------------------|
| Baseball Contact .....           | Molly Metres           |
| Phone .....                      | 703-554-3456           |
| Email .....                      | metresmy@ucmail.uc.edu |
| Secondary Baseball Contact ..... | Connor Boyle           |
| Phone .....                      | 513-556-2234           |
| Email .....                      | boylecp@ucmail.uc.edu  |

**FOLLOW THE BEARCATS**

For all the latest information on Cincinnati baseball, please visit GoBEARCATS.com. For up-to-the-minute updates, follow UC baseball (@GoBearsBase) on Twitter, Instagram and Facebook.

Nicholson hit his 12th homer of the season against ECU in the series finale. The redshirt junior slugger now sits 11th all-time at UC with 29 career home runs. He is one homer away from a 10th-place tie with Matt Primack (1993-96) with 30.

Sophomore two-way player Tommy O'Connor has a .375 average (12-for-32) in conference play with a .813 slugging percentage and .512 on-base percentage. He smashed his fifth home run of the season, a two-run shot that went 468 feet over the right field wall at 114 mph off the bat, against ECU on Friday.

Cincinnati ranks first in the conference and 68th nationally in base on balls with 236 walks drawn. UC also sits first in the league in stolen bases (92) and stolen bases per game (1.92) — good for 28th and 33rd nationally. The 92 stolen bases are the most in a single season since the Bearcats stole 88 in 2014. The Bearcats had 103 stolen bases in 2013, and the school record is 133.

UC is 100th in the country in home runs with 59. The Bearcats are 7-1 when they hit 3-or-more homers in a game.

On the mound, junior Zach Segal earned his third win of the season against Xavier on Tuesday. He is now one strikeout away from 100 in his career.

Senior reliever Mitch White retired all 13 batters he faced in a career-long 4.1 innings in relief against ECU on Sunday. He struck out three batters, forced three fly outs and induced seven ground outs.

**SERIES BUSINESS**

- UC and UCF have met 28 times in program history, with the Knights leading the all-time series, 16-12.
- The Bearcats took two of three from the Knights last season on May 19-20, 2022 in Orlando, Fla. UC won the middle game, 15-5, and finale, 6-5. UCF took the opener, 15-10.

**RYAN RACKING UP HONORS**

- Redshirt junior Ryan Nicholson was named American Athletic Conference Player of the Week on Monday, May 1.
- The first baseman batted .333 (5-for-15) in Cincinnati's three-game sweep of South Florida. He had at least two RBI, reached base at least twice and scored at least one run in all three games.
- For the week, he had two homers, one triple, seven RBI and five runs scored.
- In Friday's series-opening win, Nicholson went 2-for-6 with a home run and two RBI. He followed up that performance with a 2-for-5 showing on Saturday, recording a triple, two RBI, two runs scored and a walk. He finished the weekend with a home run and three RBI in the series finale.
- Nicholson has collected a team-high 12 homers, 11 doubles and two triples in 46 games this season.
- He now has 29 homers, 27 doubles, 107 RBI and 106 runs scored in his career.
- He surpassed 100 career RBI against USF (April 28), and 150 career hits against Tulane (April 22).
- This is Nicholson's first AAC Player of the Week nod, and third AAC weekly accolade after he was named to the honor roll twice earlier this season.

**SUNSHINE STRIKES 'EM OUT**

- Redshirt junior starter Chase Hopewell eclipsed 100 career strikeouts while picking up his second win of the season against USF on Saturday, April 29. He recorded his 100th strikeout in the second inning, as the batter went down swinging.
- He allowed three runs on four hits and struck out five batters with two walks in five quality innings.
- He totaled 47 strikeouts in two seasons at Findlay and 11 last season as a Bearcat. He has a team-best 46 strikeouts this season.
- He ranks first in the AAC and 22nd nationally in starts with 12. He also sits first in the league in runners picked off with four.

**HOW SWEEP IT IS**

- Cincinnati earned its first AAC sweep of the season against South Florida on April 28-30 in Tampa, Fla. UC took down the Bulls by scores of 9-7 (10), 11-9 and 10-4. It was the Bearcats' first sweep of the Bulls since the 2006 season.
- The Bearcats had a weekend average of .364 with 12 extra-base hits, including eight homers, eight stolen bases and 20 walks drawn.
- Josh Hegemann had a .875 average (7-for-8) in two games against the Bulls. He produced the Bearcats' first four-hit performance of the season in the series finale, going 4-for-4 with a walk and one run scored. It was the Bearcats' first four-hit performance since Paul Komistek's on April 2, 2022 against ECU.

**CROSS SHOWED OUT IN APRIL**

- Redshirt sophomore Kerrington Cross was on a tear in the month of April. The utility player batted .368 (21-for-57) with 12 RBI, eight multi-hit performances, six doubles, seven stolen bases and 23 runs scored in 14 games.
- He claimed a spot on the American Athletic Conference weekly honor roll on Monday, April 24. It marked the first weekly honor of Cross' career. He batted .562 (9-for-16) in four starts for games played from April 17-23. He totaled six RBI, nine runs scored, four multi-hit games and four extra-base hits. He finished with a .632 on-base percentage and .938 slugging percentage.
- In AAC play, he is batting .306 (19-for-62) with five doubles, 21 runs scored and seven stolen bases.

**SMALL BALL 'CATS**

- Cincinnati ranks first in the conference and 68th nationally in base on balls with 236 walks drawn.
- UC also sits first in the league in stolen bases (92) and stolen bases per game (1.92) — good for 28th and 33rd nationally.
- The 92 stolen bases are the most in a single season since the Bearcats stole 88 in 2014. The Bearcats had 103 stolen bases in 2013, and the school record is 133.
- The Bearcats have six players with eight-or-more stolen bases this season, led by Louden Brooks who is 14-of-15 in stolen base attempts. The Bearcats have stolen nine bases — one shy of the program record — twice this season, most recently against Memphis (April 8).
- UC also sits in second in the AAC in sacrifice bunts with 18. Cross leads the team in the category with four sacrifice hits.

## NOTES

**KAM IS KLUTCH**

- Redshirt junior Kameron Guidry leads the team in RBI (34) and multi-RBI games (11).
- He has provided two walk-offs in the last three weeks. He belted a three-run homer in the bottom of the seventh in UC's 12-1 run-rule win against Tulane on April 23.
- He smashed a three-run home run in the 10th to lift the Bearcats to a 7-5 walk-off win over Miami (OH) on April 11. Cincinnati trailed 5-4 in the bottom of the 10th. With runners on first and second with one out, he smacked the second pitch he saw over the left field wall to walk-it off for the Bearcats.

**MILESTONE WATCH**

- Head coach Scott Googins now has 140 wins at UC in his six seasons, which is the third-most for a Bearcats coach. He ranks behind only Brian Cleary (434) and Glenn Sample (391).
- Zach Segal (99), Max Bergmann (92), and Jackson Murphy (87) are nearing 100 strikeouts in their Bearcat careers.
- In his win against Memphis on April 8, Murphy cracked into UC's record book for career appearances. He is now ninth all-time with 73.
- RHP Dylan Brosky is one strikeout away from 200 in his career after striking out 170 batters at California (Pa.).
- Nicholson hit his 12th homer of the season against ECU in the series finale. The redshirt junior slugger now sits 11th all-time at UC with 29 career home runs. He is one homer away from a 10th-place tie with Matt Primack (1993-96) with 30.

**THE FIREMAN**

- True freshman Griffin Hugus, nicknamed 'The Fireman', earned a spot on the AAC weekly honor roll on Monday, April 10.
- Hugus, a two-way player from Wellington, Fla., turned in a dominate performance on the mound, earning his first career win in his first collegiate start as UC took down Memphis, 6-2, on April 8.
- He held Memphis to just one run on three hits and struck out a season-high six batters with two walks.
- The Bearcats earned their first conference series win, taking two of three from the Tigers (April 6-8).

**WALK IT OFF, COLE HARTING**

- The Bearcats overcame a seven-run deficit and scored eight unanswered runs over the final four innings to earn a 9-8 walk-off win against Wichita State on April 2.
- Harting drove in the winning run in the bottom of the ninth with a two-run single. Down by one with no outs, the Bearcats loaded the bases for Harting, who laced a single to left field to drive in the 99th and 100th runs of his career. He finished 3-for-5 with three RBI.
- The Bearcats' bullpen held the Shockers scoreless for the final four innings as UC completed the comeback. White came out of the bullpen in the eighth and pitched 1.2 shutout innings to earn his first win of the season.
- It marked the Bearcats' largest comeback win since April 1, 2014 when UC overcame a seven-run deficit to defeat Miami (OH), 8-7. Ian Happ hit a walk-off two-run homer while Austin Woodby earned the win on the mound.

**THE CLOSER**

- Senior reliever Mitch White leads the staff with three saves in 17 appearances.
- He retired all 13 batters he faced in a career-long 4.1 innings in relief against ECU on May 7. He struck out three, forced three fly outs and induced seven ground outs.
- He picked up his third save of the season in UC's 5-3 win over Memphis in the series finale (April 8).
- In UC's 9-8 comeback win over Wichita State on April 2, he came out of the bullpen in the eighth and pitched 1.2 scoreless innings to earn his first win of the season.
- He recorded his 100th career strikeout in the series opener against Wichita State on March 31.
- He posted 79 strikeouts at Lansing Community College and nine at Abilene Christian. He has 23 strikeouts as a Bearcat.

**GUIDRY GARNERS AAC WEEKLY RECOGNITION**

- Guidry earned a spot on the AAC weekly honor roll on March 27. He batted .316 (6-for-19) with a grand slam, 10 RBI and seven runs scored in five games played. He recorded four multi-RBI performances for the first weekly honor of his career.
- He launched his first career grand slam, ripped to left field, in UC's 19-6 win over rival Xavier on Wednesday.
- He went 2-for-4 with two RBI and one run scored in Cincinnati's 15-5 run-rule victory over Butler on March 25. He provided the walk-off sacrifice fly in the eighth inning.

**RIVALRY DUB NO. 100**

- Cincinnati earned its 100th all-time win against crosstown rival Xavier in a 19-6 victory on Wednesday night at Hayden Field. The 100 victories are the most against any opponent in program history.
- The Bearcats hit four home runs in the win, including a pair of grand slams from Guidry and Klingenberg in the first two innings.
- Nicholson belted his fifth homer of the season with a solo shot to center field in the second inning, while Harting smashed a three-run home run to left field in the fourth.
- Every batter in the Bearcats' starting lineup recorded a hit in the victory. Cincinnati finished with season highs in runs (19) and walks (11).
- Just as impressive on the mound was freshman starter Tommy Boba who earned his first collegiate win in five innings of work. He allowed three runs on six hits and struck out four batters with two walks.

**GRAND SALAMI FOR TWO, PLEASE**

- Redshirt junior Kameron Guidry and sophomore Kory Klingenberg each belted a grand slam in the Bearcats' 19-6 win over Xavier on March 22.
- Guidry launched his first career grand slam to left field in the top of the first and, just an inning later, Klingenberg cleared the bases with his first career grand slam, ripped to right center.
- It was only the second time ever the Bearcats hit two grand slams in one game, and the first in over two decades. Aaron Moll and Joe List each blasted one in a 17-7 victory at Charlotte on May 3, 2002.

**SECOND HONOR ROLL NOD FOR NICHOLSON**

- Ryan Nicholson was named to the AAC weekly honor roll on Monday, March 13. It is the second such honor for Nicholson this season, adding to his selection on February 20.
- Nicholson batted .400 (4-for-10) with a home run, double and three runs scored in three starts last week. He finished with a .538 on-base percentage and .800 slugging percentage.
- He went 2-for-4 with a double, home run and RBI against Wofford on Saturday. He belted his fourth home run of the season on a solo shot in the first inning.
- In UC's 10-5 win over ECU on March 8, he finished 1-for-2 and tied a career-high three walks.

**DYLAN'S DEALIN'**

- RHP Dylan Brosky pitched a 7-inning complete-game shutout with two hits, one walk and seven strikeouts in game one of UC's series against North Alabama (March 4).
- He was named the American Athletic Conference Pitcher of the Week for the performance.
- It marked the first complete-game shutout by a Bearcat since J.T. Perez did so in nine innings on April 20, 2018 against No. 24 UConn.
- Brosky has tossed six complete games in his career, including two complete-game shutouts.

**JONES WALKS IT OFF**

- Alec Jones drove in the winning run in the bottom of the eighth inning with a single, lifting the Bearcats to a 2-1 walk-off victory over North Alabama in game three of the series. He finished the contest 2-for-3 with an RBI, walk and stolen base.
- He earned a spot on the AAC weekly honor roll for his performances at the plate versus North Alabama (March 3-5). He batted .571 (4-for-7) with three RBI, two walks and two runs scored in three games played. He hit his first home run as a Bearcat in his first at-bat of the series finale.

**HOME, SWEEP HOME**

- The Bearcats swept a four-game home series from North Alabama, 9-0 (7), 9-8, 2-1 (8) and 8-1 (7).
- It marked UC's first four-game sweep since May 20-22, 2021 against Tulane.
- Cincinnati stole 13 bases in four games against North Alabama. The Bearcats swiped five bases in both game two and game three.

**RYAN RECOGNIZED**

- Ryan Nicholson earned a spot on the first edition of the AAC weekly honor roll, released on Monday, Feb. 20. It marked the first AAC weekly recognition of his career.
- The first baseman batted .462 (6-for-13) with a home run, two RBI, four runs scored and two walks. He had two multi-hit games, a .769 slugging percentage and a .533 on-base percentage over four games.
- Nicholson went 3-for-3 with a home run, two RBI, a walk and two runs scored in a 9-4 win at Georgia State on Saturday. He made his 100th career start in the contest.

**GEORGIA ON MY MIND**

- Snellville, Ga., native Kameron Guidry delivered a two-out, two-RBI single to left field in the top of the eighth inning to break a late-inning tie and give UC a 6-4 victory in the final game of its opening-weekend series at Georgia State (Feb. 19).
- The Bearcats won game two of the series, 9-4, behind an eight-run sixth inning.



## NOTES

## 2023 SCHEDULE

- The Bearcats will play a 55-game slate in 2023 that includes 24 contests against American Athletic Conference opponents and three opponents that made a NCAA Regional appearance last season.
- Cincinnati is set to host 25 games at UC Baseball Stadium, including Opening Day on March 1 against Miami (OH). The home slate features six weekend series against North Alabama (March 3-5), Butler (March 24-26), Wichita State (March 31-April 2), Tulane (April 22-23), ECU (May 5-7) and UCF (May 12-14).
- The AAC Tournament will return to Clearwater, Florida (May 23-28) as the Bearcats look to make a post-season run at BayCare Ballpark, spring training home of the Philadelphia Phillies. Cincinnati won the event in 2019.

## NICHOLSON NAMED PRESEASON ALL-AAC

- Redshirt junior infielder Ryan Nicholson was named Preseason All-AAC. He was a 2022 All-AAC Second Team selection, playing in 52 games with 51 starts at first base last season. He hit .277 (53-for-191) with 12 doubles, 12 home runs and 40 RBI.
- He had at least one hit in 36 games and recorded 14 multi-hit games. He was also selected to the Perfect Game Preseason All-Conference Team for the American along with starting pitcher Conner Linn.

## CINCINNATI SLUGGERS

- The Bearcats finished the 2022 season 35th in the nation with 87 homers and 27th in homers per game (1.58), both of which led the AAC.
- In 2022, UC ranked first in the AAC in slugging percentage (.484) and third in on-base percentage (.373).
- UC was one of nine teams in D-I to have 80 HRs and 80 SBs - Tennessee, Campbell, Louisville, Dallas Baptist, Coastal Carolina, Texas A&M, Michigan and Abilene Christian.
- The Bearcats launched 67 homers during the 2021 season, which ranked third in the conference.

## BEARCATS WITH A BRIGHT FUTURE

- Cincinnati saw 10 student-athletes highlighted as top prospects and impact freshmen by D1Baseball in the organization's AAC preview.
- Five Bearcats were represented in the AAC prospect ranking for the upcoming 2023 MLB Draft, headlined by junior outfielder Cole Harting coming in at No. 5. LHP Alex Shea (No. 16), RHP Mitch White (No. 18), RHP Garrett Harker (No. 23) and INF Ryan Nicholson (No. 24) also garnered recognition as draft-eligible players this spring.
- LHP/1B Tommy O'Connor came in at No. 16, followed by LHP Conner Linn at No. 19 for the 2024 MLB Draft.
- A trio of Bearcats were selected to D1Baseball's impact freshmen list: INF Marcus Smith (No. 15), LHP Chase Horst (No. 22) and INF Kyle Schupmann (No. 25).

## GENTILE'S BACK

- Thomas Gentile was named Director of Baseball Sports Performance on Jan. 4, 2023. He was a pitcher and outfielder for the Bearcats from 2009-13. He was a two-time All-Big East All-Academic selection and a University of Cincinnati Legion of Excellence Inductee in 2013, the highest academic honor for student-athletes.
- He spent five years as a minor league performance coach for the Los Angeles Dodgers organization from 2015-20.

## 'O CAPTAIN, MY CAPTAIN

- Cincinnati baseball head coach Scott Googins named Cole Harting, Cam Scheler and Garrett Harker as team captains for the 2023 season.
- "Cam, Garrett, and Cole were voted on by their peers to help lead this team," said Googins. "For us to be successful, we must have captains who know and understand our philosophy but are also able to communicate and reinforce our standards to the rest of the team."

## HITTING THE BOOKS

- The Bearcats posted a 3.218 Fall Team GPA. 30 Bearcats made the Honor Roll for achieving a 3.0 GPA or higher while 18 made the Dean's List (3.4 or higher). CJ Dean and Zach Segal posted a perfect 4.0 GPA in the fall.

## ABOUT THE BEARCATS

- Cincinnati has 20 returners and 14 newcomers on the roster heading into the season under Scott Googins, who enters his sixth year as the head coach of the Bearcats.
- The Bearcats added 14 new players, with eight freshmen, two sophomores, one junior, one senior and two graduate students entering their first year at Cincinnati.
- The Bearcats brought on a total of six transfers. Sophomores Lauden Brooks (INF) and Kory Klingenberg (C), along with redshirt junior Alec Jones (C) and senior Mitch White (RHP). UC also added two graduate student transfers, Nick McClanahan (RHP) and Dylan Brosky (RHP).

## MAJOR LEAGUE 'CATS

- Josh Harrison (2006-08), Ian Happ (2013-15), Ryan Noda (2015-17) and Joey Wiemer (2018-20) will represent the Bearcats across four different Major League Baseball dugouts for the 2023 season.
- Harrison will begin the regular season with a new ball club in the Philadelphia Phillies, while Ian Happ is in his sixth season with the Chicago Cubs. Noda made his first MLB Opening Day roster with the Oakland A's.
- Two days after Opening Day, Wiemer was selected from Triple-A Nashville and became the 23rd major league baseball player in Cincinnati Bearcats history. He recorded his first hit in his first major league at bat with the Milwaukee Brewers.

WEEKLY HONORS

AAC PLAYER OF THE WEEK

| NAME           | HONOR (Date)                  |
|----------------|-------------------------------|
| Dylan Brosky   | Pitcher of the Week (March 6) |
| Ryan Nicholson | Player of the Week (May 1)    |

HONOR ROLL

| NAME             | DATE        |
|------------------|-------------|
| Ryan Nicholson   | February 20 |
| Alec Jones       | March 6     |
| Ryan Nicholson   | March 13    |
| Kameron Guidry   | March 27    |
| Griffin Hugus    | April 10    |
| Kerrington Cross | April 24    |

COLLEGIATE BASEBALL'S PLAYER OF THE WEEK

| NAME | HONOR (Date) |
|------|--------------|
|------|--------------|

PRESEASON ALL-AAC

|                |
|----------------|
| Ryan Nicholson |
|----------------|

CURRENT PRO PLAYERS

MAJOR LEAGUE BASEBALL

| NAME          | TEAM                  |
|---------------|-----------------------|
| Ian Happ      | Chicago Cubs          |
| Josh Harrison | Philadelphia Phillies |
| Ryan Noda     | Oakland A's           |
| Joey Wiemer   | Milwaukee Brewers     |

MINOR LEAGUE BASEBALL

| NAME             | TEAM                         |
|------------------|------------------------------|
| Cam Alldred      | Indianapolis (AAA - Pirates) |
| Art Warren       | Scranton (AAA - Yankees)     |
| Manny Rodriguez  | Birmingham (AA - NY Mets)    |
| Garrett Schoenle | Birmingham (AA- White Sox)   |
| Evan Shawver     | Spokane (High-A - Colorado)  |

INDEPENDENT

| NAME        | TEAM                 |
|-------------|----------------------|
| AJ Kullman  | American Association |
| Jace Mercer | Frontier League      |
| Wyatt Stapp | Frontier League      |



UC BASEBALL STADIUM

HOME OF THE BEARCATS

YEAR-BY-YEAR RECORD - UC BASEBALL STADIUM

| YEAR                      | W  | L  | YEAR  | W   | L   |
|---------------------------|----|----|-------|-----|-----|
| 2004                      | 1  | 2  | 2014  | 13  | 9   |
| 2005                      | 16 | 13 | 2015  | 10  | 14  |
| 2006                      | 22 | 10 | 2016  | 18  | 7   |
| 2007                      | 20 | 10 | 2017  | 15  | 11  |
| 2008                      | 23 | 11 | 2018  | 19  | 11  |
| 2009                      | 21 | 13 | 2019  | 16  | 12  |
| 2010                      | 18 | 12 | 2020  | 7   | 0   |
| 2011                      | 19 | 1  | 2021  | 17  | 8   |
| 2012                      | 10 | 20 | 2022  | 14  | 12  |
| 2013                      | 19 | 16 | TOTAL | 298 | 192 |
| (.609 winning percentage) |    |    |       |     |     |

2023 AMERICAN CONFERENCE STANDINGS (as of May 11)

| SCHOOL        | AAC  | AAC% | OVERALL | %    | H     | A     | N   | STK |
|---------------|------|------|---------|------|-------|-------|-----|-----|
| Houston       | 12-5 | .706 | 28-19   | .596 | 15-10 | 13-9  | 0-0 | W4  |
| East Carolina | 12-6 | .667 | 35-14   | .714 | 26-4  | 9-9   | 0-1 | W4  |
| Wichita State | 10-7 | .588 | 27-20   | .574 | 17-10 | 10-10 | 0-0 | L3  |
| UCF           | 8-10 | .444 | 27-22   | .551 | 18-12 | 9-10  | 0-0 | L2  |
| Memphis       | 8-10 | .444 | 26-22   | .542 | 16-12 | 10-10 | 0-0 | W5  |
| Cincinnati    | 8-10 | .444 | 21-27   | .438 | 11-11 | 10-14 | 0-2 | W1  |
| Tulane        | 7-11 | .389 | 14-34   | .292 | 8-17  | 6-17  | 0-0 | L1  |
| South Florida | 6-12 | .333 | 18-31   | .367 | 10-18 | 8-13  | 0-0 | L3  |

HITTING STREAKS

|                  | LONGEST | CURRENT |
|------------------|---------|---------|
| Kerrington Cross | 5       | 1       |
| Cole Harting     | 8       | 8       |
| JP Sponseller    | 4       | -       |
| Ryan Nicholson   | 6       | 2       |
| CJ Dean          | 2       | 2       |
| Kameron Guidry   | 6       | 2       |
| Lauden Brooks    | 3       | 2       |
| Cam Scheler      | 2       | -       |
| Max Palmieri     | 2       | 1       |
| Kory Klingenbeck | 2       | -       |
| Alec Jones       | 7       | -       |
| Kyle Schupmann   | 3       | -       |
| Griffin Hugus    | 3       | -       |
| Josh Hegemann    | 6       | 6       |
| Landyn Vidourek  | 8       | 1       |
| Tommy O'Connor   | 5       | 5       |
| Sean Springer    | 1       | 1       |

MULTI-HIT GAMES

|                  | TOTAL |
|------------------|-------|
| Kerrington Cross | 13    |
| Cole Harting     | 7     |
| JP Sponseller    | 3     |
| Ryan Nicholson   | 15    |
| CJ Dean          | 2     |
| Kameron Guidry   | 6     |
| Lauden Brooks    | 6     |
| Cam Scheler      | 2     |
| Max Palmieri     | 2     |
| Kory Klingenbeck | -     |
| Alec Jones       | 11    |
| Kyle Schupmann   | 1     |
| Griffin Hugus    | 6     |
| Josh Hegemann    | 10    |
| Landyn Vidourek  | 8     |
| Tommy O'Connor   | 5     |
| Sean Springer    | 1     |

REACHED-BASE STREAKS

|                  | LONGEST | CURRENT |
|------------------|---------|---------|
| Kerrington Cross | 13      | 1       |
| Cole Harting     | 8       | 8       |
| JP Sponseller    | 4       | -       |
| Ryan Nicholson   | 9       | 9       |
| CJ Dean          | 4       | 2       |
| Kameron Guidry   | 9       | 2       |
| Lauden Brooks    | 10      | 9       |
| Cam Scheler      | 3       | 1       |
| Max Palmieri     | 2       | 1       |
| Kory Klingenbeck | 3       | -       |
| Alec Jones       | 10      | -       |
| Kyle Schupmann   | 8       | 1       |
| Griffin Hugus    | 5       | -       |
| Josh Hegemann    | 11      | 6       |
| Landyn Vidourek  | 8       | 1       |
| Tommy O'Connor   | 7       | 7       |
| Sean Springer    | 3       | 2       |

MULTI-RBI GAMES

|                  | TOTAL |
|------------------|-------|
| Kerrington Cross | 5     |
| Cole Harting     | 8     |
| JP Sponseller    | 5     |
| Ryan Nicholson   | 10    |
| CJ Dean          | 1     |
| Kameron Guidry   | 11    |
| Lauden Brooks    | 3     |
| Cam Scheler      | -     |
| Max Palmieri     | 1     |
| Kory Klingenbeck | 1     |
| Alec Jones       | 8     |
| Kyle Schupmann   | 1     |
| Griffin Hugus    | 4     |
| Josh Hegemann    | 2     |
| Landyn Vidourek  | 5     |
| Tommy O'Connor   | 3     |
| Sean Springer    | 1     |

## THE LAST TIME

## THE LAST TIME A BEARCATS PLAYER ...

|  |  |
|--|--|
| Hit for the cycle.....                                 | Anthony Snowell; May 7, 1999 vs. Saint Louis   |
| Hit a grand slam.....                                  | Kameron Guidry & Kory Klingenberg; March 22, 2023 at Xavier  |
| Hit a walk-off home run.....                           | Kameron Guidry, April 11, 2023 vs. Miami (OH)  |
| Hit a walk-off base hit.....                           | Cole Harting, April 2, 2023 vs. Wichita State  |
| Walk-off RBI without a hit.....                        | bases-loaded HBP; Feb. 24, 2013 vs. Western Carolina   |
| Led off the game with a home run.....                  | Joe Powell, March 13, 2022 vs. Western Carolina  |
| Hit back-to-back home runs.....                        | Jones-Nicholson, 1st inning vs North Alabama, March 5, 2023  |
| Hit back-to-back-to-back home runs.....                | Nicholson-Cross-Sponseller; May 19, 2022 vs UCF, 3rd inning  |
| Hit two home runs in a game.....                       | Cole Harting; 2; May 11, 2022 vs NKU   |
| Hit 3+ home runs in a game.....                        | JP Sponseller; 3; March 5, 2022 vs. Northwestern, Game 2   |
| Hit a home run in two straight games.....              | Alec Jones, April 28-29, 2023 at USF   |
| Hit a home run in three straight games.....            | Ryan Nicholson at FGCU, Feb. 19 (1), 19 (2) and 20, 2022   |
| Hit an inside-the-park home run.....                   | Paul Komistek, March 29, 2020 vs. Oakland  |
| Hit two doubles in a game.....                         | Alec Jones, April 22, 2023 vs. Tulane  |
| Hit three doubles in a game.....                       | Jace Mercer, May 9, 2021 at Houston  |
| Hit two triples in a game.....                         | Kerrington Cross, March 19, 2022 vs Saint Joseph's   |
| Had four hits in a game.....                           | Josh Hegemann, April 30, 2023 vs. USF  |
| Had five hits in a game.....                           | Paul Komistek, Feb. 19, 2022 at FGCU   |
| Had 6+ hits in a game.....                             | Cole Harting, 6 at Xavier, March 20, 2021  |
| Had four RBIs.....                                     | Kameron Guidry, April 21, 2023 vs. Tulane  |
| Had five RBIs.....                                     | Tommy O'Connor, April 23, 2023 vs. Tulane  |
| Had 6+ RBIs.....                                       | JP Sponseller; 7; March 5, 2022 vs. Northwestern, Game 2   |
| Scored three runs.....                                 | Kerrington Cross, April 30, 2023 at USF  |
| Scored four runs.....                                  | JP Sponseller; 4; March 5, 2022 vs. Northwestern, Game 2   |
| Scored 5+ runs.....                                    | Jace Mercer, 5; February 28, 2020 vs Oakland   |
| Stole 3+ bases.....                                    | Lauden Brooks, 3, vs. Butler, March 26, 2023, Game 2   |
| Walked three times.....                                | Kameron Guidry, April 23, 2023 vs. Tulane  |
| Walked four times.....                                 | Josh Hegemann, vs. Butler, March 26, 2023, Game 2  |
| Had 15+ putouts.....                                   | Ryan Nicholson - 1B, 15; vs. Wichita State, April 1, 2023  |
| Has 20+ putouts.....                                   | Ryan Noda - 1B, 21; April 12, 2015 vs. Memphis   |
| Had 8+ assists.....                                    | Kameron Guidry - SS, 8; May 24, 2022 vs. Tulane  |
| Had 10+ assists.....                                   | Sean Springer - 2B, 11; May 6, 2023 vs. ECU  |
| Threw a complete game.....                             | Dylan Brosky, March 4, 2023 vs. North Alabama (7 innings)/Beau Keathley, May 24, 2022 vs. Tulane (9 innings) |
| Threw a complete-game shutout.....                     | Dylan Brosky, March 4, 2023 vs. North Alabama (7 innings)/I.T. Perez; April 20, 2018 vs #24 UConn            |
| Threw a complete game in back-to-back appearances..... | Tristan Hammans; April 14/21, 2015 vs. Xavier/Louisville   |
| Two Bearcats threw consecutive complete games.....     | Walker/Walsh; April 9/11, 2014, vs. Miami (OH)/UConn   |
| Three Bearcats threw consecutive complete games.....   | Orndorff/Zellner/Perez; May 8/13/14, 2016, vs. UCF/ Houston  |
| Threw 10 or more strikeouts.....                       | Beau Keathley, 12; March 20, 2022 vs. Saint Joseph's   |
| Pitched more than 9 innings in a game.....             | B.J. Borsa, 9.2; May 18, 2002 vs. Saint Louis  |
| Struck out four batters in an inning.....              | Tony Cento; May 7, 1999 vs. Saint Louis  |
| Threw a no-hitter.....                                 | Chris Murphy; April 15, 1995 vs IUPUI  |

## THE LAST TIME UC ...

|                                    |  |
|------------------------------------|--|
| Had 15-19 hits.....                | 15 at USF, April 30, 2023  |
| Had 20+ hits.....                  | 20 at Xavier, March 21, 2021                                       |
| Scored 10-14 runs.....             | 10 at USF, April 30, 2023  |
| Scored 15-19 runs.....             | 19 at Xavier, March 22, 2023                                       |
| Scored 20+ runs.....               | 22 at Xavier, March 20, 2021                                       |
| Scored 10+ runs in one inning..... | 10 runs, 6th inning; March 19, 2006 vs. Oakland                    |
| Hit 5+ doubles.....                | 5; vs. ECU, April 3, 2022  |
| Hit 3+ triples.....                | 3; April 10, 2019 vs Miami   |
| Hit three home runs.....           | vs. Tulane, April 21, 2023   |
| Hit four home runs.....            | at USF, April 28, 2023   |
| Hit 5+ home runs.....              | 5 at Xavier, March 20, 2021  |
| Hit two grand slams.....           | Kameron Guidry & Kory Klingenberg; at Xavier March 22, 2023        |
| Stole five bases.....              | vs. North Alabama, March 4, 2023; vs. North Alabama, March 5, 2023 |
| Stole six bases.....               | April 15, 2022 at Wichita State                                    |
| Stole 7+ bases.....                | 9, at Memphis, April 8, 2023                                       |
| Played 10 innings.....             | vs. #14 ECU, May 7, 2023   |
| Played 11 innings.....             | at Tulane, May 6, 2022   |
| Played 12+ innings.....            | 14; April 15, 2022 at Wichita State                                |
| Swept a 3-game series.....         | April 28-30, 2023 vs. USF  |
| Was swept in a 3-game series.....  | May 5-7, 2023 at #14 ECU   |
| Swept a 4-game series.....         | March 3-5, 2023 vs. North Alabama                                  |
| Was swept in a 4-game series.....  | April 1-3, 2021 at #11 ECU   |
| Swept a double-header.....         | March 5, 2023 vs. North Alabama                                    |
| Was swept in a double-header.....  | April 3, 2021 at #11 ECU   |
| Turned a triple play.....          | 8-6-3; at May 7, 2019 at Miami                                     |

NUMERICAL

| #  | NAME             | YR.   | POS.    | B/T | HT.  | WT. | HOMETOWN/HIGH SCHOOL/LAST SCHOOL                |
|----|------------------|-------|---------|-----|------|-----|---|
| 0  | Alec Jones       | R-Jr. | C       | R/R | 5-9  | 192 | Poway, Calif./Rancho Bernardo/Oral Roberts      |
| 2  | Kerrington Cross | R-So. | UTL     | R/R | 6-1  | 200 | Brownsburg, Ind./Brownsburg                     |
| 3  | JP Sponseller    | R-Jr. | INF     | L/R | 5-11 | 203 | Mason, Ohio/Mason/Elon                          |
| 4  | Sean Springer    | R-So. | INF     | L/R | 5-10 | 174 | Strongsville, Ohio/Holy Name                    |
| 5  | Cam Scheler      | R-Jr. | C       | R/R | 6-1  | 220 | Louisville, Ky./St. Xavier                      |
| 6  | Max Palmieri     | R-Jr. | INF     | R/R | 5-9  | 181 | Maineville, Ohio/Kings/Lincoln Memorial         |
| 8  | Lauden Brooks    | So.   | INF     | R/R | 5-10 | 190 | Cincinnati, Ohio/McNicholas/Texas Tech          |
| 9  | Kameron Guidry   | R-Jr. | INF     | R/R | 5-11 | 179 | Snellville, Ga./Redan/Georgia                   |
| 10 | Cole Harting     | Jr.   | OF      | R/R | 5-11 | 203 | West Chester, Ohio/Mason                        |
| 11 | Conner Linn      | Jr.   | LHP     | L/L | 6-3  | 217 | Kokomo, Ind./Western                            |
| 13 | Nick McClanahan  | Gr.   | RHP     | R/R | 6-2  | 164 | Union, Ky./Ryle/Franklin                        |
| 14 | Landyn Vidourek  | Fr.   | RHP/UTL | L/R | 6-2  | 180 | Hamilton, Ohio/Badin                            |
| 15 | Kory Klingenberg | R-So. | C       | S/R | 5-10 | 205 | Cincinnati, Ohio/Elder/Walters State            |
| 16 | Marcus Smith     | Fr.   | OF      | R/R | 6-0  | 191 | Harlem, N.Y./P27 Academy                        |
| 18 | Max Bergmann     | Jr.   | RHP     | R/R | 6-3  | 195 | Georgetown, Ind./St. Xavier                     |
| 20 | Jackson Murphy   | R-Sr. | RHP     | R/R | 6-2  | 238 | Cincinnati, Ohio/IMG Academy                    |
| 21 | Shawn Parnell    | Fr.   | RHP     | S/R | 5-10 | 193 | Akron, Ohio/Archbishop Hoban                    |
| 22 | Josh Hegemann    | Jr.   | OF      | L/L | 6-0  | 173 | Liberty Township, Ohio/Badin                    |
| 23 | Kyle Schupmann   | Fr.   | INF     | R/R | 6-1  | 191 | Geneva, Ill./Luther Prep                        |
| 25 | Ryan Nicholson   | R-Jr. | INF     | L/L | 6-4  | 229 | Louisville, Ky./St. Xavier                      |
| 26 | Chase Horst      | Fr.   | LHP     | L/L | 5-11 | 186 | Lititz, Pa./P27 Academy                         |
| 27 | Andrew Neff      | So.   | LHP     | R/L | 6-2  | 211 | Martinsville, Ind./Mooresville                  |
| 28 | Griffin Hugus    | Fr.   | RHP/UTL | L/R | 6-2  | 184 | Wellington, Fla./Cardinal Newman                |
| 29 | Carter Earls     | So.   | LHP     | L/L | 6-4  | 218 | Middletown, Ohio/Bishop Fenwick                 |
| 30 | CJ Dean          | R-Fr. | OF      | R/R | 6-0  | 196 | Columbus, Ohio/Centennial                       |
| 31 | Mitch White      | Sr.   | RHP     | R/R | 6-1  | 186 | Livonia, Mich./Churchill/Abilene Christian      |
| 32 | Dylan Brosky     | Gr.   | RHP     | R/R | 6-1  | 215 | East Millsboro, Pa./Brownsville/California (Pa) |
| 33 | Chase Hopewell   | R-Jr. | RHP     | R/R | 6-4  | 201 | Hamilton, Ohio/Badin/Findlay                    |
| 34 | Tommy Boba       | Fr.   | RHP     | R/R | 6-2  | 207 | Wheaton, Ill./Wheaton Warrenville South         |
| 35 | Garrett Harker   | So.   | RHP     | R/R | 6-0  | 185 | Lebanon, Ind./Lebanon Senior                    |
| 43 | Zach Segal       | R-Jr. | RHP     | R/R | 6-0  | 193 | Loveland, Ohio/Loveland                         |
| 44 | Tommy O'Connor   | So.   | LHP/1B  | L/L | 6-4  | 222 | Martinsville, Ind./Mooresville                  |
| 46 | Brenden Garula   | Fr.   | LHP     | R/L | 6-0  | 189 | Mason, Ohio/Mason                               |
| 77 | Alex Shea        | R-Jr. | LHP     | L/L | 6-4  | 211 | Union, Ky./St. Henry                            |

ALPHABETICAL

| #  | NAME             | POS.    |
|----|------------------|---------|
| 18 | Max Bergmann     | RHP     |
| 34 | Tommy Boba       | RHP     |
| 8  | Lauden Brooks    | INF     |
| 32 | Dylan Brosky     | RHP     |
| 2  | Kerrington Cross | UTL     |
| 30 | CJ Dean          | OF      |
| 29 | Carter Earls     | LHP     |
| 46 | Brenden Garula   | LHP     |
| 9  | Kameron Guidry   | INF     |
| 35 | Garrett Harker   | RHP     |
| 10 | Cole Harting     | OF      |
| 22 | Josh Hegemann    | OF      |
| 33 | Chase Hopewell   | RHP     |
| 26 | Chase Horst      | LHP     |
| 28 | Griffin Hugus    | RHP/UTL |
| 0  | Alec Jones       | C       |
| 15 | Kory Klingenberg | C       |
| 11 | Conner Linn      | LHP     |
| 13 | Nick McClanahan  | RHP     |
| 20 | Jackson Murphy   | RHP     |
| 27 | Andrew Neff      | LHP     |
| 25 | Ryan Nicholson   | INF     |
| 44 | Tommy O'Connor   | LHP/1B  |
| 6  | Max Palmieri     | INF     |
| 21 | Shawn Parnell    | RHP     |
| 5  | Cam Scheler      | C       |
| 23 | Kyle Schupmann   | INF     |
| 43 | Zach Segal       | RHP     |
| 77 | Alex Shea        | LHP     |
| 16 | Marcus Smith     | OF      |
| 3  | JP Sponseller    | INF     |
| 4  | Sean Springer    | INF     |
| 14 | Landyn Vidourek  | RHP/UTL |
| 31 | Mitch White      | RHP     |

COACHING STAFF

|    |  |
|----|--|
| 7  | Scott Googins - Head Coach (6th Season)                          |
| 13 | JD Heilmann - Pitching Coach/Recruiting Coordinator (6th Season) |
| 9  | Kyle Sprague - Hitting Coach/Infielders (6th Season)             |
| 27 | Lee Sponseller - Volunteer Assistant/Outfielders (3rd Season)    |

SUPPORT STAFF

|  |
|--|
| Andy Nagel - Director of Baseball Operations (8th Season)            |
| Austin Woodby - Director of Player Development/Pitching (1st Season) |
| Brian Jett - Athletic Trainer (2nd Season)                           |
| Thomas Gentile - Director of Sports Performance (1st Season)         |

PRONUNCIATIONS

|                     |                             |                     |
|---------------------|-----------------------------|---------------------|
| Scheler: SHE-ler    | Lauden: Lao-den (like 'ow') |                     |
| Segal: SEE-gull     | Brosky: Brah-ski            | Schupmann: Shup-man |
| Hegemann: Heg-a-men | Palmieri: Paul-merry        | Hugus: Hew-gus      |
| Guidry: Gid-ree     | Vidourek: Vid-er-rick       |                     |

ROSTER BY POSITION

|           |    |
|-----------|----|
| RHP.....  | 12 |
| INF ..... | 8  |
| LHP.....  | 7  |
| OF .....  | 4  |
| C.....    | 3  |

ROSTER BY CLASS

|                          |   |
|--------------------------|---|
| Freshmen.....            | 8 |
| Redshirt Freshmen .....  | 1 |
| Sophomores .....         | 5 |
| Redshirt Sophomores..... | 3 |
| Juniors .....            | 4 |
| Redshirt Juniors.....    | 9 |
| Seniors .....            | 1 |
| Redshirt Seniors.....    | 1 |
| Graduates.....           | 2 |

ROSTER BY STATE

|                    |    |
|--------------------|----|
| Ohio .....         | 15 |
| Kentucky.....      | 4  |
| Indiana .....      | 6  |
| Pennsylvania ..... | 2  |
| Illinois.....      | 2  |

One Each: New York, Georgia, Florida, California, Michigan



TV HEADSHOT CHART




**ALEC JONES**  
C • R/R • Poway, Calif.




**KERRINGTON KROSS**  
UTL • R/R • Brownsburg, Ind.




**JP SPONSELLER**  
OF • L/R • Mason, Ohio



**SEAN SPRINGER**  
INF • L/R • Strongsville, Ohio



**CAM SCHELER**  
C • R/R • Louisville, Ky.



**MAX PALMIERI**  
INF • R/R • Maineville, Ohio



**LAUDEN BROOKS**  
INF • R/R • Cincinnati, Ohio



**KAMERON GUIDRY**  
INF • R/R • Snellville, GA



**COLE HARTING**  
OF • R/R • West Chester, Ohio



**CONNER LINN**  
LHP • L/L • Kokomo, Ind.



**NICK MCCLANAHAN**  
RHP • R/R • Union, Ky.



**LANDYN VIDOUREK**  
RHP/UTL • L/R • Hamilton, Ohio




**KORY KLINGENBECK**  
C • S/R • Cincinnati, Ohio



**MARCUS SMITH**  
OF • R/R • Harlem, N.Y.



**MAX BERGMANN**  
RHP • R/R • Georgetown, Ind.



**JACKSON MURPHY**  
RHP • R/R • Cincinnati, Ohio




**SHAWN PARNELL**  
RHP • R/R • Akron, Ohio




**JOSH HEGEMANN**  
OF • L/L • Liberty Township, Ohio



**KYLE SCHUPMANN**  
INF • R/R • Geneva, Ill.



**RYAN NICHOLSON**  
INF • L/L • Louisville, Ky.



**CHASE HORST**  
LHP • L/L • Lititz, Pa.



**ANDREW NEFF**  
LHP • R/L • Martinsville, Ind.



**GRIFFIN HUGUS**  
RHP/UTL • L/R • Wellington, Fla.



**CARTER EARLS**  
LHP • L/L • Middletown, Ohio



**CJ DEAN**  
OF • R/R • Columbus, Ohio



**MITCH WHITE**  
RHP • R/R • Livonia, Mich.




**DYLAN BROSKY**  
RHP • R/R • East Millsboro, Pa.



**CHASE HOPEWELL**  
RHP • R/R • Hamilton, Ohio



**TOMMY BOBA**  
RHP • R/R • Wheaton, Ill.




**GARRETT HARKER**  
RHP • R/R • Lebanon, Ind.




**ZACH SEGAL**  
RHP • R/R • Loveland, Ohio



**TOMMY O'CONNOR**  
LHP/1B • L/L • Martinsville, Ind.



**BRENDEN GARULA**  
LHP • L/L • Mason, Ohio



**ALEX SHEA**  
LHP • L/L • Union, Ky.

COACHING STAFF




**SCOTT GOOGINS**  
HEAD COACH • 6TH SEASON



**JD HEILMANN**  
PITCHING COACH / RECRUITING



**KYLE SPRAGUE**  
HITTING COACH / INFELDERS



**LEE SPONSELLER**  
VOLUNTEER ASSISTANT / OUTFELDERS





## SCOTT GOOGINS • HEAD COACH • SIXTH SEASON • OHIO WESLEYAN '92

Scott Googins was named the 28th head baseball coach at the University of Cincinnati on June 6, 2017 and will enter his sixth season in the spring of 2023.

In 2022, the Bearcats continued to experience success as Griffin Merritt was named the AAC Player of the Year, joining Ian Happ (2015) as the only two Cincinnati baseball players to win the award. Merritt was also named CoSIDA First Team All-American, ABCA/Rawlings First Team All-Region and AAC Male Scholar-Athlete of the Year. Five Bearcats took home All-AAC honors in total, tying the Bearcats record since joining the AAC. In addition to the individual accolades, the Bearcats finished the year 35th in the nation with 87 homers and 27th in homers per game (1.58), both of which led the AAC.

Googins guided the Bearcats to their first winning season since 2011 in 2021. UC finished 29-26 and had five players named to the All-AAC First or Second Team. Left-handed pitcher Evan Shawver was drafted by the Colorado Rockies in the seventh round of the 2021 MLB Draft. The Bearcats had one of the best offenses in the conference in 2021, ranking in the top-three in just about every offensive category.

Prior to a pandemic-shortened 2020, Googins led the Bearcats to one of the most successful seasons in program history in 2019. Despite a slow 1-9 start, UC found itself as the No. 2 seed in the American Athletic Conference Tournament where they were yet to win a game. After winning its first three, UC went on to trounce UConn 22-5 to win the AAC Tournament title and advance to the NCAA postseason for the first time in 45 years.

Googins had made magic in the Queen City before and proved he could do it again in his second year. The team broke numerous records during the campaign. Six Bearcats earned All-AAC Tournament honors with AJ Bumpass being named the tournament MVP. Three players were named to the Corvallis Regional All-Tournament Team. Bumpass was later drafted by the Cincinnati Reds. The win over Oregon State marked Googins' 400th in his storied career.

In his first season, Googins guided UC to its best finish since 2011 as the Bearcats finished at 28-28 overall and an even 12-12 in American Athletic Conference play, one of the toughest RPI conferences in the nation. Shortstop Manny Rodriguez was drafted in the tenth round while pitchers Cam Alldred and J.T. Perez also were selected in the MLB draft. All three were all-conference honorees, marking the first time UC has ever had two first team honorees and three total honorees in AAC history. An impressive 23 Bearcats landed on the AAC All-Academic Team for having a 3.0 GPA or better. After posting a 3.20 fall GPA and 3.26 GPA in the spring, UC was recognized by the American Baseball Coaches Association with the Team Academic Excellence Award.

Googins made the move across town after 12 seasons as the head coach at Xavier. The all-time winningest coach in XU history, he compiled a 341-357 record with four NCAA Tournament appearances including back-to-back regional finals berths in 2016 and 2017 and six regular season or conference tournament championships.

Googins led Xavier to a 34-27 finish in 2017. The Musketeers won their second-straight BIG EAST Tournament Championship and advanced to the NCAA Regional Finals for the second-straight year. During his 12 seasons at the helm at XU, Googins earned coaching accolades as the 2009 ABCA Midwest Region Coach of the Year, the 2008 Atlantic 10 Coach of the Year and the 2016 BIG EAST Coaching Staff of the Year. Additionally, 11 of his players were chosen in the MLB First Year Player Draft since 2005.

Before taking the head coaching role at Xavier, Googins was an assistant at Miami (Ohio) from 2000-04. He was an assistant at Indiana from 1992-99, working with the Hoosiers' catchers, outfielders and hitters.

A native of Granville, Ohio, Googins was a three-year varsity letterwinner at Ohio Wesleyan in Delaware, Ohio. He moved into a coaching role as a senior and stayed on after graduation, coaching first base and working with the team's catchers.

## THE GOOGINS FILE

Hometown: Granville, Ohio

Wife: Jody

Children: Ellie, Tommy, Charlie

Education: Ohio Wesleyan '92

Playing Career: Ohio Wesleyan - 1989-92 (Catcher)

## COACHING CAREER

| YEAR      | SCHOOL     | POSITION        |
|-----------|------------|-----------------|
| 1992-1999 | Indiana    | Assistant Coach |
| 2000-04   | Miami (OH) | Assistant Coach |
| 2005      | Xavier     | Assistant Coach |
| 2006-17   | Xavier     | Head Coach      |
| 2018-     | Cincinnati | Head Coach      |

## CAREER ACCOMPLISHMENTS

- 2016 BIG EAST Coaching Staff of the Year
- 2009 ABCA Midwest Region Coach of the Year
- 2008 Atlantic 10 Coach of the Year
- Five NCAA Appearances (2009, 2014, 2016, 2017, 2019)
- Six 30-win seasons (2019, 2016, 2014, 2013, 2011, 2009)

## CHAMPIONSHIPS

- AAC Tournament Championship (2019)
- Three BIG EAST Tournament Championships (2014, 2016, 2017)
- BIG EAST Regular Season Championship (2016)
- Atlantic 10 Tournament Championship (2009)
- Atlantic 10 Regular Season Championship (2008)

## MILESTONE WINS

FIRST WIN ..... @ ETSU, 10-5 (02/16/06)  
 100TH WIN ..... Saint Joseph's, 6-6 (05/01/09)  
 FIRST NCAA WIN ..... vs. Sam Houston St., 9-6 (05/30/09)  
 200TH WIN ..... @ UAB, 12-4 (02/24/13)  
 300TH WIN ..... Villanova, 1-0 (05/19/16)  
 400TH WIN ..... Oregon State, 7-6 (05/31/19)

## GOOGINS YEAR-BY-YEAR RECORD

| YEAR                     | SCHOOL     | OVERALL    |            |             | CONFERENCE |            |             | FINISH | POSTSEASON           |
|--------------------------|------------|------------|------------|-------------|------------|------------|-------------|--------|----------------------|
|                          |            | W          | L          | PCT         | W          | L          | PCT         |        |                      |
| 2006                     | Xavier     | 19         | 37         | .339        | 9          | 18         | .333        | t-12th |                      |
| 2007                     | Xavier     | 29         | 31         | .483        | 17         | 10         | .630        | 4th    |                      |
| 2008                     | Xavier     | 27         | 31         | .466        | 19         | 8          | .704        | t-1st  |                      |
| 2009                     | Xavier     | 39         | 21         | .650        | 18         | 9          | .667        | 3rd    | NCAA Regionals (1-2) |
| 2010                     | Xavier     | 26         | 32         | .448        | 18         | 9          | .667        | 2nd    |                      |
| 2011                     | Xavier     | 30         | 27         | .536        | 14         | 10         | .583        | 4th    |                      |
| 2012                     | Xavier     | 28         | 28         | .500        | 13         | 11         | .542        | 7th    |                      |
| 2013                     | Xavier     | 32         | 26         | .552        | 16         | 8          | .667        | 4th    | NCAA Regionals (1-2) |
| 2014                     | Xavier     | 30         | 29         | .508        | 8          | 10         | .444        | 4th    |                      |
| 2015                     | Xavier     | 15         | 38         | .283        | 3          | 15         | .167        | 7th    | NCAA Regionals (2-2) |
| 2016                     | Xavier     | 32         | 30         | .516        | 14         | 4          | .778        | 1st    | NCAA Regionals (2-2) |
| 2017                     | Xavier     | 34         | 27         | .557        | 10         | 6          | .625        | 1st    |                      |
| <b>XAVIER TOTALS</b>     |            | <b>341</b> | <b>357</b> | <b>.489</b> | <b>159</b> | <b>118</b> | <b>.571</b> |        | <b>6-8 (.429)</b>    |
| YEAR                     | SCHOOL     | W          | L          | PCT         | W          | L          | PCT         | FINISH | POSTSEASON           |
| 2018                     | Cincinnati | 28         | 28         | .500        | 12         | 12         | .500        | 6th    |                      |
| 2019                     | Cincinnati | 31         | 31         | .500        | 13         | 11         | .542        | 2nd    | NCAA Regionals (1-2) |
| 2020                     | Cincinnati | 7          | 8          | .467        | 0          | 0          | .000        | n/a    |                      |
| 2021                     | Cincinnati | 29         | 26         | .510        | 18         | 14         | .563        | 4th    |                      |
| 2022                     | Cincinnati | 24         | 31         | .436        | 12         | 12         | .500        | 4th    |                      |
| <b>CINCINNATI TOTALS</b> |            | <b>119</b> | <b>124</b> | <b>.490</b> | <b>55</b>  | <b>49</b>  | <b>.529</b> |        | <b>1-2 (.333)</b>    |
| <b>CAREER TOTALS</b>     |            | <b>460</b> | <b>481</b> | <b>.489</b> | <b>213</b> | <b>165</b> | <b>.564</b> |        | <b>7-10 (.412)</b>   |

## ASSISTANT COACHES

13

**JD HEILMANN**

PITCHING COACH / RECRUITING COORDINATOR

JD Heilmann started his second stint as an assistant coach at the University of Cincinnati in the summer of 2017.

In 2022, Heilmann mentored a pair of pitchers to All-AAC honors in Conner Linn and Beau Keathley. Linn finished with a team-best 4.07 ERA while Keathley struck out a team-best 87 batters.

In 2021, Heilmann mentored Evan Shawver, who was drafted in the seventh round by the Rockies, and Garrett Schoenle, who signed with the White Sox as a NDFB after the 2021 season.

In his first year, Heilmann guided JT Perez and Cam Alldred to all-conference accolades and saw both move on to professional baseball. During the historic 2019 season, his pitching staff included two 12-strikeout performances and saw the second-most saves in a single-season by any UC closer in history.

Heilmann previously coached at UC from 2009-13, serving as the Bearcats pitching coach and recruiting coordinator and was responsible for bringing former All-American and current Chicago Cubs infielder Ian Happ to the Queen City.

He joined Head Coach Scott Googins' staff after working as the general manager of the Midland Baseball program, overseeing 18 amateur teams with ages ranging from 8-18. He also served as Prep Baseball Report's scouting supervisor (2016-17) and Scouting Director (2014-16) and was an associate scout for the Atlanta Braves (2015-17).

Heilmann is regarded as one of the top pitching coaches in college baseball and is known for his ability to develop and relate to pitchers.

He overtook a Cincinnati pitching staff that posted a 6.73 ERA in 2009 and shrunk the group's ERA to 4.25 in 2010, which ranked third in the BIG EAST Conference and 26th nationally.

Under Heilmann's tutelage, seven Bearcats went on to pitch in professional baseball. Six were selected in the Major League Baseball First-Year Player Draft.

Prior to Cincinnati, Heilmann served as the pitching coach and recruiting coordinator at Xavier University for seven seasons and in 2009, he helped the Musketeers to a school record for wins en route to their first Atlantic-10 Conference Tournament Championship and NCAA Tournament appearance.

Heilmann played for the Bearcats in 1997 earned a communications degree while completing his eligibility at the University of Cincinnati following a transfer from Ball State.

A 1993 Moeller High School graduate, Heilmann helped the Crusaders capture a State Baseball Championship, while earning All-City and All-League honors.

Heilmann and his wife Raegene have two children, Dax and Ryley.

9

**KYLE SPRAGUE**

HITTING COACH / INFELDERS

Kyle Sprague joined the University of Cincinnati baseball staff in the summer of 2017.

Sprague helped guide the hitters in 2022 to a team batting average of .277 while also helping the defense to a team .970 fielding percentage. The Bearcats finished the year 35th in the nation with 87 homers and 27th in homers per game (1.58), both of which led the AAC. He also mentored Griffin Merritt to AAC Player of the Year honors in 2022.

His work on offense came through the loudest during the team's historic 2019 season when the Bearcats' bats went on a torrential pace during the postseason. During the 4-0 AAC Tournament run, UC broke the tournament records for runs (51), RBIs (47) and hits (60).

In 2021, UC ranked in the top-three in the AAC in nearly every offensive category, including batting average (2nd), slugging percentage (2nd), runs scored (2nd), home runs (3rd) and total bases (2nd).

During the pandemic-shortened 2020 season, UC ranked 12th in the nation in triples per game, 14th in doubles per game, 21st in on-base percentage, 30th in scoring and 31st in slugging percentage.

Sprague came to UC after two seasons on Head Coach Scott Googins' staff at Xavier University as the volunteer assistant coach.

"Kyle has been with me the past two years and is a great addition to our staff here at UC," Googins said. "He brings a lot to the table - he does an unbelievable job with developing infielders and is on the cutting edge with hitters. He's a young up-and-coming coach who's very energetic and passionate about what he does."

During his two seasons at Xavier, the Musketeers won a BIG EAST Conference regular season championship (2016), two-straight league tournament championships (2016 & 17) and played in consecutive regional finals in the NCAA Championship (2016 & 17).

Sprague worked with hitters and infielders and assisted with outfielders at Xavier. The Musketeers set a school record with a .977 fielding percentage in 2017 after tying the previous record with a .974 mark in 2016.

Sprague has previous experience in the American Athletic Conference having served as a volunteer assistant coach at UCF in 2015.

Sprague has extensive experience as a camp instructor, working at the Marc Wilkins Baseball Academy from 2007-12 and for Cal Ripken Baseball in 2009. He also has served as a camp instructor at Clemson, Vanderbilt, Tennessee, LSU and Mississippi State, among others.

The Mansfield, Ohio, native graduated from Malone (Ohio) University with degrees in business administration and sports management. He played collegiately at Malone and Tiffin University.

Sprague and his wife Erin live in Cincinnati.

40

**LEE SPONSELLER**

VOLUNTEER ASSISTANT / OUTFELDERS

Lee Sponseller rejoined the Cincinnati baseball staff in August 2020 as the volunteer assistant coach.

He works with the outfielders as well as the hitters and perform other duties necessary for the advanced development of the student-athletes.

Sponseller helped guide the hitters in 2022 to a team batting average of .277. The Bearcats finished the year 35th in the nation with 87 homers and 27th in homers per game (1.58), both of which led the AAC.

In 2021, Sponseller assisted in the development of an offense that ranked in the top-three in the AAC in nearly every offensive category, including batting average (2nd), slugging percentage (2nd), runs scored (2nd), home runs (3rd) and total bases (2nd).

He also had a short stint as UC's volunteer director of player development.

Sponseller previously coached at Ohio Dominican, serving as the volunteer assistant coach, handling the team's hitting and outfielders as well as assisting with base running. He played at Ohio Dominican, finishing his career with a .367 batting average with 26 homeruns and 108 RBIs.

From there, he spent one year as a graduate transfer at Coastal Carolina, hitting .290 during the season with six homeruns and 42 RBI, including three grand slams.

Sponseller earned a bachelor's degree in finance and economics from Ohio Dominican in May 2017 and graduated with an MBA from Coastal Carolina in August 2018. He currently resides in Mason, Ohio.



CATCHER

## ALEC JONES 0

CLASS: **RS-JUNIOR**  
 HOMETOWN: **POWAY, CALIF.**  
 HIGH SCHOOL: **RANCHO BERNARDO**  
 R/R • 6-0 • 192

### CAREER HIGHS

Hits: 4, last vs. South Dakota St. (5/19/22)  
 Doubles: 2, last vs. Tulane (4/22/23)  
 Triples: 1, last vs. Central Arkansas (3/15/22)  
 Home runs: 1, last at USF (4/29/23)  
 Total bases: 7, at Omaha (5/15/21)  
 RBI: 5, vs. Butler (3/25/23)  
 Runs scored: 3, vs. Butler (3/25/23)  
 Walks: 3, at Memphis (4/8/23)  
 Hit by pitch: 2, last vs. Little rock (3/16/22)  
 Struck out: 3, last at Oklahoma State (4/19/22)  
 Sac flies: 1, last at Georgia State (2/18/23)  
 At bats: 6, at Oklahoma State (4/19/22)  
 Stolen bases: 2, at Memphis (4/8/23)  
 Putouts: 18, vs. North Dakota State (3/26/21)  
 Assists: 3, last at Omaha (5/27/22)

- Had five RBI, two homers (in back-to-back games), two runs scored and a .833 slugging percentage in UC's three-game sweep of USF
- Batted .538 (7-for-13) in three games against Tulane with four RBI, two doubles, and three runs scored
- Went 3-for-5 with a career-high five RBI in 15-5 win over Butler (March 25), including a three-run homer to right field in the first inning
- Earned spot on AAC weekly honor roll on March 6 after batting .571 (4-for-7) with a homer, three RBI and two walks in three games against North Alabama
- Lifted UC to a 2-1 walk-off victory over North Alabama in game three of series on March 5, driving in the winning run with a single to the pitcher
- Played two seasons for Oral Roberts (2021, 2022) and one season for Palomar College (2020)
- Older brother, Connor, who was a left-handed pitcher, caused Jones to become a catcher; loves the ocean and surfs nearly every morning in San Diego



INFILDER/OUTFIELDER

## KERRINGTON CROSS 2

CLASS: **RS-SOPHOMORE**  
 HOMETOWN: **BROWNSBURG, IND.**  
 HIGH SCHOOL: **BROWNSBURG**  
 R/R • 6-1 • 200

### CAREER HIGHS

Hits: 3, last at USF (4/30/23)  
 Doubles: 2, last vs. Indiana (4/19/23)  
 Triples: 2, vs. St. Joseph's (3/19/22)  
 Home runs: 1, last vs. Tulane (4/21/23)  
 Total bases: 8, vs. Memphis (5/13/22)  
 RBI: 5, vs. Indiana (4/19/23)  
 Runs scored: 3, last at USF (4/30/23)  
 Walks: 3, last vs. ECU (5/1/22)  
 Hit by pitch: 1, last at USF (4/28/23)  
 Struck out: 3, last at Florida (2/25/23)  
 Sac flies: 1, vs. Wright State (4/6/22)  
 At bats: 6, at Wichita State (4/15/22)  
 Stolen bases: 2, last at ECU (4/16/23)  
 Putouts: 3, last at ECU (4/14/23)  
 Assists: 5, last at Tulane (5/6/2022)

- Batted .368 (21-for-57) with 12 RBI, eight-multi hit performances, six doubles, seven stolen bases and 23 runs scored in 14 games in the month of April
- Named to AAC weekly honor roll on April 24; batting .562 (9-for-16) in four starts with six RBI, nine runs scored, four multi-hit games and four extra-base hits
- Batted .545 (6-for-11) in three games against Tulane with eight runs scored, a home run, a double and two walks
- Finished 3-for-5 with a career-high five RBI to go along with a career-high-tying two doubles and one run scored against Indiana (April 19)
- Went 3-for-5 with a career-high two doubles and one run scored in middle game versus Wichita State (April 1)
- Belted a pinch-hit home run to left field in eighth inning as Bearcats scored seven runs in the frame to rally past ECU, 10-5, on March 8
- Played in 52 games and started 50, mostly at third base, in 2022, batting .291; led the AAC with five triples, and stole a team-high 17 bases in 23 attempts
- Born in Honolulu, Hawaii and is majoring in chemical engineering



INFILDER

## JP SPONSELLER 3

CLASS: **RS-JUNIOR**  
 HOMETOWN: **MASON, OHIO**  
 HIGH SCHOOL: **MASON**  
 L/R • 5-11 • 203

### CAREER HIGHS

Hits: 3, last vs. Northwestern (3/5/2022)  
 Doubles: 2, last vs. UNA (3/4/23)  
 Triples: N/A  
 Home runs: 3, vs. Northwestern (3/5/2022)  
 Total bases: 12, vs. Northwestern (3/5/22)  
 RBI: 7, vs. Northwestern (3/5/2022)  
 Runs scored: 4, vs. Northwestern (3/5/22)  
 Walks: 3, last vs. Northern Kentucky (5/11/22)  
 Hit by pitch: 1, last at Xavier (3/22/23)  
 Struck out: 3, vs. Northwestern (3/4/22)  
 Sac flies: 1, last vs. UCF (5/20/22)  
 At bats: 5, last vs. UCF (5/19/22)  
 Stolen bases: 1, last vs. UNA (3/4/23)  
 Putouts: 11, last at Liberty (3/3/20)  
 Assists: 2, last vs. Indiana State (2/29/20)

- Went 2-for-5 with two RBI against Wright State on April 4
- Finished 2-for-4 with two RBI and two runs scored in UC's 19-6 win over Xavier on March 22
- Hit first home run of the season in home opener against Miami (OH) on March 1; finished 1-for-3 with two RBI and two walks
- Appeared in 43 games with 37 starts, primarily at DH, in 2022, batting .220 with 8 home runs, 7 doubles and 25 RBI
- Named one of Collegiate Baseball's National Players of the Week (3/7/22) following 3 HR, 7 RBI performance against Northwestern
- Played two seasons for Elon (2021, 2020)
- Brother Ty played football at the University of Cincinnati... brother Lee played baseball at Ohio Dominican and Coastal Carolina



## HITTER NOTES



INFILDER

## SEAN SPRINGER 4

CLASS: **RS-SOPHOMORE**  
 HOMETOWN: **STRONGSVILLE, OHIO**  
 HIGH SCHOOL: **HOLY NAME**  
 L/R • 5-10 • 174

### CAREER HIGHS

Hits: 2, at Georgia State (2/19/23)  
 Doubles: 1, vs. Saint Josephs (3/20/22)  
 Triples: N/A  
 Home runs: 1, vs. Wichita State (4/2/23)  
 Total bases: 4, vs. Wichita State (4/2/23)  
 RBI: 2, vs. Wichita State (4/2/23)  
 Runs scored: 1, last vs. ECU (5/7/23)  
 Walks: 1, last vs. ECU (5/5/23)  
 Hit by pitch: 1, last vs. ECU (5/7/23)  
 Struck out: 2, last at ECU (4/14/23)  
 Sac flies: N/A  
 At bats: 4, at Georgia State (2/19/23)  
 Stolen bases: 1, last vs. Butler (3/26/23)  
 Putouts: 1, last at ECU (4/14/23)  
 Assists: 11, vs. ECU (5/6/23)

- Had a career-high 11 assists against ECU on May 6, which matches the most in a single game by a Division I player since the 2021 season
- Smashed his first career home run over the left field wall — a two-out, two-run shot — in UC's 9-8 comeback win over Wichita State (April 2)
- Made his first career start at second base in series finale at GSU (Feb. 19), going 2-for-4 with an RBI in the 6-4 win
- Made collegiate debut as defensive sub vs. Northwestern last season (3/5/22)
- Doubled in his first collegiate at-bat against Saint Joseph's (3/20/22)
- Played for Park Rangers last summer where he was selected as a CSL All-Star and named CSL's "Dynamic Duo" for turning 25+ double plays in just 29 games



CATCHER

## CAM SCHELER 5

CLASS: **RS-JUNIOR**  
 HOMETOWN: **LOUISVILLE, KY.**  
 HIGH SCHOOL: **ST. XAVIER**  
 R/R • 6-1 • 220

### CAREER HIGHS

Hits: 3, at UCF (5/19/22)  
 Doubles: 1, last vs. Wichita State (4/1/23)  
 Triples: N/A  
 Home runs: 1, last at ECU (4/16/23)  
 Total bases: 7, at UCF (5/19/22)  
 RBI: 5, at UCF (5/19/2022)  
 Runs scored: 3, at UCF (5/19/22)  
 Walks: 2, last vs. Miami (OH) (3/1/23)  
 Hit by pitch: 1, last vs. Miami (OH) (3/1/23)  
 Struck out: 3, last vs. Tulane (5/27/22)  
 Sac flies: N/A  
 At bats: 5, vs. Louisville (4/12/22)  
 Stolen bases: 1, last vs. UNA (3/5/23)  
 Putouts: 16, last vs. Miami (OH) (3/1/23)  
 Assists: 3, at Xavier (3/28/22)

- 2023 Team Captain
- Belted second homer of the year, a solo shot to center field, against ECU on April 16
- Finished 2-for-4 with a double and RBI in middle game versus Wichita State (April 1), and launched first homer of the season in series finale (April 2)
- Made season debut versus Miami (OH) on March 1
- Played 25 games, starting 17 at catcher in 2022, batting .186 with 5 home runs and 15 RBI
- Posted a .313 batting average and .813 slugging percentage in conference play with two home runs, two doubles and eight RBI
- Launched a ninth inning, pinch-hit, walk-off home run in his first at-bat of the season against Ohio State (3/2/22)



INFILDER

## MAX PALMIERI 6

CLASS: **RS-JUNIOR**  
 HOMETOWN: **MAINEVILLE, OHIO**  
 HIGH SCHOOL: **KINGS**  
 R/R • 5-9 • 181

### CAREER HIGHS

Hits: 5, vs. King (Tenn.) (2/19/20)  
 Doubles: 1, last at UCF (5/19/22)  
 Triples: N/A  
 Home runs: 1, last vs. Xavier (5/9/23)  
 Total bases: 5, vs. King (Tenn.) (2/19/20)  
 RBI: 3, vs. King (Tenn.) (2/19/20)  
 Runs scored: 4, vs. Carson-Newman (3/7/20)  
 Walks: 2, last vs. Indiana (4/20/22)  
 Hit by pitch: 1, last vs. Houston (4/10/22)  
 Struck out: 2, last at ECU (5/1/22)  
 Sac flies: N/A  
 At bats: 6, last vs. Wichita St (4/16/22)  
 Stolen bases: 2, at Winthrop (3/14/23)  
 Putouts: 7, vs. Kentucky State (3/11/20)  
 Assists: 7, vs. Kentucky State (3/11/20)

- In first game back since April 11, belted a solo home run to left field in UC's 8-7 win over Xavier on May 9
- Went 3-for-4 with one run scored and career-high two stolen bases in 3-1 win over Winthrop (March 14)
- Made season debut in game one at Wofford (March 10) where he went 2-for-4 with a home run, two RBI and two runs scored
- Played for Lincoln Memorial University in 2020, and Lincoln Trail Community College in 2021
- Played in 27 games and started in 16 in 2022 for the Bearcats; batting .196 with three doubles, two home runs and seven RBI in 56 at-bats last season
- Started 21 games at Lincoln Memorial in 2020; recorded a season-high 5 hits against King (Tenn.) (2/19/20)



INFILDER

## LAUDEN BROOKS 8

CLASS: **SOPHOMORE**  
HOMETOWN: **CINCINNATI, OHIO**  
HIGH SCHOOL: **MCNICHOLAS**  
R/R • 5-10 • 190

### CAREER HIGHS

Hits: 2, last at USF (4/30/23)  
Doubles: 1, last vs. Miami (OH) (4/11/23)  
Triples: N/A  
Home runs: 1, last at USF (4/30/23)  
Total bases: 5, vs. UNA (3/5/23)  
RBI: 2, last at USF (4/30/23)  
Runs scored: 3, vs. Butler (3/26/23)  
Walks: 2, last vs. Tulane (4/23/23)  
Hit by pitch: 1, last at USF (4/29/23)  
Struck out: 3, at ECU (4/14/23)  
Sac flies: 1, vs. SFA (3/30/22)  
At bats: 4, last at USF (4/28/23)  
Stolen bases: 3, vs. Butler (3/26/23)  
Putouts: 6, vs. Princeton (3/18/23)  
Assists: 7, last at ECU (4/15/23)

- Finished 2-for-4 with his second homer of the season, a two-run shot to right center, in UC's 10-4 win over USF on April 30
- Went 2-for-3 with his first career triple and a career-high three stolen bases in UC's 13-3 win over Butler in the series finale
- Hit first career home run in 8-1 series finale win against North Alabama on March 5
- Went 2-for-2 with one RBI, two runs scored and two walks vs. Miami (OH) on March 1 - tying career highs in hits, walks and runs scored
- Made UC debut at Georgia State (Feb. 17-19) where he totaled two hits, two RBI and two walks in three starts
- Transfer from Texas Tech where he saw action in 12 games in 2022
- Comes from a family of Bearcats: Father Marc pitched at the University of Cincinnati (1984-1985), two older brothers also attended UC, says he "transferred home to UC to win championships"



INFILDER

## KAMERON GUIDRY 9

CLASS: **RS-JUNIOR**  
HOMETOWN: **SNELLVILLE, GA.**  
HIGH SCHOOL: **REDAN**  
R/R • 5-11 • 179

### CAREER HIGHS

Hits: 3, vs. Miami (OH) (4/11/23)  
Doubles: 2, at UCF (5/19/22)  
Triples: 1, vs. North Florida (3/6/21)  
Home runs: 1, last vs. Tulane (4/23/23)  
Total bases: 6, last vs. Tulane (4/21/23)  
RBI: 4, last vs. Tulane (4/21/23)  
Runs scored: 2, last at USF (4/29/23)  
Walks: 3, vs. Tulane (4/23/23)  
Hit by pitch: 2, vs. Miami (OH) (3/1/23)  
Struck out: 4, at Georgia State (2/17/23)  
Sac flies: 1, last at Memphis (4/8/23)  
At bats: 6, at Xavier (3/22/23)  
Stolen bases: 1, last vs. Indiana (4/19/23)  
Putouts: 4, last at Florida (2/24/23)  
Assists: 8, vs. Tulane (5/24/22)

- Leads the team in RBI (34) and multi-RBI games (11)
- Smashed three-run home run in the 10th to lift UC to a 7-5 walk-off win over Miami (OH) on April 11
- Earned a spot on the AAC weekly honor roll on March 27 after batting .316 (6-for-19) with a grand slam, 10 RBI and seven runs scored in five games played
- Launched his first career grand slam, ripped left field in the first inning, as UC downed rival Xavier, 19-6, on March 22
- Delivered a two-out, two-run single to left field in the top of the eighth to break the late-inning tie and give UC the 6-4 series finale win at Georgia State (Feb. 19)
- Played in 26 games, started 20 in 2022, batting .257 with 3 doubles, 4 home runs and 13 RBI in 70 at-bats
- Played two seasons at Georgia (2021, 202) where he appeared in 18 games in 2021



OUTFIELDER

## COLE HARTING 10

CLASS: **JUNIOR**  
HOMETOWN: **WEST CHESTER, OHIO**  
HIGH SCHOOL: **MASON**  
R/R • 5-11 • 203

### CAREER HIGHS

Hits: 6, at Xavier (3/20/21)  
Doubles: 2, last at UCF (5/19/22)  
Triples: 1, last vs. Indiana (4/20/22)  
Home runs: 2, last vs. Northern Kentucky (5/11/22)  
Total bases: 13, at Xavier (3/20/21)  
RBI: 5, last vs. Houston (4/9/2022)  
Runs scored: 4, at Xavier (3/20/21)  
Walks: 3, last vs. Wichita State (4/1/23)  
Hit by pitch: 1, last at Florida (2/26/23)  
Struck out: 4, last vs. Miami (OH) (3/1/2023)  
Sac flies: 1, last at UCF (5/19/22)  
At bats: 7, at Wichita State (4/14/22)  
Stolen bases: 2, last at Wichita State (4/15/22)  
Putouts: 9, at Tulane (5/8/2022)  
Assists: 1, last at ECU (4/15/23)

- 2023 Team Captain
- Recorded his 150th career hit on April 15 against ECU
- Notched his 100th career RBI with a two-run walk-off single in Cincinnati's 9-8 comeback victory over Wichita State (April 2)
- Finished 2-for-5 with a three-run home run in UC's 19-6 win over rival Xavier on March 22
- Earned No. 5 prospect ranking for the upcoming 2023 MLB Draft by DIBaseball in their AAC preview
- Started in all 54 of his games played in 2022, batting .313 with 9 doubles, 2 triples, 9 home runs and 47 RBI and scored a team-high 53 runs
- Last season, launched a two-run, walk-off home run against Northwestern (3/5/22) and hit first career grand slam at home vs. Houston (4/9/22)
- Three-time AAC weekly honor roll selection in 2022 and was named AAC Player of the Week in 2021

## HITTER NOTES



RHP/INFIELDER/OUTFIELDER

## LANDYN VIDOUREK 14

CLASS: **FRESHMAN**  
HOMETOWN: **HAMILTON, OHIO**  
HIGH SCHOOL: **BADIN**  
L/R • 6-2 • 180

### CAREER HIGHS

Hits: 3, vs. Wichita State (4/2/23)  
Doubles: 1, vs. UNA (3/4/23)  
Triples: 1, vs. Wichita State (4/2/23)  
Home runs: 1, last vs. ECU (5/6/23)  
Total bases: 5, last vs. Wichita State (4/4/23)  
RBI: 5, vs. UNA (3/4/23)  
Runs scored: 3, last vs. Wichita State (4/2/23)  
Walks: 3, at Florida (2/26/23)  
Hit by pitch: 1, vs. Miami (OH) (3/1/23)  
Struck out: 3, last at USF (4/28/23)  
Sac flies: N/A  
At bats: 5, last vs. Butler (3/26/23)  
Stolen bases: 1, last at ECU (4/16/23)  
Putouts: 7, at Winthrop (3/15/23)  
Assists: 1, at ECU (4/15/23)

- Hit his second home run, a two-run shot to right field, in UC's 9-7 extra-inning win over USF on April 28
- Smashed a two-run home run to right field in UC's 13-3 run-rule win over Butler in the series finale
- Belted his first career home run against Winthrop on March 15, going 2-for-5 with seven putouts
- Finished 2-for-5 with a personal-best five RBI in a 9-8 win against UNA on March 4 (game two)
- Went 2-for-3 with an RBI single and walk in middle game of series at No. 7 Florida (Feb. 25); drew three walks in series finale (Feb. 26)
- Made his collegiate debut in series finale at Georgia State (Feb. 19) where he registered his first collegiate hit
- Starred at Badin High School in Hamilton, Ohio where he was a starting pitcher in baseball and starting quarterback in football



CATCHER

## KORY KLINGENBECK 15

CLASS: **RS-SOPHOMORE**  
HOMETOWN: **CINCINNATI, OHIO**  
HIGH SCHOOL: **ELDER**  
S/R • 5-10 • 205

### CAREER HIGHS

Hits: 1, last at Xavier (3/22/23)  
Doubles: 1, last at USC Upstate (3/16/23)  
Triples: N/A  
Home runs: 1, at Xavier (3/22/23)  
Total bases: 4, at Xavier (3/22/23)  
RBI: 4, at Xavier (3/22/23)  
Runs scored: 2, at Xavier (3/22/23)  
Walks: 1, last vs. Indiana (4/19/23)  
Hit by pitch: 1, last vs. UNA (3/4/23)  
Struck out: 4, at Georgia State (2/19/23)  
Sac flies: N/A  
At bats: 5, at Georgia State (2/19/23)  
Stolen bases: N/A  
Putouts: 13, vs. Butler (3/26/23)  
Assists: 4, vs. Indiana (4/19/23)

- Cleared the bases with his first career grand slam, ripped to right center, in UC's 19-6 win over rival Xavier on March 22
- Went 1-for-3 with an RBI and walk at USC Upstate (March 16) where he notched his third double of the season in the eighth inning
- Made his UC debut at Georgia State (Feb. 17-19) with two starts at catcher, recording a hit in each of the contests
- Transfer from Walters State Community College where he exploded for 14 home runs and 48 RBI in 2022
- Batted .306 with a slugging percentage of .736 in 49 games of action and had a .997 fielding percentage with 33 defensive assists on the season
- Local product who starred at Elder High School in Cincinnati



OUTFIELDER

## MARCUS SMITH 16

CLASS: **FRESHMAN**  
HOMETOWN: **HARLEM, N.Y.**  
HIGH SCHOOL: **P27 ACADEMY**  
R/R • 6-0 • 191

### CAREER HIGHS

Hits:  
Doubles:  
Triples:  
Home runs:  
Total bases:  
RBI:  
Runs scored:  
Walks:  
Hit by pitch:  
Struck out:  
Sac flies:  
At bats:  
Stolen bases:  
Putouts:  
Assists:

- Came in at No. 15 in D1Baseball's top impact freshman in their organization's AAC preview





OUTFIELDER

## JOSH HEGEMANN 22

CLASS: **JUNIOR**  
HOMETOWN: **LIBERTY TOWNSHIP, OHIO**  
HIGH SCHOOL: **BADIN**  
L/L • 6-0 • 173

### CAREER HIGHS

Hits: 4, at USF (4/29/23)  
Doubles: 1, vs. Butler (3/26/23)  
Triples: 1, vs. ECU (5/5/23)  
Home runs: N/A  
Total bases: 3, vs. Butler (3/26/23)  
RBI: 3, vs. Butler (3/26/23)  
Runs scored: 2, last vs. Xavier (5/9/23)  
Walks: 4, vs. Butler (3/26/23)  
Hit by pitch: 1, last at USC Upstate (3/16/23)  
Struck out: 3, at Xavier (3/30/22)  
Sac flies: N/A  
At bats: 5, last vs. ECU (5/7/23)  
Stolen bases: 2, at Memphis (4/8/23)  
Putouts: 6, vs. ECU (5/7/23)  
Assists: 1, at USC Upstate (3/16/23)

- Perfect 4-for-4 with a walk and one run scored against USF on April 30 - first four-hit performance of the season by a Bearcat and first since April 2, 2022
- Batted .875 (7-for-8) with an .889 on-base percentage in two games played against USF
- Against Butler, drove in a career-high three runs in the middle game and drew a career-high four walks in the series finale
- Finished 2-for-2 with a run scored, a walk and a stolen base versus Princeton (March 18)
- Notched first multi-RBI game with two RBI while going 2-for-4 at the plate against Miami (OH) on March 1
- Made two starts during opening weekend, including a two-walk, one-run scored outing in 6-4 series finale win at GSU (Feb. 19)
- Appeared in 18 games in 2022, where he scored four runs, drew four walks and picked up two RBI & played in 17 games with three at-bats as a freshman in 2021



INFIELDER

## KYLE SCHUPMANN 23

CLASS: **FRESHMAN**  
HOMETOWN: **GENEVA, ILL.**  
HIGH SCHOOL: **LUTHER PREP**  
R/R • 6-1 • 191

### CAREER HIGHS

Hits: 2, at Florida (2/26/23)  
Doubles: 1, at Florida (2/25/23)  
Triples: N/A  
Home runs: 1, last vs. Marshall (3/21/23)  
Total bases: 5, at Florida (2/26/23)  
RBI: 3, at Florida (2/26/23)  
Runs scored: 2, last at Xavier (3/22/23)  
Walks: 3, vs. UNA (3/4/23)  
Hit by pitch: 2, at Georgia State (2/18/23)  
Struck out: 2, last vs. Wichita State (4/1/23)  
Sac flies: 1, vs. Louisville (3/28/23)  
At bats: 5, at Florida (2/26/23)  
Stolen bases: 1, last at Xavier (3/22/23)  
Putouts: 5, vs. Wichita State (4/2/23)  
Assists: 5, vs. Wichita State (4/1/23)

- Belted his second career home run, a solo shot to left field, against Marshall on March 21
- Went 2-for-5 with his first career home run and 3 RBI in series finale at No. 7 Florida (Feb. 26)
- Made collegiate debut at third base in first-ever collegiate game at Georgia State (Feb. 17)
- Came in at No. 25 in DIBaseball's top impact freshman in their organization's AAC preview
- Named All-State his senior year and was a three-time First Team All-Conference selection (covid canceled 2020 season) at Luther Prep



INFIELDER

## RYAN NICHOLSON 25

CLASS: **RS-JUNIOR**  
HOMETOWN: **LOUISVILLE, KY.**  
HIGH SCHOOL: **ST. XAVIER**  
L/L • 6-4 • 229

### CAREER HIGHS

Hits: 3, last vs. Butler (3/25/23)  
Doubles: 2, last vs. Tulane (4/21/23)  
Triples: 1, last at USF (4/29/23)  
Home runs: 1, last vs. ECU (5/7/23)  
Total bases: 7, last at Florida (2/24/23)  
RBI: 4, vs. Wichita State (4/23/21)  
Runs scored: 3, last vs. Butler (3/25/23)  
Walks: 3, last at Wofford (3/10/23)  
Hit by pitch: 1, vs. East Carolina (5/26/22)  
Struck out: 3, last vs. Tulane (4/23/23)  
Sac flies: 2, vs. Western Michigan (3/13/21)  
At bats: 6, last at USF (4/28/23)  
Stolen bases: 1, last vs. Butler (3/26/23)  
Putouts: 16, at Wichita State (4/16/22)  
Assists: 3, last vs. ECU (5/6/23)

- Leads the club in hits (51), home runs (12), doubles (11) and multi-hit games (15) and is second in RBI (33) and multi-RBI games (10)
- Named AAC Player of the Week on May 1 after recording two homers, one triple, seven RBI and five runs scored in UC's three-game sweep of USF
- Went 3-for-4 vs. Princeton (March 17) with a career-high two doubles that each drove in a run
- Collected second AAC weekly honor roll recognition on March 13 after batting .400 (4-for-10) with a home run, three walks and three runs scored in three games
- Earned a spot on first AAC weekly honor roll of the season (Feb. 20), batting .462 (6-for-13) with a home run, two RBI, four runs scored and two walks at GSU
- Preseason All-American Athletic Conference selection after being named Second Team All-AAC in 2022, batting .277 with 12 doubles, 12 home runs and 40 RBI
- Was second on the team in doubles (12), home runs (12) and slugging percentage (.529), third in RBI (40) and fifth in hits (53) and runs (41) in 2022
- Has played in 157 career games for the Bearcats, recording 107 career RBI, 106 runs scored, 29 home runs and 27 doubles

## HITTER NOTES



RHP/INFIELDER/OUTFIELDER

## GRIFFIN HUGUS 28

CLASS: **FRESHMAN**  
HOMETOWN: **WELLINGTON, FLA.**  
HIGH SCHOOL: **CARDINAL NEWMAN**  
S/R • 6-2 • 184

## CAREER HIGHS

Hits: 3, last at USF (4/29/23)  
Doubles: 2, vs. Miami (OH) (4/11/23)  
Triples: N/A  
Home runs: 1, last vs. UNA (3/5/23)  
Total bases: 5, at Georgia State (2/19/23)  
RBI: 3, vs. Miami (OH) (3/1/23)  
Runs scored: 2, last vs. Butler (3/26/23)  
Walks: 2, vs. Miami (OH) (3/1/23)  
Hit by pitch: 1, last at USF (4/30/23)  
Struck out: 4, vs. Tulane (4/22/23)  
Sac flies: N/A  
At bats: 5, last at USF (4/28/23)  
Stolen bases: 2, last at USF (4/28/23)  
Putouts: 6, vs. Xavier (5/9/23)  
Assists: 6, vs. Tulane (4/22/23)

Innings Pitched: 5.0, at Memphis (4/6/23)  
Walks allowed: 5, at ECU (4/14/23)  
Strikeouts: 6, at Memphis (4/6/23)  
Batters faced: 21, at Memphis (4/6/23)

- Made first career start at 1B in win against Xavier (May 9), then went to SS where completed the 9-6-2 game-saving play in the ninth before ending the game on the mound for his second save of the season
- Batted .500 (7-for-14) in UC's three-game sweep of USF with three runs scored, an RBI and two stolen bases
- Finished 3-for-4 with a career-high two doubles to go along with a stolen base and one run scored in UC's 7-5 walk-off win over Miami (OH) on April 11
- Named to AAC weekly honor roll on April 10 after earning first career win in first collegiate start in 6-2 win over Memphis (April 6) / 5.0 IP, 3 H, 1 R, 2 BB, 6 SO
- Made collegiate debut, coming in as a relief pitcher, in first-ever collegiate game at Georgia State (Feb. 17)
- Picked up his first career save in series finale at GSU (Feb. 19) where he also went 2-for-4 at the plate with his first career home run - a two-run shot
- Made collegiate debut, coming in as a relief pitcher, in first-ever collegiate game at Georgia State (Feb. 17)



OUTFIELDER

## CJ DEAN 30

CLASS: **RS-FRESHMAN**  
HOMETOWN: **COLUMBUS, OHIO**  
HIGH SCHOOL: **CENTENNIAL**  
R/R • 6-0 • 196

## CAREER HIGHS

Hits: 2, vs. UNA (3/5/23)  
Doubles: N/A  
Triples: N/A  
Home runs: 1, vs. UNA (3/4/23)  
Total bases: 5, vs. UNA (3/5/23)  
RBI: 2, vs. UNA (3/4/23)  
Runs scored: 1, last vs. Indiana (4/19/23)  
Walks: 1, vs. UNA (3/5/23)  
Hit by pitch: 1, last vs. UNA (3/5/23)  
Struck out: 2, last at Wofford (3/11/23)  
Sac flies: N/A  
At bats: 3, last vs. Tulane (4/21/23)  
Stolen bases: 2, vs. Tulane (4/21/23)  
Putouts: 4, vs. Tulane (4/22/23)  
Assists: 1, last vs. Indiana (4/19/23)

- Finished 2-for-4 with an RBI in UC's 9-8 win over Xavier (May 9) - made the game-saving 9-6-2 in the top of the ninth as the tying run was called out at home
- Came in late against Indiana (April 19), going 1-for-2 with an RBI and run scored
- Went 2-for-3 in 9-0 win over UNA on March 4 (game one) with his first career home run - a two-run shot to left field
- Made UC debut in game one of series at Georgia State (Feb. 17) and picked up his first collegiate hit in game three
- Played at Centennial High School in Columbus, Ohio where he was a two-sport All-District award winner in football and baseball
- Father played baseball at Ohio Dominican; sister Alyssa played basketball at Memphis



LEFT-HANDED PITCHER/UTL

## TOMMY O'CONNOR 44

CLASS: **SOPHOMORE**  
HOMETOWN: **MARTINSVILLE, IND.**  
HIGH SCHOOL: **MOORESVILLE**  
L/L • 6-4 • 222

## CAREER HIGHS

Hits: 3, vs. Tulane (4/23/23)  
Doubles: 1, last at USF (4/30/23)  
Triples: N/A  
Home runs: 1, last vs. ECU (5/5/23)  
Total bases: 7, vs. Tulane (4/23/23)  
RBI: 5, vs. Tulane (4/23/23)  
Runs scored: 2, last at USF (4/29/23)  
Walks: 3, vs. UNA (3/4/23)  
Hit by pitch: N/A  
Struck out: 3, vs. ECU (5/5/23)  
Sac flies: N/A  
At bats: 4, last at USF (4/28/23)  
Stolen bases: 1, last at USF (4/30/23)  
Putouts: 3, last vs. ECU (5/5/23)  
Assists: 1, last vs. ECU (5/5/23)

Innings Pitched: 4.0, at Memphis (4/8/23)  
Walks allowed: 5, vs. Indiana (4/19/23)  
Strikeouts: 5, vs. Tulane (5/27/22)  
Batters faced: 17, at Memphis (4/8/23)

- Has a .375 average (12-for-32) in conference play with a .813 slugging percentage and .512 on-base percentage
- Hit his fifth home run of the season, a two-run shot that went 468 feet over the right field wall at 114 mph off the bat, against ECU on May 5
- Went 3-for-4 with a three-run home run, a double, two runs scored, a walk and a stolen base in UC's 12-1 win over Tulane on April 23
- Batted .357 (5-for-14) with five RBI in four starts from April 10-16, recording home runs in back-to-back games against Miami (OH) and ECU
- Belted first career home run - a three-run shot 418 feet over the right field wall - in UC's 7-5 walk-off win over Miami (OH) on April 11; made first-ever start in LF
- Went a career-long 4.0 innings, allowing just one run on three hits in his second start of the season as UC defeated Memphis, 5-3, on April 8
- Earned No. 16 prospect ranking for the 2024 MLB Draft by DiBaseball in their AAC preview
- Appeared in four games for the Bearcats in 2022, pitching 6.1 innings all in relief... Made collegiate debut at Louisville (4/12/22)



LEFT-HANDED PITCHER

## CONNER LINN II

CLASS: **JUNIOR**  
 HOMETOWN: **KOKOMO, IND.**  
 HIGH SCHOOL: **WESTERN**  
 L/L • 6-3 • 217

### CAREER HIGHS

Innings Pitched: 7, vs. ECU (4/30/22)  
 Walks allowed: 3, vs. Northwestern (3/05/22)  
 Strikeouts: 6, vs. Tulane (5/07/22)  
 Batters faced: 28, vs. ECU (4/30/22)  
 Field chances: 3, vs. ECU (4/01/22)  
 Putouts: 1, vs. South Florida (4/23/22)  
 Assists: 3, vs. ECU (4/01/22)

- Made his first start of the season in the series finale against Butler (March 26), working one inning in his season debut
- Earned No. 19 prospect ranking for the 2024 MLB Draft by D1Baseball in their AAC preview
- Named Second Team All-AAC in 2022
- Finished the 2022 season with a 4-2 record and a 4.07 ERA
- Pitched at least six innings in five of his 10 starts last year
- Was first on the team in ERA (4.07), third in starts (10) and fourth in innings pitched (48.2) and strikeouts (38)



RIGHT-HANDED PITCHER

## NICK MCCLANAHAN 13

CLASS: **GRADUATE**  
 HOMETOWN: **UNION, KY.**  
 HIGH SCHOOL: **RYLE**  
 R/R • 6-2 • 164

### CAREER HIGHS

Innings Pitched: 8.0, vs. Anderson (5/12/22)  
 Walks allowed: 5, vs. Anderson (5/12/22)  
 Strikeouts: 15, vs. Mt. St Josephs (4/23/22)  
 Batters faced: 34, vs. Anderson (5/12/22)  
 Field chances: 5, vs. Manchester (4/16/22)  
 Putouts: 2, vs. Transylvania (4/30/22)  
 Assists: 3, vs. Manchester (4/16/22)

- Went a season-long 2.0 innings with three strikeouts in UC's 9-8 win over North Alabama on March 4
- Made UC debut in game one of series at Georgia State (Feb. 17) where he went one shutout inning, striking out one and walking three
- Transfer from Franklin where he appeared in 12 games with 12 starts with a 6-0 record last season
- Totaled 87 strikeouts in 70.2 innings pitched in 2022... struck out a career-high 15 batters against Mt. St. Joseph on April 23, 2022
- Appeared in 13 games with 10 starts with a record of 6-1, 55.1 innings pitched and 65 strikeouts as a junior in 2021
- Posted 157 strikeouts in his four-year career at Franklin



RIGHT-HANDED PITCHER

## MAX BERGMANN 18

CLASS: **JUNIOR**  
 HOMETOWN: **GEORGETOWN, IND.**  
 HIGH SCHOOL: **ST. XAVIER**  
 R/R • 6-3 • 195

### CAREER HIGHS

Innings Pitched: 5.1, vs. Houston (4/8/22)  
 Walks allowed: 3, last at East Carolina (4/3/21)  
 Strikeouts: 8, vs. Houston (4/8/22)  
 Batters faced: 22, last vs. East Carolina (5/14/21)  
 Field chances: 2, last at East Carolina (5/1/22)  
 Putouts: N/A  
 Assists: 2, last vs. ECU (5/1/22)

- Has 92 strikeouts in his career
- Earned his first save of the year, fourth of his career, in series opener against USF (April 28); retired the side in order with two strikeouts in bottom of the 10th
- Struck out a season-high six batters in four innings in relief at Wofford on March 10
- Tossed a scoreless ninth inning with a strikeout in UC's 10-5 win over ECU on March 8
- Pitched 51.2 innings in 22 appearances out of the Cincinnati bullpen in 2022 where he recorded a 7.14 ERA with 45 strikeouts and only 17 walks
- Appeared in 16 games and pitched 28.2 innings in 2021
- Played for St. Xavier High School in Louisville where he threw a no-hitter as a junior in the district championship resulting in a win



## BULLPEN NOTES



RIGHT-HANDED PITCHER

## JACKSON MURPHY 20

CLASS: **RS-SENIOR**  
 HOMETOWN: **CINCINNATI, OHIO**  
 HIGH SCHOOL: **IMG ACADEMY**  
 R/R • 6-2 • 238

## CAREER HIGHS

Innings Pitched: 3.0, last vs. ECU (5/15/21)  
 Walks allowed: 4, vs. Saint Louis (3/27/21)  
 Strikeouts: 4, last at South Florida (4/30/21)  
 Batters faced: 14, last vs. ECU (5/26/22)  
 Field chances: 2, last at Memphis (4/8/23)  
 Putouts: 1, last at Memphis (4/8/23)  
 Assists: 2, last vs. North Alabama (3/4/23)

- 13 strikeouts from 100 in his career and is ninth all-time at UC in career appearances with 73
- Earned his first career save in UC's 12-9 win over Tulane (April 21) - with two runners on with one out, he came out of the bullpen and retired the next two batters
- Tied for first on the team in wins (3), most recently picking up the victory in 1.2 shutout innings against Memphis on April 8
- Earned the win in 2.2 innings of relief work in UC's 2-1 walk-off win against UNA in game three of series on March 5
- Went two shutout innings while giving up one hit, allowing no walks and striking out three to earn the series finale win at Georgia State (Feb. 19)
- Appeared in a team-high 23 games, all out of the bullpen, in 2022, holding a 6.21 ERA with a 3-2 record, notching 25 strikeouts in 29.0 IP
- Father, Shenan, played baseball at UC and older brother, Cole, played baseball at UC from 2016-2019



RIGHT-HANDED PITCHER

## SHAWN PARNELL 21

CLASS: **FRESHMAN**  
 HOMETOWN: **AKRON, OHIO**  
 HIGH SCHOOL: **ARCHBISHOP HOBAN**  
 S/R • 5-10 • 193

## CAREER HIGHS

Innings Pitched:  
 Walks allowed:  
 Strikeouts:  
 Batters faced:  
 Field chances:  
 Putouts:  
 Assists:

- Attended Archbishop Hoban in Akron, Ohio where he was a four-year varsity letterwinner in baseball and football
- Was a pitcher and shortstop in baseball; safety and receiver in football
- Two-time state champion in football, won state championship in baseball his junior year
- Has long list of relatives who played collegiate and professional sports, including dad, Renard, who played football at Kent State



LEFT-HANDED PITCHER

## CHASE HORST 26

CLASS: **FRESHMAN**  
 HOMETOWN: **LITITZ, PA.**  
 HIGH SCHOOL: **P27 ACADEMY**  
 L/L • 5-11 • 186

## CAREER HIGHS

Innings Pitched: 5.2, at Wofford (3/11/23)  
 Walks allowed: 4, vs. Princeton (3/17/23)  
 Strikeouts: 7, vs. Butler (3/26/23)  
 Batters faced: 26, at Wofford (3/11/23)  
 Field chances: 2, last vs. Tulane (4/21/23)  
 Putouts: 1, vs. Tulane (4/23/23)  
 Assists: 2, last vs. Tulane (4/21/23)

- Pitched to a 1.69 ERA in two outings against USF; earned the win in series finale, allowing one unearned run on three hits with three strikeouts and zero walks
- Earned the win in 2.1 shutout innings in relief against Tulane in the opener; went 3.0 scoreless innings in relief in series finale win against the Green Wave
- Struck out a career-high seven batters over five innings in middle game against Butler on March 26
- Provided a solid start where he worked 5.2 innings and allowed two runs on six hits while striking out three batters with two walks at Wofford on March 10
- Earned his first career win in series finale vs. UNA on March 5; allowed one run on two hits and struck out three batters in five innings of work
- Worked four innings in his Bearcat debut in game two of series at GSU (Feb. 18), allowed one run on two hits and struck out five batters with three walks
- Came in at No. 22 in DIBaseball's top impact freshman in their organization's AAC preview



LEFT-HANDED PITCHER

## ANDREW NEFF 27

CLASS: **SOPHOMORE**  
HOMETOWN: **MARTINSVILLE, IND.**  
HIGH SCHOOL: **MOORESVILLE**  
R/L • 5-11 • 211

### CAREER HIGHS

Innings Pitched: 1.1, vs. UCF (5/19/22)  
Walks allowed: 1, last vs. UCF (5/19/22)  
Strikeouts: 2, vs. FGCU (2/20/22)  
Batters faced: 7, last vs. Indiana (4/20/22)  
Field chances: 2, last vs. Indiana (4/20/22)  
Putouts: N/A  
Assists: 2, vs. Indiana (4/20/22)

- Pitched in four games, all out of the Cincinnati bullpen, in 2022
- Held a 6.23 ERA with four strikeouts in 4.1 IP
- Struck out two batters in collegiate debut at FGCU (2/20/22)
- Father, Bert, played baseball at Indiana and Louisville



LEFT-HANDED PITCHER

## CARTER EARLS 29

CLASS: **SOPHOMORE**  
HOMETOWN: **MIDDLETOWN, OHIO**  
HIGH SCHOOL: **BISHOP FENWICK**  
L/L • 6-4 • 218

### CAREER HIGHS

Innings Pitched: 2.1, last vs. Indiana (4/20/22)  
Walks allowed: 3, vs. Indiana (4/20/22)  
Strikeouts: 3, vs. Louisville (4/12/22)  
Batters faced: 13, vs. Indiana (4/20/22)  
Field chances: 2, vs. Indiana (4/20/22)  
Putouts: N/A  
Assists: 1, vs. Indiana (4/20/22)

- Made season debut in series finale win against UNA on March 5
- Started three games for the Bearcats in four total appearances in 2022
- Student Body President his senior year at Bishop Fenwick where he earned all-league honors in baseball, football and basketball
- Plans to major in finance, earn MBA and go to law school



RIGHT-HANDED PITCHER

## MITCH WHITE 31

CLASS: **SENIOR**  
HOMETOWN: **LIVONIA, MICH.**  
HIGH SCHOOL: **CHURCHILL**  
R/R • 6-1 • 186

### CAREER HIGHS

Innings Pitched: 4.1, vs. ECU (5/7/23)  
Walks allowed: 2, last at ECU (4/16/23)  
Strikeouts: 3, last vs. ECU (5/7/23)  
Batters faced: 13, vs. ECU (5/7/23)  
Field chances: 1, last at Memphis (4/8/23)  
Putouts: 1, at Memphis (4/8/23)  
Assists: N/A

- Retired all 13 batters he faced in a career-long 4.1 innings in relief against ECU on May 7; struck out 3 batters, forced 3 fly outs and induced 7 ground outs
- Came out of the bullpen in the eighth and pitched 1.2 scoreless innings to earn his first win of the season in UC's 9-8 comeback win over Wichita State (April 2)
- Pitched the final two innings and struck out a pair to earn his second save of the season in UC's 3-1 win over Winthrop (March 14)
- Picked up first career save in a 9-8 win over UNA on March 4; entered the game in the ninth and struck out a pair
- Earned No. 18 prospect ranking for the upcoming 2023 MLB Draft by DIBaseball in their AAC preview
- Transfer from Abilene Christian where he pitched 7.1 total innings on the mound in 2022
- Before that, played one season for Lansing Community College where he was named to the 2021 MCCA All-Eastern Conference Second Team
- Surpassed 100 strikeouts in his career in series opener against Wichita State on March 31 (79 Lansing CC + 9 ACU + 23 UC)

## BULLPEN NOTES



RIGHT-HANDED PITCHER

## DYLAN BROSKY 32

CLASS: **GRADUATE**  
 HOMETOWN: **EAST MILLSBORO, PA.**  
 HIGH SCHOOL: **BROWNSVILLE**  
 R/R • 6-1 • 215

## CAREER HIGHS

Innings Pitched: 7.2, vs. Shepherd (3/7/20)  
 Walks allowed: 5, at Georgia State (2/18/23)  
 Strikeouts: 13, last vs. Alderson Broaddus (3/11/22)  
 Batters faced: 29, last vs. Slippery Rock (4/2/22)  
 Field chances: 3, last vs. Slippery Rock (4/2/22)  
 Putouts: 2, last vs. Walsh (3/4/22)  
 Assists: 2, last vs. Millersville (5/11/22)

- One strikeout away from 200 in his career after totaling 170 strikeouts at California (Pa.)
- Earned second win of the season against Butler on March 26, going 3.2 innings with only two runs on four hits
- Pitched a 7-inning complete-game shutout in 9-0 win over UNA (March 4) with two hits, one walk and seven strikeouts to earn AAC Pitcher of the Week honors
- Made his UC debut in game three of series at Georgia State (Feb. 18), throwing 3.1 innings with three strikeouts and five walks
- Named NCBWA Second-Team All-Region, D2CCA Second-Team All-Region and All-PSAC West First-Team in 2022
- Appeared in 12 games with 11 starts and finished with an 8-3 record and a 2.39 ERA in 64.0 innings pitched with 69 strikeouts last year
- Led team in wins, ERA, innings pitched, strikeouts, opponents' batting average (.196) and starts in 2022



RIGHT-HANDED PITCHER

## CHASE HOPEWELL 33

CLASS: **RS-JUNIOR**  
 HOMETOWN: **HAMILTON, OHIO**  
 HIGH SCHOOL: **BADIN**  
 R/R • 6-4 • 201

## CAREER HIGHS

Innings Pitched: 6.0, last vs. Princeton (3/18/23)  
 Walks allowed: 6, vs. Malone (3/14/21)  
 Strikeouts: 7, at Hillsdale (5/8/21)  
 Batters faced: 28, at Hillsdale (5/8/21)  
 Field chances: 4, at Georgia State (2/19/23)  
 Putouts: 1, last at USF (4/29/23)  
 Assists: 3, last at Georgia State (2/19/23)

- Eclipsed 100 career strikeouts while picking up his second win of the season in middle game at USF (April 29) with a line of 5.0 IP, 4 H, 3 R, 2 BB, 5 SO
- Picked up his first win as a Bearcat in the series opener vs. Butler, allowing three runs on seven hits and striking out five batters with two walks over five innings
- Tossed 5.1 innings in game three of series vs. UNA (March 5), allowing just one run on five hits and striking out four batters
- Went four innings and struck out four batters in his first career start for the Bearcats in series finale win at Georgia State (Feb. 19)
- Pitched in 13 games, all out of the bullpen, in 2022, striking out 11 batters in 13.1 IP with an 0-1 record
- Played two seasons at DII Findlay (2020, 2021) where he appeared in 12 games and struck out 47 batters
- Was a lights-out reliever for the 2022 Champion Hamilton Joes this past summer... posted a 0.50 ERA in 36.1 innings pitched, earning a 1-0 record with four saves



RIGHT-HANDED PITCHER

## TOMMY BOBA 34

CLASS: **FRESHMAN**  
 HOMETOWN: **WHEATON, ILL.**  
 HIGH SCHOOL: **WHEATON WARRENVILLE SOUTH**  
 R/R • 6-2 • 207

## CAREER HIGHS

Innings Pitched: 5.2, at Winthrop (3/15/23)  
 Walks allowed: 3, at ECU (3/8/23)  
 Strikeouts: 9, vs. Miami (OH) (4/11/23)  
 Batters faced: 24, at Winthrop (3/15/23)  
 Field chances: 1, last vs. Tulane (4/23/23)  
 Putouts: 1, vs. Tulane (4/23/23)  
 Assists: 1, last at ECU (4/16/23)

- Struck out a career-high nine batters in five shutout innings of one-hit ball in UC's 7-5 win over Miami (OH) on April 11 - most by a Bearcat in 2023
- Earned his first collegiate win at Xavier on March 22; allowed three runs on six hits and struck out four batters with two walks over five innings
- Made his first career start against Eastern Kentucky (March 8) and collegiate debut at No. 7 Florida (Feb. 26)
- Attended Wheaton Warrenville South High School where he was a three-year varsity letterwinner
- Was a part of a combined no-hitter as a junior; threw a perfect game and two one-hitters his senior season
- Relative Lou Agase was a tight end at the University of Illinois from 1944-47... Relative Alex Agase played football for Illinois (1941-42, 1946-47) and Purdue (1943) and later played in the AAFC and NFL... Relative Herbert Agase pitched for the University of Illinois from 1949-51 and Philadelphia Phillies from 1951-1953





RIGHT-HANDED PITCHER

## GARRETT HARKER 35

CLASS: **SOPHOMORE**  
 HOMETOWN: **LEBANON, IND.**  
 HIGH SCHOOL: **LEBANON SENIOR**  
 R/R • 6-0 • 185

### CAREER HIGHS

Innings Pitched: 6.2, vs. Northwestern (3/5/22)  
 Walks allowed: 5, at FGCU (2/19/22)  
 Strikeouts: 7, at Georgia State (2/17/23)  
 Batters faced: 27, last vs. USC Upstate (3/14/22)  
 Field chances: 2, last at USF (4/28/23)  
 Putouts: 1, last vs. ECU (5/5/23)  
 Assists: 2, last at USF (4/28/23)

- 2023 Team Captain
- Made his first career Friday start at Georgia State (Feb. 17), allowing only one run on five hits, and striking out a career-high seven with three walks in five innings
- Earned No. 23 prospect ranking for the upcoming 2023 MLB Draft by D1Baseball in their AAC preview
- Boasted a 4-3 record and struck out 38 batters over 48.1 innings pitched in 2022
- Earned AAC Pitcher of the Week honors following a six-inning, one-hit, scoreless relief outing at Wichita State on April 15, 2022
- Comes from a family of athletes: mother played basketball at Indiana State; sister Kalyn played softball at Southern Illinois; sister Tori played volleyball at Indiana University East; brother Isaac is a professional quarterback for the Saskatchewan Roughriders of the CFL



RIGHT-HANDED PITCHER

## ZACH SEGAL 43

CLASS: **RS-JUNIOR**  
 HOMETOWN: **LOVELAND, OHIO**  
 HIGH SCHOOL: **LOVELAND**  
 R/R • 6-0 • 193

### CAREER HIGHS

Innings Pitched: 8.0, last at Houston (5/7/21)  
 Walks allowed: 5, vs. Saint Joseph's (3/19/22)  
 Strikeouts: 7, vs. Northwestern (3/4/22)  
 Batters faced: 33, at Memphis (4/16/22)  
 Field chances: 3, at East Carolina (4/1/21)  
 Putouts: 1, last vs. Louisville (3/28/23)  
 Assists: 3, at ECU (4/1/21)

- One strikeout away from 100 in his career
- Picked up two wins in a week against North Alabama (Game 2, March 4) and ECU (March 8)
- Pitched in 17 games, making six starts with an 0-2 record in 2022, striking out 26 batters in 46.1 innings
- Picked up 50th career strikeout at FGCU (2/20/22) and struck out a career-high seven batters against Northwestern (3/4/22)
- Pitched 70 innings with 44 strikeouts, a 5-4 record, and two saves in 2021
- Selected to be in the Kolodzik Business Scholars Honors Program - a top-notch scholarship program and one of the legacy honors programs in the Lindner College of Business

## BULLPEN NOTES



LEFT-HANDED PITCHER

## BRENDEN GARULA 46

CLASS: **FRESHMAN**  
 HOMETOWN: **MASON, OHIO**  
 HIGH SCHOOL: **MASON**  
 R/L • 6-0 • 189

## CAREER HIGHS

Innings Pitched: 2.0, last at Wofford (3/10/23)  
 Walks allowed: 2, last at Winthrop (3/15/23)  
 Strikeouts: 2, last vs. UNA (3/5/23)  
 Batters faced: 11, last at Wofford (3/10/23)  
 Field chances: N/A  
 Putouts: N/A  
 Assists: N/A

- Made his collegiate debut in game three of series at Georgia State (Feb. 18), pitching 1.1 innings in relief with two strikeouts
- Attended Mason High School where he was the Division 1 Ohio Player of the Year in 2022
- Earned GMC Co-Player of the Year and All-City Co-Pitcher of the Year honors
- Born in Houston, Texas



LEFT-HANDED PITCHER

## ALEX SHEA 77

CLASS: **RS-JUNIOR**  
 HOMETOWN: **UNION, KY.**  
 HIGH SCHOOL: **ST. HENRY**  
 L/L • 6-4 • 211

## CAREER HIGHS

Innings Pitched: 4.0, vs. Ohio State (5/17/22)  
 Walks allowed: 5, at FGCU (2/19/22)  
 Strikeouts: 5, vs. Xavier (3/30/22)  
 Batters faced: 22, at FGCU (2/19/22)  
 Field chances: 1, last at Memphis (4/6/23)  
 Putouts: 1, last at Memphis (4/6/23)  
 Assists: 1, last at Memphis (4/6/23)

- Tossed a scoreless inning in each of UC's three wins over USF; allowing just one hit with three strikeouts and zero walks in a combined 3.0 innings pitched
- Came out of the bullpen in two wins against Memphis - 3.0 IP, 3 H, 0 R, 1 BB, 3 SO / 1.0 IP, 1 H, 0 R, 0 BB, 2 SO
- Surrendered just one unearned run and one hit while striking out four batters over 3.2 innings to earn second win of the season against Winthrop (March 14)
- Struck out four batters in three innings of relief work to earn his first win of the 2023 season at Georgia State (Feb. 18)
- Earned No. 16 prospect ranking for the upcoming 2023 MLB Draft by DIBaseball in their AAC preview
- Made five starts in 12 appearances in 2022 where he posted an 8.59 ERA with 23 strikeouts in 22.0 IP
- Treated for and overcame lymphoma as a freshman in HS... Reds' Joey Votto visited him during treatment and the pair reunited in 2021 at a Reds game
- His dad played baseball at NKU, his uncle Kevin played baseball at Ohio Dominican and his aunt Maureen played volleyball at Notre Dame

**The Automated ScoreBook**  
**Overall Statistics for Cincinnati (as of May 09, 2023)**  
**(All games Sorted by Batting avg)**

Record: 21-27 Home: 11-11 Away: 10-14 Neutral: 0-2 American: 8-10

| Player          | avg  | gp-gs | ab   | r   | h   | 2b | 3b | hr | rbi | tb  | slg% | bb  | hp | so  | gdp | ob%  | sf | sh | sb-att | po   | a   | e  | fld%  |
|-----------------|------|-------|------|-----|-----|----|----|----|-----|-----|------|-----|----|-----|-----|------|----|----|--------|------|-----|----|-------|
| 22 Hegemann, J. | .345 | 34-29 | 87   | 18  | 30  | 2  | 1  | 0  | 8   | 34  | .391 | 24  | 3  | 15  | 0   | .500 | 0  | 3  | 9-12   | 59   | 1   | 1  | .984  |
| 25 Nicholson, R | .287 | 46-45 | 178  | 34  | 51  | 11 | 2  | 12 | 33  | 102 | .573 | 23  | 0  | 49  | 3   | .366 | 1  | 1  | 1-3    | 373  | 31  | 5  | .988  |
| 0 Jones, A.     | .280 | 37-32 | 125  | 21  | 35  | 6  | 0  | 6  | 26  | 59  | .472 | 19  | 4  | 27  | 2   | .389 | 1  | 0  | 6-7    | 165  | 17  | 1  | .995  |
| 2 Cross, K.     | .277 | 45-39 | 155  | 40  | 43  | 10 | 0  | 4  | 25  | 65  | .419 | 23  | 3  | 37  | 0   | .377 | 2  | 4  | 12-14  | 31   | 8   | 5  | .886  |
| 14 Vidourek, L. | .254 | 39-36 | 130  | 25  | 33  | 2  | 1  | 4  | 20  | 49  | .377 | 21  | 1  | 48  | 0   | .362 | 0  | 0  | 8-12   | 69   | 1   | 3  | .959  |
| 8 Brooks, L.    | .231 | 40-38 | 121  | 25  | 28  | 3  | 1  | 2  | 19  | 39  | .322 | 21  | 4  | 43  | 1   | .361 | 1  | 2  | 14-15  | 67   | 108 | 2  | .989  |
| 10 Harting, C.  | .227 | 44-40 | 150  | 30  | 34  | 5  | 0  | 8  | 30  | 63  | .420 | 26  | 2  | 53  | 2   | .348 | 0  | 1  | 11-13  | 64   | 5   | 3  | .958  |
| 28 Hugus, G.    | .223 | 31-29 | 103  | 16  | 23  | 5  | 0  | 2  | 11  | 34  | .330 | 7   | 5  | 43  | 0   | .304 | 0  | 2  | 9-9    | 50   | 65  | 6  | .950  |
| 9 Guidry, K.    | .223 | 40-37 | 130  | 31  | 29  | 8  | 0  | 5  | 34  | 52  | .400 | 17  | 7  | 44  | 0   | .338 | 3  | 1  | 4-6    | 26   | 68  | 10 | .904  |
| -----           |      |       |      |     |     |    |    |    |     |     |      |     |    |     |     |      |    |    |        |      |     |    |       |
| 6 Palmieri, M.  | .375 | 6-5   | 16   | 5   | 6   | 0  | 0  | 2  | 3   | 12  | .750 | 0   | 0  | 3   | 2   | .375 | 0  | 0  | 3-3    | 3    | 13  | 1  | .941  |
| 44 O'Connor, T. | .313 | 16-15 | 48   | 10  | 15  | 2  | 0  | 5  | 15  | 32  | .667 | 14  | 0  | 21  | 0   | .468 | 0  | 0  | 4-7    | 24   | 5   | 1  | .967  |
| 30 Dean, C.     | .224 | 23-12 | 49   | 5   | 11  | 0  | 0  | 1  | 5   | 14  | .286 | 3   | 4  | 15  | 0   | .321 | 0  | 1  | 4-5    | 23   | 3   | 0  | 1.000 |
| 3 Sponseller J  | .203 | 25-17 | 59   | 9   | 12  | 3  | 0  | 2  | 13  | 21  | .356 | 8   | 6  | 17  | 2   | .356 | 0  | 0  | 1-2    | 1    | 0   | 0  | 1.000 |
| 4 Springer, S.  | .162 | 20-11 | 37   | 4   | 6   | 0  | 0  | 1  | 5   | 9   | .243 | 7   | 2  | 16  | 0   | .326 | 0  | 1  | 3-3    | 9    | 42  | 5  | .911  |
| 23 Schupmann K. | .117 | 30-21 | 60   | 10  | 7   | 1  | 0  | 2  | 8   | 14  | .233 | 10  | 5  | 28  | 0   | .286 | 2  | 0  | 2-3    | 12   | 35  | 2  | .959  |
| 5 Scheler, C.   | .116 | 18-13 | 43   | 6   | 5   | 1  | 0  | 2  | 3   | 12  | .279 | 6   | 1  | 21  | 0   | .240 | 0  | 1  | 1-1    | 114  | 8   | 1  | .992  |
| 15 Klingenberg  | .116 | 16-13 | 43   | 6   | 5   | 3  | 0  | 1  | 7   | 11  | .256 | 7   | 2  | 20  | 0   | .269 | 0  | 1  | 0-0    | 94   | 10  | 4  | .963  |
| 31 White, M.    | .000 | 1-0   | 0    | 0   | 0   | 0  | 0  | 0  | 0   | 0   | .000 | 0   | 0  | 0   | 0   | .000 | 0  | 0  | 0-0    | 2    | 0   | 0  | 1.000 |
| 13 McClanahan N | .000 | 1-0   | 0    | 0   | 0   | 0  | 0  | 0  | 0   | 0   | .000 | 0   | 0  | 0   | 0   | .000 | 0  | 0  | 0-0    | 1    | 2   | 0  | 1.000 |
| 18 Bergmann, M. | .000 | 1-0   | 0    | 0   | 0   | 0  | 0  | 0  | 0   | 0   | .000 | 0   | 0  | 0   | 0   | .000 | 0  | 0  | 0-0    | 0    | 3   | 0  | 1.000 |
| Totals          | .243 | 48    | 1534 | 295 | 373 | 62 | 5  | 59 | 265 | 622 | .405 | 236 | 49 | 500 | 12  | .360 | 10 | 18 | 92-115 | 1204 | 467 | 63 | .964  |
| Opponents       | .281 | 48    | 1590 | 342 | 447 | 79 | 16 | 64 | 323 | 750 | .472 | 235 | 81 | 369 | 25  | .397 | 15 | 18 | 51-67  | 1214 | 347 | 60 | .963  |

LOB - Team (340), Opp (393). DPs turned - Team (32), Opp (19). CI - Team (0), Opp (2). IBB - Team (0), Opp (4). Picked off - Hugus, G. 2, O'Connor, T. 1, Vidourek, L. 1, Cross, K. 1, Harting, C. 1, Guidry, K. 1.

**(All games Sorted by Earned run avg)**

| Player          | era   | w-l   | app | gs | cg | sho | sv | ip    | h   | r   | er  | bb  | so  | 2b | 3b | hr | b/avg | wp | hp | bk | sfa | sha |
|-----------------|-------|-------|-----|----|----|-----|----|-------|-----|-----|-----|-----|-----|----|----|----|-------|----|----|----|-----|-----|
| 33 Hopewell, C. | 5.46  | 2-5   | 12  | 12 | 0  | 0/0 | 0  | 56.0  | 60  | 34  | 34  | 26  | 46  | 4  | 2  | 8  | .278  | 4  | 3  | 0  | 0   | 3   |
| -----           |       |       |     |    |    |     |    |       |     |     |     |     |     |    |    |    |       |    |    |    |     |     |
| 31 White, M.    | 4.84  | 2-1   | 17  | 0  | 0  | 0/0 | 3  | 22.1  | 21  | 14  | 12  | 9   | 23  | 3  | 0  | 1  | .247  | 1  | 5  | 0  | 0   | 0   |
| 26 Horst, C.    | 5.31  | 3-3   | 15  | 8  | 0  | 0/0 | 0  | 40.2  | 46  | 31  | 24  | 19  | 40  | 13 | 3  | 6  | .284  | 3  | 14 | 0  | 2   | 2   |
| 32 Brosky, D.   | 5.77  | 2-2   | 12  | 5  | 1  | 1/0 | 0  | 39.0  | 42  | 35  | 25  | 20  | 29  | 8  | 2  | 6  | .278  | 1  | 3  | 1  | 3   | 5   |
| 34 Boba, T.     | 6.35  | 2-1   | 12  | 10 | 0  | 0/0 | 0  | 39.2  | 41  | 30  | 28  | 19  | 39  | 10 | 0  | 5  | .261  | 8  | 9  | 0  | 1   | 0   |
| 35 Harker, G.   | 6.46  | 0-5   | 15  | 7  | 0  | 0/0 | 0  | 46.0  | 54  | 42  | 33  | 25  | 39  | 7  | 4  | 8  | .284  | 4  | 10 | 0  | 1   | 0   |
| 43 Segal, Z.    | 6.75  | 3-1   | 18  | 0  | 0  | 0/0 | 0  | 24.0  | 21  | 18  | 18  | 10  | 23  | 6  | 1  | 5  | .236  | 0  | 6  | 0  | 1   | 2   |
| 13 McClanahan N | 7.00  | 0-1   | 11  | 0  | 0  | 0/0 | 0  | 9.0   | 14  | 7   | 7   | 10  | 10  | 5  | 0  | 0  | .378  | 1  | 1  | 0  | 1   | 1   |
| 28 Hugus, G.    | 7.20  | 1-2   | 16  | 2  | 0  | 0/0 | 2  | 20.0  | 20  | 18  | 16  | 17  | 24  | 5  | 0  | 5  | .247  | 0  | 5  | 0  | 0   | 0   |
| 44 O'Connor, T. | 7.47  | 0-1   | 9   | 3  | 0  | 0/0 | 0  | 15.2  | 17  | 16  | 13  | 25  | 15  | 2  | 1  | 3  | .274  | 3  | 2  | 1  | 0   | 1   |
| 20 Murphy, J.   | 7.77  | 3-1   | 17  | 0  | 0  | 0/0 | 1  | 24.1  | 29  | 22  | 21  | 6   | 16  | 3  | 0  | 6  | .296  | 1  | 10 | 0  | 0   | 1   |
| 77 Shea, A.     | 8.07  | 2-2   | 21  | 0  | 0  | 0/0 | 0  | 29.0  | 33  | 28  | 26  | 19  | 28  | 6  | 2  | 3  | .292  | 7  | 1  | 0  | 3   | 3   |
| 18 Bergmann, M. | 8.17  | 1-1   | 16  | 0  | 0  | 0/0 | 1  | 25.1  | 31  | 28  | 23  | 15  | 28  | 6  | 1  | 6  | .298  | 1  | 5  | 0  | 2   | 0   |
| 11 Linn, C.     | 9.00  | 0-0   | 1   | 1  | 0  | 0/0 | 0  | 1.0   | 2   | 1   | 1   | 1   | 1   | 0  | 0  | 0  | .500  | 0  | 0  | 0  | 0   | 0   |
| 46 Garula, B.   | 17.28 | 0-0   | 7   | 0  | 0  | 0/0 | 0  | 8.1   | 14  | 16  | 16  | 10  | 8   | 1  | 0  | 1  | .389  | 1  | 7  | 0  | 1   | 0   |
| 29 Earls, C.    | 18.00 | 0-0   | 2   | 0  | 0  | 0/0 | 0  | 1.0   | 2   | 2   | 2   | 4   | 0   | 0  | 0  | 1  | .400  | 1  | 0  | 0  | 0   | 0   |
| Totals          | 6.71  | 21-26 | 48  | 48 | 1  | 1/0 | 7  | 401.1 | 447 | 342 | 299 | 235 | 369 | 79 | 16 | 64 | .281  | 36 | 81 | 2  | 15  | 18  |
| Opponents       | 5.27  | 26-21 | 48  | 48 | 2  | 1/0 | 7  | 404.2 | 373 | 295 | 237 | 236 | 500 | 62 | 5  | 59 | .243  | 57 | 49 | 4  | 10  | 18  |

PB - Team (7), Scheler, C. 4, Jones, A. 3, Opp (12). Pickoffs - Team (6), Hopewell, C. 4, Scheler, C. 1, Murphy, J. 1, Opp (6). SBA/ATT - Jones, A. (20-27), Scheler, C. (19-23), Klingenberg (12-14), Segal, Z. (8-8), Harker, G. (6-8), Horst, C. (3-7), Shea, A. (5-6), O'Connor, T. (4-5), Murphy, J. (5-5), Hopewell, C. (2-5), Bergmann, M. (2-4), White, M. (3-4), Boba, T. (2-4), Hugus, G. (4-4), Brosky, D. (3-3), Earls, C. (2-2), McClanahan N (1-1), Garula, B. (1-1).



**The Automated ScoreBook**  
**Overall Statistics for Cincinnati (as of May 09, 2023)**  
**(All games Sorted by Fielding pct)**

| Player          | c    | po   | a   | e  | fld%  | dp | sba | csb | sba%  | pb | ci |
|-----------------|------|------|-----|----|-------|----|-----|-----|-------|----|----|
| 30 Dean, C.     | 26   | 23   | 3   | 0  | 1.000 | 1  | 0   | 0   | ---   | 0  | 0  |
| 43 Segal, Z.    | 7    | 2    | 5   | 0  | 1.000 | 0  | 8   | 0   | 1.000 | 0  | 0  |
| 77 Shea, A.     | 5    | 3    | 2   | 0  | 1.000 | 0  | 5   | 1   | .833  | 0  | 0  |
| 13 McClanahan N | 3    | 1    | 2   | 0  | 1.000 | 0  | 1   | 0   | 1.000 | 0  | 0  |
| 18 Bergmann, M. | 3    | 0    | 3   | 0  | 1.000 | 1  | 2   | 2   | .500  | 0  | 0  |
| 31 White, M.    | 2    | 2    | 0   | 0  | 1.000 | 0  | 3   | 1   | .750  | 0  | 0  |
| 3 Sponseller J  | 1    | 1    | 0   | 0  | 1.000 | 0  | 0   | 0   | ---   | 0  | 0  |
| 0 Jones, A.     | 183  | 165  | 17  | 1  | .995  | 0  | 20  | 7   | .741  | 3  | 0  |
| 5 Scheler, C.   | 123  | 114  | 8   | 1  | .992  | 1  | 19  | 4   | .826  | 4  | 0  |
| 8 Brooks, L.    | 177  | 67   | 108 | 2  | .989  | 19 | 0   | 0   | ---   | 0  | 0  |
| 25 Nicholson, R | 409  | 373  | 31  | 5  | .988  | 28 | 0   | 0   | ---   | 0  | 0  |
| 22 Hegemann, J. | 61   | 59   | 1   | 1  | .984  | 0  | 0   | 0   | ---   | 0  | 0  |
| 44 O'Connor, T. | 30   | 24   | 5   | 1  | .967  | 1  | 4   | 1   | .800  | 0  | 0  |
| 15 Klingenberg  | 108  | 94   | 10  | 4  | .963  | 0  | 12  | 2   | .857  | 0  | 0  |
| 23 Schupmann K. | 49   | 12   | 35  | 2  | .959  | 2  | 0   | 0   | ---   | 0  | 0  |
| 14 Vidourek, L. | 73   | 69   | 1   | 3  | .959  | 0  | 0   | 0   | ---   | 0  | 0  |
| 10 Harting, C.  | 72   | 64   | 5   | 3  | .958  | 1  | 0   | 0   | ---   | 0  | 0  |
| 28 Hugus, G.    | 121  | 50   | 65  | 6  | .950  | 14 | 4   | 0   | 1.000 | 0  | 0  |
| 6 Palmieri, M.  | 17   | 3    | 13  | 1  | .941  | 1  | 0   | 0   | ---   | 0  | 0  |
| 4 Springer, S.  | 56   | 9    | 42  | 5  | .911  | 5  | 0   | 0   | ---   | 0  | 0  |
| 9 Guidry, K.    | 104  | 26   | 68  | 10 | .904  | 9  | 0   | 0   | ---   | 0  | 0  |
| 20 Murphy, J.   | 9    | 3    | 5   | 1  | .889  | 0  | 5   | 0   | 1.000 | 0  | 0  |
| 2 Cross, K.     | 44   | 31   | 8   | 5  | .886  | 0  | 0   | 0   | ---   | 0  | 0  |
| 34 Boba, T.     | 7    | 1    | 5   | 1  | .857  | 0  | 2   | 2   | .500  | 0  | 0  |
| 26 Horst, C.    | 13   | 2    | 9   | 2  | .846  | 0  | 3   | 4   | .429  | 0  | 0  |
| 35 Harker, G.   | 9    | 4    | 3   | 2  | .778  | 0  | 6   | 2   | .750  | 0  | 0  |
| 33 Hopewell, C. | 17   | 2    | 11  | 4  | .765  | 0  | 2   | 3   | .400  | 0  | 0  |
| 32 Brosky, D.   | 5    | 0    | 2   | 3  | .400  | 0  | 3   | 0   | 1.000 | 0  | 0  |
| 29 Earls, C.    | 0    | 0    | 0   | 0  | .000  | 0  | 2   | 0   | 1.000 | 0  | 0  |
| 11 Linn, C.     | 0    | 0    | 0   | 0  | .000  | 0  | 0   | 0   | ---   | 0  | 0  |
| 46 Garula, B.   | 0    | 0    | 0   | 0  | .000  | 0  | 1   | 0   | 1.000 | 0  | 0  |
| Totals          | 1734 | 1204 | 467 | 63 | .964  | 32 | 51  | 16  | .761  | 7  | 0  |
| Opponents       | 1621 | 1214 | 347 | 60 | .963  | 19 | 92  | 23  | .800  | 12 | 2  |

Hitting minimums - 1 Games 1% of Games 1 AB 1.0 AB/Game 1 TPA 2.0 TPA/Game

Pitching minimums - 1 Games 1.0 IP/Game

**The Automated ScoreBook**  
**Conference statistics for Cincinnati (as of May 07, 2023)**  
**(American games only Sorted by Batting avg)**

Record: 8-10 Home: 3-6 Away: 5-4 American: 8-10

| Player          | avg  | gp-gs | ab  | r   | h   | 2b | 3b | hr | rbi | tb  | slg% | bb | hp | so  | gdp | ob%  | sf | sh | sb-att | po  | a   | e  | fld%  |
|-----------------|------|-------|-----|-----|-----|----|----|----|-----|-----|------|----|----|-----|-----|------|----|----|--------|-----|-----|----|-------|
| 44 O'Connor, T. | .375 | 9-9   | 32  | 8   | 12  | 2  | 0  | 4  | 11  | 26  | .813 | 9  | 0  | 13  | 0   | .512 | 0  | 0  | 3-6    | 12  | 2   | 1  | .933  |
| 22 Hegemann, J. | .368 | 14-12 | 38  | 7   | 14  | 0  | 1  | 0  | 3   | 16  | .421 | 9  | 0  | 6   | 0   | .489 | 0  | 1  | 5-6    | 28  | 0   | 0  | 1.000 |
| 2 Cross, K.     | .306 | 17-14 | 62  | 21  | 19  | 5  | 0  | 1  | 5   | 27  | .435 | 8  | 2  | 14  | 0   | .403 | 0  | 1  | 7-8    | 7   | 6   | 0  | 1.000 |
| 0 Jones, A.     | .300 | 13-12 | 50  | 7   | 15  | 2  | 0  | 3  | 11  | 26  | .520 | 7  | 1  | 7   | 0   | .397 | 0  | 0  | 4-5    | 82  | 7   | 1  | .989  |
| 25 Nicholson, R | .243 | 18-18 | 70  | 16  | 17  | 3  | 1  | 5  | 15  | 37  | .529 | 11 | 0  | 21  | 2   | .341 | 1  | 0  | 0-1    | 157 | 17  | 3  | .983  |
| 10 Harting, C.  | .234 | 18-17 | 64  | 9   | 15  | 1  | 0  | 4  | 13  | 28  | .438 | 12 | 0  | 19  | 2   | .355 | 0  | 0  | 5-6    | 30  | 2   | 0  | 1.000 |
| 28 Hugus, G.    | .227 | 13-12 | 44  | 5   | 10  | 1  | 0  | 0  | 2   | 11  | .250 | 2  | 1  | 21  | 0   | .277 | 0  | 2  | 4-4    | 20  | 29  | 3  | .942  |
| 14 Vidourek, L. | .224 | 16-15 | 49  | 6   | 11  | 0  | 1  | 2  | 7   | 19  | .388 | 4  | 0  | 18  | 0   | .283 | 0  | 0  | 2-3    | 28  | 1   | 1  | .967  |
| 8 Brooks, L.    | .190 | 15-14 | 42  | 8   | 8   | 1  | 0  | 1  | 8   | 12  | .286 | 7  | 2  | 15  | 0   | .327 | 1  | 0  | 4-4    | 15  | 45  | 0  | 1.000 |
| 9 Guidry, K.    | .179 | 17-16 | 56  | 11  | 10  | 2  | 0  | 3  | 11  | 21  | .375 | 9  | 3  | 17  | 0   | .319 | 1  | 0  | 2-3    | 7   | 17  | 2  | .923  |
| -----           |      |       |     |     |     |    |    |    |     |     |      |    |    |     |     |      |    |    |        |     |     |    |       |
| 5 Scheler, C.   | .217 | 7-7   | 23  | 3   | 5   | 1  | 0  | 2  | 3   | 12  | .522 | 0  | 0  | 8   | 0   | .217 | 0  | 0  | 0-0    | 49  | 3   | 1  | .981  |
| 30 Dean, C.     | .214 | 6-2   | 14  | 0   | 3   | 0  | 0  | 0  | 1   | 3   | .214 | 0  | 0  | 5   | 0   | .214 | 0  | 1  | 2-2    | 9   | 0   | 0  | 1.000 |
| 4 Springer, S.  | .118 | 8-5   | 17  | 2   | 2   | 0  | 0  | 1  | 2   | 5   | .294 | 3  | 1  | 7   | 0   | .286 | 0  | 0  | 0-0    | 2   | 26  | 2  | .933  |
| 3 Sponseller J  | .077 | 5-4   | 13  | 0   | 1   | 0  | 0  | 0  | 1   | 1   | .077 | 1  | 0  | 6   | 0   | .143 | 0  | 0  | 0-0    | 0   | 0   | 0  | .000  |
| 23 Schupmann K. | .000 | 7-4   | 9   | 0   | 0   | 0  | 0  | 0  | 0   | 0   | .000 | 1  | 0  | 5   | 0   | .100 | 0  | 0  | 0-1    | 2   | 8   | 1  | .909  |
| 6 Palmieri, M.  | .000 | 1-1   | 3   | 1   | 0   | 0  | 0  | 0  | 0   | 0   | .000 | 0  | 0  | 0   | 1   | .000 | 0  | 0  | 1-1    | 1   | 2   | 0  | 1.000 |
| 15 Klingenberg  | .000 | 2-0   | 2   | 0   | 0   | 0  | 0  | 0  | 0   | 0   | .000 | 0  | 0  | 1   | 0   | .000 | 0  | 0  | 0-0    | 1   | 0   | 0  | 1.000 |
| 18 Bergmann, M. | .000 | 1-0   | 0   | 0   | 0   | 0  | 0  | 0  | 0   | 0   | .000 | 0  | 0  | 0   | 0   | .000 | 0  | 0  | 0-0    | 0   | 0   | 0  | .000  |
| Totals          | .241 | 18    | 588 | 104 | 142 | 18 | 3  | 26 | 93  | 244 | .415 | 83 | 10 | 183 | 5   | .344 | 3  | 5  | 39-50  | 462 | 181 | 21 | .968  |
| Opponents       | .277 | 18    | 606 | 129 | 168 | 29 | 8  | 21 | 123 | 276 | .455 | 82 | 30 | 127 | 5   | .385 | 9  | 5  | 20-27  | 467 | 150 | 22 | .966  |

LOB - Team (118), Opp (141). DPs turned - Team (10), Opp (7). IBB - Team (0), Opp (1). Picked off - Hugus, G. 2, Harting, C. 1, O'Connor, T. 1, Guidry, K. 1.

**(American games only Sorted by Earned run avg)**

| Player          | era   | w-l  | app | gs | cg | sho | sv | ip    | h   | r   | er  | bb | so  | 2b | 3b | hr | b/avg | wp | hp | bk | sfa | sha |
|-----------------|-------|------|-----|----|----|-----|----|-------|-----|-----|-----|----|-----|----|----|----|-------|----|----|----|-----|-----|
| 33 Hopewell, C. | 6.91  | 1-4  | 6   | 6  | 0  | 0/0 | 0  | 28.2  | 33  | 22  | 22  | 15 | 23  | 3  | 1  | 3  | .289  | 2  | 2  | 0  | 0   | 0   |
| 35 Harker, G.   | 7.12  | 0-1  | 6   | 3  | 0  | 0/0 | 0  | 24.0  | 23  | 21  | 19  | 12 | 18  | 4  | 2  | 5  | .240  | 1  | 4  | 0  | 0   | 0   |
| -----           |       |      |     |    |    |     |    |       |     |     |     |    |     |    |    |    |       |    |    |    |     |     |
| 18 Bergmann, M. | 2.89  | 0-0  | 6   | 0  | 0  | 0/0 | 1  | 9.1   | 8   | 7   | 3   | 6  | 7   | 2  | 1  | 0  | .235  | 0  | 2  | 0  | 2   | 0   |
| 26 Horst, C.    | 4.41  | 2-1  | 8   | 1  | 0  | 0/0 | 0  | 16.1  | 21  | 12  | 8   | 4  | 16  | 7  | 1  | 2  | .300  | 1  | 6  | 0  | 0   | 1   |
| 34 Boba, T.     | 5.11  | 1-0  | 4   | 4  | 0  | 0/0 | 0  | 12.1  | 13  | 9   | 7   | 8  | 13  | 5  | 0  | 1  | .271  | 2  | 6  | 0  | 1   | 0   |
| 31 White, M.    | 5.23  | 2-1  | 7   | 0  | 0  | 0/0 | 1  | 10.1  | 7   | 6   | 6   | 4  | 11  | 2  | 0  | 0  | .189  | 1  | 2  | 0  | 0   | 0   |
| 28 Hugus, G.    | 5.40  | 1-2  | 5   | 2  | 0  | 0/0 | 0  | 10.0  | 9   | 7   | 6   | 8  | 8   | 2  | 0  | 1  | .225  | 0  | 1  | 0  | 0   | 0   |
| 44 O'Connor, T. | 5.40  | 0-0  | 2   | 2  | 0  | 0/0 | 0  | 5.0   | 5   | 3   | 3   | 6  | 3   | 1  | 1  | 1  | .278  | 1  | 1  | 0  | 0   | 0   |
| 77 Shea, A.     | 7.88  | 0-1  | 12  | 0  | 0  | 0/0 | 0  | 16.0  | 16  | 14  | 14  | 7  | 15  | 2  | 0  | 3  | .281  | 3  | 1  | 0  | 3   | 3   |
| 43 Segal, Z.    | 8.53  | 0-0  | 5   | 0  | 0  | 0/0 | 0  | 6.1   | 8   | 6   | 6   | 0  | 4   | 1  | 1  | 1  | .308  | 0  | 2  | 0  | 1   | 0   |
| 20 Murphy, J.   | 10.29 | 1-0  | 5   | 0  | 0  | 0/0 | 1  | 7.0   | 11  | 9   | 8   | 5  | 4   | 0  | 0  | 1  | .367  | 0  | 2  | 0  | 0   | 0   |
| 32 Brosky, D.   | 11.42 | 0-0  | 4   | 0  | 0  | 0/0 | 0  | 8.2   | 14  | 12  | 11  | 5  | 5   | 0  | 1  | 3  | .389  | 0  | 1  | 0  | 2   | 1   |
| 13 McClanahan N | 99.00 | 0-0  | 1   | 0  | 0  | 0/0 | 0  | 0.0   | 0   | 1   | 1   | 2  | 0   | 0  | 0  | 0  |       | 0  | 0  | 0  | 0   | 0   |
| Totals          | 6.66  | 8-10 | 18  | 18 | 0  | 0/0 | 3  | 154.0 | 168 | 129 | 114 | 82 | 127 | 29 | 8  | 21 | .277  | 11 | 30 | 0  | 9   | 5   |
| Opponents       | 4.51  | 10-8 | 18  | 18 | 1  | 1/0 | 1  | 155.2 | 142 | 104 | 78  | 83 | 183 | 18 | 3  | 26 | .241  | 13 | 10 | 0  | 3   | 5   |

PB - Team (3), Scheler, C. 3, Opp (3). Pickoffs - Team (2), Murphy, J. 1, Hopewell, C. 1, Opp (4). SBA/ATT - Scheler, C. (12-14), Jones, A. (8-12), Harker, G. (5-6), Shea, A. (3-4), White, M. (2-3), Murphy, J. (3-3), Hopewell, C. (1-3), O'Connor, T. (1-2), Brosky, D. (2-2), Boba, T. (1-2), Hugus, G. (1-1), Segal, Z. (1-1).

**The Automated ScoreBook**  
**Conference statistics for Cincinnati (as of May 07, 2023)**  
**(American games only Sorted by Fielding pct)**

| Player          | c   | po  | a   | e  | fld%  | dp | sba | csb | sba%  | pb | ci |
|-----------------|-----|-----|-----|----|-------|----|-----|-----|-------|----|----|
| 8 Brooks, L.    | 60  | 15  | 45  | 0  | 1.000 | 6  | 0   | 0   | ---   | 0  | 0  |
| 10 Harting, C.  | 32  | 30  | 2   | 0  | 1.000 | 1  | 0   | 0   | ---   | 0  | 0  |
| 22 Hegemann, J. | 28  | 28  | 0   | 0  | 1.000 | 0  | 0   | 0   | ---   | 0  | 0  |
| 2 Cross, K.     | 13  | 7   | 6   | 0  | 1.000 | 0  | 0   | 0   | ---   | 0  | 0  |
| 30 Dean, C.     | 9   | 9   | 0   | 0  | 1.000 | 0  | 0   | 0   | ---   | 0  | 0  |
| 26 Horst, C.    | 6   | 1   | 5   | 0  | 1.000 | 0  | 0   | 0   | ---   | 0  | 0  |
| 77 Shea, A.     | 4   | 2   | 2   | 0  | 1.000 | 0  | 3   | 1   | .750  | 0  | 0  |
| 6 Palmieri, M.  | 3   | 1   | 2   | 0  | 1.000 | 0  | 0   | 0   | ---   | 0  | 0  |
| 31 White, M.    | 2   | 2   | 0   | 0  | 1.000 | 0  | 2   | 1   | .667  | 0  | 0  |
| 43 Segal, Z.    | 1   | 0   | 1   | 0  | 1.000 | 0  | 1   | 0   | 1.000 | 0  | 0  |
| 15 Klingenberg  | 1   | 1   | 0   | 0  | 1.000 | 0  | 0   | 0   | ---   | 0  | 0  |
| 0 Jones, A.     | 90  | 82  | 7   | 1  | .989  | 0  | 8   | 4   | .667  | 0  | 0  |
| 25 Nicholson, R | 177 | 157 | 17  | 3  | .983  | 9  | 0   | 0   | ---   | 0  | 0  |
| 5 Scheler, C.   | 53  | 49  | 3   | 1  | .981  | 1  | 12  | 2   | .857  | 3  | 0  |
| 14 Vidourek, L. | 30  | 28  | 1   | 1  | .967  | 0  | 0   | 0   | ---   | 0  | 0  |
| 28 Hugus, G.    | 52  | 20  | 29  | 3  | .942  | 5  | 1   | 0   | 1.000 | 0  | 0  |
| 4 Springer, S.  | 30  | 2   | 26  | 2  | .933  | 1  | 0   | 0   | ---   | 0  | 0  |
| 44 O'Connor, T. | 15  | 12  | 2   | 1  | .933  | 0  | 1   | 1   | .500  | 0  | 0  |
| 9 Guidry, K.    | 26  | 7   | 17  | 2  | .923  | 1  | 0   | 0   | ---   | 0  | 0  |
| 23 Schupmann K. | 11  | 2   | 8   | 1  | .909  | 0  | 0   | 0   | ---   | 0  | 0  |
| 35 Harker, G.   | 7   | 3   | 3   | 1  | .857  | 0  | 5   | 1   | .833  | 0  | 0  |
| 20 Murphy, J.   | 5   | 2   | 2   | 1  | .800  | 0  | 3   | 0   | 1.000 | 0  | 0  |
| 34 Boba, T.     | 3   | 1   | 1   | 1  | .667  | 0  | 1   | 1   | .500  | 0  | 0  |
| 33 Hopewell, C. | 6   | 1   | 2   | 3  | .500  | 0  | 1   | 2   | .333  | 0  | 0  |
| 3 Sponseller J  | 0   | 0   | 0   | 0  | .000  | 0  | 0   | 0   | ---   | 0  | 0  |
| 18 Bergmann, M. | 0   | 0   | 0   | 0  | .000  | 0  | 0   | 0   | ---   | 0  | 0  |
| 13 McClanahan N | 0   | 0   | 0   | 0  | .000  | 0  | 0   | 0   | ---   | 0  | 0  |
| 32 Brosky, D.   | 0   | 0   | 0   | 0  | .000  | 0  | 2   | 0   | 1.000 | 0  | 0  |
| Totals          | 664 | 462 | 181 | 21 | .968  | 10 | 20  | 7   | .741  | 3  | 0  |
| Opponents       | 639 | 467 | 150 | 22 | .966  | 7  | 39  | 11  | .780  | 3  | 0  |

Hitting minimums - 1 Games 1% of Games 1 AB 1.0 AB/Game 1 TPA 2.0 TPA/Game

Pitching minimums - 1 Games 1.0 IP/Game



**The Automated ScoreBook**  
**Game Results for Cincinnati (as of May 10, 2023)**  
**(All games)**

| Date           | Opponent            | Score   | Inns | Overall | American | Pitcher of record    | Attend | Time |
|----------------|---------------------|---------|------|---------|----------|----------------------|--------|------|
| Feb 17, 2023   | at Georgia State    | L 2-12  | 9    | 0-1-0   | 0-0-0    | Murphy, J. (L 0-1)   | 421    | 2:53 |
| Feb 18, 2023   | at Georgia State-1  | w 9-4   | 7    | 1-1-0   | 0-0-0    | Shea, A. (W 1-0)     | 442    | 3:41 |
| Feb 18, 2023   | at Georgia State-2  | L 2-3   | 7    | 1-2-0   | 0-0-0    | None                 | -      |      |
| Feb 19, 2023   | at Georgia State    | w 6-4   | 9    | 2-2-0   | 0-0-0    | Murphy, J. (W 1-1)   | 401    | 2:51 |
| Feb 24, 2023   | at #7 Florida       | L 6-13  | 9    | 2-3-0   | 0-0-0    | Harker, G. (L 0-1)   | 5620   | 3:00 |
| Feb 25, 2023   | at #7 Florida       | L 3-13  | 8    | 2-4-0   | 0-0-0    | Horst, C. (L 0-1)    | 6798   | 2:07 |
| Feb 26, 2023   | at #7 Florida       | L 7-13  | 9    | 2-5-0   | 0-0-0    | Hopewell, C. (L 0-1) | 5393   | 2:56 |
| Mar 01, 2023   | MIAMI               | L 12-15 | 9    | 2-6-0   | 0-0-0    | McClanahan N (L 0-1) | 2513   | 5:43 |
| Mar 04, 2023   | NORTH ALABAMA-1     | w 9-0   | 7    | 3-6-0   | 0-0-0    | Brosky, D. (W 1-0)   | -      | 1:39 |
| Mar 04, 2023   | NORTH ALABAMA-2     | w 9-8   | 9    | 4-6-0   | 0-0-0    | Segal, Z. (W 1-0)    | 819    | 2:58 |
| Mar 05, 2023   | NORTH ALABAMA-1     | w 2-1   | (8)  | 5-6-0   | 0-0-0    | Murphy, J. (W 2-1)   | -      | 2:13 |
| Mar 05, 2023   | NORTH ALABAMA-2     | w 8-1   | 7    | 6-6-0   | 0-0-0    | Horst, C. (W 1-1)    | 768    | 1:50 |
| Mar 08, 2023   | at Eastern Kentucky | w 10-5  | 9    | 7-6-0   | 0-0-0    | Segal, Z. (W 2-0)    | 271    | 2:46 |
| Mar 10, 2023   | at Wofford          | L 3-12  | 9    | 7-7-0   | 0-0-0    | Brosky, D. (L 1-1)   | 445    | 2:41 |
| Mar 11, 2023   | at Wofford          | L 2-5   | 9    | 7-8-0   | 0-0-0    | Harker, G. (L 0-2)   | 523    | 2:41 |
| Mar 14, 2023   | at Winthrop         | w 3-1   | 9    | 8-8-0   | 0-0-0    | Shea, A. (W 2-0)     | 174    | 2:34 |
| Mar 15, 2023   | at Winthrop         | L 3-13  | 9    | 8-9-0   | 0-0-0    | Segal, Z. (L 2-1)    | 102    | 2:45 |
| Mar 16, 2023   | at USC Upstate      | L 1-6   | 9    | 8-10-0  | 0-0-0    | Brosky, D. (L 1-2)   | 77     | 2:23 |
| Mar 17, 2023   | vs Princeton        | L 5-7   | 9    | 8-11-0  | 0-0-0    | Horst, C. (L 1-2)    | 89     | 3:32 |
| Mar 18, 2023   | vs Princeton        | L 2-3   | 9    | 8-12-0  | 0-0-0    | Shea, A. (L 2-1)     | 87     | 2:18 |
| Mar 21, 2023   | MARSHALL            | L 4-8   | 9    | 8-13-0  | 0-0-0    | Harker, G. (L 0-3)   | 462    | 2:36 |
| Mar 22, 2023   | at Xavier           | w 19-6  | 9    | 9-13-0  | 0-0-0    | Boba, T. (W 1-0)     | 256    | 2:57 |
| Mar 25, 2023   | BUTLER              | w 15-5  | 8    | 10-13-0 | 0-0-0    | Hopewell, C. (W 1-1) | 602    | 2:40 |
| Mar 26, 2023   | BUTLER-1            | L 5-8   | 9    | 10-14-0 | 0-0-0    | Bergmann, M. (L 0-1) | -      | 3:13 |
| Mar 26, 2023   | BUTLER-2            | w 13-3  | 7    | 11-14-0 | 0-0-0    | Brosky, D. (W 2-2)   | 1032   | 2:26 |
| Mar 28, 2023   | #11 LOUISVILLE      | L 1-14  | 7    | 11-15-0 | 0-0-0    | Boba, T. (L 1-1)     | 1204   | 2:30 |
| * Mar 31, 2023 | WICHITA STATE       | L 1-2   | 9    | 11-16-0 | 0-1-0    | Hopewell, C. (L 1-2) | 245    | 2:27 |
| * Apr 01, 2023 | WICHITA STATE       | L 6-10  | 9    | 11-17-0 | 0-2-0    | Horst, C. (L 1-3)    | 742    | 3:18 |
| * Apr 02, 2023 | WICHITA STATE       | w 9-8   | 9    | 12-17-0 | 1-2-0    | White, M. (W 1-0)    | 764    | 3:16 |
| Apr 04, 2023   | at Wright State     | L 6-7   | 9    | 12-18-0 | 1-2-0    | Harker, G. (L 0-4)   | 75     | 2:46 |
| * Apr 06, 2023 | at Memphis          | w 6-2   | 9    | 13-18-0 | 2-2-0    | Hugus, G. (W 1-0)    | 342    | 2:42 |
| * Apr 07, 2023 | at Memphis          | L 2-6   | 9    | 13-19-0 | 2-3-0    | Hopewell, C. (L 1-3) | 477    | 2:32 |
| * Apr 08, 2023 | at Memphis          | w 5-3   | 9    | 14-19-0 | 3-3-0    | Murphy, J. (W 3-1)   | 601    | 2:53 |
| Apr 11, 2023   | MIAMI               | w 7-5   | (10) | 15-19-0 | 3-3-0    | Bergmann, M. (W 1-1) | 1325   | 3:00 |
| * Apr 14, 2023 | at #9 East Carolina | L 4-9   | 9    | 15-20-0 | 3-4-0    | Hugus, G. (L 1-1)    | 4213   | 2:34 |
| * Apr 15, 2023 | at #9 East Carolina | L 0-10  | 7    | 15-21-0 | 3-5-0    | Hopewell, C. (L 1-4) | 4742   | 2:00 |
| * Apr 16, 2023 | at #9 East Carolina | L 3-13  | 7    | 15-22-0 | 3-6-0    | White, M. (L 1-1)    | 3901   | 2:29 |
| Apr 19, 2023   | INDIANA             | L 9-11  | 9    | 15-23-0 | 3-6-0    | O'Connor, T. (L 0-1) | 1629   | 3:05 |
| * Apr 21, 2023 | TULANE              | w 12-9  | 9    | 16-23-0 | 4-6-0    | Horst, C. (W 2-3)    | 259    | 2:51 |
| * Apr 22, 2023 | TULANE              | L 3-10  | 9    | 16-24-0 | 4-7-0    | Shea, A. (L 2-2)     | 720    | 3:11 |
| * Apr 23, 2023 | TULANE              | w 12-1  | 7    | 17-24-0 | 5-7-0    | Boba, T. (W 2-1)     | 544    | 2:35 |
| * Apr 28, 2023 | at South Florida    | w 9-7   | (10) | 18-24-0 | 6-7-0    | White, M. (W 2-1)    | 811    | 3:07 |
| * Apr 29, 2023 | at South Florida    | w 11-9  | 9    | 19-24-0 | 7-7-0    | Hopewell, C. (W 2-4) | 924    | 3:14 |
| * Apr 30, 2023 | at South Florida    | w 10-4  | 9    | 20-24-0 | 8-7-0    | Horst, C. (W 3-3)    | 947    | 2:47 |
| * May 05, 2023 | EAST CAROLINA       | L 3-9   | 9    | 20-25-0 | 8-8-0    | Harker, G. (L 0-5)   | 722    | 2:37 |
| * May 06, 2023 | EAST CAROLINA       | L 3-11  | 9    | 20-26-0 | 8-9-0    | Hopewell, C. (L 2-5) | 875    | 3:03 |
| * May 07, 2023 | EAST CAROLINA       | L 5-6   | (10) | 20-27-0 | 8-10-0   | Hugus, G. (L 1-2)    | 631    | 3:02 |
| May 09, 2023   | XAVIER              | w 8-7   | 9    | 21-27-0 | 8-10-0   | Segal, Z. (W 3-1)    | 1385   | 2:40 |

\* = Conference game

() extra inning game

**The Automated ScoreBook**  
**Miscellaneous Stats for Cincinnati (as of May 10, 2023)**  
**(All games)**

| <b>Multiple Hit Games</b> | <b>2</b> | <b>3</b> | <b>4</b> | <b>5+</b> | <b>Total</b> |
|---------------------------|----------|----------|----------|-----------|--------------|
| 25 Nicholson, R           | 12       | 3        | -        | -         | 15           |
| 2 Cross, K.               | 10       | 3        | -        | -         | 13           |
| 0 Jones, A.               | 9        | 2        | -        | -         | 11           |
| 22 Hegemann, J.           | 8        | 1        | 1        | -         | 10           |
| 14 Vidourek, L.           | 7        | 1        | -        | -         | 8            |
| 10 Harting, C.            | 6        | 1        | -        | -         | 7            |
| 9 Guidry, K.              | 5        | 1        | -        | -         | 6            |
| 28 Hugus, G.              | 3        | 3        | -        | -         | 6            |
| 8 Brooks, L.              | 6        | -        | -        | -         | 6            |
| 44 O'Connor, T.           | 4        | 1        | -        | -         | 5            |
| 3 Sponseller J            | 3        | -        | -        | -         | 3            |
| 6 Palmieri, M.            | 1        | 1        | -        | -         | 2            |
| 5 Scheler, C.             | 2        | -        | -        | -         | 2            |
| 30 Dean, C.               | 2        | -        | -        | -         | 2            |
| 4 Springer, S.            | 1        | -        | -        | -         | 1            |
| 23 Schupmann K.           | 1        | -        | -        | -         | 1            |
| TEAM                      | 80       | 17       | 1        | 0         | 98           |

| <b>Multiple RBI Games</b> | <b>2</b> | <b>3</b> | <b>4</b> | <b>5+</b> | <b>Total</b> |
|---------------------------|----------|----------|----------|-----------|--------------|
| 9 Guidry, K.              | 7        | 2        | 2        | -         | 11           |
| 25 Nicholson, R           | 7        | 3        | -        | -         | 10           |
| 10 Harting, C.            | 4        | 4        | -        | -         | 8            |
| 0 Jones, A.               | 7        | -        | -        | 1         | 8            |
| 2 Cross, K.               | 4        | -        | -        | 1         | 5            |
| 3 Sponseller J            | 5        | -        | -        | -         | 5            |
| 14 Vidourek, L.           | 3        | 1        | -        | 1         | 5            |
| 28 Hugus, G.              | 3        | 1        | -        | -         | 4            |
| 8 Brooks, L.              | 3        | -        | -        | -         | 3            |
| 44 O'Connor, T.           | 1        | 1        | -        | 1         | 3            |
| 22 Hegemann, J.           | 1        | 1        | -        | -         | 2            |
| 6 Palmieri, M.            | 1        | -        | -        | -         | 1            |
| 23 Schupmann K.           | -        | 1        | -        | -         | 1            |
| 15 Klingenbeck            | -        | -        | 1        | -         | 1            |
| 4 Springer, S.            | 1        | -        | -        | -         | 1            |
| 30 Dean, C.               | 1        | -        | -        | -         | 1            |
| TEAM                      | 48       | 14       | 3        | 4         | 69           |

| <b>Hitting Streaks</b> | <b>Longest</b> | <b>Current</b> |
|------------------------|----------------|----------------|
| 10 Harting, C.         | 8              | 8              |
| 14 Vidourek, L.        | 8              | 1              |
| 0 Jones, A.            | 7              | -              |
| 22 Hegemann, J.        | 6              | 6              |
| 9 Guidry, K.           | 6              | 2              |
| 25 Nicholson, R        | 6              | 2              |
| 2 Cross, K.            | 5              | 1              |
| 44 O'Connor, T.        | 5              | 5              |
| 3 Sponseller J         | 4              | -              |
| 28 Hugus, G.           | 3              | -              |
| 8 Brooks, L.           | 3              | 2              |
| 23 Schupmann K.        | 3              | -              |
| 30 Dean, C.            | 2              | 2              |
| 5 Scheler, C.          | 2              | -              |
| 15 Klingenbeck         | 2              | -              |
| 6 Palmieri, M.         | 2              | 1              |
| 4 Springer, S.         | 1              | 1              |

| <b>Reached Base Streaks</b> | <b>Longest</b> | <b>Current</b> |
|-----------------------------|----------------|----------------|
| 2 Cross, K.                 | 13             | 1              |
| 22 Hegemann, J.             | 11             | 6              |
| 0 Jones, A.                 | 10             | -              |
| 8 Brooks, L.                | 10             | 9              |
| 9 Guidry, K.                | 9              | 2              |
| 25 Nicholson, R             | 9              | 9              |
| 10 Harting, C.              | 8              | 8              |
| 23 Schupmann K.             | 8              | 1              |
| 14 Vidourek, L.             | 8              | 1              |
| 44 O'Connor, T.             | 7              | 7              |
| 28 Hugus, G.                | 5              | -              |
| 3 Sponseller J              | 4              | -              |
| 30 Dean, C.                 | 4              | 2              |
| 5 Scheler, C.               | 3              | 1              |
| 15 Klingenbeck              | 3              | -              |
| 4 Springer, S.              | 3              | 2              |
| 6 Palmieri, M.              | 2              | 1              |

**The Automated ScoreBook**  
**Miscellaneous Stats for Cincinnati (as of May 10, 2023)**  
**(All games)**

**Starting Lineup By Position**  
**(Team W-L record when starter)**

|                           |    |         |
|---------------------------|----|---------|
| <b>PITCHER:</b>           |    |         |
| 33 Hopewell, C.           | 12 | (5-7)   |
| 34 Boba, T.               | 10 | (5-5)   |
| 26 Horst, C.              | 8  | (2-6)   |
| 35 Harker, G.             | 7  | (3-4)   |
| 32 Brosky, D.             | 5  | (2-3)   |
| 44 O'Connor, T.           | 3  | (2-1)   |
| 28 Hugus, G.              | 2  | (1-1)   |
| 11 Linn, C.               | 1  | (1-0)   |
| <b>CATCHER:</b>           |    |         |
| 0 Jones, A.               | 23 | (11-12) |
| 5 Scheler, C.             | 13 | (5-8)   |
| 15 Klingenberg            | 12 | (5-7)   |
| <b>FIRST BASE:</b>        |    |         |
| 25 Nicholson, R.          | 45 | (18-27) |
| 44 O'Connor, T.           | 2  | (2-0)   |
| 28 Hugus, G.              | 1  | (1-0)   |
| <b>SECOND BASE:</b>       |    |         |
| 8 Brooks, L.              | 38 | (17-21) |
| 4 Springer, S.            | 4  | (1-3)   |
| 6 Palmieri, M.            | 3  | (3-0)   |
| 28 Hugus, G.              | 3  | (0-3)   |
| <b>THIRD BASE:</b>        |    |         |
| 23 Schupmann K.           | 21 | (7-14)  |
| 28 Hugus, G.              | 9  | (5-4)   |
| 2 Cross, K.               | 8  | (4-4)   |
| 9 Guidry, K.              | 7  | (4-3)   |
| 4 Springer, S.            | 3  | (1-2)   |
| <b>SHORTSTOP:</b>         |    |         |
| 9 Guidry, K.              | 26 | (12-14) |
| 28 Hugus, G.              | 16 | (7-9)   |
| 4 Springer, S.            | 4  | (1-3)   |
| 6 Palmieri, M.            | 2  | (1-1)   |
| <b>LEFT FIELD:</b>        |    |         |
| 2 Cross, K.               | 21 | (9-12)  |
| 10 Harting, C.            | 17 | (7-10)  |
| 44 O'Connor, T.           | 8  | (5-3)   |
| 22 Hegemann, J.           | 1  | (0-1)   |
| 30 Dean, C.               | 1  | (0-1)   |
| <b>CENTER FIELD:</b>      |    |         |
| 14 Vidourek, L.           | 29 | (12-17) |
| 22 Hegemann, J.           | 14 | (5-9)   |
| 10 Harting, C.            | 5  | (4-1)   |
| <b>RIGHT FIELD:</b>       |    |         |
| 10 Harting, C.            | 16 | (6-10)  |
| 22 Hegemann, J.           | 14 | (6-8)   |
| 30 Dean, C.               | 10 | (7-3)   |
| 14 Vidourek, L.           | 7  | (2-5)   |
| 15 Klingenberg            | 1  | (0-1)   |
| <b>DESIGNATED HITTER:</b> |    |         |
| 3 Sponseller J            | 17 | (7-10)  |
| 2 Cross, K.               | 10 | (5-5)   |
| 0 Jones, A.               | 9  | (3-6)   |
| 44 O'Connor, T.           | 5  | (3-2)   |
| 9 Guidry, K.              | 4  | (2-2)   |
| 10 Harting, C.            | 2  | (1-1)   |
| 30 Dean, C.               | 1  | (0-1)   |

**Starting Lineup By Lineup Spot**  
**(Team W-L record when starter)**

|                  |    |         |
|------------------|----|---------|
| <b>LEADOFF:</b>  |    |         |
| 14 Vidourek, L.  | 21 | (9-12)  |
| 2 Cross, K.      | 19 | (10-9)  |
| 25 Nicholson, R. | 3  | (0-3)   |
| 22 Hegemann, J.  | 3  | (2-1)   |
| 28 Hugus, G.     | 2  | (0-2)   |
| <b>2ND SPOT:</b> |    |         |
| 0 Jones, A.      | 14 | (6-8)   |
| 2 Cross, K.      | 12 | (4-8)   |
| 30 Dean, C.      | 6  | (4-2)   |
| 14 Vidourek, L.  | 4  | (2-2)   |
| 10 Harting, C.   | 3  | (0-3)   |
| 22 Hegemann, J.  | 2  | (1-1)   |
| 44 O'Connor, T.  | 2  | (1-1)   |
| 6 Palmieri, M.   | 2  | (2-0)   |
| 15 Klingenberg   | 1  | (1-0)   |
| 8 Brooks, L.     | 1  | (0-1)   |
| 9 Guidry, K.     | 1  | (0-1)   |
| <b>3RD SPOT:</b> |    |         |
| 25 Nicholson, R. | 32 | (12-20) |
| 44 O'Connor, T.  | 7  | (4-3)   |
| 0 Jones, A.      | 3  | (3-0)   |
| 2 Cross, K.      | 2  | (1-1)   |
| 14 Vidourek, L.  | 1  | (0-1)   |
| 10 Harting, C.   | 1  | (0-1)   |
| 3 Sponseller J   | 1  | (1-0)   |
| 30 Dean, C.      | 1  | (0-1)   |
| <b>CLEANUP:</b>  |    |         |
| 10 Harting, C.   | 21 | (10-11) |
| 25 Nicholson, R. | 10 | (6-4)   |
| 0 Jones, A.      | 7  | (1-6)   |
| 3 Sponseller J   | 5  | (2-3)   |
| 44 O'Connor, T.  | 3  | (2-1)   |
| 2 Cross, K.      | 2  | (0-2)   |
| <b>5TH SPOT:</b> |    |         |
| 9 Guidry, K.     | 12 | (6-6)   |
| 0 Jones, A.      | 8  | (4-4)   |
| 10 Harting, C.   | 6  | (2-4)   |
| 3 Sponseller J   | 6  | (3-3)   |
| 22 Hegemann, J.  | 4  | (1-3)   |
| 14 Vidourek, L.  | 4  | (0-4)   |
| 15 Klingenberg   | 2  | (0-2)   |
| 2 Cross, K.      | 2  | (1-1)   |
| 44 O'Connor, T.  | 2  | (2-0)   |
| 8 Brooks, L.     | 1  | (1-0)   |
| 28 Hugus, G.     | 1  | (1-0)   |
| <b>6TH SPOT:</b> |    |         |
| 9 Guidry, K.     | 14 | (8-6)   |
| 8 Brooks, L.     | 10 | (4-6)   |
| 14 Vidourek, L.  | 5  | (2-3)   |
| 10 Harting, C.   | 5  | (3-2)   |
| 3 Sponseller J   | 5  | (1-4)   |
| 22 Hegemann, J.  | 4  | (2-2)   |
| 28 Hugus, G.     | 2  | (0-2)   |
| 6 Palmieri, M.   | 1  | (1-0)   |
| 30 Dean, C.      | 1  | (0-1)   |
| 23 Schupmann K.  | 1  | (0-1)   |
| <b>7TH SPOT:</b> |    |         |
| 28 Hugus, G.     | 10 | (5-5)   |
| 9 Guidry, K.     | 8  | (3-5)   |
| 8 Brooks, L.     | 6  | (4-2)   |
| 22 Hegemann, J.  | 6  | (2-4)   |
| 15 Klingenberg   | 4  | (0-4)   |
| 10 Harting, C.   | 3  | (2-1)   |
| 23 Schupmann K.  | 2  | (0-2)   |



**The Automated ScoreBook**  
**Miscellaneous Stats for Cincinnati (as of May 10, 2023)**  
**(All games)**

**STARTERS SUMMARY**

| Player          | GS | Position |    |    |    |    |    |    |    |    |    |    | Batting Order |     |     |     |     |     |     |     |     |
|-----------------|----|----------|----|----|----|----|----|----|----|----|----|----|---------------|-----|-----|-----|-----|-----|-----|-----|-----|
|                 |    | p        | c  | 1b | 2b | 3b | ss | lf | cf | rf | of | dh | 1st           | 2nd | 3rd | 4th | 5th | 6th | 7th | 8th | 9th |
| 25 Nicholson, R | 45 | .        | .  | 45 | .  | .  | .  | .  | .  | .  | .  | .  | 3             | .   | 32  | 10  | .   | .   | .   | .   | .   |
| 10 Harting, C.  | 40 | .        | .  | .  | .  | .  | .  | 17 | 5  | 16 | .  | 2  | .             | 3   | 1   | 21  | 6   | 5   | 3   | 1   | .   |
| 2 Cross, K.     | 39 | .        | .  | .  | .  | 8  | .  | 21 | .  | .  | .  | 10 | 19            | 12  | 2   | 2   | 2   | .   | 1   | 1   | .   |
| 8 Brooks, L.    | 38 | .        | .  | .  | 38 | .  | .  | .  | .  | .  | .  | .  | .             | 1   | .   | .   | 1   | 10  | 6   | 6   | 14  |
| 9 Guidry, K.    | 37 | .        | .  | .  | .  | 7  | 26 | .  | .  | .  | .  | 4  | .             | 1   | .   | .   | 12  | 14  | 8   | 1   | 1   |
| 14 Vidourek, L. | 36 | .        | .  | .  | .  | .  | .  | .  | 29 | 7  | .  | .  | 21            | 4   | 1   | .   | 4   | 5   | .   | 1   | .   |
| 0 Jones, A.     | 32 | .        | 23 | .  | .  | .  | .  | .  | .  | .  | .  | 9  | .             | 14  | 3   | 7   | 8   | .   | .   | .   | .   |
| 28 Hugus, G.    | 31 | 2        | .  | 1  | 3  | 9  | 16 | .  | .  | .  | .  | .  | 2             | .   | .   | .   | 1   | 2   | 10  | 10  | 4   |
| 22 Hegemann, J. | 29 | .        | .  | .  | .  | .  | .  | 1  | 14 | 14 | .  | .  | 3             | 2   | .   | .   | 4   | 4   | 6   | 4   | 6   |
| 23 Schupmann K. | 21 | .        | .  | .  | .  | 21 | .  | .  | .  | .  | .  | .  | .             | .   | .   | .   | .   | 1   | 3   | 11  | 6   |
| 44 O'Connor, T. | 18 | 3        | .  | 2  | .  | .  | .  | 8  | .  | .  | .  | 5  | .             | 2   | 7   | 3   | 2   | .   | .   | .   | 1   |
| 3 Sponseller J  | 17 | .        | .  | .  | .  | .  | .  | .  | .  | .  | .  | 17 | .             | .   | 1   | 5   | 6   | 5   | .   | .   | .   |
| 15 Klingenberg  | 13 | .        | 12 | .  | .  | .  | .  | .  | .  | 1  | .  | .  | .             | 1   | .   | .   | 2   | .   | 4   | 3   | 3   |
| 5 Scheler, C.   | 13 | .        | 13 | .  | .  | .  | .  | .  | .  | .  | .  | .  | .             | .   | .   | .   | .   | .   | 1   | 5   | 7   |
| 33 Hopewell, C. | 12 | 12       | .  | .  | .  | .  | .  | .  | .  | .  | .  | .  | .             | .   | .   | .   | .   | .   | .   | .   | .   |
| 30 Dean, C.     | 12 | .        | .  | .  | .  | .  | .  | 1  | .  | 10 | .  | 1  | .             | 6   | 1   | .   | .   | 1   | 2   | 2   | .   |
| 4 Springer, S.  | 11 | .        | .  | .  | 4  | 3  | 4  | .  | .  | .  | .  | .  | .             | .   | .   | .   | .   | .   | 2   | 3   | 6   |
| 34 Boba, T.     | 10 | 10       | .  | .  | .  | .  | .  | .  | .  | .  | .  | .  | .             | .   | .   | .   | .   | .   | .   | .   | .   |
| 26 Horst, C.    | 8  | 8        | .  | .  | .  | .  | .  | .  | .  | .  | .  | .  | .             | .   | .   | .   | .   | .   | .   | .   | .   |
| 35 Harker, G.   | 7  | 7        | .  | .  | .  | .  | .  | .  | .  | .  | .  | .  | .             | .   | .   | .   | .   | .   | .   | .   | .   |
| 6 Palmieri, M.  | 5  | .        | .  | .  | 3  | .  | 2  | .  | .  | .  | .  | .  | .             | 2   | .   | .   | .   | 1   | 2   | .   | .   |
| 32 Brosky, D.   | 5  | 5        | .  | .  | .  | .  | .  | .  | .  | .  | .  | .  | .             | .   | .   | .   | .   | .   | .   | .   | .   |
| 11 Linn, C.     | 1  | 1        | .  | .  | .  | .  | .  | .  | .  | .  | .  | .  | .             | .   | .   | .   | .   | .   | .   | .   | .   |

**The Automated ScoreBook**  
**Team Game-by-Game for Cincinnati (as of May 10, 2023)**  
**Batting (All games)**

| Date    | Opponent            | ab   | r   | h   | rbi | 2b | 3b | hr | tb  | bb  | ibb | sb | cs | hbp | sac | sf | gdp | k   | po   | a   | e  | lob | avg  |
|---------|---------------------|------|-----|-----|-----|----|----|----|-----|-----|-----|----|----|-----|-----|----|-----|-----|------|-----|----|-----|------|
| Feb 17  | at Georgia State    | 30   | 2   | 4   | 1   | 1  | 0  | 0  | 5   | 3   | 0   | 0  | 0  | 2   | 1   | 0  | 0   | 17  | 24   | 6   | 1  | 7   | .133 |
| Feb 18  | at Georgia State    | 27   | 9   | 6   | 8   | 2  | 0  | 1  | 11  | 6   | 0   | 1  | 0  | 3   | 0   | 1  | 0   | 8   | 21   | 6   | 1  | 7   | .175 |
| Feb 18  | at Georgia State    | 26   | 2   | 6   | 2   | 3  | 0  | 0  | 9   | 1   | 0   | 1  | 1  | 0   | 0   | 0  | 0   | 12  | 21   | 9   | 0  | 4   | .193 |
| Feb 19  | at Georgia State    | 34   | 6   | 9   | 5   | 0  | 0  | 1  | 12  | 4   | 0   | 0  | 2  | 0   | 0   | 0  | 0   | 13  | 27   | 10  | 2  | 5   | .214 |
| Feb 24  | at Florida          | 32   | 6   | 6   | 6   | 3  | 1  | 1  | 14  | 8   | 0   | 0  | 0  | 3   | 0   | 0  | 0   | 12  | 24   | 10  | 2  | 11  | .208 |
| Feb 25  | at Florida          | 29   | 3   | 5   | 3   | 1  | 0  | 0  | 6   | 3   | 0   | 0  | 0  | 1   | 0   | 0  | 0   | 15  | 22   | 6   | 2  | 6   | .202 |
| Feb 26  | at Florida          | 36   | 7   | 9   | 7   | 1  | 0  | 1  | 13  | 7   | 0   | 0  | 0  | 2   | 1   | 0  | 0   | 11  | 24   | 10  | 2  | 12  | .210 |
| Mar 01  | MIAMI               | 33   | 12  | 9   | 12  | 2  | 0  | 2  | 17  | 11  | 0   | 0  | 1  | 5   | 0   | 0  | 1   | 17  | 27   | 6   | 1  | 10  | .219 |
| Mar 04  | NORTH ALABAMA       | 25   | 9   | 9   | 6   | 4  | 0  | 2  | 19  | 6   | 0   | 3  | 2  | 0   | 1   | 0  | 0   | 4   | 21   | 4   | 1  | 5   | .232 |
| Mar 04  | NORTH ALABAMA       | 29   | 9   | 6   | 9   | 2  | 0  | 0  | 8   | 10  | 0   | 5  | 0  | 2   | 1   | 0  | 0   | 9   | 27   | 11  | 1  | 9   | .229 |
| Mar 05  | NORTH ALABAMA       | 24   | 2   | 4   | 2   | 0  | 0  | 0  | 4   | 5   | 0   | 5  | 0  | 2   | 1   | 0  | 0   | 8   | 24   | 13  | 0  | 8   | .225 |
| Mar 05  | NORTH ALABAMA       | 25   | 8   | 7   | 7   | 0  | 0  | 4  | 19  | 3   | 0   | 0  | 1  | 1   | 0   | 0  | 0   | 4   | 21   | 10  | 1  | 3   | .229 |
| Mar 08  | at Eastern Kentucky | 31   | 10  | 8   | 7   | 1  | 0  | 1  | 12  | 5   | 0   | 2  | 0  | 2   | 2   | 1  | 1   | 6   | 27   | 11  | 1  | 4   | .231 |
| Mar 10  | at Wofford          | 34   | 3   | 6   | 2   | 2  | 0  | 1  | 11  | 2   | 0   | 0  | 1  | 0   | 0   | 0  | 0   | 14  | 24   | 10  | 2  | 6   | .227 |
| Mar 11  | at Wofford          | 31   | 2   | 7   | 2   | 1  | 0  | 2  | 14  | 0   | 0   | 0  | 3  | 0   | 0   | 0  | 0   | 12  | 24   | 9   | 3  | 2   | .226 |
| Mar 14  | at Winthrop         | 33   | 3   | 6   | 2   | 1  | 0  | 0  | 7   | 2   | 0   | 4  | 0  | 1   | 0   | 0  | 0   | 16  | 27   | 13  | 1  | 6   | .223 |
| Mar 15  | at Winthrop         | 33   | 3   | 8   | 3   | 1  | 0  | 2  | 15  | 3   | 0   | 0  | 0  | 1   | 1   | 0  | 1   | 8   | 24   | 7   | 2  | 8   | .225 |
| Mar 16  | at USC Upstate      | 32   | 1   | 5   | 1   | 1  | 0  | 0  | 6   | 5   | 0   | 0  | 0  | 1   | 0   | 0  | 0   | 17  | 24   | 9   | 2  | 10  | .221 |
| Mar 17  | vs Princeton        | 35   | 5   | 9   | 5   | 2  | 0  | 1  | 14  | 5   | 0   | 4  | 0  | 2   | 1   | 0  | 0   | 10  | 27   | 5   | 0  | 11  | .223 |
| Mar 18  | vs Princeton        | 33   | 2   | 6   | 2   | 1  | 0  | 0  | 7   | 2   | 0   | 2  | 0  | 0   | 0   | 0  | 1   | 10  | 27   | 12  | 1  | 6   | .221 |
| Mar 21  | MARSHALL            | 29   | 4   | 6   | 4   | 1  | 0  | 1  | 10  | 5   | 0   | 0  | 1  | 4   | 1   | 0  | 1   | 8   | 27   | 17  | 2  | 8   | .220 |
| Mar 22  | at Xavier           | 42   | 19  | 13  | 18  | 0  | 0  | 4  | 25  | 11  | 0   | 2  | 0  | 2   | 0   | 0  | 0   | 8   | 27   | 12  | 1  | 9   | .225 |
| Mar 25  | BUTLER              | 34   | 15  | 14  | 13  | 0  | 0  | 3  | 23  | 6   | 0   | 3  | 0  | 0   | 1   | 1  | 0   | 6   | 24   | 5   | 0  | 5   | .234 |
| Mar 26  | BUTLER              | 38   | 5   | 10  | 5   | 1  | 0  | 0  | 11  | 8   | 0   | 5  | 0  | 1   | 0   | 0  | 0   | 13  | 27   | 9   | 2  | 15  | .236 |
| Mar 26  | BUTLER              | 27   | 13  | 10  | 11  | 2  | 1  | 2  | 20  | 11  | 0   | 9  | 0  | 1   | 0   | 0  | 1   | 5   | 21   | 14  | 1  | 8   | .240 |
| Mar 28  | LOUISVILLE          | 25   | 1   | 5   | 1   | 2  | 0  | 0  | 7   | 5   | 0   | 1  | 0  | 1   | 0   | 1  | 0   | 9   | 21   | 10  | 1  | 10  | .239 |
| *Mar 31 | WICHITA STATE       | 30   | 1   | 2   | 1   | 1  | 0  | 1  | 6   | 2   | 0   | 0  | 0  | 0   | 0   | 0  | 0   | 12  | 27   | 10  | 2  | 4   | .233 |
| *Apr 01 | WICHITA STATE       | 34   | 6   | 8   | 6   | 3  | 0  | 0  | 11  | 8   | 0   | 0  | 0  | 0   | 0   | 1  | 0   | 13  | 27   | 14  | 2  | 10  | .233 |
| *Apr 02 | WICHITA STATE       | 33   | 9   | 11  | 9   | 0  | 1  | 3  | 22  | 6   | 0   | 0  | 0  | 0   | 1   | 0  | 0   | 9   | 27   | 10  | 1  | 7   | .237 |
| Apr 04  | at Wright State     | 30   | 6   | 6   | 5   | 0  | 0  | 0  | 6   | 7   | 0   | 3  | 0  | 1   | 0   | 3  | 0   | 10  | 24   | 9   | 3  | 8   | .236 |
| *Apr 06 | at Memphis          | 32   | 6   | 6   | 4   | 0  | 0  | 0  | 6   | 5   | 0   | 3  | 1  | 1   | 0   | 0  | 2   | 11  | 27   | 9   | 0  | 5   | .234 |
| *Apr 07 | at Memphis          | 31   | 2   | 4   | 2   | 1  | 0  | 1  | 8   | 2   | 0   | 3  | 1  | 0   | 0   | 0  | 0   | 16  | 24   | 4   | 2  | 4   | .231 |
| *Apr 08 | at Memphis          | 31   | 5   | 4   | 5   | 1  | 0  | 0  | 5   | 8   | 0   | 9  | 0  | 0   | 0   | 1  | 1   | 8   | 27   | 10  | 0  | 8   | .228 |
| Apr 11  | MIAMI               | 38   | 7   | 11  | 7   | 3  | 0  | 3  | 23  | 2   | 0   | 2  | 0  | 0   | 1   | 0  | 1   | 12  | 30   | 13  | 1  | 7   | .230 |
| *Apr 14 | at East Carolina    | 31   | 4   | 4   | 4   | 0  | 0  | 3  | 13  | 2   | 0   | 0  | 0  | 0   | 0   | 0  | 0   | 15  | 24   | 6   | 3  | 2   | .227 |
| *Apr 15 | at East Carolina    | 25   | 0   | 4   | 0   | 1  | 0  | 0  | 5   | 0   | 0   | 1  | 0  | 0   | 0   | 0  | 0   | 3   | 19   | 12  | 1  | 4   | .225 |
| *Apr 16 | at East Carolina    | 25   | 3   | 5   | 2   | 0  | 0  | 1  | 8   | 4   | 0   | 4  | 0  | 1   | 1   | 0  | 0   | 10  | 18   | 5   | 0  | 7   | .225 |
| Apr 19  | INDIANA             | 38   | 9   | 11  | 9   | 3  | 0  | 0  | 14  | 5   | 0   | 1  | 0  | 0   | 0   | 0  | 0   | 16  | 27   | 10  | 0  | 7   | .227 |
| *Apr 21 | TULANE              | 37   | 12  | 13  | 10  | 3  | 0  | 3  | 25  | 4   | 0   | 4  | 0  | 0   | 1   | 0  | 0   | 10  | 27   | 9   | 0  | 6   | .231 |
| *Apr 22 | TULANE              | 31   | 3   | 5   | 3   | 3  | 0  | 0  | 8   | 3   | 0   | 1  | 1  | 1   | 0   | 0  | 0   | 14  | 27   | 11  | 2  | 5   | .229 |
| *Apr 23 | TULANE              | 31   | 12  | 13  | 11  | 1  | 0  | 2  | 20  | 8   | 0   | 3  | 1  | 1   | 1   | 0  | 0   | 12  | 21   | 8   | 1  | 9   | .234 |
| *Apr 28 | at South Florida    | 40   | 9   | 12  | 9   | 0  | 0  | 4  | 24  | 7   | 0   | 3  | 1  | 2   | 0   | 0  | 0   | 10  | 30   | 9   | 1  | 10  | .236 |
| *Apr 29 | at South Florida    | 39   | 11  | 16  | 8   | 2  | 1  | 2  | 26  | 7   | 0   | 3  | 2  | 1   | 1   | 0  | 0   | 5   | 26   | 10  | 1  | 10  | .241 |
| *Apr 30 | at South Florida    | 39   | 10  | 15  | 8   | 1  | 0  | 2  | 22  | 6   | 0   | 2  | 2  | 2   | 0   | 1  | 0   | 8   | 27   | 11  | 1  | 11  | .245 |
| *May 05 | EAST CAROLINA       | 33   | 3   | 7   | 3   | 1  | 1  | 1  | 13  | 5   | 0   | 2  | 0  | 0   | 0   | 0  | 1   | 14  | 27   | 11  | 3  | 8   | .244 |
| *May 06 | EAST CAROLINA       | 31   | 3   | 7   | 3   | 0  | 0  | 1  | 10  | 4   | 0   | 0  | 1  | 0   | 0   | 0  | 1   | 6   | 27   | 18  | 0  | 5   | .244 |
| *May 07 | EAST CAROLINA       | 35   | 5   | 6   | 5   | 0  | 0  | 2  | 12  | 2   | 0   | 1  | 1  | 1   | 0   | 0  | 0   | 7   | 30   | 14  | 1  | 3   | .242 |
| May 09  | XAVIER              | 33   | 8   | 10  | 7   | 3  | 0  | 1  | 16  | 2   | 0   | 0  | 0  | 1   | 1   | 0  | 0   | 7   | 27   | 10  | 5  | 5   | .243 |
| Totals  |                     | 1534 | 295 | 373 | 265 | 62 | 5  | 59 | 622 | 236 | 0   | 92 | 23 | 49  | 18  | 10 | 12  | 500 | 1204 | 467 | 63 | 340 | .243 |

## 2023 STATISTICS

The Automated ScoreBook  
Team Game-by-Game for Cincinnati (as of May 10, 2023)  
Pitching (All games)

| Date    | Opponent            | ip    | h   | r   | er  | bb  | so  | 2b | 3b | hr | wp | bk | hbp | dp | ibb | score   | w-l   | sv | era   |
|---------|---------------------|-------|-----|-----|-----|-----|-----|----|----|----|----|----|-----|----|-----|---------|-------|----|-------|
| Feb 17  | at Georgia State    | 8.0   | 14  | 12  | 12  | 6   | 10  | 2  | 0  | 4  | 0  | 0  | 3   | 0  | 0   | 2-12    | 0-1   | 0  | 13.50 |
| Feb 18  | at Georgia State    | 7.0   | 7   | 4   | 3   | 6   | 9   | 2  | 2  | 0  | 2  | 0  | 2   | 0  | 0   | 9-4     | 1-1   | 0  | 9.00  |
| Feb 18  | at Georgia State    | 7.0   | 4   | 3   | 3   | 9   | 8   | 1  | 0  | 2  | 0  | 0  | 0   | 2  | 0   | 2-3     | 1-2   | 0  | 7.36  |
| Feb 19  | at Georgia State    | 9.0   | 8   | 4   | 4   | 5   | 10  | 0  | 0  | 2  | 1  | 0  | 1   | 0  | 1   | 6-4     | 2-2   | 1  | 6.39  |
| Feb 24  | at Florida          | 8.0   | 16  | 13  | 12  | 6   | 7   | 1  | 1  | 2  | 3  | 0  | 3   | 2  | 0   | 6-13    | 2-3   | 1  | 7.85  |
| Feb 25  | at Florida          | 7.1   | 11  | 13  | 10  | 4   | 5   | 3  | 0  | 3  | 1  | 0  | 3   | 1  | 0   | 3-13    | 2-4   | 1  | 8.55  |
| Feb 26  | at Florida          | 8.0   | 13  | 13  | 12  | 5   | 5   | 1  | 0  | 8  | 1  | 0  | 2   | 0  | 1   | 7-13    | 2-5   | 1  | 9.28  |
| Mar 01  | MIAMI               | 9.0   | 16  | 15  | 14  | 13  | 16  | 7  | 0  | 3  | 0  | 0  | 2   | 0  | 0   | 12-15   | 2-6   | 1  | 9.95  |
| Mar 04  | NORTH ALABAMA       | 7.0   | 2   | 0   | 0   | 1   | 7   | 1  | 0  | 0  | 0  | 0  | 0   | 1  | 0   | 9-0     | 3-6   | 1  | 8.96  |
| Mar 04  | NORTH ALABAMA       | 9.0   | 10  | 8   | 7   | 7   | 10  | 3  | 0  | 0  | 1  | 0  | 1   | 0  | 0   | 9-8     | 4-6   | 2  | 8.74  |
| Mar 05  | NORTH ALABAMA       | 8.0   | 6   | 1   | 1   | 2   | 6   | 0  | 0  | 1  | 0  | 0  | 2   | 1  | 0   | 2-1     | 5-6   | 2  | 8.04  |
| Mar 05  | NORTH ALABAMA       | 7.0   | 3   | 1   | 1   | 4   | 5   | 0  | 0  | 1  | 1  | 0  | 0   | 1  | 0   | 8-1     | 6-6   | 2  | 7.54  |
| Mar 08  | at Eastern Kentucky | 9.0   | 3   | 5   | 4   | 7   | 10  | 0  | 0  | 1  | 1  | 0  | 3   | 0  | 0   | 10-5    | 7-6   | 2  | 7.23  |
| Mar 10  | at Wofford          | 8.0   | 13  | 12  | 8   | 3   | 9   | 1  | 0  | 2  | 2  | 0  | 3   | 1  | 0   | 3-12    | 7-7   | 2  | 7.36  |
| Mar 11  | at Wofford          | 8.0   | 8   | 5   | 4   | 5   | 7   | 2  | 1  | 0  | 2  | 0  | 5   | 2  | 1   | 2-5     | 7-8   | 2  | 7.16  |
| Mar 14  | at Winthrop         | 9.0   | 4   | 1   | 0   | 3   | 7   | 0  | 0  | 0  | 2  | 0  | 0   | 0  | 0   | 3-1     | 8-8   | 3  | 6.66  |
| Mar 15  | at Winthrop         | 8.0   | 12  | 13  | 13  | 5   | 7   | 4  | 0  | 0  | 2  | 0  | 1   | 0  | 0   | 3-13    | 8-9   | 3  | 7.13  |
| Mar 16  | at USC Upstate      | 8.0   | 11  | 6   | 5   | 2   | 2   | 3  | 1  | 0  | 0  | 0  | 1   | 1  | 0   | 1-6     | 8-10  | 3  | 7.05  |
| Mar 17  | vs Princeton        | 9.0   | 15  | 7   | 7   | 9   | 12  | 5  | 0  | 0  | 0  | 1  | 1   | 0  | 0   | 5-7     | 8-11  | 3  | 7.04  |
| Mar 18  | vs Princeton        | 9.0   | 8   | 3   | 3   | 2   | 7   | 1  | 1  | 0  | 1  | 0  | 1   | 1  | 0   | 2-3     | 8-12  | 3  | 6.82  |
| Mar 21  | MARSHALL            | 9.0   | 11  | 8   | 6   | 5   | 6   | 1  | 1  | 2  | 0  | 0  | 1   | 2  | 0   | 4-8     | 8-13  | 3  | 6.78  |
| Mar 22  | at Xavier           | 9.0   | 9   | 6   | 5   | 8   | 9   | 1  | 0  | 1  | 0  | 0  | 1   | 1  | 0   | 19-6    | 9-13  | 3  | 6.69  |
| Mar 25  | BUTLER              | 8.0   | 11  | 5   | 5   | 2   | 8   | 2  | 1  | 0  | 0  | 0  | 0   | 0  | 0   | 15-5    | 10-13 | 3  | 6.64  |
| Mar 26  | BUTLER              | 9.0   | 7   | 8   | 7   | 7   | 13  | 1  | 0  | 2  | 0  | 0  | 2   | 0  | 0   | 5-8     | 10-14 | 3  | 6.66  |
| Mar 26  | BUTLER              | 7.0   | 7   | 3   | 3   | 3   | 1   | 2  | 0  | 1  | 0  | 1  | 1   | 2  | 0   | 13-3    | 11-14 | 3  | 6.56  |
| Mar 28  | LOUISVILLE          | 7.0   | 12  | 14  | 14  | 5   | 7   | 0  | 0  | 4  | 1  | 0  | 3   | 0  | 0   | 1-14    | 11-15 | 3  | 6.94  |
| *Mar 31 | WICHITA STATE       | 9.0   | 7   | 2   | 2   | 3   | 7   | 0  | 0  | 0  | 0  | 0  | 0   | 2  | 0   | 1-2     | 11-16 | 3  | 6.74  |
| *Apr 01 | WICHITA STATE       | 9.0   | 10  | 10  | 6   | 3   | 6   | 4  | 1  | 0  | 0  | 0  | 5   | 0  | 0   | 6-10    | 11-17 | 3  | 6.71  |
| *Apr 02 | WICHITA STATE       | 9.0   | 10  | 8   | 7   | 6   | 9   | 0  | 0  | 3  | 1  | 0  | 2   | 1  | 0   | 9-8     | 12-17 | 3  | 6.72  |
| Apr 04  | at Wright State     | 8.0   | 12  | 7   | 4   | 3   | 9   | 2  | 0  | 0  | 2  | 0  | 1   | 1  | 0   | 6-7     | 12-18 | 3  | 6.65  |
| *Apr 06 | at Memphis          | 9.0   | 8   | 2   | 2   | 3   | 9   | 1  | 0  | 0  | 0  | 0  | 2   | 0  | 0   | 6-2     | 13-18 | 3  | 6.49  |
| *Apr 07 | at Memphis          | 8.0   | 7   | 6   | 6   | 4   | 11  | 0  | 1  | 0  | 1  | 0  | 1   | 0  | 0   | 2-6     | 13-19 | 3  | 6.49  |
| *Apr 08 | at Memphis          | 9.0   | 7   | 3   | 3   | 8   | 5   | 1  | 2  | 0  | 0  | 0  | 1   | 0  | 0   | 5-3     | 14-19 | 4  | 6.38  |
| Apr 11  | MIAMI               | 10.0  | 6   | 5   | 4   | 3   | 11  | 0  | 0  | 1  | 1  | 0  | 3   | 1  | 0   | 7-5     | 15-19 | 4  | 6.28  |
| *Apr 14 | at East Carolina    | 8.0   | 8   | 9   | 8   | 7   | 8   | 1  | 0  | 2  | 1  | 0  | 0   | 1  | 0   | 4-9     | 15-20 | 4  | 6.35  |
| *Apr 15 | at East Carolina    | 6.1   | 14  | 10  | 10  | 2   | 3   | 2  | 0  | 3  | 2  | 0  | 2   | 0  | 0   | 0-10    | 15-21 | 4  | 6.52  |
| *Apr 16 | at East Carolina    | 6.0   | 12  | 13  | 12  | 4   | 5   | 4  | 0  | 2  | 1  | 0  | 1   | 0  | 0   | 3-13    | 15-22 | 4  | 6.75  |
| Apr 19  | INDIANA             | 9.0   | 12  | 11  | 11  | 8   | 12  | 2  | 0  | 2  | 1  | 0  | 2   | 1  | 0   | 9-11    | 15-23 | 4  | 6.87  |
| *Apr 21 | TULANE              | 9.0   | 13  | 9   | 9   | 5   | 7   | 2  | 0  | 3  | 1  | 0  | 1   | 0  | 0   | 12-9    | 16-23 | 5  | 6.93  |
| *Apr 22 | TULANE              | 9.0   | 10  | 10  | 7   | 9   | 8   | 0  | 0  | 0  | 0  | 0  | 3   | 0  | 0   | 3-10    | 16-24 | 5  | 6.93  |
| *Apr 23 | TULANE              | 7.0   | 4   | 1   | 0   | 4   | 9   | 1  | 0  | 0  | 0  | 0  | 3   | 1  | 0   | 12-1    | 17-24 | 5  | 6.79  |
| *Apr 28 | at South Florida    | 10.0  | 6   | 7   | 6   | 4   | 12  | 2  | 0  | 2  | 1  | 0  | 3   | 0  | 1   | 9-7     | 18-24 | 6  | 6.75  |
| *Apr 29 | at South Florida    | 8.2   | 12  | 9   | 9   | 5   | 7   | 2  | 0  | 2  | 0  | 0  | 1   | 1  | 0   | 11-9    | 19-24 | 6  | 6.81  |
| *Apr 30 | at South Florida    | 9.0   | 7   | 4   | 3   | 2   | 8   | 3  | 0  | 1  | 1  | 0  | 1   | 1  | 0   | 10-4    | 20-24 | 6  | 6.72  |
| *May 05 | EAST CAROLINA       | 9.0   | 11  | 9   | 8   | 4   | 5   | 2  | 3  | 1  | 0  | 0  | 1   | 1  | 0   | 3-9     | 20-25 | 6  | 6.75  |
| *May 06 | EAST CAROLINA       | 9.0   | 14  | 11  | 11  | 6   | 4   | 0  | 1  | 2  | 1  | 0  | 0   | 1  | 0   | 3-11    | 20-26 | 6  | 6.85  |
| *May 07 | EAST CAROLINA       | 10.0  | 8   | 6   | 5   | 3   | 4   | 4  | 0  | 0  | 1  | 0  | 3   | 1  | 0   | 5-6     | 20-27 | 6  | 6.79  |
| May 09  | XAVIER              | 9.0   | 8   | 7   | 3   | 5   | 7   | 2  | 0  | 1  | 0  | 0  | 3   | 1  | 0   | 8-7     | 21-27 | 7  | 6.71  |
| Totals  |                     | 401.1 | 447 | 342 | 299 | 235 | 369 | 79 | 16 | 64 | 36 | 2  | 81  | 32 | 4   | 295-342 | 21-27 | 7  | 6.71  |



**The Automated ScoreBook**  
**Games Summary for Cincinnati (as of May 10, 2023)**  
**(All games)**

| Score by innings | 1  | 2  | 3  | 4  | 5  | 6  | 7  | 8  | 9  | EX | Total |
|------------------|----|----|----|----|----|----|----|----|----|----|-------|
| Cincinnati       | 30 | 30 | 20 | 42 | 45 | 45 | 26 | 36 | 16 | 5  | 295   |
| Opponents        | 48 | 41 | 36 | 29 | 41 | 40 | 48 | 32 | 25 | 2  | 342   |

**Record when ...**

|                      |       |                      |      |
|----------------------|-------|----------------------|------|
| Overall              | 21-27 | After 6 leading      | 15-6 |
| Conference           | 8-10  | ..... trailing       | 3-18 |
| Non-Conference       | 13-17 | ..... tied           | 3-3  |
| Home games           | 11-11 | After 7 leading      | 12-1 |
| Away games           | 10-14 | ..... trailing       | 2-20 |
| Neutral site         | 0-2   | ..... tied           | 1-2  |
| Day games            | 17-18 | After 8 leading      | 13-0 |
| Night games          | 4-9   | ..... trailing       | 1-21 |
| vs Left starter      | 4-6   | ..... tied           | 0-1  |
| vs Right starter     | 17-21 |                      |      |
| 1-Run games          | 4-5   | Hit 0 home runs      | 5-12 |
| 2-Run games          | 6-2   | ... 1 home run       | 4-10 |
| 5+Run games          | 9-14  | ... 2+ home runs     | 12-5 |
| Extra innings        | 3-1   |                      |      |
| Shutouts             | 1-1   | Opponent 0 home runs | 8-11 |
|                      |       | ..... 1 home run     | 8-1  |
| Scoring 0-2 runs     | 1-9   | ..... 2+ HRs         | 5-15 |
| ..... 3-5 runs       | 2-12  |                      |      |
| ..... 6-9 runs       | 10-5  | Made 0 errors        | 5-5  |
| ..... 10+ runs       | 8-1   | .... 1 error         | 14-6 |
|                      |       | .... 2+ errors       | 2-16 |
| Opponent 0-2 runs    | 6-1   |                      |      |
| ..... 3-5 runs       | 8-3   | Opp. made 0 errors   | 3-14 |
| ..... 6-9 runs       | 7-9   | ..... 1 error        | 6-8  |
| ..... 10+ runs       | 0-14  | ..... 2+ errors      | 12-5 |
| Scored in 1st inning | 11-8  | Out-hit opponent     | 15-2 |
| Opp. scored in 1st   | 6-16  | Out-hit by opponent  | 5-25 |
| Scores first         | 11-8  | Hits are tied        | 1-0  |
| Opp. scores first    | 10-19 |                      |      |

**Record when team scores:**

|      |     |     |     |     |     |     |     |     |     |     |     |
|------|-----|-----|-----|-----|-----|-----|-----|-----|-----|-----|-----|
| Runs | 0   | 1   | 2   | 3   | 4   | 5   | 6   | 7   | 8   | 9   | 10+ |
| W-L  | 0-1 | 0-3 | 1-5 | 1-7 | 0-2 | 1-3 | 2-3 | 1-1 | 2-0 | 5-1 | 8-1 |

**Record when opponent scores:**

|      |     |     |     |     |     |     |     |     |     |     |      |
|------|-----|-----|-----|-----|-----|-----|-----|-----|-----|-----|------|
| Runs | 0   | 1   | 2   | 3   | 4   | 5   | 6   | 7   | 8   | 9   | 10+  |
| W-L  | 1-0 | 4-0 | 1-1 | 2-2 | 3-0 | 3-1 | 1-3 | 2-2 | 2-2 | 2-2 | 0-14 |

**Record when leading after:**

|      |      |      |      |      |      |      |      |      |
|------|------|------|------|------|------|------|------|------|
| Inn. | 1    | 2    | 3    | 4    | 5    | 6    | 7    | 8    |
| W-L  | 10-5 | 13-3 | 12-4 | 13-5 | 14-7 | 15-6 | 12-1 | 13-0 |

**Record when trailing after:**

|      |      |      |      |      |      |      |      |      |
|------|------|------|------|------|------|------|------|------|
| Inn. | 1    | 2    | 3    | 4    | 5    | 6    | 7    | 8    |
| W-L  | 4-14 | 8-16 | 8-17 | 7-18 | 6-17 | 3-18 | 2-20 | 1-21 |

**Record when tied after:**

|      |     |     |     |     |     |     |     |     |
|------|-----|-----|-----|-----|-----|-----|-----|-----|
| Inn. | 1   | 2   | 3   | 4   | 5   | 6   | 7   | 8   |
| W-L  | 7-8 | 0-8 | 1-6 | 1-4 | 1-3 | 3-3 | 1-2 | 0-1 |

Current winning streak: 1  
Longest winning streak: 5  
Longest losing streak: 5

Home attendance : 17241 ( 19 dates avg = 907 )  
Away attendance : 38132 ( 25 dates avg = 1525 )  
Total attendance: 55373 ( 44 dates avg = 1258 )

**The Automated ScoreBook**  
**Season Game Highs for Cincinnati (as of May 10, 2023)**  
**(All games)**

TEAM GAME HIGHS

Batting

|                  |    |   |                                    |
|------------------|----|---|------------------------------------|
| At bats:         | 42 | - | at Xavier (Mar 22, 2023)           |
| Runs scored:     | 19 | - | at Xavier (Mar 22, 2023)           |
| Hits:            | 16 | - | at South Florida (Apr 29, 2023)    |
| RBIs:            | 18 | - | at Xavier (Mar 22, 2023)           |
| Doubles:         | 4  | - | vs North Alabama (Mar 04, 2023)    |
| Triples:         | 1  | - | (5 times )                         |
| Home runs:       | 4  | - | vs North Alabama (Mar 05, 2023)    |
|                  | 4  | - | at Xavier (Mar 22, 2023)           |
|                  | 4  | - | at South Florida (Apr 28, 2023)    |
| Total bases:     | 26 | - | at South Florida (Apr 29, 2023)    |
| Walks:           | 11 | - | vs Miami (Mar 01, 2023)            |
|                  | 11 | - | at Xavier (Mar 22, 2023)           |
|                  | 11 | - | vs Butler (Mar 26, 2023)           |
| Strikeouts:      | 17 | - | at Georgia State (Feb 17, 2023)    |
|                  | 17 | - | vs Miami (Mar 01, 2023)            |
|                  | 17 | - | at USC Upstate (Mar 16, 2023)      |
| Sac hits:        | 2  | - | at Eastern Kentucky (Mar 08, 2023) |
| Sac flies:       | 3  | - | at Wright State (Apr 04, 2023)     |
| Stolen bases:    | 9  | - | vs Butler (Mar 26, 2023)           |
|                  | 9  | - | at Memphis (Apr 08, 2023)          |
| Hit by pitch:    | 5  | - | vs Miami (Mar 01, 2023)            |
| Caught stealing: | 3  | - | at Wofford (Mar 11, 2023)          |
| Runners LOB:     | 15 | - | vs Butler (Mar 26, 2023)           |
| Hit into DP:     | 2  | - | vs Marshall (Mar 21, 2023)         |
|                  | 2  | - | at Memphis (Apr 06, 2023)          |

Fielding

|               |    |   |                                 |
|---------------|----|---|---------------------------------|
| Putouts:      | 30 | - | vs Miami (Apr 11, 2023)         |
|               | 30 | - | at South Florida (Apr 28, 2023) |
|               | 30 | - | vs East Carolina (May 07, 2023) |
| Assists:      | 18 | - | vs East Carolina (May 06, 2023) |
| Errors:       | 5  | - | vs Xavier (May 09, 2023)        |
| Passed balls: | 1  | - | (7 times )                      |
| DPs turned:   | 2  | - | (6 times )                      |

Pitching

|                  |      |   |                                 |
|------------------|------|---|---------------------------------|
| Innings pitched: | 10.0 | - | vs Miami (Apr 11, 2023)         |
|                  | 10.0 | - | at South Florida (Apr 28, 2023) |
|                  | 10.0 | - | vs East Carolina (May 07, 2023) |
| Runs allowed:    | 15   | - | vs Miami (Mar 01, 2023)         |
| Earned runs:     | 14   | - | vs Miami (Mar 01, 2023)         |
|                  | 14   | - | vs Louisville (Mar 28, 2023)    |
| Walks allowed:   | 13   | - | vs Miami (Mar 01, 2023)         |
| Strikeouts:      | 16   | - | vs Miami (Mar 01, 2023)         |
| Hits allowed:    | 16   | - | at Florida (Feb 24, 2023)       |
|                  | 16   | - | vs Miami (Mar 01, 2023)         |
| Doubles allowed: | 7    | - | vs Miami (Mar 01, 2023)         |
| Triples allowed: | 3    | - | vs East Carolina (May 05, 2023) |

**The Automated ScoreBook**  
**Season Game Highs for Cincinnati (as of May 10, 2023)**  
**(All games)**

INDIVIDUAL GAME HIGHS

Batting

|                  |   |   |  |
|------------------|---|---|--|
| At bats:         | 6 | - | (5 times )                                   |
| Runs scored:     | 3 | - | (11 times )                                  |
| Hits:            | 4 | - | Hegemann, J. at South Florida (Apr 30, 2023) |
| RBIs:            | 5 | - | (4 times )                                   |
| Doubles:         | 2 | - | (7 times )                                   |
| Triples:         | 1 | - | (5 times )                                   |
| Home runs:       | 1 | - | (59 times )                                  |
| Total bases:     | 7 | - | Nicholson, R at Florida (Feb 24, 2023)       |
|                  | 7 | - | O'Connor, T. vs Tulane (Apr 23, 2023)        |
| Walks:           | 4 | - | Hegemann, J. vs Butler (Mar 26, 2023)        |
| Strikeouts:      | 4 | - | (8 times )                                   |
| Sac hits:        | 1 | - | (18 times )                                  |
| Sac flies:       | 2 | - | Cross, K. at Wright State (Apr 04, 2023)     |
| Stolen bases:    | 3 | - | Brooks, L. vs Butler (Mar 26, 2023)          |
| Hit by pitch:    | 2 | - | Schupmann K. at Georgia State (Feb 18, 2023) |
|                  | 2 | - | Guidry, K. vs Miami (Mar 01, 2023)           |
| Caught stealing: | 2 | - | Vidourek, L. at Wofford (Mar 11, 2023)       |
| Runners LOB:     | 7 | - | Nicholson, R vs Butler (Mar 26, 2023)        |

Fielding

|               |    |   |  |
|---------------|----|---|--|
| Putouts:      | 16 | - | Scheler, C. vs Miami (Mar 01, 2023)          |
| Assists:      | 11 | - | Springer, S. vs East Carolina (May 06, 2023) |
| Errors:       | 2  | - | (5 times )                                   |
| Passed balls: | 1  | - | (7 times )                                   |

Pitching

|                  |     |   |  |
|------------------|-----|---|--|
| Innings pitched: | 7.0 | - | Brosky, D. vs North Alabama (Mar 04, 2023)               |
| Runs allowed:    | 8   | - | Brosky, D. at Wofford (Mar 10, 2023)                     |
|                  | 8   | - | Boba, T. vs Louisville (Mar 28, 2023)                    |
|                  | 8   | - | Harker, G. vs Tulane (Apr 21, 2023)                      |
| Earned runs:     | 8   | - | Boba, T. vs Louisville (Mar 28, 2023)                    |
|                  | 8   | - | Harker, G. vs Tulane (Apr 21, 2023)                      |
| Walks allowed:   | 5   | - | Brosky, D. at Georgia State (Feb 18, 2023)               |
|                  | 5   | - | Hugus, G. at East Carolina (Apr 14, 2023)                |
|                  | 5   | - | O'Connor, T. vs Indiana (Apr 19, 2023)                   |
| Strikeouts:      | 9   | - | Boba, T. vs Miami (Apr 11, 2023)                         |
| Hits allowed:    | 9   | - | Hopewell, C. at East Carolina (Apr 15, 2023)             |
|                  | 9   | - | Harker, G. vs Tulane (Apr 21, 2023)                      |
| Doubles allowed: | 3   | - | Horst, C. vs Princeton (Mar 17, 2023 at Spartanburg, SC) |
|                  | 3   | - | Horst, C. vs Wichita State (Apr 01, 2023)                |
|                  | 3   | - | Boba, T. vs East Carolina (May 07, 2023)                 |
| Triples allowed: | 2   | - | Harker, G. vs East Carolina (May 05, 2023)               |
| Homers allowed:  | 3   | - | Murphy, J. at Florida (Feb 26, 2023)                     |
|                  | 3   | - | Harker, G. vs Tulane (Apr 21, 2023)                      |
| Wild pitches:    | 2   | - | Harker, G. at Wofford (Mar 11, 2023)                     |
|                  | 2   | - | Boba, T. at Winthrop (Mar 15, 2023)                      |
| Hit batters:     | 3   | - | (4 times )   |

# The Automated ScoreBook

## Batting Leaders for Cincinnati (as of May 10, 2023)

### (All games)

Hitting minimums - 1 Games 1% of Games 1 AB 1.0 AB/Game 1 TPA 2.0 TPA/Game  
Pitching minimums - 1 Games 1.0 IP/Game

|                        |      |                         |      |                                |       |
|------------------------|------|-------------------------|------|--------------------------------|-------|
| <b>Batting avg</b>     |      | <b>Slugging pct</b>     |      | <b>On base pct</b>             |       |
| 1. 22 Hegemann, J.     | .345 | 1. 25 Nicholson, R      | .573 | 1. 22 Hegemann, J.             | .500  |
| 2. 25 Nicholson, R     | .287 | 2. 0 Jones, A.          | .472 | 2. 0 Jones, A.                 | .389  |
| 3. 0 Jones, A.         | .280 | 3. 10 Harting, C.       | .420 | 3. 2 Cross, K.                 | .377  |
| 4. 2 Cross, K.         | .277 | 4. 2 Cross, K.          | .419 | 4. 25 Nicholson, R             | .366  |
| 5. 14 Vidourek, L.     | .254 | 5. 9 Guidry, K.         | .400 | 5. 14 Vidourek, L.             | .362  |
| <b>Runs scored</b>     |      | <b>Hits</b>             |      | <b>Runs batted in</b>          |       |
| 1. 2 Cross, K.         | 40   | 1. 25 Nicholson, R      | 51   | 1. 9 Guidry, K.                | 34    |
| 2. 25 Nicholson, R     | 34   | 2. 2 Cross, K.          | 43   | 2. 25 Nicholson, R             | 33    |
| 3. 9 Guidry, K.        | 31   | 3. 0 Jones, A.          | 35   | 3. 10 Harting, C.              | 30    |
| 4. 10 Harting, C.      | 30   | 4. 10 Harting, C.       | 34   | 4. 0 Jones, A.                 | 26    |
| 5. 2 tied at.....      | 25   | 5. 14 Vidourek, L.      | 33   | 5. 2 Cross, K.                 | 25    |
| <b>Doubles</b>         |      | <b>Triples</b>          |      | <b>Home runs</b>               |       |
| 1. 25 Nicholson, R     | 11   | 1. 25 Nicholson, R      | 2    | 1. 25 Nicholson, R             | 12    |
| 2. 2 Cross, K.         | 10   | 2. 8 Brooks, L.         | 1    | 2. 10 Harting, C.              | 8     |
| 3. 9 Guidry, K.        | 8    | 14 Vidourek, L.         | 1    | 3. 0 Jones, A.                 | 6     |
| 4. 0 Jones, A.         | 6    | 22 Hegemann, J.         | 1    | 4. 9 Guidry, K.                | 5     |
| 5. 2 tied at...        | 5    |                         |      | 44 O'Connor, T.                | 5     |
| <b>Total bases</b>     |      | <b>Walks</b>            |      | <b>Hit by pitch</b>            |       |
| 1. 25 Nicholson, R     | 102  | 1. 10 Harting, C.       | 26   | 1. 9 Guidry, K.                | 7     |
| 2. 2 Cross, K.         | 65   | 2. 22 Hegemann, J.      | 24   | 2. 3 Sponseller J              | 6     |
| 3. 10 Harting, C.      | 63   | 3. 2 Cross, K.          | 23   | 3. 23 Schupmann K.             | 5     |
| 4. 0 Jones, A.         | 59   | 25 Nicholson, R         | 23   | 28 Hugus, G.                   | 5     |
| 5. 9 Guidry, K.        | 52   | 5. 2 tied at....        | 21   | 5. 3 tied at...                | 4     |
| <b>Sac bunts</b>       |      | <b>Sac flies</b>        |      | <b>Stolen bases</b>            |       |
| 1. 2 Cross, K.         | 4    | 1. 9 Guidry, K.         | 3    | 1. 8 Brooks, L.                | 14    |
| 2. 22 Hegemann, J.     | 3    | 2. 23 Schupmann K.      | 2    | 2. 2 Cross, K.                 | 12    |
| 3. 28 Hugus, G.        | 2    | 2 Cross, K.             | 2    | 3. 10 Harting, C.              | 11    |
| 8 Brooks, L.           | 2    | 4. 3 tied at....        | 1    | 4. 28 Hugus, G.                | 9     |
| 5. 7 tied at.....      | 1    |                         |      | 22 Hegemann, J.                | 9     |
| <b>Caught stealing</b> |      | <b>Steal attempts</b>   |      | <b>Stolen base pct</b>         |       |
| 1. 14 Vidourek, L.     | 4    | 1. 8 Brooks, L.         | 15   | 1. 28 Hugus, G.                | 1.000 |
| 2. 22 Hegemann, J.     | 3    | 2. 2 Cross, K.          | 14   | 2. 8 Brooks, L.                | .933  |
| 44 O'Connor, T.        | 3    | 3. 10 Harting, C.       | 13   | 3. 2 Cross, K.                 | .857  |
| 4. 4 tied at...        | 2    | 4. 22 Hegemann, J.      | 12   | 0 Jones, A.                    | .857  |
|                        |      | 14 Vidourek, L.         | 12   | 5. 10 Harting, C.              | .846  |
| <b>Strikeouts</b>      |      | <b>Grounded into DP</b> |      | <b>Total plate appearances</b> |       |
| 1. 10 Harting, C.      | 53   | 1. 25 Nicholson, R      | 3    | 1. 25 Nicholson, R             | 203   |
| 2. 25 Nicholson, R     | 49   | 2. 0 Jones, A.          | 2    | 2. 2 Cross, K.                 | 187   |
| 3. 14 Vidourek, L.     | 48   | 6 Palmieri, M.          | 2    | 3. 10 Harting, C.              | 180   |
| 4. 9 Guidry, K.        | 44   | 10 Harting, C.          | 2    | 4. 9 Guidry, K.                | 158   |
| 5. 2 tied at....       | 43   | 3 Sponseller J          | 2    | 5. 14 Vidourek, L.             | 153   |
| <b>At bats</b>         |      | <b>Games played</b>     |      | <b>Game starts</b>             |       |
| 1. 25 Nicholson, R     | 178  | 1. 25 Nicholson, R      | 46   | 1. 25 Nicholson, R             | 45    |
| 2. 2 Cross, K.         | 155  | 2. 2 Cross, K.          | 45   | 2. 10 Harting, C.              | 40    |
| 3. 10 Harting, C.      | 150  | 3. 10 Harting, C.       | 44   | 3. 2 Cross, K.                 | 39    |
| 4. 9 Guidry, K.        | 130  | 4. 9 Guidry, K.         | 40   | 4. 8 Brooks, L.                | 38    |
| 14 Vidourek, L.        | 130  | 8 Brooks, L.            | 40   | 5. 9 Guidry, K.                | 37    |
| <b>Games as sub</b>    |      |                         |      |                                |       |
| 1. 30 Dean, C.         | 11   |                         |      |                                |       |
| 2. 4 Springer, S.      | 9    |                         |      |                                |       |
| 23 Schupmann K.        | 9    |                         |      |                                |       |
| 4. 3 Sponseller J      | 8    |                         |      |                                |       |
| 5. 2 Cross, K.         | 6    |                         |      |                                |       |



## 2023 STATISTICS

**The Automated ScoreBook**  
**Pitching Leaders for Cincinnati (as of May 10, 2023)**  
**(All games)**

Hitting minimums - 1 Games 1% of Games 1 AB 1.0 AB/Game 1 TPA 2.0 TPA/Game  
 Pitching minimums - 1 Games 1.0 IP/Game

|                               |      |                            |      |                               |      |
|-------------------------------|------|----------------------------|------|-------------------------------|------|
| <b>Earned run avg</b>         |      | <b>Opposing bat avg</b>    |      | <b>Won-loss pct</b>           |      |
| 1. 33 Hopewell, C.            | 5.46 | 1. 33 Hopewell, C.         | .278 | 1. 33 Hopewell, C.            | .286 |
|                               |      |                            |      |                               |      |
| <b>Wins</b>                   |      | <b>Losses</b>              |      | <b>Saves</b>                  |      |
| 1. 20 Murphy, J.              | 3    | 1. 35 Harker, G.           | 5    | 1. 31 White, M.               | 3    |
| 43 Segal, Z.                  | 3    | 33 Hopewell, C.            | 5    | 2. 28 Hugus, G.               | 2    |
| 26 Horst, C.                  | 3    | 3. 26 Horst, C.            | 3    | 3. 18 Bergmann, M.            | 1    |
| 4. 5 tied at..                | 2    | 4. 3 tied at....           | 2    | 20 Murphy, J.                 | 1    |
|                               |      |                            |      |                               |      |
| <b>Innings pitched</b>        |      | <b>Batters struck out</b>  |      | <b>Appearances</b>            |      |
| 1. 33 Hopewell, C.            | 56.0 | 1. 33 Hopewell, C.         | 46   | 1. 77 Shea, A.                | 21   |
|                               |      | 2. 26 Horst, C.            | 40   | 2. 43 Segal, Z.               | 18   |
|                               |      | 3. 34 Boba, T.             | 39   | 3. 20 Murphy, J.              | 17   |
|                               |      | 35 Harker, G.              | 39   | 31 White, M.                  | 17   |
|                               |      | 5. 32 Brosky, D.           | 29   | 5. 2 tied at.....             | 16   |
|                               |      |                            |      |                               |      |
| <b>Games started</b>          |      | <b>Games finished</b>      |      | <b>Games in relief</b>        |      |
| 1. 33 Hopewell, C.            | 12   | 1. 31 White, M.            | 10   | 1. 77 Shea, A.                | 21   |
| 2. 34 Boba, T.                | 10   | 2. 18 Bergmann, M.         | 7    | 2. 43 Segal, Z.               | 18   |
| 3. 26 Horst, C.               | 8    | 28 Hugus, G.               | 7    | 3. 20 Murphy, J.              | 17   |
| 4. 35 Harker, G.              | 7    | 4. 20 Murphy, J.           | 5    | 31 White, M.                  | 17   |
| 5. 32 Brosky, D.              | 5    | 43 Segal, Z.               | 5    | 5. 18 Bergmann, M.            | 16   |
|                               |      |                            |      |                               |      |
| <b>Wild pitches</b>           |      | <b>Balks</b>               |      | <b>Hit batters</b>            |      |
| 1. 34 Boba, T.                | 8    | 1. 32 Brosky, D.           | 1    | 1. 26 Horst, C.               | 14   |
| 2. 77 Shea, A.                | 7    | 44 O'Connor, T.            | 1    | 2. 35 Harker, G.              | 10   |
| 3. 33 Hopewell, C.            | 4    |                            |      | 20 Murphy, J.                 | 10   |
| 35 Harker, G.                 | 4    |                            |      | 4. 34 Boba, T.                | 9    |
| 5. 2 tied at...               | 3    |                            |      | 5. 46 Garula, B.              | 7    |
|                               |      |                            |      |                               |      |
| <b>Intentional BB allowed</b> |      | <b>Runners picked off</b>  |      | <b>Batters SO out looking</b> |      |
| 1. 31 White, M.               | 2    | 1. 33 Hopewell, C.         | 4    | 1. 33 Hopewell, C.            | 14   |
| 2. 43 Segal, Z.               | 1    | 2. 5 Scheler, C.           | 1    | 2. 77 Shea, A.                | 13   |
| 28 Hugus, G.                  | 1    | 20 Murphy, J.              | 1    | 3. 35 Harker, G.              | 11   |
|                               |      |                            |      | 4. 26 Horst, C.               | 10   |
|                               |      |                            |      | 34 Boba, T.                   | 10   |
|                               |      |                            |      |                               |      |
| <b>Sac bunts allowed</b>      |      | <b>Sac flies allowed</b>   |      | <b>Hits allowed</b>           |      |
| 1. 32 Brosky, D.              | 5    | 1. 77 Shea, A.             | 3    | 1. 33 Hopewell, C.            | 60   |
| 2. 33 Hopewell, C.            | 3    | 32 Brosky, D.              | 3    |                               |      |
| 77 Shea, A.                   | 3    | 3. 18 Bergmann, M.         | 2    |                               |      |
| 4. 26 Horst, C.               | 2    | 26 Horst, C.               | 2    |                               |      |
| 43 Segal, Z.                  | 2    | 5. 5 tied at..             | 1    |                               |      |
|                               |      |                            |      |                               |      |
| <b>Runs allowed</b>           |      | <b>Earned runs allowed</b> |      | <b>Walks allowed</b>          |      |
| 1. 33 Hopewell, C.            | 34   | 1. 33 Hopewell, C.         | 34   | 1. 33 Hopewell, C.            | 26   |
|                               |      |                            |      |                               |      |
| <b>Doubles allowed</b>        |      | <b>Triples allowed</b>     |      | <b>Home runs allowed</b>      |      |
| 1. 33 Hopewell, C.            | 4    | 1. 33 Hopewell, C.         | 2    | 1. 33 Hopewell, C.            | 8    |

**The Automated ScoreBook**  
**Fielding Leaders for Cincinnati (as of May 10, 2023)**  
**(All games)**

Hitting minimums - 1 Games 1% of Games  
 Pitching minimums - 1 Games 1.0 IP/Game

|                             |       |                              |     |                               |     |
|-----------------------------|-------|------------------------------|-----|-------------------------------|-----|
| <b>Fielding pct</b>         |       | <b>Chances</b>               |     | <b>Putouts</b>                |     |
| 1. 30 Dean, C.              | 1.000 | 1. 25 Nicholson, R           | 409 | 1. 25 Nicholson, R            | 373 |
| 18 Bergmann, M.             | 1.000 | 2. 0 Jones, A.               | 183 | 2. 0 Jones, A.                | 165 |
| 13 McClanahan N             | 1.000 | 3. 8 Brooks, L.              | 177 | 3. 5 Scheler, C.              | 114 |
| 31 White, M.                | 1.000 | 4. 5 Scheler, C.             | 123 | 4. 15 Kligenbeck              | 94  |
| 3 Sponseller J              | 1.000 | 5. 28 Hugus, G.              | 121 | 5. 14 Vidourek, L.            | 69  |
| <b>Assists</b>              |       | <b>Errors</b>                |     | <b>Fielding double plays</b>  |     |
| 1. 8 Brooks, L.             | 108   | 1. 9 Guidry, K.              | 10  | 1. 25 Nicholson, R            | 28  |
| 2. 9 Guidry, K.             | 68    | 2. 28 Hugus, G.              | 6   | 2. 8 Brooks, L.               | 19  |
| 3. 28 Hugus, G.             | 65    | 3. 4 Springer, S.            | 5   | 3. 28 Hugus, G.               | 14  |
| 4. 4 Springer, S.           | 42    | 25 Nicholson, R              | 5   | 4. 9 Guidry, K.               | 9   |
| 5. 23 Schupmann K.          | 35    | 2 Cross, K.                  | 5   | 5. 4 Springer, S.             | 5   |
| <b>Stolen bases against</b> |       | <b>Caught stealing by</b>    |     | <b>Steal attempts against</b> |     |
| 1. 0 Jones, A.              | 20    | 1. 0 Jones, A.               | 7   | 1. 0 Jones, A.                | 27  |
| 2. 5 Scheler, C.            | 19    | 2. 26 Horst, C.              | 4   | 2. 5 Scheler, C.              | 23  |
| 3. 15 Kligenbeck            | 12    | 5 Scheler, C.                | 4   | 3. 15 Kligenbeck              | 14  |
| 4. 43 Segal, Z.             | 8     | 4. 33 Hopewell, C.           | 3   | 4. 43 Segal, Z.               | 8   |
| 5. 35 Harker, G.            | 6     | 5. 4 tied at....             | 2   | 35 Harker, G.                 | 8   |
| <b>Passed balls</b>         |       | <b>Catchers interference</b> |     |                               |     |
| 1. 5 Scheler, C.            | 4     |                              |     |                               |     |
| 2. 0 Jones, A.              | 3     |                              |     |                               |     |

## 2023 STATISTICS

**The Automated ScoreBook**  
**Batting Analysis for Cincinnati (as of May 10, 2023)**  
**(All games Sorted by Player Name)**

| Player          | vs left |     |      | vs right |      |      | w/runners |     |      | w/bases empty |     |      | w/bases loaded |    |      | as leadoff |     |      | fly | gnd | fly/ |
|-----------------|---------|-----|------|----------|------|------|-----------|-----|------|---------------|-----|------|----------------|----|------|------------|-----|------|-----|-----|------|
|                 | h       | ab  | avg  | h        | ab   | avg  | h         | ab  | avg  | h             | ab  | avg  | h              | ab | avg  | rch        | ops | pct  | out | out | gnd  |
| 23 Schupmann K. | 2       | 22  | .091 | 5        | 38   | .132 | 4         | 25  | .160 | 3             | 35  | .086 | 0              | 0  | ---  | 5          | 20  | .250 | 20  | 7   | 2.9  |
| 8 Brooks, L.    | 6       | 29  | .207 | 22       | 92   | .239 | 16        | 59  | .271 | 12            | 62  | .194 | 0              | 2  | .000 | 10         | 22  | .455 | 29  | 22  | 1.3  |
| 2 Cross, K.     | 10      | 41  | .244 | 33       | 114  | .289 | 20        | 67  | .299 | 23            | 88  | .261 | 2              | 5  | .400 | 19         | 55  | .345 | 42  | 33  | 1.3  |
| 30 Dean, C.     | 1       | 11  | .091 | 10       | 38   | .263 | 7         | 16  | .438 | 4             | 33  | .121 | 1              | 3  | .333 | 2          | 9   | .222 | 18  | 5   | 3.6  |
| 9 Guidry, K.    | 6       | 27  | .222 | 23       | 103  | .223 | 17        | 55  | .309 | 12            | 75  | .160 | 4              | 7  | .571 | 6          | 36  | .167 | 28  | 27  | 1.0  |
| 10 Harting, C.  | 8       | 35  | .229 | 26       | 115  | .226 | 19        | 68  | .279 | 15            | 82  | .183 | 1              | 7  | .143 | 13         | 48  | .271 | 23  | 37  | 0.6  |
| 22 Hegemann, J. | 7       | 25  | .280 | 23       | 62   | .371 | 8         | 29  | .276 | 22            | 58  | .379 | 1              | 7  | .143 | 13         | 26  | .500 | 19  | 25  | 0.8  |
| 28 Hugus, G.    | 6       | 20  | .300 | 17       | 83   | .205 | 12        | 44  | .273 | 11            | 59  | .186 | 1              | 3  | .333 | 7          | 27  | .259 | 14  | 23  | 0.6  |
| 3 Sponseller J  | 0       | 10  | .000 | 12       | 49   | .245 | 7         | 30  | .233 | 5             | 29  | .172 | 2              | 3  | .667 | 3          | 12  | .250 | 19  | 10  | 1.9  |
| 0 Jones, A.     | 9       | 35  | .257 | 26       | 90   | .289 | 21        | 66  | .318 | 14            | 59  | .237 | 1              | 3  | .333 | 7          | 25  | .280 | 36  | 24  | 1.5  |
| 15 Klingenberg  | 0       | 6   | .000 | 5        | 37   | .135 | 4         | 25  | .160 | 1             | 18  | .056 | 1              | 4  | .250 | 3          | 13  | .231 | 13  | 5   | 2.6  |
| 25 Nicholson, R | 14      | 50  | .280 | 37       | 128  | .289 | 24        | 94  | .255 | 27            | 84  | .321 | 1              | 9  | .111 | 15         | 39  | .385 | 41  | 39  | 1.1  |
| 44 O'Connor, T. | 4       | 9   | .444 | 11       | 39   | .282 | 11        | 28  | .393 | 4             | 20  | .200 | 0              | 1  | .000 | 2          | 4   | .500 | 7   | 4   | 1.8  |
| 6 Palmieri, M.  | 2       | 6   | .333 | 4        | 10   | .400 | 2         | 6   | .333 | 4             | 10  | .400 | 0              | 1  | .000 | 3          | 4   | .750 | 3   | 3   | 1.0  |
| 5 Scheler, C.   | 2       | 14  | .143 | 3        | 29   | .103 | 1         | 13  | .077 | 4             | 30  | .133 | 1              | 2  | .500 | 4          | 13  | .308 | 9   | 9   | 1.0  |
| 4 Springer, S.  | 2       | 8   | .250 | 4        | 29   | .138 | 5         | 15  | .333 | 1             | 22  | .045 | 0              | 1  | .000 | 3          | 7   | .429 | 9   | 7   | 1.3  |
| 14 Vidourek, L. | 9       | 36  | .250 | 24       | 94   | .255 | 10        | 49  | .204 | 23            | 81  | .284 | 2              | 10 | .200 | 20         | 49  | .408 | 31  | 18  | 1.7  |
| Totals          | 88      | 384 | .229 | 285      | 1150 | .248 | 188       | 689 | .273 | 185           | 845 | .219 | 18             | 68 | .265 | 135        | 409 | .330 | 361 | 298 | 1.2  |
| Opponents       | 114     | 382 | .298 | 333      | 1208 | .276 | 245       | 842 | .291 | 202           | 748 | .270 | 15             | 59 | .254 | 168        | 403 | .417 | 355 | 417 | 0.9  |

| Player          | pinch hitting |    |      | w/runners in scoring pos |     |      | w/runner on 3rd and LT 2 out |     |       | with 2 outs |     |      | success adv runners |     |      | 2- rns |       |     | rch | rch | kl  |
|-----------------|---------------|----|------|--------------------------|-----|------|------------------------------|-----|-------|-------------|-----|------|---------------------|-----|------|--------|-------|-----|-----|-----|-----|
|                 | h             | ab | avg  | h                        | ab  | avg  | rbi                          | ops | pct   | h           | ab  | avg  | adv                 | ops | pct  | rbi    | w/out | lob | err | fc  | kl  |
| 23 Schupmann K. | 0             | 0  | ---  | 2                        | 15  | .133 | 4                            | 8   | .500  | 4           | 23  | .174 | 13                  | 34  | .382 | 4      | 3     | 9   | 0   | 1   | 7   |
| 8 Brooks, L.    | 0             | 0  | ---  | 12                       | 45  | .267 | 10                           | 12  | .833  | 11          | 54  | .204 | 32                  | 72  | .444 | 6      | 6     | 40  | 2   | 1   | 12  |
| 2 Cross, K.     | 2             | 3  | .667 | 12                       | 46  | .261 | 9                            | 13  | .692  | 11          | 48  | .229 | 43                  | 78  | .551 | 7      | 13    | 30  | 4   | 4   | 7   |
| 30 Dean, C.     | 1             | 7  | .143 | 4                        | 9   | .444 | 1                            | 3   | .333  | 4           | 16  | .250 | 11                  | 20  | .550 | 2      | 0     | 4   | 1   | 0   | 4   |
| 9 Guidry, K.    | 1             | 2  | .500 | 14                       | 41  | .341 | 8                            | 9   | .889  | 13          | 51  | .255 | 34                  | 66  | .515 | 17     | 9     | 23  | 5   | 1   | 18  |
| 10 Harting, C.  | 0             | 3  | .000 | 15                       | 52  | .288 | 7                            | 10  | .700  | 14          | 46  | .304 | 41                  | 80  | .513 | 13     | 9     | 30  | 3   | 7   | 20  |
| 22 Hegemann, J. | 0             | 1  | .000 | 6                        | 20  | .300 | 3                            | 6   | .500  | 11          | 27  | .407 | 21                  | 38  | .553 | 5      | 6     | 15  | 1   | 1   | 5   |
| 28 Hugus, G.    | 0             | 2  | .000 | 6                        | 25  | .240 | 2                            | 6   | .333  | 8           | 32  | .250 | 24                  | 50  | .480 | 8      | 8     | 18  | 2   | 0   | 15  |
| 3 Sponseller J  | 0             | 5  | .000 | 4                        | 15  | .267 | 4                            | 5   | .800  | 4           | 16  | .250 | 14                  | 35  | .400 | 5      | 1     | 10  | 1   | 1   | 4   |
| 0 Jones, A.     | 2             | 5  | .400 | 12                       | 42  | .286 | 8                            | 11  | .727  | 11          | 35  | .314 | 33                  | 72  | .458 | 10     | 9     | 26  | 4   | 5   | 13  |
| 15 Klingenberg  | 0             | 2  | .000 | 3                        | 16  | .188 | 1                            | 4   | .250  | 2           | 13  | .154 | 13                  | 31  | .419 | 2      | 4     | 15  | 1   | 2   | 4   |
| 25 Nicholson, R | 0             | 0  | ---  | 12                       | 55  | .218 | 7                            | 11  | .636  | 19          | 60  | .317 | 46                  | 101 | .455 | 15     | 17    | 39  | 1   | 4   | 6   |
| 44 O'Connor, T. | 0             | 1  | .000 | 7                        | 17  | .412 | 1                            | 1   | 1.000 | 5           | 18  | .278 | 16                  | 31  | .516 | 3      | 1     | 11  | 1   | 1   | 6   |
| 6 Palmieri, M.  | 0             | 0  | ---  | 1                        | 5   | .200 | 0                            | 1   | .000  | 1           | 4   | .250 | 2                   | 6   | .333 | 2      | 0     | 5   | 1   | 0   | 1   |
| 5 Scheler, C.   | 0             | 1  | .000 | 1                        | 10  | .100 | 1                            | 3   | .333  | 1           | 20  | .050 | 5                   | 17  | .294 | 0      | 1     | 13  | 0   | 0   | 1   |
| 4 Springer, S.  | 0             | 3  | .000 | 1                        | 8   | .125 | 2                            | 3   | .667  | 4           | 12  | .333 | 14                  | 19  | .737 | 2      | 8     | 7   | 0   | 0   | 5   |
| 14 Vidourek, L. | 0             | 0  | ---  | 7                        | 36  | .194 | 5                            | 7   | .714  | 8           | 34  | .235 | 24                  | 58  | .414 | 7      | 10    | 33  | 0   | 2   | 10  |
| Totals          | 6             | 35 | .171 | 119                      | 457 | .260 | 73                           | 113 | .646  | 131         | 509 | .257 | 386                 | 808 | .478 | 108    | 105   | 340 | 27  | 30  | 138 |
| Opponents       | 6             | 31 | .194 | 136                      | 515 | .264 | 82                           | 149 | .550  | 138         | 516 | .267 | 474                 | 965 | .491 | 121    | 129   | 393 | 30  | 48  | 115 |

Success Advancing Runners = percentage of times the batter advanced at least one runner during a plate appearance

#Rnrs Adv w/Out = TOTAL number of runners advanced when the player made an out

**The Automated ScoreBook**  
**Pitching Analysis for Cincinnati (as of May 10, 2023)**  
**(All games Sorted by Player Name)**

| Player          | vs left |     |      | vs right |     |      | w/runners |     |      | w/bases empty |     |      | vs leadoff |     |       | with 2 outs |     |      | fly | gnd | fly/ |
|-----------------|---------|-----|------|----------|-----|------|-----------|-----|------|---------------|-----|------|------------|-----|-------|-------------|-----|------|-----|-----|------|
|                 | h       | ab  | avg  | h        | ab  | avg  | h         | ab  | avg  | h             | ab  | avg  | rch        | ops | pct   | h           | ab  | avg  | out | out | gnd  |
| 18 Bergmann, M. | 9       | 42  | .214 | 22       | 62  | .355 | 20        | 58  | .345 | 11            | 46  | .239 | 9          | 25  | .360  | 8           | 31  | .258 | 18  | 26  | 0.7  |
| 34 Boba, T.     | 15      | 68  | .221 | 26       | 89  | .292 | 21        | 72  | .292 | 20            | 85  | .235 | 14         | 42  | .333  | 17          | 53  | .321 | 28  | 49  | 0.6  |
| 32 Brosky, D.   | 15      | 54  | .278 | 27       | 97  | .278 | 25        | 78  | .321 | 17            | 73  | .233 | 11         | 37  | .297  | 10          | 45  | .222 | 51  | 31  | 1.6  |
| 29 Earls, C.    | 1       | 2   | .500 | 1        | 3   | .333 | 0         | 2   | .000 | 2             | 3   | .667 | 3          | 3   | 1.000 | 0           | 1   | .000 | 2   | 1   | 2.0  |
| 46 Garula, B.   | 4       | 11  | .364 | 10       | 25  | .400 | 11        | 27  | .407 | 3             | 9   | .333 | 5          | 8   | .625  | 4           | 10  | .400 | 7   | 7   | 1.0  |
| 35 Harker, G.   | 29      | 92  | .315 | 25       | 98  | .255 | 29        | 103 | .282 | 25            | 87  | .287 | 23         | 48  | .479  | 12          | 56  | .214 | 45  | 47  | 1.0  |
| 33 Hopewell, C. | 32      | 109 | .294 | 28       | 107 | .262 | 27        | 98  | .276 | 33            | 118 | .280 | 26         | 60  | .433  | 19          | 71  | .268 | 45  | 65  | 0.7  |
| 26 Horst, C.    | 13      | 52  | .250 | 33       | 110 | .300 | 20        | 79  | .253 | 26            | 83  | .313 | 17         | 42  | .405  | 17          | 54  | .315 | 28  | 46  | 0.6  |
| 28 Hugus, G.    | 11      | 38  | .289 | 9        | 43  | .209 | 11        | 42  | .262 | 9             | 39  | .231 | 5          | 19  | .263  | 10          | 31  | .323 | 26  | 10  | 2.6  |
| 11 Linn, C.     | 2       | 3   | .667 | 0        | 1   | .000 | 1         | 2   | .500 | 1             | 2   | .500 | 2          | 2   | 1.000 | 0           | 1   | .000 | 0   | 1   | 0.0  |
| 20 Murphy, J.   | 17      | 39  | .436 | 12       | 59  | .203 | 14        | 54  | .259 | 15            | 44  | .341 | 13         | 25  | .520  | 4           | 28  | .143 | 13  | 39  | 0.3  |
| 13 McClanahan N | 4       | 10  | .400 | 10       | 27  | .370 | 12        | 26  | .462 | 2             | 11  | .182 | 3          | 6   | .500  | 6           | 15  | .400 | 8   | 7   | 1.1  |
| 44 O'Connor, T. | 6       | 21  | .286 | 11       | 41  | .268 | 10        | 39  | .256 | 7             | 23  | .304 | 10         | 20  | .500  | 5           | 19  | .263 | 10  | 20  | 0.5  |
| 43 Segal, Z.    | 9       | 38  | .237 | 12       | 51  | .235 | 12        | 54  | .222 | 9             | 35  | .257 | 6          | 15  | .400  | 8           | 35  | .229 | 21  | 25  | 0.8  |
| 77 Shea, A.     | 14      | 46  | .304 | 19       | 67  | .284 | 18        | 61  | .295 | 15            | 52  | .288 | 14         | 31  | .452  | 15          | 40  | .375 | 34  | 22  | 1.5  |
| 31 White, M.    | 11      | 44  | .250 | 10       | 41  | .244 | 14        | 47  | .298 | 7             | 38  | .184 | 7          | 20  | .350  | 3           | 26  | .115 | 19  | 21  | 0.9  |
| Totals          | 192     | 669 | .287 | 255      | 921 | .277 | 245       | 842 | .291 | 202           | 748 | .270 | 168        | 403 | .417  | 138         | 516 | .267 | 355 | 417 | 0.9  |
| Opponents       | 175     | 679 | .258 | 198      | 855 | .232 | 188       | 689 | .273 | 185           | 845 | .219 | 135        | 409 | .330  | 131         | 509 | .257 | 361 | 298 | 1.2  |

| Player          | ap | gs | ip/app | *h/g  | *r/g  | *er/g | *bb/g | *so/g | k/bb | *2b/g | *3b/g | *hr/g | *fo/g | *go/g | *bf/g | sba | att | pct   |
|-----------------|----|----|--------|-------|-------|-------|-------|-------|------|-------|-------|-------|-------|-------|-------|-----|-----|-------|
| 18 Bergmann, M. | 16 | 0  | 1.58   | 11.01 | 9.95  | 8.17  | 5.33  | 9.95  | 1.9  | 2.13  | 0.36  | 2.13  | 6.39  | 9.24  | 44.76 | 2   | 4   | .500  |
| 34 Boba, T.     | 12 | 10 | 3.31   | 9.30  | 6.81  | 6.35  | 4.31  | 8.85  | 2.1  | 2.27  | 0.00  | 1.13  | 6.35  | 11.12 | 42.20 | 2   | 4   | .500  |
| 32 Brosky, D.   | 12 | 5  | 3.25   | 9.69  | 8.08  | 5.77  | 4.62  | 6.69  | 1.5  | 1.85  | 0.46  | 1.38  | 11.77 | 7.15  | 42.00 | 3   | 3   | 1.000 |
| 29 Earls, C.    | 2  | 0  | 0.50   | 18.00 | 18.00 | 18.00 | 36.00 | 0.00  | 0.0  | 0.00  | 0.00  | 9.00  | 18.00 | 9.00  | 81.00 | 2   | 2   | 1.000 |
| 46 Garula, B.   | 7  | 0  | 1.19   | 15.12 | 17.28 | 17.28 | 10.80 | 8.64  | 0.8  | 1.08  | 0.00  | 1.08  | 7.56  | 7.56  | 58.32 | 1   | 1   | 1.000 |
| 35 Harker, G.   | 15 | 7  | 3.07   | 10.57 | 8.22  | 6.46  | 4.89  | 7.63  | 1.6  | 1.37  | 0.78  | 1.57  | 8.80  | 9.20  | 44.22 | 6   | 8   | .750  |
| 33 Hopewell, C. | 12 | 12 | 4.67   | 9.64  | 5.46  | 5.46  | 4.18  | 7.39  | 1.8  | 0.64  | 0.32  | 1.29  | 7.23  | 10.45 | 39.86 | 2   | 5   | .400  |
| 26 Horst, C.    | 15 | 8  | 2.71   | 10.18 | 6.86  | 5.31  | 4.20  | 8.85  | 2.1  | 2.88  | 0.66  | 1.33  | 6.20  | 10.18 | 44.04 | 3   | 7   | .429  |
| 28 Hugus, G.    | 16 | 2  | 1.25   | 9.00  | 8.10  | 7.20  | 7.65  | 10.80 | 1.4  | 2.25  | 0.00  | 2.25  | 11.70 | 4.50  | 46.35 | 4   | 4   | 1.000 |
| 11 Linn, C.     | 1  | 1  | 1.00   | 18.00 | 9.00  | 9.00  | 9.00  | 9.00  | 1.0  | 0.00  | 0.00  | 0.00  | 0.00  | 9.00  | 45.00 | 0   | 0   | ---   |
| 20 Murphy, J.   | 17 | 0  | 1.43   | 10.73 | 8.14  | 7.77  | 2.22  | 5.92  | 2.7  | 1.11  | 0.00  | 2.22  | 4.81  | 14.42 | 42.53 | 5   | 5   | 1.000 |
| 13 McClanahan N | 11 | 0  | 0.82   | 14.00 | 7.00  | 7.00  | 10.00 | 10.00 | 1.0  | 5.00  | 0.00  | 0.00  | 8.00  | 7.00  | 50.00 | 1   | 1   | 1.000 |
| 44 O'Connor, T. | 9  | 3  | 1.74   | 9.77  | 9.19  | 7.47  | 14.36 | 8.62  | 0.6  | 1.15  | 0.57  | 1.72  | 5.74  | 11.49 | 51.70 | 4   | 5   | .800  |
| 43 Segal, Z.    | 18 | 0  | 1.33   | 7.88  | 6.75  | 6.75  | 3.75  | 8.62  | 2.3  | 2.25  | 0.38  | 1.88  | 7.88  | 9.38  | 40.50 | 8   | 8   | 1.000 |
| 77 Shea, A.     | 21 | 0  | 1.38   | 10.24 | 8.69  | 8.07  | 5.90  | 8.69  | 1.5  | 1.86  | 0.62  | 0.93  | 10.55 | 6.83  | 43.14 | 5   | 6   | .833  |
| 31 White, M.    | 17 | 0  | 1.31   | 8.46  | 5.64  | 4.84  | 3.63  | 9.27  | 2.6  | 1.21  | 0.00  | 0.40  | 7.66  | 8.46  | 39.90 | 3   | 4   | .750  |
| Totals          | 48 | 48 | 8.36   | 10.02 | 7.67  | 6.71  | 5.27  | 8.27  | 1.6  | 1.77  | 0.36  | 1.44  | 7.96  | 9.35  | 43.48 | 51  | 67  | .761  |
| Opponents       | 48 | 48 | 8.43   | 8.30  | 6.56  | 5.27  | 5.25  | 11.12 | 2.1  | 1.38  | 0.11  | 1.31  | 8.03  | 6.63  | 41.12 | 92  | 11  | .800  |

\* = average based on 9-inning game