



TENNESSEE TECH

GOLDEN EAGLE WOMEN'S BASKETBALL

18 OVC REGULAR-SEASON TITLES | 9 OVC TOURNAMENT TITLES | 10 NCAA APPEARANCES

2022-23 SCHEDULE

OCTOBER

10/27 STEPHENS COLLEGE (Exh.)

W, 66-53

NOVEMBER

11/7 BALL STATE

W, 68-63

11/10 at Cincinnati

4 p.m.

11/14 SAMFORD

6 p.m.

11/17 TREVECCA NAZARENE

5:30 p.m.

11/20 at Northern Kentucky

1 p.m.

DECEMBER

12/1 at Middle Tennessee

11 a.m.

12/10 ALABAMA A&M

1 p.m.

12/13 TENNESSEE WESLEYAN

11 a.m.

12/17 at ULM

4 p.m.

12/20 vs. VCU

2:30 p.m.

12/21 vs. TBA

TBA

12/29 at SIUE*

5 p.m.

12/31 at Lindenwood*

1 p.m.

JANUARY

1/5 EASTERN ILLINOIS*

5:30 p.m.

1/7 at UT Martin*

1 p.m.

1/12 MOREHEAD STATE*

5:30 p.m.

1/14 TENNESSEE STATE*

1 p.m.

1/19 at Little Rock*

5 p.m.

1/21 at Southeast Missouri*

2 p.m.

1/26 SIUE*

5:30 p.m.

1/28 LITTLE ROCK*

1 p.m.

FEBRUARY

2/2 at Morehead State*

4 p.m.

2/4 SOUTHEAST MISSOURI*

1 p.m.

2/9 SOUTHERN INDIANA*

5:30 p.m.

2/11 at Tennessee State*

1 p.m.

2/16 LINDENWOOD*

5:30 p.m.

2/18 UT MARTIN*

1 p.m.

2/23 at Southern Indiana*

5 p.m.

2/25 at Eastern Illinois*

1 p.m.

MARCH

3/1 OVC Championships First Round

TBA

3/2 OVC Championships Quarterfinals

TBA

3/3 OVC Championships Semifinals

TBA

3/4 OVC Championships Title Game

TBA

All times Central.

Schedule subject to change.

* - denotes OVC contest.



RECORD BREAKDOWN

OVERALL RECORD:

1-0

OVC:

0-0

NON-CONFERENCE:

1-0

HOME:

1-0

AWAY:

0-0

NEUTRAL:

0-0



GAME 2

TENNESSEE TECH (1-0)

at CINCINNATI (0-1)



THURSDAY, NOV. 7 | 5 PM ET | FIFTH THIRD ARENA | CINCINNATI, OHIO

BROADCAST

RADIO

106.1 The Eagle
Roger Ealey (PxP)

STREAMING

ESPN+
Anthony Mazzini (PxP)
Kevin Johnson (Analyst)

TELEVISION

None

THE SERIES

Thursday marks the eighth meeting in the all-time series. UC leads the series 4-3, winning the last three meetings. The last time Tech played Cincinnati was December 2, 2016, a 60-38 defeat at Fifth Third Arena during Kim Rosamond's first campaign with the Golden Eagles.

TALE OF THE TAPE

CINCINNATI		TENNESSEE TECH
68.0	POINTS PER GAME	68.0
87.0	POINTS ALLOWED PER GAME	63.0
27.0	REBOUNDING PER GAME	28.0
8.0	ASSISTS PER GAME	12.0
5.0	STEALS PER GAME	11.0
2.0	BLOCKS PER GAME	0.0
.434	FIELD GOAL PERCENTAGE	.351
.692	3-POINT PERCENTAGE	.333
.650	FREE THROW PERCENTAGE	.880

QUICK FACTS

CINCINNATI

HEAD COACH: Michelle Clark-Heard (W. Kentucky, 1990)

RECORD AT UC: 65-55 (5th season)

OVERALL RECORD: 243-135 (13th season)

RECORD VS. TECH: First meeting

SCORING LEADER: Braylyn Milton | 28.0 ppg

REBOUND LEADER: Ariel Jackson | 4.0 rpg

ASSIST LEADER: Mya Jackson | 4.0 apg

TENNESSEE TECH

HEAD COACH: Kim Rosamond (Ole Miss, 1998)

RECORD AT TTU: 93-87 (7th season)

OVERALL RECORD: Same

RECORD VS. UC: 0-1

SCORING LEADER: Jordan Brock, Reagan Hurst | 16.0 ppg

REBOUND LEADER: Kiera Hill | 6.0 rpg

ASSIST LEADER: Three players | 3.0 apg

PROBABLE STARTERS (CAREER)

 2 JORDAN BROCK GR. G 5-7 HARLAN, KY. 16.0 3.0 2.0 .308 PPG APG RPG FG%	 4 ANNA WALKER JR. F 6-0 CLEVELAND, TENN. 4.0 0.0 1.0 .333 PPG APG RPG FG%	 10 REAGAN HURST R-FR. G 5-10 BLOOMINGTON SPRINGS, TENN. 16.0 1.0 2.0 .400 PPG APG RPG FG%	 11 MAALIYA OWENS SR. G 5-9 GEORGETOWN, KY. 8.0 2.0 2.0 .375 PPG APG RPG FG%	 24 JADA GUINN SR. G 5-8 OAK RIDGE, TENN. 0.0 3.0 2.0 .000 PPG APG RPG FG%
--	---	---	---	---

RADIO/TV ROSTER



**CAYLA
COWART**

Freshman | G | 5-9
Gainesville, Ga.



**JORDAN
BROCK**

Graduate | G | 5-7
Harlan, Ky.



**JENNIFER
SULLIVAN**

Freshman | G | 5-8
Knoxville, Tenn.



**ANNA
WALKER**

Junior | F | 6-0
Cleveland, Tenn.



**REAGAN
HURST**

R-Freshman | G | 5-10
Bloomington Springs, Tenn.



**MAALIYA
OWENS**

Senior | G | 5-9
Georgetown, Ky.



**ANSLEY
HALL**

Junior | G | 5-7
Watkinsville, Ga.



**HARLEY
PAYNTER**

Sophomore | G | 5-8
Grayson, Ky.



**PEYTON
CARTER**

Junior | G | 5-8
Abingdon, Va.



**JADA
GUINN**

Senior | G | 5-8
Oak Ridge, Tenn.



**KIERA
HILL**

Junior
Trenton, Tenn.



**REGHAN
GRIMES**

Freshman
Nashville, Tenn.



**D.J.
McFARLANE**

Senior
Beltsville, Md.



**OLIVIA
KOONTZ**

Sophomore
Signal Mountain, Tenn.



TENNESSEE TECH SPORTS INFORMATION

SPORTS INFORMATION DIRECTOR

Mike Lehman

(Baseball, Men's Basketball, Volleyball, Men's and Women's Golf, Cross Country, Track and Field)

mlehman@tnitech.edu

O: (931) 372-3088

SPORTS INFORMATION COORDINATOR

Thomas Corhern

(Football, Women's Basketball, Softball, Track and Field)

tcorhern@tnitech.edu

O: (931) 372-6139 | C: (931) 703-4927

SPORTS INFORMATION COORDINATOR/BROADCASTING

Dylan Vazzano

(Soccer, Tennis)

dvazzano@tnitech.edu

O: (931) 372-6139

MEDIA AVAILABILITY AND RESOURCES

TENNESSEE TECH WOMEN'S BASKETBALL PRACTICE

All interview requests for coaches and players must come through the Sports Information office and basketball contacts Thomas Corhern and Mike Lehman. Interviews will not be held during practice unless permitted by Coach Rosamond and her staff. However, Zoom/telephone interviews will be preferred and can be arranged.

PHONE INTERVIEWS

Requests for phone interviews with coaches and players must be made to women's basketball contact Thomas Corhern -- (931) 372-6139 or tcorhern@tnitech.edu -- or Sports Information Director Mike Lehman -- (931) 372-3088 or mlehman@tnitech.edu. Requests will then be submitted to Coach Rosamond for approval and scheduling. Please also provide a number for the interview subject to contact as personal numbers will not be provided.

IN-PERSON INTERVIEWS

Requests for in-person interviews with coaches and players must be made to women's basketball contact Thomas Corhern -- (931) 372-6139 or tcorhern@tnitech.edu -- or Sports Information Director Mike Lehman -- (931) 372-3088 or mlehman@tnitech.edu. Requests will then be submitted to team personnel for approval and scheduling.

CREDENTIALS

Contact Sports Information Director Mike Lehman -- (931) 372-3088 or mlehman@tnitech.edu -- or women's basketball contact Thomas Corhern -- (931) 372-6139 or tcorhern@tnitech.edu -- to request credentials if available.

POST-GAME INTERVIEWS AND PRESS CONFERENCE

A post-game press conference Zoom call after each home game will be held in the Hooper Eblen Center's Eagles Nest. Please contact women's basketball contact Thomas Corhern -- tcorhern@tnitech.edu -- or SID Mike Lehman -- mlehman@tnitech.edu -- for details.

TTUSPORTS.COM

The online home of Golden Eagle Athletics, the TTUsports.com website provides up-to-date information on all of Tennessee Tech's varsity teams, including recaps, bios, statistics, media guides/record books and more. For women's basketball, the site's page contains the latest rosters, coaching staff information, notes and schedule.

OVCSPORTS.COM

The website for the Ohio Valley Conference contains in-depth information for all of the member institutions, as well as record books for all of the league's participating sports.



QUICK FACTS

TENNESSEE TECH

Location	Cookeville, Tenn.
Founded	1915
Enrollment	10,177
Conference	Ohio Valley (OVC)
Nickname	Golden Eagles
Colors	Purple (PMS 266) & Gold (PMS 109)
Mascot	Awesome Eagle
President	Dr. Phil Oldham (Freed-Hardeman '80)
Director of Athletics	Mark Wilson (Maine '91)
Faculty Representative	Dr. Jeff Roberts (Cornell '81)

PROGRAM HISTORY

First Year of Basketball	1970
All-Time Overall Record	994-590 (.627)
All-Time OVC Record	473-221 (.681)
OVC Regular Season Championships	18 1978, 1979, 1981, 1982, 1987, 1990, 1991, 1992, 1993, 1995, 1998, 1999, 2000, 2001, 2002, 2006, 2011, 2013
OVC Tournament Championships	9 1982, 1987, 1989, 1990, 1991, 1992, 1993, 1999, 2000
NCAA Tournament Appearances	10 1982, 1985, 1987, 1989, 1990, 1991, 1992, 1993, 1999, 2000
WNIT Appearances	5 1981, 1986, 2006, 2011, 2022
WBI Appearances	2 2012, 2019

2021-22

2021-22 Record	21-11
2021-22 OVC Record (Finish)	14-4 (2nd)
Starters Returning/Lost from '21-22	2/3
Letterwinners Returning/Lost from '21-22	8/6
Newcomers this season	4

FACILITY

Facility	Hooper Eblen Center
Capacity	7,500

MEDIA RELATIONS

Primary Contact	Thomas Corhern
Email	tcorhern@tnitech.edu
Office Phone	(931) 372-6139
Cell Phone	(931) 703-4927
Hooper Eblen Center Press Row	(931) 372-6077

BROADCAST CREW

Radio Broadcasts	106.1 The Eagle
ESPN+ Webstream	espn.com/watch/espnplus
Play-by-play announcer (Radio)	Roger Ealey
Play-by-play announcer (ESPN+, Radio)	Dylan Vazzano
Color commentators (Radio/Home)	Frank Harrell
Color commentators (ESPN+)	Michael Cooper

COACHING STAFF

Head Coach	Kim Rosamond, 7th Season (Ole Miss '98)
Career Record	93-87 (.517, 6 years)
Assistant Coach	Jasmine Cincore, 1st Season (Nebraska, 2018)
Assistant Coach	Allison Clark, 11th Season (Tennessee Tech '02)
Assistant Coach	Melanie Walls, 7th Season (Georgia College & State University '96)
Director of Operations	Bri Ellis, 1st Season (Missouri State, 2021)
Basketball Office Phone	(931) 372-3956
Athletic Trainer	Randi Kaplan, 12th Season (SUNY Albany '04)
Managers	Shaela Ledbetter, Ito Ogbomo, Anna Riggs, Spencer Smith, Ben Trosper

2022-23 GOLDEN EAGLES

PROJECTED STARTERS

Name	Yr.	Pos.	GP-GS	Key Stats
Jordan Brock	Gr.	G	Did not play in 2021-22 (medical)	
Jada Guinn	Sr.	G	32-31	8.9 PPG, 5.6 RPG
Maaliya Owens	Sr.	G	32-1	6.9 PPG, 2.5 RPG
Reagan Hurst	R-Fr.	G	Redshirted	
Anna Walker	Jr.	F	32-8	8.5 PPG, 4.0 RPG

OFF THE BENCH

Name	Yr.	Pos.	GP-GS	Key Stats
Ansley Hall	Jr.	G	30-0	1.2 PPG, 0.9 RPG
Harley Paynter	So.	G	7-0	1.7 PPG, 1.1 RPG
Peyton Carter	Jr.	G	31-15	3.4 PPG, 2.5 RPG
D.J. McFarlane	Sr.	C	3-0	0.7 PPG, 1.3 RPG
Olivia Koontz	So.	C/F	5-0	1.2 PPG, 1.4 RPG

2021-22 NEWCOMERS

Name	Yr.	Pos.	Hometown	Last School
Cayla Cowart	Fr.	G	Gainesville, Ga.	West Forsyth HS
Jennifer Sullivan	Fr.	G	Knoxville, Tenn.	Bearden HS
Regghan Grimes	Fr.	G	Nashville, Tenn.	Ravenwood HS
Kiera Hill	Jr.	F	Trenton, Tenn.	Walters State CC
x - redshirted				

KEY PLAYERS LOST

Name	Yr.	Pos.	GP-GS	Key Stats
Anna Jones	Gr.	G/F	30-28	13.6 PPG, 7.3 RPG
Mackenzie Coleman	Gr.	F	32-32	11.3 PPG, 5.7 RPG
Megan Clark	Gr.	G	30-28	6.8 PPG, 1.8 RPG
Kesha Brady	Gr.	G	30-16	6.1 PPG, 2.4 RPG

STATISTICAL LEADERS

Category	Total	Leader
Scoring	13.6	Anna Jones
Rebounding	7.3	Anna Jones
Assists	3.8	Jada Guinn
Steals	1.4	Jada Guinn
Blocks	1.2	Mackenzie Coleman
Field Goal Pct.	.514	Anna Jones
3-Point Pct. (min. 50 att.)	.420	Megan Clark
Free Throw Pct.	.851	Mackenzie Coleman
Minutes	31.5	Jada Guinn

2022-23 SCHEDULE

Date	Opponent	Site	Time
Oct. 27	Stephens College ^{EXH (DH)}	COOKEVILLE	W, 66-53
Nov. 7	Ball State	COOKEVILLE	W, 68-63
Nov. 10	at Cincinnati	Cincinnati, Ohio	4:00 PM
Nov. 14	Samford	COOKEVILLE	6:00 PM
Nov. 17	Trevecca Nazarene ^(DH)	COOKEVILLE	5:30 PM
Nov. 20	at Northern Kentucky	Highland Heights, Ky.	1:00 PM
Dec. 1	at Middle Tennessee	Murfreesboro, Tenn.	11:00 AM
Dec. 10	Alabama A&M	COOKEVILLE	1:00 PM
Dec. 13	Tennessee Wesleyan	COOKEVILLE	11:00 AM
Dec. 17	at ULM	Monroe, La.	4:00 PM
Dec. 20	vs. VCU ¹	New Orleans, La.	2:30 PM
Dec. 21	vs. TBA ¹	New Orleans, La.	TBA
Dec. 29	at SIUE * ^(DH)	Edwardsville, Ill.	5:00 PM
Dec. 31	at Lindenwood * ^(DH)	St. Charles, Mo.	1:00 PM
Jan. 5	Eastern Illinois * ^(DH)	COOKEVILLE	5:30 PM
Jan. 7	at UT Martin * ^(DH)	Martin, Tenn.	1:00 PM
Jan. 12	Morehead State * ^(DH)	COOKEVILLE	5:30 PM
Jan. 14	Tennessee State * ^(DH)	COOKEVILLE	1:00 PM
Jan. 19	at Little Rock * ^(DH)	Little Rock, Ark.	5:00 PM
Jan. 21	at Southeast Missouri * ^(DH)	Cape Girardeau, Mo.	2:00 PM
Jan. 26	SIUE * ^(DH)	COOKEVILLE	5:30 PM
Jan. 28	Little Rock * ^(DH)	COOKEVILLE	1:00 PM
Feb. 2	at Morehead State * ^(DH)	Morehead, Ky.	4:00 PM
Feb. 4	Southeast Missouri * ^(DH)	COOKEVILLE	1:00 PM
Feb. 9	Southern Indiana *	COOKEVILLE	5:30 PM
Feb. 11	at Tennessee State * ^(DH)	Nashville, Tenn.	1:00 PM
Feb. 16	Lindenwood * ^(DH)	COOKEVILLE	5:30 PM
Feb. 18	UT Martin * ^(DH)	COOKEVILLE	1:00 PM
Feb. 23	at Southern Indiana * ^(DH)	Evansville, Ind.	5:00 PM
Feb. 25	at Eastern Illinois * ^(DH)	Charleston, Ill.	1:00 PM
Mar. 1-4	OVC Tournament	Evansville, Ind.	TBA

All times listed are Central

* Denotes Ohio Valley Conference game

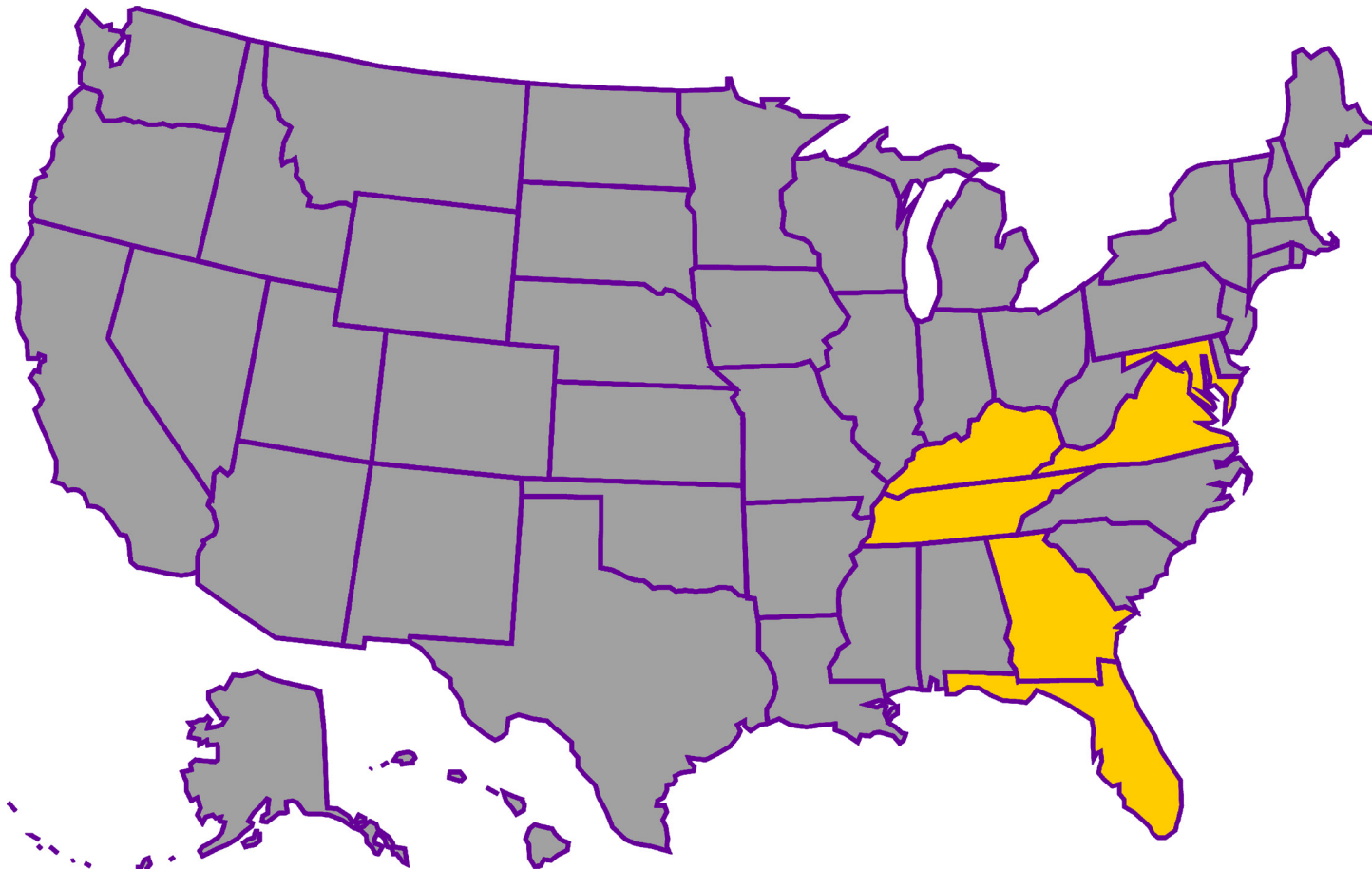
¹ Denotes Tulane Tournament game

^(DH) Denotes doubleheader

Bold indicates home games



ROSTER BREAKDOWN



BY STATE

GEORGIA

Cayla Cowart, Ansley Hall

KENTUCKY

Jordan Brock,
Maaliya Owens, Harley Paynter

MARYLAND

D.J. McFarlane

TENNESSEE

Kesha Brady, Reghan Grimes,
Jada Guinn, Kiera Hill, Reagan
Hurst, Olivia Koontz, Jennifer
Sullivan, Anna Walker

VIRGINIA

Peyton Carter

BY CLASS

FRESHMAN

Cayla Cowart, Reghan
Grimes, Reagan Hurst,
Jennifer Sullivan

SOPHOMORE

Olivia Koontz,
Harley Paynter

JUNIOR

Peyton Carter, Ansley Hall,
Kiera Hill, Anna Walker

SENIOR

Jada Guinn, D.J. McFarlane,
Maaliya Owens

GRADUATE

Jordan Brock

POSITION

CENTER

Olivia Koontz,
D.J. McFarlane

FORWARDS

Kiera Hill, Olivia Koontz,
Anna Walker

GUARDS

Jordan Brock, Peyton
Carter, Cayla Cowart, Jada
Guinn, Ansley Hall, Rea-
gan Hurst, Maaliya Owens,
Harley Paynter, Jennifer
Sullivan

PRONUNCIATION GUIDE

11 MAALIYA Owens.....mah-LEE-uh
14 Harley PAYNTER paint-ER
23 Grace PELPHREY..... PELL-free
24 JADA GUINN.....JAY-duh GWINN

HC Kim ROSAMOND.....ROSE-mund

AGAINST THE OVC

Team	Overall	Pct.	First Meeting	Last Meeting
Eastern Illinois	33-16	.674	1/18/97	2/10/22
Lindenwood	0-0	.000	N/A	N/A
Little Rock	0-0	.000	N/A	N/A
Morehead State	64-30	.681	1/27/78	2/3/22
SIUE	9-8	.529	2/23/10	2/12/22
Southeast Missouri	34-27	.557	1/27/92	2/17/22
Southern Indiana	0-0	.000	N/A	N/A
Tennessee State	63-15	.808	1970-71	2/25/22
UT Martin	49-26	.649	1970-71	1/31/22

OVERTIME (20-26)

MARYNELL MEADORS (4-3)

X/X/74	Tennessee	L, 54-51 OT
X/X/75	William Penn +	L, 67-65 OT
X/X/76	Tennessee	W, 89-84 OT
1/8/78	Tennessee	L, 82-81 OT
12/17/79	vs. Middle Tennessee !	W, 71-68 OT
2/16/84	Eastern Kentucky *	W, 81-78 OT
2/4/85	Middle Tennessee *	W, 92-86 OT

BILL WORRELL (12-7)

3/9/88	Youngstown State #	W, 77-74 OT
1/9/89	@ Alabama State	W, 83-76 OT
12/20/89	vs. Houston &	L, 85-82 OT
2/20/91	@ Western Kentucky	L, 95-88 2OT
12/28/91	vs. Florida International \$	L, 90-88 OT
2/15/92	@ Middle Tennessee *	W, 93-92 OT
12/8/92	@ Southern Illinois	W, 66-65 OT
1/6/93	@ Ole Miss	L, 70-68 OT
12/10/94	@ UAB %	L, 58-55 OT
2/6/95	UT Martin *	W, 83-76 OT
1/9/97	Austin Peay *	W, 72-70 OT
2/17/97	@ Eastern Illinois *	W, 81-74 OT
1/19/98	Tennessee State *	W, 86-78 OT
1/24/98	@ Eastern Kentucky *	L, 97-92 3OT
1/9/01	@ Southeast Missouri *	W, 80-79 OT
12/9/01	@ Middle Tennessee	W, 68-64 OT
1/17/02	@ Austin Peay *	W, 81-80 OT
1/10/04	@ Southeast Missouri *	L, 102-90 OT
12/10/05	@ Southeast Missouri *	W, 81-77 OT

AMY BROWN (0-4)

2/22/07	@ Murray State *	L, 80-79 OT
12/6/07	@ Eastern Illinois *	L, 66-64 OT
1/22/09	@ Austin Peay *	L, 83-81 2OT
1/24/09	@ Tennessee State *	L, 79-75 OT

SYTIA MESSER (2-1)

1/21/12	Southeast Missouri *	W, 60-57 OT
2/1/12	SIUE *	L, 64-62 OT
3/2/12	vs. Eastern Illinois #	W, 81-72 OT

JIM DAVIS (1-7)

11/20/12	Middle Tennessee	L, 65-59 OT
3/9/13	vs. UT Martin #	L, 87-80 OT
12/14/13	Memphis	L, 78-76 2OT
1/17/15	@ Southeast Missouri *	L, 68-66 OT
1/24/15	Eastern Kentucky *	L, 97-93 2OT
1/30/16	Belmont *	L, 80-79 2OT
2/13/16	Jacksonville State *	W, 51-49 OT
2/27/16	Eastern Kentucky *	L, 71-67 OT

KIM ROSAMOND (1-4)

12/21/16	@ Lipscomb	L, 71-69 OT
1/5/17	Austin Peay *	L, 87-84 OT
1/25/20	Eastern Kentucky *	W, 87-82 2OT
3/5/20	vs. Southeast Missouri #	L, 82-81 OT
12/30/21	@ Tennessee State *	L, 96-93 OT

* - OVC contest

- OVC tournament

GAME 1,585

994-590 (.627) | **OVERALL**

473-221 (.681) | **OVC**

48-28 (.639) | **OVC TOURNEY**

NCAA DIVISION I WINNINGEST TEAMS AS OF 10/30/2022

1. Tennessee	1,426
2. UConn	1,240
3. Stanford	1,181
4. James Madison	1,176
5. Louisiana Tech	1,174
6. Texas	1,157
7. Stephen F. Austin	1,155
8. Old Dominion	1,121
9. Maryland	1,078
10. South Dakota State	1,068
11. Green Bay	1,058
12. Baylor	1,054
13. Western Kentucky	1,051
14. Ohio State	1,047
15. Notre Dame	1,046
16. Georgia	1,039
17. Belmont	1,034
18. North Carolina	1,023
t-19. N.C. State	998
t-19. Kansas State	998
21. TENNESSEE TECH	993
22. Rutgers	992
23. Montana	980
24. Long Beach State	978
25. LSU	977
26. Penn State	975
27. Middle Tennessee	970
28. Louisville	961

2022-23 OVC STANDINGS

SCHOOL	OVC			OVERALL		
	W	L	PCT.	W	L	PCT.
Eastern Illinois	0	0	.000	0	0	.000
Lindenwood	0	0	.000	0	0	.000
Little Rock	0	0	.000	0	0	.000
Morehead State	0	0	.000	0	0	.000
SIUE	0	0	.000	0	0	.000
Southeast Missouri	0	0	.000	0	0	.000
Southern Indiana	0	0	.000	0	0	.000
Tennessee State	0	0	.000	0	0	.000
Tennessee Tech	0	0	.000	0	0	.000
UT Martin	0	0	.000	0	0	.000

**2021-22 DOUBLE-DOUBLES****BY DATE**

11/26/21 | FGCU | Mackenzie Coleman (10th career)

12/16/21 | Tennessee Wesleyan | Peyton Carter (1st career)**1/1/22 | Murray State | Jada Guinn (2nd career)**

1/24/22 | Eastern Illinois | Anna Jones (2nd career)

1/31/22 | UT Martin | Anna Jones (3rd career)

2/10/22 | Eastern Illinois | Mackenzie Coleman (11th career)

2/12/22 | SIUE | Anna Jones (4th career)

2/17/22 | Southeast Missouri | Anna Jones (5th career)

2/24/22 | Tennessee State | Anna Walker (1st career)

2/26/22 | UT Martin | Anna Jones (6th career)

2/26/22 | UT Martin | Jada Guinn (3rd career)

3/17/22 | SMU | Mackenzie Coleman (12th career)

BY PLAYER**PEYTON CARTER**

12/16/21 | Tennessee Wesleyan (1st career)

MACKENZIE COLEMAN

11/26/21 | FGCU

2/10/22 | Eastern Illinois

3/17/22 | SMU (12th career)

JADA GUINN

1/1/22 | Murray State

2/26/22 | UT Martin (3rd career)

ANNA JONES

1/24/22 | Eastern Illinois

1/31/22 | UT Martin

2/12/22 | SIUE

2/17/22 | Southeast Missouri

2/26/22 | UT Martin (6th career)

ANNA WALKER

2/24/22 | Tennessee State (1st career)

PLAYERS OF THE WEEK

1/11/22 | Anna Walker | Newcomer of the Week

2/1/22 | Anna Jones | Player of the Week

2/15/22 | Anna Jones | Player of the Week

**LAST GAME****11/7/2022: TENNESSEE TECH 68, BALL STATE 63**

COOKEVILLE, Tenn. – The game Monday night may have come down to the wire, but the Tennessee Tech women got the most important thing in the season opener against Ball State – the victory.

The Golden Eagles put their first notch in the win column, topping the Cardinals – currently ranked No. 14 in the CollegeInsider.com Preseason Top 25 – with a 68-63 victory in the Hooper Eblen Center on Monday night.

Ball State (0-1) certainly made it interesting though. After the Golden Eagles used a few runs in the second quarter to build a 19-point lead in the contest, the Cardinals rallied back, outscoring the Golden Eagles 39-29 in the second half and 16-9 in the fourth quarter. BSU even cut the deficit down to one point with 1:44 remaining in the contest.

Still Tech held on. Neither team was able to hit a field goal down the final stretch and Ball State had to send the Golden Eagles to the one place they didn't want to send them to – the free-throw line. Reagan Hurst knocked down one of two late tries with 14 seconds left to make it a three-point game, then Reghan Grimes stole the ball away from Thelma Dis Agustsdottir with seven seconds left and was fouled. Grimes knocked down both free throws to ice the game.

The charity stripe was a good place to be if you were a Golden Eagle on Monday as Tech was 22-for-25 – two of the three misses coming in the final 91 seconds of the contest. Jordan Brock drew 12 fouls out of 32 whistled against the Cardinals and was 6-for-6 from the line, while Hurst was 7-for-9.

Brock and Hurst also led all scorers in the contest as they had 16 points each.

It was a solid showing for the Tech freshmen in the contest. In addition to Hurst's night with three steals

and two rebounds, Grimes had eight points, three boards, three steals and a blocked shot, while Cayla Cowart had seven points, four caroms, three assists and a steal.

On defense, the Golden Eagles were able to slow down the Cardinals, forcing them into 24 turnovers in the contest and converting those miscues into 16 points. Tech held Ball State to 10 points in the second quarter as the Cardinals were 3-for-10 from the field, 0-for-3 from long range and 4-for-8 from the stripe.

Alli Becki, the Cardinals' representative on the Preseason All-Mid-American Conference team, was held to just two points and four rebounds in the contest. That said, Ball State did get double-digit production from four players as Anna Clephane had 12 points – 7-for-8 at the free-throw line – while Sydney Shafer and Alex Richard scored 11 and Annie Rauch had 10.

Between the two squads, 58 fouls were called, creating lineup issues on both sides. Sydney Bolden fouled out and three others were on the cusp of getting disqualified, while Anna Walker and Jada Guinn saw their nights come to an end early on fifth fouls.

The difference, however, was that Ball State had difficulty getting those free shots to fall as the Cardinals went 23-for-33 at the stripe. BSU was also 2-for-17 from 3-point range.

The Cardinals made a surge in the second half, propelled by a strong effort on the glass. For the game, Ball State won the rebound battle 48 to 28, including 27 to 11 in the second half and 14 to 5 in the fourth quarter. With 31 offensive rebounds and 11 second-chance points, the Cardinals were able to outscore Tech 16-9 in the final quarter, going on a 13-0 run stretching all the way to the 2:21 mark in the final period.



Official Basketball Box Score - Final
Ball State at Tennessee Tech
 11/07/22 Eblen Center, Cookeville, TN
 2022-23 Women's Basketball

Game Time: 6:00 PM
 Game Duration: 2:22
 Attendance: 966

Officials: Jamie Cavileer, Tom Barron, Judith Dyehouse

Ball State - 63

Record: 0-1

NO.	Name	Min	FG M-A	3P M-A	FT M-A	Rebounds			Fouls		TP	AS	TO	ST	Blocks		+/-
						OR	DR	TOT	PF	FD					BS	BA	
10	Thelma Dis Agustsdottir	F 34:44	1-5	0-4	0-0	1	1	2	1	1	2	2	2	0	0	0	-11
30	Anna Clephane	G 20:37	2-8	1-4	7-8	1	2	3	4	4	12	0	4	1	0	0	5
0	Ally Becki	18:51	1-2	0-1	0-0	1	3	4	4	3	2	2	2	0	0	0	-1
14	Marie Kiefer	20:55	2-5	0-0	0-0	2	8	10	3	0	4	1	3	0	2	0	4
24	Madelyn Bischoff	23:57	1-8	0-5	2-2	0	1	1	3	1	4	1	0	1	0	0	-14
42	Annie Rauch	18:55	3-5	0-0	4-5	3	4	7	3	4	10	1	3	2	1	0	-9
4	Sydney Shafer	16:47	3-4	1-2	4-5	0	2	2	2	3	11	2	3	0	0	0	-13
1	Hana Mühl	18:39	0-2	0-0	0-0	1	0	1	3	1	0	1	2	0	0	0	-3
20	Alex Richard	15:18	4-9	0-0	3-10	4	4	8	4	6	11	0	4	3	0	0	8
11	Sydney Bolden	11:17	2-5	0-1	3-3	2	2	4	5	2	7	0	1	3	1	0	9
Team						2	4	6			0		0				
Totals			19-53	2-17	23-33	17	31	48	32	25	63	10	24	10	4	0	-5

Technical Fouls::NONE

Shooting By Period			
1 st	FG%	5-15	33.3%
	3PT%	2-8	25.0%
	FT%	2-2	100%
2 nd	FG%	3-10	30.0%
	3PT%	0-3	0.0%
	FT%	4-8	50%
3 rd	FG%	7-16	43.8%
	3PT%	0-3	0.0%
	FT%	9-14	64.3%
4 th	FG%	4-12	33.3%
	3PT%	0-3	0.0%
	FT%	8-9	88.9%
GM	FG%	19-53	35.8%
	3PT%	2-17	11.8%
	FT%	23-33	69.7%

Dead Ball Rebounds: 5, 0

Tennessee Tech - 68

Record: 1-0

NO.	Name	Min	FG M-A	3P M-A	FT M-A	Rebounds			Fouls		TP	AS	TO	ST	Blocks		+/-
						OR	DR	TOT	PF	FD					BS	BA	
4	Anna Walker	F 14:38	2-6	0-2	0-0	0	1	1	5	2	4	0	1	1	0	1	-6
2	Jordan Brock	G 33:05	4-13	2-7	6-6	0	2	2	3	12	16	3	2	0	0	1	12
10	Reagan Hurst	G 26:46	4-10	1-2	7-9	0	2	2	2	5	16	1	1	3	0	0	3
11	Maaliya Owens	G 27:27	3-8	1-3	1-1	0	2	2	1	1	8	2	3	0	0	0	4
24	Jada Guinn	G 19:02	0-4	0-0	0-0	2	0	2	5	1	0	3	0	1	0	1	-4
22	Peyton Carter	23:51	2-4	2-3	3-4	1	2	3	2	3	9	0	0	0	0	0	6
30	Kiera Hill	15:42	0-4	0-0	0-0	0	6	6	2	0	0	0	0	2	0	0	3
33	Reghan Grimes	22:00	3-6	0-1	2-2	1	2	3	3	4	8	0	2	3	0	1	7
1	Cayla Cowart	15:34	2-2	0-0	3-3	2	2	4	2	3	7	3	2	1	0	0	-3
13	Ansley Hall	01:55	0-0	0-0	0-0	0	1	1	1	0	0	0	1	0	0	0	3
Team						0	2	2			0		2				
Totals			20-57	6-18	22-25	6	22	28	26	31	68	12	14	11	0	4	5

Technical Fouls::NONE

Shooting By Period			
1 st	FG%	5-16	31.3%
	3PT%	3-6	50.0%
	FT%	5-6	83.3%
2 nd	FG%	8-16	50.0%
	3PT%	1-3	33.3%
	FT%	4-4	100%
3 rd	FG%	5-12	41.7%
	3PT%	1-4	25.0%
	FT%	9-9	100%
4 th	FG%	2-13	15.4%
	3PT%	1-5	20.0%
	FT%	4-6	66.7%
GM	FG%	20-57	35.1%
	3PT%	6-18	33.3%
	FT%	22-25	88.0%

Dead Ball Rebounds: 3, 0

	BSU	Tech	Points from		BSU	Tech	Period by Period Scoring					
Biggest lead	4 (1 st 7:42)	19 (3 rd 7:59)	Turnovers		2	16		1 st	2 nd	3 rd	4 th	TOT
Best Scoring Run	13(4 th 2:21)	8(1 st 1:17)	Paint		30	24	BSU	14	10	23	16	63
Lead Changes	5		Second Chance		11	7	Tech	18	21	20	9	68
Times Tied	1		Fast Breaks		19	12						
Time with Lead	04:17	35:19	Bench		39	24						



AGAINST DIVISION I CONFERENCES

VS. THE SOCON

TEAM	RECORD	LAST MEETING
Chattanooga	22-7	11/13/21
ETSU	20-5	11/17/17
Furman	3-0	11/23/91
Mercer	4-3	11/16/15
Samford	8-6	11/24/19
UNCG	1-1	11/17/16
Western Carolina	8-2	12/9/21
Wofford	N/A	N/A
TOTAL	66-24	

VS. THE SEC

TEAM	RECORD	LAST MEETING
Alabama	2-6	11/13/09
Arkansas	1-2	12/4/18
Auburn	1-5	3/17/11
Florida	3-1	12/20/93
Georgia	0-12	11/27/17
Kentucky	7-8	12/3/17
LSU	0-1	12/20/84
Mississippi State	0-2	11/12/13
Missouri	0-3	12/12/87
Ole Miss	4-15	1/3/04
South Carolina	2-4	3/13/89
Tennessee	11-17	12/1/21
Texas A&M	0-0	N/A
Vanderbilt	10-10	11/18/21
TOTAL	41-86	

VS. CONFERENCE USA

TEAM	RECORD	LAST MEETING
Charlotte	4-2	11/25/97
FIU	1-2	11/14/14
Florida Atlantic	1-1	11/29/08
Louisiana Tech	0-4	12/21/11
Marshall	6-1	12/22/12
Middle Tennessee	55-46	11/22/21
North Texas	0-0	N/A
Old Dominion	1-3	11/25/18
Rice	1-0	11/17/12
Southern Miss	2-4	12/1/15
UAB	4-3	11/23/04
UTEP	0-0	N/A
UTSA	0-0	N/A
Western Kentucky	20-19	12/5/21
TOTAL	95-85	

VS. THE AAC

TEAM	RECORD	LAST MEETING
Cincinnati	3-4	12/2/16
East Carolina	2-2	12/6/86
Houston	0-2	3/20/22
Memphis	15-8	12/14/13
SMU	1-0	3/17/22
South Florida	0-0	N/A
Temple	1-0	12/11/76
Tulane	0-0	N/A
Tulsa	0-0	N/A
UCF	0-1	12/29/10
Wichita State	2-0	12/2/18
TOTAL	22-17	

VS. THE ATLANTIC SUN

TEAM	RECORD	LAST MEETING
Austin Peay	82-23	2/19/22
Bellarmine	0-0	N/A
Central Arkansas	0-0	N/A
Eastern Kentucky	70-28	1/28/21
FGCU	0-1	11/26/21
Jacksonville	0-0	N/A
Jacksonville State	25-13	3/4/21
Kennesaw State	1-0	11/27/89
Liberty	0-0	N/A
Lipscomb	6-4	12/21/19
North Alabama	1-0	12/1/84
North Florida	0-0	N/A
Queens of Charlotte	0-0	N/A
Stetson	2-0	12/2/95
TOTAL	187-69	

VS. THE WAC

TEAM	RECORD	LAST MEETING
Abilene Christian	0-0	N/A
California Baptist	0-0	N/A
Chicago State	1-0	12/8/89
Dixie State	0-0	N/A
Grand Canyon	0-0	N/A
Lamar	0-0	N/A
NM State	0-1	11/27/21
Sam Houston	0-0	N/A
Seattle	0-0	N/A
Stephen F. Austin	2-3	12/19/92
Tarleton	0-0	N/A
Utah Valley	0-0	N/A
UT Rio Grande Valley	0-0	N/A
TOTAL	3-4	

VS. THE MAC

TEAM	RECORD	LAST MEETING
Akron	9-2	3/21/19
Ball State	1-1	11/7/22
Bowling Green	0-0	N/A
Buffalo	0-0	N/A
Central Michigan	0-0	N/A
Eastern Michigan	1-0	12/7/91
Kent State	0-0	N/A
Miami	0-1	11/28/80
Northern Illinois	0-1	11/29/19
Ohio	1-0	12/8/90
Toledo	0-1	12/28/02
Western Michigan	0-1	11/16/98
TOTAL	12-7	

VS. THE HORIZON LEAGUE

TEAM	RECORD	LAST MEETING
Cleveland State	2-0	12/29/91
Detroit Mercy	1-0	11/30/19
Green Bay	0-0	N/A
Illinois-Chicago	0-0	N/A
IUPUI	0-2	12/10/17
Milwaukee	0-0	N/A
Northern Kentucky	1-2	12/4/16
Oakland	0-0	N/A
Purdue Fort Wayne	0-0	N/A
Robert Morris	0-0	N/A
Wright State	0-2	12/1/17
Youngstown State	12-1	3/9/88
TOTAL	16-7	

VS. THE SUN BELT

TEAM	RECORD	LAST MEETING
Appalachian State	3-0	11/28/86
Arkansas State	1-3	11/14/15
Coastal Carolina	0-0	N/A
Georgia Southern	2-0	12/11/92
Georgia State	4-1	11/19/15
Louisiana	1-0	12/18/89
Louisiana-Monroe	2-1	11/12/19
South Alabama	1-1	12/16/14
Texas-Arlington	0-0	N/A
Texas State	0-0	N/A
Troy	0-0	N/A
TOTAL	14-6	

VS. THE ATLANTIC 10

TEAM	RECORD	LAST MEETING
Davidson	0-0	N/A
Dayton	0-0	N/A
Duquesne	0-0	N/A
Fordham	0-0	N/A
George Mason	0-0	N/A
George Washington	0-0	N/A
La Salle	0-0	N/A
Loyola Chicago	0-0	N/A
Rhode Island	0-0	N/A
Richmond	1-0	3/14/90
Saint Joseph's	0-1	12/10/76
Saint Louis	1-1	1/2/11
St. Bonaventure	0-0	N/A
UMass	0-0	N/A
VCU	0-0	N/A
TOTAL	2-2	

VS. THE SWAC

TEAM	RECORD	LAST MEETING
Alabama A&M	1-1	11/29/11
Alabama State	3-1	12/10/93
Alcorn State	3-0	12/5/13
Arkansas-Pine Bluff	0-0	N/A
Bethune-Cookman	0-0	N/A
Florida A&M	0-0	N/A
Grambling State	0-0	N/A
Jackson State	1-0	1970-71
Mississippi Valley State	0-0	N/A
Prairie View A&M	0-0	N/A
Southern	0-0	N/A
Texas Southern	0-0	N/A
TOTAL	8-2	

VS. THE CURRENT OVC

TEAM	RECORD	LAST MEETING
Eastern Illinois	33-16	2/10/22
Lindenwood	0-0	
Little Rock	0-0	
Morehead State	64-30	1/6/22
SIUE	9-8	2/12/22
Southeast Missouri	34-27	2/17/22
Southern Indiana	0-0	
Tennessee State	63-15	12/30/21
UT Martin	49-26	1/31/22
TOTAL	243-122	

53 YEARS OF TECH WOMEN'S BASKETBALL



FIRST GAME | 1970, 79-46 victory over Cookeville Independents
FIRST SEASON | 1970-71, team went 23-7
50th WIN | 1972-73, season opener vs. Belmont, W, 52-48
FIRST AIAW NATIONAL TOURNAMENT | 1971-72, went 0-2 (losses to Cal State-Fullerton and Queens College)
100th WIN | 1974-75, W, 72-42 vs. Illinois State
AIAW NATIONAL TOURNAMENT RECORD | 10-8
FIRST OHIO VALLEY CONFERENCE SEASON | 1977-78, finished 9-1
FIRST OVC PLAYER OF THE YEAR | Pam Chambers, 1979
FIRST OVC FEMALE ATHLETE OF THE YEAR | 1981, Jerilynn Harper
FIRST OVC TOURNAMENT CHAMPIONSHIP | 1981-82
FIRST NCAA TOURNAMENT APPEARANCE | 1981-82, lost to eventual national champion Louisiana Tech
300th WIN | 1/22/1983, W, 78-64 at Austin Peay
FIRST NCAA TOURNAMENT WIN | 3/11/1987, 78-66 over No. 10 Southern Miss
FIRST NCAA TOURNAMENT UPSET | 3/15/1989, 11th seed, defeated No. 6 South Carolina 77-73
NCAA TOURNAMENT RECORD | 3-10
500th WIN | 12/8/1992, W, 66-65, OT, at Southern Illinois
600th WIN | 2/7/1998, W, 77-56 vs. Eastern Illinois
750th WIN | 11/20/2005, W, 73-65 vs. Evansville
800th WIN | 2/28/2009, W, 78-46 at Jacksonville State
900th WIN | 2/13/2016, W, 51-49, OT, vs. Jacksonville State

RETIRED JERSEYS

21

**PAM
CHAMBERS**
1976-80

30

**JERILYNN
HARPER**
1979-82

33

**CHERYL
TAYLOR**
1983-87

40

**EMILY
CHRISTIAN**
2002-06

41

**ANGELA
MOOREHEAD**
1988-91

50

**JANET
HOLT**
1998-2002

51

**DIANE
SENG**
1996-2000

1,584

GAMES PLAYED

994

WINS

18

REGULAR-SEASON OVC TITLES

9

OVC TOURNAMENT TITLES

10

NCAA TOURNAMENT APPEARANCES

21st

NCAA TOTAL WINS

47th

NCAA WINNING PERCENTAGE

12

OVC PLAYERS OF THE YEAR

6

2,000-POINT SCORERS

34

1,000-POINT SCORERS

7

RETIRED JERSEYS

19

TTU SPORTS HALL OF FAMERS

3

NCAA TOURNAMENT WINS



SIXTH SEASON

Hometown

Louisville, Miss.

High School

Winston Academy

Collegiate Playing Career

Ole Miss, 1995-98

College Degree

Ole Miss, 1998

Coaching Career

Assistant Coach, Ole Miss (1998-2001)

Assistant Coach and Recruiting Coordinator, Ole Miss (2001-03)

Assistant Coach, Middle Tennessee (2003-05)

Assistant Coach and Recruiting Coordinator, Vanderbilt (2007-16)

Head Coach, Tennessee Tech (2016-present)

Coaching Honors

Ohio Valley Conference Coach of the Year, 2019

Kim Rosamond was named the sixth head coach of the Tennessee Tech women's basketball program on March 31, 2016.

With a reputation as an elite recruiter during her 14 seasons as an assistant in the Southeastern Conference, Rosamond came to Cookeville with the challenge of re-establishing Golden Eagle basketball into a championship contender. The long-time Vanderbilt assistant coach has left no doubt she was more than ready for the head coaching assignment.

Rosamond, over the last six years, has reinvigorated one of the most storied programs in collegiate women's basketball, and she has established herself as one of the top head coaches in the country. The 2019 Ohio Valley Conference Coach of the Year and the 2019 Tennessee Sports Writers Association Coach of the Year, Rosamond has added elite "culture builder" to her impressive resume.

Fresh off Tech's most successful season in

almost a decade, Rosamond led the 2021-22 team to an impressive 21-win season, the most OVC wins (14) since 2010-11, the highest regular-season conference finish (second) since 2012-13, and the program's first WNIT win in 16 years.

The veteran Tech team overcame multiple injuries to key players throughout the season to reach the OVC championship game for the 23rd time in program history. Anna Jones was named to the All-OVC first team while Mackenzie Coleman and Anna Walker were named to the All-OVC second team and All-OVC newcomer team. Jones and Walker were also named to the OVC All-Tournament team. During Rosamond's tenure, Tech has had 10 All-OVC honorees and five players who scored 1,000 points in their playing careers.

While Rosamond's first coaching seasons in the Purple and Gold focused on laying the foundation of culture and championship habits, the last four seasons have produced one of the most successful runs in over two decades as well as

ROSAMOND'S CAREER COACHING RECORD

YEAR	OVERALL	PCT.	OVC	PCT.	FINISH	POSTSEASON FINISH
2016-17	10-20	.333	7-9	.438	T-6th	OVC Tournament First Round
2017-18	7-22	.241	4-14	.222	T-10th	
2018-19	22-11	.667	12-6	.667	4th	WBI Quarterfinals
2019-20	17-13	.567	10-8	.556	T-5th	OVC Tournament First Round
2020-21	15-10	.609	12-8	.600	5th	OVC Tournament Semifinals
2021-22	21-11	.677	14-4	.765	2nd	WNIT Second Round
2022-23	1-0	1.000	--	--	--	
TOTALS	93-87	.517	59-49	.546		

the results Golden Eagle fans expect from the tradition-rich program. Rosamond has led the Golden Eagles to four consecutive winning seasons for the first time in over 20 years. Her squads have also recorded double-digit OVC wins for four straight seasons for the first time since 2006-07.


In her first season at the helm, Rosamond and company shattered preseason expectations and finished in a tie for sixth in the OVC after being projected to finish 11 out of 12 teams. Year two was a season of growing pains as the 2017-18 Golden Eagle team was one of the youngest in the OVC – and the country – and struggled to find consistency.

The third year proved to be the charm as the 2018-19 campaign was a breakthrough season. Wins came early and often as the Golden Eagles defeated Middle Tennessee for the first time since 2004. Tech snapped Belmont's 47-game OVC winning streak. By the time the season was complete, Tech finished with an overall 22-11 record with a 15 game-win improvement, which was the third-best turnaround in NCAA women's basketball.

The fourth season produced positive results as the Golden Eagles recorded their second consecutive winning season. During the 2019-20 campaign, Tech won 11 straight games and 13 out of 15 mid-way through the season, including an 8-0 start in OVC competition. Before the season concluded, the COVID-19 pandemic started just days before the OVC Tournament. While the overtime loss to eventual OVC tournament champion Southeast Missouri was heartbreaking, the team culture Rosamond established was solidified.

The COVID pandemic delayed the start of the 2020-21 campaign until mid-December, shortening the season to primarily OVC opponents. Tech finished another winning campaign with a 15-10 overall record and a 12-8 Conference record. The Golden Eagles reached the OVC Tournament semifinal game for the second time in three seasons.

Rosamond's teams have not only succeeded on the court, they have also



succeeded off the court. The achievement in the classroom has been historic. Tennessee Tech women's basketball recorded the highest GPA's in the history of the program over the course of the last three years. During fall semester 2021, 15 student-athletes earned a 3.0 or higher, 11 achieved a 3.5 or higher, and six earned a 4.0 GPA.

In 2017-18, Tech won its first-ever OVC Team Sportsmanship Award. Voted on by the student-athletes and coaches of the OVC, the OVC Sportsmanship Awards are bestowed upon the Conference squads deemed to have exhibited the standards of sportsmanship and ethical behavior. Tennessee Tech captured the OVC Sportsmanship Award again in 2019-20.

Rosamond served nine years as both an assistant coach and recruiting coordinator for legendary Vanderbilt head coach, Melanie Balcomb. As a member of the Vanderbilt staff, the Commodores earned seven NCAA Tournament berths – including two appearances in the Sweet 16 – as well as a Southeastern Conference Tournament championship. Joining the staff in the 2007-08 year, Rosamond

helped the program consistently land Top 20 nationally-rated signing classes keeping the Commodores among the top women's basketball programs in the country.

Rosamond was part of two championship seasons and two NCAA tournament wins on Stephany Smith's staff at Middle Tennessee from 2003-05. She also served one month as the interim head coach in 2005.

After earning her degree in journalism and advertising from Ole Miss in 1998 and playing three seasons for Olympic coach and Naismith Hall of Famer Van Chancellor, Rosamond remained at her alma mater as an assistant coach and served on Ron Aldy's staff for five seasons.

She is credited with signing one of the top players in Ole Miss history – Armintie Price-Harrington. Price-Harrington earned All-SEC first team, 3rd Team All American as well as the 2007 SEC Defensive Player of the Year. Harrington was later drafted third overall by the Chicago Sky in the 2007 WNBA Draft and was also named the 2007 WNBA Rookie of the Year.

TECH WOMEN'S BASKETBALL HEAD COACHES

COACH (TENURE)	SEASONS	GAMES	WON	LOST	PCT.	RS TITLES	TOURNEY TITLES	POSTSEASON APP.
MARYNELL MEADORS (1970-86)	16	502	363	139	.723	4	1	4
BILL WORRELL (1986-2006)	20	598	408	190	.682	12	8	9
AMY BROWN (2006-09)	3	90	29	61	.322	--	--	--
SYTIA MESSER (2009-12)	3	95	54	41	.568	1	--	1
JIM DAVIS (2012-16)	4	119	47	72	.395	1	--	--
KIM ROSAMOND (2016-PRESENT)	7	180	93	87	.514	--	--	1
CAREER	53	1584	994	590	.627	18	9	15

THE **KIM ROSAMOND** ERA | 2016-present | 93-87 (.517)**2016-17**

10-20 Overall

7-9 OVC

STARTERS

F - Treyvonna Brooks

G - Yaktavia Hickson

G - Hannah Goolsby

G - Akia Harris

G - Lindsey Jennings

TOP RESERVES

Asia Herper, Kandace Newry

! - Ohio Valley Conference Tournament

11/11/16	Wright State	L, 65-54	1/5/17	Austin Peay *	L, 87-84 OT
11/14/16	Tennessee Wesleyan	W, 54-41	1/7/17	Murray State *	W, 72-54
11/17/16	UNCG	L, 65-59	1/14/17	Jacksonville State *	W, 56-54
11/19/16	Middle Tennessee	L, 73-62	1/18/17	Tennessee State *	W, 64-59
11/23/16	@ Radford	L, 79-46	1/21/17	@ Belmont *	L, 89-76
11/25/16	@ UNC Asheville	L, 69-57	1/25/17	@ Morehead State *	L, 79-65
11/29/16	@ Winthrop	W, 73-50	1/28/17	Eastern Kentucky *	W, 53-51
12/2/16	@ Cincinnati	L, 60-38	2/1/17	UT Martin *	W, 81-71
12/4/16	Northern Kentucky	W, 55-40	2/4/17	@ Eastern Illinois *	L, 54-46
12/11/16	East Tennessee State	L, 82-76	2/8/17	@ Tennessee State *	W, 72-59
12/14/16	@ IUPUI	L, 77-63	2/11/17	Belmont *	L, 85-66
12/18/16	@ Vanderbilt	L, 89-57	2/18/17	@ Jacksonville State *	L, 57-44
12/21/16	@ Lipscomb	L, 71-69 OT	2/20/17	Morehead State *	L, 81-52
12/29/16	@ Southeast Missouri *	W, 74-63	2/25/17	@ Eastern Kentucky *	L, 78-65
12/31/16	@ SIUE *	L, 60-49	3/2/17	vs. SIUE !	L, 77-69

2017-18

7-22 Overall

4-14 OVC

STARTERS

F - Mackenzie Coleman

F - Asia Harper

G - Yaktavia Hickson

G - Akia Harris

G - Jordan Brock

TOP RESERVES

Kesha Brady, Kentoria Alexander

11/10/17	Tennessee Wesleyan	W, 84-66	1/11/18	Austin Peay *	W, 63-59
11/14/17	@ Middle Tennessee	L, 58-44	1/13/18	Murray State *	L, 72-63
11/17/17	@ East Tennessee State	L, 74-55	1/18/18	@ Eastern Kentucky *	L, 55-53
11/20/17	Radford	L, 60-41	1/20/18	@ Morehead State *	L, 53-51
11/27/17	@ Georgia	L, 56-48	1/25/18	Southeast Missouri *	L, 70-66
12/1/17	@ Wright State	L, 82-59	1/27/18	UT Martin *	L, 67-51
12/3/17	@ Kentucky	L, 82-54	2/1/18	@ SIUE *	L, 65-58
12/7/17	Cumberland (Tenn.)	W, 83-52	2/3/18	@ Eastern Illinois *	W, 60-57
12/10/17	IUPUI	L, 68-54	2/8/18	@ Jacksonville State *	W, 60-58
12/19/17	Winthrop	W, 70-41	2/10/18	Belmont *	L, 68-60
12/21/17	Lipscomb	L, 61-57	2/15/18	@ Austin Peay *	L, 53-52
12/28/17	Morehead State *	L, 74-67	2/17/18	@ Murray State *	L, 80-73
12/30/17	Eastern Kentucky *	L, 76-68	2/22/18	Tennessee State *	W, 68-65
1/4/18	@ Belmont *	L, 78-59	2/24/18	Jacksonville State *	L, 73-59
1/6/18	@ Tennessee State *	L, 76-66			

2018-19

22-11 Overall

12-6 OVC

STARTERS

F - Lacy Cantrell

G - Jordan Brock

G - Kentoria Alexander

G - Abby Buckner

G - Akia Harris

TOP RESERVES

Anacia Wilkinson, Kesha Brady, Mackenzie Coleman

^ - Charleston Southern University Buccaneer Classic

! - Ohio Valley Conference Tournament

< - Women's Basketball Invitational

11/6/18	Cumberland (Tenn.)	W, 88-55	1/24/19	@ Morehead State *	L, 77-56
11/11/18	@ Xavier	L, 70-60	1/26/19	@ Eastern Kentucky *	W, 81-68
11/16/18	Middle Tennessee	W, 68-64	1/31/19	Austin Peay *	L, 72-65
11/19/18	Western Carolina	W, 77-58	2/2/19	Murray State *	W, 74-65
11/24/18	@ Charleston Southern ^	W, 77-55	2/7/19	@ Southeast Missouri *	L, 62-53
11/25/18	vs. Old Dominion ^	L, 80-73	2/9/19	@ UT Martin *	W, 80-76
12/2/18	@ Wichita State	W, 55-45	2/14/19	Jacksonville State *	W, 62-59
12/4/18	@ Arkansas	L, 65-42	2/16/19	Belmont *	L, 99-67
12/18/18	UNC Asheville	W, 60-53	2/21/19	Eastern Kentucky *	W, 77-57
12/21/18	@ Lipscomb	W, 67-52	2/23/19	Morehead State *	L, 73-70
12/29/18	Tennessee Wesleyan	W, 100-58	2/28/19	@ SIUE *	L, 63-61
1/3/19	@ Tennessee State *	W, 69-59	3/2/19	@ Eastern Illinois *	W, 68-51
1/5/19	@ Belmont *	W, 77-72	3/7/19	vs. Austin Peay !	W, 68-57
1/10/19	SIUE *	W, 79-55	3/8/19	vs. Belmont !	L, 62-48
1/12/19	Eastern Illinois *	W, 99-88	3/21/19	Akron <	W, 73-59
1/16/19	Tennessee State *	W, 76-65	3/25/19	@ Campbell <	L, 70-62
1/19/19	@ Jacksonville State *	W, 66-49			

2019-20

17-13 Overall

10-8 OVC

STARTERS

F - Mackenzie Coleman

F - Anacia Wilkinson

G - Kesha Brady

G - Jordan Brock

G - Akia Harris

TOP RESERVES

Abby Buckner, Maaliya Owens, Jada Guinn,

Megan Clark, Taylor Lamb

\$ - South Point Thanksgiving Shootout

! - Ohio Valley Conference Tournament

11/5/19	Cumberland	W, 88-51	1/16/20	@ SIUE *	W, 65-50
11/12/19	Louisiana-Monroe	W, 75-68	1/18/20	@ Eastern Illinois *	W, 75-62
11/16/19	@ Southern Illinois	L, 76-65	1/23/20	Morehead State *	W, 82-75
11/21/19	@ Middle Tennessee	L, 64-58	1/25/20	Eastern Kentucky *	W, 87-82 2OT
11/24/19	@ Samford	W, 72-57	1/30/20	Belmont *	L, 59-47
11/29/19	vs. Northern Illinois \$	L, 82-74	2/1/20	Tennessee State *	W, 88-47
11/30/19	vs. Detroit-Mercy \$	W, 69-47	2/6/20	@ UT Martin *	L, 71-62
12/5/19	@ Vanderbilt	L, 75-61	2/8/20	@ Southeast Missouri *	L, 87-72
12/17/19	@ Western Carolina	W, 62-58	2/13/20	Jacksonville State *	L, 66-50
12/21/19	Lipscomb	W, 78-58	2/15/20	@ Tennessee State *	W, 81-69
12/29/19	Tennessee Wesleyan	W, 94-45	2/20/20	UT Martin *	L, 86-65
1/2/20	@ Eastern Kentucky *	W, 60-42	2/22/20	Southeast Missouri *	L, 72-59
1/4/20	@ Morehead State *	W, 75-55	2/27/20	@ Belmont *	L, 68-52
1/9/20	Austin Peay *	W, 58-49	2/29/20	@ Jacksonville State *	L, 64-61
1/11/20	Murray State *	W, 77-72	3/5/20	vs. Southeast Missouri !	L, 82-81 OT

2020-21

15-10 Overall

12-8 OVC

STARTERS

F - Mackenzie Coleman

F - Anna Jones

G - Kesha Brady

G - Jordan Brock

G - Jada Guinn

TOP RESERVES

Maaliya Owens, Megan Clark, Peyton Carter

! - Ohio Valley Conference Tournament

12/11/20	@ Chattanooga	L, 76-65	1/30/21	Morehead State*	W, 58-49
12/13/20	Jacksonville State*	W, 68-66	2/4/21	@ Southeast Missouri*	L, 59-55
12/16/20	Western Carolina	W, 67-63	2/6/21	@ UT Martin*	W, 77-73
12/20/20	Western Kentucky	W, 73-59	2/11/21	SIUE*	W, 81-42
12/30/20	Southeast Missouri*	L, 79-70	2/13/21	Eastern Illinois*	W, 62-45
1/2/21	@ Eastern Illinois*	W, 72-67	2/18/21	@ Tennessee State*	W, 68-52
1/7/21	@ Morehead State*	L, 65-62	2/20/21	@ Belmont*	L, 73-61
1/9/21	@ Eastern Kentucky*	L, 73-65	2/23/21	Belmont*	L, 77-56
1/16/21	Tennessee State*	W, 83-34	2/25/21	Austin Peay*	W, 62-57
1/21/21	@ Austin Peay*	W, 66-61	2/27/21	Murray State*	L, 68-67
1/23/21	@ Murray State*	W, 75-58	3/4/21	Jacksonville State !	W, 79-64
1/25/21	@ Jacksonville State*	L, 69-58	3/5/21	UT Martin !	L, 69-56
1/28/21	Eastern Kentucky*	W, 74-58			

2021-22

21-11 Overall

14-4 OVC

STARTERS

F - Mackenzie Coleman

F - Anna Jones

G - Kesha Brady

G - Megan Clark

G - Jada Guinn

TOP RESERVES

Peyton Carter, Maaliya Owens, Anna Walker

! - Ohio Valley Conference Tournament

- San Juan Shootout (San Juan, Puerto Rico)

\$ - WNIT

11/9/21	Bethel	W, 85-46	1/22/22	@ Belmont*	W, 57-55
11/13/21	Chattanooga	W, 85-58	1/24/22	Eastern Illinois*	W, 65-60
11/18/21	@ Vanderbilt	L, 75-55	1/29/22	Austin Peay*	W, 59-56
11/22/21	Middle Tennessee	L, 65-47	1/31/22	@ UT Martin*	W, 67-56
11/26/21	vs. No. 25 FGCU #	L, 81-69	2/3/22	@ Morehead State*	W, 87-69
11/27/21	vs. New Mexico State #	L, 66-54	2/5/22	Belmont *	L, 58-49
12/1/21	@ No. 11 Tennessee	L, 76-48	2/10/22	@ Eastern Illinois*	W, 65-56
12/5/21	@ Western Kentucky	W, 76-72	2/12/22	@ SIUE*	W, 68-64
12/9/21	@ Western Carolina	W, 67-50	2/17/22	Southeast Missouri*	W, 65-55
12/16/21	Tennessee Wesleyan	W, 84-34	2/19/22	@ Austin Peay*	L, 71-61
12/30/21	@ Tennessee State*	L, 96-93 OT	2/24/22	Tennessee State*	W, 75-49
1/1/22	@ Murray State*	W, 65-62	2/16/22	UT Martin*	W, 61-51
1/6/22	Morehead State*	W, 78-48	3/4/22	vs. Murray State !	W, 68-62
1/8/22	Murray State*	L, 70-45	3/5/22	vs. Belmont !	L, 51-29
1/13/22	@ Southeast Missouri*	W, 75-58	3/17/22	@ SMU \$	W, 73-62
1/20/22	SIUE*	W, 75-60	3/20/22	@ Houston \$	L, 63-55



2022-23

1-0 Overall

0-0 OVC

STARTERS

G - Jordan Brock

F - Anna Walker

G - Reagan Hurst

G - Maaliya Owens

G - Jada Guinn

TOP RESERVES

Peyton Carter, Cayla Cowart, Reghan Grimes,
Ansley Hall, Kiera Hill

11/8/22

Ball State

W, 68-63

! - Ohio Valley Conference Tournament



ON THE BENCH



ALLISON CLARK

Assistant Coach | Tennessee Tech, 2002

- 11th season with the Golden Eagle coaching staff, sixth under Kim Rosamond
- Also spent five season at Middle Tennessee and two as the head coach at her prep alma mater, Shelbyville Central (Tenn.)
- Three-year letterwinner at Tennessee Tech, where she owns the record for career 3-pointers made and is second in 3-point percentage
- Inducted into the Tennessee Tech Sports Hall of Fame in 2016



MELANIE WALLS

Assistant Coach | Georgia College & State University, 1996

- Seventh season at Tech, 16th season as an assistant coach on the Division I level
- Primarily focuses on offense, while also overseeing player development, opponent scouting and scheduling
- Previously worked at the Gatewood School in Eatonton, Ga., for eight seasons
- Had Division I stops at Alabama and Middle Tennessee
- Led Tech to a WBCA Academic Top 25 spot this past season



JASMINE CINCORE

Assistant Coach | Nebraska, 2018

- First year on Coach Rosamond's staff
- Was previously an assistant coach at Eastern Illinois
- Was a two-time TSSAA Miss Basketball in 2013 and 2014 at Briarcrest Christian
- Was an exceptional student-athlete at Nebraska



BRI ELLIS

Director of Operations | Missouri State, 2021

- First year on Coach Rosamond's staff
- Played for Tennessee women's basketball head coach Kellie Harper
- Made two NCAA Sweet 16 appearances in 2019 and 2021
- Also served as an assistant director of athletics development at Missouri State





1

CAYLA COWART

FR. | G | 5-9 | GAINESVILLE, GA. | WEST FORSYTH HS



HIGH SCHOOL

A standout at West Forsyth High School, Cowart scored 1,551 points in her career -- the second-most in program history -- while also setting a school record with 364 career assists along with 708 rebounds ... Cowart's squad reached the Georgia state tournament all four years in both basketball and volleyball, reaching the Sweet 16 in basketball as a senior and the Final Four in volleyball as a freshman ... was named second-team all-state as a junior and senior ... twice named Player of the Year by the Forsyth County News and was twice an Athlete of the Year nominee ... saw her numbers improve as a sophomore as she posted an average of 19.3 points, 7.2 rebounds, 4.0 assists and 3.5 steals per game as a junior ... followed that pace as a senior, averaging 16.4 points, 7.1 rebounds, 4.4 assists and 2.7 steals per game with 24 blocks.

NOTES

CAREER HIGHS

POINTS

7, vs. Ball State (11/7/22)

REBOUNDS

4, vs. Ball State (11/7/22)

ASSISTS

3, vs. Ball State (11/7/22)

STEALS

1, vs. Ball State (11/7/22)

BLOCKED SHOTS

N/A

MINUTES

15:34, vs. Ball State (11/7/22)

FIELD GOALS MADE

2, vs. Ball State (11/7/22)

FIELD GOALS ATTEMPTED

2, vs. Ball State (11/7/22)

3-POINT FIELD GOALS MADE

N/A

3-POINT FIELD GOALS ATTEMPTED

N/A

FREE THROWS MADE

3, vs. Ball State (11/7/22)

FREE THROWS ATTEMPTED

3, vs. Ball State (11/7/22)

2022-23 GAME-BY-GAME

DATE	OPPONENT	GS	MIN	FG-FGA	PCT	3FG-FGA	PCT	FT-FTA	PCT	OR	DR	TR	PF	A	TO	STL	BLK	PTS
11/7/22	BALL STATE		15:34	2-2	1.000	0-0	.000	3-3	1.000	2	2	4	2	3	2	1	0	7

CAREER STATS

				Field Goals		3-Point		F-Throws		Rebounds									Scoring	
SEASON	TEAM	GP-GS	MIN/AVG	FG-FGA	FG%	3FG-3FGA	3FG%	FT-FTA	FT%	OFF	DEF	TOT	AVG	PF-FO	A	TO	BLK	STL	PTS	AVG
2022-23	TNTech	1-0	16/15.6	2-2	1.000	0-0	.000	3-3	1.000	2	2	4	4.0	2-0	3	2	0	1	7	7.0
TOTAL		1-0	16/15.6	2-2	1.000	0-0	.000	3-3	1.000	2	2	4	4.0	2-0	3	2	0	1	7	7.0

2

JORDAN BROCK

GR. | G | 5-7 | HARLAN, KY. | HARLAN HS



CAREER HIGHS

POINTS

33, vs. Eastern Illinois (1/12/19)

REBOUNDS

6, at Charleston Southern (11/24/18)

6, vs. Winthrop (12/19/17)

ASSISTS

6, vs. three opponents

Last: vs. SEMO (3/5/20)

STEALS

4, vs. Jacksonville State (2/14/19)

BLOCKED SHOTS

2, vs. Morehead State (1/23/20)

MINUTES

40, at Morehead State (1/20/18)

FIELD GOALS MADE

13, vs. Murray State (2/27/21)

FIELD GOALS ATTEMPTED

25, vs. Murray State (2/27/21)

3-POINT FIELD GOALS MADE

8, vs. Eastern Illinois (1/12/19)

8, at UT Martin (2/6/21)

3-POINT FIELD GOALS ATTEMPTED

15, vs. Eastern Illinois (1/12/19)

FREE THROWS MADE

8, at Eastern Kentucky (1/26/19)

8, vs. Austin Peay (1/11/18)

FREE THROWS ATTEMPTED

12, vs. Austin Peay (1/11/18)

PRESEASON ALL-OHIO VALLEY CONFERENCE

2020-21

Became Tennessee Tech's all-time leading 3-point shooter, breaking Allison Clark's previous record of 225 made treys on Jan. 7, 2021, at Morehead State ... had three 30-point contests in the 2020-21 campaign, including a 32-point day -- one shy of tying her career scoring mark of 33 -- in the victory at UT Martin to break the Skyhawks' 19-game home OVC winning streak ... Brock did tie her career-high in 3-pointers made in the victory with eight (2/6/21) ... played and started all 25 games, seeing action for 790:16 of the total 1,000 minutes played ... set a career-high in field goals made (13) and attempted (25) in the loss to Murray State (2/27/21) ... for the season, averaged 11.8 points, 2.2 rebounds, 2.2 assists and 0.9 steals per game ... shot .387 from the field, .347 from 3-point range and .849 from the free-throw line ... was a second-team All-Ohio Valley Conference selection ... enters her final campaign with the Golden Eagles with 1,305 career points -- the 17th most in program history -- and a program-best 267 3-pointers made in 724 attempts (.369) ... received extra year of eligibility from COVID-19 pandemic ... missed 2021-22 season with a medical redshirt (knee).

NOTES

- Stands at 1,321 career points and moved into 19th all-time in Tennessee Tech scoring history.
- Is currently 18th in program history in scoring average (11.2 ppg).
- Holds the program record for career 3-point field goals with 269, passing current Tech assistant coach Allison Clark with 225.
- Has attempted the most 3-point shots in program history with 731.
- Made a career-high 13-of-25 shots against Murray State (2/27/21)
- Had three 30-point games in 2020-21, six in her career

2022-23 GAME-BY-GAME

DATE	OPPONENT	GS	MIN	FG-FGA	PCT	3FG-FGA	PCT	FT-FTA	PCT	OR	DR	TR	PF	A	TO	STL	BLK	PTS
11/7/21	BALL STATE	*	33:05	4-13	.308	2-7	.286	6-6	1.000	0	2	2	3	3	2	0	0	16

CAREER STATS

				Field Goals		3-Point		F-Throws		Rebounds								Scoring		
SEASON	TEAM	GP-GS	MIN/AVG	FG-FGA	FG%	3FG-3FGA	3FG%	FT-FTA	FT%	OFF	DEF	TOT	AVG	PF-FO	A	TO	BLK	STL	PTS	AVG
2017-18	TNTech	29-20	841/29.0	100-284	.352	68-190	.358	61-76	.803	4	60	64	2.2	48-2	41	66	1	24	329	11.3
2018-19	TNTech	33-33	982/29.8	117-312	.375	79-207	.382	66-76	.868	2	47	49	1.5	59-1	61	61	2	24	379	11.5
2019-20	TNTech	30-30	797/26.6	98-240	.408	68-177	.384	38-52	.731	6	32	38	1.3	49-1	54	43	3	15	302	10.1
2020-21	TNTech	25-25	790/31.6	99-256	.387	52-150	.347	45-53	.849	7	47	54	2.2	41-0	54	45	3	22	295	11.8
2022-23	TNTech	1-1	33/33.1	4-13	.308	2-7	.286	6-6	1.000	0	2	2	2.0	3-0	3	2	0	0	16	16.0
TOTAL		118-109	3443/29.2	418-1105	.378	269-731	.368	216-263	.821	19	188	207	1.8	200-4	213	217	9	85	1321	11.2



3

JENNIFER SULLIVAN

FR. | G | 5-8 | KNOXVILLE, TENN. | BEARDEN HS



HIGH SCHOOL

A highly-decorated player in her career, Sullivan was the TSSAA Class 4A Miss Basketball in 2022, leading her Bearden squad to a Class 4A state championship with an average of 15.3 points, 5.4 rebounds, 4.6 assists and 2.6 steals per game ... finished her prep career with over 2,300 points, 500 rebounds, 400 assists and 250 steals ... was the all-time leading scorer at The King's Academy before transferring to Bearden ... was named all-district four times, all-region three times, all-state twice ... was named Player of the Year by the Knoxville News-Sentinel's PrepXtra and by 5-Star Preps, while also earning the honor at the Knoxville Sports Awards ... won three district title, three region championships and made three state tournament appearances before winning in 2022.

NOTES

CAREER HIGHS

POINTS

N/A

REBOUNDS

N/A

ASSISTS

N/A

STEALS

N/A

BLOCKED SHOTS

N/A

MINUTES

N/A

FIELD GOALS MADE

N/A

FIELD GOALS ATTEMPTED

N/A

3-POINT FIELD GOALS MADE

N/A

3-POINT FIELD GOALS
ATTEMPTED

N/A

FREE THROWS MADE

N/A

FREE THROWS ATTEMPTED

N/A

2022-23 GAME-BY-GAME

DATE	OPPONENT	GS	MIN	FG-FGA	PCT	3FG-FGA	PCT	FT-FTA	PCT	OR	DR	TR	PF	A	TO	STL	BLK	PTS
11/7/22	BALL STATE		DNP															

CAREER STATS

4

ANNA WALKER

JR. | F | 6-0 | CLEVELAND, TENN. | CHATTANOOGA



PRESEASON ALL-OHIO VALLEY CONFERENCE

2021-22

Walker had a great first season with the Golden Eagles, averaging 8.5 points and 4.0 rebounds as she played in all 32 games, starting in eight ... shot .458 (99-of-216) from the field, .371 (26-for-70) from 3-point range and .787 (48-of-61) from the charity stripe ... set new career highs in scoring with 22 points against Bethel (11/9/21), rebounds with 13 at SIUE (2/12/22), assists with five against UT Martin (2/26/22), steals with two against previous team Chattanooga (11/13/21) ... had three blocked shots against both Tennessee Wesleyan (12/16/21) and UT Martin (1/31/22) ... played a career-best 35:01 against Murray State in the Ohio Valley Conference semifinal (3/4/22) ... made a career-best nine shots against Morehead State (1/6/22) ... was 6-for-6 at the line at Austin Peay (2/19/22).

NOTES

- uncle Brad Walker played basketball at Tennessee Tech for head coach Jeff Lebo between 1999 and 2002.
- Made her first career start on 1/1/22 at Murray State
- Recorded her first career double-double on 2/25/22 vs. Tennessee State

CAREER HIGHS

POINTS

22, vs. Bethel (11/9/21)

REBOUNDS

13, at SIUE (2/12/22)

ASSISTS

5, vs. UT Martin (2/26/22)

STEALS

2, vs. Chattanooga (11/13/21)

BLOCKED SHOTS

3, vs. Tennessee Wesleyan (12/16/21)

3, at UT Martin (1/31/22)

MINUTES

35:01, vs. Murray State (3/4/22)

FIELD GOALS MADE

9, vs. Morehead State (1/6/22)

FIELD GOALS ATTEMPTED

15, vs. Morehead State (1/6/22)

3-POINT FIELD GOALS MADE

4, vs. Western Carolina (2/11/21)*

3-POINT FIELD GOALS ATTEMPTED

7, at Wofford (2/6/21)*

FREE THROWS MADE

6, at Austin Peay (2/19/22)

FREE THROWS ATTEMPTED

6, at SIUE (2/12/22)

6, at Austin Peay (2/19/22)

* - at Chattanooga

2022-23 GAME-BY-GAME

DATE	OPPONENT	GS	MIN	FG-FGA	PCT	3FG-FGA	PCT	FT-FTA	PCT	OR	DR	TR	PF	A	TO	STL	BLK	PTS
11/7/22	BALL STATE	*	14:38	2-6	.333	0-2	.000	0-0	.000	0	1	1	5	0	1	1	0	4

CAREER STATS

				Field Goals		3-Point		F-Throws		Rebounds										Scoring	
SEASON	TEAM	GP-GS	MIN/AVG	FG-FGA	FG%	3FG-3FGA	3FG%	FT-FTA	FT%	OFF	DEF	TOT	AVG	PF-FO	A	TO	BLK	STL	PTS	AVG	
2020-21	UTC	20-0	221/11.0	22-59	.373	9-24	.375	18-21	.857	16	29	45	2.3	18-0	7	11	5	2	71	3.6	
2021-22	TNTech	32-8	690/21.6	99-216	.458	26-70	.371	48-61	.787	62	67	129	4.0	74-2	41	46	26	13	272	8.5	
2022-23	TNTech	1-1	15/14.6	2-6	.333	0-2	.000	0-0	.000	0	1	1	1.0	5-1	0	1	0	1	4	4.0	
TOTAL FOR TNTech		33-9	704/21.3	101-222	.455	26-72	.361	48-61	.787	62	68	130	3.9	79-3	41	47	26	14	276	8.4	
TOTAL		53-9	925/17.5	123-281	.438	35-96	.365	66-82	.805	78	97	175	3.3	97-3	48	58	31	16	347	6.5	



10 | REAGAN HURST

R-FR. | G | 5-10 | BLOOMINGTON SPRINGS, TENN. | UPPERMAN HS



HIGH SCHOOL

A highly decorated player in Tech's backyard, Hurst helped lead Upperman High School to a Class AA state championship and a 37-0 record in the 2017-18 campaign, claiming three regular-season District 8-AA titles, two district tournament crowns and a Region 4-AA championship. She ended her Baxter career with averages of 15.4 ppg, 3.7 rpg, 2.2 apg, 2.1 spg, as well as shooting percentages of 51.4 from the floor, 31.6 from long-range and 68.6 at the free-throw line. As a senior, Hurst averaged 18.8 points, 4.2 rebounds, 2.0 assists, 1.1 block and 2.2 steals per game as she shot 53.8 percent from the field, 31.8 beyond the arc and 76.3 at the stripe as she earned TSSAA Class AA Miss Basketball honors. In Upperman history, Hurst became the fifth 2,000-point scorer in the program's record book on Feb. 24, 2021, joining Sheri Lewis, Emily Christian, Lashay Davis and Akira Levy in that elite company -- the first four also suiting up in the Purple and Gold of Tennessee Tech in their collegiate careers.

A multi-sport athlete -- playing basketball for Tech Sports Hall of Famer Dana McWilliams and softball for Dustin Williams, a former Golden Eagle football player -- Hurst came away with a treasure trove of awards and honors over the course of her four-year prep career. In her final season alone, she was the District 8-AA regular-season and tournament MVP, as well as recognition on the all-district defensive team and region all-tournament team. She was also named to the Tennessee Sports Writers Association's All-State team and the Nashville Tennessean's All-Midstate team. She was also a nominee for the prestigious McDonald's All-American program. In softball, she was named the District 8-AA regular-season and tournament MVP, while also earning all-state honors from the Tennessee Softball Coaches Association.

NOTES

-- Mother, Carrie, played volleyball from 1992 to 1995 at Tech, while father, Mike, was a member of the Golden Eagle baseball team from 1994 to 1996.

-- Redshirted the 2021-22 campaign

-- Started exhibition contest vs. Stephens

-- Scored 16 points in her regular-season debut against Ball State, starting the game and playing 26:46.

CAREER HIGHS

POINTS

16, vs. Ball State (11/7/22)

REBOUNDS

2, vs. Ball State (11/7/22)

ASSISTS

1, vs. Ball State (11/7/22)

STEALS

3, vs. Ball State (11/7/22)

BLOCKED SHOTS

N/A

MINUTES

26:46, vs. Ball State (11/7/22)

FIELD GOALS MADE

4, vs. Ball State (11/7/22)

FIELD GOALS ATTEMPTED

10, vs. Ball State (11/7/22)

3-POINT FIELD GOALS MADE

1, vs. Ball State (11/7/22)

3-POINT FIELD GOALS ATTEMPTED

2, vs. Ball State (11/7/22)

FREE THROWS MADE

7, vs. Ball State (11/7/22)

FREE THROWS ATTEMPTED

9, vs. Ball State (11/7/22)

2022-23 GAME-BY-GAME

DATE	OPPONENT	GS	MIN	FG-FGA	PCT	3FG-FGA	PCT	FT-FTA	PCT	OR	DR	TR	PF	A	TO	STL	BLK	PTS
11/7/22	BALL STATE	*	26:46	4-10	.400	1-2	.500	7-9	.778	0	2	2	2	1	1	3	0	16

CAREER STATS

SEASON	TEAM	GP-GS		MIN/AVG		Field Goals		3-Point		F-Throws		Rebounds				Scoring			
						FG-FGA	FG%	3FG-FGA	3FG%	FT-FTA	FT%	OFF	DEF	TOT	AVG	PF-FO	A	TO	BLK
2022-23	TNTech	1-1		27/26.8		4-10	.400	1-2	.500	7-9	.778	0	2	2	2.0	2-0	1	1	0
TOTAL		1-1		27/26.8		4-10	.400	1-2	.500	7-9	.778	0	2	2	2.0	2-0	1	1	0

11

MAALIYA OWENS

SR. | G | 5-9 | GEORGETOWN, KY. | SCOTT CO. HS



2021-22

Played in all 32 games, starting one ... averaged 6.9 points and 2.5 rebounds per game, while shooting .324 (73-for-225) from the field, .279 (36-for-129) from 3-point range and .816 (40-of-49) from the free-throw line ... scored season-high 15 points twice against Chattanooga (11/13/21) and UT Martin (2/26/22) ... had a season-high seven rebounds at Tennessee State (12/30/21) ... had nine games with double-digit scoring.

NOTES

CAREER HIGHS

POINTS

19, vs. SIUE (2/11/21)

REBOUNDS

8, vs. Murray State (2/27/21)

ASSISTS

5, vs. Murray State (2/27/21)

5, vs. Western Kentucky (12/5/21)

STEALS

3, vs. Cumberland [Tenn.] (11/5/19)

BLOCKED SHOTS

2, vs. five opponents

Last: vs. Tennessee State (2/24/22)

MINUTES

40:38, at Tennessee State (12/30/21)

FIELD GOALS MADE

7, vs. SIUE (2/11/21)

FIELD GOALS ATTEMPTED

15, vs. SIUE (2/11/21)

3-POINT FIELD GOALS MADE

5, vs. SIUE (2/11/21)

3-POINT FIELD GOALS ATTEMPTED

12, vs. SIUE (2/11/21)

FREE THROWS MADE

6, vs. Eastern Illinois (1/24/22)

FREE THROWS ATTEMPTED

7, vs. Austin Peay (1/29/22)

2022-23 GAME-BY-GAME

DATE	OPPONENT	GS	MIN	FG-FGA	PCT	3FG-FGA	PCT	FT-FTA	PCT	OR	DR	TR	PF	A	TO	STL	BLK	PTS
11/7/22	BALL STATE	*	27:27	3-8	.375	1-3	.333	1-1	1.000	0	2	2	1	2	3	0	0	8

CAREER STATS

				Field Goals		3-Point		F-Throws		Rebounds											Scoring	
SEASON	TEAM	GP-GS	MIN/AVG	FG-FGA	FG%	3FG-FGA	3FG%	FT-FTA	FT%	OFF	DEF	TOT	AVG	PF-FO	A	TO	BLK	STL	PTS	AVG		
2019-20	TNTech	30-1	444/14.8	67-182	.368	42-120	.350	17-26	.654	16	39	55	1.8	23-0	30	24	4	12	193	6.4		
2020-21	TNTech	25-0	422/16.9	52-171	.304	29-114	.254	12-16	.750	9	34	43	1.7	20-0	23	23	4	13	145	5.8		
2021-22	TNTech	32-1	643/20.1	73-225	.324	36-129	.279	40-49	.816	23	57	80	2.5	31-0	29	37	10	11	222	6.9		
2022-23	TNTech	1-1	27/27.5	3-8	.375	1-3	.333	1-1	1.000	0	2	2	2.0	1-0	2	3	0	0	8	8.0		
TOTAL		88-3	1537/17.5	195-586	.333	108-366	.295	70-92	.761	48	132	180	2.0	75-0	84	87	18	36	568	6.5		



13

ANSLEY HALL

JR. | G | 5-7 | WATKINSVILLE, GA. | NORTH OCONEE HS



2021-22

Played in 30 games for the Golden Eagles ... averaged 8.8 minutes per game ... averaged 1.2 points and 0.9 rebounds per game ... was 11-for-18 (.611) from the free-throw line ... scored a career-high eight points at Southeast Missouri (1/13/22) ... had a career-high six rebounds against Tennessee Wesleyan (12/16/21) ... also had seven points against Tennessee Wesleyan (12/16/21) ... shot .243 (9-for-37) from the field, .300 (6-for-20) from 3-point range.

NOTES

CAREER HIGHS

POINTS

8, at Southeast Missouri (1/13/22)

REBOUNDS

6, vs. Tennessee Wesleyan (12/16/21)

ASSISTS

4, vs. Tennessee State (1/16/21)

4, vs. SIUE (2/11/21)

STEALS

2, vs. three opponents

Last: vs. Tenn. Wesleyan (12/16/21)

BLOCKED SHOTS

2, at Eastern Illinois (1/2/21)

MINUTES

21:36, vs. Tennessee State (1/16/21)

FIELD GOALS MADE

3, vs. Tennessee Wesleyan (12/16/21)

FIELD GOALS ATTEMPTED

6, vs. Tennessee Wesleyan (12/16/21)

3-POINT FIELD GOALS MADE

2, at Southeast Missouri (1/13/22)

3-POINT FIELD GOALS ATTEMPTED

3, at Southeast Missouri (1/13/22)

FREE THROWS MADE

3, vs. Chattanooga (11/13/21)

FREE THROWS ATTEMPTED

4, vs. Chattanooga (11/13/21)

2022-23 GAME-BY-GAME

DATE	OPPONENT	GS	MIN	FG-FGA	PCT	3FG-FGA	PCT	FT-FTA	PCT	OR	DR	TR	PF	A	TO	STL	BLK	PTS
11/7/22	BALL STATE		1:55	0-0	.000	0-0	.000	0-0	.000	0	1	1	1	0	1	0	0	0

CAREER STATS

				Field Goals		3-Point		F-Throws		Rebounds										Scoring	
SEASON	TEAM	GP-GS	MIN/AVG	FG-FGA	FG%	3FG-3FGA	3FG%	FT-FTA	FT%	OFF	DEF	TOT	AVG	PF-FO	A	TO	BLK	STL	PTS	AVG	
2020-21	TNTech	16-0	95/5.9	3-11	.273	1-7	.143	3-6	.500	0	11	11	0.7	14-0	13	13	2	2	10	0.6	
2021-22	TNTech	30-0	264/8.8	9-37	.243	6-20	.300	11-18	.611	2	26	28	0.9	18-0	32	25	3	13	35	1.2	
2022-23	TNTech	1-0	2/1.9	0-0	.000	0-0	.000	0-0	.000	0	1	1	1.0	1-0	0	1	0	0	0	0.0	
TOTAL		47-0	361/7.7	12-48	.250	7-27	.259	14-24	.583	2	38	40	0.9	33-0	45	39	5	15	45	1.0	

14

HARLEY PAYNTER

SO. | G | 5-8 | GRAYSON, KY. | BOYD CO. HS



2021-22

Paynter played in seven games for the Golden Eagles ... averaged 1.7 points and 1.1 rebounds ... had a career-high six points against Tennessee Wesleyan (12/16/21) ... had a career-high three rebounds against Bethel (11/9/21) ... shot .286 (4-for-14) from the floor, .200 (2-for-10) from 3-point range, 1.000 (2-for-2) from the free-throw line.

NOTES

-- Made first appearance vs. Bethel (11/9/21)

CAREER HIGHS

POINTS

8, vs. Tennessee Wesleyan (12/16/21)

REBOUNDS

3, vs. Bethel (11/9/21)

ASSISTS

2, vs. Tennessee Wesleyan (12/16/21)

STEALS

3, vs. Tennessee Wesleyan (12/16/21)

BLOCKED SHOTS

N/A

MINUTES

13:39, vs. Tenn. Wesleyan (12/16/21)

FIELD GOALS MADE

3, vs. Tennessee Wesleyan (12/16/21)

FIELD GOALS ATTEMPTED

5, vs. Tennessee Wesleyan (12/16/21)

3-POINT FIELD GOALS MADE

2, vs. Tennessee Wesleyan (12/16/21)

3-POINT FIELD GOALS ATTEMPTED

4, vs. Tennessee Wesleyan (12/16/21)

FREE THROWS MADE

2, at Morehead State (2/3/22)

FREE THROWS ATTEMPTED

2, at Morehead State (2/3/22)

2022-23 GAME-BY-GAME

DATE	OPPONENT	GS	MIN	FG-FGA	PCT	3FG-FGA	PCT	FT-FTA	PCT	OR	DR	TR	PF	A	TO	STL	BLK	PTS
11/7/22	BALL STATE		DNP															

CAREER STATS

				Field Goals		3-Point		F-Throws		Rebounds								Scoring		
SEASON	TEAM	GP-GS	MIN/AVG	FG-FGA	FG%	3FG-FGA	3FG%	FT-FTA	FT%	OFF	DEF	TOT	AVG	PF-FO	A	TO	BLK	STL	PTS	AVG
2021-22	TNTech	7-0	41/5.9	4-14	.286	2-10	.200	2-2	1.000	3	5	8	1.1	2-0	2	2	0	7	12	1.7
TOTAL		7-0	41/5.9	4-14	.286	2-10	.200	2-2	1.000	3	5	8	1.1	2-0	2	2	0	7	12	1.7



22

PEYTON CARTER

JR. | G | 5-8 | ABINGDON, VA. | ABINGDON HS



2021-22

Played in 31 of the team's 32 games, starting 15 ... averaged 17.7 minutes a game ... averaged 3.4 points and 2.5 rebounds ... shot .314 (33-for-105) from the floor, .297 (19-for-64) from 3-point range and .606 (20-for-33) from the charity stripe ... also had 43 assists, three blocks and 14 steals ... scored a career-high 13 points in victory at Belmont (1/22/22) ... pulled down a career-high 10 rebounds and had four steals against Tennessee Wesleyan (12/16/21) ... saw a career-high 34:13 of action against Murray State (1/1/22).

NOTES

- Had a +13 rating in her first game and +11 in her second
- Recorded five career highs in the Tennessee State game (1/16/21), including rebounds, assists, minutes played, free throws made and free throws attempted
- Collected her first career double-double vs. Tennessee Wesleyan (12/16/21)
- Made her first start 1/1/22 at Murray State

CAREER HIGHS

POINTS

13, at Belmont (1/22/22)

REBOUNDS

10, vs. Tenn. Wesleyan (12/16/21)

ASSISTS

6, vs. Tennessee State (1/16/21)

6, at Southeast Missouri (1/13/22)

STEALS

4, vs. Tennessee Wesleyan (12/16/21)

BLOCKED SHOTS

1, vs. three opponents

Last: at Murray State (1/1/22)

MINUTES

34:13, at Murray State (1/1/22)

FIELD GOALS MADE

4, vs. Tennessee Wesleyan (12/16/21)

4, at Belmont (1/22/22)

FIELD GOALS ATTEMPTED

8, vs. Western Kentucky (12/20/20)

8, vs. Bethel (11/9/21)

3-POINT FIELD GOALS MADE

4, at Belmont (1/22/22)

3-POINT FIELD GOALS ATTEMPTED

6, vs. Western Kentucky (12/20/20)

6, vs. Murray State (1/8/22)

FREE THROWS MADE

4, vs. Bethel (11/9/21)

4, vs. Southeast Missouri (2/17/22)

FREE THROWS ATTEMPTED

6, vs. Bethel (11/9/21)

2022-23 GAME-BY-GAME

DATE	OPPONENT	GS	MIN	FG-FGA	PCT	3FG-FGA	PCT	FT-FTA	PCT	OR	DR	TR	PF	A	TO	STL	BLK	PTS
11/7/22	BALL STATE		23:51	2-4	.500	2-3	.667	3-4	.750	1	2	3	2	0	0	0	0	9

CAREER STATS

				Field Goals		3-Point		F-Throws		Rebounds										Scoring	
SEASON	TEAM	GP-GS	MIN/AVG	FG-FGA	FG%	3FG-3FGA	3FG%	FT-FTA	FT%	OFF	DEF	TOT	AVG	PF-FO	A	TO	BLK	STL	PTS	AVG	
2020-21	TNTech	17-0	176/10.4	15-44	.341	10-33	.303	6-13	.462	8	16	24	1.4	21-0	21	13	1	10	46	2.7	
2021-22	TNTech	31-15	549/17.7	33-105	.314	19-64	.297	20-33	.606	18	58	76	2.5	44-0	43	29	3	14	105	3.4	
2022-23	TNTech	1-0	24/23.9	2-4	.500	2-3	.667	3-4	.750	1	2	3	3.0	2-0	0	0	0	0	9	9.0	
TOTAL		49-15	749/15.3	50-153	.327	31-100	.310	29-50	.580	27	76	103	2.1	67-0	64	42	4	24	160	3.3	

24

JADA GUINN

SR. | G | 5-8 | OAK RIDGE, TENN. | OAK RIDGE HS

PRESEASON ALL-OHIO VALLEY CONFERENCE

2021-22

Played in all 32 games, starting 31 ... averaged 31.5 minutes per game ... scored 285 points and collected 178 rebounds, averaging 8.9 points and 5.6 rebounds per game ... had 10 games with double-digit scoring ... set new career-highs in scoring and rebounds with 20 points and 14 boards at Murray State (1/1/22) ... had two double-doubles -- 1/1/22 at Murray State and 2/26/22 vs. UT Martin ... played a career-most 39:12 against Murray State in the OVC semifinal ... attempted a career-most 13 field goals against FGCU (11/26/21) ... set a career-best 9-for-9 at the free-throw line against SIUE (1/20/22).

NOTES

-- Has three career double-doubles, last 2/26/22 vs. UT Martin



CAREER HIGHS

POINTS

20, at Murray State (1/1/22)

REBOUNDS

14, at Murray State (1/1/22)

ASSISTS

8, vs. Chattanooga (11/13/21)

STEALS

5, at Southeast Missouri (2/5/21)

5, vs. UT Martin (3/5/21)

BLOCKED SHOTS

3, vs. Austin Peay (1/9/20)

3, at Eastern Illinois (1/2/21)

MINUTES

39:12, vs. Murray State (3/4/22)

FIELD GOALS MADE

8, at Murray State (1/1/22)

FIELD GOALS ATTEMPTED

13, vs. FGCU (11/26/21)

3-POINT FIELD GOALS MADE

2, vs. Eastern Illinois (2/13/21)

3-POINT FIELD GOALS ATTEMPTED

3, at Belmont (2/27/20)

3, vs. Eastern Illinois (2/13/21)

FREE THROWS MADE

9, vs. SIUE (1/20/22)

FREE THROWS ATTEMPTED

9, vs. four opponents

Last: vs. Austin Peay (1/29/22)

2022-23 GAME-BY-GAME

DATE	OPPONENT	GS	MIN	FG-FGA	PCT	3FG-FGA	PCT	FT-FTA	PCT	OR	DR	TR	PF	A	TO	STL	BLK	PTS
11/7/22	BALL STATE	*	19:02	0-4	.000	0-0	.000	0-0	.000	2	0	2	5	3	0	1	0	0

CAREER STATS

				Field Goals		3-Point		F-Throws		Rebounds											Scoring	
SEASON	TEAM	GP-GS	MIN/AVG	FG-FGA	FG%	3FG-FGA	3FG%	FT-FTA	FT%	OFF	DEF	TOT	AVG	PF-FO	A	TO	BLK	STL	PTS	AVG		
2019-20	TNTech	30-1	523/17.4	50-123	.407	0-6	.000	29-44	.659	41	80	121	4.0	34-1	54	43	7	25	129	4.3		
2020-21	TNTech	25-25	776/31.1	89-164	.543	4-15	.267	36-51	.706	42	114	156	6.2	52-0	90	69	15	48	218	8.7		
2021-22	TNTech	32-31	1009/31.5	104-214	.486	0-5	.000	77-130	.592	56	122	178	5.6	65-0	121	85	18	46	285	8.9		
2022-23	TNTech	1-1	19/19.0	0-4	.000	0-0	.000	0-0	.000	2	0	2	2.0	5-1	3	0	0	1	0	0.0		
TOTAL		88-58	2328/26.4	243-505	.481	4-26	.154	142-225	.631	141	316	457	5.2	156-2	268	197	40	120	632	7.2		



30

KIERA HILL

JR. | F | 5-11 | TRENTON, TENN. | WALTERS STATE CC



CAREER HIGHS

POINTS

N/A

REBOUNDS

6, vs. Ball State (11/7/22)

ASSISTS

N/A

STEALS

2, vs. Ball State (11/7/22)

BLOCKED SHOTS

N/A

MINUTES

15:42, vs. Ball State (11/7/22)

FIELD GOALS MADE

N/A

FIELD GOALS ATTEMPTED

4, vs. Ball State (11/7/22)

3-POINT FIELD GOALS MADE

N/A

3-POINT FIELD GOALS ATTEMPTED

N/A

FREE THROWS MADE

N/A

FREE THROWS ATTEMPTED

N/A

AT WALTERS STATE

Hill had a tremendous career at Walters State, scoring 731 career points and bringing down 426 rebounds across three seasons, including a shortened season for the COVID-19 pandemic. In 2021-22, Hill was named a NJCAA All-American second team as she averaged 18.9 points and 9.7 rebounds, while also earning NJCAA Region 7 Tournament MVP ... Hill was named TCCAA Offensive Player of the Year, TCCAA Player of the Year and TCCAA first-team All-Conference ... led Walters State to conference championships in 2020, 2021 and 2022, while taking region championships in 2021 and 2022.

NOTES

-- is assigned number 42, but due to a uniform issue, Hill will be wearing 30 until the corrected uniform arrives.

2022-23 GAME-BY-GAME

DATE	OPPONENT	GS	MIN	FG-FGA	PCT	3FG-FGA	PCT	FT-FTA	PCT	OR	DR	TR	PF	A	TO	STL	BLK	PTS
11/7/22	BALL STATE		15:42	0-4	.000	0-0	.000	0-0	.000	0	6	6	2	0	0	2	0	0

CAREER STATS

				Field Goals		3-Point		F-Throws		Rebounds								Scoring		
SEASON	TEAM	GP-GS	MIN/AVG	FG-FGA	FG%	3FG-FGA	3FG%	FT-FTA	FT%	OFF	DEF	TOT	AVG	PF-FO	A	TO	BLK	STL	PTS	AVG
2022-23	TNTech	1-0	16/15.7	0-4	.000	0-0	.000	0-0	.000	0	6	6	6.0	2-0	0	0	0	2	0	0.0
TOTAL		1-0	16/15.7	0-4	.000	0-0	.000	0-0	.000	0	6	6	6.0	2-0	0	0	0	2	0	0.0

33

REGHAN GRIMES

FR. | F | 5-10 | NASHVILLE, TENN. | RAVENWOOD HS



HIGH SCHOOL

A three-sport athlete at Ravenwood High School, Grimes made her mark in all three with multiple honors -- including four individual TSSAA state championships in track and field (twice in the shot put and twice in the discus) ... helped lead Ravenwood to a 2022 district championship in a competitive district as she averaged 19.5 points, 9.2 rebounds and 2.9 assists per game, continuing her tremendous pace from her junior season with 19.9 points, 9.1 boards and 2.7 steals per game ... finished her prep career with 1,764 points and 898 rebounds ... was named the Williamson County Female Athlete of the Year twice, the 2022 Middle Tennessee High School Sports Awards Female Athlete of the Year ... holds Ravenwood's career rebounds record ... named 1st team All-Midstate in 2022 ... named 2022 District MVP and tournament MVP, 3x all-district tournament team, 2x all-district and 2x all-district volleyball tournament team.

NOTES

-- father, Reggie Grimes, played football for the University of Alabama from 1995 to 2000, then played for the New England Patriots in the National Football League ... mother, Mikaela Perry-Grimes, competed in track and field at the University of Nebraska and the University of Alabama between 1993 and 1997 ... brother, Reggie Grimes II, is currently a defensive end at the University of Oklahoma ... sister, Maya Perry-Grimes, ran track and field at Austin Peay and was the 2017 OVC Indoor Freshman of the Year, while also winning the OVC individual title in the Indoor Long Jump (2020), Indoor Triple Jump (2020) and Outdoor Long Jump (2019).

CAREER HIGHS

POINTS

8, vs. Ball State (11/7/22)

REBOUNDS

3, vs. Ball State (11/7/22)

ASSISTS

N/A

STEALS

3, vs. Ball State (11/7/22)

BLOCKED SHOTS

N/A

MINUTES

22:00, vs. Ball State (11/7/22)

FIELD GOALS MADE

3, vs. Ball State (11/7/22)

FIELD GOALS ATTEMPTED

6, vs. Ball State (11/7/22)

3-POINT FIELD GOALS MADE

N/A

3-POINT FIELD GOALS ATTEMPTED

1, vs. Ball State (11/7/22)

FREE THROWS MADE

2, vs. Ball State (11/7/22)

FREE THROWS ATTEMPTED

2, vs. Ball State (11/7/22)

2022-23 GAME-BY-GAME

DATE	OPPONENT	GS	MIN	FG-FGA	PCT	3FG-FGA	PCT	FT-FTA	PCT	OR	DR	TR	PF	A	TO	STL	BLK	PTS
11/7/22	BALL STATE		22:00	3-6	.500	0-1	.000	2-2	1.000	1	2	3	3	0	2	3	0	8

CAREER STATS

				Field Goals		3-Point		F-Throws		Rebounds									Scoring	
SEASON	TEAM	GP-GS	MIN/AVG	FG-FGA	FG%	3FG-3FGA	3FG%	FT-FTA	FT%	OFF	DEF	TOT	AVG	PF-FO	A	TO	BLK	STL	PTS	AVG
2022-23	TNTech	1-0	22/22.0	3-6	.500	0-1	.000	2-2	1.000	1	2	3	3.0	3-0	0	2	0	3	8	8.0
TOTAL		1-0	22/22.0	3-6	.500	0-1	.000	2-2	1.000	1	2	3	3.0	3-0	0	2	0	3	8	8.0



35

D.J. McFARLANE

SR. | C | 6-3 | BELTSVILLE, MD. | NEW HOPE ACADEMY

**2021-22**

Saw action in three games, averaging 4.9 minutes ... averaged 0.7 points and 1.3 rebounds ... was a .333 shooter from the field ... had a season-high two points against Bethel (11/9/21).

NOTES

-- Collected six career highs in the Tennessee State game (1/16/21), including points, rebounds, steals, minutes played, as well as field goals made and attempted

CAREER HIGHS**POINTS**

6, vs. Tennessee State (1/16/21)

REBOUNDS

3, vs. Tennessee State (1/16/21)

ASSISTS

N/A

STEALS

1, vs. Tennessee State (1/16/21)

1, vs. Bethel (11/9/21)

BLOCKED SHOTS

1, vs. Tennessee State (2/1/20)

MINUTES

7:17, vs. Tennessee State (1/16/21)

FIELD GOALS MADE

3, vs. Tennessee State (1/16/21)

FIELD GOALS ATTEMPTED

4, vs. Tennessee State (1/16/21)

3-POINT FIELD GOALS MADE

N/A

3-POINT FIELD GOALS ATTEMPTED

N/A

FREE THROWS MADE

2, vs. Tenn. Wesleyan (12/29/19)

FREE THROWS ATTEMPTED

2, vs. Detroit Mercy (11/30/19)

2, vs. Tenn. Wesleyan (12/29/19)

2022-23 GAME-BY-GAME

DATE	OPPONENT	GS	MIN	FG-FGA	PCT	3FG-FGA	PCT	FT-FTA	PCT	OR	DR	TR	PF	A	TO	STL	BLK	PTS
11/7/22	BALL STATE		DNP															

CAREER STATS

				Field Goals		3-Point		F-Throws		Rebounds											Scoring	
SEASON	TEAM	GP-GS	MIN/AVG	FG-FGA	FG%	3FG-FGA	3FG%	FT-FTA	FT%	OFF	DEF	TOT	AVG	PF-FO	A	TO	BLK	STL	PTS	AVG		
2019-20	TNTech	5-0	12/2.4	0-4	.000	0-0	.000	2-4	.500	3	3	6	1.2	4-0	0	2	1	0	2	0.4		
2020-21	TNTech	4-0	21/5.4	5-7	.714	0-0	.000	0-0	.000	1	4	5	1.3	6-0	0	5	0	1	10	2.5		
2021-22	TNTech	3-0	15/4.9	1-3	.333	0-0	.000	0-0	.000	1	3	4	1.3	3-0	0	3	0	1	2	0.7		
TOTAL		12-0	48/4.0	6-14	.429	0-0	.000	2-4	.500	5	10	15	1.3	13-0	0	10	1	2	14	1.2		

45

OLIVIA KOONTZ

SO. | C/F | 6-3 | SIGNAL MOUNTAIN, TENN. | SIGNAL MTN HS



2021-22

Saw action in five contests ... shot .286 from the floor, 1.000 from the free-throw line ... Averaged 1.2 points and 1.4 rebounds ... Scored a season-high four points against Tennessee Wesleyan (12/16/21), playing 10:30 in the contest ... recorded assists against Chattanooga and Tennessee Wesleyan ... attempted a career-most three shots against Morehead State (1/6/22) ... was 2-for-2 at the line against Tennessee Wesleyan (12/16/21).

NOTES

-- Saw her first action against Bethel (11/9/21)

CAREER HIGHS

POINTS

4, vs. Tennessee Wesleyan (12/16/21)

REBOUNDS

3, vs. Bethel (11/9/21)

ASSISTS

I, vs. Chattanooga (11/13/21)

I, vs. Tennessee Wesleyan (12/16/21)

STEALS

N/A

BLOCKED SHOTS

I, vs. Chattanooga (11/13/21)

I, at Murray State (1/1/22)

MINUTES

10:30, vs. Tenn. Wesleyan (12/16/21)

FIELD GOALS MADE

I, vs. Tennessee Wesleyan (12/16/21)

I, vs. Morehead State (1/6/22)

FIELD GOALS ATTEMPTED

3, vs. Morehead State (1/6/22)

3-POINT FIELD GOALS MADE

N/A

3-POINT FIELD GOALS ATTEMPTED

N/A

FREE THROWS MADE

2, vs. Tennessee Wesleyan (12/16/21)

FREE THROWS ATTEMPTED

2, vs. Tennessee Wesleyan (12/16/21)

2022-23 GAME-BY-GAME

DATE	OPPONENT	GS	MIN	FG-FGA	PCT	3FG-FGA	PCT	FT-FTA	PCT	OR	DR	TR	PF	A	TO	STL	BLK	PTS
11/7/22	BALL STATE		DNP															

CAREER STATS

				Field Goals		3-Point		F-Throws		Rebounds								Scoring		
SEASON	TEAM	GP-GS	MIN/AVG	FG-FGA	FG%	3FG-FGA	3FG%	FT-FTA	FT%	OFF	DEF	TOT	AVG	PF-FO	A	TO	BLK	STL	PTS	AVG
2021-22	TNTech	5-0	29/5.8	2-7	.286	0-0	.000	2-2	1.000	4	3	7	1.4	8-0	2	4	2	0	6	1.2
TOTAL		5-0	29/5.8	2-7	.286	0-0	.000	2-2	1.000	4	3	7	1.4	8-0	2	4	2	0	6	1.2



2022-23 TEAM STATISTICS | OVERALL

Game Records

Record	Overall	Home	Away	Neutral
ALL GAMES	1-0	1-0	0-0	0-0
CONFERENCE	0-0	0-0	0-0	0-0
NON-CONFERENCE	1-0	1-0	0-0	0-0

Score by Periods

Team	1st	2nd	3rd	4th	OT	TOT
Tennessee Tech	18	21	20	9	0	68
Opponents	14	10	23	16	0	63

Team Box Score

No.	Player				Total		3-Point		F-Throw		Rebounds											
		GP-GS	MIN	AVG	FG-FGA	FG%	3FG-3FGA	3FG%	FT-FTA	FT%	OFF	DEF	TOT	AVG	PF	DQ	A	TO	BLK	STL	PTS	AVG
2	BROCK, Jordan	1-1	33:05	33.1	4-13	.308	2-7	.286	6-6	1.000	0	2	2	2.0	3	0	3	2	0	0	16	16.0
10	HURST, Reagan	1-1	26:46	26.8	4-10	.400	1-2	.500	7-9	.778	0	2	2	2.0	2	0	1	1	0	3	16	16.0
22	CARTER, Peyton	1-0	23:51	23.9	2-4	.500	2-3	.667	3-4	.750	1	2	3	3.0	2	0	0	0	0	9	9.0	
33	GRIMES, Reghan	1-0	21:60	22.0	3-6	.500	0-1	.000	2-2	1.000	1	2	3	3.0	3	0	0	2	0	3	8	8.0
11	OWENS, Maaliya	1-1	27:27	27.5	3-8	.375	1-3	.333	1-1	1.000	0	2	2	2.0	1	0	2	3	0	0	8	8.0
1	COWART, Cayla	1-0	15:34	15.6	2-2	1.000	0-0	.000	3-3	1.000	2	2	4	4.0	2	0	3	2	0	1	7	7.0
4	WALKER, Anna	1-1	14:38	14.6	2-6	.333	0-2	.000	0-0	.000	0	1	1	1.0	5	1	0	1	0	1	4	4.0
30	HILL, Kiera	1-0	15:42	15.7	0-4	.000	0-0	.000	0-0	.000	0	6	6	6.0	2	0	0	0	0	2	0	0.0
24	GUINN, Jada	1-1	19:02	19.0	0-4	.000	0-0	.000	0-0	.000	2	0	2	2.0	5	1	3	0	0	1	0	0.0
13	HALL, Ansley	1-0	01:55	1.9	0-0	.000	0-0	.000	0-0	.000	0	1	1	1.0	1	0	0	1	0	0	0	0.0
Team												2	2					2				
Total		1	200		20-57	.351	6-18	.333	22-25	.880	6	22	28	28.0	26	2	12	14	0	11	68	68.0
Opponents		1	200		19-53	.358	2-17	.118	23-33	.697	17	31	48	48.0	32	1	10	24	4	10	63	63.0

Team Statistics

	TNTECH	OPP
Scoring	68	63
Points per game	68.0	63.0
Scoring margin	+5.0	-
Field goals-att	20-57	19-53
Field goal pct	.351	.358
3 point fg-att	6-18	2-17
3-point FG pct	.333	.118
3-pt FG made per game	6.0	2.0
Free throws-att	22-25	23-33
Free throw pct	.880	.697
F-Throws made per game	22.0	23.0
Rebounds	28	48
Rebounds per game	28.0	48.0
Rebounding margin	-20.0	-
Assists	12	10
Assists per game	12.0	10.0
Turnovers	14	24
Turnovers per game	14.0	24.0
Turnover margin	+10.0	-
Assist/turnover ratio	0.9	0.4
Steals	11	10
Steals per game	11.0	10.0
Blocks	0	4
Blocks per game	0.0	4.0
Winning streak	1	-
Home win streak	1	-
Attendance	966	0
Home games-Avg/Game	1-966	0-0
Neutral site-Avg/Game	-	0-0

Team Results

Date	Opponent	Score	Att.
11/07/2022	Ball St. W	68-63	966

2022-23 NCAA RANKINGS | TEAM

Statistic	National Rank	Conference Rank	Value	National Leader	Value	Conference Leader	Value
Assist/Turnover Ratio (277 ranked)	135	3	0.86	South Dakota	4.33	Eastern Ill.	1.56
Assists Per Game (277 ranked)	160	3	12.0	Grand Canyon McNeese	30.0 30.0	Tennessee St.	15.0
Blocks Per Game (217 ranked)				Campbell Delaware LSU	11.0 11.0 11.0	Eastern Ill. Southeast Mo. St.	4.0 4.0
Field Goal Percentage (278 ranked)	214	4	35.1	Georgia St.	62.5	Eastern Ill.	38.6
Field Goal Percentage Defense (278 ranked)	115	3	35.8	Norfolk St.	12.0	Tennessee St.	30.8
Fouls Per Game (278 ranked)	261	4	26.0	Omaha Oregon St. Toledo	7.0 7.0 7.0	Eastern Ill.	10.0
Free Throw Attempts Per Game (277 ranked)	51	1	25.00	LSU	57.00	Tennessee Tech	25.00
Free Throw Percentage (275 ranked)	15	1	88.0	Pittsburgh Green Bay	100.0 100.0	Tennessee Tech	88.0
Free Throws Made Per Game (275 ranked)	18	1	22.00	LSU	44.00	Tennessee Tech	22.00
Rebound Margin (278 ranked)	254	4	-20.0	Norfolk St.	49.0	Southeast Mo. St.	7.0
Rebounds (Defensive) Per Game (30 ranked)				Iowa	44.0		
Rebounds (Offensive) Per Game (19 ranked)				Troy	39.0		
Rebounds Per Game (278 ranked)	244	4	28.00	Norfolk St.	68.00	Tennessee St.	39.00
Scoring Defense (278 ranked)	149	4	63.0	St. Francis Brooklyn	15.0	Southeast Mo. St.	48.0
Scoring Margin (278 ranked)	155	4	5.0	Norfolk St.	106.0	Tennessee St.	23.0
Scoring Offense (278 ranked)	141	2	68.0	LSU Norfolk St.	125.0 125.0	Tennessee St.	84.0
Steals Per Game (275 ranked)	81	3	11.0	Georgia St.	32.0	Southeast Mo. St.	19.0
Three Point Attempts Per Game (148 ranked)				Jacksonville	50.0	Tennessee St.	32.0
Three Point Percentage (274 ranked)	99	2	33.3	Xavier	72.7	Southeast Mo. St.	50.0
Three Point Percentage Defense (272 ranked)	22	1	11.8	Duke Princeton	5.0 5.0	Tennessee Tech	11.8
Three Pointers Per Game (265 ranked)	126	3	6.0	Jacksonville	26.0	Southeast Mo. St.	8.0
Turnover Margin (278 ranked)	52	2	10.00	Kansas City Texas St.	25.00 25.00	Tennessee St.	24.00
Turnovers Forced Per Game (278 ranked)	53	2	24.00	Georgia St.	42.00	Tennessee St.	40.00
Turnovers Per Game (277 ranked)	90	2	14.0	South Dakota Texas St.	6.0 6.0	Eastern Ill.	9.0
Winning Percentage (174 ranked)	1	1	100.0	173 teams tied	100.0	4 teams tied	100.0



2022-23 NCAA RANKINGS | INDIVIDUAL

Statistic	Player	National Rank	Conference Rank	Value	National Leader	Value	Conference Leader	Value
Assist/Turnover Ratio (250 ranked)	Jordan Brock	250	3	1.50	Jireh Washington, UT Arlington	11.00	Miah Monahan, Eastern Ill.	3.50
	Cayla Cowart	250	3	1.50				
Assists (150 ranked)					Taina Mair, Boston College	13	Miah Monahan, Eastern Ill.	7
					Regan Schenck, Northern Ariz.	13		
Assists Per Game (150 ranked)					Taina Mair, Boston College	13.0	Miah Monahan, Eastern Ill.	7.0
					Regan Schenck, Northern Ariz.	13.0		
Blocks (61 ranked)					Brooke Flowers, Saint Louis	7	Macy McGlone, Eastern Ill.	4
Blocks Per Game (205 ranked)					Brooke Flowers, Saint Louis	7.00	Macy McGlone, Eastern Ill.	4.00
Double Doubles (1 ranked)					92 players tied	1		
Field Goal Attempts (113 ranked)					Tomekia Whitman, Southern Utah	27	Gia Adams, Tennessee St.	16
							Lariah Washington, Eastern Ill.	16
Field Goal Percentage (244 ranked)					9 players tied	100.0	Lyric Cole, Tennessee St.	71.4
Field Goals (103 ranked)					Sam Breen, Massachusetts	14	Gia Adams, Tennessee St.	7
					Callie Cavanaugh, Fairfield	14	Lariah Washington, Eastern Ill.	7
Free Throw Attempts (140 ranked)	Reagan Hurst	35	1	9	Lilly Ritz, Youngstown St.	19	Reagan Hurst, Tennessee Tech	9
	Jordan Brock	140	3	6				
Free Throw Percentage (226 ranked)	Jordan Brock	1	1	100.0	124 players tied	100.0	Lariah Washington, Eastern Ill.	100.0
	Cayla Cowart	1	1	100.0			Jordan Brock, Tennessee Tech	100.0
	Reagan Hurst	223	5	77.8			Cayla Cowart, Tennessee Tech	100.0
	Peyton Carter	226	6	75.0				
Free Throws (101 ranked)	Reagan Hurst	36	1	7	Ciaja Harbison, Vanderbilt	12	Reagan Hurst, Tennessee Tech	7
	Jordan Brock	56	3	6			Lariah Washington, Eastern Ill.	7
Minutes Per Game (150 ranked)					Jade Blagrove, Manhattan	43.39		
Points (173 ranked)					Callie Cavanaugh, Fairfield	36	Lariah Washington, Eastern Ill.	22
					Domonique Davis, Southern Miss.	36		
Points Per Game (215 ranked)	Jordan Brock	215	3	16.0	Callie Cavanaugh, Fairfield	36.0	Lariah Washington, Eastern Ill.	22.0
	Reagan Hurst	215	3	16.0	Domonique Davis, Southern Miss.	36.0		
Rebounds (121 ranked)					Lilly Ritz, Youngstown St.	20		
					Lex Therien, Loyola Maryland	20		
Rebounds (Defensive) Per Game (27 ranked)					Lex Therien, Loyola Maryland	17.0		
Rebounds (Offensive) Per Game (20 ranked)					Tirzah Moore, Oral Roberts	11.0		
Rebounds Per Game (188 ranked)					Lilly Ritz, Youngstown St.	20.0	Lyric Cole, Tennessee St.	8.0
					Lex Therien, Loyola Maryland	20.0	Macy McGlone, Eastern Ill.	8.0
Steals (121 ranked)	Reghan Grimes	121	4	3	Nyla Jean, Georgia St.	8	Erica Haynes-Overton, Tennessee St.	5
	Reagan Hurst	121	4	3				
Steals Per Game (121 ranked)	Reghan Grimes	121	4	3.00	Nyla Jean, Georgia St.	8.00	Erica Haynes-Overton, Tennessee St.	5.00
	Reagan Hurst	121	4	3.00				
Three Point Attempts (91 ranked)	Jordan Brock	91	4	7	Sydney Harris, Central Mich.	16	Veronica Charles, Morehead St.	9
					Cayla King, Virginia Tech	16		
Three Point Percentage (187 ranked)	Peyton Carter	82	2	66.7	46 players tied	100.0	Kiyley Flowers, Southeast Mo. St.	75.0
Three Pointers (81 ranked)					Cayla King, Virginia Tech	9	Gia Adams, Tennessee St.	3
							Kiyley Flowers, Southeast Mo. St.	3
Three Pointers Per Game (183 ranked)	Jordan Brock	183	3	2.00	Cayla King, Virginia Tech	9.00	Gia Adams, Tennessee St.	3.00
	Peyton Carter	183	3	2.00			Kiyley Flowers, Southeast Mo. St.	3.00
Triple Doubles (0 ranked)								

SEASON/CAREER TOTALS

Summary

Player	Season Statistics										Career Statistics									
	GP-GS	MIN/G	FG%	3FG%	FT%	R/G	A/G	STL	BLK	PTS/G	GP-GS	MIN/G	FG%	3FG%	FT%	R/G	A/G	STL	BLK	PTS/G
BROCK, Jordan	1-1	33.1	.308	.286	1.000	2.0	3.0	0	0	16.0	118-109	29.2	.378	.368	.821	1.8	1.8	85	9	11.2
CARTER, Peyton	1-0	23.9	.500	.667	.750	3.0	0.0	0	0	9.0	49-15	15.3	.327	.310	.580	2.1	1.3	24	4	3.3
COWART, Cayla	1-0	15.6	1.000	.000	1.000	4.0	3.0	1	0	7.0	1-0	15.6	1.000	.000	1.000	4.0	3.0	1	0	7.0
GRIMES, Reghan	1-0	22.0	.500	.000	1.000	3.0	0.0	3	0	8.0	1-0	22.0	.500	.000	1.000	3.0	0.0	3	0	8.0
GUINN, Jada	1-1	19.0	.000	.000	.000	2.0	3.0	1	0	0.0	88-58	26.4	.481	.154	.631	5.2	3.0	120	40	7.2
HALL, Ansley	1-0	1.9	.000	.000	.000	1.0	0.0	0	0	0.0	47-0	7.7	.250	.259	.583	0.9	1.0	15	5	1.0
HILL, Kiera	1-0	15.7	.000	.000	.000	6.0	0.0	2	0	0.0	1-0	15.7	.000	.000	.000	6.0	0.0	2	0	0.0
HURST, Reagan	1-1	26.8	.400	.500	.778	2.0	1.0	3	0	16.0	1-1	26.8	.400	.500	.778	2.0	1.0	3	0	16.0
OWENS, Maaliya	1-1	27.5	.375	.333	1.000	2.0	2.0	0	0	8.0	88-3	17.5	.333	.295	.761	2.0	1.0	36	18	6.5
WALKER, Anna	1-1	14.6	.333	.000	.000	1.0	0.0	1	0	4.0	53-9	17.5	.438	.365	.805	3.3	0.9	16	31	6.5

Scoring

Player	Season Statistics								Career Statistics							
	FG-FGA	FG%	3FG-3FGA	3FG%	FT-FTA	FT%	PTS	PTS/G	FG-FGA	FG%	3FG-3FGA	3FG%	FT-FTA	FT%	PTS	PTS/G
BROCK, Jordan	4-13	.308	2-7	.286	6-6	1.000	16	16.0	418-1105	.378	269-731	.368	216-263	.821	1321	11.2
CARTER, Peyton	2-4	.500	2-3	.667	3-4	.750	9	9.0	50-153	.327	31-100	.310	29-50	.580	160	3.3
COWART, Cayla	2-2	1.000	0-0	.000	3-3	1.000	7	7.0	2-2	1.000	0-0	.000	3-3	1.000	7	7.0
GRIMES, Reghan	3-6	.500	0-1	.000	2-2	1.000	8	8.0	3-6	.500	0-1	.000	2-2	1.000	8	8.0
GUINN, Jada	0-4	.000	0-0	.000	0-0	.000	0	0.0	243-505	.481	4-26	.154	142-225	.631	632	7.2
HALL, Ansley	0-0	.000	0-0	.000	0-0	.000	0	0.0	12-48	.250	7-27	.259	14-24	.583	45	1.0
HILL, Kiera	0-4	.000	0-0	.000	0-0	.000	0	0.0	0-4	.000	0-0	.000	0-0	.000	0	0.0
HURST, Reagan	4-10	.400	1-2	.500	7-9	.778	16	16.0	4-10	.400	1-2	.500	7-9	.778	16	16.0
OWENS, Maaliya	3-8	.375	1-3	.333	1-1	1.000	8	8.0	195-586	.333	108-366	.295	70-92	.761	568	6.5
WALKER, Anna	2-6	.333	0-2	.000	0-0	.000	4	4.0	123-281	.438	35-96	.365	66-82	.805	347	6.5

Totals

Player	Season Statistics									Career Statistics								
	O-REB	D-REB	TOTAL	PF	FO	A	TO	A/TO		O-REB	D-REB	TOTAL	PF	FO	A	TO	A/TO	
BROCK, Jordan	0	2	2	3	0	3	2	1.5		19	188	207	200	4	213	217	1.0	
CARTER, Peyton	1	2	3	2	0	0	0	0.0		27	76	103	67	0	64	42	1.5	
COWART, Cayla	2	2	4	2	0	3	2	1.5		2	2	4	2	0	3	2	1.5	
GRIMES, Reghan	1	2	3	3	0	0	2	0.0		1	2	3	3	0	0	2	0.0	
GUINN, Jada	2	0	2	5	1	3	0	0.0		141	316	457	156	2	268	197	1.4	
HALL, Ansley	0	1	1	1	0	0	1	0.0		2	38	40	33	0	45	39	1.2	
HILL, Kiera	0	6	6	2	0	0	0	0.0		0	6	6	2	0	0	0	0.0	
HURST, Reagan	0	2	2	2	0	1	1	1.0		0	2	2	2	0	1	1	1.0	
OWENS, Maaliya	0	2	2	1	0	2	3	0.7		48	132	180	75	0	84	87	1.0	
WALKER, Anna	0	1	1	5	1	0	1	0.0		78	97	175	97	3	48	58	0.8	

GAMES SCORING 30 POINTS OR MORE

Pts	Player	Opponent	Date
47	Jerilynn Harper	! Pittsburgh	3/28/81
44	Jerilynn Harper	Murray State	2/26/81
	Angela Moorehead	New Hampshire	12/7/90
43	Jerilynn Harper	Michigan State	11/29/80
	Jerilynn Harper	Clemson	12/16/80
42	Jerilynn Harper	East Tennessee State	2/9/81
	Diane Seng	Morehead State	2/3/97
41	Jerilynn Harper	Delta State	1/24/81
	Janet Holt	Ole Miss	11/16/01
	Tacarra Hayes	Tennessee State	2/15/10
40	Cheryl Taylor	Austin Peay	2/16/87
	Janet Holt	* Austin Peay	3/3/02
	Emily Christian	Eastern Illinois	1/24/04
39	Jerilynn Harper	! Arizona State	3/26/81
	Roschelle Vaughn	Murray State	1/30/93
	Emily Christian	Eastern Illinois	3/1/03
	Tacarra Hayes	Austin Peay	1/21/10
37	Jerilynn Harper	Appalachian State	12/18/80
	Jerilynn Harper	Murray State	1/31/81
	Jerilynn Harper	! Cincinnati	3/27/81
	Cheryl Taylor	Youngstown State	2/7/87
	Diane Seng	* Austin Peay	3/5/00
	Emily Christian	Murray State	2/10/05
	Diamond Henderson	Jacksonville State	2/8/14
	Yaktavia Hickson	Belmont	1/21/17
36	Carmen Dowdell	Belmont	12/10/79
	Jerilynn Harper	Mercer	12/16/81
	Jerilynn Harper	Appalachian State	1/14/82
	Cheryl Taylor	Southern Illinois	2/4/87
	Angela Moorehead	Morehead State	1/29/90
	Kellie Cook	East Tennessee State	11/11/11
35	Gayle Burgess Hastings	Western Kentucky	2/14/76
	Jerilynn Harper	Chattanooga	1/29/81
	Renay Adams	Youngstown State	2/20/88
	Angela Moorehead	Murray State	2/17/90
	Roschelle Vaughn	Cincinnati	1/18/93
	Diane Seng	Eastern Kentucky	3/1/97
	Janet Holt	Southeast Missouri	2/2/02
	Emily Christian	Southeast Missouri	1/10/04
34	Jerilynn Harper	UT Martin	2/19/81
	Jerilynn Harper	Murray State	2/20/82
	Cheryl Taylor	Southwest Missouri	12/16/85
	Cheryl Taylor	Akron	1/25/86
	Cheryl Taylor	Youngstown State	1/27/86
	Cheryl Taylor	Vanderbilt	2/26/87
	Cheryl Taylor	\$ Tennessee	3/15/87
	Rachael Gobble	East Tennessee State	11/21/00
	Janet Holt	* Austin Peay	3/3/01
33	Gayle Burgess Hastings	Middle Tennessee	2/16/76
	Pam Chambers	Morehead State	1/22/79
	Jerilynn Harper	New Mexico	12/13/80
	Jerilynn Harper	Morehead State	1/26/81
	Jerilynn Harper	N.C. State	1/6/82
	Jerilynn Harper	Austin Peay	1/21/82
	Jerilynn Harper	Austin Peay	2/18/82
	Cheryl Taylor	Akron	2/10/86
	Angela Moorehead	* Murray State	3/6/90
	Roschelle Vaughn	Austin Peay	2/10/92
	Dana Bilyeu	UT Martin	1/16/93
	Roschelle Vaughn	Austin Peay	2/11/93
	Janet Holt	* Tennessee State	2/27/01
	Emily Christian	Tennessee State	2/22/03
	Emily Christian	Western Kentucky	1/5/04
	Tacarra Hayes	UT Martin	3/5/11
	Jordan Brock	Eastern Illinois	1/12/19
	Kesha Brady	@ Samford	11/24/19
32	Jerilynn Harper	Austin Peay	1/3/81
	Jerilynn Harper	Murray State	1/23/82
	Jerilynn Harper	Middle Tennessee	1/30/82
	Jerilynn Harper	Georgia	2/3/82
	Cheryl Taylor	Akron	2/23/85
	Cheryl Taylor	Western Kentucky	1/30/86
	Cheryl Taylor	Middle Tennessee	2/2/87
	Cheryl Taylor	Akron	2/9/87
	Angela Moorehead	Murray State	2/16/91
	Angela Moorehead	Morehead State	2/23/91
	Taryn Slattery	* Austin Peay	3/6/94
	Diane Seng	UT Martin	2/2/98
	Diane Seng	UT Martin	2/28/99
	Janet Holt	Eastern Kentucky	1/8/00
	Emily Christian	Southeast Missouri	2/1/03
	Emily Christian	Northern Iowa	12/22/03
	Emily Christian	* UT Martin	3/1/05
	Kristina Tyler	Murray State	1/24/08
	Jordan Brock	at UT Martin	2/6/21
31	Pam Chambers	Murray State	1/8/79
	Jerilynn Harper	Memphis	1/22/81
	Jerilynn Harper	Arkansas	11/27/81
	Jerilynn Harper	Eastern Kentucky	2/25/82
	Jerilynn Harper	Morehead State	2/27/82
	Tammy Burton	* Eastern Kentucky	3/6/84

30


Cheryl Taylor	Stetson	12/15/86
Roschelle Vaughn	Middle Tennessee	2/15/93
Roschelle Vaughn	Tennessee State	3/3/93
Diane Seng	Eastern Kentucky	1/5/97
Diane Seng	Southeast Missouri	2/15/97
Diane Seng	Eastern Illinois	2/17/97
Diane Seng	Morehead State	2/20/99
Janet Holt	Western Kentucky	12/4/00
Emily Christian	Southeast Missouri	12/10/05
Emily Christian	Samford	1/2/06
Blair Bowens	Jacksonville State	2/28/09
Tacarra Hayes	Jacksonville State	12/4/10
Diamond Henderson	Akron	11/13/12
Samaria Howard	Lipscomb	11/22/15
Samaria Howard	Eastern Kentucky	1/23/16
Yaktavia Hickson	Vanderbilt	12/18/16
Valerie Russell	+ William Penn	3/11/75
Gayle Burgess Hastings	Western Kentucky	1/29/76
Pam Chambers	Eastern Kentucky	2/19/79
Jerilynn Harper	Western Kentucky	1/10/81
Jerilynn Harper	Clemson	2/1/82
Tammy Burton	Clemson	12/21/85
Cheryl Taylor	Youngstown State	2/8/86
Cheryl Taylor	* Middle Tennessee	3/5/87
Angela Moorehead	\$ Iowa	3/18/89
Sherry Batten	Eastern Michigan	12/7/91
Roschelle Vaughn	Eastern Kentucky	2/20/93
Janet Holt	Southeast Missouri	1/9/01
Kristina Tyler	Eastern Kentucky	1/5/08
Tacarra Hayes	Western Kentucky	12/7/11
Yaktavia Hickson	Southeast Missouri	12/29/16
Jordan Brock	Southeast Missouri	1/25/18
Jordan Brock	Eastern Illinois	1/12/19
Jordan Brock	at Belmont	2/20/21
Jordan Brock	Murray State	2/27/21

* indicates in OVC Tournament

+ in Association for Intercollegiate Athletics for Women Tournament

! in Women's National Invitation Tournament

\$ in NCAA Tournament



JERILYNN HARPER

CAREER SCORING

Rk	Name, Years	G	Pts
1.	Cheryl Taylor, 1983-87	120	2,526
2.	Janet Holt, 1998-02	123	2,420
3.	Emily Christian, 2002-06	117	2,314
4.	Jerilynn Harper, 1979-82	92	2,238
5.	Diane Seng, 1997-00	120	2,166
6.	Pam Chambers, 1976-80	132	2,144
7.	Angela Moorehead, 1988-91	91	1,925
8.	Gayle Burgess Hastings, 1974-78	130	1,915
9.	Tacarra Hayes, 2008-11	125	1,786
10.	Melinda Clayton, 1986-90	121	1,712
11.	Chris Moye, 1982-86	115	1,633
12.	Renay Adams, 1987-91	120	1,496
13.	Mackenzie Coleman, 2017-22	145	1,485
14.	Pam Cassity, 1973-77	128	1,469
15.	Kendall Cavin, 2003-07	120	1,457
16.	Amber Clark, 1995-98	113	1,422
17.	Pam Peek, 1973-77	127	1,394
18.	Kesha Brady, 2017-	131	1,380
19.	Jordan Brock, 2017-	118	1,321
20.	Terrance Oglesby, 1992-96	117	1,290
21.	Yaktavia Hickson, 2014-18	115	1,256
22.	Cecilia Ramsey, 1987-91	117	1,230
23.	Roschelle Vaughn, 1991-93	59	1,203
24.	Carmen Dowdell, 1977-80	97	1,180
25.	Sherry Batten, 1990-94	116	1,169
26.	Meagan Lyons, 2005-08	120	1,143
27.	Blair Bowens, 2005-08	122	1,135
28.	Diamond Henderson, 2010-14	84	1,112

CAREER REBOUNDS

Rk	Name, Years	G	Reb
1.	Pam Cassity, 1973-77	128	1,782
2.	Cheryl Taylor, 1983-87	120	1,532
3.	Melinda Clayton, 1986-90	121	1,050
4.	Janet Holt, 1998-02	123	922
5.	Angela Moorehead, 1988-91	91	813
6.	Emily Christian, 2002-06	117	812
7.	Jerilynn Harper, 1979-82	92	791
8.	Trish Bell, 1975-80	134	774
9.	Chris Moye, 1982-86	115	772
10.	Mackenzie Coleman, 2017-22	145	730
11.	Tacarra Hayes, 2008-11	125	708
12.	Diane Seng, 1996-00	120	706
13.	Amber Clark, 1995-98	113	659
14.	Terrance Oglesby, 1992-96	117	653
15.	Valeria Russell, 1973-75	62	643
16.	Carmen Dowdell, 1977-80	97	633
17.	Renay Adams, 1987-91	120	614
18.	Cecilia Ramsey, 1987-91	117	613
19.	Misty Garrett, 1998-02	122	584
20.	Pam Chambers, 1976-80	132	575
21.	Collin Carmichael, 1996-00	121	566
--			
XX.	Jada Guinn, 2019-	85	455

CAREER ASSISTS

Rk	Name, Years	G	Ast
1.	Shawn Monday, 1986-90	121	822
2.	Misty Garrett, 1998-02	122	665
3.	Cecilia Ramsey, 1987-91	117	644
4.	Chris Moye, 1982-86	115	631
5.	Pam Chambers, 1976-80	132	587
6.	Akia Harris, 2016-20	120	506
7.	Taunya Lovelace, 1990-95	122	497
8.	Gayle Hastings, 1974-78	130	448
9.	Tacarra Hayes, 2008-11	125	444
10.	Tammy Burton, 1984-87	84	369
11.	Robyn Markey, 1977-81	134	362
12.	Leslie Van Winkle, 1993-97	117	338
13.	Anita Myers, 1981-83	58	324
	Janet Holt, 1998-02	123	324
15.	Dana Bilyeu, 1991-93	59	316
	Sherry Batten, 1990-94	116	316
17.	Dana Scott, 1988-92	121	311
18.	Tynisha Alexander, 2001-05	84	308
19.	Becky Clabough, 1994-98	115	306
20.	Barbara Dam, 1977-81	130	304
--			
XX.	Jada Guinn, 2019-	87	265
XX.	Jordan Brock, 2017-	117	210

CAREER BLOCKS

Rk	Name, Years	G	Blk
1.	Anacia Wilkinson, 2015-2020	102	202
2.	Melinda Clayton, 1986-90	121	194
3.	Mackenzie Coleman, 2017-22	144	172
4.	Terrance Oglesby, 1992-96	117	130
5.	Emily Christian, 2002-06	117	128
6.	Diane Seng, 1996-00	120	120
7.	Renay Adams, 1987-91	120	116
8.	Taryn Slattey, 1992-96	102	112
9.	Trish Bell, 1977-81	69	101
10.	Cheryl Taylor, 1983-87	120	94
11.	Kim Stout, 1990-94	110	93
12.	Val Streelman, 1981-83	58	90
13.	Candace Parson, 2011-16	103	86
14.	Collin Carmichael, 1996-00	121	81
15.	Mariah Dean, 2012-16	96	79
16.	Amber Clark, 1995-98	113	77



YEAR-BY-YEAR COACHING RECORDS

Year	Coach	ALL GAMES			CONFERENCE GAMES			Finish
		W	L	Pct.	W	L	Pct.	
1970-71	Marynell Meadors	23	7	.767	--	--	----	-
1971-72	Marynell Meadors	26	6	.813	--	--	----	-
1972-73	Marynell Meadors	24	6	.800	--	--	----	-
1973-74	Marynell Meadors	26	5	.839	--	--	----	-
1974-75	Marynell Meadors	27	5	.844	--	--	----	-
1975-76	Marynell Meadors	28	2	.933	--	--	----	-
1976-77	Marynell Meadors	28	8	.778	--	--	----	-
1977-78*	Marynell Meadors	19	14	.576	9	1	.900	1st
1978-79*	Marynell Meadors	23	10	.697	10	0	1.00	1st
1979-80	Marynell Meadors	23	11	.676	4	2	.667	T-2nd
1980-81*	Marynell Meadors	23	11	.676	6	2	.750	1st
1981-82**	Marynell Meadors	20	11	.645	10	2	.833	1st
1982-83	Marynell Meadors	14	13	.519	6	4	.600	T-2nd
1983-84	Marynell Meadors	17	11	.607	10	4	.714	T-2nd
1984-85+	Marynell Meadors	20	9	.690	12	2	.857	2nd
1985-86	Marynell Meadors	22	10	.688	12	2	.857	2nd
1986-87**	Bill Worrell	24	7	.744	12	2	.856	T-1st
1987-88	Bill Worrell	19	10	.655	11	3	.786	2nd
1988-89+	Bill Worrell	22	8	.733	9	3	.750	2nd
1989-90**	Bill Worrell	26	5	.839	12	0	1.00	1st
1990-91**	Bill Worrell	22	8	.733	11	1	.917	1st
1991-92**	Bill Worrell	21	9	.700	13	1	.929	1st
1992-93**	Bill Worrell	22	7	.759	14	2	.875	1st
1993-94	Bill Worrell	17	12	.586	12	4	.750	T-2nd
1994-95*	Bill Worrell	19	13	.594	12	4	.750	T-1st
1995-96	Bill Worrell	11	16	.407	7	9	.437	T-4th
1996-97	Bill Worrell	18	11	.621	13	5	.722	T-2nd
1997-98*	Bill Worrell	22	7	.759	15	3	.833	T-1st
1998-99**	Bill Worrell	21	9	.700	14	4	.778	T-1st
1999-00**	Bill Worrell	24	9	.727	16	2	.881	1st
2000-01*	Bill Worrell	24	6	.800	15	1	.938	1st
2001-02	Bill Worrell	22	8	.733	13	3	.813	T-1st
2002-03	Bill Worrell	12	17	.413	6	10	.375	6th
2003-04	Bill Worrell	18	11	.621	12	4	.750	2nd
2004-05	Bill Worrell	21	8	.724	13	3	.813	3rd
2005-06*	Bill Worrell	23	9	.719	16	4	.800	T-1st
2006-07	Amy Brown	12	18	.400	11	9	.550	5th
2007-08	Amy Brown	8	22	.267	7	13	.350	9th
2008-09	Amy Brown	9	21	.300	7	11	.389	7th
2009-10	Sytia Messer	14	16	.466	8	10	.444	T-4th
2010-11*	Sytia Messer	23	8	.742	15	3	.833	1st
2011-12	Sytia Messer	17	17	.500	11	5	.688	4th
2012-13*	Jim Davis	19	12	.613	12	4	.750	T-1st
2013-14	Jim Davis	12	18	.400	9	7	.562	T-3rd
2014-15	Jim Davis	6	23	.207	3	13	.188	T-10th
2015-16	Jim Davis	10	19	.345	6	10	.375	9th
2016-17	Kim Rosamond	10	20	.333	7	9	.438	T-6th
2017-18	Kim Rosamond	7	22	.241	4	14	.222	T-10th
2018-19	Kim Rosamond	22	11	.667	12	6	.667	4th
2019-20	Kim Rosamond	17	13	.567	10	8	.556	6th
2020-21	Kim Rosamond	15	10	.600	12	8	.600	5th
2021-22	Kim Rosamond	21	11	.667	14	4	.765	2nd
2022-23	Kim Rosamond	1	0	1.000	--	--	.000	
TOTALS		994	589	.627	473	221	.681	

* - OVC Regular Season Title | ** - OVC Tournament Title

COACHING RECORDS

Coach	Seasons	Games	Won	Lost	Percentage	Regular Season	Tournament	Postseason
						Titles	Titles	Appearances
Marynell Meadors	16	502	363	139	.723	4	2	4
Bill Worrell	20	598	408	190	.682	12	8	9
Amy Brown	3	90	29	61	.322	-	-	-
Sytia Messer	3	95	54	41	.568	1	-	1
Jim Davis	4	119	47	72	.395	1	-	-
Kim Rosamond	7	180	93	87	.514	-	-	1
TOTALS	53	1,584	994	590	.627	18	10	15



Once known around the Ohio Valley Conference as “the Temple of Doom” due to its large capacity and imposing atmosphere, the Hooper T. Eblen Center is the OVC’s third-largest arena and one of its most hostile. The building is named for longtime athletic administrator and coach Hooper Eblen, who served the university for 33 years and was instrumental in planning construction of both the Eblen Center and the home of the Golden Eagle football team, Tucker Stadium. The arena features 7,500 seats with cushioned theater-style seating throughout the lower level.

OVC ARENAS

listed in order of capacity

1. Gentry Center, Tennessee State (10,500)
2. CFSB Center, Murray State (8,600)
- 3. Eblen Center, Tennessee Tech (7,500)**
4. Dunn Center, Austin Peay (7,257)
5. Show Me Center, Southeast Missouri (7,000)
6. Johnson Arena, Morehead State (6,500)
7. Lantz Arena, Eastern Illinois (5,300)
8. Curb Event Center, Belmont (5,000)
9. Elam Center, UT Martin (4,300)
10. Vadalabene Center, SIUE (4,000)

ATTENDANCE

Season	Games	Record	Attendance	Avg.	OVC Total	Avg.
1977-78	12	8-4	14,450	1,204	9,500	1,900
1978-79	15	12-3	19,300	1,287	10,000	1,667
1979-80	18	13-5	38,850	2,158	7,750	1,550
1980-81	12	11-1	16,967	1,414	9,046	2,262
1981-82	16	15-1	25,915	1,620	15,164	1,896
1982-83	15	9-6	18,282	1,219	9,498	1,357
1983-84	12	9-3	17,473	1,456	12,004	1,715
1984-85	13	11-2	26,852	2,066	16,846	2,407
1985-86	13	11-2	26,681	2,052	14,790	2,113
1986-87	16	15-1	38,258	2,391	17,435	2,490
1987-88	11	11-0	23,701	2,154	18,410	2,630
1988-89	13	12-1	28,361	2,178	17,411	2,901
1989-90	18	16-2	48,000	2,667	21,101	3,517
1990-91	16	15-1	42,285	2,643	18,614	3,102
1991-92	14	12-2	35,150	2,511	20,088	2,870
1992-93	15	14-1	37,430	2,529	21,344	2,668
1993-94	13	11-2	27,617	2,124	18,682	2,335
1994-95	13	8-5	30,662	2,359	21,800	2,725
1995-96	12	8-4	32,220	2,685	22,570	2,821
1996-97	13	10-3	32,173	2,475	24,281	2,698
1997-98	14	12-2	32,582	2,327	23,103	2,567
1998-99	13	11-2	34,248	2,634	27,703	2,770
1999-00	14	10-4	38,626	2,759	25,746	2,860
2000-01	14	12-2	40,045	2,860	25,454	3,181
2001-02	13	12-1	33,683	2,591	24,365	3,046
2002-03	12	7-5	33,466	2,789	24,459	3,057
2003-04	13	9-4	34,264	2,636	27,890	3,486
2004-05	16	13-3	48,250	3,016	30,322	3,790
2005-06	14	12-2	32,017	2,287	26,266	2,627
2006-07	13	10-3	21,424	1,648	16,925	1,693
2007-08	14	3-11	17,283	1,234	13,213	1,321
2008-09	14	6-8	14,854	1,061	11,183	1,243
2009-10	14	11-3	15,167	1,083	12,560	1,395
2010-11	14	11-3	22,203	1,586	16,549	1,837
2011-12	14	8-6	20,291	1,499	15,464	1,933
2012-13	15	10-5	21,788	1,453	13,930	1,741
2013-14	12	8-4	14,943	1,245	11,480	1,435
2014-15	11	3-8	13,761	1,251	9,986	1,248
2015-16	16	7-9	17,312	1,082	12,809	1,601
2016-17	14	7-7	14,110	1,008	9,271	1,159
2017-18	15	5-10	19,707	1,314	14,426	1,603
2018-19	15	12-3	27,260	1,817	18,052	2,006
2019-20	13	9-4	19,932	1,533	16,124	1,792
2020-21	12	9-3	6,211	518	5,370	537
2021-22	13	10-3	16,670	1,282	11,250	1,250
2022-23	1	1-0	966	966	--	--
TOTALS	593	459-164	1,192,190	2,010	742,674	--



EBLEN CENTER DATA

NAME | The center is named for long-time Tech athletic administrator and coach Hooper Eblen. He served the university for 33 years and was instrumental in planning the football stadium and basketball arena.

CAPACITY | There are 7,500 seats in the arena with cushioned theatre-type seating throughout the lower level.

LARGEST WOMEN'S CROWD | An OVC-record crowd of 6,113 watched Tech defeat Middle Tennessee on February 3, 1990.

EVENTS | Eblen Center hosts men's and women's basketball and volleyball contests, concerts, conventions, lectures and all of Tech's graduation ceremonies.

TECH RECORD IN EBLEN CENTER | The Golden Eagles enter the 2022-23 season with a 458-164 all-time record in Eblen Center, a winning percentage of .736.

FIRST EVENT | TTU Invitational Volleyball Tournament, Sept. 30, 1977. Teams in first matches: UT Chattanooga vs. UT Martin, and Middle Tennessee vs. Tennessee.

FIRST BASKETBALL GAME | Dedicated on Nov. 26, 1977, with the Tech Golden Eagles defeating Vanderbilt University, 72-71.

FIRST WOMEN'S GAME | Dedicated on Dec. 5, 1977, with the Golden Eagles losing to University of Kentucky, 89-69.

FIRST POINTS | Gayle Burgess Hastings scored on a jump shot from eight feet with 18:19 to play in the first half during Dec. 5, 1977, game against Kentucky.

LONGEST HOME WINNING STREAK | 23 games. Streak began Jan. 5, 1987, vs. MTSU (78-74); ended Jan. 11, 1989, vs. Vanderbilt (79-64).

LONGEST OVC WINNING STREAK | 57 games. Streak began Feb. 20, 1985, vs. Middle Tennessee and ended Feb. 27, 1993, vs. Murray State (85-76).

LONGEST HOME LOSING STREAK | 8 games. Streak began 1/24/15 with a double-overtime loss to Eastern Kentucky (97-93) and ended 11/19/15 with a 72-65 win over Georgia State

LARGEST CROWDS AT EBLEN CENTER

Crowd	Date	Result			
6,113	02-03-90	TECH 79, Middle Tennessee 69	3,612	01-15-00	TECH 77, Middle Tennessee 60
5,247	01-29-05	TECH 69, Tennessee State 48	3,606	01-05-87	TECH 78, Middle Tennessee 74
5,170	02-08-97	Middle Tennessee 71, TECH 65	3,567	12-30-04	TECH 84, Western Kentucky 74
4,746	01-06-86	TECH 77, Middle Tennessee 58	3,525	01-08-05	TECH 80, Southeast Missouri 78
4,512	02-08-03	TECH 77, UT Martin 70	3,517	02-02-02	TECH 87, Southeast Mo. 69
4,489	03-11-87	TECH 78, Southern Miss. 66*	3,500	01-14-89	TECH 97, Tennessee State 57
4,431	02-28-04	Morehead 75, TECH 61	3,500	03-01-80	Tennessee 83, TECH 66
4,343	02-19-05	TECH 63, Samford 48	3,470	01-18-92	TECH 80, Murray State 68
4,324	02-22-85	TECH 93, Middle Tennessee 86	3,450	03-03-88	TECH 83, Middle Tennessee 79
4,273	02-11-91	TECH 86, Middle Tennessee 70	3,435	01-04-03	Morehead State 72, TECH 64
4,240	01-23-93	TECH 91, Middle Tennessee 72	3,413	01-30-99	TECH 81, UT Martin 72
4,136	02-21-98	TECH 81, Eastern Kentucky 71	3,400	01-09-93	TECH 68, Eastern Kentucky 59
4,123	02-16-02	TECH 80, Austin Peay 62	3,384	01-24-04	Eastern Illinois 78, TECH 64
4,116	02-02-88	TECH 75, Austin Peay 47	3,374	01-07-92	Mississippi 70, TECH 62
4,100	01-08-81	Middle Tennessee 81, TECH 78	3,325	12-12-92	TECH 65, Western Kentucky 49
4,078	01-15-05	TECH 65, Eastern Kentucky 57	3,325	01-20-92	TECH 86, Middle Tennessee 80
4,023	01-31-91	TECH 73, Vanderbilt 66	3,300	01-16-89	TECH 74, Middle Tennessee 65
3,970	01-11-96	Middle Tennessee 88, TECH 57	3,278	01-06-05	TECH 88, Eastern Illinois 56
3,948	02-12-04	Murray State 72, TECH 64	3,271	01-27-01	TECH 87, UT Martin 75
3,865	02-16-91	TECH 116, Murray State 91	3,255	02-04-06	TECH 73, Eastern Kentucky 48
3,831	01-25-03	TECH 90, Tennessee State 60	3,203	02-22-05	TECH 70, Austin Peay 60
3,820	01-20-90	TECH 102, Austin Peay 55			
3,801	12-12-99	Georgia 77, TECH 72			
3,800	02-17-05	Jacksonville State 71, TECH 61			
3,800	02-09-95	Middle Tennessee 66, TECH 63			
3,768	02-14-04	TECH 70, UT Martin 51			
3,755	02-07-04	Jacksonville 71, TECH 68			
3,750	02-12-80	Tennessee 68, TECH 66			
3,744	02-15-01	TECH 102, Austin Peay 69			
3,644	01-25-01	TECH 63, Murray State 48			
3,622	02-17-01	TECH 93, Tennessee State 70			
3,617	03-01-03	TECH 84, Eastern Illinois 71			

*NCAA Midwest Regional