

2 NATIONAL TITLES | 6 FINAL FOURS | 8 ELITE EIGHTS | 13 SWEET SIXTEENS | 33 NCAA TOURNAMENTS | 41 CONFERENCE TITLES

2024-25 SCHEDULE / RESULTS

DATE	OPPONENT (TV)	TIME (ET)/RES
Oct. 18	Ohio State (Exh.)	W, 80-62
Nov. 4	Arkansas-Pine Bluff (ESPN+)	W, 109-54
Nov. 8	Morehead State (ESPN+)	W, 83-56
Nov. 15	Nicholls% (ESPN+)	W, 86-49
Nov. 19	at Northern Kentucky% (ESPN+)	W, 76-60
Nov. 23	at Georgia Tech (ACCNX)	W, 81-58
Nov. 27	Alabama State (ESPN+)	W, 77-59
Dec. 3	at Villanova# (FS1)	L, 60-68
Dec. 8	Howard (ESPN+)	W, 84-67
Dec. 14	Xavier (ESPN+)	W, 68-65
Dec. 20	vs. (22) Dayton^ (ESPN2)	W, 66-59
Dec. 22	Grambling State (ESPN+)	W, 84-49
Dec. 30	at Kansas State* (CBSSN)	L, 67-70
Jan. 4	Arizona* (ESPN2)	L, 67-72
Jan. 7	at Baylor* (ESPN+)	L, 48-68
Jan. 11	(11) Kansas* (ESPN+)	L, 40-54
Jan. 15	at Colorado* (ESPN+)	W, 68-62
Jan. 18	Arizona State* (CBSSN)	W, 67-60
Jan. 21	Texas Tech* (ESPN2)	L, 71-81
Jan. 25	at BYU* (ESPN2)	L, 52-80
Jan. 28	at Utah* (CBSSN)	L, 66-69
Feb. 2	West Virginia* (ESPN+)	L, 50-63
Feb. 5	at UCF* (CBSSN)	W, 93-83
Feb. 8	BYU* (ESPN2)	W, 84-66
Feb. 11	Utah* (ESPN+)	W, 85-75
Feb. 15	at (10) Iowa State* (ESPN2)	L, 70-81
Feb. 19	at West Virginia* (ESPN2)	L, 59-62
Feb. 22	TCU* (ESPN2)	W, 75-63
Feb. 25	Baylor* (ESPN2)	W, 69-67
March 1	at (4) Houston* (CBS)	4:30 p.m.
March 5	Kansas State* (ESPN+)	7 p.m.
March 8	at Oklahoma State* (ESPN+)	3 p.m.
March 11-16	Big 12 Championship\$	

All times ET and subject to change

*Big 12 game, % Twyman-Stokes Classic, ^ Heritage Bank Center, \$ Kansas City, Mo. (T-Mobile Center), # Big 12 - Big East Challenge

ON THE AIR

TV: CBS

- Play-by-Play.....Brad Nessler
- Analyst.....Jay Wright
- Online: CBS.com
- Mobile App: CBS Sports

RADIO: BEARCATS SPORTS NETWORK

- Play-by-Play.....Dan Hoard
- Analyst.....Terry Nelson
- Local: WEBN 102.7

ATHLETICS COMMUNICATIONS

Primary ContactDavid Cohen
Phone (C):817-739-6585
Email:David.Cohen@uc.edu
Twitter:@DavidECohen_

GAME AT A GLANCE

CINCINNATI

17-11 • 7-10 BIG 12

AT

(4) HOUSTON

24-4 • 16-1 BIG 12

SATURDAY, MARCH 1, 2025 • 4:30 PM ET



CINCINNATI BEARCATS

Head Coach Wes Miller

Record at Cincinnati 80-54 (Fourth Year)

Overall Record 265-189 (14th Year)



(4) HOUSTON COUGARS

Head Coach Kelvin Sampson

Record at School 288-83 (11th Year)

Overall Record 788-353 (36th Year)

GAME INFORMATION

Facility Fertitta Center

Capacity 7,035

TV CBS

Radio WEBN 102.7 / Sirius XM 386

Online The Varsity Network/Tuneln

Series Record Cincinnati leads 33-16

Home/Away/Neutral 17-4/14-9/2-3

Last Meeting Feb. 27, 2024 (L, 59-67 in Houston)

THE RUNDOWN

- Cincinnati won its second in a row, and fifth of the last seven games, by getting a defensive stop on Baylor's final possession for a 69-67 win. UC led by 13 at the half, but the Bears clawed back and even took the lead.
- Day Day Thomas, who turned it over out-of-bounds with a 2-point lead and 2:36 left, connected from deep to extend the lead on the next offensive possession. After Aziz Bandaogo's perfect contest of Baylor's game-tying layup attempt, Thomas fell on the loose ball with a second left to seal the game.
- Cincinnati made 10 or more 3-pointers for the fourth time in six games, something it had not done since Thanksgiving Eve. Simas Lukosius, who missed the last two games with a shoulder injury, returned with 17 minutes off the bench and making a triple in each half. Thomas is also at 37.2 percent, up from 28.0 last year.
- Jizzle James is averaging 19.7 ppg the last seven games after 8.4 the first 10. Thomas made his first start of the season on Feb. 2 and is averaging 12.6 ppg since after averaging 5.0 prior.
- Josh Reed once again rose to the occasion with 11 points, putting him at 9-of-10 from the field and 2-for-2 from deep the last two games. It was his third-career start, and he played a career-high 33 minutes. Out of 90 games for his career, four of his five double-figure scoring games have come out of the last six contests overall. He played only 2:59 of the first three Big 12 games but has stacked days and become a fan favorite.
- Dillon Mitchell has averaged 11.7 points and 8.7 rebounds over the last three games, including notching his first 3-pointer since Jan. 4. He and Aziz Bandaogo are tied for fifth nationally with 57 dunks.
- The Bearcats have allowed only nine free-throw attempts the last two games. Cincinnati has allowed the fewest foul shots in the league in Big 12 play and is 13th nationally with 13.6 fouls per game. UC is also 25th defensively in KenPom.
- In its first half of Big 12 play, Cincinnati shot 39.0 percent and averaged 59.6 ppg. In the seven games since, it is at 49.5 percent and 76.4 ppg, in addition to 38.4 percent from deep compared to 26.6 previously.
- If Cincinnati can get to 70 points against Houston, it is 11-2 when doing so this year, with its only losses to eventual top-10 Texas Tech and Iowa State.
- Cincinnati is seeking its highest-ranked win since No. 2 Syracuse in the 2012 Big East Tournament, as well as its 48th over a top-10 team all-time. Last year, the Bearcats won at No. 12 BYU and No. 15 Texas Tech, as well as defeating No. 14 Illinois in Kansas City in Wes Miller's first season.

PROBABLE STARTERS



Jizzle James
12.6 ppg | 3.8 apg
6-3 | 205 | So.
Orlando, Fla.



Day Day Thomas
8.8 ppg | 2.5 rpg
6-1 | 190 | Sr.
Bishopville, S.C.



Josh Reed
4.2 ppg | 2.0 rpg
6-7 | 220 | Jr.
Atlanta, Ga.



Dillon Mitchell
10.2 ppg | 6.6 rpg
6-8 | 210 | Jr.
Tampa, Fla.



Aziz Bandaogo
7.7 ppg | 6.0 rpg
7-0 | 235 | 5th
Dakar, Senegal
@GOBEARCATSMBB

2024-25 CINCINNATI NUMERICAL ROSTER

No.	Name	Pos.	Ht.	Wt.	Cl.	Hometown/Previous School
0	Dan Skillings Jr.	G	6-6	210	Jr.	Blackwood, N.J./Roman Catholic HS (Pa.)
1	Day Day Thomas	G	6-1	190	Sr.	Bishopville, S.C./Kilgore College (Texas)
2	Jizzle James	G	6-3	205	So.	Orlando, Fla./Olympia HS
3	Rayvon Griffith	G/F	6-6	210	RFr.	Cincinnati, Ohio/Compass Prep (Ariz.)
5	CJ Fredrick Jr.	G	6-3	185	Gr.	Cincinnati, Ohio/Kentucky
8	Connor Hickman	G	6-3	200	Sr.	Bloomington, Ind./Bradley
10	Josh Reed	G	6-7	220	Jr.	Atlanta, Ga./Pace Academy
11	C.J. Anthony	G	6-0	195	Sr.	Columbus, Ohio/Putnam Science Academy
14	Tyler Betsey	F	6-8	225	Fr.	Windsor, Conn./St. Thomas More HS
20	JJ Rembert	G	5-10	155	Fr.	Jamaica, Queens, N.Y./Nation Ford HS (S.C.)
22	Arrinten Page	F	6-11	240	So.	Atlanta, Ga./USC
23	Dillon Mitchell	F	6-8	210	Jr.	Tampa, Fla./Texas
24	Tyler McKinley	F	6-9	240	Fr.	Cincinnati, Ohio/Winton Woods HS
41	Simas Lukošius	G/F	6-8	225	Sr.	Kaunas, Lithuania/Butler
55	Aziz Bandaogo	F	7-0	235	5th	Dakar, Senegal/Utah Valley
65	Halvine Dzellat	F	6-10	225	Fr.	Blois, France/Lille Pro B

Coaching Staff

Head Coach: Wes Miller (fourth season)
Associate Head Coach: Chad Dollar (fourth season)
Assistant Coach/Recruiting Coordinator: Andre Morgan (fourth season)
Assistant Coach/Recruiting Coordinator: Drew Adams (third season)
Assistant Coach: Tim Buckley (first season)
Assistant Coach/Director of Player Development: Jaylen Stowe (first season)
Chief of Staff: Bill Comar (first season)
Executive to the Head Coach: Ashley Hecimovich (first season)
Player Development Associate: Malik Massey (third season)
Player Development Associate: Isaiah Manderson (first season)
Video Coordinator: Omari Prince (second season)
Associate AD, Sports Performance: Mike Rehfeldt (fourth season)
Senior Associate AD/Team Athletic Trainer: Bob Mangine

PRONUNCIATION

Simas LUKOŠIUS	See-moss Lew-koh-shiss
Aziz BANDAOGO	Uh-zeez Ban-dae-go
Halvine DZELLAT	Hal-veen Zell-uh

ROSTER INFORMATION

By State/Country

Connecticut	(1) Tyler Betsey
Florida	(2) Jizzle James, Dillon Mitchell
France	(1) Halvine Dzellat
Georgia	(2) Josh Reed, Arrinten Page
Indiana	(1) Connor Hickman
Lithuania	(1) Simas Lukosius
New Jersey	(1) Dan Skillings
New York	(1) JJ Rembert
Ohio	(4) C.J. Anthony, CJ Fredrick Jr., Rayvon Griffith, Tyler McKinley
Senegal	(1) Aziz Bandaogo
South Carolina	(1) Day Day Thomas

By Class

Freshmen	(5) Tyler Betsey, JJ Rembert, Tyler McKinley, Halvine Dzellat, Rayvon Griffith (RFr.)
Sophomores	(2) Jizzle James, Arrinten Page
Juniors	(3) Dan Skillings Jr., Josh Reed, Dillon Mitchell
Seniors	(4) Day Day Thomas, Connor Hickman, C.J. Anthony, Simas Lukosius
Graduates/Final Years	(2) CJ Fredrick Jr., Aziz Bandaogo

By Height

7-0	(1) Aziz Bandaogo
6-11	(1) Arrinten Page
6-10	(1) Halvine Dzellat
6-9	(1) Tyler McKinley
6-8	(3) Simas Lukosius, Tyler Betsey, Dillon Mitchell
6-7	(1) Josh Reed
6-6	(2) Dan Skillings Jr., Rayvon Griffith
6-3	(3) CJ Fredrick Jr., Jizzle James, Connor Hickman
6-1	(1) Day Day Thomas
6-0	(1) CJ Anthony
5-10	(1) JJ Rembert

CINCINNATI QUICK FACTS

GENERAL INFORMATION

Location	Cincinnati, OH 45221
Founded	1819
Enrollment	53,235
Nickname	Bearcats
Colors	Red and Black
Arena (Capacity)	Fifth Third Arena (12,012)
Affiliation	NCAA Division I
Conference	Big 12
President	Neville Pinto
Director of Athletics	John Cunningham
Faculty Representative	Brian Hatch
Department of Athletics Phone	(513) 556-4603
Athletics Ticket Office Phone	(877) CATS-TIX

ATHLETIC COMMUNICATIONS

Primary Basketball Contact	David Cohen
Office/Cell Phone	(513) 556-9845/(817) 739-6585
Email Address	david.cohen@uc.edu
Associate AD/Communications	Zach Stipe
Office/Cell Phone	(513) 556-5186/(865) 244-6119
Email	stipezd@ucmail.uc.edu

TEAM INFORMATION

2023-24 Record	22-15
Big 12 Record	7-11 (11th)
Starters returning/lost	4/1
Letterwinners returning/lost	8/7
Newcomers	6
Pct. points returning	69.9 percent (1,932 of 2,765)
Pct. rebounds returning	54.9 percent (802 of 1,460)
Pct. assists returning	76.1 percent (411 of 540)

CINCINNATI TRADITION

Cincinnati, ranked the No. 9 basketball program all-time by CBS' Matt Norlander in 2019, boasts 1,911 all-time wins, good for No. 12 nationally (both entering the season), with this past season marking the 41st of 20-plus wins. The Bearcats have produced 32 All-Americans (last: Jarron Cumberland's Honorable Mention in 2019), 86 All-Conference selections, 57 NBA Draft picks (last: Jacob Evans III in 2018) and 56 members of the 1,000-Point Club. The program has spent 434 weeks ranked in the AP Top 25 (not including any this season), 212 in the Top 10 and 45 at No. 1. Jack Twyman and Oscar Robertson are both members of the Basketball Hall of Fame, with Robertson earning a spot on the NBA's 75th-Anniversary Team last fall.

SCOUTING THE BEARCATS

LOT OF POINTS RETURNING

Cincinnati is in its best preseason position yet, and we aren't talking about the AP Top 25.

The Bearcats rank second in the Big 12 by returning 69.9 percent of their scoring from last season, which includes six of the top eight performers in that category.

TEAM (Preseason rank)	PCT.
Houston (4)	73.1
Cincinnati (20)	69.9
Iowa State (5)	66.1
Kansas (1)	59.4
BYU (RV)	48.9
UCF	46.9

INJURY RUNDOWN

Simas Lukosius' two-game absence due to a shoulder injury sustained at Iowa State marked the fourth rotational player to miss time this year. Thankfully, he returned and played 17 minutes against Baylor. Below is a recap of the year so far.

Player	Injury (Timing)	Games Missed
Dan Skillings Jr.	Knee (November)	6
Day Day Thomas	Foot (Preseason)	3
Connor Hickman	Foot (Most of Big 12)	13*
Simas Lukosius	Shoulder (February)	2

*Hickman also missed the Grambling game (Dec. 22) for the same injury, and after playing on it a few games afterward, it was best to shut him down. Later, his injury was found to be more severe than initially diagnosed.

Arrinten Page also dealt with a foot injury in Big 12 play that kept him out of a practice or two, though he never missed game time. He did leave Iowa State after 29 seconds after a lower-body injury contesting a layup.

JOSH REED: FOLK HERO

MVP chants. T-shirts in the student section featuring just his headshot. Interviews on the ESPN headset postgame.

It seems crazy to imagine this for junior Josh Reed, who averaged 1.7 points over 9.6 minutes per game his first two years at UC. Through the first three Big 12 games this year, he played 2:59.

Over his last six games, Reed is averaging 9.8 ppg on 62.9 percent shooting (59.7 from deep) and 25.2 minutes per game. He earned his first start on Feb. 19 at West Virginia and has carried it forward, even with Lukosius returning on Tuesday.

"If you would have told me three months ago that with three seconds on the shot clock coming out of a timeout, we would be isolating Josh Reed I would have said 'man, that would be great, but I doubt we would do it.' He has emerged into this offensive player, but the lesson is he did it by doing the little things. It started with the way he defended. To this point in the year, he has been the guy that has won the most defensive awards, he has the best defensive grades in almost every single game. He does all the little things; he rebounds at a high level so that's earned more time and as he has gotten more time, he has found a certain rhythm and confidence offensively and that has been really impactful for our team."

Miller also said that in addition to Reed's great attitude and work ethic, even through some tough moments, what is really the most exciting part is how his teammates have reacted to the sudden emergence, all because of how good a teammate he is to them.

Jizzle James echoed those sentiments after the Baylor win: "I am really just happy for him because for him he did his time, and it came for him. He's getting to show the world what he can do, and he is a big factor on this team. So, I am just glad he is getting all the love he deserves."

FIRST HALF -> SECOND HALF

What a turn of events for Cincinnati in the second half of Big 12 play. It all began with a 93-83 win at UCF, shooting 58.5 percent, after losing to West Virginia, 63-50, at home.

Jizzle James is also at 19.7 ppg on 48.1 percent shooting after 8.4 on 34.0 percent, with the aforementioned Josh Reed doubling his minutes from 11.6 to 23.1.

Stat	First Half (2-8)	Second Half (5-2)
PPG	59.6	76.4
FG%	39.0	49.5
3FG%	26.6	38.4
FT%	65.9	69.8
Reb Margin	-3.5	-0.9
TO Margin	+1.7	+3.0

From Miller: "Over the last three weeks or so, I think our team hit the reset button in a really healthy way. They have always been working, but they are working with more intention and playing with more confidence and playing more connected on both ends. There is more life in their play collectively, and I think that started with the mindset shift, and we have to continue to do that and build on that. We can't think we have arrived because we won a handful of games. We have to go back to the gym today and practice. This is the boring stuff but the good stuff in basketball is the boring stuff. That is what the good stuff comes from, and we need to keep embracing the day-to-day approach."

DAY DAY THOMAS' MATURITY

Thomas started the first 35 games last year before breaking his foot in the NIT opener. After another foot injury on Oct. 22, he missed the first three and found his way back in the starting lineup on Feb. 2.

While he has done a lot of things, from a second-straight year as an incredible on-ball defender to improving his 3-point shooting from 28 to 37.2 percent, the last few minutes of the Baylor win were what Wes Miller wanted to spotlight.

"The thing I'm most proud of is that it wasn't going our way there in the second half...Day Day [Thomas] the play he dribbles it off his foot, he was down, and you can see it on his face. He wants it as bad as anybody I've coached. He knows that was a big play. Then he comes back the next time and makes the biggest three of the game. Then he gets the deflection and the loose ball."

DEFENSE REIGNING SUPREME

The 3.2 ppg improvement since last year has been a sight to see. Since the start of last year, Cincinnati has been responsible for two of Kansas' four lowest-

scoring games as well, in addition to BYU's two lowest scoring halves of this entire season. Asterisks denote NCAA Tourney teams.

Season	Scoring Avg.	League/Nat'l Rank
2024-25	65.0	3/23
2023-24	68.2	4/68
2022-23	69.3	4/147
2021-22	65.9	3/72
2020-21	72.1	11/226
2019-20	67.1	7/117
2018-19*	62.7	2/14
2017-18*	57.5	1/2

CINCINNATI GAINS 12TH MCDONALD'S ALL-AMERICAN

Shon Abaev, one of Cincinnati's two early signees for the upcoming season, was named a McDonald's All-American, becoming the eighth signee and 12th overall to play for the Bearcats. The Fort Lauderdale, Fla., native is averaging 24.1 points, 7.3 rebounds and 3.8 assists per game in the Overtime Elite League.

Asterisks denote transfers. DerMarr Johnson was also the National Player of the Year that season.

Player	Year
Roger McClendon	1984
Keith LeGree*	1991
Dontonio Wingfield	1993
Damon Flint	1993
Danny Fortson	1994
DerMarr Johnson	1999
Kenny Satterfield	1999
James White*	2001
Mike Williams*	2004
Lance Stephenson	2009
Dillon Mitchell*	2022

AZIZ'S OFFENSE: NEW X-FACTOR?

Cincinnati is now 14-3 (8-2 this year) in Aziz Bandaogo's two years when he scores in double-figures. While the 2023 WAC Defensive Player of the Year is most known for that side of his game, he and the Bearcats have been much more in-sync for lob attempts. Also, Bandaogo has seen a 9.4 percent increase from the foul line, and it should be noted that he has taken extra reps during team water breaks.

Game (2023-24)	Points (notes)
at Howard	12
FGCU	10
Bryant	12
vs. Dayton	10 (only loss of 2023-24)
at (12) BYU*	12
at (15) Texas Tech*	10
at UCF*	13

Game (2024-25)	Points (notes)
Arkansas-Pine Bluff	11
Morehead State	12
Alabama State	10
Howard	17 (UC career-high)
Xavier	12
Grambling	15
at Baylor*	11 (first loss of 2024-25)
at UCF*	16
Utah*	10
at (10) Iowa State*	10 (second loss of 2024-25)

20-POINT OUTINGS COMING ALONG

Even when Cincinnati was pouring it on offensively early in the season, it was a very democratic approach. Simas Lukosius' 20 against Arkansas-Pine Bluff was the only 20-point game for UC until three months later.

Now, the Bearcats have four since the second half of Big 12 play began.

Player	Game (Date)	Points
Simas Lukosius	Ark.-Pine Bluff (Nov. 4)	20
Day Day Thomas	@ UCF (Feb. 5)	20
Jizzle James	BYU (Feb. 8)	24
Jizzle James	Utah (Feb. 11)	25
Jizzle James	@ (10) Iowa State	25

UTAH'S CRAIG SMITH ON JIZZLE

Jizzle James' 25-point outing against Utah matched his career-high and marked the first instance of back-to-back 24-point games by a Bearcat since David DelJulius in 2021-22.

"We recruited him some out of high school, and it became clear we weren't getting him. He's a dynamic player, strong guy with good size and is very athletic. He'd been struggling shooting coming into our game two weeks ago, and the first shot he makes a corner three. I think he made three of those in the first half. I don't remember the WVU or UCF, but he had six against BYU. He's just a hard guy with a really elite pull-up jumper. He and Day Day Thomas both have that...(Cincinnati) was struggling a couple of weeks ago, but that's certainly changed. He's good. We didn't have a lot of answers for him, and it started right from the jump. When we got here for shootaround at 10 a.m., he was in a full lather after a morning workout."

ON TOUGH STRETCHES...

Wes Miller's first UNC Greensboro team, which included him being named the interim head coach on Dec. 13, 2011 halfway through an 11-game losing streak, saw the Spartans win 10 of 11 from Jan. 12 - Feb. 15.

"When you are involved in college athletics and high-level athletics, there is going to be some adversity and some challenges. I have learned and experienced that those moments are the most important to your growth and the most important moments to the success that follows if you handle them correctly. This is the type of wisdom you try to instill in your players, but they don't matter if you don't handle them appropriately and learn from the mistakes and grow from it.

"I would love to take the whole month of January and throw it away, there's no doubt about that, because I want to win every game. I want our players to have success, and I want this program to perform at the level we all expect it to. This is an opportunity with what we have gone through here to really learn and grow and find the competitive character and edge that we expect in this program. You have to dig in and learn from it and that is what we are trying to do as a program."

UNPLUGGED, IF YOU CAN HELP IT

Miller has long discussed not using any social media during the season with the disclaimer that his generation didn't grow up with social media and have as big a need for it now.

"Since 2006, I felt like I have been in a media and

fan base spotlight because I played at North Carolina where there is a ton of eyes on you, and they do the same thing. When you are a head coach even at the mid major level there are still people that write stories, have opinions and say things about you. This is not an uncomfortable situation for me because I am used to it. It is more of a challenge for players with today's social media culture, which I can't relate to as a player."

He even recalled that having a sidekick phone and AOL Instant Messenger had the North Carolina team thinking they were the coolest thing walking around in Chapel Hill.

"We have to find a way to encourage our kids to not listen when it is too good and not to listen when it is negative. That is a real challenge, but I don't blame our fans. I want passionate fans, and I want people to want it. If we are being honest, the support here has been tremendous and the support for our program and for me and our players has been incredible. We owe them a better fight and a better performance, and we all know that."

NOT AN IDEAL START, BUT...

Wes Miller addressed the elephant in the room after UC opened 0-3 in Big 12 play, playing an excellent second half against Arizona to fully erase a 19-point deficit but not doing well in the other five halves of league play.

"Everybody's gotta raise their level, from myself to the players and our staff. We played poorly, probably the worst game all year. We did not feel like we played great the previous two games (Kansas State and Arizona), even though we had our chances. The challenge isn't to point fingers, because it's not that simple.

"By the way, you can play really well three games in this league and not win any of them. That just hasn't been the case and that's the hard pill to swallow. If we did, we'd be discouraged and I'd be sitting here saying we played great and we'll be alright."

NEW MINDSET? NOT NECESSARILY

Cincinnati had been ranked all season, including for its losses at Villanova, Kansas State and Arizona.

While this is the first season UC has been ranked under Wes Miller, he offered his own insight in between the K-State and Arizona games regarding a question of how it changes the mindset of being the hunted versus perhaps the hunter.

"I think at this level of basketball, you're gonna get the best shot all the time. If you look at our league, everyone's good and hungry. What I challenge our staff, myself and our team on a daily basis is to never allow ourselves to believe we've figured it out and arrived. You never have it figured out. You try to take something you're doing well and master it.

"I think it's human nature, when you have some relative success, to think you're good. To me, that's the death of excellence and sustainable success. That's the challenge with not just this team, but every team. That can be harder and harder in this social media society with so much instant gratification...you have to remain in the moment and be consumed and obsessed with improving."

NO POINTS, NO PROBLEM FOR JIZZLE

Despite an 0-for-11 performance against Xavier, Jizzle

SINGLE-SEASON THREE-POINT MAKES

No.	Season
314	2022-23
270	2023-24
269	2021-22
264	2016-17
262	2017-18
260	2011-12
253	1993-94
252	2015-16
237	2003-04

SINGLE-SEASON THREE-POINT ATTEMPTS

No.	Season
894	2022-23
853	2021-22
827	2023-24
765	2016-17
763	2011-12
742	2017-18
729	2012-13
725	2015-16
702	2008-09
693	1993-94

**Bold underline indicates Wes Miller era*

ALL-TIME WINNINGEST PROGRAMS

Cincinnati entered the season ranked 12th national-ly in all-time wins. The following numbers reflect the preseason.

Rank	School	Wins
1.	Kentucky	2,398
2.	Kansas	2,393
3.	North Carolina	2,372
4.	Duke	2,300
5.	UCLA	2,002
6.	Temple	1,993
	Syracuse	1,993
8.	Notre Dame	1,963
9.	St. John's	1,942
10.	Indiana	1,931
11.	Purdue	1,929
12.	Cincinnati	1,911
13.	Illinois	1,908
14.	Texas	1,900
15.	Utah	1,897

MEASURING THE BIG 12

UC held an 83-42 record against its new league foes entering the season. In addition to UCF and Houston in the AAC from 2013-23, UC and West Virginia competed in the Big East from 2005-13.

Cincinnati's last matchup over an incumbent Big 12 team was a 75-61 win over Kansas State in the 2016 NCAA First Round.

All records above and below are entering 2023-24.

Team	H2H Record	Last Meeting
Baylor	0-1	1947
BYU	1-2	2001
UCF	10-5	2023
Houston	33-14	2023
Iowa State	4-1	2016
Kansas	4-3	1996
Kansas State	7-1	2016
Oklahoma	4-2	2011
Oklahoma St.	2-3	2002
TCU	5-0	2005
Texas	2-0	2012
Texas Tech	1-0	1961
West Virginia	10-10	2012

James was locked in at all times, eventually sinking two major free-throws with 13 seconds left to give UC a 68-65 lead before Xavier's final possession.

Wes Miller was effusive in his praise of the sophomore, noting that the two watched every possession of his one-on-one together later.

"I'm not worried about him; I'm proud of him. Sometimes you have to think about this in a different way. If you watch the tape, he didn't change the way he played when he was 0-for-5 or 0-for-7 ... but when he was 0-for-11 and got to the free-throw stripe with two big free-throws, could you tell he was 0-for-11? That speaks about him as a winner and competitor than whatever his shooting percentage was. Most players, in a game like that, that have a night where they can't buy one, it's going to affect the way they defend, their mindset, leadership and approach. You would not be able to tell a difference watching Jizzle play the game...I think that was one of the reasons we won the game."

SKILLINGS RETURNS VS. HOWARD

Fan favorite and last year's leading scorer Dan Skillings Jr. (12.9 ppg, 6.4 rpg) suffered a knee injury in the Nov. 4 season opener. Not only that, he excelled the rest of the game (17 points, 11 rebounds) through it and did not feel it till the following morning.

Skillings underwent a successful minor procedure the following Monday morning, and based on the procedure's announced 4-6 weeks, he was playing in a game 27 days later.

Skillings played 14 minutes against Howard on Sunday, then was held out of practice on Monday for rest.

CINCINNATI'S DOUBLE-DOUBLES

The season-opening blowout of Arkansas-Pine Bluff saw Dan Skillings and Jizzle James become the first teammates with a double-double since David Delulius and Landers Nolley II in January 2023 against ECU. There have been four instances since 2016.

Player (Opponent, Date)	Pts	Rebs
Dan Skillings (UAPB, Nov. 4)	17	11
Jizzle James (UAPB, Nov. 4)	12	10 (assists)
Dillon Mitchell (@ GT, Nov. 23)	14	11
Dillon Mitchell (Xavier, Dec. 14)	11	10
Dillon Mitchell (@ KSU, Dec. 30)	15	11
Aziz Bandaogo (Utah, Feb. 11)	10	10
Dillon Mitchell (TCU, Feb. 22)	12	13

Teammates	Opponent	Date
Dan Skillings/Jizzle James	UAPB	11/4/24
David Delulius/Landers Nolley	ECU	1/11/23
Tre Scott/Nysier Brooks	Milwaukee	11/16/18
Kyle Washington/Gary Clark	Iowa State	12/1/16

TESTED IN TRUE ROAD GAMES

Cincinnati joins Alabama and Marquette as the only power-conference programs who played three non-conference games in true road environments (NKU, Georgia Tech and Villanova).

BEARCATS: OHIO'S STATE CHAMPS

There is no hardware included in the (un)official distinction, but UC's wins over Xavier and Dayton, combined with one at neighboring NKU and in charity exhibition play against Ohio State, served as a nice validation.

UC had previously lost its last matchups to the Musketeers, Flyers and Buckeyes, and last year

defeated NKU after falling to the Norse in 2022-23.

DAY DAY THOMAS RETURNS AT NKU

Senior guard Day Day Thomas started the first 35 games for UC last year before suffering a season-ending broken foot in the NIT opener. He was injured again on Oct. 22. He averaged 10.4 ppg and led the team with 116 assists and 61 steals in 2023-24.

Thomas was a full participant in practice on Monday, Nov. 11 (same day as Skillings' procedure).

"He's been doing workouts and jumping into some things," Miller said Wednesday, Nov. 13. "But he did that for as long as I allowed it and then he'll probably continue along that. It's the same thing I said about Dan. He can practice, he's been cleared medically, he can play in the games. We will take it incredibly slow and be incredibly conservative I think it's not out of the question if he plays some minutes Friday night."

Thomas did not play that Nicholls game, but instead made his debut with 13 minutes in the road win at NKU. He has begun 5-of-8 from deep (62.5 percent) after shooting 28.0 percent there last season.

Thomas led UC in assists (116) and steals (61) last season. He played a season-high 22 minutes at Villanova, his fourth game back.

BEARCATS SIGN TWO FRESHMEN

The 2025-26 season is already off to a good start with the additions of Keyshuan Tillery and Shon Abaev as incoming freshmen.

Tillery is a point guard currently playing at Wes Miller's alma mater, the New Hampton School in New Hampshire. The Albany, N.Y. native is ranked as high as No. 53 nationally and sixth among point guards in his class.

Abaev, at 6-foot-8, is Cincinnati's second-highest rated recruit of the 247Sports era, trailing only NBA veteran Lance Stephenson. The Fort Lauderdale product and consensus top-30 prospect is currently excelling with Fear of God Athletics in the Overtime Elite league.

NINE-STRAIGHT WINS IN THE ACC

Cincinnati extended the streak the Saturday before Thanksgiving with a never-in-doubt rout of Georgia Tech. The run began in the 2009 Maui Invitational against Maryland.

The last four have come under former North Carolina star Wes Miller, whose first power-conference win as a head coach came at Virginia Tech in 2013.

Team	Score	Date
vs. Maryland (Maui)	W, 69-57	11/24/2009
Florida State (NCAA)	W, 62-56	3/18/2012
NC State	W, 68-57	11/12/2013
vs. Pittsburgh (NYC)	W, 44-43	12/17/2013
@ NC State	W, 76-60	12/30/2014
vs. Louisville (Maui)	W, 81-62	11/23/2022
Virginia Tech (NIT)	W, 81-72	3/15/2023
Georgia Tech	W, 89-54	11/22/2023
@ Georgia Tech	W, 81-58	11/23/2024

TWYMAN-STOKES CLASSIC

Cincinnati's MTE against Nicholls and NKU were part of the Twyman-Stokes Classic.

Friday's game will feature a halftime presentation spotlighting the story that transcends the city and basketball as a whole. Rising NBA star Maurice Stokes,

while playing for the Cincinnati Royals, suffered a life-changing injury at the end of the 1958 season that left him paralyzed and unable to speak. His teammate, Bearcats legend Jack Twyman, became his legal guardian at 23 to give him financial and physical support.

After years of grassroots fundraising nationwide, NBA stars held out at the 1964 All-Star Game to get the players' union recognized, largely in part after seeing what Stokes had gone through. Stokes died in 1970, and when Twyman passed in 2012, the Reverend Jesse Jackson helped lead a call to the NBA to establish the Twyman-Stokes Teammate of the Year award.

BIGGER THAN TEAMMATES

Cincinnati freshman forward Halvine Dzellat enrolled in September with an expectation to redshirt, both regarding his adjustment from France as well as gelling with his new team that had worked together all summer.

With freshman Tyler McKinley suffering a season-ending injury that month, plans changed, and Dzellat cleared his NCAA waiver, making his debut in the season opener.

"He and I were laughing about it in the locker room last week," Miller said postgame. "When he got here, he speaks no English and I speak no French, and that's a bad combination when you started practice already. I mean, that's hard because I can't help him with the French, and he can't understand what I'm saying. It's not the summer when there's time and we were right in the middle of it. He's starting to learn English. He's starting to understand and practice a little bit better. One of the neatest things is watching Aziz coach him. Aziz will coach him in French in practice. When I'm installing something or explaining something, Aziz will be translating in his ear, which has been really cool. It's cool to watch guys help each other on a team. That's what it's about."

BANDAOGO'S ASSESSMENT OF DZELLAT

Aziz Bandaogo began learning English at the NBA Academy of Africa when he was 17-18, communicating with partners to get better and gain eligibility for college.

Halvine Dzellat is his roommate, and he rates the freshman's English skillset at an 8 or 9, saying they split their English and French 50/50 when hanging out as Halvine wants to improve his.

Bandaogo also speaks Wolof and Serer, the latter what his mom speaks. Wolof, he says, is more of the natural language of Senegal.

JUMPMAN, JUMPMAN, JUMPMAN...

Cincinnati returned to familiar threads in 2023-24 with the Jordan brand. The Bearcats were one of the three original schools rewarded with it in 1997, joining St. John's and North Carolina A&T.

Michael Jordan himself helped present the uniforms to the public on the Rosie O'Donnell Show on Sept. 9, 1997.

This year's Crosstown Shootout threads were focused on the black, an adopted school color for 130 years, the Cincy moniker that spotlights the city, fight song, newspapers and how ESPN labeled the school on its scorebugs in Big East games, as well as elephant print on the sides as a nod to the Air Jordan 3, a

hallmark of the Jordan Brand aesthetic.

GIVE THE EQUIPMENT STAFF CREDIT

Cincinnati's win over No. 22 Dayton featured the elephant-print black uniforms from the Xavier win for the second-straight game. Head coach Wes Miller, while saying he loves talking about jerseys, shoes and gear in the offseason, gave Director of Olympic Sports Equipment Andy Frigge a shoutout after the Dayton game.

"Andy handles the equipment for our program and a lot of others. He asked me this morning which black uniforms we wanted to wear. I told him I don't care, I just want to win the game. You pick and you surprise me, but you better pick the one that wins. So, Frigge is in good shape with me now. Shoutout to Frigge."

MILLER DEFEATS FORMER PLAYER

Cincinnati's Nov. 15 victory over Nicholls saw Miller coach against his former prized recruit and two-year star Tevon Saddler, the youngest coach in Division I, which includes that Miller was also the youngest in the nation when he coached Saddler.

Saddler was the SoCon Freshman of the Year and an All-Conference player the following season before transferring.

"Coaching is so special because you get to watch kids come in, you get to build relationships with kids when they're kids, and then you get to watch them turn into young men while they're in college, and then you get to follow him. And I had one of my former players, James Dickey, he was here tonight. He walked in the office and made my day, because he wanted to be up here to see this. So I say all that because that was really special for me. And I'm really, really proud of Tevon Saddler. He's going to be a star in college basketball, and he won 20 games last year, in his first year, goes to the conference finals, and they won a big game in Northern Kentucky last night. I mean, they won at LSU last year. They almost won at Maryland last year. They have a really nice basketball team, and I'm proud of him, and after tonight, I'll be pulling like hell for him. I wasn't pulling for him going into tonight, but other than that, I'll be pulling for him so that that was really neat."

REVISITING JIZZLE'S EARLY FRESHMAN SEASON

Freshman guard Jizzle James knew he was going to play no matter what with only one other true point guard, Day Day Thomas, on the roster.

He had six turnovers over his first two games (32 minutes), but came back two days later against Eastern Washington and had none in 16 minutes. In the process, he collected 13 points for the second-straight game.

Eventually, his best games came on the biggest stages, with 25 against Bradley in his first start, 19 at Xavier, 16 against No. 10 Iowa State and 10 at No. 7 Kansas, among other performances.

"He has the right mindset and work ethic, but he has not impressed me on the basketball court yet," Wes Miller said. "That's a compliment to him, because I think he has so much excellent basketball in front of him."

UC Freshman Scorers, 7.0+ PPG (Since 2010)

Player (Year)	PPG	Starts
Jizzle James (2023-24)	8.8	2
Tari Eason* (2020-21)	7.3	8

2024-25 CINCINNATI MEN'S BASKETBALL

Jarron Cumberland* (2016-17)	8.3	0
Jacob Evans* (2015-16)	13.8	8
Gary Clark* (2014-15)	7.8	34
Sean Kilpatrick* (2010-11, RS)	9.7	1
Lance Stephenson* (2009-10)	12.3	32

*Made NBA

ONE CALL, THAT'S ALL

Well, it took more than that to recruit Arrinten Page out of high school, as Wes Miller and other staff members made as many visits as they could to woo him, including watching his 5:30 AM workouts.

As Page entered the portal, he recalled associate head coach Chad Dollar's blunt approach.

"AP, you coming or not?" Page said. "I committed the next day. It was real simple the second time around." Page also described playing for Coach Miller as "it's hard if you don't love the game as much as he does. Some days, he will come with this fire and intensity, and if you're not about it, it can get on your nerves. But if you come into work every day, you'll be good."

HOW THEY FARED IN YEAR 3

Wes Miller entered his third, and most challenging season yet, as the Bearcats began their Big 12 tenure. Below is a look at how UC coaches over the last 50 years fared in their first three seasons.

Mick Cronin did not make the NCAA Tournament until Year 5, which kicked off a nine-year streak.

Coch (Year)	Record	Postseason
Wes Miller (2023-24)	22-15	NIT
Mick Cronin (2008-09)	18-14	N/A
Bob Huggins (1991-92)	29-5	NCAA Final Four
Tony Yates (1985-86)	12-16	N/A
Ed Badger (1980-81)	16-13	N/A
Gale Catlett (1974-75)	23-6	NCAA Sweet 16

STAFF UPDATES

Former assistant coaches Jake Loeffler and Jake Thelen left for head coaching jobs at Loyola (Md.) and Covington Catholic HS, respectively, with Thelen going back to his alma mater.

Miller this offseason added veteran assistant Tim Buckley and former UNC Greensboro and Cincinnati grad assistant Jaylen Stowe.

Buckley, previously at South Carolina for two years, spent 10 years as a head coach at Ball State (2000-06) and NCAA Division III Rockford in Illinois (1989-93). He has more than 35 years of coaching experience overall with recent assistant stops at South Carolina, UNLV, Indiana, Marquette and Iowa. While at Ball State, he helped lead the team to upset wins over No. 3 Kansas and No. 4 UCLA during the 2001 Maui Invitational. The Gamecocks, with his help, went 26-8 last year for their best single-season turnaround in program history.

Stowe was a GA under Miller for the staff's first two years at UC before landing his first full-time job as an assistant coach and recruiting coordinator at High Point. The Panthers, with 11 newcomers, won the Big South regular-season title and went 27-9, their winningest season in their Division I history.

MILLER'S EXTENSION

Cincinnati announced on Dec. 14, 2022 that Wes Miller would receive a two-year contract extension, as well as an increased salary, through the 2028-29 season.

JIZZLE JAMES STARS IN FIRST START

Cincinnati was dealt a tough blow late in its overtime win over San Francisco as Day Day Thomas limped off the floor with a season-ending injury.

Enter Jizzle James, who earned his first-career start against Bradley and posted career-highs in points (25) and minutes (38). It marked the highest-scoring game for a Bearcat rookie since Jarron Cumberland in 2017 against South Florida.

"It was just doing my job. I knew I had to play more. I wanted to get my guys in position to be at their best in creating for each other. I came in with a leader mindset in getting people going, and I knew it would open up for myself too."

James also credited Thomas as someone he learned from all season, and how John Newman III "taught me how to be a professional and take care of business, as well as how to be a college athlete."

MITCHELL SHINES EARLY IN HOME EXHIBITION

Dillon Mitchell scored a team-high 12 points on 6-of-6 shooting, in addition to excellent defense that included seven rebounds in 20 minutes, against Ohio State in the home exhibition.

"When we recruited Dillon, one of the most important things we looked for is someone who aligns with who we are and what we are about and how we play. The next thing we look at is how does that person fit in with those returning core guys and we felt like Dillon fit in so well because he can do so many different things and his versatility allows him to play in so many different spots on both sides of the ball. What is neat is who Dillon [Mitchell] is the first couple of weeks of the season will not be who he is in January, February and March. There is still a process for assimilating him and I think he can be terrific if he stays at it like he has so far."

NO BYES (LITERALLY) IN BIG 12

This year's Big 12 slate, as part of its first year of 16 teams, has two games a week from pre-New Year's Day till the tournament in Kansas City.

"We discussed this with our team this week because our guys looked a little rundown for the first time, and I tried to remind them that in January and February we are going to have two games a week and we are going to have to do that for 10 straight weeks," Miller said of the team's expectations. "We are going to have to push through this because we are going to feel like this again. That is a different experience from what we had a year ago and it will be that way for everybody. This is why the work you do now to prepare for that is going to matter. Your physical condition, mental preparations and your resilience as a team is going to be put to the test. Finally, you hope your depth ends up being a factor if you are deeper than some other teams."

LUKOSIUS: MR. CLUTCH IN 2024

The big year for the junior from Lithuania continued in the NIT first round, as Lukosius went 8-for-10 from deep for 28 points against San Francisco, including the game-winner trailing by 2 with 3 seconds left in overtime.

Lukosius' 26 second-half points, for a career-high 31, against WVU in the opening round of the Big 12 Tournament continued what's been an amazing trend.

Three of UC's Big 12 wins have come with Lukosius nailing the game-winner or an equally-impressive dagger in the final seconds.

His pull-up jumper with 21 seconds left at No. 15 Texas Tech gave UC a 73-72 lead, and after a Red Raider miss, John Newman III was all alone in the backcourt to stall time before a dunk with 2 seconds left to close the 75-72 win.

At UCF, Lukosius drove baseline and hit a tough layup to make it a 3-point game in that eventual victory.

Finally, in a pivotal game for the Bearcats against K-State, he nailed an NBA-range, top-of-the-key triple over his defender with 9.9 seconds left to put UC ahead and win, 74-72. Even better, it came with his family in attendance.

EXTRA MILE IN RECRUITING SIMAS

Simas Lukosius is a fan favorite at UC, bringing a substantial Big East resume from his two years at Butler.

Assistant coach Drew Adams, who has the most international ties (as well as the state of Indiana) on staff, was largely credited with bringing him to Clifton, and Lukosius described it as "major" that Adams flew to Lithuania to visit the family during the process.

"I put a lot of attention to how the coaching staff is going to treat my father or family in general. I feel like the way this coaching staff put a lot of focus on recruiting not just me, but the people around me, I really rely on my dad a lot for decision-making."

It's not the first time UC went above-and-beyond in the family circuit. Landers Nolley II, last year's leading scorer, was treated to a zoo visit with his daughter as part of his pitch.

SEVEN-NATION SIMAS

Lukosius, by virtue of his father's coaching career, has lived in seven countries: Lithuania, Russia, Kuwait, Lebanon, Germany, Bahrain and the United States.

"A lot of those countries I lived in when I was a little kid, like before I even turned eight," he said. "I think without even realizing it back then, it made me more comfortable with changing my surroundings and adapting quickly. I left to live in Germany when I was 15 and came to America for the first time as a freshman. I feel like there was never a time where I thought coming to a new place was hard. I've always been good at adapting to any situation."

SKILLINGS' 20-PIECE SKILLSET

Dan Skillings Jr. scored 17 of his 20 points against Bradley in the second half, giving him six 20-point games in his career. Several have come in big stages, beginning with Temple in the 2023 AAC Tournament as a freshman.

Others have come at No. 14 Baylor and in the thrashing of No. 16 Kansas at the Big 12 Championship.

GAME	POINTS
vs. Temple (AAC)	20

Northern Kentucky	25
Stetson	29
@ (14) Baylor (starter)	24
UCF (starter)	21

vs. (16) Kansas (starter)	25
Bradley (NIT) (starter)	20

JOHNNY DAWKINS ON SKILLINGS

UCF head coach Johnny Dawkins had a lot to say about sophomore Dan Skillings Jr. following his 21-point performance against the Knights on Jan. 27, 2024.

"I have watched the young man get better and better over the last year. You see improvement, that is what you want to see, that is what we kind of grew up with as coaches and players, is watching a natural progression of a player like him. It is fun seeing him develop and blossom, I think his best basketball is still ahead of him. I see a lot of things this young man will be able to do as he continues to improve his game. The Cincinnati coaching staff is doing a great job with his development, and you see that."

JIZZLE: IT'S AN ALTER EGO

The age-old question made the airwaves, via a WCPO feature in the Cincinnati market.

"Jizzle is my on-court persona," said the freshman point guard. "It means playing hard and being myself, especially having the same name as my dad. I use that to play with an extra edge on the court."

"I was creating a monster with (the nickname Jizzle)," said his Pro Football Hall of Fame father. "We knew we had to create something special. I always tell him that's his alter ego. He turns into a whole nother person. Some people would call me Jizzle or E-Jizzle, or whatever, so I handed it down to him so he could take it to another level."

KELVIN SAMPSON ON JIZZLE JAMES

Houston head coach Kelvin Sampson, of 19 NCAA Tournaments and a pair of Final Fours over his illustrious career, spoke highly of the Bearcat rookie.

"He doesn't look like a freshman, does he? He's a big, strong guard with great quickness. I like his game a lot, and he's only gonna get better. Jizzle James, I just like saying his name. I would never call him Edgerrin James, Jr. We've played against some real good guards here, and one of the best I ever went against was (former Cincinnati All-American) Steve Logan."

CARDIAC CATS' COMEBACKS

The 16-point, second-half comeback against West Virginia in the Big 12 Tournament marked the eighth game under Wes Miller in which it came back from 10-plus points to win. Three of those were against ranked teams, and five of the eight are this year.

In the WVU game at the Big 12 Championships, Cincinnati wiped out its 16-point deficit in only 4:21. It even came in the same arena as the Illinois game.

Game (Year)	Largest Deficit (Half)
vs. No. 14 Illinois (2021-22)	15 (11:56 in 1)
at Wichita State (2021-22)	10 (8:50 in 1)
vs. Temple (2022-23)	10 (13:15 in 1)
Evansville (2023-24)	10 (19:44 in 2)
at No. 12 BYU (2023-24)	10 (19:43 in 2)
No. 19 TCU (2023-24)	11 (7:33 in 1)
UCF (2023-24)	12 (Halftime)
vs. West Virginia (2023-24)	16 (11:45 in 2)

OVERTIME CATS UNDER MILLER

Wes Miller is 13-8 in overtime as a head coach, including 9-6 at UNCG and 4-2 at Cincinnati. Below are his results since coming to Clifton.

Per ESPN Stats and Info, Cincinnati's win over No. 19 TCU extended its ranked overtime win streak to 12, the longest streak in AP poll history by a wide margin. It began with a 2OT victory over No. 22 Marquette on Feb. 13, 1994.

Game (Year)	Result
at Tulane (2022-23)	L, 94-101
Temple (2022-23)	W, 88-83
at Howard (2023-24)	W, 86-81
No. 19 TCU (2023-24)	W, 81-77
at Oklahoma (2023-24)	L, 71-74
San Francisco (NIT, 2023-24)	W, 73-72

DAY DAY THOMAS: MR. 5-5-5

The regular-season finale saw Day Day Thomas become the first UC player since 2018 to record 5 rebounds, 5 assists and 5 steals in a game, and the Bearcats blew out West Virginia, 92-56.

Player	Year	Opponent
Cashmere Wright	2012	Villanova
Cashmere Wright	2012	@ Villanova
Cashmere Wright	2012	Florida St. (NCAA)
Jacob Evans	2018	Temple
Day Day Thomas	2024	West Virginia

AZIZ'S AMAZING DEBUT, II/22/23

Senior forward Aziz Bandaogo made his UC debut off the bench against Georgia Tech on Nov. 22, and calling it jaw-dropping would be an understatement. Bandaogo's first three minutes featured, in order, a blocked shot, alley-oop slam and a team turnover in forcing a shot-clock violation.

The 2022-23 WAC Defensive Player of the Year finished with eight points and nine rebounds over 21 minutes, all while receiving a thunderous ovation as soon as he made his way to the scorer's table.

PERSPECTIVE ON AZIZ BANDAOGO

Aziz Bandaogo averaged 2.9 ppg over his first two years of college (Akron), before moving on to Utah Valley and a year later emerging as ESPN's 16th-rated transfer.

Wes Miller has taken note of his tall tasks of getting out of his comfort zone between the lines, including the first times Bandaogo has been asked to guard a non-center.

"This time last year was the first time he had ever had success at any level of basketball. He was having some games at Utah Valley, the year before he didn't play, he wouldn't even get in the games. So, his development is still early and new ... What's neat when you're working with young people is you can see them improving right in front of your eyes over a short period of time."

SKILLINGS IN ELITE COMPANY

Dan Skillings' career-high 25 points against NKU in 2023-24 marked the third UC performance of 25 or more off the bench since 2010. The full listing is below, with the other two players eventually making the NBA.

His 29 in a double-double performance over Stetson marked the most by a Bearcat reserve since Tony Bobbitt in 2002, as well as the most in a double-double since Troy Caupain in 2016.

Player (Opponent)	Year	Points
Sean Kilpatrick (Wright State)	2010	26
Jarron Cumberland (South Florida)	2017	26
Dan Skillings (NKU)	2023	25
Dan Skillings (Stetson)	2023	29

OLD, BUT WISE

CJ Fredrick enters his seventh year of college as the fifth-oldest player in the country.

Below, in order of their birthdate, with month and day omitted.

PLAYER (CURRENT SCHOOL)	WINS
Trevin Knell (BYU)	1998
Drue Drinnon (Texas State)	1998
Jeff Armstrong (Southern Miss)	1999
Neftali Alvarez (Southern Miss)	1999
CJ Fredrick (Cincinnati)	1999
Cooper Smith (Eastern Michigan)	1999
Jovan Blackshear, Jr. (Cal)	1999
Robert Braswell IV (Charlotte)	1999
Dawson Baker (BYU)	1999

FREDRICK'S WINNING WAYS

Cincinnati native CJ Fredrick has returned home following five years at Iowa and Kentucky. The Covington Catholic (Ky.) grad has also seen his fair share of success at the high-major level and will have up to two years' eligibility at UC, bringing a 113-52 record with him.

Fredrick's redshirt season at Iowa also included defeating Cincinnati in the 2019 NCAA Tournament in Columbus.

Wes Miller has even noted that his first time trying Skyline Chili was per Fredrick's suggestion as he was attempting to recruit him out of the transfer portal in April 2021, shortly after his hiring.

Season	Team Record	Stats
2018-19	23-12, NCAA 2nd Round	Redshirt
2019-20 (Iowa)	20-11, No NCAA (COVID)	10.2 ppg
2020-21 (Iowa)	22-9, NCAA 2nd Round	7.5 ppg
2021-22 (UK)	26-8, NCAA 1st Round	Medical RS
2022-23 (UK)	22-12, NCAA 2nd Round	6.1 ppg

DOUBLE-DUTY DAN HOARD

The Dayton game last year was yet another glorious chapter in Cincinnati radio voice Dan Hoard's storied career, this time with his best proximity in some time.

Hoard carried the Bengals' 1 p.m. game against the Minnesota Vikings, then trekked slightly down the banks to do the Bearcats-Flyers game at 7 p.m., all on 700 WLW.

Hoard is among a select few handling Pxp duties within the college hoops and pro ranks nationally.

Broadcaster	College	Pro
Dan Hoard	Cincinnati (MBB, FB)	Bengals
Josh Maurer	Boston College	Brewers
Zach Zaidman	DePaul	Cubs
Gary Cohen	Seton Hall	Mets
Neal Ruhl	Oakland	Pistons*
*Fill-in		

ALL-AMERICAN ON THE RADIO

Former consensus First-Team All-American and 2010 UC Athletics Hall of Fame inductee Steve Logan served as the home radio commentator for the non-conference season for the second-straight season.

He was a two-time Conference USA Player of the Year winner and ranks third at UC with 1,985 points, including 22.0 ppg as a senior. He also helped the 2024-25 CINCINNATI MEN'S BASKETBALL

Bearcats to five NCAA Tournament wins over four appearances. Logan's school records include the most wins (111), highest career free-throw percentage (86.1 percent) and most single-game assists (16) among many decorated achievements.

PUBLISHED AUTHOR

Few coaches, or anyone in particular, can say they published a book while in school. Wes Miller authored "The Road to Blue Heaven," a diary of his senior season as a Tar Heel.

MONSTER FACTORY LEGACY

Mike Rehfeldt, UC's Associate Athletic Director for Sports Performance, has become a beacon within the men's basketball program. He first served the Bearcats from 2012-20 before joining Miller's inaugural staff after a one-year stint at UConn.

Rehfeldt's cutting-edge investments go beyond the plates and into the technology realm. He also helped hire Dillon Frees, the athletics department's first-ever Director of Performance Nutrition.

Notable performers on this year's roster include:

- Connor Hickman set the program record with 31 reps on the 185 bench
- Jizzle James has the highest max vertical jump at 44"
- Aziz Bandaogo holds the highest touch of 12'4

DOLLAR PROMOTED IN 2022-23

Third-year UC coach Chad Dollar earned a promotion in Fall 2022 to associate head coach. Dollar has built a national reputation at the highest levels of the game.

"He's been the guy whose counsel and advice has really helped me and part of it was, he's earned it," Miller said. "I want him to have the confidence to know that I want him to speak up more, whether it's with our players, whether it's on the court, whether it's in the locker room, or whether it's in staff meetings, or whether it's opening my door, when I need to hear something that maybe I don't want to hear, I want him to know that I have the confidence and I'm putting him in a role that I expected to do that."

YOUNG, WILD AND FREE

Head coach Wes Miller holds the active lead for wins by a coach by 40.

In fact, Miller already had the most Division I wins of any active coach by their 40th birthday, which he celebrated Jan. 28. All coaches listed below were active in 2022-23.

COACH (CURRENT SCHOOL)	WINS
Wes Miller (Cincinnati)	217
Rick Pitino (St. John's)	200
Shaka Smart (Marquette)	195
Cliff Ellis (Coastal Carolina)	192
Bob Huggins (West Virginia)	191
Bill Self (Kansas)	190
Andrew Toole (Robert Morris)	188
Herb Sendek (Santa Clara)	186
John Calipari (Kentucky)	185
Thad Matta (Butler)	183
Jim Boeheim (Syracuse)	182

BUT WAIT, THERE'S MORE

The scope of college basketball history comes into play with Miller's win total. The following numbers

reflect wins as a Division I member via Sports-Reference.com, with each school in parenthesis the school of their 40th birthday.

Miller is tied for 15th overall in this category, and even six of the 14 ahead of him achieved their milestones before 1950.

Coach	Wins	Year
Phog Allen (Kansas)*	339	1925
Bob Knight (Indiana)*	307	1980
Henry Iba (Okla. State)*	292	1944
Pat Page (Butler)*	261	1926
Terry Holland (Virginia)	256	1982
Forddy Anderson (Mich. St.)	251	1959
Jim Valvano (N.C. State)	250	1986
Eddie Cameron (Duke)	234	1942
Chick Davies (Duquesne)	233	1940
Digger Phelps (Notre Dame)	232	1981
Billy Donovan (Florida)	228	2005
Pat Kennedy (Florida State)*	228	1992
G. Ott Romney (BYU)	227	1932
Johnny Bach (Penn State)	219	1964
Wes Miller (Cincinnati)	217	2023
J. Fred Bohler (Wash. State)	217	1925
Mike Krzyzewski (Duke)*	215	1987
Bobby Cremins (Ga. Tech)	211	1987
Howie Dallmar (Stanford)	211	1962
Everett Dean (Indiana)*	208	1938
Scott Sutton (Oral Roberts)	204	2010
Larry Weise (St. Bonaventure)	202	1973

*Naismith Memorial Basketball Hall of Fame

LAST TIME OUT

CINCINNATI – Led by 18 points from Jizzle James and several defensive stops in the final minutes, the Cincinnati men's basketball held on for a 69-67 victory over Baylor on Tuesday night at Fifth Third Arena.

James led four Bearcats in double figures with Dillon Mitchell contributing 13 points and nine rebounds, junior forward Josh Reed scoring 11 and senior guard Day Day Thomas finishing with 10 points and three steals.

The Bearcats improved to 17-11 and 7-10 in the Big 12, avenging a 68-48 loss at Baylor last month.

The Bears dropped to 16-12 and 8-9 in the conference.

Cincinnati used a 22-4 run to end the first half to take a 39-26 lead at halftime.

Baylor fought back behind a flurry of 3-pointers from star freshman guard V.J. Edgecombe and led by 1, 57-56, with eight minutes left in the game.

The Bearcats weathered the storm and fought right back, answering with a 7-0 run.

After a Lukosius triple put UC up by seven, Baylor scored five straight with Jayden's Nunn's 3 making the score 66-64 at the 3:13 mark.

Thomas buried a triple to put Cincinnati up 69-64 with 1:30 left.

Edgecombe drilled a second-chance trey less than a minute later to bring Baylor within 69-67 and 50 seconds remaining.

Baylor had the ball with a chance to tie the game in the closing seconds, but senior center Aziz Bandaogo stood tall and forced a miss with Thomas diving on the floor to secure the rebound with 1.8 seconds left.

FROM WES MILLER

"It was a big time win for us, and I'm proud of our kids. I was really pleased with our playing there in the last seven minutes of the first half. That's the level that we can play consistently. Our defense was active. We were getting deflections and steals. Our offense kind of found some rhythm moving the ball and getting more quality shots versus switching and I was really pleased with that. We didn't play our best basketball there in the second half. Give Baylor some credit, and I didn't like us defensively. We stagnated a little bit offensively. The part I'm the most proud of is we've had moments like that this year, and we've let it affect us and our teams growing a lot like it didn't affect us like that. Our team's getting more vocal amongst each other, which I think is a sign of a team growing like they're talking about it. You enter a time-out, and we talk for a second as assistance and enter the timeout. They talk about how we got to pick up our energy, how we got to pick up our activity, and how we got to defend. I thought that was a really good sign."

Jizzle James on the team's status

"I think the confidence is high. We're just stacking games, stacking days in practice, and it leads into wins on the court. We're glad to see it all paying off and we're having fun. We're having fun playing basketball as a team and seeing everybody get the love they deserve. We're showing everybody like we belong here."

COMPARISON
Offense (Big 12 Play)

CIN	Team	HOU
66.5	PPG	72.9
43.4	FG%	46.6
31.5	3FG%	39.3
67.5	FT%	72.9
32.0	RPG	34.9
12.0	APG	12.2
10.2	TOs PG	11.1

COMPARISON
Defense (Big 12 Play)

CIN	Team	HOU
69.2	PPG	59.4
45.1	FG%	40.5
35.3	3FG%	33.0
34.4	RPG	29.8
13.1	APG	11.5
12.5	TOs PG	13.8
3.6	Blocks PG	4.1
6.8	Steals PG	7.5

SERIES HISTORY

- » Cincinnati leads the all-time series 33-16, and the two teams' 125 AAC wins are tied for the league record.
- » The two programs were in the Missouri Valley together from 1956-60, then Conference USA from 1996-05 before becoming charter AAC members from 2013-23.
- » The Bearcats also won 27 of the first 28 meetings (1957-2016). These now-Big 12 foes faced each other in three-straight AAC Championship games, with UC coming out on top in 2018 and 2019. The two teams were also the top seeds in 2020, but the tourney never began due to COVID-19. UH won in the 2021 clash.
- » Houston left Cincinnati with a 67-62 win on Feb. 10 by way of a 19-3 run early in the second half to overcome a 3-point halftime deficit.
- » Day Day Thomas and Jizzle James helped hold Jamal Sheard to 6-of-25 shooting, and John Newman III secured his first Cincinnati double-double with 10 points and 10 rebounds.
- » Cincinnati trailed by as many as 13 in the first half, but used stifling defense to limit Houston to just one field goal in its final 13 attempts of the first half to grab a 32-29 lead at the break. It was down 61-59 with 1:41 left but couldn't close the gap.
- » The Bearcats' Feb. 27 trip to Houston was a tough one. UC committed 19 turnovers to offset Houston's 30.3 percent shooting in the first half, trailing by nine at the break and unable to fully get back in it.
- » Cincinnati was close to knocking off the No. 3 Cougars in their home arena in 2022-23, falling 75-69 after it was tied with 1:21 left. UC reeled off a 16-0 run early in the game to lead 19-6.

ALL-TIME SCORES (SINCE 2013-14)

Date	Site	Result
1/7/2014	Houston	W, 61-60
2/15/2014	Cincinnati	W, 73-62
1/21/2015	Cincinnati	W, 67-54
2/21/2015	Houston	W, 63-53
1/13/2016	Cincinnati	W, 70-59
3/3/2016	Houston	L, 56-69
1/7/2017	Houston	W, 67-58
3/2/2017	Cincinnati	W, 65-47
1/31/2018	NKU (Home)	W, 80-70
2/15/2018	Houston	L, 62-67
3/11/2018	Orlando (AAC title)	W, 56-55
2/10/2019	Houston	L, 58-65
3/10/2019	Cincinnati	L, 69-85
3/17/2019	Memphis (AAC title)	W, 69-57
2/1/2020	Cincinnati	W, 64-62
3/1/2020	Houston	L, 55-68
2/21/2021	Houston	L, 52-90
3/14/2021	Fort Worth (AAC title)	L, 54-91
2/6/2022	Cincinnati	L, 58-80
3/1/2022	Houston	L, 53-71
3/11/2022	Fort Worth (AAC qtrs)	L, 56-69
1/8/2023	Cincinnati	L, 59-72
1/28/2023	Houston	L, 69-75
3/11/2023	Fort Worth (AAC semis)	L, 48-69
2/10/2024	Cincinnati	L, 62-67
2/27/2024	Houston	L, 59-67



THE MILLER FILE

- » **Hometown**
- » Greensboro, N.C.
- » **Alma Mater**
- » North Carolina, 2007

COACHING EXPERIENCE

- » **2008-09: Elon**
Assistant Coach
- » **2009-10: High Point**
Assistant Coach
- » **2010-11: UNC Greensboro**
Assistant Coach
- » **2011: UNC Greensboro**
Interim Head Coach
- » **2011-21: UNC Greensboro**
Head Coach
- » **2021-Present: Cincinnati**
Head Coach

PLAYING EXPERIENCE

- » **2002-03**
James Madison
- » **2004-07**
North Carolina
- » **2007-08**
London Capital (BBL)
- » **Member of North Carolina's 2004-05 National Championship Team**

CINCINNATI HEAD COACH WES MILLER

Wes Miller enters his fourth season as the University of Cincinnati's men's basketball head coach, poised to take the Bearcats to the next level in their second year of the nation's best basketball conference, the Big 12.

The 41-year-old Miller already boasts 13 years of head coaching experience. He spent a decade at UNC Greensboro, posting five-straight 20-win seasons and appearances in the 2018 and 2021 NCAA Tournaments before taking the helm of the Bearcats.

Miller boasts seven 20-win seasons (two at Cincinnati) and a 248-178 overall record. He has mentored 24 All-Conference players as a head coach, including five over his first three seasons at UC.

A former walk-on at North Carolina, Miller became a national champion and team captain for the Tar Heels. He is also one of seven head coaches in 2024-25 to have won a national title as a player. Miller has quickly molded the Bearcats in his own image of toughness and resilience.

MILESTONE MAN

Miller earned 217 wins by his 40th birthday, which ranked him 15th all-time and seventh among head coaches after 1970. Five of the names ahead of him are Naismith Memorial Basketball Hall-of-Famers as well. His 41 over his first two years at UC trail only Ed Jucker, who won national titles in 1961 and 1962, for most at the school, and he has won 20-plus games in six of his last seven seasons.

CINCINNATI SEASON SUMMARIES

The 2023-24 season saw Cincinnati rattle off four ranked wins out of 22 overall in its first Big 12 campaign. The last of those was a 72-52 win over No. 16 Kansas in the Big 12 Tournament, with the others against No. 12 BYU, No. 15 Texas Tech (both on road) and No. 19 TCU. Dan Skillings Jr. and Aziz Bandaogo gained All-Big 12 Honorable Mention accolades, while John Newman III made the All-Defensive Team. Cincinnati advanced to the NIT Quarterfinals and were 37th in the NET.

Cincinnati's 2022-23 squad claimed its 40th, 20-win season while returning to the postseason with a trip to the NIT Quarterfinals, highlighted by an 81-72 first-round win over Virginia Tech. Cincinnati also improved its league-win total by four games. Miller's squad finished in the top-30 for turnovers for the second-straight season after coming in below 267 the previous two. UC's 77.1 ppg marked its highest since 2001-02 and up 7.7 from Miller's first year. Landers Nolley II produced career-highs in every category en route to First-Team honors, while David DeJulius made the Third-Team for the second-straight year as he finished third nationally in assist-turnover ratio and third in UC single-season history with 192 assists. Cincinnati also broke its three-point records in each of his first two seasons.

The 2021-22 season saw Miller become the first UC coach to start his tenure 5-0, and the fifth win was a 71-51 dismantling of No. 14 Illinois in Kansas City. It marked the Bearcats' largest margin-of-victory over a ranked opponent since 2011. DeJulius earned Third-Team All-AAC honors as well. The team improved in many categories following its 12-11 campaign the year before, including its national rankings in turnovers per game (27 from 267) and field-goal defense (35 from 186) among many others.

Not only that, UC set a program record in the fall semester with a 3.484 GPA, seeing nine student-athletes earn Dean's List accolades as well.

ALL-CONFERENCE SELECTIONS

Miller has coached 24 All-Conference players over his career, including the below five from Cincinnati. UNCG's Isaiah Miller was a repeat Southern Conference Player of the Year in 2020 and 2021, while Tevon Saddler (2014) and Keyshaun Langley (2020) earned Freshman of the Year honors.

2024: Dan Skillings and Aziz Bandaogo (Big 12)

2023: Landers Nolley II and David DeJulius (AAC)

2022: David DeJulius (AAC)

NATIONALLY-PRAISED

Regarded as one of the top young coaches in college basketball, Miller built UNC Greensboro into perennial championship and NCAA Tournament contenders, was named ESPN.com's No. 1 Coach Under 40 in May 2020 and also was tabbed for The Athletic's 40 Under 40 list a year ago. His 185-career wins going into the 2021-22 season also put him in the national lead for coaches under 40, ahead of LSU's Will Wade (177) and New Mexico's Richard Pitino (159).

Miller's collegiate head coach and mentor Roy Williams had high praise for his former player.

"Wes Miller is one of the most outstanding young coaches in our game and what he did at UNC Greensboro makes me believe he is THE most outstanding. As a player at North Carolina he came closer to reaching his full potential than any player I've ever coached. His energy, his determination, his intelligence and his care for young people convinces me that he will continue at that level. I am so happy for him and the University of Cincinnati Basketball program and I look forward to being in the stands!"

AT UNCG

- The Spartans all-time winningest head coach, Miller totaled 185 wins in 10 seasons with four Southern Conference Regular-Season Championships. Over the last five years, UNCG has five-straight 20-win seasons, two NCAA Tournament appearances, two NIT appearances, two Southern Conference Tournament Championships, 125 wins and 70-20 record in conference play.
- UNCG won 21 games during the 2020-21 season along with the SoCon regular season and tournament championship and earned its second NCAA Tournament appearance in four years.
- The Spartans won 20 or more games in each of the last five seasons, including a program record 29 in 2018-19. Miller led UNCG to NCAA Tournament appearances in 2017-18 and 2020-21.

AS AN ASSISTANT COACH

- Miller, who also spent the 2010-11 season as an assistant coach at UNCG, also spent two seasons as an assistant coach at Elon and High Point. Miller also ran his own basketball camps in Charlotte and Greensboro for two summers.

MILLER'S YEARLY COACHING RECORD

SEASON	SCHOOL (CONF.)	OVERALL	LEAGUE (FINISH)	LEAGUE TOURNAMENT	POSTSEASON
2011-12	UNC Greensboro (SoCon)	11-11	10-8 (First, North)	Semifinals	
2012-13	UNC Greensboro (SoCon)	9-22	6-12 (Sixth, North)	Quarterfinals	
2013-14	UNC Greensboro (SoCon)	14-18	7-9 (Sixth)	First Round	
2014-15	UNC Greensboro (SoCon)	11-22	6-12 (Ninth)	Quarterfinals	
2015-16	UNC Greensboro (SoCon)	15-19	10-8 (Sixth)	Quarterfinals	CBI Quarterfinals
2016-17	UNC Greensboro (SoCon)	25-10	14-4 (First)	Runner-Up	NIT First Round
2017-18	UNC Greensboro (SoCon)	27-8	15-3 (First)	Champion	NCAA First Round
2018-19	UNC Greensboro (SoCon)	29-7	15-3 (Second)	Runner-Up	NIT Second Round
2019-20	UNC Greensboro (SoCon)	23-9	13-5 (Third)	Quarterfinals	
2020-21	UNC Greensboro (SoCon)	21-9	13-5 (First)	Champion	NCAA First Round
2021-22	Cincinnati (AAC)	18-15	7-11 (Eighth)	Quarterfinals	
2022-23	Cincinnati (AAC)	23-13	11-7 (Fourth)	Semifinals	NIT Quarterfinals
2023-24	Cincinnati (Big 12)	22-15	7-11 (11th)	Quarterfinals	NIT Quarterfinals
2024-25	Cincinnati (Big 12)	17-11	7-10		
Head Coaching Totals		265-189	141-108		

PLAYING DAYS

- In three seasons as a player at North Carolina under Coach Williams, Miller helped the Tar Heels to the national championship in 2005, two Atlantic Coast Conference regular-season championships and one ACC Tournament title.
- He was team captain as a senior in 2006-07, leading UNC to 31 wins and the NCAA Elite 8 as well as the ACC regular-season and tournament titles, and a final No. 3 national ranking.
- A fan favorite at UNC, Miller authored a book entitled The Road to Blue Heaven, which was published as a diary of his experiences as a North Carolina basketball player.
- In addition to his success on the floor, Miller excelled off the court, earning ACC

Academic Honor Roll recognition and the UNC Athletic Director's Scholar Athlete-Award. He earned his degree in political science from North Carolina in 2007.

- Upon his graduation from North Carolina, Miller played one season of professional basketball for the London Capitals of the British Basketball League, where he averaged 19.6 points per game to rank eighth in the league.
- Miller was a prep standout at the New Hampton School in New Hampshire. He earned a scholarship to James Madison, where he played one season before transferring to North Carolina to become a walk-on for Coach Williams' squad.

MILLER'S RECORD AGAINST ALL OPPONENTS

Opponent	Record	Duquense	0-1	Jacksonville	1-0	North Dakota State	1-0	Texas Tech	1-1
Appalachian State	5-2	East Carolina	4-5	James Madison	1-0	Norfolk State	1-0	Tulane	1-2
Alabama A&M	1-0	Eastern Kentucky	1-0	Johnson & Wales	1-0	North Alabama	1-0	Tulsa	2-1
Alabama State	1-0	Eastern Michigan	0-1	Kansas	1-3	North Carolina	0-3	UCF	5-2
Arizona	0-2	Elon	2-8	Kansas State	1-1	North Carolina Wesleyan	1-0	UIC	1-0
Arizona State	1-0	ETSU	9-8	Kennesaw State	1-0	Northern Kentucky	3-1	UNC-Asheville	1-1
Arkansas	0-1	Eastern Washington	1-0	Kentucky	0-1	Ohio	0-1	UNC-Wilmington	2-2
Arkansas-Pine Bluff	1-0	Evansville	1-0	La Salle	1-0	Ohio State	0-1	USC Upstate	1-0
Ashland	1-0	Ferrum	1-0	Lees-McRae	1-0	Oklahoma	0-1	Utah	1-1
Averett	1-0	Florida A&M	1-0	Liberty	2-0	Oklahoma State	0-1	Utah Valley	0-2
Baylor	1-3	Florida Gulf Coast	1-0	Lipscomb	0-1	Prairie View A&M	1-0	VCU	0-1
Belmont Abbey	2-0	Florida State	0-1	Little Rock	1-0	Presbyterian	3-2	Vermont	1-0
Bradley	1-0	Furman	11-9	Longwood	1-1	Purdue Fort-Wayne	0-1	Villanova	0-1
Bryant	3-0	Georgetown	1-1	Louisiana Tech	2-0	Radford	2-0	Virginia	0-2
BYU	2-1	Georgia	1-0	Louisville	1-0	Richmond	0-1	Virginia Tech	2-1
Campbell	1-0	Georgia Southern	1-3	LSU	0-1	Rutgers	0-2	VMI	12-2
Chaminade	1-0	Georgia Tech	2-0	Mars Hill	2-0	Samford	17-4	West Virginia	2-3
Chattanooga	14-8	Gonzaga	0-1	Memphis	0-4	San Diego	0-1	Western Carolina	11-9
Chowan	3-0	Grambling	1-0	Mercer	11-4	San Francisco	1-0	Wichita State	3-0
Citadel	20-2	Greensboro College	4-0	Merrimack	1-0	South Florida	3-1	William Peace	1-0
Claflin	1-0	High Point	1-4	Miami (FL)	0-1	SMU	3-1	Winston-Salem	1-0
College of Charleston	2-1	Hofstra	1-0	Miami (Ohio)	2-0	Southeastern Louisiana	1-0	Winthrop	0-1
Colorado	1-0	Houston	0-8	Monmouth	0-1	Southern Wesleyan	1-0	Wofford	10-12
Coppin State	1-1	Houston Baptist	1-0	Montana State	0-1	Stetson	2-0	Xavier	1-3
Davidson	0-4	Howard	2-0	Morehead State	1-0	Syracuse	0-1	Youngstown State	0-1
Dayton	1-1	Illinois	1-0	Navy	1-1	TCU	2-1		
Delaware	2-0	Iowa State	0-2	Nicholls	1-0	Temple	2-3		
Detroit Mercy	2-0	Indiana	0-1	NIIT	1-0	Tennessee Tech	2-0		
Duke	0-1	Indiana State	0-1	North Carolina A&T	4-2	Texas	0-1		

STARTING BEARCATS

Arkansas-Pine Bluff (W)	James	Skillings	Lukosius	Mitchell	Bandaogo
Morehead State (W)	James	Hickman	Lukosius	Mitchell	Bandaogo
Nicholls (W)	James	Hickman	Lukosius	Mitchell	Bandaogo
at Northern Kentucky (W)	James	Hickman	Lukosius	Mitchell	Bandaogo
at Georgia Tech (W)	James	Hickman	Lukosius	Mitchell	Bandaogo
Alabama State (W)	James	Hickman	Lukosius	Mitchell	Bandaogo
at Villanova (L)	James	Hickman	Lukosius	Mitchell	Bandaogo
Howard (W)	James	Hickman	Lukosius	Mitchell	Bandaogo
Xavier (W)	James	Skillings	Lukosius	Mitchell	Bandaogo
vs. (22) Dayton (W)	James	Skillings	Lukosius	Mitchell	Bandaogo
Grambling (W)	James	Skillings	Lukosius	Mitchell	Bandaogo
at Kansas State (L)	James	Skillings	Lukosius	Mitchell	Bandaogo
Arizona (L)	James	Skillings	Lukosius	Mitchell	Bandaogo
at Baylor (L)	James	Skillings	Lukosius	Mitchell	Bandaogo
(11) Kansas (L)	James	Skillings	Lukosius	Mitchell	Bandaogo
at Colorado (W)	James	Skillings	Lukosius	Mitchell	Bandaogo
Arizona State (W)	James	Skillings	Lukosius	Mitchell	Bandaogo
Texas Tech (L)	James	Skillings	Lukosius	Mitchell	Bandaogo
at BYU (L)	James	Skillings	Lukosius	Mitchell	Bandaogo
at Utah (L)	James	Skillings	Lukosius	Mitchell	Bandaogo
West Virginia (L)	James	Thomas	Lukosius	Mitchell	Bandaogo
at UCF (W)	James	Thomas	Lukosius	Mitchell	Bandaogo
BYU (W)	James	Thomas	Lukosius	Mitchell	Bandaogo
Utah (W)	James	Thomas	Lukosius	Mitchell	Bandaogo
at (10) Iowa State (L)	James	Thomas	Lukosius	Mitchell	Bandaogo
at West Virginia (L)	James	Thomas	Reed	Mitchell	Bandaogo
TCU (W)	James	Thomas	Reed	Mitchell	Bandaogo
Baylor (W)	James	Thomas	Reed	Mitchell	Bandaogo

PHOTO ROSTER



DAN SKILLINGS JR.
G • 6-6 • 215 • JR
Blackwood, N.J.



DAY DAY THOMAS
G • 6-0 • 185 • SR
Bishopville, S.C.




JIZZLE JAMES
G • 6-1 • 195 • SO
Orlando, Fla.



RAYVON GRIFFITH
G • 6-7 • 205 • RFR
Cincinnati, Ohio



CJ FREDRICK JR.
G • 6-3 • 190 • GR
Cincinnati, Ohio



CONNOR HICKMAN
G • 6-3 • 200 • SR
Bloomington, Ind.



JOSH REED
G • 6-7 • 220 • JR
Atlanta, Ga.




C.J. ANTHONY
G • 6-0 • 190 • SR
Columbus, Ohio



TYLER BETSEY
F • 6-8 • 212 • FR
Windsor, Conn.




JJ REMBERT
G • 5-11 • 155 • FR
Queens, N.Y.



ARRINTEN PAGE
F • 6-11 • 245 • SO
Atlanta, Ga.



DILLON MITCHELL
F • 6-8 • 205 • JR
Tampa, Fla.



TYLER MCKINLEY
F • 6-9 • 220 • FR
Cincinnati, Ohio



SIMAS LUKOŠIUS
G • 6-8 • 225 • SR
Kaunas, Lithuania



AZIZ BANDAOGO
F • 7-0 • 235 • SR
Dakar, Senegal



HALVINE DZELLAT
F • 6-10 • 225 • FR
Blois, France



WES MILLER
Head Coach
Fourth Season



CHAD DOLLAR
Assoc. Head Coach
Fourth Season



ANDRE MORGAN
Assistant Coach
Fourth Season



DREW ADAMS
Assistant Coach
Third Season



TIM BUCKLEY
Assistant Coach
First Season



JAYLEN STOWE
Assistant Coach
First Season



BILL COMAR
Chief of Staff
First Season



ASHLEY HECIMOVICH
Exec. Asst. to HC
First Season



#0 DAN SKILLINGS JR.

GUARD • 6-6 • 215 • JUNIOR • BLACKWOOD, N.J. (ROMAN CATHOLIC HS)

- Suffered injury during season opener; returned with 14 minutes against Howard
- 38 of his 82 rebounds this year are on offensive glass
- 3-straight season-high 18-point games to start Big 12 play
- Career-high four treys at Kansas State and later had five at Baylor
- All-Big 12 Honorable Mention and averaged 16.4 ppg over his final eight contests
- UC's leading scorer overall (12.9 ppg) and Big 12 play (12.8 ppg) in 2023-24
- Says rebounding on either end is what gets him going for his overall play that game; had four offensive rebounds in win over No. 22 Dayton
- Gameday scratch against K-State on March 2 due to hip injury
- No. 5 SportsCenter play following Texas game for his driving dunk and-one
- Earned first-career start in win at No. 12 BYU, scoring team's first points as well
- 29 points against Stetson were most by a UC reserve since Tony Bobbitt in 2002; also had 25 against NKU
- Named by Jon Rothstein as one of the nation's 20 under-the-radar breakout players for 2023-24
- Did not play organized basketball until the ninth grade
- Discovered by Wes Miller as he pulled down three-straight offensive rebounds at an AAU game
- Highest-touted recruit out of Wes Miller's first freshman signing class
- Added 15 lbs to his frame over first summer at UC
- Said defensive improvement for 2023-24 season was where he jumped the most in offseason, to "help our team the most and our coaches"



2024-25 (JUNIOR)

Opponent	Min	FG-FGA	3FG-FGA	FT-FTA	Off-Def-Tot	PF	A	TO	Blk	Stl	Pts
Arkansas-Pine Bluff*	23	6-11	1-3		5-6-11	0	4	2	1	1	17
Morehead State				DNP							
Nicholls				DNP							
at Northern Kentucky				DNP							
at Georgia Tech				DNP							
Alabama State				DNP							
at Villanova				DNP							
Howard	14	1-4	0-1	0-0	0-3-3	2	3	1	1	1	2
Xavier*	26	4-10	1-2	1-2	1-1-2	3	2	1	1	2	10
Dayton*	27	5-12	0-4	5-5	4-1-5	2	1	1	1	4	15
Grambling*	23	3-10	1-5	0-0	2-2-4	2	3	1	2	0	7
at Kansas State*	32	7-15	4-8	0-0	1-1-2	3	1	2	0	1	18
Arizona*	30	6-14	2-7	4-6	6-0-6	3	2	1	1	1	18
at Baylor*	30	6-11	5-7	1-4	0-2-2	0	0	1	2	0	18
Kansas*	28	4-7	1-3	0-0	2-3-5	1	1	2	0	3	9
at Colorado*	24	4-9	2-5	0-2	0-1-1	4	2	1	0	1	10
Arizona State*	25	3-11	0-3	6-8	2-2-4	0	1	1	0	2	12
Texas Tech*	26	2-6	0-2	1-2	0-5-5	3	1	2	0	0	5
at BYU*	20	3-7	0-3	0-0	1-0-1	3	1	3	0	0	6
at Utah*	25	1-9	0-3	2-3	0-1-1	1	0	0	1	0	4
West Virginia	27	3-6	0-1	0-0	2-1-3	0	1	1	0	2	6
at UCF	17	3-5	1-1	1-1	0-3-3	1	1	3	0	0	8
BYU	21	4-5	0-0	0-2	4-1-5	2	1	0	1	1	8
Utah	16	3-10	2-4	1-2	4-2-6	2	1	2	0	1	9
at Iowa State	14	0-3	0-2	1-2	0-1-1	1	2	2	1	0	1
at West Virginia	21	4-5	2-2	0-0	2-5-7	3	0	1	1	2	10
TCU	21	3-7	1-2	0-0	1-3-4	2	1	1	2	1	7
Baylor	15	2-5	0-2	0-0	1-0-1	2	1	0	0	0	4

SEASON & CAREER STATISTICS

2024-25 SEASON			CAREER	
18, 3x, last at Baylor, 1/7/25	Pts		29 vs. Stetson, 12/22/23	
7 at Kansas State, 12/30/24	FG Made		11 vs. Stetson, 12/22/23	
15 at Kansas State, 12/30/24	FG Atts		23 vs. Kansas, 3/13/24	
5 at Baylor, 1/7/25	3PT-FG Made		5 at Baylor, 1/7/25	
8 at Kansas State, 12/30/24	3PT-FG Atts		9 at West Virginia, 1/31/24	
6 vs. Arizona State, 1/18/25	FT Made		7 vs. Bryant, 12/12/23	
8 vs. Arizona State, 1/18/25	FT Atts		8, 6x, last vs. ASU, 1/18/25	
11 vs. UAPB, 11/4/24	Rebs		13 vs. Bryant, 12/4/22	
4 vs. UAPB, 11/4/24	Assts		4, 3x, last vs. UAPB, 11/4/24	
4 vs. Dayton, 12/20/24	Stls		4 vs. Baylor, 3/14/24	
2, 3x, last vs. TCU, 2/22/25	Blks		3, 2x, last at Texas Tech, 2/3/24	
32 at Kansas State, 12/30/24	Mins		37 vs. West Virginia, 3/12/24	

^ Big 12 Championships

MISCELLANEOUS STATISTICS

CATEGORY	2022-23	2023-24	2024-25	CAREER
Double-Figure Scoring Games	4	25	9	38
Double-Figure Rebounding Games	1	5	1	7
Double-Double Games	1	3	1	5
20-Point Scoring Games	1	6	0	7
Games Led UC in Scoring	0	12	4	16
Games Led UC in Rebounding	1	7	2	10
Games Led UC in Assists	0	2	0	2
Games With 3+ Assists	1	4	3	8
Games With 3+ Blocks	1	1	0	2
Games With 3+ Steals	1	2	2	5
Games With 3+ Three-Pointers	2	6	2	10

CAREER STATISTICS

TOTAL				3-PTERS		REBOUNDS										
YEAR	GP-GS	MIN-AVG	FG-FGA	PCT	FG-FGA	PCT	FT-FTA	PCT	OFF-DEF-TOT	AVG	PF-FO	AST	TO	BLK	STL	PTS-AVG
2022-23	35-0	510-14.6	71-187	.380	19-74	.257	23-38	.605	32-83-115	3.3	42-0	20	30	15	12	184-5.3
2023-24	36-15	1002-27.8	173-411	.421	40-141	.284	79-118	.669	88-144-232	6.4	68-1	56	60	25	33	465-12.9
2024-25	22-13	505-22.9	77-182	.423	23-70	.329	27-43	.628	38-44-82	3.7	40-0	30	29	15	23	204-9.3
TOTALS	93-28	2017-21.7	321-780	.412	82-285	.288	129-199	.648	158-271-429	4.6	150-1	106	119	55	68	853-9.2



#1 DAY DAY THOMAS

GUARD • 6-1 • 190 • SENIOR • BISHOPVILLE, S.C. (KILGORE COLLEGE)

- Lightning-speed with team-high 2.94 3/4 court sprint time
- “One of the best on-ball defenders in college basketball” per Wes Miller
- Shooting 37.2 percent from deep, up from 28.0 last year
- Missed first three games after Oct. 22 foot injury; immediately had deflection that led to a steal and assisted on a Mitchell dunk his first two possessions at NKU
- Suffered broken foot in OT against San Francisco and had similar preseason injury
- Erupted for a career-best 29 points, making a career-high 7 3-pointers (on 10 attempts), including back-to-back 3s with two minutes left to give UC the lead and the game-clinching trey with 12 seconds left in the win over West Virginia in the first round of the Big 12 Championships.
- Team leader in assists (116) and steals (61) last year
- 5th Bearcat since 2010 with 5 rebounds, 5 assists and 5 steals in a game
- First to open UC career with four-straight double-figure scoring games since Kyle Washington's eight in 2016-17
- First newcomer to lead UC in scoring of season opener since Sean Kilpatrick in 2010
- No. 4 junior-college prospect by JucoRecruiting.com
- Held one Division I offer (Presbyterian College) out of high school
- Previously played at Lee Central and Ridge View HS in South Carolina



2024-25 (SENIOR)

Opponent	Min	FG-FGA	3FG-FGA	FT-FTA	Off-Def-Tot	PF	A	TO	Blk	Stl	Pts
Missed first three games due to Oct. 22 foot injury											
at Northern Kentucky	14	1-5	0-1	0-0	0-2-2	0	4	3	1	0	2
at Georgia Tech	16	2-3	2-3	0-0	0-1-1	3	2	2	0	0	6
Alabama State	13	3-6	3-4	0-0	0-3-3	0	0	4	0	1	9
at Villanova	22	3-8	1-4	1-2	1-2-3	3	2	0	0	1	8
Howard	21	3-10	2-5	1-1	1-0-1	1	3	1	0	1	9
Xavier	22	1-5	1-3	5-6	1-3-4	1	1	0	0	2	8
Dayton	22	1-4	0-2	5-6	0-3-3	1	1	1	0	2	7
Grambling	15	4-9	2-3	2-3	3-2-5	4	3	1	0	3	12
at Kansas State	27	4-8	1-2	0-0	0-4-4	2	3	1	0	1	9
Arizona	21	4-12	1-4	0-0	1-1-2	2	1	2	0	1	9
at Baylor	20	2-6	2-4	0-0	1-2-3	4	2	0	0	0	6
Kansas	26	1-8	0-3	0-0	1-2-3	1	2	2	0	0	2
at Colorado	25	4-8	0-0	2-2	0-0-0	4	0	2	1	1	10
Arizona State	26	2-6	0-1	2-2	1-2-3	1	4	2	1	1	6
Texas Tech	25	3-7	0-2	0-1	1-2-3	2	3	2	0	1	6
at BYU	28	2-7	1-3	0-0	0-0-0	0	2	0	0	3	5
at Utah	22	2-5	1-3	0-0	2-0-2	3	4	0	0	1	5
West Virginia*	31	4-14	2-5	0-0	1-3-4	1	2	3	0	4	10
at UCF*	34	9-15	1-2	1-2	1-2-3	2	6	1	1	1	20
BYU*	27	7-9	1-1	0-0	0-4-4	2	4	3	0	1	15
Utah*	27	2-7	1-2	2-4	2-1-3	2	5	2	0	1	7
at Iowa State*	33	4-13	1-6	4-5	0-0-0	4	4	2	0	0	13
at West Virginia*	35	5-15	3-6	0-1	1-1-2	0	2	1	0	1	13
TCU*	33	5-15	1-6	2-2	0-3-3	1	3	2	0	2	13
Baylor*	29	3-8	2-3	2-2	1-1-2	1	4	3	1	3	10

SEASON & CAREER STATISTICS

2024-25 SEASON		CAREER
20 at UCF, 2/5/25	Pts	29 vs. WVU 3/12/24^
9 at UCF, 2/5/25	FG Made	10 vs. WVU 3/12/24^
15, 3x, last vs. TCU, 2/22/25	FG Atts	18 vs. WVU 3/12/24^
3, last, at WVU, 2/19/25	3PT-FG Made	7 vs. WVU 3/12/24^
6, 2x, last vs. TCU, 2/22/25	3PT-FG Atts	10 vs. WVU 3/12/24^
5, 2x, last vs. Dayton, 12/20/24	FT Made	5, 6x, last vs. Dayton, 12/20/24
6, 2x, last vs. Dayton, 12/20/24	FT Atts	7 vs. Stetson, 12/22/23
5 vs. Grambling, 12/22/24	Rebs	6, 2x, last vs. WVU, 3/9/24^
6 at UCF, 2/5/25	Assts	8 vs. San Francisco, 3/20/24
4, vs. WVU, 2/2/25	Stls	5 vs. West Virginia, 3/9/24
1, 5x, last vs. Baylor, 2/25/25	Blks	2, 2x, last at Texas Tech, 2/3/24
35 at WVU, 2/19/25	Mins	35 at WVU 2/19/25

^ Big 12 Championships

MISCELLANEOUS STATISTICS

CATEGORY	2023-24	2024-25	CAREER
Double-Figure Scoring Games	14	9	23
Double-Figure Rebounding Games	0	0	0
Double-Double Games	0	0	0
20-Point Scoring Games	3	1	4
Games Led Team in Scoring	2	2	4
Games Led Team in Rebounding	0	0	0
Games Led Team in Assists	16	5	21
Games With 3+ Assists	21	12	33
Games With 3+ Blocks	0	0	0
Games With 3+ Steals	9	4	13
Games With 3+ Three-Pointers	2	2	4

CAREER STATISTICS

YEAR	GP-GS	MIN-AVG	TOTAL		3-PTERS		FT-FTA	REBOUNDS		PF-FO	AST	TO	BLK	STL	PTS-AVG
			FG-FGA	PCT	FG-FGA	PCT		PCTOFF-DEF-TOT	AVG						
2023-24	35-35	933-26.7	134-345	.388	35-125	.280	60-74	.811	13-71-84	2.4	67-3	116	74	61	363-10.4
2024-25	25-8	615-24.6	81-213	.380	29-78	.372	29-39	.744	19-44-63	2.5	45-0	67	40	32	220-8.8
TOTALS	60-43	1548-25.8	215-558	.385	64-203	.315	89-113	.788	32-115-147	2.5	112-3	183	114	93	583-9.7



#2 JIZZLE JAMES

GUARD • 6-3 • 205 • SOPHOMORE • ORLANDO, FLA. (OLYMPIA HS)

- Had 3-straight season-highs of 24, 25 and 25 points; first Bearcat with consecutive 24-point games since David DelJulius in 2021-22 and 3-straight since Devonta Vaughn in 2007-08
- Has five or more assists in 10 games and is fifth in Big 12 in A/TO ratio
- He and Day Day Thomas share a mutual "big/little brother" dynamic, crediting Thomas as someone he has looked up to in his early career
- Opened season with career-high 10 assists; first point-assist double-double since David DelJulius in Jan. 2023 against ECU
- Highest max vertical jump on the team at 44"
- Torched Bradley for career-high 25 points in his first-career start; also played career-high 38 minutes (previous was 28)
- Credits Day Day Thomas and John Newman III as teammates who have contributed to his success
- Seventh UC freshman to average 7.0-plus ppg since 2010, with each of the previous six all making the NBA
- 12 of his 16 double-digit scoring games in 2023-24 come in Big 12 or postseason play
- Team and career-high 19 points off bench at Xavier
- Six turnovers in first two games (32 minutes), 21 in the 23 games that followed
- No. 52 prospect in his class, including ninth-best point guard
- Son of 11-year NFL running back and Pro Football Hall of Famer Edgerrin James
- Full legal name is Edgerrin James Jr.
- Brother, Eden, is an All-MEAC running back at Howard, including rushing for 177 yards at Northwestern last season



SEASON & CAREER STATISTICS

2024-25 (SOPHOMORE)

Opponent	Min	FG-FGA	3FG-FGA	FT-FTA	Off-Def-Tot	PF	A	TO	Blk	Stl	Pts
Arkansas-Pine Bluff*	26	5-12	1-3	1-3	2-5-7	0	10	1	0	1	12
Morehead State*	25	6-10	2-3	0-0	0-1-1	0	2	1	0	0	14
Nicholls*	28	8-11	1-3	2-2	0-6-6	0	4	4	1	1	19
at Northern Kentucky*	26	5-12	1-2	0-0	1-1-2	3	6	2	1	3	11
at Georgia Tech*	29	7-13	0-5	0-0	1-1-2	3	7	1	1	2	14
Alabama State*	22	5-9	2-5	1-2	2-6-8	2	5	2	0	2	13
at Villanova*	33	8-18	2-6	1-2	1-3-4	0	5	1	0	0	19
Howard*	21	3-6	1-3	0-0	0-1-1	4	2	1	0	1	7
Xavier*	25	0-11	0-2	2-2	0-3-3	3	5	3	1	0	2
Dayton*	28	5-9	4-6	0-0	0-3-3	2	3	1	3	0	14
Grambling*	30	3-9	1-6	0-0	1-3-4	1	8	0	1	2	7
at Kansas State*	26	5-9	0-2	1-1	0-4-4	3	4	3	0	1	11
Arizona*	31	3-11	0-2	1-2	0-4-4	4	5	3	0	0	7
at Baylor*	25	2-11	0-3	1-2	1-4-5	0	0	3	1	1	5
Kansas*	20	1-6	0-1	1-2	0-3-3	0	1	0	0	0	3
at Colorado*	22	1-7	1-5	2-2	0-2-2	2	2	0	0	1	5
Arizona State*	21	5-10	0-4	2-2	0-1-1	1	2	0	0	0	12
Texas Tech*	27	8-12	1-4	0-0	0-3-3	2	3	2	0	0	17
at BYU*	28	3-13	0-5	0-0	1-2-3	3	5	0	0	1	6
at Utah*	31	6-13	2-4	4-5	0-3-3	2	2	1	1	2	18
West Virginia*	19	0-8	0-1	0-0	0-1-1	1	1	3	0	1	0
at UCF*	18	5-7	0-1	5-7	0-3-3	4	4	2	0	2	15
BYU*	28	9-14	6-8	0-0	0-0-0	0	3	3	0	0	24
Utah*	28	10-15	2-5	3-3	0-2-2	2	6	2	0	0	25
at Iowa State*	27	9-16	5-9	2-2	0-1-1	5	2	5	0	0	25
at West Virginia*	26	6-20	1-8	0-0	0-3-3	4	3	0	0	0	13
TCU*	28	7-16	1-6	3-3	0-4-4	3	4	3	0	0	18
Baylor*	34	6-20	3-8	3-4	0-1-1	4	1	1	0	1	18

2024-25 SEASON

25, 2x, last at Iowa State, 2/15/25	Pts	25, 3x, last at Iowa State, 2/15/25
10 vs. Utah, 2/11/25	FG Made	11 vs. Bradley, 3/23/24
20, 2x, last vs. Baylor, 2/25/25	FG Atts	23 at Indiana State, 3/26/24
6 vs. BYU, 2/8/25	3PT-FG Made	6 vs. BYU, 2/28/25
9 at Iowa State, 2/15/25	3PT-FG Atts	9 at Iowa State, 2/15/25
5 at UCF, 2/5/25	FT Made	6 vs. EWU, 11/12/23
7 at UCF, 2/5/25	FT Atts	7, 2x, last at UCF, 2/5/25
8 vs. Alabama State, 11/27/24	Rebs	8 vs. Alabama State, 11/27/24
10 vs. UAPB, 11/4/24	Assists	10 vs. UAPB, 11/4/24
3 at Northern Kentucky, 11/19/24	Stls	3 at Northern Kentucky, 11/19/24
3 vs. Dayton, 12/20/24	Blks	3 vs. Dayton, 12/20/24
34 vs. Baylor, 2/25/25	Mins	39 at Indiana State, 3/26/24

MISCELLANEOUS STATISTICS

CATEGORY	2023-24	2024-25	CAREER
Double-Figure Scoring Games	16	19	35
Double-Figure Rebounding Games	0	0	0
Double-Double Games	0	1	1
20-Point Scoring Games	2	3	5
Games Led Team in Scoring	3	9	12
Games Led Team in Rebounding	0	1	1
Games Led Team in Assists	4	12	16
Games With 3+ Assists	15	18	33
Games With 3+ Blocks	0	1	1
Games With 3+ Steals	0	1	1
Games With 3+ Three-Pointers	1	4	5

CAREER STATISTICS

YEAR	GP-GS	MIN-AVG	FG-FGA	PCT	3PT-FGA	PCT	FT-FTA	PCT	REBOUNDS	PCT	PF-FO	AST	TO	BLK	STL	PTS-AVG
2023-24	37-2	712-19.3	132-305	.433	23-80	.288	39-50	.780	23-47-70	1.9	39-0	76	43	8	18	326-8.8
2024-25	28-28	734-26.2	141-328	.430	37-120	.308	35-46	.761	10-74-84	3.0	58-1	105	48	10	22	354-12.6
TOTALS	65-30	1446-22.2	273-633	.431	60-200	.300	74-96	.771	33-121-154	2.4	97-1	181	91	18	40	680-10.5



#3 RAYVON GRIFFITH

GUARD • 6-6 • 210 • R-FRESHMAN • CINCINNATI, OHIO (COMPASS PREP)

- Ignited the crowd against West Virginia with seven points over 12 minutes; had played only three minutes in Big 12 prior
- Team's top rebounder in the summer, per Wes Miller
- Originally attended Taft HS on Cincinnati's West End before moving to Compass Prep in Arizona for senior year
- UC's first commit of his class
- Rated No. 11 small forward and No. 54 overall prospect by 247Sports
- Led Taft to state title as a junior

2024-25 (RS FRESHMAN)

Opponent	Min	FG-FGA	3FG-FGA	FT-FTA	Off-Def-Tot	PF	A	TO	Blk	Stl	Pts
Arkansas-Pine Bluff	8	2-5	1-3	3-3	0-0-0	1	0	0	0	0	8
Morehead State	9	0-2	0-2	0-0	0-0-0	3	0	1	0	0	0
Nicholls	14	0-3	0-3	2-2	2-0-2	1	2	0	2	0	2
at Northern Kentucky				DNP							
at Georgia Tech	2	1-2	0-0	0-0	0-1-1	0	0	0	0	0	2
Alabama State	11	0-3	0-1	0-0	1-2-3	0	0	0	0	0	0
at Villanova				DNP							
Howard	2	0-0	0-0	0-0	0-0-0	1	0	0	0	0	0
Xavier				DNP							
vs. Dayton				DNP							
Grambling	4	0-0	0-0	0-0	0-0-0	3	0	0	0	0	0
at Kansas State				DNP							
Arizona				DNP							
at Baylor	1	0-0	0-0	0-0	0-0-0	0	0	0	0	0	0
Kansas				DNP							
at Colorado				DNP							
Arizona State				DNP							
Texas Tech				DNP							
at BYU	2	2-3	0-1	0-0	0-0-0	0	0	0	0	0	4
at Utah				DNP							
West Virginia	12	2-3	1-1	2-2	0-1-1	2	2	0	0	0	7
at UCF	3	0-1	0-0	0-0	1-1-2	0	0	0	0	0	0
BYU	2	0-0	0-0	0-0	0-0-0	0	0	0	0	0	0
Utah	2	0-0	0-0	0-0	0-0-0	0	0	0	0	0	0
at Iowa State				DNP							
at West Virginia	2	0-0	0-0	0-0	0-0-0	0	0	0	0	0	0
TCU	2	0-2	0-0	0-0	1-0-1	0	0	0	0	0	0
Baylor				DNP							



SEASON & CAREER STATISTICS

2024-25 SEASON			CAREER		
8 vs. UAPB, 11/4/24	Pts	8 vs. UAPB, 11/4/24	2, 3x, last vs. WVU, 2/2/25	FG Made	5 vs. UAPB, 11/4/24
2, 3x, last vs. WVU, 2/2/25	FG Atts	5 vs. UAPB, 11/4/24	1, 2x, last vs. WVU, 2/2/25	3PT-FG Made	3 vs. Arkansas-Pine Bluff, 11/4/24
5 vs. UAPB, 11/4/24	3PT-FG Atts	3 vs. Arkansas-Pine Bluff, 11/4/24	3 vs. UAPB, 11/4/24	FT Made	3 vs. UAPB, 11/4/24
1, 2x, last vs. WVU, 2/2/25	Rebs	3 vs. Alabama State, 11/27/24	3 vs. UAPB, 11/4/24	FT Atts	3 vs. UAPB, 11/4/24
3 vs. Arkansas-Pine Bluff, 11/4/24	Assts	2, 2x, last vs. WVU, 2/2/25	2 vs. Nicholls, 11/15/24	Blks	2 vs. Nicholls, 11/15/24
3 vs. UAPB, 11/4/24	Stls	--	14 vs. Nicholls, 11/15/24	Mins	14 vs. Nicholls, 11/15/24
3 vs. Alabama State, 11/27/24					
2, 2x, last vs. WVU, 2/2/25					
--					
2 vs. Nicholls, 11/15/24					
14 vs. Nicholls, 11/15/24					

MISCELLANEOUS STATISTICS

CATEGORY	2024-25	CAREER
Double-Figure Scoring Games	0	0
Double-Figure Rebounding Games	0	0
Double-Double Games	0	0
20-Point Scoring Games	0	0
Games Led Team in Scoring	0	0
Games Led Team in Rebounding	0	0
Games Led Team in Assists	0	0
Games With 3+ Assists	0	0
Games With 3+ Blocks	0	0
Games With 3+ Steals	0	0
Games With 3+ Three-Pointers	0	0

CAREER STATISTICS

YEAR	GP-GS	MIN-AVG	TOTAL		3-PTERS		FT-FTA	REBOUNDS		PF-FO	AST	TO	BLK	STL	PTS-AVG
			FG-FGA	PCT	FG-FGA	PCT		PCTOFF-DEF-TOT	AVG						
2023-24							REDSHIRTED								
2024-25	15-0	76-5.1	7-24	.292	2-11	.182	7-7	1.000	5-5-10	0.7	11-0	4	1	2	23-1.5
TOTALS	15-0	76-5.1	7-24	.292	2-11	.182	7-7	1.000	5-5-10	0.7	11-0	4	1	2	23-1.5



#5 CJ FREDRICK JR.

GUARD • 6-3 • 185 • GRAD • CINCINNATI, OHIO (KENTUCKY)

- Coming along lately as a key reserve for the Bearcats in league play
- Cincinnati is 6-0 when he scores, including three Big 12 contests
- Missed final 11 games of 2023-24 due to injury, as well as 11 of 12 previously
- Brought a 113-52 record into last season between Iowa and Kentucky, including four NCAA appearances (Iowa was top-25 before COVID pause)
- Missed a combined seven games in 2022-23 for hand and rib injuries
- Missed 2021-22 season at Kentucky due to hamstring injury
- Scored in double-figures four times over five-game SEC stretch in 2022-23
- Kentucky was 6-0 when he made 3 or more treys, including three in SEC play, and UC was 5-0 last year when it happened
- Topped the Big Ten with a 46.1% clip (47 of 102) from 3-point range as a true freshman at Iowa in 2019-20
- Attended same high school (Covington Catholic in Ky.) as former UC assistant coach Jake Thelen
- Earned 2018 Kentucky Gatorade Player of the Year award among many accolades in high school
- Married to Blair Green, a four-year basketball letterwinner at Kentucky who started every game last season



SEASON & CAREER STATISTICS

2024-25 (GRAD/SEVENTH SEASON)

Opponent	Min	FG-FGA	3FG-FGA	FT-FTA	Off-Def-Tot	PF	A	TO	Blk	Stl	Pts
Arkansas-Pine Bluff	15	1-2	1-1	0-0	0-1-1	0	1	0	0	0	3
Morehead State	21	1-3	1-3	2-2	0-0-0	0	1	0	0	1	5
Nicholls	4	0-0	0-0	0-0	0-0-0	0	0	0	0	0	0
at Northern Kentucky	2	0-0	0-0	0-0	0-0-0	0	0	0	0	0	0
at Georgia Tech				DNP							
Alabama State	6	0-1	0-0	0-0	0-0-0	0	0	0	0	0	0
at Villanova				DNP							
Howard				DNP							
Xavier				DNP							
Dayton				DNP							
Grambling	12	1-2	1-2	0-1	0-1-1	0	1	0	0	0	3
at Kansas State				DNP							
Arizona				DNP							
at Baylor	0	0-0	0-0	0-0	0-0-0	0	0	0	0	0	0
Kansas	16	0-4	0-2	0-0	0-4-4	0	0	0	0	1	0
at Colorado	12	1-1	1-1	2-3	0-1-1	3	1	0	1	0	5
Arizona State	16	2-5	2-4	0-0	0-0-0	1	1	0	0	0	6
Texas Tech	12	0-1	0-1	0-0	0-1-1	1	0	1	0	0	0
at BYU	3	0-0	0-0	0-0	0-1-1	0	0	0	0	0	0
at Utah				DNP							
West Virginia				DNP							
at UCF	13	0-0	0-0	0-0	0-1-1	0	0	0	0	0	0
BYU	12	1-1	1-1	0-0	0-0-0	0	2	1	0	0	3
Utah	10	0-1	0-1	0-0	0-0-0	0	0	0	0	0	0
at Iowa State	2	0-0	0-0	0-0	0-0-0	0	0	0	0	0	0
at West Virginia	9	0-0	0-0	0-0	0-1-1	0	0	0	0	0	0
TCU	8	0-1	0-1	0-0	0-0-0	0	0	1	0	0	0
Baylor	1	0-0	0-0	0-0	0-0-0	0	0	0	0	0	0

2024-25 SEASON	CAREER
6 vs. Arizona State, 1/18/25	Pts 23 at Minnesota, 12/25/20
2 vs. Arizona State, 1/18/25	FG Made 8 vs. North Carolina, 12/8/20
5 vs. Arizona State, 1/18/25	FG Atts 12, 2x, last vs. Texas A&M, 1/21/23
2 vs. Arizona State, 1/18/25	3PT-FG Made 5, 4x, last vs. FGCU, 12/3/23
4 vs. Arizona State, 1/18/25	3PT-FG Atts 10 vs. Texas A&M, 1/21/23
2, 2x, last at Colorado, 1/15/25	FT Made 6, 3x, last vs. Howard, 11/7/22
3 at Colorado, 1/15/25	FT Atts 8 vs. Cincinnati, 12/21/19
4 vs. Kansas, 1/11/25	Rebs 5 vs. Oral Roberts, 11/15/19
2 vs. BYU, 2/8/25	Assts 7 vs. Stetson, 12/22/23
1, 2x, last vs. Kansas, 1/11/25	Stls 4 vs. S.C. State, 11/17/22
1 at Colorado, 1/15/25	Blks 1, 12x, last at Colorado, 1/15/25
21 vs. Morehead State, 11/8/24	Mins 39 at Minnesota, 12/25/20

MISCELLANEOUS STATISTICS

CATEGORY	19-20	20-21	21-22	22-23	23-24	24-25	CAREER
Double-Figure Scoring Games	13	6	-	10	5	0	34
Double-Figure Rebounding Games	0	0	-	0	0	0	0
Double-Double Games	0	0	-	0	0	0	0
20-Point Scoring Games	3	2	-	1	0	0	6
Games Led UC in Scoring	-	-	-	-	2	0	2
Games Led UC in Rebounding	-	-	-	-	-	0	0
Games Led UC in Assists	-	-	-	-	1	0	1
Games With 3+ Assists	14	7	-	6	3	0	30
Games With 3+ Blocks	0	0	-	0	0	0	0
Games With 3+ Steals	0	0	-	1	0	0	1
Games With 3+ Three-Pointers	6	6	-	6	4	0	22

CAREER STATISTICS

YEAR	GP-GS	MIN-AVG	FG-FGA	PCT	3-PTERS FG-FGA	PCT	FT-FTA	PCT	OFF-DEF-TOT	AVG	PF-FO	AST	TO	BLK	STL	PTS-AVG
2018-19^																
2019-20^	25-25	715-28.6	87-180	.483	47-102	.461	35-44	.795	16-32-48	1.9	43-0	69	32	5	17	256-10.2
2020-21^	27-27	666-24.7	72-152	.474	36-76	.474	23-34	.676	5-24-29	1.1	25-0	52	10	4	10	203-7.5
2021-22&																
2022-23&	27-15	601-22.3	54-154	.351	34-107	.318	22-24	.917	6-15-21	0.8	30-0	41	14	0	14	164-6.1
2023-24	15-10	309-20.6	30-72	.417	23-54	.426	8-11	.727	4-11-15	1.0	18-0	23	5	1	3	91-6.1
2024-25	19-0	175-9.2	7-22	.318	7-18	.389	4-6	.667	0-11-11	0.6	5-0	7	3	1	2	25-1.3
TOTALS	113-77	2467-22.0	250-580	.431	147-357	.412	92-119	.773	31-93-124	1.1	121-0	192	64	11	46	739-6.5

^Iowa, & Kentucky



#8 CONNOR HICKMAN

GUARD • 6-3 • 200 • SENIOR • BLOOMINGTON, IND. (BRADLEY)

- Was briefly shut down to get healthy after playing through injuries this year
- Recently underwent procedure for broken foot as injury was deemed more severe than previously thought
- Reached 1,000 career points in the Howard game; had 953 at Bradley
- Missed Grambling game with foot injury; was presented commemorative 1,000-point ball pregame
- Started seven games in a row with Dan Skillings out/returning from injury
- Season-high 14 points at Georgia Tech
- Set UC's program record with 31 reps on the 185 bench this summer
- Scored 14 points, all in the first half, at Cincinnati in the NIT
- Played under current UC assistant Drew Adams his freshman year at Bradley
- Brother, Garrett, was an offensive lineman at Indiana State
- MVC All-Freshman team in 2021-22 and Third-Team All-Conference in 2023-24

2024-25 (SENIOR)

Opponent	Min	FG-FGA	3FG-FGA	FT-FTA	Off-Def-Tot	PF	A	TO	Blk	Stl	Pts
Arkansas-Pine Bluff	23	5-6	3-4	0-0	2-2-4	2	2	1	0	2	13
Morehead State*	25	1-5	0-3	0-1	0-2-2	3	1	1	1	0	2
Nicholls*	26	2-7	0-3	0-0	0-3-3	0	3	0	0	1	4
at Northern Kentucky*	27	4-7	2-5	0-0	0-1-1	1	1	1	0	2	10
at Georgia Tech*	25	6-8	2-3	0-0	0-5-5	1	3	1	0	0	14
Alabama State*	24	0-6	0-4	0-0	0-2-2	0	1	0	0	0	0
at Villanova*	22	1-4	0-2	0-0	0-1-1	1	1	1	0	0	2
Howard*	21	1-4	0-2	0-0	1-6-7	0	1	1	0	2	2
Xavier	20	3-7	2-4	1-1	0-3-3	1	0	1	0	0	9
vs. Dayton	12	0-2	0-2	0-0	0-2-2	1	1	1	0	0	0
Grambling				DNP							
at Kansas State	14	0-2	0-1	0-0	0-1-1	1	0	0	0	1	0
Arizona	8	0-2	0-0	0-0	0-0-0	0	0	0	0	0	0
at Baylor	9	0-2	0-2	0-0	0-1-1	2	1	0	0	0	0
Kansas				DNP							
at Colorado				DNP							
Arizona State				DNP							
Texas Tech				DNP							
at BYU				DNP							
at Utah				DNP							
West Virginia				DNP							
at UCF				DNP							
BYU				DNP							
Utah				DNP							
at Iowa State				DNP							
at West Virginia				DNP							
TCU				DNP							
Baylor				DNP							



SEASON & CAREER STATISTICS

2024-25 SEASON			Career	
14 at Georgia Tech, 11/23/24	Pts	28 at Valparaiso, 1/3/24		
6 at Georgia Tech, 11/23/24	FG Made	10 at Valparaiso, 1/3/24		
8 at Georgia Tech, 11/23/24	FG Atts	18 vs. Missouri State, 1/6/24		
3 vs. UAPB, 11/4/24	3PT-FG Made	6, 3x, last vs. UIC, 3/8/24		
4 vs. UAPB, 11/4/24	3PT-FG Atts	11 vs. Missouri State, 1/6/24		
--	FT Made	6 vs. Southern Illinois, 2/28/24		
1 vs. Morehead State, 11/8/24	FT Atts	8 vs. St. Joe's, 12/18/21		
5 at Georgia Tech, 11/23/24	Rebs	8, 2x, last vs. So. Illinois, 2/28/24		
3, 2x, last at Georgia Tech, 11/23/24	Assts	9 at Missouri State, 12/3/22		
2 vs. UAPB, 11/4/24	Stls	5 vs. Southern Illinois, 2/28/24		
1 vs. Morehead State, 11/8/24	Blks	2 vs. Northern Iowa, 3/3/23		
26 vs. Nicholls, 11/15/24	Mins	40 vs. Illinois State, 1/25/23		

MISCELLANEOUS STATISTICS

CATEGORY	21-22	22-23	23-24	24-25	CAREER
Double-Figure Scoring Games	9	13	25	2	49
Double-Figure Rebounding Games	0	0	0	0	0
Double-Double Games	0	0	0	0	0
20-Point Scoring Games	0	0	8	0	8
Games Led UC in Scoring				0	
Games Led UC in Rebounding				0	
Games Led UC in Assists				0	
Games With 3+ Assists	3	12	17	1	33
Games With 3+ Blocks	0	0	0	0	0
Games With 3+ Steals	1	1	7	0	9
Games With 3+ 3-Pointers	4	7	11	1	23

CAREER STATISTICS

YEAR	GP-GS	TOTAL			3-PTERS			REBOUNDS							
		MIN-AVG	FG-FGA	PCT	FG-FGA	PCT	FT-FTA	PCTOFF-DEF-TOT	AVG	PF-FO	AST	TO	BLK	STL	PTS-AVG
2021-22*	31-23	720-23.2	76-184	.413	34-91	.374	26-31	.839	18-54-72	2.3	64-0	35	34	5	18 212-6.8
2022-23*	34-34	1032-30.4	110-277	.397	48-143	.336	24-42	.571	10-90-100	2.9	73-0	71	56	7	27 292-8.6
2023-24*	31-30	1002-32.3	164-351	.467	74-184	.402	47-67	.701	13-92-105	3.4	43-0	91	58	5	37 449-14.5
2024-25	13-7	257-19.8	23-62	.371	9-35	.257	1-2	.500	3-29-32	2.5	13-0	15	8	1	8 56-4.3
TOTALS	109-94	3015-27.7	373-874	.427	165-453	.364	98-142	.690	44-265-309	2.8	193-0	212	156	18	90 1009-9.3

*Bradley



#10 JOSH REED

GUARD • 6-7 • 220 • JUNIOR • ATLANTA, GA. (PACE ACADEMY)

- First three starts of his career have come in consecutive fashion; has won the most team defensive awards following film grades this year
- Earned “MVP” chants at the foul line late against Utah, where he scored career-high 13 points and went 3-of-4 from deep against the Utes
- Plus-25 over the BYU and Utah games combined; UC’s leader in that category in league play
- Then-career-high 12 points, including 3-pointer, steal and breakaway dunk and fadeaway jumper to ignite crowd and push UC to 84-66 win over BYU
- Plus-13 off the bench at Utah, third-highest in a loss of the Wes Miller era
- Earned team’s Do Your Job award for performance at Villanova
- Golfed with Wes Miller on his recruiting visit
- Career-highs of 12 boards in 25 minutes against Detroit Mercy in 2023-24
- Mother, Chenoah (formerly Turner), led South Fla. in blocked shots in 1989-90
- Graded as top defender in Xavier and Wichita State games in 2022-23, something Miller remarked has been extremely rare for a freshman in his coaching career
- Member of the Rivals Top 150 out of high school



2024-25 (JUNIOR)

Opponent	Min	FG-FGA	3FG-FGA	FT-FTA	Off-Def-Tot	PF	A	TO	Blk	Stl	Pts
Arkansas-Pine Bluff	7	0-0	0-0	0-0	0-0-0	0	1	0	0	1	0
Morehead State	12	1-4	0-1	0-0	0-2-2	1	3	0	1	0	2
Nicholls	20	3-4	2-3	0-0	2-3-5	0	1	1	1	1	8
at Northern Kentucky	12	0-1	0-0	0-0	0-1-1	1	1	0	0	0	0
at Georgia Tech	14	0-3	0-2	1-2	1-0-1	1	0	0	0	0	1
Alabama State	17	2-4	0-1	2-2	2-4-6	1	0	0	0	0	6
at Villanova	16	2-3	1-2	1-2	2-1-3	2	0	0	0	0	6
Howard	15	2-5	0-2	0-0	1-3-4	1	0	1	0	0	4
Xavier	1	0-0	0-0	0-0	0-0-0	0	0	0	0	0	0
vs. Dayton				DNP							
Grambling	6	0-1	0-1	0-0	0-1-1	1	0	1	0	0	0
at Kansas State				DNP							
Arizona	0+	0-0	0-0	0-0	0-0-0	0	0	0	0	0	0
at Baylor	3	1-3	0-1	0-0	0-0-0	0	0	0	0	1	2
Kansas	15	2-4	1-2	0-0	1-0-1	0	1	1	1	1	5
at Colorado	13	0-2	0-1	2-2	0-3-3	0	2	0	0	3	2
Arizona State	10	0-2	0-1	0-0	0-2-2	2	1	0	0	1	0
Texas Tech	13	1-1	0-0	0-0	0-0-0	1	3	0	0	0	2
at BYU	14	0-2	0-2	0-0	1-1-2	2	0	0	2	0	0
at Utah	17	2-4	1-1	2-2	0-3-3	5	0	1	1	3	7
West Virginia	20	1-2	0-1	4-4	1-2-3	0	1	1	0	0	6
at UCF	10	0-3	0-1	0-0	0-0-0	4	0	0	1	1	0
BYU	18	4-7	1-3	3-3	1-1-2	1	1	0	0	1	12
Utah	23	4-6	3-4	2-2	1-3-4	0	1	1	0	1	13
at Iowa State	23	2-5	2-4	0-0	2-1-3	3	0	0	0	2	6
at West Virginia*	27	2-6	0-1	0-0	0-1-1	5	3	0	0	1	4
TCU*	27	5-5	1-1	2-2	1-1-2	1	0	0	0	0	13
Baylor*	33	4-5	1-1	2-3	2-2-4	0	2	0	0	1	11

SEASON & CAREER STATISTICS

2024-25 SEASON	CAREER
13, 2x, last vs. TCU, 2/22/25	Pts 13, 2x, last vs. TCU, 2/22/25
5 vs. TCU, 2/22/25	FG Made 5 vs. TCU, 2/22/25
7 vs. BYU, 2/8/25	FG Atts 7 vs. BYU, 2/8/25
3 vs. Utah, 2/11/25	3PT-FG Made 3, 2x, last vs. Utah, 2/11/25
4, 2x, last at Iowa State, 2/15/25	3PT-FG Atts 4, 2x, last at Iowa State, 2/15/25
4 vs. WVU, 2/2/25	FT Made 4 vs. WVU, 2/2/25
4 vs. WVU, 2/2/25	FT Atts 4, 2x, last vs. WVU, 2/2/25
6 vs. Alabama State, 11/27/24	Rebs 12 vs. Detroit Mercy, 11/10/23
3, 2x, last at WVU, 2/19/25	Assts 4 vs. Detroit Mercy, 11/10/23
3, 2x, last at Utah, 1/28/25	Stls 3 at Colorado, 1/15/25
2 at BYU, 1/25/25	Blks 2, 2x, last at BYU, 1/25/25
33 vs. Baylor, 2/25/25	Mins 33 vs. Baylor, 2/25/25

MISCELLANEOUS STATISTICS

CATEGORY	2022-23	2023-24	2024-25	CAREER
Double-Figure Scoring Games	1	0	4	5
Double-Figure Rebounding Games	0	1	0	1
Double-Double Games	0	0	0	0
20-Point Scoring Games	0	0	0	0
Games Led Team in Scoring	0	0	0	0
Games Led Team in Rebounding	1	1	0	2
Games Led Team in Assists	0	0	0	0
Games With 3+ Assists	0	1	2	3
Games With 3+ Blocks	0	0	0	0
Games With 3+ Steals	0	0	2	2
Games With 3+ Three-Pointers	1	0	1	2

CAREER STATISTICS

YEAR	GP-GS	MIN-AVG	TOTAL		3-PTERS		FT-FTA	REBOUNDS			PF-FO	AST	TO	BLK	STL	PTS-AVG
			FG-FGA	PCT	FG-FGA	PCT		PCT	OFF-DEF-TOT	AVG						
2022-23	29-0	233-8.0	15-44	.341	10-25	.400	3-8	.375	19-30-49	1.7	13-0	7	6	6	2	43-1.5
2023-24	35-0	383-11.0	24-65	.369	13-42	.310	8-11	.727	23-46-69	2.0	33-0	18	14	4	16	69-2.0
2024-25	26-3	387-14.9	38-82	.463	13-36	.361	21-24	.875	18-35-53	2.0	32-2	21	7	7	18	110-4.2
TOTALS	90-3	1003-11.1	77-191	.403	36-103	.350	32-43	.744	60-111-171	1.9	78-2	46	27	17	36	222-2.5



#11 C.J. ANTHONY

GUARD • 6-0 • 195 • SENIOR • COLUMBUS, OHIO (PUTNAM SCIENCE ACADEMY)

- Walk-on; only remaining member of Wes Miller's first team in 2021-22
- Has earned recognition in offseason for improvement; could see more minutes

2023-24 (JUNIOR SEASON)

Opponent	Min	FG-FGA	3FG-FGA	FT-FTA	Off-Def-Tot	PF	A	TO	Blk	Stl	Pts
UIC				DNP							
Detroit Mercy	8	2-5	0-1		2-2-4	1	1	1	0	0	4
Eastern Washington				DNP							
Northern Kentucky	1	0-0	0-0	0-0	0-0-0	0	0	0	0	0	0
Georgia Tech	7	0-3	0-3		3-4	1	1-2	0	1	0	0
at Howard				DNP							
Florida Gulf Coast	5	2-4	2-4		2-2	0	0-1-1	0	0	0	8
at Xavier				DNP							
Bryant	1	0-1	0-0		0-0	0	0-0-0	0	0	0	0
vs. Dayton				DNP							
Merrimack				DNP							
Stetson				DNP							
Evansville				DNP							
at (12) BYU				DNP							
(25) Texas				DNP							
at (14) Baylor				DNP							
(19) TCU				DNP							
(15) Oklahoma	0+	0-0	0-0		0-0	0	0-0-0	0	0	0	0
at (7) Kansas				DNP							
UCF				DNP							
at West Virginia				DNP							
at (15) Texas Tech				DNP							
(5) Houston				DNP							
(10) Iowa State				DNP							
at UCF				DNP							
Oklahoma State				DNP							
at TCU	2	0-0	0-0		0-0	0	0-0-0	0	0	1	0
at (1) Houston				DNP							
Kansas State				DNP							
at Oklahoma				DNP							
West Virginia	1	0-0	0-0		0-0	0	0-0-0	0	1	0	0
vs. West Virginia				DNP							
vs. (16) Kansas	1	0-0	0-0		0-0	0	0-0-0	0	0	0	0
vs. (14) Baylor				DNP							
San Francisco (NIT)				DNP							
Bradley (NIT)	2	0-2	0-1		0-0	1	0-0-0	0	0	0	0
at Indiana State (NIT)	0+	0-0	0-0		0-0	0	0-0-0	0	0	0	0



SEASON & CAREER STATISTICS

2023-24 SEASON			CAREER	
8 vs. FGCU, 12/3/23	Pts		8 vs. FGCU, 12/3/23	
2, 2x, last vs. FGCU, 12/3/23	FG Made		2, 2x, last vs. FGCU, 12/3/23	
5 vs. Detroit Mercy, 11/10/23	FG Atts		5 vs. Detroit Mercy, 11/10/23	
2 vs. FGCU, 12/3/23	3PT-FG Made		2 vs. FGCU, 12/3/23	
4 vs. FGCU, 12/3/23	3PT-FG Atts		4 vs. FGCU, 12/3/23	
3 vs. Georgia Tech, 11/22/23	FT Made		3 vs. Georgia Tech, 11/22/23	
4 vs. Georgia Tech, 11/22/23	FT Atts		4 vs. Georgia Tech, 11/22/23	
4 vs. Detroit Mercy, 11/10/23	Rebs		4 vs. Detroit Mercy, 11/10/23	
1, 3x vs. WVU, 3/9/24	Assts		1, 8x, last vs. WVU, 3/9/24	
1 vs. FGCU, 12/3/23	Stls		1 vs. FGCU, 12/3/23	
--	Blks		--	
8 vs. Detroit Mercy, 11/10/23	Mins		8 vs. Detroit Mercy, 11/10/23	

MISCELLANEOUS STATISTICS

CATEGORY	2021-22	2022-23	2023-24	CAREER
Double-Figure Scoring Games	0	0	0	0
Double-Figure Rebounding Games	0	0	0	0
Double-Double Games	0	0	0	0
20-Point Scoring Games	0	0	0	0
Games Led Team in Scoring	0	0	0	0
Games Led Team in Rebounding	0	0	0	0
Games Led Team in Assists	0	0	0	0
Games With 3+ Assists	0	0	0	0
Games With 3+ Blocks	0	0	0	0
Games With 3+ Steals	0	0	0	0
Games With 3+ Three-Pointers	0	0	0	0

CAREER STATISTICS

YEAR	GP-GS	MIN-AVG	TOTAL		3-PTERS		FT-FTA	REBOUNDS		PF-FO	AST	TO	BLK	STL	PTS-AVG
			FG-FGA	PCT	FG-FGA	PCT		PCTOFF-DEF-TOT	AVG						
2021-22	10-0	15-1.5	2-9	.222	1-7	.143	1-4	.250	2-2-4	0.4	0-0	2	1	0	6-0.6
2022-23	14-0	26-1.9	2-6	.333	1-4	.250	2-4	.500	0-4-4	0.3	4-0	3	2	0	7-0.5
2023-24	11-0	29-2.6	4-15	.267	2-9	.222	5-6	.833	3-4-7	0.6	2-0	3	2	0	15-1.4
TOTALS	35-0	70-2.0	8-30	.267	4-20	.200	8-14	.571	5-10-15	0.4	6-0	8	5	0	28-0.8



#14 TYLER BETSEY

FORWARD • 6-8 • 225 • FRESHMAN • WINDSOR, CONN. (ST. THOMAS MORE HS)

- 75 of his 103 shot attempts this year are from 3-point range
- Two-time Connecticut Gatorade Player of the Year, following UConn's Donovan Clingan in 2021 and 2022.
- Rated as high as No. 37 nationally in high school
- One of his coaches was Cane Broome, a three-year Cincinnati standout (2016-19)
- Active in the Connecticut community with gift and food drives, among others

2024-25 (FRESHMAN)

Opponent	Min	FG-FGA	3FG-FGA	FT-FTA	Off-Def-Tot	PF	A	TO	Blk	Stl	Pts
Arkansas-Pine Bluff	14	2-4	2-3	0-0	0-4-4	1	1	1	1	1	6
Morehead State	18	3-7	1-2	0-0	1-2-3	1	2	0	0	0	7
Nicholls	17	2-6	2-5	1-2	1-2-3	2	1	2	0	0	7
at Northern Kentucky	18	2-4	2-4	1-4	1-3-4	2	0	1	0	0	7
at Georgia Tech	17	2-5	2-2	0-0	2-3-5	3	1	1	1	0	6
Alabama State	21	2-5	1-4	0-0	1-3-4	2	1	0	0	0	5
at Villanova	10	0-1	0-1	0-0	0-0-0	1	0	0	0	0	0
Howard	13	2-4	1-2	0-0	2-1-3	0	0	0	0	0	5
Xavier	5	0-2	0-2	0-0	0-0-0	0	0	0	0	0	0
vs. Dayton	8	1-3	1-3	0-0	0-0-0	0	0	0	0	0	3
Grambling	21	3-8	2-7	1-1	2-2-4	0	0	0	0	0	9
at Kansas State	6	0-1	0-1	0-0	0-0-0	0	1	0	0	0	0
Arizona	15	1-7	0-5	0-0	1-2-3	0	0	0	0	0	2
at Baylor	8	0-2	0-1	1-2	1-0-1	0	0	0	0	0	1
Kansas				DNP							
at Colorado	10	0-2	0-1	0-0	0-1-1	2	0	0	0	0	0
Arizona State	9	2-4	1-3	0-0	1-1-2	2	0	0	0	0	5
Texas Tech	8	1-1	1-1	0-0	0-0-0	0	0	0	0	0	3
at BYU	13	1-4	0-3	0-0	0-1-1	1	0	1	0	0	2
at Utah	10	2-5	2-5	0-0	0-0-0	0	0	0	0	0	6
West Virginia	10	2-3	1-2	0-0	0-0-0	0	0	0	1	0	5
at UCF	12	3-5	2-4	0-0	0-0-0	3	0	0	0	0	8
BYU	9	1-3	0-2	0-0	0-1-1	0	0	0	0	0	2
Utah	13	2-2	2-2	0-0	0-1-1	1	1	0	0	0	6
at Iowa State	19	1-2	0-0	0-0	0-1-1	1	0	0	0	0	2
at West Virginia	18	2-6	1-5	0-0	1-1-2	2	0	1	0	0	5
TCU	18	1-6	0-3	3-4	2-0-2	0	1	0	0	0	5
Baylor	8	1-1	1-1	0-0	0-2-2	0	0	0	0	0	3



SEASON & CAREER STATISTICS

2024-25 SEASON			CAREER	
9 vs. Grambling, 12/22/24	Pts		9 vs. Grambling, 12/22/24	
3, 3x, last at UCF, 2/25/25	FG Made		3, 3x, last at UCF, 2/5/25	
8 vs. Grambling, 12/22/24	FG Atts		8 vs. Grambling, 12/22/24	
2, 8x, last vs. Utah, 2/11/25	3PT-FG Made		2, 8x, last vs. Utah, 2/11/25	
7 vs. Grambling, 12/22/24	3PT-FG Atts		7 vs. Grambling, 12/22/24	
3 vs. TCU, 2/22/25	FT Made		3 vs. TCU, 2/22/25	
4, 2x, last vs. TCU, 2/22/25	FT Atts		4, 2x, last vs. TCU, 2/22/25	
4 vs. UAPB, 11/4/24	Rebs		4 vs. UAPB, 11/4/24	
2 vs. Morehead State, 11/8/24	Assts		2 vs. Morehead State, 11/8/24	
1 vs. UAPB, 11/4/24	Stls		1 vs. UAPB, 11/4/24	
1, 3x, last vs. WVU, 2/2/25	Blks		1, 3x, last vs. WVU, 2/2/25	
21, 2x, last vs. Grambling, 12/22/24	Mins		21, 2x, last vs. Grambling, 12/22/24	

MISCELLANEOUS STATISTICS

CATEGORY	2024-25	CAREER
Double-Figure Scoring Games	0	0
Double-Figure Rebounding Games	0	0
Double-Double Games	0	0
20-Point Scoring Games	0	0
Games Led Team in Scoring	0	0
Games Led Team in Rebounding	0	0
Games Led Team in Assists	0	0
Games With 3+ Assists	0	0
Games With 3+ Blocks	0	0
Games With 3+ Steals	0	0
Games With 3+ Three-Pointers	0	0

CAREER STATISTICS

YEAR	GP-GS	MIN-AVG	TOTAL		3-PTERS		FT-FTA	REBOUNDS			PF-FO	AST	TO	BLK	STL	PTS-AVG
			FG-FGA	PCT	FG-FGA	PCT		PCT	OFF-DEF-TOT	AVG						
2024-25	27-0	349-12.9	39-103	.379	25-75	.333	7-13	.538	16-31-47	1.7	23-0	9	7	4	1	110-4.1
TOTALS	27-0	349-12.9	39-103	.379	25-75	.333	7-13	.538	16-31-47	1.7	23-0	9	7	4	1	110-4.1



#20 JJ REMBERT

GUARD • 5-10 • 155 • FRESHMAN • JAMAICA, QUEENS, N.Y. (NATION FORD HS (S.C.))

- Played senior season at Legacy Early College HS in Greenville, S.C.
- Played with current UC teammates Tyler Betsey in elementary school and Tyler McKinley at the Pangos All-American camp in Las Vegas
- Moved to South Carolina in 2020 from New York City



SEASON & CAREER STATISTICS

2024-25 SEASON	CAREER
--	Pts
--	FG Made
--	FG Atts
--	3PT-FG Made
--	3PT-FG Atts
--	FT Made
--	FT Atts
--	Rebs
--	Assts
--	Stls
--	Blks
--	Mins

MISCELLANEOUS STATISTICS

CATEGORY	2023-24	CAREER
Double-Figure Scoring Games		0
Double-Figure Rebounding Games		0
Double-Double Games		0
20-Point Scoring Games		0
Games Led Team in Scoring		0
Games Led Team in Rebounding		0
Games Led Team in Assists		0
Games With 3+ Assists		0
Games With 3+ Blocks		0
Games With 3+ Steals		0
Games With 3+ Three-Pointers		0

CAREER STATISTICS

YEAR	GP-GS	MIN-AVG	TOTAL	3-PTERS	REBOUNDS	PF-FO	AST	TO	BLK	STL	PTS-AVG
			FG-FGA	PCT	FG-FGA	PCT	FT-FTA	PCT	OFF-DEF-TOT	AVG	
2024-25											
TOTALS											



#22 ARRINTEN PAGE

FORWARD • 6-11 • 240 • SOPHOMORE • ATLANTA, GA. (USC)

- Great skillset playing the 5, including 3-pointers in consecutive January games
- Heavily recruited by the Bearcats in high school
- When he entered the portal after his freshman year, recalled how blunt the coaching staff was about asking if he was in or not; he committed the next day
- Battled illness through middle of his freshman season but still earned three starts in league play
- Blocked four shots against Oregon in 19 minutes as a freshman for USC

2024-25 (SOPHOMORE)

Opponent	Min	FG-FGA	3FG-FGA	FT-FTA	Off-Def-Tot	PF	A	TO	Blk	Stl	Pts
Arkansas-Pine Bluff	13	3-6	0-0	3-5	2-0-2	3	2	1	0	1	9
Morehead State	17	3-4	0-0	7-8	2-3-5	3	0	1	0	0	13
Nicholls	15	3-8	1-2	4-6	1-5-6	0	0	1	5	0	11
at Northern Kentucky	15	4-6	0-0	0-0	1-3-4	0	0	1	1	0	8
at Georgia Tech	7	2-3	0-0	0-0	0-0-0	5	0	1	0	0	4
Alabama State	17	3-4	0-0	1-1	0-2-2	1	0	1	2	2	7
at Villanova	16	0-2	0-1	0-1	1-1-2	3	0	0	0	1	0
Howard	15	2-5	0-0	2-3	5-3-8	1	1	2	1	0	6
Xavier	9	1-1	0-0	0-0	1-1-2	2	0	1	0	0	2
vs. Dayton	14	1-3	0-0	0-2	0-4-4	4	2	1	0	1	2
Grambling	14	3-3	1-1	2-4	1-5-6	0	0	0	1	0	9
at Kansas State	8	0-0	0-0	1-2	0-0-0	1	0	1	0	1	1
Arizona	9	1-1	0-0	2-2	1-0-1	2	0	0	0	1	4
at Baylor	11	0-1	0-0	0-0	3-1-4	2	1	1	0	0	0
Kansas	14	4-9	1-3	0-0	3-4-7	0	0	1	2	0	9
at Colorado	10	2-6	1-1	0-0	2-1-3	1	0	1	0	1	5
Arizona State	10	0-2	0-0	0-0	1-1-2	1	1	0	2	0	0
Texas Tech	10	3-5	0-0	3-4	0-4-4	0	1	0	0	0	9
at BYU	18	3-6	0-1	1-2	1-2-3	1	1	2	0	1	7
at Utah	11	1-2	0-0	0-1	0-1-1	1	0	3	1	1	2
West Virginia	4	0-0	0-0	0-0	1-0-1	0	0	2	0	0	0
at UCF	1	0-0	0-0	0-0	0-0-0	0	0	0	0	0	0
BYU	6	0-1	0-0	0-0	1-1-2	0	2	0	0	0	0
Utah	1	0-0	0-0	0-0	0-1-1	0	0	0	0	0	0
at Iowa State	1	0-0	0-0	0-0	0-0-0	1	0	0	0	0	0
at West Virginia	3	0-0	0-0	0-0	0-0-0	0	0	0	0	0	0
TCU	2	0-0	0-0	0-0	0-1-1	1	0	0	0	0	0
Baylor	3	0-0	0-0	0-0	0-1-1	1	0	0	0	0	0



SEASON & CAREER STATISTICS

2024-25 SEASON			CAREER		
13 vs. Morehead State, 11/8/24	Pts	13 vs. Morehead State, 11/8/24	4, 2x, last vs. Kansas, 1/11/25	FG Made	4, 3x, last vs. Oregon, 2/1/24
9 vs. Kansas, 1/11/25	FG Atts	7 vs. Gonzaga, 12/2/23	1, 3x, last at Colorado, 1/15/25	3PT-FG Made	2 at Alabama State, 12/19/23
3 vs. Kansas, 1/11/25	3PT-FG Atts	3 at Arizona, 1/17/24	7 vs. Morehead State, 11/8/24	FT Made	7 vs. Morehead State, 11/8/24
8 vs. Morehead State, 11/8/24	FT Atts	8 vs. Morehead State, 11/8/24	8 vs. Howard, 12/8/24	Rebs	8 vs. Howard, 12/8/24
2, 2x last vs. Dayton, 12/20/24	Assts	3 vs. Oregon State, 2/3/24	2 vs. Alabama State, 11/27/24	Stls	2, vs. Alabama State, 11/27/24
5 vs. Nicholls, 11/15/24	Blks	5 vs. Nicholls, 11/15/24	18 at BYU, 1/25/25	Mins	22, 2x, last at Colorado, 1/13/24

MISCELLANEOUS STATISTICS

CATEGORY	23-24	24-25	CAREER
Double-Figure Scoring Games	1	2	3
Double-Figure Rebounding Games	0	0	0
Double-Double Games	0	0	0
20-Point Scoring Games	0	0	0
Games Led UC in Scoring	-	0	0
Games Led UC in Rebounding	-	1	1
Games Led UC in Assists	-	0	0
Games With 3+ Assists	2	0	2
Games With 3+ Blocks	0	1	1
Games With 3+ Steals	2	0	2
Games With 3+ Three-Pointers	0	0	0

CAREER STATISTICS

YEAR	GP-GS	MIN-AVG	TOTAL		3-PTERS		FT-FTA	REBOUNDS		PF-FO	AST	TO	BLK	STL	PTS-AVG
			FG-FGA	PCT	FG-FGA	PCT		PCTOFF-DEF-TOT	AVG						
2023-24*	27-4	289-10.7	31-63	.492	5-16	.313	17-32	.531	20-37-57	2.1	25-1	10	25	9	84-3.1
2024-25	28-0	275-9.8	39-78	.500	4-9	.444	26-41	.634	27-45-72	2.6	34-1	11	21	15	108-3.9
TOTALS	55-4	563-10.2	70-141	.496	9-25	.360	43-73	.589	47-82-129	2.3	59-2	21	46	24	192-3.5

*USC



#23 DILLON MITCHELL

FORWARD • 6-8 • 210 • JUNIOR • TAMPA, FLA. (TEXAS)

- Has strongly diversified his game, which included his standout, double-double effort in a season-high 33 minutes against Xavier
- Tied for fifth nationally with teammate Aziz Bandaogo with 57 dunks
- Fourth double-double, against TCU, included matching career-high 13 boards
- Third double-double of season came at K-State with season-highs of points (15) and rebounds (11); first one came at Georgia Tech (14 and 11)
- Started 71 games at Texas over his freshman and sophomore years
- Hit national champ UConn with career-high 21 points and eight boards
- Three 13-rebound games last year, including against Oklahoma
- 10 points and four rebounds at Cincinnati in Fifth Third Arena in 2023-24
- McDonald's All-American; first to suit up as a Bearcat since Lance Stephenson in 2009-10
- Owner of three dogs

2024-25 (JUNIOR)

Opponent	Min	FG-FGA	3FG-FGA	FT-FTA	Off-Def-Tot	PF	A	TO	Blk	Stl	Pts
Arkansas-Pine Bluff*	24	5-11	0-2	0-2	1-7-8	2	1	2	1	1	10
Morehead State*	23	7-7	0-0	0-2	2-7-9	1	3	0	0	1	14
Nicholls*	24	6-8	0-1	0-2	3-6-9	2	0	1	1	1	12
at Northern Kentucky*	30	6-9	0-1	0-0	1-5-6	1	3	2	0	4	12
at Georgia Tech*	30	6-10	1-2	1-4	2-9-11	1	1	0	1	1	14
Alabama State*	18	5-7	0-1	0-5	2-6-8	1	2	0	0	1	10
at Villanova*	27	4-6	1-1	0-0	1-3-4	3	1	1	0	2	9
Howard*	25	5-6	1-2	3-4	0-2-2	2	3	1	0	1	14
Xavier*	33	4-5	0-0	3-5	2-8-10	1	2	0	1	2	11
Dayton*	29	2-3	0-0	0-2	6-2-8	3	1	3	1	2	6
Grambling*	25	6-9	0-1	1-1	2-5-7	0	0	0	1	3	13
at Kansas State*	27	6-12	2-3	1-2	4-7-11	2	0	2	0	2	15
Arizona*	30	6-8	1-3	0-5	1-6-7	4	0	1	0	2	13
at Baylor*	30	0-2	0-1	0-0	0-2-2	1	0	4	1	1	0
Kansas*	29	5-8	0-2	0-0	0-5-5	0	0	1	1	1	10
at Colorado*	29	3-10	0-1	5-7	1-4-5	0	2	1	0	0	11
Arizona State*	30	6-10	0-1	2-3	1-2-3	3	2	1	2	3	14
Texas Tech*	29	5-8	0-0	2-2	1-3-4	1	2	1	3	1	12
at BYU*	26	2-5	0-2	0-2	3-2-5	3	1	0	1	1	4
at Utah*	32	3-5	0-0	1-2	2-4-6	0	4	0	0	2	7
West Virginia*	33	3-7	0-1	0-0	2-8-10	2	3	1	0	0	6
at UCF*	31	9-14	0-1	1-2	2-4-6	1	3	2	1	1	19
BYU*	27	2-3	0-0	2-2	0-2-2	3	1	0	2	1	6
Utah*	23	2-4	0-0	0-0	2-5-7	1	1	0	1	1	4
at Iowa State*	25	2-3	0-0	0-0	1-4-5	5	0	2	1	3	4
at West Virginia*	33	5-8	0-1	0-2	2-2-4	0	0	1	0	0	10
TCU*	33	4-5	0-0	4-4	6-7-13	2	1	0	0	1	12
Baylor*	34	6-9	1-3	0-1	2-7-9	0	3	1	1	1	13



SEASON & CAREER STATISTICS

2024-25 SEASON		Career
19 at UCF, 2/5/25	Pts	21 vs. UConn, 11/20/23
9 at UCF, 2/5/25	FG Made	9, 2x, last at UCF, 2/5/25
14 at UCF, 2/5/25	FG Atts	14, 2x, last at UCF, 2/5/25
2 at Kansas State, 12/30/24	3PT-FG Made	2 at Kansas State, 12/30/24
3, 3x, last vs. Baylor, 2/25/25	3PT-FG Atts	3, 3x, last vs. Baylor, 2/25/25
5 at Colorado, 1/15/25	FT Made	6 vs. Rice, 12/22/22
7 at Colorado, 1/15/25	FT Atts	7 at Colorado, 1/15/25
13 vs. TCU, 2/22/25	Rebs	13, 4x, last vs. TCU, 2/22/25
4 at Utah, 1/28/25	Assts	4x, last at Utah, 1/28/25
4 at Northern Kentucky, 11/19/24	Stls	4 at Northern Kentucky, 11/19/24
3 vs. Texas Tech, 1/21/25	Blks	4, 2x, last vs. UConn, 12/29/23
34 vs. Baylor, 2/25/25	Mins	38 vs. Texas State, 11/30/23

MISCELLANEOUS STATISTICS

CATEGORY	22-23	23-24	24-25	CAREER
Double-Figure Scoring	6	17	19	42
Double-Figure Rebounding	2	12	5	19
Double-Double Games	1	8	4	13
20-Point Scoring Games	0	1	0	1
Games Led UC in Scoring	-	-	3	3
Games Led UC in Rebs	-	-	12	12
Games Led UC in Assists	-	-	1	1
Games With 3+ Assists	2	8	7	17
Games With 3+ Blocks	0	2	1	3
Games With 3+ Steals	2	0	4	6
Games With 3+ 3-Pointers	0	0	0	0

CAREER STATISTICS

YEAR	GP-GS	TOTAL			3-PTERS			REBOUNDS			PF-FO	AST	TO	BLK	STL	PTS-AVG
		MIN-AVG	FG-FGA	PCT	FG-FGA	PCT	FT-FTA	PCTOFF-DEF-TOT	AVG							
2022-23*	38-38	664-17.5	75-118	.636	0-0	.000	15-37	.405	52-96-148	3.9	43-0	14	21	12	23	165-4.3
2023-24*	34-33	985-29.0	138-236	.585	0-8	.000	52-87	.598	61-195-256	7.5	57-0	49	48	30	34	328-9.6
2024-25	28-28	789-28.2	126-203	.621	7-30	.233	26-61	.426	52-134-186	6.6	45-1	40	28	20	40	285-10.2
TOTAL	100-99	2439-24.4	339-557	.609	7-38	.184	93-185	.503	165-425-590	5.9	145-1	103	97	62	97	778-7.8

*Texas



#41 SIMAS LUKOŠIUS

GUARD • 6-8 • 225 • SENIOR • KAUNAS, LITHUANIA (BUTLER)

- Missed WVU and TCU games following shoulder injury sustained at Iowa State
- 16 points at Colorado led UC to first Big 12 win; was averaging 5.0 ppg in league play prior
- Cincinnati is 8-1 when he scores 14 or more points this year
- 5-for-5 from deep in the second half to help UC pull away at NKU
- 26 points in season finale to cross 1,000 points for his career
- Nailed winning 3-pointer with 3 seconds left in overtime NIT win over San Francisco; went 8-for-10 from deep that ranked sixth in school history for makes and percentage
- 5 of his 7 20-point games in his career have come in conference tournaments or postseason
- Scored a career-best 31 points on an 8-of-13 shooting, while also making a career-high seven 3s against WVU in the first round of the Big 12 Championship. He scored 26 points in the second half to lead UC back from a 16-point deficit.
- Winning three-pointer, down 1, against K-State with 9.9 seconds left
- Pull-up from inside the elbow with 21 seconds left was the game-winner at No. 15 Texas Tech; also had clutch tipped lay-up for 3-point lead with 13 seconds left at UCF
- Missed FGCU game after being hit by a car three days prior; also suffered ankle injury on opposite leg in overtime at Howard
- Season, and still-career-high, scoring output as a freshman was 27 against Xavier in the 2022 Big East Tournament, scoring 12 alone in overtime
- Scored then-career-high 28 against Villanova as a sophomore on 5-of-8 deep shooting and 23 in season finale vs. St. John's
- Father, Mindaugas, is a professional basketball coach who has experience leading teams in Kuwait, Lithuania, Russia, Lebanon, Germany, and Bahrain
- Dual citizen of Lithuania and Germany; has lived in all the above countries



SEASON & CAREER STATISTICS

2024-25 SEASON				CAREER	
20 vs. UAPB, 11/4/24	Pts	31	vs. West Virginia, 3/12/24^		
8 vs. UAPB, 11/4/24	FG Made	9, 2x, last	vs. San Fran., 3/20/24		
17 vs. Dayton, 12/20/24	FG Atts	18	at DePaul, 2/22/23		
6 at NKU, 11/19/24	3PT-FG Made	8	vs. San Francisco, 3/20/24		
12 vs. Dayton, 12/20/24	3PT-FG Atts	12, 4x, last	vs. Dayton, 12/20/24		
7 vs. Texas Tech, 1/21/25	FT Made	8, last	vs. WVU 3/12/24^		
8 vs. Texas Tech, 1/21/25	FT Atts	13	vs. Xavier, 3/9/22		
7 at Colorado, 1/15/25	Rebs	9	vs. The Citadel, 11/19/22		
6, 2x, last vs. Nicholls, 11/15/24	Assts	7, 3x, last	vs. NKU, 11/19/23		
4 vs. Arizona State, 1/18/25	Stls	4	vs. Arizona State, 1/18/25		
1 vs. Alabama State, 11/27/24	Blks	1, 8x, last	vs. Ala. State, 11/27/24		
34 vs. Dayton, 12/20/24	Mins	40, 3x (last	at Xavier, 3/4/23)		

^ Big 12 Championships

MISCELLANEOUS STATISTICS

CATEGORY	21-22	22-23	23-24	24-25	CAREER
Double-Figure Scoring Games	7	20	22	16	65
Double-Figure Rebounding Games	0	0	0	0	0
Double-Double Games	0	0	0	0	0
20-Point Scoring Games	1	2	3	1	7
Games Led UC in Scoring	-	-	9	8	17
Games Led UC in Rebounding	-	-	2	1	3
Games Led UC in Assists	-	-	11	5	16
Games With 3+ Assists	2	18	19	9	48
Games With 3+ Blocks	1	0	0	0	0
Games With 3+ Steals	0	1	0	2	3
Games With 3+ 3-Pointers	3	3	17	10	33

CAREER STATISTICS

		TOTAL			3-PTS			REBOUNDS								
YEAR	GP-GS	MIN-AVG	FG-FGA	PCT	FG-FGA	PCT	FT-FTA	PCT	OFF-DEF-TOT	AVG	PF-FO	AST	TO	BLK	STL	PTS-AVG
2021-22^	32-4	695-21.7	66-175	.377	30-105	.286	57-64	.891	15-92-107	3.3	46-1	39	50	2	10	219-6.8
2022-23^	32-32	1067-33.3	132-310	.426	59-156	.378	48-60	.800	21-108-129	4.0	48-0	92	63	3	32	371-11.6
2023-24	35-27	1055-30.1	135-344	.392	90-234	.385	52-63	.825	17-92-109	3.1	37-0	102	70	6	19	412-11.8
2024-25	26-25	709-27.3	98-245	.400	56-155	.361	39-49	.796	19-60-79	3.0	22-0	59	36	0	23	291-11.2
TOTAL	125-88	3527-28.2	431-1074	.401	235-650	.362	196-236	.831	72-352-424	3.4	153-1	292	219	11	84	1293-10.3

^Butler



#55 AZIZ BANDAOGO

CENTER • 7-0 • 235 • GRAD • DAKAR, SENEGAL (UTAH VALLEY)

- UC is 14-3 when he scores in double-figures (8-2 this year)
- Tied for fifth nationally with teammate Dillon Mitchell with 57 dunks
- Has seen 9.4 percent increase in foul shooting, credited towards his approach including taking additional shots at the stripe during practice water breaks
- Speaks four languages: English, French, Wolof and Serer
- Has been credited with adapting freshman Halvine Dzallat to the college game, including translating lessons in practice to French to help him out
- All-Big 12 Honorable Mention; 11 blocks in final four games
- Led UC with 13 rebounds against WVU in Big 12 Champs first round game
- Six-straight games with multiple blocks until regular-season finale
- Collected fourth double-double in #15 Texas Tech win (10 points, 10 rebounds)
- Game-time decision at #12 BYU and gave 12 points and 11 rebounds, as well as a 3-pointer in the road win
- First Bearcat since Tre Scott (Feb. 2020) to record three-straight double-doubles
- Matched career-high with 17 rebounds against Bryant, the most by a Bearcat since Tre Scott's 21 against UCF in February 2020
- No. 16 transfer addition by ESPN's Jeff Borzello in June 2023
- WAC Defensive Player of the Year at Utah Valley, helping the Wolverines to school-record 28 wins and NIT Final Four appearance in 2022-23
- Averaged 11.4 points and 10.5 rebounds per game (10th nationally in boards)
- Ranked third in blocks (106) and ninth in double-doubles (17)
- Had 15 points and 12 rebounds against Cincinnati in NIT Quarterfinal
- Had two 17-rebound games, including at Wake Forest, in 2022-23
- UVU also earned road wins over BYU, Oregon, Colorado and New Mexico
- Joined NBA Academy Africa in Fall 2018 and took part in NCAA's Next Generation Sunday event at the 2019 Men's Final Four, where he participated in life-skills sessions and competed in exhibition games against his peers from around the world while experiencing aspects of the Final Four from a player's perspective.

2024-25 (SENIOR)

Opponent	Min	FG-FGA	3FG-FGA	FT-FTA	Off-Def-Tot	PF	A	TO	Blk	Stl	Pts
Arkansas-Pine Bluff*	24	5-5	0-0	1-4	4-4-8	0	1	1	4	1	11
Morehead State*	22	5-6	0-0	2-2	0-5-5	1	0	0	3	0	12
Nicholls*	21	2-3	0-0	0-0	0-0-0	0	1	1	4	1	4
at Northern Kentucky*	25	3-5	0-0	2-2	1-3-4	1	1	0	3	1	8
at Georgia Tech*	29	2-4	0-0	4-4	2-4-6	2	1	2	2	1	8
Alabama State*	21	5-8	0-0	0-0	3-6-9	3	3	0	1	0	10
at Villanova*	21	1-4	0-0	1-2	2-3-5	1	0	0	0	1	3
Howard*	24	8-10	0-0	1-3	4-2-6	0	2	2	0	0	17
Xavier*	31	4-4	0-0	4-6	3-2-5	2	1	0	1	1	12
Dayton*	25	1-4	0-0	4-4	1-2-3	3	1	1	1	0	6
Grambling*	21	5-6	0-0	5-6	5-1-6	2	1	0	1	0	15
at Kansas State*	29	4-7	0-0	1-2	4-5-9	3	0	3	2	1	9
Arizona*	28	2-3	0-0	1-4	4-5-9	3	0	1	2	0	5
at Baylor*	30	4-4	0-0	3-4	4-0-4	3	2	3	2	0	11
Kansas*	24	0-3	0-0	0-0	4-4-8	3	0	2	0	1	0
at Colorado*	25	1-3	0-0	2-2	5-5-10	2	1	3	1	2	4
Arizona State*	27	1-1	0-0	0-1	2-7-9	4	0	0	3	0	2
Texas Tech*	26	3-4	0-0	1-2	0-3-3	0	0	0	0	0	7
at BYU*	22	2-3	0-0	0-0	1-3-4	0	0	1	0	0	4
at Utah*	24	2-4	0-0	3-5	2-1-3	3	0	1	1	1	7
West Virginia*	18	1-4	0-0	0-0	1-3-4	3	0	1	0	1	2
at UCF*	32	7-8	0-0	2-4	2-4-6	2	2	2	1	2	16
BYU*	25	4-5	0-0	1-2	1-5-6	0	0	2	0	0	9
Utah*	29	4-8	0-0	2-3	2-8-10	2	0	1	2	0	10
at Iowa State*	32	4-5	0-0	2-2	1-2-3	3	0	2	2	2	10
at West Virginia*	26	1-1	0-0	2-4	3-7-10	1	0	0	3	0	4
TCU*	27	3-4	0-0	1-2	1-5-6	0	1	0	2	1	7
Baylor*	27	1-1	0-0	1-2	2-5-7	2	2	0	0	0	3



SEASON & CAREER STATISTICS

2024-25 SEASON

17 vs. Howard, 12/8/24	Pts	23 vs. Seattle, 1/14/23
8 vs. Howard, 12/8/24	FG Made	9 vs. Seattle, 1/14/23
10 vs. Howard, 12/8/24	FG Atts	14 at Seattle, 2/18/23
-	3PT-FG Made	2, 2x (last at BYU, 12/7/22)
-	3PT-FG Atts	2, 2x (last at BYU, 12/7/22)
5 vs. Grambling, 12/22/24	FT Made	9 at Tarleton State, 2/23/23
6, 2x, last vs. Grambling, 12/22/24	FT Atts	12 vs. Bryant, 12/12/23
10, 3x, last at WVU, 2/19/25	Rebs	17, 3x, last vs. Bryant, 12/12/23
3 vs. Alabama State, 11/27/24	Assts	7 vs. Seattle, 1/14/23
2, 2x, last at UCF, 2/5/25	Stls	3 vs. Kansas State, 3/2/24
4 vs. Nicholls, 11/15/24	Blks	6, 2x (last vs. So. Utah, 3/10/23)
32, 2x, last at Iowa State, 2/15/25	Mins	38 at Northern Arizona, 12/10/22

MISCELLANEOUS STATISTICS

CATEGORY	20-21	21-22	22-23	23-24	24-25	CAREER
Double-Figure Scoring Games	0	2	27	7	10	46
Double-Figure Rebounding Games	0	0	23	7	3	33
Double-Double Games	0	0	17	4	1	22
20-Point Scoring Games	-	-	1	0	0	1
Games Led UC in Scoring	-	-	-	0	1	1
Games Led UC in Rebounding	-	-	-	13	9	22
Games Led UC in Assists	-	-	-	0	0	-
Games With 3+ Assists	0	1	5	1	1	8
Games With 3+ Blocks	0	3	22	6	6	37
Games With 3+ Steals	0	2	5	1	0	8
Games With 3+ Three-Pointers	0	0	0	0	0	0

CAREER STATISTICS

YEAR	GP-GS	TOTAL			3-PTERS			REBOUNDS			PF-FO	AST	TO	BLK	STL	PTS-AVG
		MIN-AVG	FG-FGA	PCT	FG-FGA	PCT	FT-FTA	PCT	OFF-DEF-TOT	AVG						
2020-21*	7-0	15-2.1	1-3	.333	0-0	.000	5-8	.625	2-3-5	0.7	3-0	0	0	2	0	7-1.0
2021-22*	33-5	396-12.0	39-80	.488	0-0	.000	29-60	.483	29-79-108	3.3	47-1	11	25	40	7	107-3.2
2022-23#	37-37	1088-29.4	162-270	.600	5-15	.333	98-154	.636	103-280-383	10.4	81-0	44	59	106	20	427-11.5
2023-24	29-26	695-24.0	68-106	.642	1-2	.500	54-99	.545	66-150-216	7.4	73-6	17	28	49	17	191-6.6
2024-25	28-28	713-25.5	85-127	.669	0-0	.000	46-72	.639	65-104-169	6.0	49-0	20	29	41	17	216-7.7
TOTALS	134-96	2907-21.7	355-586	.606	6-17	.353	232-393	.590	265-616-881	6.6	256-7	92	141	238	61	948-7.1

* Akron; # Utah Valley



#65 HALVINE DZELLAT

FORWARD • 6-10 • 225 • FRESHMAN • BLOIS, FRANCE (LILLE PRO B)

- Enrolled at UC in September
- Cleared preseason NCAA waiver and made collegiate debut against UAPB
- Captain of French U20 FIBA team this summer in its gold medal run

2024-25 (FRESHMAN)

Opponent	Min	FG-FGA	3FG-FGA	FT-FTA	Off-Def-Tot	PF	A	TO	Blk	Stl	Pts
Arkansas-Pine Bluff	2	0-0	0-0	0-0	0-0-0	0	0	0	0	0	0
Morehead State	1	0-0	0-0	0-0	0-0-0	0	0	0	0	0	0
Nicholls	4	0-0	0-0	0-0	1-1-2	0	0	0	0	0	0
at Northern Kentucky				DNP							
at Georgia Tech	1	0-0	0-0	0-0	0-0-0	1	0	0	0	0	0
Alabama State	2	0-1	0-0	1-2	0-0-0	0	0	0	1	0	1
at Villanova				DNP							
Howard	1	0-0	0-0	0-0	0-0-0	0	0	0	0	0	0
Xavier				DNP							
Dayton				DNP							
Grambling	5	0-1	0-0	2-2	0-1-1	2	0	0	0	1	2
at Kansas State				DNP							
Arizona				DNP							
at Baylor				DNP							
Kansas				DNP							
at Colorado				DNP							
Arizona State				DNP							
Texas Tech				DNP							
at BYU				DNP							
at Utah				DNP							
West Virginia				DNP							
at UCF				DNP							
BYU				DNP							
Utah				DNP							
at Iowa State				DNP							
at West Virginia				DNP							
TCU				DNP							
Baylor				DNP							



SEASON & CAREER STATISTICS

2024-25 SEASON			CAREER	
2 vs. Grambling, 12/22/24	Pts		vs. Grambling, 12/22/24	--
--	FG Made			--
1, 2x, last vs. Grambling, 12/22/24	FG Atts	1, 2x, last vs. Grambling, 12/22/24		
--	3PT-FG Made			--
--	3PT-FG Atts			--
2 vs. Grambling, 12/22/24	FT Made	2 vs. Grambling, 12/22/24		
2, 2x, last vs. Grambling, 12/22/24	FT Atts	2, 2x, last vs. Grambling, 12/22/24		
2 vs. Nicholls, 11/15/24	Rebs	2 vs. Nicholls, 11/15/24		
--	Assts			--
1 vs. Grambling, 12/22/24	Stls	1 vs. Grambling, 12/22/24		
1 vs. Alabama State, 11/27/24	Blks	1 vs. Alabama State, 11/27/24		
5 vs. Grambling, 12/22/24	Mins	5 vs. Grambling, 12/22/24		

MISCELLANEOUS STATISTICS

CATEGORY	2024-25	CAREER
Double-Figure Scoring Games		0
Double-Figure Rebounding Games		0
Double-Double Games		0
20-Point Scoring Games		0
Games Led Team in Scoring		0
Games Led Team in Rebounding		0
Games Led Team in Assists		0
Games With 3+ Assists		0
Games With 3+ Blocks		0
Games With 3+ Steals		0
Games With 3+ Three-Pointers		0

CAREER STATISTICS

YEAR	GP-GS	MIN-AVG	TOTAL		3-PTERS		FT-FTA	REBOUNDS			PF-FO	AST	TO	BLK	STL	PTS-AVG
			FG-FGA	PCT	FG-FGA	PCT		PCT	OFF-DEF-TOT	AVG						
2024-25	7-0	16-2.2	0-2	.000	0-0	.000	3-4	.750	1-2-3	0.4	3-0	0	0	1	1	3-0.4
TOTALS	7-0	16-2.2	0-2	.000	0-0	.000	3-4	.750	1-2-3	0.4	3-0	0	0	1	1	3-0.4

THE POLLS

ASSOCIATED PRESS (Week 17)			USA TODAY/COACHES (Week 17)		
Rk.	Team	Pts.	Rk.	Team	Pts.
1.	Auburn (60)	1500	1.	Auburn (28)	748
2.	Duke	1406	2.	Duke	708
3.	Florida	1397	3.	Florida	693
4.	Houston	1327	4.	Houston	660
5.	Tennessee	1236	5.	Tennessee	610
6.	Alabama	1198	6.	Alabama	607
7.	St. John's	1132	7.	St. John's	571
8.	Michigan State	1055	8.	Michigan State	512
9.	Iowa State	1004	9.	Iowa State	492
10.	Texas Tech	915	10.	Texas Tech	467
11.	Wisconsin	800	11.	Texas A&M	438
12.	Texas A&M	797	12.	Wisconsin	384
13.	Clemson	712	13.	Michigan	377
14.	Missouri	683	14.	Clemson	352
15.	Michigan	657	15.	Maryland	326
16.	Maryland	630	16.	Missouri	263
17.	Kentucky	461	17.	Louisville	241
18.	Memphis	393	18.	Memphis	205
19.	Louisville	372	19.	Purdue	175
20.	Purdue	328	20.	Saint Mary's	173
21.	Marquette	309	21.	Arizona	159
22.	Arizona	289	22.	Marquette	150
23.	Saint Mary's	284	23.	Kentucky	137
24.	Mississippi State	264	24.	Mississippi State	89
25.	BYU	135	25.	Creighton	43

OTHERS RECEIVING VOTES:
Creighton 53, Ole Miss 28,
Kansas 25, New Mexico 23, VCU
20, Oregon 20, UCLA 14, Drake
12, UC San Diego 8, High Point 3,
Gonzaga 3, Illinois 3, Vanderbilt 2,
Utah State 1, Yale 1

OTHERS RECEIVING VOTES:
BYU 39, New Mexico 29, VCU 22,
Ole Miss 15, UC San Diego 14,
UCLA 13, **Kansas** 11, Utah State
11, Gonzaga 7, UConn 5, Drake 2,
Oregon 1, UC Davis 1

CINCINNATI AGAINST RANKED TEAMS

OPPONENT	SCORE	DATE
at (12) Tennessee	L, 56-65	12/12/20
at (6) Houston	L, 52-90	2/21/21
vs. (7) Houston (AAC)	L, 54-91	3/14/21
vs. (14) Illinois	W, 71-51	11/22/21
vs. (12) Arkansas	L, 67-73	11/23/21
(6) Houston	L, 58-80	2/6/22
at (14) Houston	L, 53-71	3/1/22
vs. (18) Houston	L, 56-69	3/11/22
vs. (14) Arizona	L, 93-101	11/21/22
(2) Houston	L, 59-72	1/8/23
at (3) Houston	L, 69-75	1/28/23
vs. (1) Houston	L, 48-69	3/11/23
at (12) BYU	W, 71-60	1/6/24
(25) Texas	L, 73-74	1/9/24
at (14) Baylor	L, 59-62	1/13/24
(19) TCU	W, 81-77 (OT)	1/16/24
(15) Oklahoma	L, 65-69	1/20/24
at (7) Kansas	L, 69-74	1/22/24
at (15) Texas Tech	W, 75-72	2/3/24
(5) Houston	L, 62-67	2/10/24
(10) Iowa State	L, 59-68	2/13/24
at (1) Houston	L, 59-67	2/27/24
vs. (16) Kansas	W, 72-52	3/13/24
vs. (14) Baylor	L, 56-68	3/14/24
vs. (22) Dayton	W, 66-59	12/20/24
(11) Kansas	L, 40-54	1/11/25
at (10) Iowa State	L, 70-81	2/15/25

Overall: 146-231
Top-10 Opponents: 47-124
Vs. Ranked Teams in Fifth Third Arena: 34-35

BIG 12 CONFERENCE

2024-25 PRESEASON STANDINGS			CINCINNATI IN THE BIG 12 2024-25 STATISTICS		
1.	Kansas (9)	215	TEAM		
2.	Houston (5)	211	CATEGORY	STAT	B12 NCAA
3.	Iowa State (1)	194	Scoring Offense	71.6	13
4.	Baylor	185	Scoring Defense	65.0	3 23
5.	Arizona (1)	179	Scoring Margin	6.6	8 88
6.	Cincinnati	140	Bench Points	21.5	8
7.	Texas Tech	135	Free-Throw Pct.	66.6	14
8.	Kansas State	133	Field Goal Pct.	45.5	7
9.	BYU	116	FG Pct. Defense	42.1	8 76
10.	TCU	90	3-FG Pct.	33.3	9
11.	UCF	83	3-FG Pct. Defense	32.4	8
12.	Arizona State	64	Offensive Rebounds	11.1	9
13.	West Virginia	62	Defensive Rebounds	23.5	13
14.	Oklahoma State	46	Rebound Margin	1.5	10
15.	Colorado	37	Blocked Shots	4.4	5 55
16.	Utah	30	Assists	13.8	11
Preseason All-Conference First Team			Steals	7.0	
Caleb Love, Arizona			Turnover Margin	2.8	3 38
LJ Cryer, Houston			Assist/TO Ratio	1.4	6 57
J'Wan Roberts, Houston			Turnovers Per Game	9.9	2 25
Tamin Lipsey, Iowa State			3-FG Made	7.6	10
Hunter Dickinson, Kansas			<i>* NCAA rankings list if in Top 100 only</i>		
Preseason All-Conference Second Team			INDIVIDUAL		
Norchad Omier, Baylor			PLAYER/CATEGORY	STAT	B12 NCAA
Jeremy Roach, Baylor			Aziz Bandaogo/Blocks PG	1.5	6 96
Keshon Gilbert, Iowa State			Jizzle James/A:TO Ratio	2.19	5 90
Dajuan Harris Jr., Kansas					
Coleman Hawkins, Kansas State					

THE LAST TIME...

TEAM
100 POINTS
By UC
109 vs. Arkansas-Pine Bluff, 11/4/24
By Opponent
101 by Tulane, 2/7/23

90 POINTS
By UC
93, at UCF, 2/5/25
By Opponent
101 by Tulane, 2/7/23

30-PLUS POINT WIN
By UC
55 (109-54) vs. Arkansas-Pine Bluff, 11/4/24
By Opponent
38 (90-52) at Houston, 2/21/21

60 PERCENT SHOOTING
By UC
.600 vs. Morehead State, 11/8/24
By Opponent
.623 by Arizona, 11/21/22

50 PERCENT SHOOTING
By UC
.586 vs. BYU, 2/8/25
By Opponent
.571 by BYU, 1/25/25

20 ASSISTS
By UC
27 vs. Arkansas-Pine Bluff, 11/4/24
By Opponent
20 by San Francisco, 3/20/24

10 STEALS
By UC
12 at Utah, 1/28/25
By Opponent
12 by West Virginia, 2/2/25

10 BLOCKS
By UC
14 vs. Nicholls, 11/15/24
By Opponent
10 by Georgia Tech, 11/22/23

50 REBOUNDS
By UC
57 vs. Bryant, 12/12/23
By Opponent
50 by Temple, 1/25/22

CINCINNATI PLAYED A RANKED OPPONENT
L, 40-54 vs. No. 11 Kansas, 1/11/25
UC Win
W, 72-52 vs. No. 16 Kansas, 3/13/24

OVERTIME GAME
W, 73-72 vs. San Francisco, 3/20/24
UC Win
73-72 vs. San Francisco, 3/20/24

DOUBLE OVERTIME GAME
89-87 (2OT) vs. UCF, 2/19/20
UC Win
72-70 (2OT) vs. Georgetown, 3/8/12

TRIPLE OVERTIME GAME
104-97 (4OT) vs. UConn, 3/11/16
UC Win
75-73 (7OT*) vs. Bradley, 12/21/81
* - NCAA record.

INDIVIDUAL
40-POINT GAME
By UC
41, Steve Logan vs. Southern Miss, 2/15/02
By Opponent
40, Trevon Bluiett, Xavier, 1/26/17

30-POINT GAME
By UC
31, Simas Lukosius vs. West Virginia, 3/12/24
By Opponent
31, Eric Dixon, Villanova, 12/3/24

20 REBOUNDS BY A PLAYER
By UC
21 by Trevon Scott vs. UCF, 2/19/20
By Opponent
four times

15 REBOUNDS BY A PLAYER
By UC
17 by Aziz Bandaogo vs. Bryant, 12/12/23
By Opponent
15 by Bryant Selebangue, Tulsa, 2/1/23

TWO PLAYERS WITH 20 OR MORE POINTS IN SAME GAME
By UC
Simas Lukosius (26), Jizzle James (21) at Indiana State, 3/26/24
By Opponent
Keyshawn Hall (23), Darius Johnson (21), UCF, 2/5/25

TWO PLAYERS WITH 10 OR MORE REBOUNDS IN SAME GAME
By UC
Aziz Bandaogo (17), Viktor Lakhin (12) vs. Bryant, 12/12/23
By Opponent
Ben Moore (11), Sterling Brown (11), SMU, 1/12/17

THREE PLAYERS WITH 10 OR MORE REBOUNDS IN SAME GAME
By UC
Landers Nolley II (12), Ody Oguama (10), Viktor Lakhin (10) at SMU, 1/14/23

10 ASSISTS BY A PLAYER
By UC
10, by Jizzle James vs. UAPB, 11/4/24
By Opponent
11, Jamal Shead, Houston, 2/27/24

FIVE STEALS BY A PLAYER
By UC
5, Day Day Thomas vs. West Virginia, 3/9/24
By Opponent
6, Tony Johnson Jr., vs. UCF, 2/19/20

FIVE BLOCKED SHOTS BY A PLAYER
By UC
5, Arrinten Page vs. Nicholls, 11/15/24
By Opponent
5, Jayden Quaintance, Arizona State, 1/18/25

DOUBLE-DOUBLE BY A UC PLAYER
Dillon Mitchell (12 pts, 13 rebs) vs. TCU, 2/22/25

DOUBLE-DOUBLES BY TWO UC PLAYERS
Dan Skillings Jr. (17 pts, 11 rebs), Jizzle James (12 pts, 10 asts) vs. Arkansas-Pine Bluff, 11/4/24

DOUBLE-DOUBLES BY THREE UC PLAYERS
Troy Caupain (37 pts, 10 rebs), Octavius Ellis (13 pts, 10 rebs) & Gary Clark (12 pts, 12 rebs) vs. UConn, 3/11/16

TRIPLE-DOUBLE BY A UC PLAYER
Eric Hicks (22 pts., 12 rebs., 10 blks.) vs. Marquette, 1/7/06

UC PLAYER LED TEAM IN POINTS, REBOUNDS & ASSISTS
Jeremiah Davenport (19 points, 10 rebounds, 3 assists) vs. Tulane, 1/1/22

A PLAYER WON A GAME IN THE FINAL SECONDS
By UC
Simas Lukosius' wing 3-pointer with 3 seconds left vs. San Francisco, 3/20/24
By Opponent
Max Abmas' short jumper with 8 seconds left, #25 Texas, 1/9/24

FOUR PLAYERS SCORED IN DOUBLE FIGURES
Jizzle James (18), Dillon Mitchell (13), Josh Reed (11), Day Day Thomas (10) vs. Baylor, 2/25/25

FIVE PLAYERS SCORED IN DOUBLE FIGURES
Dillon Mitchell (14), Simas Lukosius (14), Jizzle James (14), Arrinten Page (13), Aziz Bandaogo (12) vs. Morehead State, 11/8/24

SIX PLAYERS SCORED IN DOUBLE FIGURES
Simas Lukosius (20), Dan Skillings Jr. (17), Connor Hickman (13), Jizzle James (12), Aziz Bandaogo (11), Dillon Mitchell (10) vs. Arkansas-Pine Bluff, 11/4/24

SEVEN PLAYERS SCORED IN DOUBLE FIGURES
Kevin Johnson (18), Jacob Evans (17), Justin Jenifer (13), Kyle Washington (12), Jarron Cumberland (11), Troy Caupain (10), Tre Scott (10) vs. Fairleigh Dickinson, 12/17/16

EIGHT PLAYERS SCORED IN DOUBLE FIGURES
Farad Cobb (15), Shaq Thomas (14), Kevin Johnson (14), Coreontae DeBerry (12), Justin Jenifer (11), Quadri Moore (10), Jacob Evans (10), Octavius Ellis (10) vs. Robert Morris, 11/15/15

OVERTIME RECORDS

UC'S OVERALL RECORD	66-60
1 OT Games	57-48
2 OT Games	8-9
3 OT Games	0-1
4 OT Games	0-2
7 OT Games	1-0

RECORDS IN OVERTIME GAMES		
Home	34-18	.654
Schmidlapp Gym	3-4	.429
Schmidt Fieldhouse	0-1	.000
Music Hall	0-1	.000
Armory Fieldhouse	5-4	.556
Cincinnati Gardens	3-2	.600
U.S. Bank Arena	3-1	.750
Fifth Third Arena	19-5	.792
Away	20-33	.377
Neutral	12-9	.571

Current Streak: Won 1
Longest Winning Streak: 5 (Tay Baker - 1966-67)
Longest Losing Streak: 4 (Bob Ruess, 1943 - John Weithe, 1950)

- Per ESPN Stats and Info, Cincinnati's win over No. 19 TCU extended its ranked overtime win streak to 12, the longest streak in AP poll history by a wide margin. It began with a 2OT victory over No. 22 Marquette on Feb. 13, 1994.
- Cincinnati's seven overtime games in 2019-20 were a school record (previous record was six during the 1966-67 season), AAC record and are one shy of the NCAA record of eight overtime games set by Western Kentucky (1978), Portland (1984) and Valparaiso (1993).
- Cincinnati's four consecutive overtime games from Feb. 9, 2020 through Feb. 19, 2020 tied the NCAA record set by Jacksonville (1982), Illinois State (1985) and Dayton (1988).
- On Dec. 21, 1981 UC & Bradley played an NCAA-record 7OT game (UC won, 75-73)
- Cincinnati has been involved in two of the five NCAA tournament championship games to go into overtime. The Bearcats defeated Ohio State, 70-65, in 1961, but lost to Loyola (Ill.), 60-58, in 1963.
- In 1966-67, Cincinnati played six overtime games, winning five. The Bearcats were 5-0 at home in overtime games that season, an NCAA record.

UC COACHES IN OVERTIME GAMES			
COACH (YEARS)	NO.	RECORD	PCT.
Mick Cronin (2006-2019)	27	15-12	.556
Bob Huggins (1989-2005)	25	14-11	.560
Tay Baker (1965-72)	9	7-2	.778
Ed Jucker (1960-65)	9	4-5	.444
Ed Badger (1978-83)	8	3-5	.375
John Brannen (2019-21)	7	4-3	.571
Tony Yates (1983-89)	7	2-5	.286
Wes Miller (2021-present)	6	4-2	.667
John Wiethe (1946-52)	5	1-4	.200
George Smith (1952-60)	4	3-1	.750
Gale Catlett (1972-78)	4	2-2	.500
Frank Rice (1928-32)	4	1-3	.250
Boyd Chambers (1918-28)	3	3-0	1.000
Clark Ballard (1939-42)	2	2-0	1.000
Andy Kennedy (2005-06)	2	1-1	.250
Tay Brown (1933-37)	2	0-2	.000
John Halliday (1932-33)	1	0-1	.000
Bob Ruess (1942-44)	1	0-1	.000

SPECIALTY STATISTICS

OPPONENT	RESULT	OFF TO	PAINT	2ND CHANCE	FASTBREAK	BENCH
Arkansas-Pine Bluff	W, 109-54	24/7	56/28	26/7	19/2	39/31
Morehead State	W, 83-56	15/2	48/26	9/6	4/0	27/16
Nicholls	W, 86-49	14/10	34/30	15/8	10/11	28/15
at Northern Kentucky	W, 76-60	20/6	36/26	8/15	12/9	17/16
at Georgia Tech	W, 81-58	16/12	44/28	6/12	16/7	19/26
Alabama State	W, 77-59	8/12	40/18	19/5	8/9	28/21
at Villanova	L, 60-68	12/9	24/16	12/5	4/0	14/8
Howard	W, 84-67	16/24	30/52	9/11	6/16	12/26
Xavier	W, 68-65	13/13	34/30	10/11	7/9	19/9
vs. (22) Dayton	W, 66-59	15/9	24/24	18/11	9/7	12/13
Grambling	W, 84-49	25/6	40/26	19/8	13/6	35/30
at Kansas State*	L, 67-70	8/15	36/30	10/8	9/11	10/9
Arizona*	L, 67-72	13/8	36/32	14/9	10/3	15/31
at Baylor*	L, 48-68	7/13	16/40	15/11	4/11	9/7
(II) Kansas*	L, 40-54	6/16	24/32	10/4	4/9	16/10
at Colorado*	W, 68-62	18/11	26/38	2/11	16/9	22/24
Arizona State*	W, 67-60	17/6	32/32	9/17	25/2	17/4
Texas Tech*	L, 71-81	6/9	40/26	5/10	7/5	20/32
at BYU*	L, 52-80	19/8	28/22	11/7	10/3	18/29
at Utah*	L, 66-69	21/10	22/36	8/9	11/2	20/21
West Virginia*	L, 50-63	13/20	22/30	10/6	9/4	24/21
at UCF*	W, 93-83	18/13	56/46	13/16	14/15	16/12
BYU*	W, 84-66	24/12	30/28	16/0	4/9	25/28
Utah*	W, 85-75	15/11	24/32	16/13	5/6	28/12
at (10) Iowa State*	L, 70-81	13/20	18/30	2/17	4/6	9/31
at West Virginia*	L, 59-62	11/8	26/30	3/8	7/4	15/9
TCU*	W, 75-63	10/9	40/40	14/18	9/4	12/17
Baylor*	W, 69-67	16/4	24/18	9/14	4/4	11/14

SCORING FORMAT: CINCINNATI/OPPONENT

BEARCATS UNDER WES MILLER

	24-25	23-24	22-23	21-22	TOTAL
Overall	17-11	22-15	23-13	18-15	80-54
Home games	12-4	16-5	16-3	12-6	56-18
Away games	4-7	4-8	5-7	4-7	17-29
Neutral site games	1-0	2-2	2-3	2-2	7-7
Conference games	7-10	7-11	11-7	7-11	32-39
vs. Top 25 teams	1-2	4-8	0-4	1-4	6-18
Overtime games		3-1	1-1	0-0	4-2
Lead at halftime	15-1	16-5	21-4	16-6	68-16
Trail at halftime	2-9	6-7	2-9	2-9	12-34
Tied at halftime	0-1	0-3	0-0	0-0	0-4
Lead with 10:00 left	16-2	18-4	23-2	15-4	72-12
Trail with 10:00 left	1-9	4-9	0-11	2-11	7-40
Tied with 10:00 left		0-1	0-0	1-0	1-1
Lead with 5:00 left	16-0	20-3	23-2	16-3	75-8
Trail with 5:00 left	1-11	1-11	0-10	1-12	3-44
Tied with 5:00 left		1-0	0-1	1-0	2-1
Lead with 2:00 left	17-0	21-2	22-2	18-3	78-7
Trail with 2:00 left	0-11	1-10	0-11	0-12	1-44
Tied with 2:00 left		0-2	1-0	0-0	1-2
Shoot better FG%	13-3	17-5	22-3	14-2	66-13
Shoot worse FG%	3-7	5-10	1-10	4-13	13-40
Shoot 50%-plus	8-1	5-2	9-0	1-0	23-3
Shoot below 50%	8-9	17-13	13-13	17-5	55-40
Opponent shoots 50%-plus	0-3	2-2	0-6	0-4	2-15
Opponent shoots below 50%	17-8	20-12	21-7	18-10	76-37
Opponent shoots below 40%	9-1	10-3	11-0	12-5	42-9
Make 7 or fewer 3FGs	5-7	10-12	7-8	8-9	30-36
Make 8 or more 3FGs	12-4	12-3	16-5	10-6	50-18
Shoot more FTs than opponent	11-4	16-5	10-2	10-5	47-16
Opponent shoots more FTs	5-7	4-11	12-10	7-10	28-38
Outrebounds opponent	10-4	19-10	20-2	13-3	62-19
Opponent outrebounds UC	6-7	2-4	3-11	4-13	15-35
Same number of rebounds	1-0	1-1	0-0	1-0	3-1
Fewer turnovers than opponent	13-6	12-4	15-8	13-9	53-27
More turnovers than opponent	3-4	7-11	8-5	4-4	22-24
Commits same as opponent	1-1	2-0	0-0	1-2	4-3
Commits 12 or fewer turnovers	16-7	15-6	17-9	16-13	64-35
Outscores opponent bench	11-6	18-11	15-4	12-7	56-28
1-3 point games	2-3	4-3	2-2	2-3	10-11
4-5 point games	0-1	3-7	1-1	2-2	6-11
6-10 point games	5-2	1-2	3-6	3-5	12-15
11-19 point games	5-3	7-3	9-2	5-3	26-11
20-plus point games	5-2	7-0	8-2	6-2	26-6
Scores 59 or fewer points	0-5	0-5	1-5	1-6	2-21
Scores 60-69 points	5-4	3-5	1-4	3-4	12-17
Scores 70-79 points	2-2	8-4	7-3	11-4	28-13
Scores 80 or more points	9-0	11-1	14-2	3-1	37-4
Holds opponent to 49 or fewer	2-0	1-0	0-0	2-0	5-0
Holds opponent to 50-59 points	5-1	8-0	7-0	8-1	28-3
Holds opponent to 60-69 points	8-5	4-7	6-1	5-4	23-17
Opponent scores 70-79 points	1-2	7-4	6-7	2-5	16-18
Opponent scores 80-plus points	1-3	2-4	1-4	0-5	4-16
November	6-0	6-0	5-3	5-2	22-5
December	4-2	5-2	5-1	5-1	19-6
January	2-6	3-5	4-4	5-3	14-18
February	5-3	2-5	5-3	2-6	14-17
March		6-3	4-2	1-3	11-8
Monday	1-1	1-1	1-1	1-0	4-3
Tuesday	3-4	5-5	0-2	4-4	12-15
Wednesday	3-1	3-2	9-3	3-1	18-7
Thursday		0-1	3-0	4-1	7-2
Friday	3-0	3-0	1-0	0-1	7-1
Saturday	5-4	7-6	5-2	2-5	19-17
Sunday	2-1	3-0	4-5	3-2	12-8
After a win	12-4	12-10	13-10	9-9	46-33
After a loss	4-7	9-5	9-3	7-6	29-21

2024-25 BOX SCORES

Cincinnati 109, Arkansas-Pine Bluff 54



Official Basketball Box Score - Final
Ark-Pine Bluff at Cincinnati
11/04/24 Fifth Third Arena, Cincinnati
Cincinnati vs. Arkansas-Pine Bluff

Game Time: 7:00 PM
Game Duration: 2:03
Attendance: 10,290

Officials: Gary Maxwell, John Hampton, James Ford

Ark-Pine Bluff - 54

Record: 0-1

NO.	Name	Min	FG	3P	FT	Rebounds	Fouls	TP	AS	TO	ST	Blocks	+/
			M-A	M-A	M-A	OR DR TOT	PF FD					BS BA	
22	Robert Lewis	F 24:27	2-5	1-3	0-0	1 4 5	3 1	5	1	1	1	1 0	-31
24	Kyle Brown	F 17:21	2-6	1-1	0-0	0 2 2	0 0	5	1	1	0	0 1	-20
33	Quentin Bolton Jr.	F 09:44	3-4	0-0	0-0	1 0 1	5 0	6	0	0	0	0 1	1
1	Christian Moore	G 25:20	3-16	1-4	0-0	0 1 1	1 0	7	3	3	3	0 2	-42
2	Zach Reinhart	G 25:42	0-5	0-4	0-0	0 7 7	2 0	0	0	2	0	0 1	-29
4	Dante Sawyer	26:12	4-7	0-1	3-4	3 0 3	0 3	11	0	1	0	1 1	-36
9	Klemen Vuga	15:15	1-4	1-2	1-2	0 1 1	2 1	4	0	2	0	0 1	-25
13	Raphael Dumon	12:21	0-1	0-1	3-6	0 1 1	1 4	3	1	0	0	0 0	-27
55	Caleb Robinson	19:49	3-7	1-2	2-2	1 0 1	3 1	9	1	4	0	0 0	-19
8	Chop Pajlor	12:12	0-1	0-0	0-0	1 0 1	0 0	0	0	0	0	0 0	-19
15	Dennis Asoro	12:05	2-3	0-0	0-0	0 0 0	4 2	4	0	2	1	0 0	-24
Team						1 1 2		0		1			
Totals		20:59	5-19	9-14	8 17 25	20 12 54	7 17 5	2	7	17	5	2 7	-55

Technical Fouls: NONE

Shooting By Period
1st FG% 12.32 37.5%
3PT% 4.10 40.0%
FT% 4.6 66.7%
2nd FG% 8.27 29.6%
3PT% 1.9 11.1%
FT% 5.8 62.5%
GM FG% 20.59 33.9%
3PT% 5.19 26.3%
FT% 9.14 64.3%
Dead Ball Rebounds: 5, 0

Cincinnati - 109

Record: 1-0

NO.	Name	Min	FG	3P	FT	Rebounds	Fouls	TP	AS	TO	ST	Blocks	+/
			M-A	M-A	M-A	OR DR TOT	PF FD					BS BA	
23	Dillon Mitchell	F 23:53	5-11	0-2	0-2	1 7 8	2 3	10	1	2	1	1 0	37
41	Simas Lukosius	F 22:03	8-10	3-5	1-2	0 2 2	3 2	20	4	0	1	0 1	31
55	Aziz Bandoago	C 23:56	5-5	0-0	1-4	4 4 8	0 3	11	1	1	1	4 0	31
0	Dan Skillings Jr.	G 22:38	6-11	1-3	4-4	5 6 11	0 4	17	4	2	1	1 0	21
2	Jizzle James	G 26:20	5-12	1-3	1-3	2 5 7	0 2	12	10	1	1	0 0	35
8	Connor Hickman	22:41	5-6	3-4	0-0	2 2 4	2 0	13	2	1	2	0 0	37
22	Arrinten Page	12:55	3-6	0-0	3-5	2 0 2	3 3	9	2	1	1	0 1	19
5	CJ Fredrick	14:53	1-2	1-1	0-0	0 1 1	0 0	3	1	0	0	0 0	16
14	Tyler Betsey	14:06	2-4	2-3	0-0	0 4 4	1 1	6	1	1	1	1 0	22
10	Josh Reed	07:26	0-0	0-0	0-0	0 0 0	0 0	0	1	0	1	0 0	3
3	Rayvon Griffith	07:39	2-5	1-3	3-3	0 0 0	1 2	8	0	0	0	0 0	15
65	Halvine Dzallat	01:30	0-0	0-0	0-0	0 0 0	0 0	0	0	0	0	0 0	0
Team						1 0 1		0		0			
Totals		42:72	12-24	13-23	17 31 48	12 20 109	27 9	10	7	2	5	55	

Technical Fouls: NONE

	APB	CIN							
Biggest lead	2 (1 st 19:07)	55 (2 nd 2:24)	Points from Turnovers	APB	CIN	Period by Period Scoring			
Best Scoring Run	7 (1 st 5:17)	10 (1 st 13:06)	Paint	28	56		1st	2nd	TOT
Lead Changes	7		Second Chance	7	26	APB	32	22	54
Times Tied	2		Fast Breaks	2	19				
Time with Lead	02:02	36:13	Bench	31	39	CIN	55	54	109

Shooting By Period
1st FG% 23.39 59.0%
3PT% 8.13 61.5%
FT% 1.7 14.3%
2nd FG% 19.33 57.6%
3PT% 4.11 36.4%
FT% 12.16 75%
GM FG% 42.72 58.3%
3PT% 12.24 50.0%
FT% 13.23 56.5%
Dead Ball Rebounds: 6, 0

Cincinnati 83, Morehead State 56



Official Basketball Box Score - Final
Morehead St. at Cincinnati
11/04/24 Fifth Third Arena, Cincinnati
Cincinnati vs. Morehead State

Game Time: 7:00 PM
Game Duration: 1:56
Attendance: 10,604

Officials: Antnio Petty, Tyler Kumpf, James Duke

Morehead St. - 56

Record: 1-2

NO.	Name	Min	FG	3P	FT	Rebounds	Fouls	TP	AS	TO	ST	Blocks	+/
			M-A	M-A	M-A	OR DR TOT	PF FD					BS BA	
13	Kenny White Jr.	F 28:11	3-11	1-1	3-4	3 2 5	1 3	10	2	0	0	0 0	-18
23	Dionte Miles	F 23:33	4-9	0-1	1-2	1 3 4	4 2	9	1	4	0	1 1	-25
0	Jalen Breazeale	G 27:08	3-7	1-2	2-2	0 1 1	0 1	9	1	2	0	0 1	-15
3	Kade Rueggsegger	G 33:48	2-10	2-5	0-0	0 1 1	0 0	6	0	0	0	0 2	-19
5	Tyler Brelsford	G 30:25	1-4	0-3	4-4	1 3 4	1 3	6	5	1	0	0 0	-30
11	Trent Scott	18:46	1-4	0-1	1-2	0 7 7	2 2	3	2	1	1	0 0	-10
8	Anouar Mellouk	15:37	2-4	0-0	0-0	0 1 1	1 0	4	0	0	0	0 0	-16
12	George Marshall	15:47	3-6	0-1	1-2	0 1 1	1 1	7	0	0	0	0 1	-5
14	Jaden Webb	06:45	1-1	0-0	0-2	1 0 1	2 2	2	0	0	0	1 0	3
Team						5 0 5		0		2			
Totals		20:56	4-14	12-18	11 19 30	12 14 56	11 10	1	2	5	12	5	

Technical Fouls: NONE

Shooting By Period
1st FG% 8.26 30.8%
3PT% 2.8 25.0%
FT% 1.2 50%
2nd FG% 12.30 40.0%
3PT% 2.6 33.3%
FT% 11-16 68.8%
GM FG% 20.56 35.7%
3PT% 4-14 28.6%
FT% 12-18 66.7%
Dead Ball Rebounds: 6, 0

Cincinnati - 83

Record: 2-0

NO.	Name	Min	FG	3P	FT	Rebounds	Fouls	TP	AS	TO	ST	Blocks	+/
			M-A	M-A	M-A	OR DR TOT	PF FD					BS BA	
23	Dillon Mitchell	F 23:13	7-7	0-0	0-2	2 7 9	1 1	14	3	0	1	0 0	37
41	Simas Lukosius	F 25:50	6-7	2-2	0-0	0 2 2	1 0	14	6	0	1	0 0	29
55	Aziz Bandoago	C 21:30	5-6	0-0	2-2	0 5 5	1 1	12	0	0	3	0 0	32
2	Jizzle James	G 25:22	6-10	2-3	0-0	0 1 1	0 2	14	2	1	0	0 0	26
8	Connor Hickman	G 25:42	1-5	0-3	0-1	0 2 2	3 0	2	1	1	0	0 1	11
5	CJ Fredrick	21:08	1-3	1-3	2-2	0 0 0	0 1	5	1	0	1	0 0	-6
14	Tyler Betsey	18:27	3-7	1-2	0-0	1 2 3	1 1	7	2	0	0	0 1	-5
22	Arrinten Page	17:17	3-4	0-0	7-8	2 3 5	3 5	13	0	1	0	0 0	4
10	Josh Reed	12:15	1-4	0-1	0-0	0 2 2	1 0	2	3	0	0	1 1	0
3	Rayvon Griffith	08:41	0-2	0-2	0-0	0 0 0	0 3	1	0	1	0	0 0	10
65	Halvine Dzallat	01:13	0-0	0-0	0-0	0 0 0	0 0	0	0	0	0	0 0	-3
Team						0 1 1		0		0			
Totals		33:55	6-16	11-15	5 25 30	14 12 83	18 4	3	5	2	27	17	

Technical Fouls: NONE

	MSU	CIN							
Biggest lead	1 (1 st 18:38)	34 (2 nd 3:45)	Points from Turnovers	MSU	CIN	Period by Period Scoring			
Best Scoring Run	6 (2 nd 2:12)	12 (1 st 4:44)	Paint	26	48		1st	2nd	TOT
Lead Changes	2		Second Chance	6	9	MSU	19	37	56
Times Tied	0		Fast Breaks	0	4				
Time with Lead	00:15	39:34	Bench	16	27	CIN	37	46	83

Shooting By Period
1st FG% 9-34 26.5%
3PT% 3-8 37.5%
FT% 1-2 50%
2nd FG% 12-35 34.3%
3PT% 1-10 10.0%
FT% 2-5 40%
GM FG% 21-69 30.4%
3PT% 4-18 22.2%
FT% 3-7 42.9%
Dead Ball Rebounds: 2, 0

Cincinnati 86, Nicholls 49



Official Basketball Box Score - Final
Nicholls at Cincinnati
11/15/24 Fifth Third Arena, Cincinnati
Cincinnati vs. Nicholls

Game Time: 7:00 PM
Game Duration: 1:57
Attendance: 10,485

Officials: Michael Roberts, Chance Moore, Tommy Johnson

Nicholls - 49

Record: 2-3

NO.	Name	Min	FG	3P	FT	Rebounds	Fouls	TP	AS	TO	ST	Blocks	+/
			M-A	M-A	M-A	OR DR TOT	PF FD					BS BA	
15	Jamal West Jr.	F 30:26	5-14	0-1	2-4	3 3 6	2 2	12	1	0	1	3 6	-33
2	Rob Brown III	G 22:17	3-9	3-6	0-0	2 0 2	1 1	9	2	1	0	0 2	-30
7	Caleb Robinson	G 19:49	2-4	0-1	0-0	1 2 3	0 0	4	0	0	2	1 1	-16
10	Ike Comish	G 15:55	1-6	1-5	0-0	1 1 2	2 0	3	1	1	0	1 0	-16
13	Byron Ireland	G 27:11	3-12	0-1	0-0	1 1 2	0 0	6	2	3	0	0 2	-31
0	Mekhi Collins	21:10	1-1	0-0	1-2	2 3 5	4 2	3	0	1	1	0 0	-18
1	Trae English	23:40	4-13	0-1	0-1	1 1 2	1 1	8	4	2	1	0 2	-14
9	Michael Gray Jr.	06:39	0-1	0-0	0-0	0 0 0	0 0	0	0	0	0	0 0	-4
5	Sincere Malone	24:38	2-5	0-0	0-0	3 2 5	1 0	4	1	1	2	0 0	-13
3	Jaylen Searies	08:15	0-4	0-2	0-0	1 0 1	0 0	0	1	1	0	0 0	-10
Team						2 2 4		0		1			
Totals		21:69	4-18	3-7	17 15 32	13 6 49	11 11	8	4	14	17	30	

Technical Fouls: NONE

Shooting By Period
1st FG% 16-31 51.6%
3PT% 6-14 42.9%
FT% 4.6 66.7%
2nd FG% 17-30 56.7%
3PT% 5-13 38.5%
FT% 5.8 62.5%
GM FG% 33.61 54.1%
3PT% 11-27 40.7%
FT% 9-14 64.3%
Dead Ball Rebounds: 3, 2

Cincinnati - 86

Record: 3-0

NO.	Name	Min	FG M-A	3P M-A	FT M-A	Rebounds OR DR TOT	Fouls PF FD	TP	AS	TO	ST	Blocks BS BA	+/-
23	Dillon Mitchell	F 23:59	6-8	0-1	0-2	3 6 9	2 2	12	0	1	1	1 1	41
41	Simas Lukosius	F 27:33	7-11	5-7	0-0	3 3 6	1 2	19	6	2	1	0 1	31
55	Aziz Bandoago	C 20:38	2-3	0-0	0-0	0 0 0	0 1	4	1	1	1	4 0	32
2	Jizzle James	G 28:05	8-11	1-3	2-2	0 6 6	0 1	19	4	4	1	1 0	39
8	Connor Hickman	G 25:39	2-7	0-3	0-0	0 3 3	0 1	4	3	0	1	0 1	21
14	Tyler Betsey	16:52	2-6	2-5	1-2	1 2 3	2 2	7	1	2	0	0 1	5
22	Arrinten Page	15:27	3-8	1-2	4-6	1 5 6	0 3	11	0	1	0	0 5	3
5	CJ Fredrick	04:05	0-0	0-0	0-0	0 0 0	0 0	0	0	0	0	0 0	2
10	Joesh Reed	19:50	3-4	2-3	0-0	2 3 5	0 0	8	1	1	1	0 1	15
3	Rayvon Griffith	13:57	0-3	0-3	2-2	2 0 2	1 1	2	2	0	0	2 0	0
65	Halvine Dzellat	03:55	0-0	0-0	0-0	1 1 2	0 0	0	0	0	0	0 0	2
Team						2 2 4			0	0			
Totals			33-61	11-27	9-14	15 31 46	6 13	86	18	12	6	14 4	37

2024-25 BOX SCORES

Cincinnati 81, Georgia Tech 58



Official Basketball Box Score - Final
Cincinnati at Georgia Tech
11/23/24 McCamish Pavilion, Atlanta
2024-25 Men's Basketball

Game Time: 2:00 PM
Game Duration: 2:01
Attendance: 4,970

Officials: Ron Groover, Bert Smith, James Breeding

Cincinnati - 81

Record: 5-0

NO. Name	Min	FG M-A	3P M-A	FT M-A	Rebounds OR DR TOT	Fouls PF FD	TP	AS	TO	ST	Blocks BS BA	+/-
23 Dillon Mitchell	F 30:22	6-10	1-2	1-4	2 9 11	1 3	14	1	0	1	1 0	23
41 Simas Lukosius	F 30:12	4-11	2-5	2-2	1 1 2	0 2	12	1	2	0	0 1	14
55 Aziz Bandaogo	C 28:40	2-4	0-0	4-4	2 4 6	2 6	8	1	2	1	2 0	17
2 Jizzelle James	G 28:51	7-13	0-5	0-0	1 1 2	3 1	14	7	1	2	1 0	23
8 Connor Hickman	G 25:26	6-8	2-3	0-0	0 5 5	1 0	14	3	1	0	0 0	8
14 Tyler Betsley	G 17:18	2-5	2-2	0-0	2 3 5	3 0	6	1	1	0	1 0	11
22 Arrinton Page	G 07:03	2-3	0-0	0-0	0 0 0	5 0	4	0	1	0	0 0	2
1 Day Day Thomas	15:36	2-3	2-3	0-0	0 1 1	3 1	6	2	2	0	0 0	11
10 Josh Reed	13:45	0-3	0-2	1-2	1 0 1	1 1	1	0	0	0	0 0	8
3 Rayvon Griffith	01:54	1-2	0-0	0-0	1 1 0	1 0	2	0	0	0	0 0	1
65 Halvine Dzellat	00:53	0-0	0-0	0-0	0 0 0	1 0	0	0	0	0	0 0	-3
Team					0 2 2		0	2				
Totals		32-62	9-22	8-12	9 27 36	20 14	81	16	12	4	5 1	23

Technical Fouls: NONE

Georgia Tech - 58

Record: 2-3

NO. Name	Min	FG M-A	3P M-A	FT M-A	Rebounds OR DR TOT	Fouls PF FD	TP	AS	TO	ST	Blocks BS BA	+/-
11 Baye Ndongo	F 24:03	2-4	0-0	1-4	1 5 6	3 4	5	1	3	0	0 1	-18
45 Doryan Onwuchekwa	C 20:34	3-7	0-2	0-0	2 2 4	5 0	6	1	0	1	0 0	-2
1 Nathanael George	G 27:14	5-9	3-6	0-0	0 0 0	1 1	13	1	2	0	0 0	-27
2 Javian McCollum	G 14:03	2-5	1-2	0-0	0 2 2	0 1	5	2	2	0	0 0	-8
14 Kowacki Reeves Jr.	G 21:08	1-6	1-4	0-1	0 1 1	2 1	3	0	1	1	0 0	-11
0 Lance Terry	29:06	2-11	0-4	3-4	1 0 1	0 3	7	0	2	2	0 0	-14
3 Jaedon Mustaf	14:13	0-5	0-0	2-2	1 0 1	0 3	2	3	1	0	0 3	-9
9 Luke O'Brien	22:43	2-5	0-1	0-0	2 3 5	2 1	4	0	0	0	1 0	-16
31 Duncan Powell	22:39	3-6	0-1	4-5	1 2 3	1 4	10	0	0	1	0 0	-6
0 Ibrahim Square	03:24	1-1	0-0	1-4	1 0 1	0 2	3	0	0	0	0 0	-3
35 Emmer Nichols	00:53	0-0	0-0	0-0	0 0 0	0 0	0	0	0	0	0 0	3
Team					3 2 5		0	1				
Totals		21-59	5-20	11-20	12 17 29	14 24	58	8	12	5	1 5	-23

Technical Fouls: NONE

	Cinci	GaTech
Biggest lead	26 (2 nd 0:57)	2 (1 st 18:56)
Best Scoring Run	10 (1 st 16:06)	4 (1 st 3:17)
Lead Changes	1	
Times Tied	1	
Time with Lead	38:15	00:25

Points from Turnovers	Cinci	GaTech
Paint	44	28
Second Chance	6	12
Fast Breaks	16	7
Bench	19	26

Period by Period Scoring	1st	2nd	TOT
Cinci	45	36	81
GaTech	29	29	58

Villanova 68, Cincinnati 60



Official Basketball Box Score - Final
Cincinnati at Villanova
12/03/24 Finneran Pavilion, Villanova
2024-25 Men's Basketball

Game Time: 6:30 PM
Game Duration: 2:00
Attendance: 6,501

Officials: Marcus Pettigrew, Ray Nall, Brent Hampton

Cincinnati - 60

Record: 6-1

NO. Name	Min	FG M-A	3P M-A	FT M-A	Rebounds OR DR TOT	Fouls PF FD	TP	AS	TO	ST	Blocks BS BA	+/-
23 Dillon Mitchell	F 26:41	4-6	1-1	0-0	1 3 4	3 0	9	1	1	2	0 1	-1
41 Simas Lukosius	F 32:50	4-14	3-9	2-2	2 3 5	1 1	13	1	1	1	0 2	-1
55 Aziz Bandaogo	C 21:24	1-4	0-0	1-2	2 3 5	1 4	3	0	0	1	0 1	-5
2 Jizzelle James	G 33:01	8-18	2-6	1-2	1 3 4	0 2	19	5	1	0	0 2	-2
8 Connor Hickman	G 22:44	1-4	0-2	0-0	0 1 1	1 1	2	1	1	0	0 0	-8
1 Day Day Thomas	22:07	3-8	1-4	1-2	1 2 3	3 1	8	2	0	1	0 0	-3
10 Josh Reed	15:58	2-3	1-2	1-2	1 0 3	2 3	6	0	0	0	0 0	-5
14 Tyler Betsley	09:36	0-1	0-1	0-0	0 0 0	1 0	0	0	0	0	0 0	-11
22 Arrinton Page	15:39	0-2	0-1	0-1	1 1 2	3 2	0	0	0	1	0 0	-4
Team					3 3 6		0	2				
Totals		23-60	8-26	6-11	13 20 33	15 14	60	10	6	6	0 6	-8

Technical Fouls: NONE

Villanova - 68

Record: 5-4

NO. Name	Min	FG M-A	3P M-A	FT M-A	Rebounds OR DR TOT	Fouls PF FD	TP	AS	TO	ST	Blocks BS BA	+/-
13 Enoch Boskye	F 27:57	1-1	0-0	0-0	0 3 3	4 1	2	1	2	0	4 0	2
43 Eric Dixon	F 33:02	11-23	3-7	6-9	2 5 7	1 7	31	0	2	0	0 0	5
2 Jhamir Brickus	G 32:33	4-8	3-5	2-2	0 0 0	2 2	13	0	0	0	0 0	13
5 Wooga Poplar	G 33:53	3-4	0-0	6-6	1 9 10	3 4	12	1	2	0	0 0	11
15 Jordan Longino	G 33:28	1-6	0-4	0-0	1 1 2	1 1	2	0	1	0	2 0	5
4 Tyler Perkins	24:09	2-4	0-0	1 4 5	1 0	1 0	6	0	0	1	0 0	2
21 Nnanna Njoku	02:48	0-0	0-0	0-0	0 0 0	0 0	0	0	0	0	0 0	-3
0 Josiah Moseley	08:32	1-1	0-0	0-0	0 1 1	1 0	2	0	0	0	0 0	-1
1 Kris Parker	03:38	0-0	0-0	0-0	0 0 0	0 0	0	0	0	0	0 0	6
Team					2 3 5		0	2				
Totals		23-47	8-20	14-17	6 26 32	14 15	68	11	9	1	6 0	8

Technical Fouls: NONE

	CIN	NOVA
Biggest lead	2 (1 st 19:36)	13 (2 nd 19:01)
Best Scoring Run	8 (2 nd 16:01)	9 (2 nd 19:01)
Lead Changes	1	
Times Tied	4	
Time with Lead	00:25	36:55

Points from Turnovers	CIN	NOVA
Paint	24	16
Second Chance	12	5
Fast Breaks	4	0
Bench	14	8

Period by Period Scoring	1st	2nd	TOT
CIN	28	32	60
NOVA	37	31	68

Cincinnati 77, Alabama State 59



Official Basketball Box Score - Final
Alabama St. at Cincinnati
11/27/24 Fifth Third Arena, Cincinnati
Cincinnati vs. Alabama State

Game Time: 7:00 PM
Game Duration: 1:51
Attendance: 10,970

Officials: Michael Greenstein, Arlino Petty, Tommy Johnson

Alabama St. - 59

Record: 3-4

NO. Name	Min	FG M-A	3P M-A	FT M-A	Rebounds OR DR TOT	Fouls PF FD	TP	AS	TO	ST	Blocks BS BA	+/-
0 D'Ante Bass	F 14:07	1-6	0-4	0-0	1 1 2	2 0	2	1	1	0	1 0	-11
35 Ubong Okon	C 15:56	1-1	0-0	0-0	3 3 6	1 1	2	1	0	0	0 0	-3
1 Amarr Knox	G 35:53	9-20	2-7	4-5	0 5 5	0 3	24	2	1	4	0 0	-15
2 Micah Simpson	G 21:54	1-8	1-6	1-2	1 1 2	0 2	4	1	0	0	0 0	-6
20 Antonio "TJ" Madlock	G 31:21	1-11	0-1	4-4	0 3 3	0 2	6	5	2	2	1 1	-7
4 Mario Andrews	11:20	0-1	0-0	0-0	2 1 3	3 0	0	0	0	0	1 0	-11
12 Shawn Fulcher	16:23	1-4	0-0	0-0	0 1 1	0 1	2	1	1	1	0 0	-14
25 Jasteven Walker	16:17	1-4	0-3	0-0	0 1 1	1 0	2	0	0	0	0 0	-20
5 Tyler Reed	20:41	2-5	1-4	0-0	0 5 5	2 0	5	1	1	1	0 0	-5
10 Jalen Keago	16:08	3-6	3-5	3-3	0 1 1	2 1	12	0	1	0	0 0	2
Team					2 4 6		0	0				
Totals		20-66	7-30	12-14	9 26 35	11 10	59	12	7	8	3 5	-18

Technical Fouls: NONE

Cincinnati - 77

Record: 6-9

NO. Name	Min	FG M-A	3P M-A	FT M-A	Rebounds OR DR TOT	Fouls PF FD	TP	AS	TO	ST	Blocks BS BA	+/-
23 Dillon Mitchell	F 18:04	5-7	0-1	0-5	2 6 8	1 3	10	2	0	1	0 0	11
41 Simas Lukosius	F 27:09	6-15	4-10	0-0	3 1 4	0 1	16	4	2	0	1 1	13
55 Aziz Bandaogo	C 20:55	5-8	0-0	0-0	3 6 9	3 1	10	3	0	0	1 0	19
2 Jizzelle James	G 21:51	5-9	2-5	1-2	2 6 8	2 1	13	5	2	2	0 0	20
8 Connor Hickman	G 23:48	0-6	0-4	0-0	2 2 2	0 0	1	0	0	0	1 0	2
10 Josh Reed	17:12	2-4	0-1	2-2	2 4 6	1 2	6	0	0	0	0 0	7
14 Tyler Betsley	21:15	2-5	1-4	0-0	1 3 4	2 0	5	1	0	0	0 0	6
22 Arrinton Page	16:49	3-4	0-0	1-1	0 2 2	1 2	7	0	1	2	1 0	14
1 Day Day Thomas	13:17	3-6	3-4	0-0	0 3 3	0 0	9	0	4	1	0 0	5
5 CJ Fredrick	06:14	0-1	0-1	0-0	0 0 0	0 0	0	0	0	0	0 0	11
3 Rayvon Griffith	11:10	0-3	0-1	0-0	1 2 3	0 0	0	0	0	0	0 0	-3
65 Halvine Dzellat	02:16	0-1	0-0	1-2	0 0 0	0 1	1	0	0	0	1 0	-2
Team					1 2 3		0	1				
Totals		31-69	10-31	5-12	15 37 52	10 11	77	16	10	6	5 3	18

Technical Fouls: NONE

	ASU	CIN
Biggest lead	2 (1 st 19:45)	27 (2 nd 4:21)
Best Scoring Run	9 (2 nd 1:03)	10 (1 st 16:49)
Lead Changes	1	
Times Tied	0	
Time with Lead	00:21	39:24

Points from Turnovers	ASU	CIN
Paint	18	40
Second Chance	5	19
Fast Breaks	9	8
Bench	21	28

Period by Period Scoring	1st	2nd	TOT
ASU	33	26	59
CIN	46	31	77

Cincinnati 84, Howard 67



Official Basketball Box Score - Final
Howard at Cincinnati
12/06/24 Fifth Third Arena, Cincinnati
Cincinnati vs. Howard

Game Time: 2:00 PM
Game Duration: 1:51
Attendance: 10,913

Officials: John Gaffney, Doug Simmons, Arlino Petty

Howard - 67

Record: 3-6

NO. Name		Min	FG M-A	3P M-A	FT M-A	Rebounds OR DR TOT	Fouls PF TD	TP	AS	TO	ST	Blocks BS BA	+/-				
2 Dom Campbell	F	13:26	2-4	0-0	0-0	2 2 4	3 0	4	1	2	0	0	0	-8			
1 Anwar Gill	G	25:32	2-3	0-0	1-1	0 3 3	5 3	5	4	5	1	0	0	-13			
5 Marcus Dockery	G	36:49	6-15	2-7	0-0	1 1 1	1 0	14	0	2	2	0	0	-12			
7 Blake Harper	G	36:43	8-16	0-3	7-7	3 7 10	2 6	23	1	4	1	0	0	-20			
8 Joshua Strong	G	33:59	3-6	3-5	0-0	1 1 0	1 0	9	2	2	4	0	0	-15			
4 Miles Stewart		25:50	2-4	0-0	1-1	0 2 2	3 1	5	3	1	1	0	0	-12			
15 Cameron Shockley-Okeke		18:47	3-5	1-2	0-0	0 0 0	3 0	7	0	0	0	0	0	-17			
3 Jaren Johnson		06:42	0-1	0-1	0-0	0 1 1	0 0	1	0	1	0	0	0	0	3		
14 Ayodele Taiwo		00:44	0-0	0-0	0-0	0 0 0	0 0	0	0	1	0	0	0	0	3		
23 Calvin Robins Jr.		00:44	0-0	0-0	0-0	0 0 0	0 0	0	0	0	0	0	0	0	3		
21 Mounir Hima		00:44	0-0	0-0	0-0	0 0 0	0 0	0	0	0	0	0	0	0	3		
Totals							0 1 1	0	0	17	67	13	16	9	1	2	-17

2024-25 BOX SCORES

Cincinnati 68, Xavier 65



Official Basketball Box Score - Final
Xavier at Cincinnati
12/14/24 Fifth Third Arena, Cincinnati, OH
Cincinnati vs. Xavier

Game Time: 2:00 PM
Game Duration: 2:06
Attendance: 12,153

Officials: Ray Natti, Damon George, Tommy Johnson

Xavier - 65

Record: 8-3

NO. Name	Min	FG M-A	3P M-A	FT M-A	Rebounds OR DR TOT	Fouls PF FD	TP	AS	TO	ST	Blocks BS BA	+/-
3 Dailyn Swain	F 24:23	5-8	0-0	3-3	0 0 0	2 2	13	0	1	2	0 0	-3
32 Zach Freemantle	F 35:12	6-16	1-5	5-5	2 5 7	2 3	18	4	2	3	0 0	3
1 Marcus Foster	G 30:09	2-7	2-4	0-0	1 4 5	3 1	6	0	0	0	0 1	1
7 Ryan Conwell	G 32:18	6-13	3-8	2-3	0 6 6	3 3	17	0	3	1	0 2	-11
20 Dayvion McKnight	G 33:57	1-3	0-0	0-0	1 4 5	3 2	2	9	3	1	0 1	-1
2 Jerome Hunter	18:47	2-4	0-0	3-4	3 5 8	4 3	7	0	4	0	0 0	-3
21 Dante Maddox Jr.	13:41	0-6	0-2	2-2	0 3 3	1 1	2	0	0	0	0 0	1
4 John Hugley IV	11:34	0-1	0-0	0-0	0 0 0	2 1	0	0	0	0	0 1	-2
Team					2 2 4		0	0	1			
Totals		22-58	6-19	15-17	9 28 37	20 16	65	13	14	7	0 4	-3

Technical Fouls: NONE

Shooting By Period
1st FG% 11-29 37.9%
3PT% 3-11 27.3%
FT% 6-6 100%
2nd FG% 11-29 37.9%
3PT% 3-11 27.3%
FT% 9-11 81.8%
GMFG% 22-58 37.9%
3PT% 6-19 31.6%
FT% 15-17 88.2%

Dead Ball Rebounds: 3, 0

Cincinnati - 68

Record: 9-1

NO. Name	Min	FG M-A	3P M-A	FT M-A	Rebounds OR DR TOT	Fouls PF FD	TP	AS	TO	ST	Blocks BS BA	+/-
23 Dillon Mitchell	F 32:44	4-5	0-0	3-5	2 8 10	1 5	11	2	0	2	1 0	7
41 Simas Lukosius	F 29:00	5-13	1-7	3-4	1 3 4	3 2	14	2	3	2	0 0	9
55 Aziz Bandaogo	C 31:00	4-4	0-0	4-6	3 2 5	2 5	12	1	0	1	1 0	3
0 Dan Skillings Jr.	G 25:48	4-10	1-2	1-2	1 1 2	3 2	10	2	1	2	1 0	-2
2 Jizzle James	G 24:44	0-11	0-2	2-2	0 3 3	3 1	2	5	3	0	1 0	-1
8 Connor Hickman	19:48	3-7	2-4	1-1	0 3 3	1 1	9	0	1	0	0 0	-4
22 Arrinten Page	08:50	1-1	0-0	0-0	1 1 2	2 0	2	0	1	0	0 0	-2
1 Day Day Thomas	22:02	1-5	1-3	5-6	1 3 4	1 4	8	1	0	2	0 0	1
14 Tyler Betsey	05:28	0-2	0-2	0-0	1 0 1	0 0	0	0	0	0	0 0	4
10 Josh Reed	00:35	0-0	0-0	0-0	0 0 0	0 0	0	0	0	0	0 0	2
Team					2 0 2		0	0	1			
Totals		22-58	5-20	19-26	12 24 36	16 20	68	13	10	9	4 0	3

Technical Fouls: NONE

Shooting By Period
1st FG% 8-29 27.6%
3PT% 3-11 27.3%
FT% 11-14 78.6%
2nd FG% 14-29 48.3%
3PT% 2-9 22.2%
FT% 8-12 66.7%
GMFG% 22-58 37.9%
3PT% 5-20 25.0%
FT% 19-26 73.1%

Dead Ball Rebounds: 3, 2

	XAV	CIN
Biggest lead	7 (2 nd 7:50)	9 (1 st 7:08)
Best Scoring Run	6 (2 nd 17:12)	10 (1 st 9:08)
Lead Changes	10	
Times Tied	7	
Time with Lead	18:49	16:43

Points from Turnovers	XAV	CIN
Paint	30	34
Second Chance	11	10
Fast Breaks	9	7
Bench	9	19

Period by Period Scoring	1st	2nd	TOT
XAV	31	34	65
CIN	30	38	68

Cincinnati 84, Grambling 49



Official Basketball Box Score - Final
Grambling at Cincinnati
12/22/24 Fifth Third Arena, Cincinnati, OH
Cincinnati vs. Grambling

Game Time: 4:00 PM
Game Duration: 1:59
Attendance: 11,175

Officials: John Hampton, Tyler Kumpf, James Duke

Grambling - 49

Record: 2-10

NO. Name	Min	FG M-A	3P M-A	FT M-A	Rebounds OR DR TOT	Fouls PF FD	TP	AS	TO	ST	Blocks BS BA	+/-
10 P.J. Eason	F 07:51	0-0	0-0	0-0	0 0 0	4 0	0	0	0	0	1 0	-14
30 James Flippin	F 19:02	2-7	0-1	0-0	1 1 2	2 0 4	0	1	0	0	0 1	-19
0 Kintavious Dozier	G 13:55	1-4	0-1	2-2	1 0 1	2 3 4	0	4	0	0	0 0	-25
2 Mikale Stevenson	G 35:48	5-14	0-3	1-2	4 6 0	2 11	7	4	2	0	2	-28
5 Chlaydrian Newton	G 17:11	0-1	0-1	0-0	0 2 2	0 1	0	0	0	0	0 0	-22
55 Ernest Ross	34:41	4-9	0-1	8-9	1 3 4	4 6	16	3	0	0	0 2	-33
12 Solomon Ray	17:57	1-3	0-0	0-0	1 4 5	3 0	2	0	1	1	2 0	-9
24 Louis Hutchinson	30:18	3-8	2-6	0-0	0 1 1	4 0	8	0	1	0	1 0	-18
4 P.J. Edwards	20:56	1-3	0-1	2-2	1 5 6	2 4	0	2	0	0	0 0	-7
22 Emeka Nnaji	02:21	0-1	0-0	0-0	1 0 1	0 0	0	0	0	0	0 0	0
Team					2 0 2		0	0	0			
Totals		17-50	2-14	13-15	10 20 30	21 14	49	10	16	4	3 6	-35

Technical Fouls: Dozier 1st 14:31

Shooting By Period
1st FG% 8-26 30.8%
3PT% 1-6 16.7%
FT% 7-8 87.5%
2nd FG% 9-24 37.5%
3PT% 1-8 12.5%
FT% 6-7 85.7%
GM FG% 17-50 34.0%
3PT% 2-14 14.3%
FT% 13-15 86.7%

Dead Ball Rebounds: 1, 0

Cincinnati - 84

Record: 10-1

NO. Name	Min	FG M-A	3P M-A	FT M-A	Rebounds OR DR TOT	Fouls PF FD	TP	AS	TO	ST	Blocks BS BA	+/-
23 Dillon Mitchell	F 25:19	6-9	0-1	1-1	2 5 7	0 4	13	0	0	3	1 1	30
41 Simas Lukosius	F 25:06	2-7	1-6	2-2	1 0 1	0 1 7	1	2	0	0	0 0	20
55 Aziz Bandaogo	C 21:10	5-6	0-0	5-6	5 1 6	2 4	15	1	0	0	1 0	26
0 Dan Skillings Jr.	G 23:23	3-10	1-5	0-0	2 2 4	2 1 7	3	1	0	2	1 3	33
2 Jizzle James	G 29:33	3-9	1-6	0-0	1 3 4	1 1 7	6	0	2	1	1 24	
1 Day Day Thomas	14:33	4-9	2-3	2-3	3 2 5	4 3	12	3	1	3	0 0	14
22 Arrinten Page	13:47	3-3	1-1	2-4	1 5 6	0 3 9	0	0	0	1	0 10	
5 CJ Fredrick	11:36	1-2	1-2	0-1	0 1 1	0 1 3	1	0	0	0	0 0	-11
14 Tyler Betsey	20:31	3-8	2-7	1-1	2 2 4	0 1 9	0	0	0	0	0 0	-1
10 Josh Reed	06:07	0-1	0-1	0-0	0 1 1	1 0 0	0	1	0	0	0 0	-5
65 Halvine Dzallat	05:03	0-1	0-0	2-2	0 1 1	2 1 2	0	0	0	1	0 0	-1
3 Rayvon Griffith	03:52	0-0	0-0	0-0	0 0 0	3 0 0	0	0	0	0	0 0	1
Team					1 1 2		0	0	1			
Totals		30-65	9-32	15-20	18 24 42	15 20	84	17	6	9	6 3	35

Technical Fouls: Thomas 1st 14:31

Points from Turnovers	GSU	CIN
Paint	26	40
Second Chance	8	19
Fast Breaks	6	13
Bench	30	35

Period by Period Scoring	1st	2nd	TOT
GSU	24	25	49
CIN	37	47	84

Cincinnati 66, Dayton 59



Official Basketball Box Score - Final
Cincinnati at Dayton
12/20/24 Heritage Bank Arena, Cincinnati
2024-25 Men's Basketball

Game Time: 8:30 PM
Game Duration: 2:11
Attendance: 15,107

Officials: Doug Simmons, Greg Nixon, Brooks Wells

Cincinnati - 66

Record: 9-1

NO. Name	Min	FG M-A	3P M-A	FT M-A	Rebounds OR DR TOT	Fouls PF FD	TP	AS	TO	ST	Blocks BS BA	+/-
23 Dillon Mitchell	F 29:51	2-3	0-0	0-2	5 2 7	3 2	4	1	3	2	1 0	7
41 Simas Lukosius	F 33:39	4-17	3-12	2-2	2 4 6	0 2	13	1	1	0	0 0	6
55 Aziz Bandaogo	C 24:36	1-4	0-0	4-4	1 2 3	3 3	6	1	1	0	1 0	-3
0 Dan Skillings Jr.	G 27:26	6-13	0-4	5-5	5 1 6	2 4	17	1	1	4	1 1	8
2 Jizzle James	G 28:04	5-9	4-6	0-0	0 3 3	2 1	14	3	1	0	3 1	4
8 Connor Hickman	12:13	0-2	0-2	0-0	0 2 2	1 0	0	2	1	1	0 0	6
22 Arrinten Page	13:48	1-3	0-0	0-2	0 4 4	4 1	2	1	1	0	0 0	1
1 Day Day Thomas	22:26	1-4	0-2	5-6	0 3 3	1 3	7	1	1	2	0 0	-4
14 Tyler Betsey	07:57	1-3	1-3	0-0	0 0 0	0 0	0	3	0	0	0 0	0
Team					4 0 4		0	0	1			
Totals		21-58	8-29	16-21	17 21 38	16 16	66	11	11	9	6 3	7

Technical Fouls: NONE

Shooting By Period
1st FG% 11-33 33.3%
3PT% 3-17 17.6%
FT% 0-0 0%
2nd FG% 10-25 40.0%
3PT% 5-12 41.7%
FT% 16-21 76.2%
GM FG% 21-58 36.2%
3PT% 8-29 27.6%
FT% 16-21 76.2%

Dead Ball Rebounds: 2, 0

Dayton - 59

Record: 10-3

NO. Name	Min	FG M-A	3P M-A	FT M-A	Rebounds OR DR TOT	Fouls PF FD	TP	AS	TO	ST	Blocks BS BA	+/-
2 Nate Santos	F 38:24	5-12	1-4	2-2	1 4 5	0 3	13	2	2	0	0 2	-7
23 Zed Key	F 29:47	4-6	0-0	3-4	3 3 6	2 5	11	0	1	1	1 1	2
0 Javon Bennett	G 19:32	1-6	0-2	2-2	0 1 1	1 3	4	0	1	1	1 1	-6
6 Enoch Cheeks	G 38:54	2-6	1-4	0-0	1 5 6	5 0	5	0	3	0	1 0	-8
11 Malachi Smith	G 32:40	4-12	2-5	3-3	1 2 3	4 2	13	5	6	1	0 2	-4
5 Posh Alexander	24:59	4-7	1-2	2-2	0 2 2	3 1	11	1	2	3	0 0	0
29 Amael L'Etang	12:29	0-2	0-1	2-2	2 2 4	1 2	2	0	1	0	0 0	-12
Jaun Simon	01:36	0-0	0-0	0-0	0 0 0	0 0	0	0	0	0 0	0	0
3 Isaac Jack	00:50	0-0	0-0	0-0	0 0 0	0 0	0	0	0	0 0	0	0
24 Jacob Conner	00:50	0-0	0-0	0-0	0 0 0	0 0	0	0	0	0 0	0	0
Team					2 3 5		0	0	0			
Totals		20-51	5-18	14-15	10 22 32	16 16	59	8	17	6	3 6	-7

Technical Fouls: NONE

	UC	UD
Biggest lead	18 (2 nd 7:36)	0 (1 st 20:00)
Best Scoring Run	8 (1 st 10:58)	7 (2 nd 2:01)
Lead Changes	0	
Times Tied	1	
Time with Lead	38:04	00:00

Points from Turnovers	UC	UD
Paint	24	24
Second Chance	18	11
Fast Breaks	9	7
Bench	12	13

Period by Period Scoring	1st	2nd	TOT
UC	25	41	66
UD	17	42	59

Kansas State 70, Cincinnati 67



Official Basketball Box Score - Final
Cincinnati at Kansas St.
12/20/24 Bramlage Coliseum, Manhattan
2024-25 Men's Basketball

Game Time: 6:05 PM
Game Duration: 1:57
Attendance: 9,970

Officials: Kipp Kissinger, Doug Simmons, Tommy Johnson

Cincinnati - 67

Record: 10-2 (0-1)

NO. Name	Min	FG M-A	3P M-A	FT M-A	Rebounds OR DR TOT	Fouls PF FD	TP	AS	TO	ST
----------	-----	--------	--------	--------	--------------------	-------------	----	----	----	----

2024-25 BOX SCORES

Arizona 72, Cincinnati 67



Official Basketball Box Score - Final
Arizona at Cincinnati
01/04/25 Fifth Third Arena, Cincinnati
Cincinnati vs. Arizona

Game Time: 2:30 PM
Game Duration: 2:27
Attendance: 11,212

Officials: Tony Padilla, Bret Smith, Kipp Kissingner

Arizona - 72

Record: 8-5 (2-0)

NO.	Name	Min	FG	3P	FT	Rebounds	Fouls	TP	AS	TO	ST	Blocks	+/-
			M-A	M-A	M-A	OR DR TOT	PF FD					BS BA	
4	Trey Townsend	F 24:17	2-7	0-1	2-2	0 4 4	2 1	6	0	0	0	0 1	-8
30	Tobe Awaka	F 14:08	1-3	0-0	0-0	2 2 4	3 0	2	0	2	0	0 1	-15
0	Jaden Bradley	G 37:35	5-9	0-0	5-7	0 2 2	1 5	15	2	2	0	0 0	2
1	Caleb Love	G 37:22	3-15	2-8	4-6	0 6 6	0 6	12	0	2	1	1 1	9
3	Anthony Dell'Orso	G 19:34	1-3	0-2	4-4	0 0 0	1 2	6	1	1	1	0 0	13
5	KJ Lewis	25:47	3-6	0-0	3-4	0 3 3	3 2	9	1	3	0	1 0	-5
9	Carter Bryant	15:24	5-5	3-3	1-2	1 3 4	4 1	14	0	1	0	1 0	9
13	Henri Veesaar	25:52	3-5	0-0	2-2	3 5 8	3 1	8	4	0	2	2 0	20
Team						2 1 3		0		1			
Totals			23-53	5-14	21-27	8 26 34	17 18	72	8	12	5	6 3	5

Shooting By Period		
1 st FG%	12-28	42.9%
3PT%	4-7	57.1%
FT%	11-13	84.6%
2 nd FG%	11-25	44.0%
3PT%	1-7	14.3%
FT%	10-14	71.4%
GM FG%	23-53	43.4%
3PT%	5-14	35.7%
FT%	21-27	77.8%

Dead Ball Rebounds: 5, 1

Technical Fouls: NONE

Cincinnati - 67

Record: 10-3 (0-2)

NO.	Name	Min	FG	3P	FT	Rebounds	Fouls	TP	AS	TO	ST	Blocks	+/-
			M-A	M-A	M-A	OR DR TOT	PF FD					BS BA	
23	Dillon Mitchell	F 29:48	6-8	1-3	0-5	1 6 7	4 4	13	0	1	2	0 0	6
41	Simas Lukosius	F 28:38	2-6	1-4	4-4	0 3 3	0 2	9	3	3	0	0 0	-2
55	Aziz Bandaogo	C 28:07	2-3	0-0	1-4	4 0 9	3 5	5	0	1	0	2 0	-5
0	Dan Skillings Jr.	G 29:41	6-14	2-7	4-6	0 6 6	3 3	18	2	1	1	1 3	-5
2	Jizzle James	G 31:11	3-11	0-2	1-2	0 4 4	4 1	7	5	3	0	0 1	-1
22	Arrinten Page	09:20	1-1	0-0	2-2	1 0 1	2 1	4	0	0	1	0 0	-2
1	Day Day Thomas	20:39	4-12	1-4	0-0	1 1 2	2 0	9	1	2	1	0 0	-7
14	Tyler Betsey	14:54	1-7	0-5	0-0	1 2 3	0 0	2	0	0	0	0 2	-6
9	Connor Hickman	07:42	0-2	0-0	0-0	0 0 0	0 1	0	0	0	0	0 0	-3
10	Josh Reed	00:01	0-0	0-0	0-0	0 0 0	0 0	0	0	0	0	0 0	0
Team						3 1 4		0		0			
Totals			25-64	5-25	12-23	17 22 39	18 17	67	11	11	5	3 6	-5

Shooting By Period		
1 st FG%	9-28	32.1%
3PT%	2-10	20.0%
FT%	6-10	60.0%
2 nd FG%	16-36	44.4%
3PT%	3-15	20.0%
FT%	6-13	46.2%
GM FG%	25-64	39.1%
3PT%	5-25	20.0%
FT%	12-23	52.2%

Dead Ball Rebounds: 6, 1

Technical Fouls: NONE

	ARZ	CIN
Biggest lead	19 (2 nd 17:22)	2 (1 st 19:26)
Best Scoring Run	9 (2 nd 18:40)	9 (2 nd 7:24)
Lead Changes	9	
Times Tied	4	
Time with Lead	32:35	02:19

Points from	ARZ	CIN
Turnovers	8	13
Paint	32	36
Second Chance	9	14
Fast Breaks	3	10
Bench	31	15

Period by Period Scoring			
	1st	2nd	TOT
ARZ	39	33	72
CIN	26	41	67

Baylor 68, Cincinnati 48



Official Basketball Box Score - Final
Cincinnati at Baylor
01/07/25 Foster Pavilion, Waco
2024-25 Men's Basketball

Game Time: 7:00 PM
Game Duration: 1:57
Attendance: 7,500

Officials: Kipp Kissingner, Michael Greenstein, Jeffrey Anderson

Cincinnati - 48

Record: 10-4 (0-3)

NO.	Name	Min	FG	3P	FT	Rebounds	Fouls	TP	AS	TO	ST	Blocks	+/-
			M-A	M-A	M-A	OR DR TOT	PF FD					BS BA	
23	Dillon Mitchell	F 30:48	0-2	0-1	0-0	0 2 2	1 1	0	0	4	1	1 0	-10
41	Simas Lukosius	F 29:04	2-7	1-4	0-0	0 3 3	0 0	5	5	1	1	0 0	-6
55	Aziz Bandaogo	C 30:05	4-4	0-0	3-4	0 4 4	3 4	11	2	3	0	2 0	-12
0	Dan Skillings Jr.	G 30:02	6-11	5-7	1-4	0 2 2	0 5	18	0	1	0	2 0	-11
2	Jizzle James	G 25:29	2-11	0-3	1-2	1 4 5	0 1	5	0	3	1	1 2	-16
1	Day Day Thomas	20:31	2-6	2-4	0-0	1 2 3	4 1	6	2	0	0	0 0	-10
8	Connor Hickman	09:36	0-2	0-2	0-0	0 1 1	2 0	0	1	0	0	0 0	-10
22	Arrinten Page	10:56	0-1	0-0	0-0	3 1 4	2 0	0	1	1	0	0 0	-9
14	Tyler Betsey	07:51	0-2	0-1	1-2	1 0 1	0 1	1	0	0	0	0 0	-13
5	CJ Fredrick	01:16	0-0	0-0	0-0	0 0 0	0 0	0	0	0	0	0 0	-3
10	Josh Reed	02:58	1-3	0-1	0-0	0 0 0	0 0	2	0	0	1	0 0	0
3	Rayvon Griffith	01:24	0-0	0-0	0-0	0 0 0	0 0	0	0	0	0	0 0	0
Team						2 0 2		0		2			
Totals			17-49	8-23	6-12	12 15 27	12 13	48	11	15	4	6 2	-20

Technical Fouls: NONE

Baylor - 68

Record: 10-4 (2-1)

NO.	Name	Min	FG	3P	FT	Rebounds	Fouls	TP	AS	TO	ST	Blocks	+/-
			M-A	M-A	M-A	OR DR TOT	PF FD					BS BA	
15	Norchad Omier	F 27:50	7-9	1-1	3-3	3 7 10	3 2	18	3	1	2	1 1	12
17	Josh Ojiamuna	F 26:12	5-9	0-0	0-0	4 3 7	2 1	10	0	2	0	0 2	11
2	Jayden Nunn	G 33:55	3-9	2-6	1-2	0 0 0	1 2	9	0	0	0	0 1	11
3	Jeremy Roach	G 36:13	3-8	0-3	0-0	0 0 0	2 0	6	4	1	1	0 2	13
7	V.J. Edgcombe	G 30:18	7-13	2-4	2-2	0 4 4	3 3	18	2	1	1	0 0	18
1	Robert Wright	27:21	2-6	0-0	3-4	0 3 3	1 4	7	2	1	1	0 0	17
5	Jason Asemota	14:14	0-0	0-0	0-0	1 3 4	1 0	0	1	1	1	1 0	18
21	Davidson Hubbard	01:19	0-0	0-0	0-0	0 0 0	0 0	0	0	0	0	0 0	0
22	Marino Dubravcic	01:19	0-0	0-0	0-0	0 0 0	0 0	0	0	0	0	0 0	0
25	Omara Adedola	01:19	0-0	0-0	0-0	0 0 0	0 0	0	0	1	0	0 0	0
Team						0 1 1		0		3			
Totals			27-54	5-14	9-11	8 21 29	13 12	68	12	11	6	2 6	20

Technical Fouls: NONE

	UC	BU
Biggest lead	1 (1 st 18:32)	23 (2 nd 8:52)
Best Scoring Run	4 (2 nd 4:59)	9 (1 st 5:07)
Lead Changes	4	
Times Tied	1	
Time with Lead	01:27	38:13

Points from	UC	BU
Turnovers	7	13
Paint	16	40
Second Chance	15	11
Fast Breaks	4	11
Bench	9	7

Period by Period Scoring			
	1st	2nd	TOT
UC	20	28	48
BU	35	33	68

Game Notes: 5:04 1st half - Delay of game warning Cincinnati

Kansas 54, Cincinnati 40



Official Basketball Box Score - Final
Kansas at Cincinnati
01/11/25 Fifth Third Arena, Cincinnati
Cincinnati vs. Kansas

Game Time: 2:00 PM
Game Duration: 1:39
Attendance: 12,012

Officials: Doug Simmons, Ray Nall, Gary Maxwell

Kansas - 54

Record: 12-3 (3-1)

NO.	Name	Min	FG	3P	FT	Rebounds	Fouls	TP	AS	TO	ST	Blocks	+/-
			M-A	M-A	M-A	OR DR TOT	PF FD					BS BA	
24	KJ Adams	F 29:43	3-9	0-0	2-3	5 2 7	2 2	8	2	1	2	1 0	17
1	Hunter Dickinson	C 31:52	7-16	0-3	0-0	4 8 12	0 1	14	2	0	1	0 0	11
0	Shakael Moore	G 27:11	4-9	0-2	0-0	0 4 4	2 1	8	1	1	0	1 0	16
3	Dajuan Harris Jr.	G 27:40	2-7	1-3	0-0	2 4 6	0 0	5	1	2	0	0 0	15
5	Zeke Mayo	G 30:50	4-10	1-6	0-0	1 5 6	1 0	9	2	0	1	0 1	15
40	Flory Bidunga	17:09	1-3	0-0	0-0	0 4 4	1 1	2	0	0	0	1 0	-2
6	Rylan Griffin	14:29	1-4	0-2	0-0	2 1 3	0 0	2	1	1	0	0 0	-3
8	David Coit	11:27	1-5	0-3	0-0	1 1 1	0 0	2	1	1	0	0 0	-2
2	AJ Storr	09:39	1-5	0-2	2-2	0 0 0	0 1	4	1	1	0	0 0	3
Team						1 0 1		0		0			
Totals			24-68	2-21	4-5	15 29 44	6 8	54	12	7	5	2 4	14

Shooting By Period		
1 st FG%	10-29	34.5%
3PT%	2-9	22.2%
FT%	2-2	100%
2 nd FG%	14-39	35.9%
3PT%	0-12	0.0%
FT%	2-3	66.7%
GM FG%	24-68	35.3%
3PT%	2-21	9.5%
FT%	4-5	80.0%

Dead Ball Rebounds: 0, 0

Technical Fouls: NONE

Cincinnati - 40

Record: 10-5 (0-4)

NO.	Name	Min	FG	3P	FT	Rebounds	Fouls	TP	AS	TO	ST	Blocks	+/-
			M-A	M-A	M-A	OR DR TOT	PF FD					BS BA	
23	Dillon Mitchell	F 29:10	5-8	0-2	0-0	0 5 5	0 1	10	0	1	1	1 1	-15
41	Simas Lukosius	F 27:02	1-10	0-6	0-0	0 3 3	1 1	2	3	1	0	0 0	-16
55	Aziz Bandaogo	C 23:55	0-3	0-0	0-0	4 4 8	3 1	0	0	2	1	0 0	-16
0	Dan Skillings Jr.	G 28:15	4-7	1-3	0-0	2 3 5	1 0	9	1	2	3	0 0	-9
2	Jizzle James	G 20:06	1-6	0-1	1-2	0 3 3	0 2	3	1	0	0	0 0	-13
1	Day Day Thomas	26:24	1-8	0-3	0-0	1 2 3	1 0	2	2	2	0	0 0	-6
10	Josh Reed	14:48	2-4	1-2	0-0	1 0 1	0 0	5	1	1	1	1 0	-7
22	Arrinten Page	14:18	4-9	1-3	0-0	3 4 7	0 1	9	0	1	0	2 0	3
5	CJ Fredrick	16:02	0-4	0-2	0-0	0 4 4	0 0	0	0	0	1	0 0	2
Team						1 2 3			0	2			
Totals			18-59	3-22	1-2	12 30 42	6 6	40 8	12	7	4	2 14	

2024-25 BOX SCORES

Cincinnati 67, Arizona State 60



Official Basketball Box Score - Final
Arizona St. at Cincinnati
01/25/25 Fifth Third Arena, Cincinnati
Cincinnati vs. Arizona State

Game Time: 2:00 PM
Game Duration: 2:01
Attendance: 11,090

Officials: Marques Pettigrew, Brooks Wells, Tyler Kumpf

Arizona St. - 60

Record: 10-7 (1-5)

NO. Name	Min	FG	3P	FT	Rebounds	Fouls	TP	AS	TO	ST	Blocks	+/-
		M-A	M-A	M-A	OR DR TOT	PF FD					BS BA	
8 Basheer Jihad	F 33:15	2-8	0-3	4-4	2 5 7	4 5	8	5	3	1	0 0	1
21 Jayden Quintance	F 38:26	6-10	0-0	3-6	6 8 14	3 7	15	1	6	1	5 1	-5
1 Alston Mason	G 40:00	5-13	2-4	1-1	0 2 2	0 1	13	1	2	0	0 1	-7
10 BJ Freeman	G 36:27	5-14	2-5	0-0	1 5 6	2 1	12	1	1	1	0 2	1
44 Adam Miller	G 36:17	2-9	2-7	2-2	0 2 2	2 1	8	1	1	0	0 2	-9
9 Shawn Phillips Jr.	07:18	2-4	0-0	0-0	2 3 5	4 0	4	0	1	0	0 1	-10
5 Amir Ali	08:17	0-4	0-3	0-0	0 1 1	0 0	0	0	0	1	0 1	-6
Team					5 0 5		0		0			
Totals		22-62	6-22	10-13	16 26 42	15 15	60	9	14	4	5 8	-7

Technical Fouls: NONE

Shooting By Period
1 st FG% 7-29 24.1%
3PT% 3-13 23.1%
FT% 5-6 83.3%
2 nd FG% 15-33 45.5%
3PT% 3-9 33.3%
FT% 5-7 71.4%
GM FG% 22-62 35.5%
3PT% 6-22 27.3%
FT% 10-13 76.9%

Dead Ball Rebounds: 2, 1

Cincinnati - 67

Record: 12-5 (2-4)

NO. Name	Min	FG	3P	FT	Rebounds	Fouls	TP	AS	TO	ST	Blocks	+/-
		M-A	M-A	M-A	OR DR TOT	PF FD					BS BA	
23 Dillon Mitchell	F 30:01	6-10	0-1	2-3	1 2 3	3 3	14	2	1	3	2 0	2
41 Simas Lukosius	F 24:52	4-9	2-5	0-0	0 4 4	0 1	10	0	2	4	0 0	16
55 Aziz Bandoago	C 26:42	1-1	0-0	0-1	2 7 9	4 1	2	0	0	0	3 0	6
0 Dan Skillings Jr.	G 25:15	3-11	0-3	6-8	2 2 4	0 6	12	1	1	2	0 0	2
2 Jizzle James	G 21:11	5-10	0-4	2-2	0 1 1	1 1	12	2	0	0	0 1	-2
1 Day Day Thomas	26:01	2-6	0-1	2-2	1 2 3	1 1	6	4	2	1	1 1	3
5 CJ Fredrick	16:08	2-5	2-4	0-0	0 0 0	1 0	6	1	0	0	0 0	3
10 Josh Reed	10:14	0-2	0-1	0-0	0 2 2	2 0	0	1	0	1	0 0	-5
22 Arrniten Page	10:14	0-2	0-0	0-0	1 1 2	1 1	0	1	0	0	2 0	-5
14 Tyler Betsey	09:22	2-4	1-3	0-0	0 1 1	2 2	5	0	0	0	0 1	11
Team					1 2 3		0		1			
Totals		25-60	5-22	12-16	9 24 33	15 15	67	12	7	11	8 5	7

Technical Fouls: NONE

Shooting By Period
1 st FG% 15-32 46.9%
3PT% 4-14 28.6%
FT% 2-3 66.7%
2 nd FG% 10-28 35.7%
3PT% 1-8 12.5%
FT% 10-13 76.9%
GM FG% 25-60 41.7%
3PT% 5-22 22.7%
FT% 12-16 75.0%

Dead Ball Rebounds: 3, 1

	ASU	CIN
Biggest lead	3 (1 st 11:40)	17 (2 nd 18:06)
Best Scoring Run	9 (1 st 2:28)	16 (1 st 5:21)
Lead Changes	7	
Times Tied	1	
Time with Lead	05:32	31:18

Points from	ASU	CIN
Turnovers	6	17
Paint	32	32
Second Chance	17	9
Fast Breaks	2	25
Bench	4	17

Period by Period Scoring			
	1st	2nd	TOT
ASU	22	38	60
CIN	36	31	67

BYU 80, Cincinnati 52



Official Basketball Box Score - Final
Cincinnati at BYU
01/25/25 Marriott Center, Provo
2024-25 Men's Basketball

Game Time: 8:30 PM
Game Duration: 1:57
Attendance: 17,483

Officials: John Gaffney, Ray Natil, Robert Felder

Cincinnati - 52

Record: 12-7 (2-6)

NO. Name	Min	FG	3P	FT	Rebounds	Fouls	TP	AS	TO	ST	Blocks	+/-
		M-A	M-A	M-A	OR DR TOT	PF FD					BS BA	
23 Dillon Mitchell	F 25:54	2-5	0-2	0-2	3 2 5	3 2	4	1	0	1	0 1	-14
41 Simas Lukosius	F 26:14	5-11	4-8	0-0	3 1 4	2 1	14	1	2	0	0 0	-21
55 Aziz Bandoago	C 21:42	2-3	0-0	0-0	1 3 4	0 1	4	0	1	0	0 0	-19
0 Dan Skillings Jr.	G 19:46	3-7	0-3	0-0	1 1 2	3 0	6	1	3	0	0 1	-13
2 Jizzle James	G 28:05	3-13	0-5	0-0	1 2 3	3 0	6	5	0	1	0 0	-26
1 Day Day Thomas	28:19	2-7	1-3	0-0	0 0 0	1 5	2	0	3	0	0 0	-17
5 CJ Fredrick	02:55	0-0	0-0	0-0	1 1 1	0 0	0	0	0	0	0 0	-1
10 Josh Reed	13:43	0-2	0-2	0-0	1 1 2	2 0	0	0	0	0	2 0	-6
22 Arrniten Page	17:58	3-6	0-1	1-2	1 2 3	1 2	7	1	2	1	0 0	-9
14 Tyler Betsey	13:12	1-4	0-3	0-0	0 1 1	1 1	2	0	1	0	0 0	-11
3 Rayvon Griffith	02:13	2-3	0-1	0-0	0 0 0	0 0	4	0	0	0	0 0	-3
Team					2 2 4		0		0			
Totals		23-61	5-28	1-4	13 15 28	15 8	52	11	9	6	3 1	-28

Technical Fouls: NONE

Shooting By Period
1 st FG% 10-32 31.3%
3PT% 3-15 20.0%
FT% 0-0 0%
2 nd FG% 13-29 44.8%
3PT% 2-13 15.4%
FT% 1-4 25%
GM FG% 23-61 37.7%
3PT% 5-28 17.9%
FT% 1-4 25.0%

Dead Ball Rebounds: 1, 0

BYU - 80

Record: 13-6 (4-4)

NO. Name	Min	FG	3P	FT	Rebounds	Fouls	TP	AS	TO	ST	Blocks	+/-
		M-A	M-A	M-A	OR DR TOT	PF FD					BS BA	
0 Mawot Mag	F 23:47	1-1	0-0	1-2	0 2 2	1 4	3	0	3	2	0 0	14
13 Keba Kelta	C 25:14	2-3	0-0	0-0	0 2 5	7 1	1	4	1	3	0 0	21
3 Egor Demin	G 25:23	3-5	3-5	6-7	0 5 5	1 5	15	7	3	0	0 0	17
15 Richie Saunders	G 31:56	7-15	5-7	2-2	3 5 8	0 2	21	1	1	0	2 18	
21 Trevin Knell	G 23:36	3-6	2-5	0-0	0 1 1	1 1	8	2	1	3	1 0	7
6 Kanon Catchings	16:27	3-5	3-4	0-0	0 2 2	0 0	9	0	0	0	1 0	16
30 Dallin Hall	19:47	0-2	0-0	0-0	2 2 0	1 0	1	0	3	1	0 0	19
45 Fousseyni Traore	13:17	2-3	0-0	0-0	1 2 3	2 0	4	2	2	0	0 5	5
25 Dawson Baker	14:38	5-7	1-2	0-0	0 1 1	2 1	11	2	0	0	0 0	16
1 Trey Stewart	01:29	0-0	0-0	0-0	0 0 0	0 0	0	0	0	0	0 0	2
2 Elijah Crawford	01:29	2-2	1-1	0-0	0 0 0	0 0	5	0	0	0	0 0	2
4 Brody Kozlowski	01:29	0-0	0-0	0-0	0 0 0	0 0	0	0	0	0	0 0	1
5 Mihalio Boskovic	01:29	0-0	0-0	0-0	0 0 0	0 0	0	0	0	0	0 0	2
Team					2 4 6		0		0			
Totals		28-49	15-24	9-11	7 27 34	8 15	80	18	14	7	1 3	-28

Technical Fouls: NONE

	UOC	BYU
Biggest lead	2 (1 st 19:36)	28 (2 nd 0:01)
Best Scoring Run	7 (1 st 1:04)	8 (2 nd 19:43)
Lead Changes	7	
Times Tied	3	
Time with Lead	03:17	34:10

Points from	UOC	BYU
Turnovers	19	8
Paint	28	22
Second Chance	11	7
Fast Breaks	10	3
Bench	18	29

Period by Period Scoring			
	1st	2nd	TOT
UOC	23	29	52
BYU	28	52	80

Texas Tech 81, Cincinnati 71



Official Basketball Box Score - Final
Texas Tech at Cincinnati
01/21/25 Fifth Third Arena, Cincinnati, Ohio
Cincinnati vs. Texas Tech

Game Time: 7:00 PM
Game Duration: 1:58
Attendance: 10,790

Officials: Kipp Kissinger, Bert Smith, Chance Moore

Texas Tech - 81

Record: 14-4 (5-2)

NO. Name	Min	FG	3P	FT	Rebounds	Fouls	TP	AS	TO	ST	Blocks	+/-
		M-A	M-A	M-A	OR DR TOT	PF FD					BS BA	
5 Darrion Williams	F 27:02	1-6	0-2	2-2	1 4 5	3 1	4	2	4	0	0 0	9
15 JT Toppin	F 24:27	9-15	1-2	1-1	2 5 7	1 1	20	1	1	0	0 1	17
0 Chance McMillan	G 32:01	5-10	3-6	4-4	2 1 3	2 2	17	2	1	0	0 0	-1
3 Elijah Hawkins	G 33:18	2-9	1-8	3-3	0 2 2	2 2	8	3	2	3	0 0	5
24 Kerwin Walton	G 09:46	0-1	0-1	0-0	0 0 0	0 1	0	0	0	0	1 0	8
1 Kevin Overton	20:18	5-7	3-5	1-1	1 4 5	3 1	14	0	0	0	0 0	4
4 Christian Anderson	35:03	5-9	4-7	4-5	0 5 5	3 5	18	3	0	0	0 0	9
33 Federico Federico	18:05	0-3	0-0	0-2	3 3 6	1 1	0	2	0	0	0 0	-1
Team					1 0 1		0		0			
Totals		27-60	12-31	15-18	10 24 34	16 13	81	13	8	6	1 3	10

Technical Fouls: NONE

Shooting By Period
1 st FG% 15-29 51.7%
3PT% 8-17 47.1%
FT% 4-4 100%
2 nd FG% 12-31 38.7%
3PT% 4-14 28.6%
FT% 11-14 78.6%
GM FG% 27-60 45.0%
3PT% 12-31 38.7%
FT% 15-18 83.3%

Dead Ball Rebounds: 1, 0

Cincinnati - 71

Record: 12-6 (2-5)

NO. Name	Min	FG	3P	FT	Rebounds	Fouls	TP	AS	TO	ST	Blocks	+/-
		M-A	M-A	M-A	OR DR TOT	PF FD					BS BA	
23 Dillon Mitchell	F 28:39	5-8	0-0	2-2	1 3 4	1 1	12	2	1	1	3 0	-14
41 Simas Lukosius	F 23:39	1-7	1-4	7-8	0 2 2	3 5	10	1	0	2	0 0	-11
55 Aziz Bandoago	C 25:21	3-4	0-0	1-2	0 3 3	0 1	7	0	0	0	0 0	-5
0 Dan Skillings Jr.	G 25:37	2-6	0-2	1-2	0 5 5	3 3	5	1	2	0	0 1	-9
2 Jizzle James	G 27:03	8-12	1-4	0-0	0 3 3	2 1	17	3	2	0	0 0	-11
1 Day Day Thomas	25:37	3-7	0-2	0-1	1 2 3	2 2	6	3	2	1	0 0	-9
5 CJ Fredrick	12:31	0-1	0-1	0-0	0 1 1	1 0	0	0	1	0	0 0	-1
10 Josh Reed	13:25	1-1	0-0	0-0	0 0 0	0 1	2	3	0	0	0 0	0
22 Arrniten Page	10:44	3-5	0-0	3-4	0 4 4	0 2	8	1	0	0	0 0	2
14 Tyler Betsey	08:05	1-1	1-1	0-0	0 0 0	0 0	3	0	0	0	0 0	6
Team					1 1 2		0					
Totals		27-52	3-14	14-19	3 24 27	13 16	71	14	8	4	3 1	-10

Technical Fouls: NONE

	TTU	CIN
Biggest lead	12 (2 nd 3:42)	7 (1 st 13:24)
Best Scoring Run	7 (2 nd 3:42)	8 (1 st 16:41)
Lead Changes	2	
Times Tied	5	
Time with Lead	26:23	09:55

Points from	TTU	CIN
-------------	-----	-----

2024-25 BOX SCORES

West Virginia 63, Cincinnati 50



Official Basketball Box Score - Final
West Virginia at Cincinnati
02/02/25 Fifth Third Arena, Cincinnati
Cincinnati vs. West Virginia

Game Time: 2:00 PM
Game Duration: 1:50
Attendance: 11,085

Officials: Roger Ayers, Doug Shows, Terry Oglesby

West Virginia - 63

Record: 14-7 (5-5)

NO.	Name	Min	FG	3P	FT	Rebounds	Fouls	TP	AS	TO	ST	Blocks	+/
			M-A	M-A	M-A	OR DR TOT	PF FD					BS BA	
11	Jonathan Powell	F 34:57	3-5	1-3	0-0	1 3 4	1 0	7	0	1	2	0 0	8
13	Amari Hansberry	F 24:27	4-9	0-2	0-0	2 9 11	1 3	8	2	1	1	0 0	10
5	Toby Okani	G 31:32	4-7	0-0	0-0	0 3 3	3 0	8	0	2	0	2 1	4
7	Javon Small	G 36:05	6-14	4-7	3-4	0 1 1	1 4	19	9	3	2	2 0	11
10	Sencire Harris	G 25:30	0-4	0-2	0-0	0 3 3	3 0	0	2	1	4	1 0	9
0	Eduardo Andre	15:33	2-6	0-0	1-2	1 1 2	2 1	5	1	0	1	2 0	3
3	KJ Tenner	16:15	0-0	0-0	0-0	0 1 1	2 0	0	0	3	2	0 0	6
1	Joseph Yesufu	15:17	6-6	4-4	0-0	0 4 4	2 1	16	0	0	0	0 0	12
8	Jake Auer	00:24	0-0	0-0	0-0	0 0 0	0 0	0	0	0	0	0 0	2
Team						1 1 2		0		2			
Totals			25-51	9-18	4-6	5 26 31	15 9	63	14	13	12	7 1	13

Technical Fouls: NONE

Shooting By Period		
1st FG%	16-29	55.2%
3PT%	6-11	54.5%
FT%	2-4	50%
2nd FG%	9-22	40.9%
3PT%	3-7	42.9%
FT%	2-2	100%
GM FG%	25-51	49.0%
3PT%	9-18	50.0%
FT%	4-6	66.7%

Dead Ball Rebounds: 2, 0

Cincinnati - 50

Record: 12-9 (2-8)

NO.	Name	Min	FG	3P	FT	Rebounds	Fouls	TP	AS	TO	ST	Blocks	+/
			M-A	M-A	M-A	OR DR TOT	PF FD					BS BA	
23	Dillon Mitchell	F 32:40	3-7	0-1	0-0	2 8 10	2 1	6	3	1	0	0 1	-4
41	Simas Lukosius	F 25:48	1-7	1-4	5-6	1 2 3	0 4	8	1	2	0	0 2	-16
55	Aziz Bandoago	C 18:04	1-4	0-0	0-0	1 3 4	3 1	2	0	1	1	0 0	-9
1	Day Day Thomas	G 31:19	4-14	2-5	0-0	0 3 4	1 1	10	2	3	4	0 3	-2
2	Jizzle James	G 18:43	0-8	0-1	0-0	0 1 1	1 2	0	1	3	1	0 0	-17
0	Dan Skillings Jr.	27:21	3-6	0-1	0-0	2 1 3	0 1	6	1	1	2	0 0	-5
22	Arrinton Page	03:54	0-0	0-0	0-0	1 0 1	0 0	0	0	2	0	0 0	-4
10	Josh Reed	19:56	1-2	0-1	4-4	1 2 3	0 2	6	1	1	0	0 0	-11
14	Tyler Betsey	09:52	2-3	1-2	0-0	0 0 0	0 1	5	0	0	0	1 0	-11
3	Rayvon Griffith	12:23	2-3	1-1	2-2	0 1 1	2 2	7	2	0	0	0 1	2
Team						3 0 3		0		0			
Totals			17-54	5-16	11-12	12 21 33	9 15	50	11	14	8	1 7	13

Technical Fouls: NONE

Shooting By Period		
1st FG%	7-27	25.9%
3PT%	4-10	40.0%
FT%	7-7	100%
2nd FG%	10-27	37.0%
3PT%	1-6	16.7%
FT%	4-5	80%
GM FG%	17-54	31.5%
3PT%	5-16	31.3%
FT%	11-12	91.7%

Dead Ball Rebounds: 0, 0

	WVU	CIN							
Biggest lead	22 (2 nd 7:47)	1 (1 st 17:15)	Points from	WVU	CIN	Period by Period Scoring			
Best Scoring Run	8 (1 st 10:44)	8 (2 nd 5:13)	Turnovers	20	13	1 st	2 nd	TOT	
Lead Changes	4		Paint	30	22	WVU	40	23	63
Times Tied	3		Second Chance	6	10		CIN	25	25
Time with Lead	36:34	00:45	Fast Breaks	4	9				
			Bench	21	24				

Cincinnati 84, BYU 66



Official Basketball Box Score - Final
BYU at Cincinnati
02/08/25 Fifth Third Arena, Cincinnati
Cincinnati vs. BYU

Game Time: 6:00 PM
Game Duration: 2:02
Attendance: 12,217

Officials: Bret Smith, Tyler Kumpt, James Duke

BYU - 66

Record: 15-8 (6-6)

NO.	Name	Min	FG	3P	FT	Rebounds	Fouls	TP	AS	TO	ST	Blocks	+/
			M-A	M-A	M-A	OR DR TOT	PF FD					BS BA	
0	Mawot Mag	F 14:00	0-1	0-0	0-0	0 2 2	2 0	0	1	2	0	0 0	-4
13	Keba Keita	C 19:25	4-6	0-0	0-2	1 2 3	2 2	8	0	1	0	0 0	-13
3	Egor Demin	G 26:24	5-13	1-6	1-1	0 0 0	0 1	12	2	2	1	0 1	-19
15	Richie Saunders	G 28:19	4-8	1-5	6-6	0 0 1	3 3	15	2	0	0	1 1	-35
21	Trevin Krell	G 22:18	1-3	1-3	0-0	0 1 1	1 0	3	2	0	1	0 0	-15
30	Dallin Hall	24:46	1-3	0-2	1-2	0 1 1	0 2	3	3	1	0	1 0	-14
6	Kanon Catchings	14:52	1-2	1-2	0-0	0 0 0	2 0	3	1	0	0	0 0	-3
25	Dawson Baker	19:22	3-6	3-4	0-0	0 3 3	0 0	9	0	2	0	0 1	7
45	Fousseyni Traore	10:35	1-1	0-0	0-0	1 2 3	1 0	2	1	1	0	0 0	-5
1	Trey Stewart	09:10	1-2	1-2	0-0	0 1 1	0 0	3	0	0	0	0 0	4
5	Mihailo Boskovic	09:10	3-6	2-4	0-0	0 1 1	0 0	8	1	1	0	0 0	4
2	Elijah Crawford	01:39	0-0	0-0	0-0	0 0 0	0 0	0	1	0	0	0 0	3
Team						1 0 1		0		2			
Totals			24-51	10-29	8-11	3 14 17	12 8	66	14	12	2	2 3	-18

Technical Fouls: NONE

Shooting By Period		
1st FG%	16-27	59.3%
3PT%	5-10	50.0%
FT%	5-5	100%
2nd FG%	8-24	33.3%
3PT%	5-19	26.3%
FT%	3-6	50%
GM FG%	24-51	47.1%
3PT%	10-29	34.5%
FT%	8-11	72.7%

Dead Ball Rebounds: 5, 0

Cincinnati - 84

Record: 14-9 (4-8)

NO.	Name	Min	FG	3P	FT	Rebounds	Fouls	TP	AS	TO	ST	Blocks	+/
			M-A	M-A	M-A	OR DR TOT	PF FD					BS BA	
23	Dillon Mitchell	F 27:21	2-3	0-0	2-2	0 2 2	3 2	6	1	0	1	2 0	15
41	Simas Lukosius	F 26:35	2-10	1-5	0-0	2 5 6	0 2	5	3	1	0	0 0	14
55	Aziz Bandoago	C 24:46	4-5	0-0	1-2	1 2 2	0 3	9	0	2	0	0 0	17
1	Day Day Thomas	G 26:36	7-9	1-1	0-0	0 4 4	2 1	15	4	3	1	0 0	17
2	Jizzle James	G 27:35	9-14	6-8	0-0	0 0 0	0 0	24	3	3	0	0 1	12
0	Dan Skillings Jr.	20:59	4-5	0-0	0-2	4 1 5	2 1	8	1	0	1	1 0	19
10	Josh Reed	17:32	4-7	1-3	3-3	1 1 2	1 1	12	1	1	0	0 0	15
5	CJ Fredrick	11:56	1-1	1-1	0-0	0 0 0	0 1	3	2	1	0	0 0	6
22	Arrinton Page	06:17	0-1	0-0	0-0	1 1 2	0 1	0	2	0	0	0 1	7
14	Tyler Betsey	08:48	1-3	0-2	0-0	0 1 1	0 0	2	0	0	0	0 0	-13
3	Rayvon Griffith	01:35	0-0	0-0	0-0	0 0 0	0 0	0	0	0	0	0 0	-4
Team						4 4 8		0		1			
Totals			34-58	10-20	6-9	11 21 32	8 12	84	17	11	4	3 2	18

Technical Fouls: NONE

Shooting By Period		
1st FG%	15-24	62.5%
3PT%	6-12	50.0%
FT%	3-5	60%
2nd FG%	19-34	55.9%
3PT%	4-8	50.0%
FT%	3-4	75%
GM FG%	34-58	58.6%
3PT%	10-20	50.0%
FT%	6-9	66.7%

Dead Ball Rebounds: 2, 1

	BYU	CIN							
Biggest lead	5 (1 st 18:34)	21 (2 nd 1:57)							
Best Scoring Run	10 (1 st 4:10)	18 (2 nd 12:48)							
Lead Changes	9								
Times Tied	4								
Time with Lead	05:35	33:28							
			Points from	BYU	CIN	Period by Period Scoring			
			Turnovers	12	24	1 st	2 nd		
			Paint	28	30	TOT			
			Second Chance	0	16	BYU	42	24	66
			Fast Breaks	9	4				
			Bench	28	25	CIN	39	45	84

Cincinnati 93, UCF 83



Official Basketball Box Score - Final
Cincinnati at UCF
02/05/25 Addition Financial Arena, Orlando
2024-25 Men's Basketball

Game Time: 7:00 PM
Game Duration: 2:11
Attendance: 7,421

Officials: Kipp Kasinger, Paul Szetz, Michael Greenstein

Cincinnati - 93

Record: 13-9 (3-8)

NO.	Name	Min	FG	3P	FT	Rebounds	Fouls	TP	AS	TO	ST	Blocks	+/
			M-A	M-A	M-A	OR DR TOT	PF FD					BS BA	
23	Dillon Mitchell	F 31:00	9-14	0-1	1-2	2 4 6	1 1	19	3	2	1	1 0	14
41	Simas Lukosius	F 28:35	2-7	1-6	2-3	0 1 1	1 2	7	2	0	2	0 0	4
55	Aziz Bandoago	C 32:19	7-8	0-0	2-4	2 4 6	2 6	16	2	2	2	1 0	11
1	Day Day Thomas	G 33:55	9-15	1-2	1-2	1 2 3	2 1	20	6	1	1	1 2	3
2	Jizzle James	G 18:16	5-7	0-1	5-7	0 3 3	4 4	15	4	2	2	0 0	8
0	Dan Skillings Jr.	16:48	3-5	1-1	1-1	0 3 3	1 2	8	1	3	0	0 0	-3
10	Josh Reed	10:23	0-3	0-1	0-0	0 0 0	0 4	1	0	0	0	1 1	2
5	CJ Fredrick	12:43	0-0	0-0	0-0	0 1 1	0 1	0	0	0	0	0 0	6
14	Tyler Betsey	12:20	3-5	2-4	0-0	0 0 0	0 3	0	0	0	0	0 0	6
3	Rayvon Griffith	03:08	0-1	0-0	0-0	1 1 2	0 0	0	0	0	0	0 0	-1
22	Arrinton Page	00:33	0-0	0-0	0-0	0 0 0	0 0	0	0	0	0	0 0	0
Team						1 1 2		0		0			
Totals			38-65	5-16	12-19	7 20 27	18 18	93	18	10	9	4 4	10

Technical Fouls: NONE

UCF - 83

Record: 13-9 (4-7)

NO.	Name	Min	FG M-A	3P M-A	FT M-A	Rebounds OR DR TOT	Fouls PF FD	TP	AS	TO	ST	Blocks BS BA	+/-
52	Moustapha Thiam	C 32:47	6-13	0-3	2-2	5 3 8	4 1	14	2	1	1	1 0	0
0	Jordan Ivy-Curry	G 29:47	4-7	2-4	1-2	1 2 3	2 2	11	0	1	0	0 0	5
3	Darius Johnson	G 37:31	8-15	2-6	3-4	3 2 5	3 4	21	6	5	0	0 1	-11
4	Keyshawn Hall	G 36:58	8-18	1-3	6-8	3 4 7	3 9	23	3	6	0	1 2	-14
6	Dallan "Deebo" Coleman	G 25:51	1-2	0-1	0	1 5 6	4 1	2	1	1	2	0 0	4
7	JJ Taylor	G 34:44	0-1	0-1	0-0	0	0	0	0	0	0	0 1	-11
1	Mike Williams	C 03:52	0-1	0-1	0-0	0	0	0	0	0	0	0 0	0
35	Rokas Jocius	O 04:24	0-0	0-0	0	2 2 4	1 0	0	0	1	0	0 0	-6
7	Dior Johnson	O 10:21	2-5	0-2	2-2	0 1 1	0	6	0	0	0	0 0	-2
5	Benny Williams	O 12:32	3-3	0-0	0	1 1 2	0	6	1	0	0	1 0	-3
22	Nils Machowski	O 11:15	0-1	0-1	0-0	0	0	0	0	0	0	0 0	-3
Team						1 2 3		0					
Totals			32-67	5-22	14-18	17 22 39	18 18	83	13	16	3	4 4	-10

2024-25 BOX SCORES

No. 10 Iowa State 81, Cincinnati 70



Official Basketball Box Score - Final
Cincinnati at #10 Iowa State
02/15/25 James H. Hillen Coliseum, Ames, Iowa
2024-25 Men's Basketball

Game Time: 3:05 PM
Game Duration: 2:04
Attendance: 14,287

Officials: Tony Padilla, Robert Felder, Chris Pasi

Cincinnati - 70

Record: 15-10 (5-9)

NO. Name	Min	FG	3P	FT	Rebounds	Fouls	TP	AS	TO	ST	Blocks	+/-
		M-A	M-A	M-A	OR DR TOT	PF FD					BS BA	
23 Dillon Mitchell	F 24:30	2-3	0-0	0-0	1 4 5	0 4	0	2	3	1	0	-5
41 Simas Lukosius	F 24:15	3-7	3-6	0-0	0 2 2	1 0	9	1	1	0	0	-11
55 Aziz Bandoago	C 31:54	4-5	0-0	2-2	1 2 3	3 2	10	0	2	2	0	-8
1 Day Day Thomas	G 33:10	4-13	1-6	4-5	0 0 0	4 6	13	4	2	0	0	-7
2 Jizzle James	G 27:10	9-16	5-9	2-2	0 1 1	5 1	25	2	5	0	0	-2
0 Dan Skillings Jr.	14:16	0-3	0-2	1-2	0 1 1	1 1	1	2	2	0	1	-10
10 Josh Reed	23:24	2-5	2-4	0-0	2 1 3	3 1	6	0	0	2	0	-9
5 CJ Fredrick	02:05	0-0	0-0	0-0	0 0 0	0 0	0	0	0	0	0	-4
14 Tyler Betsey	18:47	1-2	0-0	0-0	0 1 1	0 0	2	0	0	0	0	1
22 Arrinten Page	00:29	0-0	0-0	0-0	0 0 0	1 0	0	0	0	0	0	0
Team					1 2 3		0					
Totals	25:54	11-27	9-11		5 14 19	24 11	70	9	14	7	4	1-11

Technical Fouls: Bandoago 2nd 10:19 Coach 2nd 6:55 Reed 2nd 1:06

#10 Iowa State - 81

Record: 20-5 (10-4)

NO. Name	Min	FG	3P	FT	Rebounds	Fouls	TP	AS	TO	ST	Blocks	+/-
		M-A	M-A	M-A	OR DR TOT	PF FD					BS BA	
2 Joshua Jefferson	F 32:19	5-9	0-0	3-4	2 5 7	2 4	13	2	4	3	0	2 16
22 Milan Momcilovic	F 28:37	5-10	2-5	0-0	0 2 2	0 0	12	1	0	0	0	0 10
1 Dishon Jackson	C 16:05	2-4	0-1	2-2	2 1 3	4 1	6	1	2	0	1	1 6
3 Tamin Lipsey	G 30:40	3-3	2-2	3-5	1 4 5	0 6	11	0	3	4	0	0 9
10 Keshon Gilbert	G 32:23	2-5	1-1	3-4	0 5 5	3 3	8	4	5	2	0	0 7
0 Nate Heise	14:54	0-1	0-1	0-0	1 1 2	0 0	0	0	1	0	0	0 1
5 Curtis Jones	29:07	4-13	2-8	12-12	1 5 6	2 4	22	3	0	0	1	5
33 Brandon Chatfield	15:55	3-4	0-0	3-3	5 1 6	2 3	9	0	0	1	0	0 1
Team					0 1 1		0					
Totals	24:49	7-18	26-30	12 25 37	13 21	81	11	18	10	1	4	11

Technical Fouls: Gilbert 1st 3:39 Jackson 2nd 10:19

	CIN	ISU
Biggest lead	3 (1 st 1:11)	12 (1 st 9:56)
Best Scoring Run	8 (1 st 8:25)	10 (2 nd 10:45)
Lead Changes	4	
Times Tied		
Time with Lead	03:14	31:20

Points from	CIN	ISU
Turnovers	13	20
Paint	18	30
Second Chance	2	17
Fast Breaks	4	6
Bench	9	31

Period by Period Scoring			
	1st	2nd	TOT
CIN	39	31	70
ISU	39	42	81

Game Notes: Class A Technical: ISU #10 Gilbert (1:39, 1st); CIN #55 Bandoago (10:19, 2nd); ISU #1 Jackson (10:19, 2nd); CIN Coach (6:55, 2nd); CIN #10 Reed (1:06, 2nd) • Fouled Out: CIN #23 Mitchell (5:30); CIN #2 James (2:56) •

West Virginia 62, Cincinnati 59



Official Basketball Box Score - Final
Cincinnati at West Virginia
02/15/25 WVU Coliseum, Morgantown, W.Va.
2024-25 Men's Basketball

Game Time: 7:00 PM
Game Duration: 2:15
Attendance: 10,693

Officials: Doug Simons, Chance Moore, Tommy Johnson

Cincinnati - 59

Record: 15-11 (5-10)

NO. Name	Min	FG	3P	FT	Rebounds	Fouls	TP	AS	TO	ST	Blocks	+/-
		M-A	M-A	M-A	OR DR TOT	PF FD					BS BA	
23 Dillon Mitchell	F 32:31	5-8	0-1	0-2	2 2 4	0 2	10	0	1	0	0	0
55 Aziz Bandoago	C 25:32	1-1	0-0	2-4	3 7 10	1 4	4	0	0	0	3	-9
1 Day Day Thomas	G 35:22	5-15	3-6	0-1	1 1 2	0 2	13	2	1	1	0	-5
2 Jizzle James	G 25:43	6-20	1-8	0-0	0 3 3	4 2	13	3	0	0	0	-1
10 Josh Reed	G 27:29	2-6	0-1	0-0	0 1 1	5 0	4	3	0	1	0	-3
0 Dan Skillings Jr.	21:03	4-5	2-2	0-0	2 5 7	3 0	10	0	1	2	1	0
5 CJ Fredrick	08:34	0-0	0-0	0-0	0 1 1	0 0	0	0	0	0	0	0
14 Tyler Betsey	18:28	2-6	1-5	0-0	1 1 2	2 0	5	0	1	0	0	0
22 Arrinten Page	02:58	0-0	0-0	0-0	0 0 0	0 0	0	0	0	0	0	0
3 Rayvon Griffith	02:20	0-0	0-0	0-0	0 0 0	0 0	0	0	0	0	0	-3
Team					1 1 2		0					
Totals	25:51	7-23	2-7	10 22 32	15 10	59	8	6	4	4	2	-3

Technical Fouls: NONE

West Virginia - 62

Record: 16-10 (7-8)

NO. Name	Min	FG	3P	FT	Rebounds	Fouls	TP	AS	TO	ST	Blocks	+/-
		M-A	M-A	M-A	OR DR TOT	PF FD					BS BA	
11 Jonathan Powell	F 35:35	5-12	2-7	0-1	1 8 9	0 2	12	0	1	0	0	5
13 Amani Hansberry	F 26:51	6-13	2-4	3-4	7 6 13	2 3	17	2	3	0	0	2
5 Toby Okani	G 23:57	1-6	0-1	0-0	1 0 1	1 0	2	2	0	0	1	0
7 Javon Small	G 36:27	5-11	2-5	4-4	1 2 3	0 3	16	4	3	0	2	10
10 Senecire Harris	G 30:17	2-4	0-0	2-2	1 5 6	2 3	6	1	1	0	0	2
0 Eduardo Andre	13:05	1-3	0-0	1-1	1 3 4	4 2	3	2	0	1	1	1
1 Joseph Yesulu	22:41	2-6	0-1	2-2	0 3 3	0 1	6	0	1	1	0	1
3 KJ Tanner	11:07	0-0	0-0	0-0	0 0 0	1 1	0	1	0	0	0	-6
Team					0 1 1		0					
Totals	22:55	6-18	12-14	12 28 40	10 15	62	12	10	2	2	4	3

Technical Fouls: NONE

	CIN	WVU
Biggest lead	6 (2 nd 9:44)	9 (1 st 8:26)
Best Scoring Run	7 (1 st 4:18)	9 (2 nd 4:19)
Lead Changes	7	
Times Tied	6	
Time with Lead	11:00	25:27

Points from	CIN	WVU
Turnovers	11	8
Paint	26	30
Second Chance	3	8
Fast Breaks	7	4
Bench	15	9

Period by Period Scoring			
	1st	2nd	TOT
CIN	27	32	59
WVU	29	33	62

Cincinnati 75, TCU 63



Official Basketball Box Score - Final
TCU at Cincinnati
02/22/25 Fifth Third Arena, Cincinnati, OH
Cincinnati vs. TCU

Game Time: 12:00 PM
Game Duration: 1:58
Attendance: 10,648

Officials: Bret Smith, Tyler Kumpf, Randi Anders

TCU - 63

Record: 15-12 (8-8)

NO. Name	Min	FG	3P	FT	Rebounds	Fouls	TP	AS	TO	ST	Blocks	+/-
		M-A	M-A	M-A	OR DR TOT	PF FD					BS BA	
15 David Punch	F 33:10	8-13	1-2	1-2	3 3 6	3 2	18	3	1	2	1	1 -8
8 Ernest Udeh Jr.	C 26:48	2-2	0-0	0-0	2 4 6	2 1	4	0	2	0	1	0 -10
0 Brendan Wenzel	G 15:01	1-4	1-4	0-0	1 1 2	2 1	3	1	0	0	0	-4
3 Vasean Allette	G 31:58	6-18	1-4	0-0	1 5 6	2 2	13	4	3	3	0	1 -8
21 Noah Reynolds	G 30:56	4-15	0-6	0-0	0 1 1	0 0	8	3	0	0	0	-13
5 Micah Robinson	06:50	0-2	0-1	0-0	0 1 1	0 1	0	1	0	0	0	-4
13 Trazarien White	25:17	3-8	2-4	2-2	1 1 2	2 2	10	2	1	1	0	-4
41 Jace Posey	16:48	2-3	1-2	0-0	1 1 2	2 0	5	0	1	0	2	-7
32 Malick Diallo	13:12	1-1	0-0	0-0	1 0 1	3 0	2	0	1	0	1	-2
Team					3 2 5		0					
Totals	27:66	6-23	3-4	13 19 32	16 9	63	14	10	6	5	4	-12

Technical Fouls: Diallo 1st 13:02

Cincinnati - 75

Record: 16-11 (6-10)

NO. Name	Min	FG	3P	FT	Rebounds	Fouls	TP	AS	TO	ST	Blocks	+/-
		M-A	M-A	M-A	OR DR TOT	PF FD					BS BA	
23 Dillon Mitchell	F 32:55	4-5	0-0	4-4	6 7 13	2 2	12	1	0	1	0	0 12
55 Aziz Bandoago	C 27:13	3-4	0-0	1-2	1 5 6	0 2	7	1	0	1	2	0 11
1 Day Day Thomas	G 32:56	5-15	1-6	2-2	0 3 3	1 2	13	3	2	2	0	1 13
2 Jizzle James	G 28:29	7-16	1-6	3-3	0 4 4	3 3	18	4	3	0	0	10
10 Josh Reed	G 26:52	5-5	1-1	2-2	1 1 2	1 3	13	0	0	0	0	6
0 Dan Skillings Jr.	21:01	3-7	1-2	0-0	1 3 4	2 1	7	1	1	1	2	2 6
5 CJ Fredrick	07:55	0-1	0-1	0-0	0 0 0	0 0	0	0	0	0	0	-6
22 Arrinten Page	02:27	0-0	0-0	0-0	0 1 1	1 0	0	0	0	0	0	-1
14 Tyler Betsey	17:56	1-6	0-4	3-4	2 0 2	0 2	5	1	0	0	0	2 11
3 Rayvon Griffith	02:16	0-2	0-0	0-0	1 0 1	0 0	0	0	0	0	0	-4
Team					0 3 3		0					
Totals	28:51	4-20	15-17	12 27 39	10 15	75	11	8	5	4	5	12

Technical Fouls: Page 1st 13:02

	TCU	CIN
Biggest lead	0 (1 st 20:00)	20 (2 nd 10:30)
Best Scoring Run	6 (1 st 6:59)	13 (1 st 14:25)
Lead Changes	0	
Times Tied	0	
Time with Lead	00:00	39:29

Points from	TCU	CIN
Turnovers	9	10
Paint	40	40
Second Chance	18	14
Fast Breaks	4	9
Bench	17	12

Period by Period Scoring			
	1st	2nd	TOT
TCU	24	39	63
CIN	31	44	75

Cincinnati 69, Baylor 67



Official Basketball Box Score - Final
Baylor at Cincinnati
02/25/25 Fifth Third Arena, Cincinnati
Cincinnati vs. Baylor

Game Time: 7:00 PM
Game Duration: 2:09
Attendance: 10,598

Officials: Tony Padilla, Brooks Wells, James Breeding

Baylor - 67

Record: 16-12 (8-9)

NO. Name	Min	FG	3P	FT	Rebounds	Fouls	TP	AS	TO	ST	Blocks	+/-
		M-A	M-A	M-A	OR DR TOT	PF FD					BS BA	
15 Norchad Omier	F 32:11	7-12	0-1	1-1	6 4 10	4 2	15	3	4	0	1	0 4
1 Robert Wright	G 18:24	2-5	2-3	0-0	0 1 1	1 1	6	4	4	1	0	-4
7 V.J. Edgecombe	G 35:56	6-13	5-8	1-2	1 4 5	3 3	18	3	2	2	0	-2
13 Langston Love	G 34:58	3-10	1-6	2-2	0 3 3	0 3	9	3	0	0	0	-4
32 Jalen Celestine	G 27:50	3-5	2-4	0-0	0 7 7	2 0	8	1	1	0	0	-13
2 Jayden Nunn	20:11	1-3	1-2	0-0	0 0 0	0 2	0	3	1	0	0	1

SINGLE-GAME TEAM RECORDS

HIGHS

Points

127	v. North Texas State	1957-58
123	v. St. Joseph's (Pa.)	1959-60
	v. North Texas State	1959-60
122	v. St. Joseph's (Ind.)	1976-77
120	v. Kent State	1976-77

Points (Two Teams)

232	UC 119, Morehead St. 113	1957-58
-----	--------------------------	---------

Points (One Half)

69	v. North Texas State	1957-58
68	v. DePaul	1997-98

Field Goals Made

55	v. St. Joseph's (Ind.)	1975-76
	v. Wright State	1976-77
51	v. Northeast Illinois	1973-74
50	v. multiple opponents	

Field Goals Attempted

132	v. Cedarville	1949-50
113	v. Cedarville	1950-51
	v. Western Reserve	1951-52
112	v. Wilmington	1951-52
109	v. Western Reserve	1952-53

Field Goal Percentage

.672	v. E. Michigan (41-61)	1996-97
.667	v. St. Francis (Pa.) (32-48)	1990-91
.655	v. Austin Peay (38-58)	1992-93
.647	v. Central Florida (33-51)	2014-15
.647	v. F. Dickinson (44-68)	2016-17
.643	v. Memphis (27-42)	1986-87
	v. Kent State (36-56)	1990-91

3-Point Field Goals Made

24	v. Oakland	1998-99
18	v. Louisiana-Monroe	2001-02
17	v. Tulane	2/7/23
17	v. Arizona	11/20/22
17	v. Wofford	2006-07
16	v. West Virginia	3/12/24
16	v. Detroit Mercy	11/10/23
16	v. Tulsa	1/20/22
16	v. Memphis	1/9/22
16	v. Chicago State	2011-12
15	v. Tulsa	2017-18

3-Point Field Goals Attempted

48	v. Tulane	2/7/23
48	v. Oakland	1998-99
39	v. Savannah State	2017-18
38	v. West Virginia	3/12/24
36	v. Tulsa	2/12/22
	v. Eastern Kentucky	2008-09
	v. Temple	1993-94
	v. Coppin State	2001-02
35	v. Georgia Tech	11/22/23
	v. Chicago State	2011-12
34	v. Louisiana-Monroe	2001-02
	v. Chicago State	2013-14
	v. USF	2016-17
	v. Arizona	11/20/22
	v. Detroit Mercy	12/21/22
	v. Detroit Mercy	11/10/23
33	v. Memphis	2019-20
	v. Houston	2020-21

3-Point Field Goal Percentage (min: 5 made)

.833	v. Regis (5-6)	1986-87
.750	v. Central Florida (6-8)	2014-15
.741	v. Duke (5-7)	1998-99
.682	v. Tulsa (15-22)	2017-18
.667	v. Massachusetts (8-12)	1992-93
.643	v. Temple (9-14)	2014-15
.636	v. Stony Brook (7-11)	2014-15
.632	v. Vermont (12-19)	2019-20

Free Throws Made

42	v. Louisville	2002-03
41	v. Arkansas-Pine Bluff	2015-16
38	v. UAB	1997-98
38	at UConn (AAC)	2016-17
37	v. North Texas State	1957-58
36	v. Bradley	1956-57

Free Throws Attempted

59	v. Arkansas-Pine Bluff	2015-16
58	v. Louisville	2002-03
55	v. UAB	1997-98
55	v. Bowling Green	2019-20
51	v. North Texas State	1957-58
49	v. Miami (OH)	1952-53
	v. Miami (OH)	1956-57
	v. Arkansas	1995-96

Free Throw Percent (min. 8x= made)

1.000	v. Loyola (Ill.) (12-12)	1986-87
	v. Saint Louis (8-8)	1992-93
	v. Temple (17-17)	1995-96
	v. Louisville (18-18)	2005-06
	at Texas Tech (10-10)	2/3/24

Rebounds

84	v. Union	1954-55
82	v. Kent State	1952-53
80	v. Tennessee	1955-56
	v. North Texas State	1957-58

Rebound Margin

+48	v. Chicago State	2013-14
+45	v. Tennessee	1955-56
+43	v. Union	1954-55
+40	v. Case Western Reserve	1952-53
	v. North Texas State	1957-58

Assists

41	v. St. Joseph's (Ind.)	1975-76
32	v. Robert Morris	2015-16
29	v. Fairleigh Dickinson	2016-17
28	v. Pacific	1958-59
27	(last vs. UAPB, 11/4/24)	

Steals

23	v. Ark.-Little Rock	2012-13
20	v. Tulane	1978-79
	v. Howard	1996-97
19	v. Akron	1976-77
	v. Arkansas-Pine Bluff	2015-16
18	v. Bowling Green	1989-90
	v. Wyoming	1995-96

Blocked Shots

18	v. Marquette	2005-06
15	v. Iowa State	1999-00
14	v. DePaul	1997-98
13	v. Memphis	1999-00
	v. Miami (Ohio)	2004-05

Turnovers

31	v. Cleveland State	1973-74
----	--------------------	---------

29	v. Pittsburgh	1978-79
	v. Tulane	1978-79
	v. Xavier	1997-98
	v. Central Michigan	2006-07

Personal Fouls

39	v. William & Mary	1951-52
38	v. Morehead State	1955-56
	v. Louisville	1985-86
37	v. Miami (Ohio)	1951-52

Disqualifications

5	v. William & Mary	1950-51
	v. St. Bonaventure	1950-51

Overtime Periods

7	v. Bradley	1981-82
	(75-73 UC win), NCAA Record	

Fewest Points Scored

11	v. Kentucky	1983-84
31	v. Louisville	1980-81
37	v. Louisville	1983-84
38	v. Georgia Tech	1977-88

Fewest Field Goals Made

5	v. Kentucky	1983-84
12	v. Memphis	2008-09
	v. LaSalle	1948-49
13	v. Saint Louis	1960-61
	v. Connecticut	2013-14

Fewest Field Goals Attempted

12	v. Kentucky	1983-84
----	-------------	---------

Lowest Field Goal Percentage

.156	v. LaSalle (12-77)	1948-49
.207	v. Butler (17-82)	1948-49
.215	v. Butler (17-79)	1948-49
.222	v. Duquesne (14-63)	1951-52
.243	v. Miami (Ohio) (17-71)	1948-49

Fewest 3-Point Field Goals Made

0	(last vs. Tulane, 2014-15)	
---	----------------------------	--

Fewest 3-Point Field Goals Att.

2	v. South Carolina	1988-89
	v. Morehead State	1986-87

Lowest 3-Point FG Percentage

.000	v. multiple opponents	
------	-----------------------	--

Fewest Free Throws Made

0	v. Georgia Tech	1977-78
1	v. VCU	1978-79
	v. Kentucky	1983-84
	v. Pittsburgh	2013-14
	v. Kansas	2024-25
	v. BYU	2024-25

Fewest Free Throws Attempted

0	v. Georgia Tech	1977-78
2	v. Kansas	2024-25
	v. Louisville	2008-09
	v. Kentucky	1983-84
	v. Tulane	1982-83
3	v. Brown	1973-74
	v. Pittsburgh	2013-14

Lowest Free Throw Percentage

.143	v. Louisville (1-7)	2011-12
.222	v. UNC Wilmington (2-9)	2000-01
.240	v. Tulsa (6-25)	1968-69
.286	v. Toledo (4-14)	1951-52

.286	v. West Virginia (2-7)	2024-25
.300	v. Tulsa (3-10)	1966-67
	v. East Carolina (3-10)	2001-02

Fewest Rebounds

9	v. Kentucky	1983-84
13	v. Georgia Tech	1977-78
15	v. Louisville	1980-81

Fewest Assists

1	v. Xavier	1968-69
2	v. multiple opponents	

Fewest Steals

0	v. multiple opponents	
---	-----------------------	--

Fewest Blocked Shots

0	v. multiple opponents	
---	-----------------------	--

Fewest Turnovers

3	v. Ohio State	1960-61
	v. Louisville	1984-85
	v. Boston University	2001-02
	v. Villanova	2011-12
	v. Memphis	2013-14
	v. Texas Southern	2016-17
	v. Memphis	2017-18
4	v. Virginia Tech	1982-83
	v. Charlotte	2000-01
	v. Middle Tennessee	2003-04
	v. Georgetown	2005-06
	at Houston	2018-19
	v. Detroit Mercy	12/21/22
	at South Florida	1/18/23
	v. Morehead State	11/8/24

Fewest Personal Fouls

5	v. Chaminade	11/7/22
	v. Southern Miss	1985-86
	v. VCU	2014-15
6	v. Nicholls	2024-25
	v. Kansas	2024-25
7	v. multiple opponents	

Fewest Records begin with 1946-47



Leonard Stokes scored 31 points while Cincinnati set a school record, making 42 free throws in a 101-80 win over Louisville on Feb. 21, 2003.

SINGLE-GAME INDIVIDUAL RECORDS

Minutes Played

73	Bobby Austin v. Bradley	1981-82
64	Dwight Jones v. Bradley	1981-82
63	Junior Johnson v. Bradley	1981-82
	Mike Williams v. Bradley	1981-82
60	David Kennedy v. Memphis	1980-81
56	Troy Caupain vs. UConn	2015-16

Points

62	Oscar Robertson v. North Texas	1959-60
56	Oscar v. Seton Hall	1957-58
	Oscar Robertson v. Arkansas	1957-58
50	Oscar Robertson v. St. Louis	1957-58
	Oscar Robertson v. Wich. State	1957-58
	Oscar Robertson v. Iowa	1959-60

Field Goals Made

23	Oscar Robertson v. N. Texas St.	1959-60
22	Oscar Robertson v. Seton Hall	1957-58
21	Oscar Roberston v. Arkansas	1957-58
19	Larry Imburgia v. Cedarville	1950-51
	Oscar Robertson v. Kansas	1959-60

Field Goals Attempted

36	Oscar Robertson v. Arkansas	1957-58
34	Oscar Robertson v. Miami (OH)	1958-59
33	Jack Twyman v. WKU	1954-55
	Oscar Robertson v. Iowa	1959-60
32	Jack Twyman v. Ball State	1954-55
	Oscar Robertson v. Seton Hall	1957-58
	Oscar Robertson v. Bradley	1959-60
	Oscar Robertson v. Wichita St.	1959-60
	LaZelle Durden v. Wyoming	1994-95

Field Goal Percentage (min. 10 made)

.933	Danny Fortson v. E. Mich. (14-15)	1996-97
.923	George Wilson v. Ohio (12-13)	1962-63
.917	Kenyon Martin v. UNLV (11-12)	1998-99
.909	Erik Martin v. SEMO (10-11)	1992-93
	Eric Hicks v. DePaul (10-11)	2004-05

3-Point Field Goals Made

10	Melvin Levett v. E. Kentucky	1997-98
9	Landers Nolley II vs. Arizona	11/21/22
	LaZelle Durden v. Memphis	1993-94
	Deonta Vaughn v. Wofford	2006-07
	Deonta Vaughn v. C. Carolina	2007-08
8	Nick Van Exel v. Temple	1992-93
	LaZelle Durden v. Temple	1993-94
	LaZelle Durden v. Austin Peay	1993-94
	LaZelle Durden v. Chgo State	1993-94
	LaZelle Durden v. Saint Louis	1993-94
	LaZelle Durden v. Dayton	1993-94
	Melvin Levett v. Oakland	1998-99
	Steve Logan v. Oakland	1998-99
	Field Williams v. Coppin State	2003-04
	Tony Bobbitt v. USF	2003-04
	Deonta Vaughn v. UConn	2007-08
	Sean Kilpatrick v. N.C. A&T	2012-13
	Simas Lukosius v. San Fran.	2023-24

3-Point Field Goals Attempted

20	LaZelle Durden v. Wyoming	1994-95
17	LaZelle Durden v. Temple	1993-94
	LaZelle Durden v. Dayton	1993-94
	Deonta Vaughn v. Wofford	2006-07
16	Darnell Burton v. Miss. State	1995-96
	Melvin Levett v. Oakland	1998-99
	Deonta Vaughn v. USF	2006-07

3-Point Field Goal Percentage (min. 5 made)

1.000	Field Williams v. Louisville (5-5)	2001-02
1.000	Marcus Sikes v. G'town (5-5)	2006-07
1.000	Sean Kilpatrick v. Wright State (5-5)	2010-11
1.000	Justin Jenifer v. SMU (5-5)	2018-19
.833	Darnell Burton v. Xavier (5-6)	1995-96
.800	Field Williams v. Cop. State (8-10)	2003-04
	.800 Simas Lukosius vs. San Fran. (8-10)	3/20/24

2024-25 CINCINNATI MEN'S BASKETBALL

Free Throws Made

22	Oscar Robertson v. North Texas	1958-59
20	Oscar Robertson v. Wichita St.	1957-58
19	Deonta Vaughn v. Notre Dame	2008-09
	Oscar Robertson v. St. B'venture	1959-60
18	Oscar Robertson v. Drake	1959-60
	Bobby Brannen v. Minnesota	1997-98

Free Throws Attempted

25	Oscar Robertson v. North Texas St.	1958-59
	Oscar Robertson v. St. Bonaventure	1959-60
22	Deonta Vaughn v. Notre Dame	2008-09
	Oscar Robertson v. Miami (OH)	1957-58
	Jarron Cumberland v. Temple	2019-20
21	Oscar Robertson v. Wichita St.	1957-58
	Chris McNeal v. BGSU	2019-20
20	Oscar Robertson v. New York	1958-59
	Oscar Robertson v. Drake	1959-60
	Bobby Brannen v. Minnesota	1997-98
	Jason Maxiell v. Valparaiso	2003-04

Free Throw Percentage (min. 10 made)

Sean Kilpatrick v. IA State (16-16)	2012-13
Oscar Robertson v. Xavier (14-14)	1957-58
Bobby Brannen v. SOscar Miss. (14-14)	1997-98
Oscar Robertson v. Seton Hall (12-12)	1957-58
Steve Logan v. IA State (12-12)	1999-00
David Delulius v. Houston (12-12)	2021-22
Steve Logan v. USF (11-11)	2000-01
Sean Kilpatrick v. L'ville (11-11)	2013-14
Junior Johnson v. Xavier (10-10)	1982-83
Bobby Brannen v. Morehead (10-10)	1997-98
Steve Logan v. W. Forest (10-10)	2001-02
Eric Hicks v. Louisville (10-10)	2005-06
Yancy Gates v. G'town (10-10)	2010-11

Rebounds

33	Connie Dierking v. Loyola (La.)	1956-57
31	Connie Dierking v. North Texas	1957-58
30	Jack Twyman v. Miami (Ohio)	1954-55
	Connie Dierking v. GW	1955-56

Assists

16	Steve Logan v. Coppin State	2001-02
15	Eddie Lee v. Seton Hall	1978-79
13	Oscar Robertson v. K-State	1958-59
12	Oscar Robertson v. Pacific	1958-59
	Oscar Robertson v. DePaul	1959-60
	Dean Foster v. Wichita State	1965-66
	Eddie Lee v. West Virginia	1978-79
	Eddie Lee v. Florida State	1978-79
	Eddie Lee v. North Carolina	1979-80
	Elinaldo Givens v. S. Florida	1987-88
	David Delulius v. SMU	2020-21
	David Delulius v. ECU	1/11/23

Steals

8	Dick Dallmer v. Xavier	1948-49
	Tony Bobbitt v. Coppin State	2003-04
7	Michael Horton v. Louisville	1997-98
	Cashmere Wright v. Villanova	2011-12
6	Brian Williams v. Kent State	1976-77
	Brian Williams v. St. Joe's (Ind.)	1976-77
	Eddie Lee v. Rutgers	1976-77
	Bobby Austin v. Tulane	1978-79
	Kenneth Henry v. ECU	1985-86
	Ronnie Ellison v. NKU	1987-88
	Ronnie Ellison v. VA Tech	1987-88
	Allen Jackson v. Saint Louis	1991-92
	Terry Nelson v. GA Southern	1992-93
	Erik Martin v. Xavier	1992-93
	Charles Williams v. Howard	1996-97
	Kenyon Martin v. Nicholls State	1998-99
	Deonta Vaughn v. NC State	2006-07
	Cashmere Wright v. Villanova	2011-12
	Sean Kilpatrick v. Ark.-Pine Bluff	2011-12

Blocked Shots

10	Rick Roberson v. Bradley	1966-67
	Jim Ard v. Miami (Ohio)	1968-69

	Kenyon Martin v. DePaul	1997-98
	Kenyon Martin v. Memphis	1999-00
	Eric Hicks v. Marquette	2005-06
8	George Wilson v. Dayton	1963-64
	Kenyon Martin v. Louisville	1997-98
	Eric Hicks v. Xavier	2003-04
	Jason Maxiell v. Houston	2004-05
	Viktor Lakhin v. SMU	1/14/23

Turnovers

11	Dean Foster v. Wichita State	1965-66
10	Derrek Dickey v. Louisville	1971-72
	Dwight Jones v. Augustana	1979-80

TRIPLE DOUBLES

Oscar Robertson v. Pacific (39 points, 23 rebounds, 10 assists)	Dec. 17, 1958
Oscar Robertson v. Miami (Ohio) (43 points, 21 rebounds, 10 assists)	Feb. 17, 1959
Oscar Robertson v. Wichita State (34 points, 14 rebounds, 11 assists)	Feb. 21, 1959
Oscar Robertson v. Kansas State (24 points, 17 rebounds, 13 assists)	Mar. 14, 1959
Oscar Robertson v. Louisville (39 points, 17 rebounds, 10 assists)	Mar. 21, 1959
Oscar Robertson v. Indiana State (45 points, 23 rebounds, 10 assists)	Dec. 1, 1959
Oscar Robertson v. Bradley (42 points, 22 rebounds, 10 assists)	Dec. 22, 1959
Oscar Robertson v. N. Texas State (16 points, 11 rebounds, 11 assists)	Feb. 8, 1960
Oscar Robertson v. California (18 points, 10 rebounds, 10 assists)	Mar. 18, 1960
Oscar Robertson v. New York (32 points, 14 rebounds, 11 assists)	Mar. 19, 1960
Rick Roberson v. Bradley (16 points, 10 rebounds, 10 blocks)	Jan. 17, 1967
Kenyon Martin v. DePaul (24 points, 23 rebounds, 10 blocks)	Feb. 21, 1997
Kenyon Martin v. Memphis (28 points, 13 rebounds, 10 blocks)	Jan. 19, 2000
Kenny Satterfield v. Tulane (12 points, 11 rebounds, 10 assists)	Jan. 29, 2001
Eric Hicks v. Marquette (22 points, 12 rebounds, 10 blocks)	Jan. 7, 2006

Triple Double Leaders

Oscar Robertson	10
Kenyon Martin	2
Eric Hicks	1
Rick Roberson	1
Kenny Satterfield	1



2024-25 Cincinnati Men's Basketball Combined Team Statistics All games

Page 1/1
as of Feb 26, 2025

Game Records

Record	Overall	Home	Away	Neutral
ALL GAMES	17-11	12-4	4-7	1-0
CONFERENCE	7-10	5-4	2-6	0-0
NON-CONFERENCE	10-1	7-0	2-1	1-0

Score by Periods

Team	1st	2nd	OT	TOT
Cincinnati	960	1045	0	2005
Opponents	864	956	0	1820

Team Box Score

No.	Player				Total		3-Point		F-Throw		Rebounds														
		GP-GS	MIN	AVG	FG-FGA	FG%	3FG-3FGA	3FG%	FT-FTA	FT%	OFF	DEF	TOT	AVG	PF	DQ	A	TO	BLK	STL	PTS	AVG			
2	JAMES, Jizzle	28-28	733:50	26.2	141-328	.430	37-120	.308	35-46	.761	10	74	84	3.0	58	1	105	48	10	22	354	12.6			
41	LUKOSIUS, Simas	26-25	709:28	27.3	98-245	.400	56-155	.361	39-49	.796	19	60	79	3.0	22	0	59	36	0	23	291	11.2			
23	MITCHELL, Dillon	28-28	789:16	28.2	126-203	.621	7-30	.233	26-61	.426	52	134	186	6.6	45	1	40	28	20	40	285	10.2			
0	SKILLINGS JR., Dan	22-13	504:41	22.9	77-182	.423	23-70	.329	27-43	.628	38	44	82	3.7	40	0	30	29	15	23	204	9.3			
1	THOMAS, Day Day	25-8	615:05	24.6	81-213	.380	29-78	.372	29-39	.744	19	44	63	2.5	45	0	67	40	5	32	220	8.8			
55	BANDAOGO, Aziz	28-28	712:40	25.5	85-127	.669	0-0	.000	46-72	.639	65	104	169	6.0	49	0	20	29	41	17	216	7.7			
8	HICKMAN, Connor	13-7	257:23	19.8	23-62	.371	9-35	.257	1-2	.500	3	29	32	2.5	13	0	15	8	1	8	56	4.3			
10	REED, Josh	26-3	386:38	14.9	38-82	.463	13-36	.361	21-24	.875	18	35	53	2.0	32	2	21	7	7	18	110	4.2			
14	BETSEY, Tyler	27-0	349:21	12.9	39-103	.379	25-75	.333	7-13	.538	16	31	47	1.7	23	0	9	7	4	1	110	4.1			
22	PAGE, Arrinten	28-0	274:33	9.8	39-78	.500	4-9	.444	26-41	.634	27	45	72	2.6	34	1	11	21	15	10	108	3.9			
3	GRIFFITH, Rayvon	15-0	76:16	5.1	7-24	.292	2-11	.182	7-7	1.000	5	5	10	0.7	11	0	4	1	2	0	23	1.5			
5	FREDRICK, CJ	19-0	175:15	9.2	7-22	.318	7-18	.389	4-6	.667	0	11	11	0.6	5	0	7	3	1	2	25	1.3			
65	DZELLAT, Halvine	7-0	15:34	2.2	0-2	.000	0-0	.000	3-4	.750	1	2	3	0.4	3	0	0	0	1	1	3	0.4			
Team											39	39	78					20							
Total		28	5600		761-1671	.455	212-637	.333	271-407	.666	312	657	969	34.6	380	5	388	277	122	197	2005	71.6			
Opponents		28	5600		671-1595	.421	182-561	.324	296-388	.763	281	645	926	33.1	404	5	335	356	86	156	1820	65.0			

Team Statistics

	UC	OPP
Scoring	2005	1820
Points per game	71.6	65.0
Scoring margin	+6.6	-
Field goals-att	761-1671	671-1595
Field goal pct	.455	.421
3 point fg-att	212-637	182-561
3-point FG pct	.333	.324
3-pt FG made per game	7.6	6.5
Free throws-att	271-407	296-388
Free throw pct	.666	.763
F-Throws made per game	9.7	10.6
Rebounds	969	926
Rebounds per game	34.6	33.1
Rebounding margin	+1.5	-
Assists	388	335
Assists per game	13.9	12.0
Turnovers	277	356
Turnovers per game	9.9	12.7
Turnover margin	+2.8	-
Assist/turnover ratio	1.4	0.9
Steals	197	156
Steals per game	7.0	5.6
Blocks	122	86
Blocks per game	4.4	3.1
Winning streak	2	-
Home win streak	4	-
Attendance	177112	100426
Home games-Avg/Game	16-11070	11-9130
Neutral site-Avg/Game	-	1-15107

Team Results

Date	Opponent		Score	Att.
11/04/2024	Ark.-Pine Bluff	W	109-54	10290
11/08/2024	Morehead St.	W	83-56	10604
11/15/2024	Nicholls	W	86-49	10485
11/19/2024	at Northern Ky.	W	76-60	7485
11/23/2024	at Georgia Tech	W	81-58	4970
11/27/2024	Alabama St.	W	77-59	10970
12/03/2024	at Villanova	L	60-68	6501
12/08/2024	Howard	W	84-67	10913
12/14/2024	Xavier	W	68-65	12513
12/20/2024	vs Dayton	W	66-59	15107
12/22/2024	Grambling	W	84-49	11175
12/30/2024	at Kansas St.	L	67-70	9970
01/04/2025	Arizona	L	67-72	11212
01/07/2025	at Baylor	L	48-68	7500
01/11/2025	Kansas	L	40-54	12012
01/15/2025	at Colorado	W	68-62	6576
01/18/2025	Arizona St.	W	67-60	11090
01/21/2025	Texas Tech	L	71-81	10790
01/25/2025	at BYU	L	52-80	17483
01/28/2025	at Utah	L	66-69	7570
02/02/2025	West Virginia	L	50-63	11085
02/05/2025	at UCF	W	93-83	7421
02/08/2025	BYU	W	84-66	12217
02/11/2025	Utah	W	85-75	10510
02/15/2025	at Iowa St.	L	70-81	14267
02/19/2025	at West Virginia	L	59-62	10683
02/22/2025	TCU	W	75-63	10648
02/25/2025	Baylor	W	69-67	10598



2024-25 Cincinnati Men's Basketball Combined Team Statistics In Conference games

Page 1/1
as of Feb 26, 2025

Game Records

Record	Overall	Home	Away	Neutral
ALL GAMES	7-10	5-4	2-6	0-0
CONFERENCE	7-10	5-4	2-6	0-0
NON-CONFERENCE	0-0	0-0	0-0	0-0

Score by Periods

Team	1st	2nd	OT	TOT
Cincinnati	547	584	0	1131
Opponents	560	616	0	1176

Team Box Score

No.	Player				Total		3-Point		F-Throw		Rebounds													
		GP-GS	MIN	AVG	FG-FGA	FG%	3FG-3FGA	3FG%	FT-FTA	FT%	OFF	DEF	TOT	AVG	PF	DQ	A	TO	BLK	STL	PTS	AVG		
2	JAMES, Jizzle	17-17	440:54	25.9	86-208	.413	22-76	.289	28-35	.800	2	41	43	2.5	40	1	48	31	2	10	222	13.1		
23	MITCHELL, Dillon	17-17	500:31	29.4	69-121	.570	4-19	.211	18-34	.529	30	74	104	6.1	28	1	23	18	14	21	160	9.4		
1	THOMAS, Day Day	17-8	471:02	27.7	63-163	.387	18-53	.340	15-21	.714	13	28	41	2.4	32	0	51	28	4	22	159	9.4		
0	SKILLINGS JR., Dan	17-9	391:56	23.1	58-135	.430	20-55	.364	17-32	.531	26	31	57	3.4	31	0	17	23	9	15	153	9.0		
41	LUKOSIUS, Simas	15-14	396:28	26.4	39-121	.322	23-77	.299	26-33	.788	5	37	42	2.8	12	0	26	20	0	14	127	8.5		
55	BANDAOGO, Aziz	17-17	450:09	26.5	44-68	.647	0-0	.000	22-39	.564	39	72	111	6.5	34	0	8	22	21	11	110	6.5		
10	REED, Josh	16-3	266:28	16.7	28-57	.491	10-24	.417	17-18	.944	10	20	30	1.9	24	2	15	4	5	16	83	5.2		
14	BETSEY, Tyler	16-0	186:22	11.6	20-54	.370	11-40	.275	4-6	.667	6	11	17	1.1	11	0	3	2	1	0	55	3.4		
22	PAGE, Arrinten	17-0	122:24	7.2	14-33	.424	2-5	.400	7-11	.636	13	18	31	1.8	12	0	6	11	5	5	37	2.2		
3	GRIFFITH, Rayvon	8-0	27:15	3.4	4-9	.444	1-2	.500	2-2	1.000	2	2	4	0.5	2	0	2	0	0	0	11	1.4		
5	FREDRICK, CJ	13-0	114:54	8.8	4-14	.286	4-11	.364	2-3	.667	0	9	9	0.7	5	0	4	3	1	1	14	1.1		
8	HICKMAN, Connor	3-0	31:36	10.5	0-6	.000	0-3	.000	0-0	.000	0	2	2	0.7	3	0	1	0	0	1	0	0.0		
Team											25	28	53					12						
Total		17	3400		429-989	.434	115-365	.315	158-234	.675	171	373	544	32.0	234	4	204	174	62	116	1131	66.5		
Opponents		17	3400		435-965	.451	126-357	.353	180-234	.769	169	416	585	34.4	236	1	222	212	61	96	1176	69.2		

Team Statistics

	UC	OPP
Scoring	1131	1176
Points per game	66.5	69.2
Scoring margin	-2.6	-
Field goals-att	429-989	435-965
Field goal pct	.434	.451
3 point fg-att	115-365	126-357
3-point FG pct	.315	.353
3-pt FG made per game	6.8	7.4
Free throws-att	158-234	180-234
Free throw pct	.675	.769
F-Throws made per game	9.3	10.6
Rebounds	544	585
Rebounds per game	32.0	34.4
Rebounding margin	-2.4	-
Assists	204	222
Assists per game	12.0	13.1
Turnovers	174	212
Turnovers per game	10.2	12.5
Turnover margin	+2.2	-
Assist/turnover ratio	1.2	1.0
Steals	116	96
Steals per game	6.8	5.6
Blocks	62	61
Blocks per game	3.6	3.6
Winning streak	2	-
Home win streak	4	-
Attendance	100162	81470
Home games-Avg/Game	9-11129	8-10184
Neutral site-Avg/Game	-	0-0

Team Results

Date	Opponent		Score	Att.
12/30/2024	at Kansas St.	L	67-70	9970
01/04/2025	Arizona	L	67-72	11212
01/07/2025	at Baylor	L	48-68	7500
01/11/2025	Kansas	L	40-54	12012
01/15/2025	at Colorado	W	68-62	6576
01/18/2025	Arizona St.	W	67-60	11090
01/21/2025	Texas Tech	L	71-81	10790
01/25/2025	at BYU	L	52-80	17483
01/28/2025	at Utah	L	66-69	7570
02/02/2025	West Virginia	L	50-63	11085
02/05/2025	at UCF	W	93-83	7421
02/08/2025	BYU	W	84-66	12217
02/11/2025	Utah	W	85-75	10510
02/15/2025	at Iowa St.	L	70-81	14267
02/19/2025	at West Virginia	L	59-62	10683
02/22/2025	TCU	W	75-63	10648
02/25/2025	Baylor	W	69-67	10598



2024-25 Cincinnati Men's Basketball
Team Game-by-Game
All games

Page 1/1
as of Feb 26, 2025

				Total		3-Pointers		Free throws		Rebounds											
Opponent	Date	Score		FG-FGA	PCT	3FG-3FGA	PCT	FT-FTA	PCT	OFF	DEF	TOT	AVG	PF	A	TO	BLK	STL	PTS	AVG	
Ark.-Pine Bluff	11/04/2024	109-54	W	42-72	.583	12-24	.500	13-23	.565	17	31	48	48.0	12	27	9	7	10	109	109.0	
Morehead St.	11/08/2024	83-56	W	33-55	.600	6-16	.375	11-15	.733	5	25	30	39.0	14	18	4	5	3	83	96.0	
Nicholls	11/15/2024	86-49	W	33-61	.541	11-27	.407	9-14	.643	15	31	46	41.3	6	18	12	14	6	86	92.7	
at Northern Ky.	11/19/2024	76-60	W	31-58	.534	11-22	.500	3-6	.500	6	21	27	37.8	10	19	10	6	10	76	88.5	
at Georgia Tech	11/23/2024	81-58	W	32-62	.516	9-22	.409	8-12	.667	9	27	36	37.4	20	16	12	5	4	81	87.0	
Alabama St.	11/27/2024	77-59	W	31-69	.449	10-31	.323	5-12	.417	15	37	52	39.8	10	16	10	5	6	77	85.3	
at Villanova	12/03/2024	60-68	L	23-60	.383	8-26	.308	6-11	.545	13	20	33	38.9	15	10	6	0	6	60	81.7	
Howard	12/08/2024	84-67	W	34-64	.531	8-23	.348	8-13	.615	14	23	37	38.6	12	19	13	2	9	84	82.0	
Xavier	12/14/2024	68-65	W	22-58	.379	5-20	.250	19-26	.731	12	24	36	38.3	16	13	10	4	9	68	80.4	
vs Dayton	12/20/2024	66-59	W	21-58	.362	8-29	.276	16-21	.762	17	21	38	38.3	16	11	11	6	9	66	79.0	
Grambling	12/22/2024	84-49	W	30-65	.462	9-32	.281	15-20	.750	18	24	42	38.6	15	17	6	6	9	84	79.5	
at Kansas St.	12/30/2024	67-70	L	28-60	.467	7-19	.368	4-7	.571	10	26	36	38.4	16	11	15	2	8	67	78.4	
Arizona	01/04/2025	67-72	L	25-64	.391	5-25	.200	12-23	.522	17	22	39	38.5	18	11	11	3	5	67	77.5	
at Baylor	01/07/2025	48-68	L	17-49	.347	8-23	.348	6-12	.500	12	15	27	37.6	12	11	15	6	4	48	75.4	
Kansas	01/11/2025	40-54	L	18-59	.305	3-22	.136	1-2	.500	12	30	42	37.9	6	8	12	4	7	40	73.1	
at Colorado	01/15/2025	68-62	W	22-60	.367	8-23	.348	16-21	.762	10	27	37	37.9	19	10	10	3	11	68	72.8	
Arizona St.	01/18/2025	67-60	W	25-60	.417	5-22	.227	12-16	.750	9	24	33	37.6	15	12	7	8	11	67	72.4	
Texas Tech	01/21/2025	71-81	L	27-52	.519	3-14	.214	14-19	.737	3	24	27	37.0	13	14	8	3	4	71	72.3	
at BYU	01/25/2025	52-80	L	23-61	.377	5-28	.179	1-4	.250	13	15	28	36.5	15	11	9	3	6	52	71.3	
at Utah	01/28/2025	66-69	L	22-56	.393	8-22	.364	14-22	.636	6	17	23	35.9	17	11	6	5	12	66	71.0	
West Virginia	02/02/2025	50-63	L	17-54	.315	5-16	.313	11-12	.917	12	21	33	35.7	9	11	14	1	8	50	70.0	
at UCF	02/05/2025	93-83	W	38-65	.585	5-16	.313	12-19	.632	7	20	27	35.3	18	18	10	4	9	93	71.0	
BYU	02/08/2025	84-66	W	34-58	.586	10-20	.500	6-9	.667	11	21	32	35.2	8	17	11	3	4	84	71.6	
Utah	02/11/2025	85-75	W	30-61	.492	11-22	.500	14-19	.737	14	27	41	35.4	10	16	11	3	5	85	72.2	
at Iowa St.	02/15/2025	70-81	L	25-54	.463	11-27	.407	9-11	.818	5	14	19	34.8	23	9	14	4	7	70	72.1	
at West Virginia	02/19/2025	59-62	L	25-61	.410	7-23	.304	2-7	.286	10	22	32	34.7	15	8	6	4	4	59	71.6	
TCU	02/22/2025	75-63	W	28-61	.459	4-20	.200	15-17	.882	12	27	39	34.8	10	11	8	4	5	75	71.7	
Baylor	02/25/2025	69-67	W	25-54	.463	10-23	.435	9-14	.643	8	21	29	34.6	10	15	7	2	6	69	71.6	
Total		2005		761-1671	.455	212-637	.333	271-407	.666	312	657	969	34.6	380	388	277	122	197	2005	71.6	
Opponents		1820		671-1595	.421	182-561	.324	296-388	.763	281	645	926	33.1	404	335	356	86	156	1820	65.0	

Cincinnati Averages

Games Played	Points/game	FG Pct	3FG Pct	FT Pct	Rebounds/game	Assists/game	Turnovers/game	Assist/Turnover ratio	Steals/game	Blocks/game
28	71.6	45.5	33.3	66.6	34.6	13.9	9.9	1.4	7.0	4.4



2024-25 Cincinnati Men's Basketball
Opponents Game-by-Game
All games

Page 1/1
as of Feb 26, 2025

				Total		3-Pointers		Free throws		Rebounds											
Opponent	Date	Score		FG-FGA	PCT	3FG-3FGA	PCT	FT-FTA	PCT	OFF	DEF	TOT	AVG	PF	A	TO	BLK	STL	PTS	AVG	
Ark.-Pine Bluff	11/04/2024	109-54	W	20-59	.339	5-19	.263	9-14	.643	8	17	25	25.0	20	7	17	2	5	54	54.0	
Morehead St.	11/08/2024	83-56	W	20-56	.357	4-14	.286	12-18	.667	11	19	30	27.5	12	11	10	2	1	56	55.0	
Nicholls	11/15/2024	86-49	W	21-69	.304	4-18	.222	3-7	.429	17	15	32	29.0	13	11	11	4	8	49	53.0	
at Northern Ky.	11/19/2024	76-60	W	26-61	.426	4-14	.286	4-8	.500	15	21	36	30.8	10	9	15	0	6	60	54.8	
at Georgia Tech	11/23/2024	81-58	W	21-59	.356	5-20	.250	11-20	.550	12	17	29	30.4	14	8	12	1	5	58	55.4	
Alabama St.	11/27/2024	77-59	W	20-66	.303	7-30	.233	12-14	.857	9	26	35	31.2	11	12	7	3	8	59	56.0	
at Villanova	12/03/2024	60-68	L	23-47	.489	8-20	.400	14-17	.824	6	26	32	31.3	14	11	9	6	1	68	57.7	
Howard	12/08/2024	84-67	W	26-54	.481	6-18	.333	9-9	1.000	5	18	23	30.3	17	13	16	1	9	67	58.9	
Xavier	12/14/2024	68-65	W	22-58	.379	6-19	.316	15-17	.882	9	28	37	31.0	20	13	14	0	7	65	59.6	
vs Dayton	12/20/2024	66-59	W	20-51	.392	5-18	.278	14-15	.933	10	22	32	31.1	16	8	17	3	6	59	59.5	
Grambling	12/22/2024	84-49	W	17-50	.340	2-14	.143	13-15	.867	10	20	30	31.0	21	10	16	3	4	49	58.5	
at Kansas St.	12/30/2024	67-70	L	24-55	.436	6-20	.300	16-20	.800	7	23	30	30.9	8	14	11	2	7	70	59.5	
Arizona	01/04/2025	67-72	L	23-53	.434	5-14	.357	21-27	.778	8	26	34	31.2	17	8	12	6	5	72	60.5	
at Baylor	01/07/2025	48-68	L	27-54	.500	5-14	.357	9-11	.818	8	21	29	31.0	13	12	11	2	6	68	61.0	
Kansas	01/11/2025	40-54	L	24-68	.353	2-21	.095	4-5	.800	15	29	44	31.9	6	12	7	2	5	54	60.5	
at Colorado	01/15/2025	68-62	W	23-56	.411	3-13	.231	13-21	.619	10	31	41	32.4	18	8	15	9	7	62	60.6	
Arizona St.	01/18/2025	67-60	W	22-62	.355	6-22	.273	10-13	.769	16	26	42	33.0	15	9	14	5	4	60	60.6	
Texas Tech	01/21/2025	71-81	L	27-60	.450	12-31	.387	15-18	.833	10	24	34	33.1	16	13	8	1	6	81	61.7	
at BYU	01/25/2025	52-80	L	28-49	.571	15-24	.625	9-11	.818	7	27	34	33.1	8	18	14	1	7	80	62.7	
at Utah	01/28/2025	66-69	L	26-49	.531	5-13	.385	12-17	.706	8	33	41	33.5	19	16	19	6	4	69	63.0	
West Virginia	02/02/2025	50-63	L	25-51	.490	9-18	.500	4-6	.667	5	26	31	33.4	15	14	13	7	12	63	63.0	
at UCF	02/05/2025	93-83	W	32-67	.478	5-22	.227	14-18	.778	17	22	39	33.6	18	13	16	4	3	83	63.9	
BYU	02/08/2025	84-66	W	24-51	.471	10-29	.345	8-11	.727	3	14	17	32.9	12	14	12	2	2	66	64.0	
Utah	02/11/2025	85-75	W	31-65	.477	13-32	.406	0-3	.000	9	20	29	32.8	19	17	10	5	7	75	64.5	
at Iowa St.	02/15/2025	70-81	L	24-49	.490	7-18	.389	26-30	.867	12	25	37	32.9	13	11	18	1	10	81	65.1	
at West Virginia	02/19/2025	59-62	L	22-55	.400	6-18	.333	12-14	.857	12	28	40	33.2	10	12	10	2	2	62	65.0	
TCU	02/22/2025	75-63	W	27-66	.409	6-23	.261	3-4	.750	13	19	32	33.1	16	14	10	5	6	63	64.9	
Baylor	02/25/2025	69-67	W	26-55	.473	11-25	.440	4-5	.800	9	22	31	33.1	13	17	12	1	3	67	65.0	
Total		1820		671-1595	.421	182-561	.324	296-388	.763	281	645	926	33.1	404	335	356	86	156	1820	65.0	
Cincinnati		2005		761-1671	.455	212-637	.333	271-407	.666	312	657	969	34.6	380	388	277	122	197	2005	71.6	

Opponents Averages

Games Played	Points/game	FG Pct	3FG Pct	FT Pct	Rebounds/game	Assists/game	Turnovers/game	Assist/Turnover ratio	Steals/game	Blocks/game
28	65.0	42.1	32.4	76.3	33.1	12.0	12.7	0.9	5.6	3.1