

2025 SCHEDULE / RESULTS

DATE	OPPONENT	TIME/RESULT
Feb. 14	at #11 Duke	W, 8-3
Feb. 15	at #11 Duke	L, 5-6 (12)
Feb. 16	at #11 Duke	W, 19-5
Feb. 21	at UNLV	W, 6-0
Feb. 22	at UNLV	L, 5-6
Feb. 23	at UNLV	W, 10-9
Feb. 24	at UNLV	L, 7-6
Feb. 27	at UC San Diego	L, 3-4
Feb. 28	at UC San Diego	W, 5-2
March 1	at UC San Diego	L, 2-8
March 2	at UC San Diego	L, 0-5
MARCH 4	TOLEDO	W, 7-5
MARCH 7	CANISIUS (DH)	W, 13-5
MARCH 7	CANISIUS (DH)	W, 7-0
MARCH 8	CANISIUS	W, 10-1
MARCH 9	CANISIUS	W, 12-1 (7)
MARCH 11	MIAMI (OHIO)	W, 12-3
March 14	at Arizona*	L, 3-8
March 15	at Arizona*	L, 2-14
March 16	at Arizona*	L, 1-11 (7)
MARCH 21	BYU* (DH)	L, 5-7
MARCH 21	BYU* (DH)	W, 5-4
MARCH 22	BYU*	L, 2-4
MARCH 25	#18 LOUISVILLE	W, 12-2
MARCH 28	UCF*	W, 6-4
MARCH 29	UCF*	W, 7-6 (10)
MARCH 30	UCF*	W, 10-7
April 1	at Miami (Ohio)	W, 6-4
April 4	at Texas Tech*	W, 8-7 (12)
April 6	at Texas Tech* (DH)	W, 8-1
April 6	at Texas Tech* (DH)	L, 8-12
April 8	vs. Wright State^	L, 3-10
APRIL 11	ARIZONA STATE*	W, 11-7
APRIL 12	ARIZONA STATE*	L, 4-7
APRIL 13	ARIZONA STATE*	W, 9-8 (10)
APRIL 15	XAVIER	L, 6-7
April 17	at #24 West Virginia*	L, 2-3
April 18	at #24 West Virginia*	L, 4-6
April 19	at #24 West Virginia*	L, 5-10
April 22	at Xavier	L, 6-15
APRIL 23	UW MILWAUKEE	W, 14-4 (8)
APRIL 25	OKLAHOMA STATE*	W, 4-0
APRIL 26	OKLAHOMA STATE*	W, 11-4
APRIL 27	OKLAHOMA STATE*	L, 1-8
May 2	at #25 Kansas*	W, 7-2
May 3	at #25 Kansas*	W, 18-14 (10)
May 4	at #25 Kansas*	W, 13-4
May 6	at Oral Roberts	W, 10-2
May 9	at TCU*	L, 11-17
May 10	at TCU*	L, 6-7
May 11	at TCU*	W, 9-8
MAY 15	KANSAS STATE*	W, 7-4
MAY 16	KANSAS STATE*	W, 7-0
MAY 17	KANSAS STATE*	L, 5-9

2025 Phillips 66 Big 12 Championship  
Globe Life Field (Arlington, Texas)

May 21 vs. #9 Texas Tech 1:30 p.m.

\* - BIG 12 game

All times ET

Home games in **BOLD CAPS**

Times and dates subject to change

^ - Joe Nuxhall Classic (Prasco Park)

All home games will be broadcast on ESPN+



#8 CINCINNATI

BEARCATS

VS.

#9 TEXAS TECH

RED RAIDERS



MAY 21 • GLOBE LIFE FIELD • ARLINGTON, TEXAS

CINCINNATI

Record.....31-23, 16-14 Big 12  
Head Coach.....Jordan Bischel  
Record at UC.....63-48 (2nd)  
Career Record.....377-220403 (11th)

SERIES INFORMATION

Live Stats.....cpaw.me/LiveStats  
Watch.....ESPNU  
Series History.....Tied, 2-2  
Last Meeting.....2025; UC won series

TEXAS TECH

Record.....20-32, 13-17 Big 12  
Head Coach.....Tim Tadlock  
School Record.....473-275 (13th)  
Career Record.....Same

2025 PHILLIPS 66 BIG 12 CHAMPIONSHIP BRACKET



WHAT'S  
NEXT  
Decided  
Now

2025 PHILLIPS 66 BIG 12  
BASEBALL CHAMPIONSHIP  
GLOBE LIFE FIELD | ARLINGTON, TX

WEDNESDAY MAY 21 1<sup>ST</sup> ROUND  
THURSDAY MAY 22 QUARTERFINALS  
FRIDAY MAY 23 SEMIFINALS  
SATURDAY MAY 24 CHAMPIONSHIP



\*ALL TIMES CT  
\*HIGHER SEED IS DESIGNATED  
AS HOME TEAM

STATS COMPARISON

BATTING	AVG	OPS	GP	AB	R	H	2B	3B	HR	RBI	TB	SLG%	BB	HBP	SO	GDP	OB%	SF	SH	SB-A			
Cincinnati	.286	.856	54	1,871	385	535	99	12	68	349	862	.461	285	73	515	20	.395	33	25	126-139			
Texas Tech	.288	.835	52	1,842	339	531	99	12	70	324	864	.469	196	45	393	41	.366	27	16	82-89			
PITCHING	ERA	WHIP	W-L	APP	CG	SH	SV	IP	H	R	ER	BB	SO	2B	3B	HR	AB	AVG	WP	HBP	BK	SFA	SHA
Cincinnati	5.35	1.45	31-23	244	1	4	11	474.2	490	316	282	198	450	94	10	70	1,839	.266	53	51	1	19	23
Texas Tech	6.54	1.70	20-32	214	0	0	6	454.0	533	376	330	239	385	112	15	73	1,835	.290	34	52	2	15	16

ROSTER

Numerical								Alphabetical		
#	NAME	YR.	POS.	B/T	HT.	WT.	HOMETOWN/HIGH SCHOOL/PREVIOUS SCHOOLS	#	NAME	POSITION
0	Parker McDaniels	Fr.	C	R/R	6-1	215	Delaware, Ohio/Olentangy Berlin	10	Keegan Allen	RHP
2	Kerrington Cross	R-Sr.	INF	R/R	6-0	215	Brownsburg, Ind./Brownsburg	35	Ty Barnett	LHP
3	Christian Mitchelle	Jr.	INF/RHP	R/R	5-11	200	Romeoville, Ill./ Plainfield East/Central Michigan	18	Max Bergmann	RHP
4	Donovan Ford	Sr.	OF	R/R	5-8	160	Greenville, S.C./Greenville/Newberry	32	Tommy Boba	RHP
5	Dawson Hokuf	R-Sr	IB/C	L/R	6-4	218	Edmond, Okla./South Torrance/LA Harbor CC/Lindenwood	28	Gavin Brewer	C
6	Luke Sefcik	R-Jr.	INF	R/R	5-10	180	Palos Heights, Ill./Marist/Central Michigan	8	Lauden Brooks	INF
7	Jack Natili	So.	C	R/R	6-3	198	Venetia, Pa./Peters Township/Rutgers	31	Adam Buczkowski	RHP
8	Lauden Brooks	Sr.	INF	R/R	5-11	195	Cincinnati, Ohio/McNicholas/Texas Tech	25	Quinton Coats	UTL
9	Maxton Polad	R-Jr.	OF	R/R	6-2	220	Frankfort, Ill./Lincoln Way-East/Southeastern CC/Western Illinois	16	Michael Conte	RHP
10	Keegan Allen	R-Jr.	RHP	R/R	5-11	190	Rogers, Ark./Bentonville/West Virginia	33	Bradley Coulter	RHP
11	Nathan Taylor	So.	RHP	L/R	6-5	230	Amelia, Ohio/West Clermont	2	Kerrington Cross	INF
13	Brandon Scheurer	R-Sr.	RHP/UTL	L/R	6-1	197	Portland, Mich./St. Patrick/Saginaw Valley State	27	Eric De Costa	RHP/INF
14	Landyn Vidourek	Jr.	OF	L/R	6-1	192	Hamilton, Ohio/Badin	24	Carter Earls	LHP
15	Kory Klingenbeck	R-Sr.	C	S/R	5-10	195	Cincinnati, Ohio/Elder/Walters State	55	Michael Fliss	RHP
16	Michael Conte	Sr.	RHP	R/R	6-3	212	Cincinnati, Ohio/Walnut Hills/Central Michigan	4	Donovan Ford	OF
17	Rodney Shultz	Sr.	RHP	R/R	6-1	210	Tyrone, Pa./Tyrone/Pitt-Johnstown	45	Brenden Garula	LHP
18	Max Bergmann	R-Sr.	RHP	R/R	6-3	206	Georgetown, Ind./St. Xavier	5	Dawson Hokuf	IB/C
19	Charlie Niehaus	R-Fr.	INF	R/R	5-10	178	West Chester, Ohio/Archbishop Moeller	26	Chase Horst	LHP
20	Josh Ulery	Sr.	INF	R/R	5-10	185	Latrobe, Pa./Derry Area/Pitt-Johnstown	40	Hudson Johnson	LHP
21	Cal Sefcik	So.	UTL	R/R	6-0	220	Palos Heights, Ill./Marist/Indiana	15	Kory Klingenbeck	C
22	Louis Perona	Sr.	OF	L/R	6-3	203	Chicago, Ill./Lane Tech/Illinois Wesleyan	50	Bryce Koch	RHP
23	Brendin Oliver	Fr.	RHP	R/R	6-3	192	Mooresville, Ind./Mooresville	29	Carson Marsh	RHP
24	Carter Earls	R-Jr.	LHP	L/L	6-4	215	Middletown, Ohio/Bishop Fenwick	0	Parker McDaniels	C
25	Quinton Coats	Fr.	UTL	R/R	6-3	225	Olathe, Kan./Olathe South	3	Christian Mitchelle	INF/RHP
26	Chase Horst	Jr.	LHP	L/L	5-10	185	Lititz, Pa./P27 Academy	41	Adam Mrakitsch	LHP
27	Eric De Costa	Fr.	RHP/INF	R/R	6-5	225	North Aurora, Ill./Wheaton Academy	7	Jack Natili	C
28	Gavin Brewer	Fr.	C	R/R	5-11	190	Knoxville, Tenn./Farragut	19	Charlie Niehaus	INF
29	Carson Marsh	So.	RHP	R/R	5-10	178	West Chester, Ohio/Archbishop Moeller	51	Kellen O'Connor	LHP
30	Ryan Tyranski	Fr.	IB	L/R	6-4	195	Birmingham, Mich./Brother Rice	44	Tommy O'Connor	IB
31	Adam Buczkowski	Fr.	RHP	R/R	6-2	205	Carmel, Ind./Carmel	23	Brendin Oliver	RHP
32	Tommy Boba	Jr.	RHP	R/R	6-2	210	Wheaton, Ill./Wheaton Warrenville South	22	Louis Perona	OF
33	Bradley Coulter	So.	RHP	R/R	6-1	189	Taylorsville, Ky./Spencer County	38	Joel Pineiro	RHP
35	Ty Barnett	Fr.	LHP	L/L	5-11	163	Athens, Tenn./McMinn	42	Derrick Pitts	OF
38	Joel Pineiro	R-Jr.	RHP	R/R	6-1	202	Miami, Fla./Westminster Christian/FIU	9	Maxton Polad	OF
40	Hudson Johnson	Fr.	LHP	L/L	6-1	245	Prior Lake, Minn./Prior Lake	13	Brandon Scheurer	RHP/UTL
41	Adam Mrakitsch	Sr.	LHP	L/L	6-0	168	Howell, Mich./Howell/Central Michigan	21	Cal Sefcik	UTL
42	Derrick Pitts	Fr.	OF	R/R	6-2	198	St. Louis, Mo./Christian Brothers College	6	Luke Sefcik	INF
44	Tommy O'Connor	Sr.	IB	L/L	6-3	235	Martinsville, Ind./Mooresville	17	Rodney Shultz	RHP
45	Brenden Garula	Jr.	LHP	R/L	5-11	195	Mason, Ohio/Mason	11	Nathan Taylor	RHP
50	Bryce Koch	Fr.	RHP	R/R	6-5	203	Barrington, Ill./Barrington/CSU Bakersfield	30	Ryan Tyranski	IB
51	Kellen O'Connor	R-Sr.	LHP	L/L	5-10	185	Portland, Ore./Beaverton	20	Josh Ulery	INF
55	Michael Fliss	Fr.	RHP	R/R	6-6	220	Indianapolis, Ind./North Central	14	Landyn Vidourek	OF

COACHING STAFF

Jordan Bischel - Head Coach (2nd Season)  
Tayler Sheriff- Assistant Coach (2nd Season)  
Kyle Pettoruto- Assistant Coach (2nd Season)  
Tom Winske- Assistant Coach (2nd Season)

SUPPORT STAFF

Kyle Schroeder - Director of Program Development (2nd Season)  
Tyler Dellerman - Director of Video (2nd Season)  
Chris Krepline- Director of Pitching Development (1st Season)  
Zach Malecki- Athletic Trainer (2nd Season)  
Cameron Dietz- Assistant Director, Spors Performance (2nd Season)

PRONUNCIATIONS

Jordan BISCHEL: BISH-uhl  
Kyle PETTORUTO: pet-ah-ROO-toe  
Tom WINSKE: WIN-ski  
Kyle SCHROEDER: Shrader

LAUDEN Brooks: LAO-den (like 'ow')  
Adam BUCZKOWSKI: butch-COW-ski  
Brendan GARULA: guh-ROO-luh  
Dawson HOKUF: HOKE-uff  
Bryce KOCH: Cook  
Christian MITCHELLE: Mitchell

Adam MRAKITSCH: mrr-ACK-itch  
Jack NATILI: nah-TILLY  
Charlie NIEHAUS: KNEE-house  
JOEL PINEIRO: joe-ELL pin-YAIR-oh  
Maxton POLAD: POLL-add  
Brandon SCHEURER: Shire  
Cal SEFCIK/Luke SEFCIK: SEFF-sick  
Ryan TYRANSKI: tie-RAN-ski  
Josh ULERY: YOU-lurr-ee  
Landyn VIDOUREK: VID-er-rick

## NAMES TO KNOW

## STARTING LINEUP (PROJECTED)



**#7 Jack Natili | C | So. | 6-3, 198 | Venetia, Pa.**  
 2025 Stats: .328, 8 HR, 47 RBI, 33 R, 27 BB, .528 SLG%, .443 OBP  
 • Big 12 Player of the Week and Newcomer of the Week (May 12)  
 • DIBaseball Top 50 Catcher rankings (Week 12): Ranked #16  
 • May stats: .452, 3 HR, 15 RBI, 4 2B, .762 SLG%, .521 OBP  
 • 42 starts at catcher, most on the team



**#25 Quinton Coats | UTL | Fr. | 6-3, 225 | Olathe, Kan.**  
 2025 Stats: .330, 4 HR, 11 RBI, 20 R, 7 2B, 15 BB  
 • Has started last 16 games at first base  
 • Since April 13: .361, 4 HR, 17 R, .597 SLG%  
 • Hit game-tying home run in ninth inning vs. ASU (April 13)  
 • Led Olathe South HS to state title as a senior



**#3 Christian Mitchell | UTL/RHP | Jr. | 5-11, 200 | Romeoville, Ill.**  
 2025 Hitting Stats: .247, 2 HR, 22 RBI, 22 R, 8 2B, 17 BB, 11 SB  
 2025 Pitching Stats: 9.00 ERA, 10 APP, 9.0 IP  
 • 43 starts (16 in LF, 12 at 3B, 10 at 2B, 3 in RF, 2 in CF)  
 • Named to John Olerud Two-Way POTY Award Watch List  
 • Second Team All-Big 12 in 2024, Second Team All-MAC in 2023



**#8 Lauden Brooks | INF | Sr. | 5-11, 195 | Cincinnati, Ohio**  
 2025 Stats: .230, 2 HR, 20 RBI, 32 R, 7 2B, 9 SB  
 • Last four career home runs have come in the month of May  
 • Game-saving diving stop to end game vs. UCF (March 28)  
 • Honorable Mention All-Big 12 in 2024  
 • Father, Marc, played baseball at UC (1984-85)



**#2 Kerrington Cross | INF | R-Sr. | 6-2, 215 | Brownsburg, Ind.**  
 2025 Stats: .414, 12 HR, 49 RBI, 61 R, .681 SLG%, .538 OBP, 15 SB, 44 BB  
 • Golden Spikes Award & Dick Howser Trophy Semifinalist  
 • Set single-game school record with 10 RBI, tied records with 3 HR and 14 total bases at Kansas (May 3)  
 • 35-game on-base streak  
 • Leads Big 12 in batting average, OBP, OPS (1.219), third in SLG%  
 • Golden Spikes National POTW (May 5), Two-time Big 12 POTW



**#21 Cal Sefcik | UTL | So. | 6-0, 220 | Palos Heights, Ill.**  
 2025 Stats: .297, 7 HR, 41 RBI, 28 R, .469 SLG%, 27 BB  
 • Homered in back-to-back games last weekend (May 16-17)  
 • Career-high three walks vs. Louisville (March 25)  
 • Hit game-ending home run in run-rule victory vs. Canisius (March 9)  
 • Younger brother of Bearcats infielder Luke Sefcik



**#42 Derrick Pitts | OF | Fr. | 6-2, 198 | St. Louis, Mo.**  
 2025 Stats: .250, 3 HR, 14 RBI, 14 R, 3 HBP, 9 SB  
 • Has started each of last 14 games in center field  
 • Hit first career collegiate home run at Xavier on April 22  
 • Hit a three-run homer in game three at Kansas (May 4)



**#14 Landyn Vidourek | OF | Jr. | 6-1, 192 | Hamilton, Ohio**  
 2025 Stats: .299, 14 HR, 47 RBI, 55 R, .578 SLG%, 42 BB, 37 SB  
 • 37 stolen bases; fifth Bearcat ever with 30+ SB in a season  
 • Has not been thrown out by a catcher trying to steal second base since April 6, 2023 at Memphis  
 • School record-tying four walks vs. Arizona State (April 11)  
 • Multi-sport star in high school, was starting QB for football team




**#44 Tommy O'Connor | IB/DH | Sr. | 6-3, 235 | Mooresville, Ind.**  
 2025 Stats: .239, 7 HR, 30 RBI, 32 R, 14 2B, 28 BB  
 • 43 starts (29 at IB, 14 at DH)  
 • Homered in all three games at TCU  
 • Tied career-high with three walks at Kansas on May 3  
 • Honorable Mention All-Big 12 in 2024


## WEEKEND ROTATION (BASED OFF MOST STARTS MADE)



**#11 Nathan Taylor | RHP | So. | 6-5, 230 | Amelia, Ohio**  
 2025 Stats: 5-2, 3.65 ERA, 76 K, 29 BB, 74.0 IP  
 • Career-long outing in opener at Kansas (8.0 IP)  
 • Seven starts of at least 6.0 IP this season  
 • 29 batters K'd looking ranks second in the Big 12  
 • 2024 Honorable Mention All-Big 12, All-Freshman Team




**#51 Kellen O'Connor | LHP | RS-Sr. | 5-10, 185 | Portland, Ore.**  
 2025 Stats: 3-2, 4.55 ERA, 53 K, 19 BB, 63.1 IP  
 • Threw CG at Texas Tech (April 6), first by a UC pitcher since 2022  
 • Pitched ninth inning in both wins vs. Kansas State  
 • Second on team with 11 starts  
 • Transferred to UC after five years at CSU Bakersfield




**#29 Carson Marsh | RHP | So. | 5-0, 170 | West Chester, Ohio**  
 2025 Stats: 22 APP/7 GS, 3-4, 7.12 ERA, 40 K, 21 BB, 36.2 IP  
 • Has made 15 relief appearances and seven starts  
 • Started a game in six of the last seven weekend series  
 • Earned save at UNLV (Feb. 23)  
 • Tied for team lead with 24 appearances last season


## OTHER PITCHERS OF NOTE (BASED OFF INNINGS PITCHED)



**#41 Adam Mrakitsch | LHP | Sr. | 6-0, 168 | Howell, Mich.**  
 2025 Stats: 15 APP/7 GS, 6.02 ERA, 1-3, 41 K, 27 BB, 43.1 IP  
 • 5.2 IP vs. BYU in game three was longest outing of the year  
 • 2023 First-Team All-MAC; 2024 DIBaseball MAC Preseason PiOTY  
 • Transferred from Central Michigan, played under Bischel in 2022-23




**#38 Joel Pineiro | RHP | R-Jr. | 6-1, 202 | Miami, Fla.**  
 2025 Stats: 17 APP/5 GS, 2-3, 6.87 ERA, 27 K, 11 BB, 36.2 IP  
 • 12 relief appearances, five starts  
 • Struck out three in four scoreless innings in UC debut at Duke  
 • Father, Joel, spent 12 years in MLB (SEA, STL, LAA, BOS)



**#13 Brandon Scheurer | RHP | R-Sr. | 6-1, 197 | Portland, Mich.**  
 2025 Stats: 3-0, 4.25 ERA, 3 SV, 36.0 IP, 39 K, 16 BB  
 • Leads Cincinnati with 25 appearances on the mound and three saves  
 • Career-highs in innings pitched (4.0) and K's (6) at Oral Roberts (May 6)  
 • Played at Saginaw Valley State from 2020-24.

## OTHER HITTERS OF NOTE



**#5 Dawson Hokuf | IB/DH | R-Sr. | 6-4, 218 | Edmond, Okla.**  
 2025 Stats: .276, 13 RBI, 12 R, 6 2B, 14 BB  
 • Has made 22 starts (14 at DH, 8 at IB)  
 • Hit first homer as a Bearcat at Kansas (May 2)  
 • Tied career-high with two doubles vs. Arizona State (April 13)  
 • Second Team All-OVC selection last year at Lindenwood



**#19 Charlie Niehaus | INF | R-Fr. | 5-10, 178 | West Chester, Ohio**  
 2025 Stats: .296, 1 HR, 21 RBI, 31 R, 9 2B, 3 3B, 22 BB, 19 SB  
 • Names to Brooks Wallace Award Watch List (nation's top SS)  
 • 44 starts at shortstop  
 • Second on team with 19 stolen bases  
 • High school teammate of Carson Marsh at Moeller



**#4 Donovan Ford | OF | Sr. | 5-8, 160 | Greenville, S.C.**  
 2025 Stats: .224, 3 HR, 20 RBI, 24 R, 17 BB, 17 HBP  
 • Started in RF on May 16 vs. K-State, first game since April 22 (injury)  
 • Over-the-shoulder catch vs. Xavier was #1 on SportsCenter's Top 10  
 • 17 HBP tied for third in Big 12; four times has been plunked twice  
 • Transferred from Newberry, where he was a career .396 hitter



**CINCINNATI REDSHIRT SENIOR INFIELDER  
KERRINGTON CROSS**

has been named a semifinalist for two major awards in the last week. The Brownsburg, Ind. native has been named a semifinalist for the Golden Spikes Award and the Dick Howser Trophy.

The Golden Spikes Award is presented annually to the best amateur baseball player in the country. Cross is one of 25 players to be named a Golden Spikes Award semifinalist and the lone player from a Big 12 Conference program. He is the first Cincinnati player to be named a semifinalist for the award since Ian Happ in 2015.

Cross is one of 67 players named a semifinalist and one of seven Big 12 Conference players on the list.

Few players in the country boast the statistical resume of Cross, who has put together one of the best seasons ever by a Bearcat.

Following the conclusion of the regular season on Saturday, Cross was hitting .414 with 12 home runs, 49 RBI, 61 runs scored, 44 walks, 15 stolen bases, a .538 on-base percentage, and a .681 slugging percentage. He leads the Big 12 or ranks among the league leaders in several categories including batting average (1st), on-base percentage (1st), OPS (1.219, 1st), slugging percentage (3rd), hits (79, 3rd), runs scored (3rd), and walks (T-3rd).

As it stands, he would be the sixth player in school history to hit .400 in a season and the first since Lance Durham hit a school-record .427 in 2009. The others to accomplish that feat are Kevin Youkilis (1999, 2001), Mark Gabbard (1993), Tony Elsbrock (1991), and Mike Kinnett (1985). It would also be the 20th occurrence of a Big 12 player hitting .400 in a season. The last was West Virginia's JJ Wetherholt in 2023.

Against Big 12 competition, Cross' slash line is actually a tick higher across all three metrics. He hit .420, slugged .696, and posted an OBP of .544 in conference games this season.

Cross thrust himself onto the national stage with a remarkable performance on May 3 at Kansas. In that game, he tied the single-game school records for home runs (three) and total bases (14) and set a new single-game school record with 10 RBI. His 3-homer, 10-RBI game earned him multiple player of the week accolades and helped propel Cincinnati to one of its best wins of the season.

When Cross' UC career is finished, he will rank among the career leaders in school history in nearly every major offensive category. He ranks third all-

time in runs scored (217), tied for fourth in hits (217), fourth in home runs (41), fourth in triples (11), fifth in RBI (169), third in total bases (440), third

in walks (148), and fifth in stolen bases (62). His 214 career games played rank eighth all-time in program history.

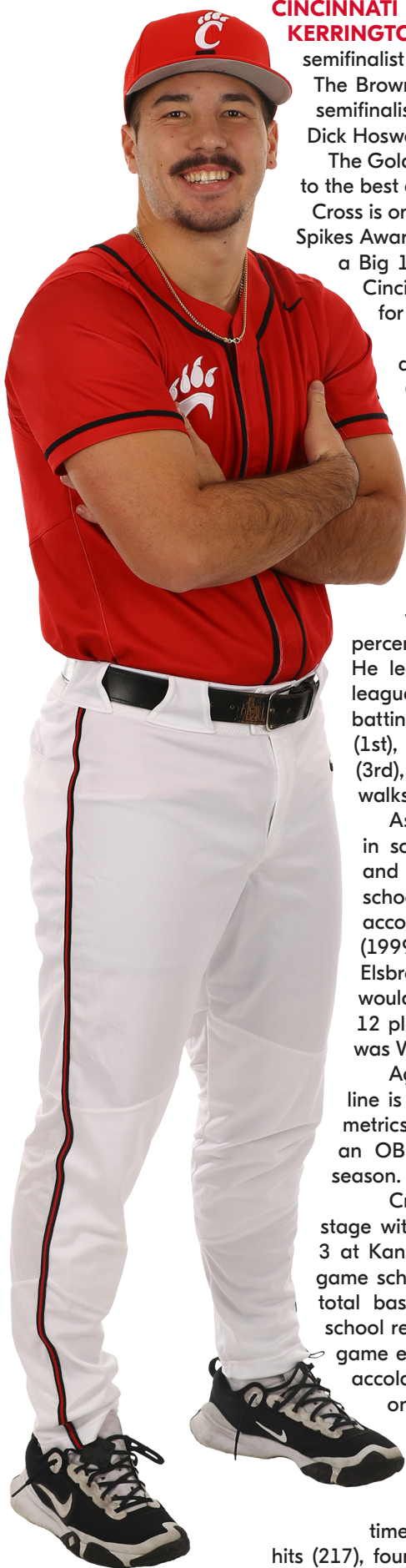
**ABOUT THE GOLDEN SPIKES AWARD**

Since 1978, USA Baseball has honored the top amateur baseball player in the country with the Golden Spikes Award. The award, which is presented on ESPN annually, goes to the amateur baseball player who exhibits exceptional athletic ability and exemplary sportsmanship. The 2024 Golden Spikes Award winner was Charlie Condon from the University of Georgia. Winners of this prestigious award from the past 20 years include Major League Baseball All-Stars such as Adley Rutschman ('19), Andrew Benintendi ('15), Kris Bryant ('13), Mike Zunino ('12), Bryce Harper ('10), Stephen Strasburg ('09), Buster Posey ('08), David Price ('07), Tim Lincecum ('06), Alex Gordon ('05), and Jered Weaver ('04). Fans can follow the Golden Spikes Award on Instagram and Twitter @USAGoldenSpikes.

**ABOUT THE DICK HOWSER TROPHY**

The Dick Howser Trophy, presented by The Game Headwear, is given in memory of the former Florida State University All-America shortstop and major league player and manager who died of brain cancer in 1987. The trophy is regarded as baseball's most prestigious award. Criteria for consideration of the trophy include performance on the field, leadership, moral character and courage — all qualities that were exemplified by Dick Howser's life.

Recent winners include Georgia's Charlie Condon (2024), LSU's Paul Skenes (2023), Texas' Ivan Melendez (2022), and Arkansas' Kevin Kopps (2021).



## QUICK FACTS / NOTES

## QUICK FACTS

## GENERAL

Location .....	Cincinnati, OH 45221
Founded .....	1819
Enrollment .....	52,000+ (Fall 2024)
Conference .....	Big 12
Nickname .....	Bearcats
Colors .....	Red (PMS 186) & Black
Home Field .....	UC Baseball Stadium
President .....	Neville G. Pinto, PhD
Director of Athletics .....	John Cunningham
Faculty Representative .....	Brian Hatch, PhD

## HISTORY

First Year of Baseball .....	1886
All-Time Record .....	1,814-1,964-21
No. Yrs in NCAA Tournament/Last .....	7/2019
Last NCAA Postseason Opponent .....	Creighton, L, 1-6

## COACHING STAFF

Head Coach .....	Jordan Bishel (St. Norbert '03)
Overall Record (Year) .....	377-204 (11th)
Record at Cincinnati (Year) .....	63-48 (2nd)
Assistant Coach (Infielders/Hitting/Recruiting) .....	Kyle Pettoruto
Year at Cincinnati .....	2nd/12th
Assistant Coach (Pitching) .....	Taylor Sheriff
Year at Cincinnati .....	2nd/9th
Assistant Coach (Outfielders/Bunting/Baserunning) ..	Tom Winske
Year at Cincinnati .....	2nd/27th

## SUPPORT STAFF

Director of Program Development .....	Kyle Schroeder (2nd season)
Director of Offensive Skills Development .....	Tyler Dellerman (2nd season)
Director of Pitching Development .....	Chris Krepline (1st season)
Athletic Trainer .....	Zach Malecki (2nd season)
Assistant Director, Sports Performance .....	Cameron Dietz (2nd season)

## 2024 INFORMATION

Overall Record .....	32-25
Home .....	18-8
Road .....	10-5
Neutral .....	4-2
2024 Conference Record .....	17-13
Home .....	10-5
Road .....	7-8
Finish .....	5th

## 2025 TEAM

Position Starters Returning/Lost: .....	6/3
Pitching Starters Returning/Lost: .....	2/1

## 2025 SCHEDULE INFORMATION

Home/Away/Neutral Games: .....	25/29/2
Big 12 Home/Away Games: .....	15/15
Non-Conf. Home/Away/Neutral Games: .....	10/14/2

## COMMUNICATIONS

Baseball Contact .....	Chris Cullum
Phone .....	630-220-4147
Email .....	cullumcm@ucmail.uc.edu

## FOLLOW THE BEARCATS

For all the latest information on Cincinnati baseball, please visit [GoBEARCATS.com](http://GoBEARCATS.com). For up-to-the-minute updates, follow UC baseball (@GoBearcatsBase) on X/Twitter, Instagram and Facebook.

## WELCOME TO ARLINGTON

The top 12 teams in the regular season standings advanced to the 2025 Phillips 66 Big 12 Baseball Championship at Globe Life Field in Arlington, Texas, which will be held Wednesday, May 21 to Saturday, May 24. In the new format, the top four seeds will receive a bye while the No. 5-12 seeds play four single elimination games in the first round. The winners will take on the top four seeds in the quarterfinals on Thursday, May 22 with a chance to advance to the semifinals on Friday, May 23. The Championship final will be played on Saturday, May 24. All games in the tournament will be single elimination.

Arlington has hosted the Big 12 Baseball Championship five times, with the event taking place at Globe Life Field each year since 2022. The venue, which is home to the 2023 World Series-champion Texas Rangers, opened in 2020 and has hosted the 2020 World Series, 2023 World Series, and 2024 MLB All-Star Game. The Big 12 remains the only Conference to crown its postseason champion in a Major League Baseball stadium, as well as in a retractable roof facility.

## BISCHEL BALL!

Head Coach Jordan Bishel's teams have an easily identifiable style of play: they run the bases well and aggressively, they are expert bunters, they work to make things hard on the opposing pitchers and defenses, and they play with the three E's: Energy, Enthusiasm, and Excitement. The numbers are there to back it up, too.

Few teams in the country utilize the bunt as well as the Bearcats. As a matter of fact, UC leads all Power 4 teams in bunt hits this season - by a wide margin:

## NCAA Division I Team Bunt Hits Leaders (Power 4)

1. CINCINNATI (BIG 12)	35
2. UCF (Big 12)	30
3. Purdue (Big Ten)	18
Maryland (Big Ten)	18
Missouri (SEC)	18

Cincinnati is 126-for-139 on stolen base attempts this season, and ranks first in the Big 12 and second among Power Four programs.

Individually, Landyn Vidourek's 37 stolen bases are first in the Big 12 and second among all Power Four players.

## NCAA Division I Team Stolen Base Leaders (Power 4)

1. Louisville (ACC)	145
2. CINCINNATI (BIG 12)	126
3. Boston College (ACC)	122
4. Kentucky (SEC)	121
5. Arizona State (Big 12)	113

## NCAA Division I Stolen Base Leaders (Power 4)

1. Lucas Moore (Louisville)	26
2. LANDYN VIDOUREK (UC)	37
3. Kane Kepley (North Carolina)	35
4. Tre Broussard (Houston)	30
Ryan Weingartner (Penn State)	30

Cincinnati also ranks second in the Big 12 in walks drawn this season:

## Big 12 Conference Leaders - Walks

1. Kansas	356
2. CINCINNATI	285
3. Baylor	270
4. Houston	268
5. BYU	260

## BEARCATS ON THE BIG (12) STAGE

When the University of Cincinnati officially joined the Big 12 Conference on July 1, 2023, the move brought the Bearcats Baseball program into one of the three best leagues in all of college baseball.

The numbers say that UC has stood up to the task.

Since the start of the 2024 season, Cincinnati is tied for fourth in the league with 33 Big 12 wins, trailing only West Virginia (38), Kansas (35), and Oklahoma State (34).

The only three programs with winning conference records the last two seasons are UC, West Virginia, and Oklahoma State.

Compared to the other three teams that joined the league prior to the 2024 season, Cincinnati's 33 wins rank above UCF (23), Houston (19), and BYU (17).

## 30 FOR 30

Cincinnati's win vs. Kansas State on May 15 was its 30th win of the season, giving the team back-to-back 30-win seasons. The last time UC won 30 games in consecutive seasons was 1999-2001, when it reached the 30-win benchmark three straight years.

## THE KERRINGTON CROSS GAME

Game two at Kansas on Saturday, March 3 was one of the best of the season in college baseball, a back-and-forth, high-scoring game that Cincinnati won 18-14 in 10 innings.

The star of the game was Kerrington Cross, who went 5-for-7 with three home runs and 10 RBI. It was perhaps the best performance ever by a Cincinnati hitter, as he set a new school record for RBI in a single game and tied the records for home runs and total bases (14) in a game in program history.

For his efforts, he received Big 12 Conference and Golden Spikes Award Player of the Week honors. It was his second weekly award from the Big 12 this season and his second national player of the week award in his career. Cross was named Collegiate Baseball's National Player of the Week once in 2023.

All three of his home runs either gave Cincinnati the lead or extended its lead late in the game. His first home run was a solo shot in the top of the first, his second homer was a three-run bomb in the top of the eighth that extended UC's lead, and his last home run of the game came in extra innings, another three-run homer that was the cherry on top of an historic day. He also played errorless defense at third base, and his leaping snag of a line drive in the bottom of the eighth inning preserved UC's lead and prevented the Jayhawks from potentially putting a rally together.

## HOME SWEET HOME

Cincinnati has had two long road trips this season, most recently embarking on an 11-day road trip where they had weekend series at Kansas (May 2-4) and TCU (May 9-11) and a midweek contest at Oral Roberts (May 6). UC went 5-2 during this trip, including a sweep of the No. 25 Jayhawks. They previously were gone from Feb. 20-March 3 playing four-game series at UNLV and UC San Diego.

While the Bearcats were successful during their most recent trip, they're always excited to play at home. UC was 18-6 at UC Baseball Stadium this season and own a 36-14 record at home under head coach Jordan Bishel.

## PITCHING STAFF CHANGES FROM 2024 TO 2025

Entering play this week, 12 pitchers have made at least 13 pitching appearances for the Bearcats this season. Of those 12 pitchers, only four pitched an inning for UC last season (Chase Horst, Carson Marsh, Michael Conte, and Nathan Taylor).

Brandon Scheurer (25), Hudson Johnson (21), Rodney Shultz (20), Adam Buczkowski (18), Joel Pineiro (17), Adam Mrakitsch (15), and Kellen O'Connor (15) are among the most-used pitchers on the staff, and



## NOTES

**KERRINGTON CROSS IN THE TOP 10**

Kerrington Cross will finish his career ranking inside the Top 10 in program history in several categories. Below are a few lists showing where he stands heading into play this week:

**Career Runs Scored**

1.	279	Kevin Youkilis	1998-01
2.	226	Matt Singer	1998-01
3.	<b>217</b>	<b>KERRINGTON CROSS</b>	<b>2022-PRESENT</b>
4.	192	Josh Harrison	2006-08
5.	190	Craig Tewes	1998-01
6.	165	Steve Barhorst	1993-96
	165	Pat Abbatiello	1984-87
8.	158	Troy Muckerheide	1992-95
9.	155	Chris Peters	2008-11
	155	Justin Glass	2011-14

**Career Hits**

1.	316	Matt Singer	1998-01
2.	313	Kevin Youkilis	1998-01
3.	287	Justin Glass	2011-14
4.	257	Craig Tewes	1998-01
	<b>257</b>	<b>KERRINGTON CROSS</b>	<b>2022-PRESENT</b>
6.	246	Josh Harrison	2006-08
7.	244	Steve Barhorst	1993-96
8.	236	Mike Kinnett	1984-87
9.	227	Connor McVey	2014-18
10.	226	Chris Peters	2008-11

**Career Home Runs**

1.	53	Kevin Youkilis	1998-01
2.	52	Matt Singer	1998-01
3.	44	Mike Spina	2008-09
4.	<b>41</b>	<b>KERRINGTON CROSS</b>	<b>2022-PRESENT</b>
5.	38	Chris Hamblen	1999-02
	38	Craig Tewes	1998-01
7.	37	Patt Abbatiello	1984-87
8.	34	Griffin Merritt	2019-22
9.	33	Ryan Nicholson	2020-23
10.	32	Cameron Satterwhite	2007-09

**Career RBI**

1.	239	Matt Singer	1998-01
2.	214	Craig Tewes	1998-01
3.	203	Kevin Youkilis	1998-01
4.	171	Chris Hamblen	1999-02
5.	<b>169</b>	<b>KERRINGTON CROSS</b>	<b>2022-PRESENT</b>
6.	153	Josh Harrison	2006-08
7.	148	Mike Spina	2008-09
8.	141	Justin Riddell	2008-11
	141	Justin Glass	2011-14
10.	137	Mark Martin	1984-87
	137	Troy Muckerheide	1992-95

**Career Walks**

1.	206	Kevin Youkilis	1998-01
2.	166	Craig Tewes	1998-01
3.	<b>148</b>	<b>KERRINGTON CROSS</b>	<b>2022-PRESENT</b>
4.	128	Ian Happ	2013-15
5.	122	Matt Singer	1998-01
6.	118	Chris Peters	2008-11
7.	117	Matt Primack	1993-96
8.	107	Chuck Barlage	1988-91
	107	Mark Muscenti	2003-06
10.	106	John Hansberry	1972-75
	106	Rick Linz	1973-76

redshirt senior Max Bergmann (14) appears on that list as well. Bergmann missed all of the 2024 season due to injury.

68.5% of the of the 474.2 innings thrown by Cincinnati pitchers this year have been from players who did not appear in a game for UC in 2024.

**LOCAL PRODUCTS CONTRIBUTING TO BEARCATS' SUCCESS**

There is plenty of great baseball being played in the Cincinnati area, and many players with local roots have been major contributors this season. Below is a list of all nine players from Southwest Ohio on UC's roster:

- #8 Louden Brooks (Cincinnati/McNicholas)
- #11 Nathan Taylor (Amelia/West Clermont)
- #14 Landyn Vidourek (Hamilton/Badin)
- #15 Kory Klingenberg (Cincinnati, Elder)
- #16 Michael Conte (Cincinnati/Walnut Hills)
- #19 Charlie Niehaus (West Chester/Moeller)
- #24 Carter Earls (Middletown/Bishop Fenwick)
- #29 Carson Marsh (West Chester/Moeller)
- #45 Brenden Garula (Mason/Mason)

Brooks, Vidourek, Klingenberg, and Niehaus have combined to make 147 starts this year, and Vidourek and Niehaus rank among the Top 5 hitters on the team according to batting average.

Cincinnati has two walk-off wins in Big 12 play, and both games were won by local guys. Vidourek's walk-off single vs. UCF and Klingenberg's walk-off squeeze bunt vs. Arizona State have been two of the most electric moments this season.

Taylor has been one of the best starting pitchers in the Big 12, sitting among the Top 10 in the league in innings pitched (74.0, 9th), ERA (3.65, 10th), and strikeouts (75, 10th). Conte and Marsh have been valuable bullpen pieces, combining to make 39 appearances on the mound.

**KERRINGTON CROSS NAMED #1 3B BY D1BASEBALL**

Redshirt senior Kerrington Cross is having one of the best seasons ever by a Bearcat, and his play is getting the attention of the college baseball world. D1Baseball ranked Cross as the top third baseman in the country in its latest round of position rankings. He was also recently named a semifinalist for the Golden Spikes Award and the Dick Howser Trophy.

An elite player all over the diamond, Cross leads UC and ranks among the Big 12 leaders in on-base percentage (.538, 1st), OPS (1.219, 1st), batting average (.414, 1st), hits (79, 3rd), runs scored (61, T-3rd), slugging percentage (.681, 3rd) and walks (44, T-3rd).

Looking at single-season school records, as things stand entering this week Cross ranks second in on-base percentage and third in batting average. Should he end the season hitting above .400, he would be the sixth player in program history to hit over .400 in a season. Kevin Youkilis (x2), Lance Durham, Mark Gabbard, Tony Elsbrock, and Mike Kinnett are the others.

Cross ranks among the national leaders in Division I in on-base percentage (5th) and batting average (10th).

His ability to get on base has proven to be an asset, as his 61 runs scored lead the team. Cross ranks third among active Division I players in career runs scored.

**Division I Active Career Leaders - Runs Scored**

1.	Wyatt Henseler (Texas A&M)	228
2.	Jake Hyde (Duke)	221
3.	<b>KERRINGTON CROSS (UC)</b>	<b>217</b>
4.	Robbie Burnett (Georgia)	204
5.	Ben Miller (Duke)	200

Cross is the most experienced player (214 career games played) on Cincinnati's roster and also one of its best. His 214 career games played place him among the Top 25 among active leaders in career games played at one school.

Last season he hit .321 with 11 home runs, 53 RBI, 63 runs scored, 46 walks, and 16 stolen bases and led UC in hits (71) and walks. Cross ended the season ranking in the top ten in the Big 12 in walks, runs, and stolen bases.

Head Coach Jordan Bischel called Cross "one of the most valuable players in college baseball" and he lived up to that name at Duke. Cross hit .438 with two home runs and six RBI that weekend while also stealing two bags and starting all three games.

For his efforts in the season-opening series at Duke, Cross was named to the NCAA's Week 1 Lineup of the Week.


**NATHAN TAYLOR = WORKHORSE**

One of the best pitchers in the Big 12 so far this season is Cincinnati sophomore Nathan Taylor. The big right-hander is sitting among the Top 10 in the league in innings pitched (74.0, 9th), ERA (3.65, 10th), and strikeouts (75, 10th).

On May 2 at Kansas, against preseason Big 12 Pitcher of the Year Dominic Voegelé, Taylor struck out seven across eight innings to help lead UC to a win that set the tone for a series sweep.

Taylor has thrown at least five innings in all but three of his starts and has at least seven strikeouts in six starts.

Taylor was terrific in his first collegiate season last year and was named honorable mention All-Big 12 and earned a spot on the all-freshman team. He made 16 starts and two relief appearances, posting an 8-2 record with 70 strikeouts in 72.2 innings pitched. His eight victories were tied for second in the Big 12 and tied for ninth-most in a season in school history.

**LANDYN VIDOREK: 5-TOOL PLAYER**

Junior Landyn Vidourek has been able to do it all this season and ranks among the team leaders with 14 home runs, 47 RBI, 55 runs scored, 10 doubles, 42 walks, and 37 stolen bases. He ranks seventh in the Big 12 in runs scored.

Vidourek is 37-for-38 on stolen base attempts this season and ranks among the national leaders in steals. A full list of NCAA Division I stolen base leaders (Power Four only) can be found on the previous page.

If he wants to steal second base, he typically is automatic; Vidourek has not been thrown out by a catcher at second base since April 6, 2023 at Memphis.

His 42 walks are tied for fifth in the Big 12. He walked four times in the series opener vs. Arizona State, which tied a single-game school record and made him the first time a Bearcat had walked four times in one game since Josh Hegemann did so vs. Butler in 2023.

Vidourek's skills were on display at Texas Tech, as he homered in both games of Sunday's doubleheader and made several terrific diving catches in right field to rob the Red Raiders of a couple hits.

His biggest hit of the year came in game two vs.

## NOTES

UCF. With UC trailing 6-5 in the bottom of the 10th inning and down to his last strike, Vidourek ripped a two-run single up the middle for a walk-off base hit to win the game.

Vidourek put together an incredible six-game stretch from March 4-11, hitting .500 (12-for-24) with four home runs, 11 RBI, 11 runs scored, five walks, and seven stolen bases. His two home runs came during the Canisius series and were prodigious, as one hit Fifth Third Arena and the other landed near the entrance to the arena, and he outdid himself on vs. Miami with a two-run home run that registered 116 MPH off the bat.

A local product from Hamilton, Ohio, Vidourek starred at Badin High School in both baseball and football. He was a two-way player on the diamond and the team's starting quarterback on the gridiron.

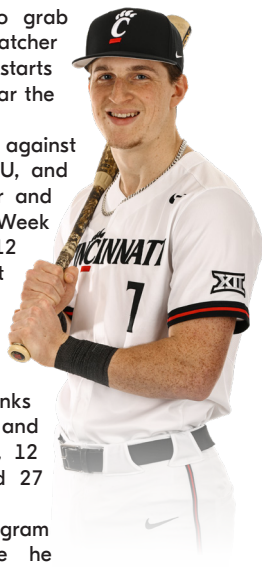
### JACK NATILI GRABS REINS BEHIND THE PLATE

Sophomore Jack Natili is in his first season at Cincinnati, but he's done everything he can to grab onto the starting catcher role. He has made 42 starts behind the plate, by far the most on the team.

He was outstanding against Oral Roberts and TCU, and earned Big 12 Player and Newcomer of the Week awards on May 12 for his efforts. He hit .556 (10-for-18) while homering twice and driving in nine runs.

Overall, Natili is hitting .328, which ranks third on the team, and has eight home runs, 12 doubles, 47 RBI, and 27 walks.

Natili joined the program from Rutgers, where he spent the 2024 season and started 44 games. Coming out of high school, he was the No. 16-ranked prospect in Pennsylvania and the top prep catcher in his class from the state according to Perfect Game.



### PAIR OF FRESHMEN STEPPING UP FOR UC

Two freshmen, Quinton Coats and Derrick Pitts, have seen increased playing time the last few weeks and have made the most of their opportunities.

Since April 13, Quinton Coats has been one of Cincinnati's leading hitter (.393) and has four home runs, four doubles, and 16 runs scored. Pitts is hitting .308 and has three home runs and 12 RBI during that stretch.

The home run Coats hit on April 13 vs. Arizona State was a game-tying, pinch hit homer in the bottom of the ninth to help keep the Bearcats alive.

### SEFCIK BROTHERS REUNITE IN CLIFTON

Neither Luke nor Cal Sefcik began their career at Cincinnati, but the brothers are on the same team once again in 2025.

Cal has been one of Cincinnati's best hitters this season and has seven home runs, 41 RBI, 27 walks, 28 runs scored, and eight doubles.

Luke started his collegiate career at Central Michigan and followed head coach Jordan Bischel to Cincinnati prior to last season. Cal was a freshman at Indiana last year before transferring to UC prior to this season.

## BIG 12 REGULAR SEASON RESULTS BY TEAM

### No. 1 seed West Virginia

1-0 at Oklahoma State (March 16); 1-2 vs. Arizona (March 21-23); 2-1 at BYU (March 27-29); 3-0 vs. Utah (April 4-6); 3-0 at Houston (April 11-13); 3-0 vs. Cincinnati (April 17-19); 3-0 at UCF (April 25-27); 2-1 vs. Texas Tech (May 3-4); 1-2 at Kansas State (May 9-11); 0-3 vs. Kansas (May 15-17).

### No. 2 seed Kansas

2-1 vs. Baylor (March 15-17); 1-2 at Arizona State (March 21-23); 3-0 vs. Oklahoma State (March 28-30); 3-0 at UCF (April 4-6); 0-3 at TCU (April 11-13); 3-0 vs. Kansas State (April 18-20); 3-0 at Utah (April 25-27); 0-3 vs. Cincinnati (May 2-4); 2-1 vs. BYU (May 8-10); 3-0 at West Virginia (May 15-17).

### No. 3 seed TCU

1-2 vs. Arizona State (March 14-16); 2-1 at Texas Tech (March 21-23); 2-1 at Houston (March 28-30); 3-0 vs. BYU (April 3-4); 3-0 vs. Kansas (April 11-13); 1-2 at UCF (April 17-19); 2-1 vs. Baylor (April 25-27); 1-2 at Arizona (May 2-4); 2-1 vs. Cincinnati (May 9-11); 2-1 at Utah (May 15-17).

### No. 4 seed Arizona

3-0 vs. Cincinnati (March 14-16); 2-1 at West Virginia (March 21-23); 1-2 vs. Baylor (March 28-30); 2-1 at Arizona State (April 4-6); 2-1 vs. Oklahoma State (April 11-13); 2-1 at BYU (April 17-19); 1-2 at Texas Tech (April 26-27); 2-1 vs. TCU (May 2-4); 1-2 vs. Utah (May 9-11); 2-1 at Houston (May 15-17).

### No. 5 seed Arizona State

2-1 at TCU (March 14-16); 2-1 vs. Kansas (March 21-23); 3-0 at Utah (March 28-30); 1-2 vs. Arizona (April 4-6); 1-2 at Cincinnati (April 11-13); 2-1 vs. Texas Tech (April 17-19); 3-0 vs. BYU (April 24-26); 2-1 at Baylor (May 2-4); 2-1 vs. Houston (May 9-11); 0-3 at Oklahoma State (May 15-17).

### No. 6 seed Kansas State

3-0 vs. Utah (March 14-16); 2-1 at Baylor (March 21-23); 3-0 vs. Texas Tech (March 28-30); 0-3 at Oklahoma State (April 4-6); 2-1 vs. UCF (April 11-13); 0-3 at Kansas (April 17-19); 2-1 vs. Houston (April 25-27); 2-1 at BYU (May 1-3); 2-1 vs. West Virginia (May 9-11); 1-2 at Cincinnati (May 15-17).

### No. 7 seed Oklahoma State

0-1 vs. West Virginia (March 16); 1-2 at Utah (March 21-23); 0-3 at Kansas (March 28-30); 3-0 vs. Kansas State (April 4-6); 1-2 at Arizona (April 11-13); 1-1 vs. Houston (April 18-20); 1-2 at Cincinnati (April 25-27); 3-0 vs. UCF (May 2-4); 2-1 at Baylor (May 9-11); 3-0 vs. Arizona State (May 15-17).

### No. 8 seed Cincinnati

0-3 at Arizona (March 14-16); 1-2 vs. BYU (March 21-22); 3-0 vs. UCF (March 28-30); 2-1 at Texas Tech (April 4-6); 2-1 vs. Arizona State (April 11-13); 0-3 at West Virginia (April 17-19); 2-1 vs. Oklahoma State (April 25-27); 3-0 at Kansas (May 2-4); 1-2 at TCU (May 9-11); 2-1 vs. Kansas State (May 15-17).

### No. 9 seed Texas Tech

3-0 at Houston (March 14-16); 1-2 vs. TCU (March 21-23); 0-3 at Kansas State (March 28-30); 1-2 vs. Cincinnati (April 4-6); 2-1 vs. Baylor (April 11-13); 1-2 at Arizona State (April 17-19); 2-1 vs. Arizona (April 26-27); 1-2 at West Virginia (May 3-4); 1-2 vs. UCF (May 9-11); 1-2 at BYU (May 15-17).

### No. 10 seed Baylor

1-2 at Kansas (March 14-16); 1-2 vs. Kansas State (March 21-23); 2-1 at Arizona (March 28-30); 1-2 vs. Houston (April 4-6); 1-2 at Texas Tech (April 11-13); 2-1 vs. Utah (April 17-19); 1-2 at TCU (April 25-27); 1-2 vs. Arizona State (May 2-4); 1-2 vs. Oklahoma State (May 9-11); 2-1 at UCF (May 15-17).

### No. 11 seed Houston

0-3 vs. Texas Tech (March 14-16); 2-1 at UCF (March 21-23); 2-1 at Baylor (April 4-6); 0-3 vs. West Virginia (May 11-13); 1-1 at Oklahoma State (April 18-20); 1-2 at Kansas State (April 25-27); 3-0 vs. Utah (May 2-4); 1-2 at Arizona State (May 9-11); 1-2 vs. Arizona (May 15-17).

### No. 12 seed BYU

1-2 vs. UCF (March 13-15); 2-1 at Cincinnati (March 21-22); 1-2 vs. West Virginia (March 27-29); 0-3 at TCU (April 3-4); 1-2 at Utah (April 10-12); 1-2 vs. Arizona (April 17-19); 0-3 at Arizona State (April 24-26); 1-2 vs. Kansas State (May 1-3); 1-2 at Kansas (May 8-10); 2-1 vs. Texas Tech (May 15-17).

Luke and Cal shared a cool moment on Opening Day when they hit back-to-back in the order. Luke hit sixth and started at second base, while Cal hit seventh and started at DH.

Kevin Sefcik, father of Cal and Luke, spent seven years in the big leagues, six with the Philadelphia Phillies. Kevin coached Cal and Luke at Marist High School in suburban Chicago as well.

### DONOVAN FORD IS #1!

A transfer from Division II Newberry, Donovan Ford has started 37 games in center field for the Bearcats this season. He turned in perhaps the best highlight of his career on April 15 vs. Xavier.

In the top of the fifth, Ford made an unbelievable over-the-shoulder catch for the first out of the inning

that was reminiscent of Willie Mays. The catch was picked as the No. 1 play on SportsCenter's Top 10 that night.

Scan the QR code to see a video highlight of Ford's incredible play.

One of Cincinnati's most accomplished transfer portal additions, Ford had an extraordinary career at Newberry. He left as its all-time leader in career batting average (.396) and was second in stolen bases (91). Ford was an ABCA Second Team All-American in 2024 after hitting

.421 and getting on-base at a .506 clip. When he got on base he was dangerous, stealing 35 bases. Ford was an All-American in 2023 as well, starting all 58 games while hitting .406 and driving in 70 runs. He had 42 steals and a school-record 86 runs scored in 2023 as well.



## NOTES

**LAUDEN BROOKS MANNING THE MIDDLE OF THE INFIELD**

Senior Lauden Brooks has been an integral part of Cincinnati's lineup this season, having started 26 games at second base and nine at shortstop. On the recent 11-day road trip at Kansas, Oral Roberts, and TCU, he hit .350 and slugged a couple home runs.

His biggest hit of the year was a pinch-hit, game-tying double at UNLV on Feb. 23. After missing the previous three games, Brooks entered the game as a pinch hitter and drove in the tying run to help spark a ninth-inning comeback in Vegas.

An honorable mention all-conference selection last season, Brooks made 49 starts (22 at 2B, 21 at SS, six at DH). He hit .301 with two home runs, 34 RBI, 10 doubles, 44 runs scored, and 13 stolen bases. Brooks collected 20 multi-hit efforts, tied for second on the team. His father, Marc Brooks, pitched for the Bearcats in 1984-85.

**KELLEN O'CONNOR GOES THE DISTANCE AT TEXAS TECH**

Senior left-handed pitcher Kellen O'Connor turned in an incredible outing in game two at Texas Tech on April 6, allowing just one run on six hits while striking out five and walking none in a complete game effort.

It was the first nine-inning complete game by a UC pitcher since Beau Keathley did it against Tulane on May 24, 2022. It was also the first nine-inning complete game by a Big 12 pitcher this season, and the first time an opposing pitcher went the distance against Texas Tech since their 2021 Super Regional vs. Stanford.

O'Connor was one of Cincinnati's biggest gets in the transfer portal this past offseason. The Portland, Ore. Native spent the last five seasons at CSU-Bakersfield, missing the 2023 campaign due to injury. He was Bakersfield's Sunday starter last season, logging a 2.89 ERA and 64 punchouts in 81.0 innings. His best performance of the season was a complete-game victory at UC Davis on May 25 when he allowed just one earned run while scattering eight hits and one walk.

**FOR JOEL PINEIRO, IT'S IN HIS GENES**

Redshirt junior right-handed pitcher Joel Pineiro has been valuable on the mound this season. His ability to both start and come from the bullpen has made him a versatile weapon for the Bearcats, and he has made five starts while coming as a reliever 12 times.

In his Cincinnati debut at Duke, he turned in a stellar performance by striking out three in 4.0 shutout frames to earn the win in the 8-3 victory on Opening Day.

Pineiro transferred to UC from FIU, where he started 19 games on the mound.

Pineiro's father, Joel, spent 12 seasons in the major leagues (2000-2011) as a pitcher with the Seattle Mariners, St. Louis Cardinals, Los Angeles Angels, and Boston Red Sox. He won 104 games and collected 1,058 strikeouts in his MLB career.

**CHARLIE NIEHAUS NAMED TO BROOKS WALLACE AWARD WATCH LIST**

Redshirt freshman Charlie Niehaus has been picked to the Brooks Wallace Award Watch List by the College Baseball Foundation. It was announced on April 18.

Niehaus has started 44 games at shortstop this season and ranks among the team leaders in batting average, runs scored, and stolen bases. Earlier this season he had a stretch of 107 total chances at shortstop with just one error.

The Brooks Wallace Award honors the nation's

top shortstop and will be presented later this year. It is named for former Texas Tech shortstop Brooks Wallace, who played for the Red Raiders from 1977 to 1980. Wallace died of leukemia at the age of 27.

**SWISS ARMY KNIFE CHRISTIAN MITCHELLE CAN DO IT ALL**

Junior Christian Mitchell is one of the most versatile players on the diamond whenever he takes the field. He has started 43 games this year at five different positions, and has also pitched in nine games. He has also hit up and down the order, hitting in the three, five, six, seven, eight, and nine spots so far this season.

Mitchell's versatility has been noticed on a national level as he was named to the watch list for the John Olerud Two-Way Player of the Year award on April 15.

It marks the second straight season he earned a spot on the list.

Mitchell received second-team All-Big 12 distinctions last year as a two-way threat. He started 42 games (25 at SS, 11 at DH, six at 2B) and pitched in 22 games out of the bullpen. Mitchell hit .319 at the dish with four home runs, 22 RBI, 34 runs scored, and nine stolen bases. Out of the bullpen, he led UC with six saves and totaled 39.1 innings of work.

At Duke opening weekend, Mitchell recorded the final out on the mound in the game one victory and also started all three games in the outfield. He has started games this year in left field and right field and also at third base and second base.

**CALLING ON CARSON MARSH**

Sophomore Carson Marsh led UC in appearances last season, and he's second in appearances this year with 22. He has also made seven starts this season and has made a start in six of the last seven weekend series.

Marsh was thrust into a high-leverage bullpen role last season and responded about as well as one could hope for a true freshman. He appeared in 24 games and posted a 4.30 ERA in 44.0 innings of work, striking out 52 while walking 15. The local product made his collegiate debut on Opening Day last season and came up big in one of the most important wins of the season, striking out four in 2.2 scoreless frames against Texas in the Big 12 Tournament.

**ADAM MRAKITSCH REUNITES WITH BISCHEL**

Senior left-hander Adam Mrakitsch has made seven starts so far, and turned in his best start of the year vs. Canisius. In 4.2 shutout innings of work, he struck out seven and allowed just three hits.

His longest outing of the season came vs. BYU when he struck out six in 5.2 innings in the finale against the Cougars.

Mrakitsch joined the Bearcats this past offseason from Central Michigan, where he played under Jordan Bischel for two seasons. His best season came in 2023, when he was a First-Team All-MAC honoree after finishing 8-4 with a 3.59 ERA and 80 strikeouts while holding opposing hitters to a miniscule .196 batting average. Mrakitsch was D1Baseball's preseason MAC Pitcher of the Year in 2024 and made nine starts before being shut down with an injury. He fields his position well too,

receiving an All-Defensive Team nod in 2023.

**J-HAY RETURNS!**

A familiar face attended the April 15 game vs. Xavier as former Bearcat and MLB All-Star Josh Harrison was in attendance to throw out the ceremonial first pitch. Harrison played three years at Cincinnati and was named BIG EAST Co-Player of the year in his final season, helping lead the team to 39 wins while hitting .378. He played 13 seasons in the big leagues, eight with the Pittsburgh Pirates, and was named an All-Star in 2014 and 2017.

**RANKED!**

Following its statement-making series win at No. 11 Duke during opening weekend, Cincinnati was ranked No. 25 in the D1Baseball Top 25 poll for the first time ever.

The following week, UC moved up two spots to No. 23 in the poll. The Bearcats were the highest-ranked Big 12 team in the poll, just ahead of No. 25 TCU.

**NOTING THE SWEEP AT KANSAS**

Cincinnati swept No. 25 Kansas in Lawrence to begin the month, May 2-4. There were several notable nuggets about the performance:

- Cincinnati has now won six games against nationally ranked opponents this season, the most since at least 2000.
- The series sweep vs. the No. 25-ranked Jayhawks (36-13, 15-9 Big 12) is UC's first sweep of a ranked opponent since at least 2000 as well.
- The 38 combined runs over the course of the series are the most by Cincinnati in a three-game series sweep since scoring 40 combined runs in a sweep vs. Georgetown in 2006.
- The six home runs Cincinnati hit on Saturday are the most in a game so far this season.
- The Bearcats are now 4-1 in extra-inning games after the 10-inning 18-14 win in game two.

**NOTING THE UCF SWEEP**

Cincinnati notched its first Big 12 sweep of the season March 28-30, winning all three games against UCF:

- The sweep was the first for the Bearcats over the Knights in series history, which began in 2014 when both were members of the American Athletic Conference.
- UC is now 2-0 in weekend series against UCF as members of the Big 12. Cincinnati took two out of three last year in Orlando.
- The Bearcats' ability to withstand adversity and find ways to get on base were the keys to the sweep. UC grabbed the lead in the eighth inning on Sunday and walked off the Knights on Saturday, and shut down a UCF bases-loaded rally in the win on Friday.
- At the plate, Cincinnati walked (22) more than it struck out (21) and posted a .457 on-base percentage across all three games.
- Kerrington Cross was unbelievable all weekend long, going 5-for-7 at the plate with four walks and four HBP, posting an otherworldly .813 on-base percentage for the series. While he did not record a hit on Sunday, he reached base four times (three HBP, one walk) to help set the tone for the Cincinnati offense.
- Cincinnati has now played 39 home games under head coach Jordan Bischel and holds a 29-10 record at home.

**NOTING THE LOUISVILLE WIN**

Cincinnati beat No. 18 Louisville at home on



## NOTES

March 26, 12-2, an impressive victory for a number of reasons:

- After allowing two runs in the top of the first inning, Cincinnati's pitching staff clamped down on the Cardinals. The combination of Max Bergmann, Hudson Johnson, and Carson Marsh helped keep the Cardinals hitless until the top of the seventh inning.
- The win was UC's third over a ranked team this season, the most wins against a ranked opponent since 2019.
- The victory was also the third win at home over a ranked Louisville team since 2017. UC defeated the No. 1-ranked Cardinals in 2017 and walked off the No. 5-ranked Cardinals in 2021.
- The 10-run margin of victory was the second-highest against a ranked team since 2000. The largest occurred earlier this season in the 19-5 win at No. 11 Duke.

## NOTING THE MARCH 4-11 HOMESTAND

Cincinnati's first homestand was a six-game stretch that began with a midweek contest vs. Toledo on March 5 and was followed by a four-game weekend series vs. Canisius and a game against Miami (Ohio) on March 11. The Bearcats went 6-0 and put up some impressive numbers during their first homestand of the 2025 season:

- The Miami attendance was 2,188, the seventh-largest crowd for a home game at UC Baseball Stadium in program history and the largest since 2023.
- Cincinnati won its first six home games to start the season. The last time UC won that many home games in a row to start the year was 2016 when it won its first 10 home games.
- Landyn Vidourek was incredible at the plate, hitting .500 (12-for-24) with four home runs, 11 RBI, and 11 runs scored in six games.
- Cal Sefcik (.579) and Jack Natili (.565) hit better than .500 over the six games.
- Sefcik showed an exceptional eye at the plate, drawing six walks while not striking out once over the last six games.
- UC hit .393 as a team and slugged .621 while posting a 2.60 team ERA.

## NOTING THE CANISIUS SERIES

- The four wins combined with the victory vs. Toledo on Tuesday give the Bearcats a 5-0 record at home. The last time UC won that many home games in a row to start the year was 2016 when it won its first 10 home games.
- Cincinnati outscored Canisius 42-7 over the four games, its most runs scored in a four-game series since March 18-20, 2022 against Saint Joseph's (43).
- Its four-game series sweep was its first since taking all four games against North Alabama at home on March 3-5, 2023.
- UC hit .406 for the weekend while holding Canisius to a team batting average of just .181 over the course of the series.
- Cal Sefcik and Landyn Vidourek tied for the team lead over the weekend with eight RBI.
- Vidourek slugged an incredible 1.143, as half of his eight hits went for extra bases. He slugged two homers and two doubles as well. Vidourek also led the Bearcats with five stolen bases.
- The pitching staff combined to allow just two runs over the final three games. Canisius managed just three hits on Sunday, tied for the fewest allowed in a game by UC pitchers this season. The last time UC allowed two or fewer combined runs over a three-game stretch was March 11-

13, 2011 vs. Cleveland State.

## NOTING OPENING WEEKEND AT DUKE

The Bearcats opened the 2025 season in exciting fashion, winning two out of three games at No. 11 Duke. After winning 8-3 on Opening Day and dropping game two in extra innings, Cincinnati exploded for a 19-5 win in game three.

Plenty of impressive notes came out of opening weekend:

- Cincinnati became ranked in the D1Baseball Top 25 for the first time in program history. D1Baseball's Top 25 poll began in 2015. The Bearcats have been nationally ranked before, ending the 1961 (No. 18) and 1971 (No. 13) seasons ranked in the Collegiate Baseball year-end Top 25.
- UC's win on Opening Day was its first victory against a ranked non-conference opponent since March 30, 2021 against No. 5 Louisville.
- In defeating the No. 11 Blue Devils, the Bearcats won a series against a ranked opponent for the first time since No. 22 UConn on April 5-7, 2019.
- Game three's 14-run margin of victory was UC's highest against a ranked opponent since at least 2000.
- Eighteen Bearcats made their Cincinnati debuts during the opening weekend.

## COACHING STAFF UPDATES

Cincinnati had a couple updates to its coaching staff during the offseason. Tayler Sheriff was promoted from director of pitching development to pitching coach, and Chris Krepline joined the program as the new director of pitching development.

During Sheriff's first season with the Bearcats in 2024, the team posted a 32-25 overall record and a 17-13 mark in conference play, the program's first 30-win season since 2019. UC finished the regular season in fifth place in the Big 12 after being picked to finish in last in the preseason coaches poll.

Cincinnati also saw its team ERA drop by nearly a full run in 2024 from the previous season, and it posted its lowest single-season ERA since 2019.

Krepline comes to Cincinnati following a successful stint as the head coach at Lawrence University. From 2019-24, he earned two Midwest Conference Coach of the Year awards and held Lawrence to two conference titles (2022 and 2024).

In 2024, Krepline's squad posted a 31-11 record, the most wins in a season in school history, and four of his student-athletes earned All-America recognitions. His 2022 team won the Midwest Conference and took the conference tournament crown as well, earning the school's first trip to the NCAA Division III Tournament since 1979. He earned D3Baseball and ABCA Region 9 Coach of the Year accolades that season.

## CINCINNATI EARNS THREE PRESEASON ALL-BIG 12 HONORS

Three Bearcats were named preseason all-conference: Kerrington Cross, Christian Mitchell, and Nathan Taylor. Cincinnati was one of just two Big 12 schools with at least three honorees, the other being preseason favorite Oklahoma State.

Below is a look at the Big 12's preseason coaches poll:

1. Oklahoma State (9)	163
2. Arizona (4)	152
3. TCU (1)	149
4. West Virginia	115
5. Texas Tech	111
6. Arizona State	96
7. UCF	93

8. Kansas State	88
9. Kansas	85
10. Cincinnati	73
11. Houston	45
12. Utah	44
13. Baylor	39
14. BYU	21

## COACHING STAFF TIES

Bischel has a long history with assistants Tom Winske and Kyle Schroeder, having spent a lot of time with both of them at different institutions.

Winske and Schroeder were both on staff at CMU with Bischel from 2019-23, helping the Chippewas win four Mid-American Conference championships and earn three NCAA Tournament berths.

Schroeder also coached under Bischel for four years at Northwood University (2015-18) and for two seasons at Midland University (2013-14).

Winske was a successful coach at St. Norbert College in De Pere, Wis. From 1999-2018 and coached Bischel as a player from 2000-03. Bischel also served as an assistant coach under Winske from 2007-09.

## WINSKE INDUCTED INTO ST. NORBERT COLLEGE ATHLETICS HALL OF FAME

Assistant coach Tom Winske's former school, St. Norbert College, announced that he would be inducted into the athletics department's Hall of Fame later this year.

Winske, who coached at St. Norbert from 1999-2018, compiled a career record of 444-287-1 and led the program to five NCAA Division III berths. His 444 career wins were the most in the history of the Midwest Conference at the conclusion of his tenure, and he was named Midwest Conference North Division Coach of the Year nine times. Winske led St. Norbert to conference titles in 2003, 2012, 2014, and 2017.

## PUTTING IN THE WORK IN THE CLASSROOM

Not only have the Bearcats been getting it done on the field, they've gotten it done in the classroom as well. UC received its ninth straight ABCA Team Academic Excellence Award last summer.

Even better, last semester the baseball program posted a cumulative 3.429 GPA, the highest semester GPA in program history. Thirty-four players earned a spot on the Honor Roll with a GPA of 3.0 or higher, 25 made the Dean's List at 3.5 or higher, and five earned a perfect 4.0 semester GPA.

## BEARCATS SIGN HIGHEST-RATED RECRUITING CLASS IN PROGRAM HISTORY

Cincinnati's success last season helped pave the way for a successful signing day last fall. The Bearcats added 11 signees during the early signing period, putting together a class that ranked 46th nationally, the highest-rated recruiting class in program history.

The 2025 recruiting class is comprised of pitcher Connor Blue (O'Fallon, Ill.), outfielder/first baseman/pitcher Joe DuSell (Elgin, Ill.), pitcher Scott DiMarco (Medina, Ohio), catcher Enzo Infelise (New Lenox, Ill.), pitcher Tucker King (Western Springs, Ill.), outfielder Luke Kosko (Jefferson Hills, Pa.), first baseman/outfielder Nolan Jaworski (St. Louis, Mo.), outfielder Quincy Mazeke (Glenoak, Ohio), pitcher Brandon Menser (Sesser, Ill.), infielder Jackson Reardon (Hebron, Ky.), and infielder Ben Voegele (Hamilton, Ohio).

## 2025 BIG 12 CONFERENCE FINAL STANDINGS

SCHOOL	BIG 12	WIN%	OVERALL	WIN%	H	A	N	STK
West Virginia	19-9	.679	40-13	.755	17-7	23-5	0-1	L4
Kansas	20-10	.667	42-14	.750	20-7	20-7	2-0	W5
TCU	19-11	.633	37-17	.685	22-7	14-8	1-2	W1
Arizona	18-12	.600	36-18	.667	24-6	10-8	2-4	W2
Arizona State	18-12	.600	35-21	.625	26-9	9-12	0-0	L3
Kansas State	17-13	.567	31-23	.574	18-3	7-18	6-2	W1
Oklahoma State	15-12	.556	27-22	.551	18-6	5-12	4-4	W3
<b>CINCINNATI</b>	<b>16-14</b>	<b>.533</b>	<b>31-23</b>	<b>.574</b>	<b>18-6</b>	<b>13-16</b>	<b>0-1</b>	<b>L1</b>
Texas Tech	13-17	.433	20-32	.385	12-13	7-16	1-3	W1
Baylor	13-17	.433	33-21	.611	22-11	10-8	1-2	L1
Houston	12-17	.414	29-24	.547	15-13	14-10	0-1	L2
BYU	10-20	.333	27-26	.509	11-11	16-15	0-0	L1
UCF	9-21	.300	29-26	.527	19-13	10-13	0-0	W1
Utah	8-22	.267	21-29	.420	6-10	13-19	2-0	L1

## 2025 BIG 12 PLAYERS OF THE WEEK

## Week 1 (Feb. 17)

Player: Brandon Compton, ASU  
 Co-Pitcher: Ethan Calder, BAY  
 Co-Pitcher: Colter McAnelly, UTAH  
 Newcomer: Cole Cramer, TCU

## Week 2, (Feb. 24)

Co-Player: Nu'u Contrades, ASU  
 Co-Player: Cooper Vest, BYU  
 Pitcher: Colter McAnelly, UTAH  
 Co-Newcomer: Mathis Meurant, UA  
 Co-Newcomer: Lincoln Sheffield, KSU

## Week 3, (March 3)

Player: Maximus Martin, KSU  
 Co-Pitcher: Harrison Bodendorf, OSU  
 Co-Pitcher: Griffin Kirn, WVU  
 Newcomer: Tommy Barth, KU

## Week 4, (March 10)

Player: Xavier Perez, HOU  
 Pitcher: Ben Jacobs, ASU  
 Co-Newcomer: Jack Martinez, ASU  
 Co-Newcomer: Maximus Martin, KSU

## Week 5, (March 17)

Player: Jackson Hauge, KU  
 Pitcher: Chase Meyer, WVU  
 Newcomer: AJ Evasco, KSU

## Week 6, (March 24)

Player: Sawyer Strosnider, TCU  
 Pitcher: Colter McAnelly, UTAH  
 Newcomer: Sawyer Strosnider, TCU

## Week 7, (March 31)

Co-Player: Kerrington Cross, UC  
 Co-Player: Michael Brooks, KU  
 Pitcher: Dominic Voegelé, KU  
 Newcomer: Matt King, ASU

## Week 8, (April 7)

Player: Brady Ballinger, KU  
 Pitcher: Harrison Bodendorf, OSU  
 Newcomer: Sean Youngerman, OSU

## Week 9, (April 14)

Player: Logan Suave, WVU  
 Pitcher: Harrison Bodendorf, OSU  
 Newcomer: Harrison Bodendorf, OSU

## Week 10, (April 21)

Co-Player: Mason White, UA  
 Co-Player: Ryder Robinson, BYU  
 Co-Pitcher: Matt Sauser, UCF  
 Co-Pitcher: Tommy Lapour, TCU  
 Newcomer: Jackson Hauge, KU

## Week 11, (April 28)

Player: Matt King, ASU  
 Pitcher: Dominic Voegelé, KU  
 Newcomer: Matt King, ASU

## Week 12, (May 5)

Player: Kerrington Cross, UC  
 Pitcher: Harrison Bodendorf, OSU  
 Newcomer: Keegan O'Connor, KSU

## Week 13, (May 12)

Player: Jack Natili, UC  
 Pitcher: Cooper Moore, KU  
 Newcomer: Jack Natili, UC

## Week 14, (May 19)

Player: Brayden Smith, OSU  
 Pitcher: Dominic Voegelé, KU  
 Newcomer: Brayden Smith, OSU



## 2026 BIG 12 CHAMPIONSHIP MOVING TO SURPRISE STADIUM

**IRVING, Texas** - The Big 12 Conference has selected Surprise Stadium, the spring training home of the Texas Rangers and Kansas City Royals, as the new host site for the Big 12 Baseball Championship beginning in 2026. Located in Surprise, Arizona, Surprise Stadium was recently ranked #1 in USA Today's Best Spring Training Facility rankings.

"We are excited to continue our partnership with REV Entertainment as the Big 12 Baseball Championship moves to a world-class venue in Arizona," said Big 12 Chief Competition Officer Scott Draper. "Surprise Stadium is a premier facility that will create a great atmosphere and experience for our student-athletes and fans."

The 10,714-seat venue offers lawn seating, air-conditioned suites and other premium seating areas. Surprise Stadium has hosted MLB spring training for two decades as well as the Arizona Fall League and an annual college baseball tournament that will be operated by REV Entertainment in partnership with the City of Surprise beginning in 2026.

The Big 12 Baseball Championship has been hosted at Globe Life Field in Arlington, Texas since 2022 in conjunction with REV Entertainment. The Big 12 will continue its partnership with REV Entertainment for the planning and operation of its baseball championship at Surprise Stadium.

"Bringing the Big 12 Baseball Championship to Surprise Stadium represents an exciting new chapter in our partnership with the Big 12 Conference and the City of Surprise," said Jared Schrom, Senior Vice President of REV Entertainment. "We look forward to creating a new tradition in Arizona starting in 2026."

The 2026 Big 12 Baseball Championship will make its debut at Surprise Stadium with its 12-team field May 20-23.

## THE LAST TIME

## THE LAST TIME A BEARCATS PLAYER ...

Hit for the cycle.....	Anthony Snowell, May 7, 1999 vs. Saint Louis
Hit a grand slam.....	Kerrington Cross, April 1, 2025 at Miami (Ohio)
Hit a walk-off home run.....	Kameron Guidry, April 11, 2023 vs. Miami (OH)
Hit a walk-off base hit.....	Kory Kligenbeck, April 13, 2025 vs. Arizona State
Walk-off RBI without a hit.....	Josh Hegemann, bases-loaded HBP; March 2, 2024 vs. Northern Illinois
Led off the game with a home run.....	Landyn Vidourek, May 10, 2025 at TCU
Hit back-to-back home runs.....	Kory Kligenbeck-Donovan Ford, April 6, 2025 at Texas Tech
Hit back-to-back-to-back home runs.....	Ryan Nicholson-Kerrington Cross-JP Sponseller; May 19, 2022 vs UCF, 3rd inning
Hit two home runs in a game.....	Alec Jones, May 23, 2024 vs. Texas Tech
Hit 3+ home runs in a game.....	Kerrington Cross, May 3, 2025 at Kansas
Hit a home run in two straight games.....	Cal Sefcik, May 16-17, 2025 vs. Kansas State
Hit a home run in three straight games.....	Tommy O'Connor, May 9-11, 2025 at TCU
Hit an inside-the-park home run.....	Paul Komistek, February 29, 2020 vs. Oakland
Hit two doubles in a game.....	Dawson Hokuf, April 13, 2025 vs. Arizona State
Hit three doubles in a game.....	Jace Mercer, May 9, 2021 at Houston
Hit two triples in a game.....	Kerrington Cross, March 19, 2022 vs Saint Joseph's
Had four hits in a game.....	Jack Natili, May 6, 2025 at Oral Roberts
Had five hits in a game.....	Kerrington Cross/Jack Natili, May 3, 2025 at Kansas
Had 6+ hits in a game.....	Cole Harting, 6; March 20, 2021 at Xavier
Had four RBIs.....	Jack Natili, May 9, 2025 at TCU
Had five RBIs.....	Kameron Guidry, March 10, 2024 at Kansas State
Had 6+ RBIs.....	Kerrington Cross; 10; May 3, 2025 at Kansas
Scored three runs.....	Kerrington Cross, May 6, 2025 at Oral Roberts
Scored four runs.....	Lauden Brooks, May 3, 2025 at Kansas
Scored 5+ runs.....	Jace Mercer, 5; February 28, 2020 vs Oakland
Stole 3 bases.....	Landyn Vidourek, May 9, 2025 at TCU
Stole 4+ bases.....	Landyn Vidourek, 4; at #24 West Virginia, April 19, 2025
Walked three times.....	Quinton Coats, May 4, 2025 at Kansas
Walked four times.....	Landyn Vidourek, April 13, 2025 vs. Arizona State
Hit by a pitch twice.....	Tommy O'Connor, April 13, 2025 vs. Arizona State
Hit by a pitch three times.....	Kerrington Cross, March 30, 2025 vs. UCF
Had 15+ putouts.....	Tommy O'Connor - 1B, 17; March 28, 2025 vs. UCF
Has 20+ putouts.....	Ryan Noda - 1B, 21; April 12, 2015 vs. Memphis
Had 8+ assists.....	Lauden Brooks - 2B, 8; March 28, 2025 vs. UCF
Had 10+ assists.....	Sean Springer - 2B, 11; May 6, 2023 vs. ECU
Threw a complete game.....	Nathan Taylor, April 7, 2024 vs. TCU (7 innings)/Kellen O'Connor, April 6, 2025 at Texas Tech (9 innings)
Threw a complete-game shutout.....	Dylan Brosky, March 4, 2023 vs. North Alabama (7 innings)/J.T. Perez; April 20, 2018 vs #24 UConn
Threw a complete game in back-to-back appearances.....	Tristan Hammans; April 14/21, 2015 vs. Xavier/Louisville
Two Bearcats threw consecutive complete games.....	Walker/Walsh; April 9/11, 2014, vs. Miami (OH)/UConn
Three Bearcats threw consecutive complete games.....	Orndorff/Zellner/Perez; May 8/13/14, 2016, vs. UCF/ Houston
Logged 10 or more strikeouts.....	Nathan Taylor, 11, February 22, 2025 at UNLV
Pitched more than 9 innings in a game.....	B.J. Borsa, 9.2; May 18, 2002 vs. Saint Louis
Struck out four batters in an inning.....	Tony Cento; May 7, 1999 vs. Saint Louis
Threw a no-hitter.....	Chris Murphy; April 15, 1995 vs IUPUI

## THE LAST TIME UC ...

Had 15-19 hits.....	16 at Oral Roberts, May 6, 2025
Had 20+ hits.....	23 at #25 Kansas, May 3, 2024
Scored 10-14 runs.....	11 at TCU, May 9 2025
Scored 15-19 runs.....	18 at #25 Kansas, May 3, 2025
Scored 20+ runs.....	22 at Xavier, March 20, 2021
Scored 10+ runs in one inning.....	10 runs, 6th inning vs. Oakland, March 19, 2006
Hit 5+ doubles.....	7 vs. Arizona State, April 13, 2025
Hit 3+ triples.....	3 vs. Miami, April 10, 2019
Hit three home runs.....	vs. UCF, March 28, 2025
Hit four home runs.....	at TCU, May 11, 2025
Hit 5+ home runs.....	6 at #25 Kansas, May 3, 2025
Hit two grand slams.....	Kameron Guidry & Kory Kligenbeck; at Xavier March 22, 2023
Stole five bases.....	at Oral Roberts, May 6, 2025
Stole six bases.....	vs. Oklahoma State, April 25, 2025
Stole 7+ bases.....	7, vs. Oklahoma State, April 26, 2025
Played 10 innings.....	at #25 Kansas, May 3, 2025
Played 11 innings.....	vs. UCF, May 21, 2024
Played 12+ innings.....	12, at Texas Tech, April 4, 2025
Swept a 3-game series.....	at #25 Kansas, May 2-4, 2025
Was swept in a 3-game series.....	at #24 West Virginia, April 17-19, 2025
Swept a 4-game series.....	vs. Canisius, March 7-9, 2025
Was swept in a 4-game series.....	at #11 ECU, April 1-3, 2021
Swept a doubleheader.....	vs. Canisius, March 7, 2025
Was swept in a doubleheader.....	vs. #12 Oklahoma, May 16, 2024
Turned a triple play.....	8-6-3; at Miami, May 7, 2019



## HEAD COACH JORDAN BISCHEL



## JORDAN BISCHEL • HEAD COACH • SECOND SEASON • ST. NORBERT '03

Jordan Bischel is entering his second season as the head coach at Cincinnati in 2025.

The 2024 season was Bischel's first at Cincinnati, and he led the Bearcats to a terrific year in their inaugural Big 12 campaign.

UC posted a 32-25 overall record and a 17-13 mark in conference play, the program's first 30-win season since 2019. Cincinnati finished the regular season in fifth place in the Big 12 after being picked to finish in last in the preseason coaches poll.

The Bearcats claimed six series wins in conference play including series vs. TCU, West Virginia, and UCF, and also posted an 18-8 record at home.

Bischel helped coach seven All-Big 12 players in 2024, including first-team selection Josh Kross. Christian Mitchell was named to the second team while Nathan Taylor, Lauden Brooks, Kerrington Cross, Josh Hegemann, and Tommy O'Connor were all honorable mention.

In his first year at UC, Bischel successfully implemented his style of play and saw his players buy in as well. The Bearcats were among the national leaders in walks (320, most in school history) and stolen bases (109) and ranked atop the league in HBP (91). Cincinnati's ability to get on base and take extra bases led to an average of 7.4 runs per game, which ranked fourth in the league.

Bischel was announced as the 33rd head coach in program history on June 18, 2023.

The Green Bay, Wis., native came to UC from Central Michigan, where he served as head coach for five seasons. He also spent four seasons as head coach of Northwood, an NCAA Division II program in Midland, Mich., and two seasons at the helm of NAIA program Midland University in Fremont, Neb.

He has previously won eight conference championships: four at Central Michigan, four at Northwood.

Bischel led the Chippewas to four Mid-American Conference (MAC) championships -- two regular season and two tournament -- and three NCAA Regionals. The Chippewas went 177-80 (.689) during Bischel's tenure.

In five seasons as head coach at CMU, Bischel had a 102-32 MAC record and posted three consecutive 40-win full seasons for the first time since 1986-88. His teams won a combined 132 games in 2019, '21 and '22, the winningest three-year stretch in program history.

Bischel's CMU teams went a combined 31-8 against the five other Michigan Division I programs, Michigan, Michigan State, Eastern Michigan, Western Michigan and Oakland, and Bischel led his Chippewas to 12 victories over opponents from Power 5 conferences.

In 2022, the Chippewas finished 43-19, including 30-7 and in second place in the MAC. They made a remarkable run to the league tournament crown, starting 1-1 and then winning three consecutive elimination games, the final two against host and regular season champion Ball State. That put the Chippewas in the NCAA Tournament for the third straight season, where they went 1-2 and bowed to No. 13-ranked Florida in the Gators' home stadium in Gainesville.

The Chippewas posted a 42-18 ledger in 2021, capped by a 2-2 finish in the NCAA Regional in South Bend, Ind. The Chippewas were the No. 4 seed in the four-team tournament and posted victories over No. 2 Michigan and No. 3 UConn.

Bischel electrified CMU baseball from the word go in 2019, leading it to its first MAC Tournament championship and its first NCAA Tournament berth since

1995. The 2019 squad posted a 47-14 mark -- an 18-win improvement over the 2018 squad -- and a dramatic 6-5 victory over Miami (Fla.) in an NCAA Regional game in Starkville, Miss. It was CMU's first NCAA Tournament victory since 1988.

The Chippewas earned their first MAC regular season title since 2015, tied the program record for victories in a season (47), and its .770-win percentage was fifth best in the nation.


Prior to his time at CMU, Bischel was the head coach of Northwood from 2014 to 2018. The Timberwolves posted a combined 137-76 record and won two Great Lakes Intercollegiate Athletic Conference (GLIAC) Championships as well as two GLIAC Tournament titles. Over his last two seasons, Northwood won 84 games -- the best two-year stretch prior to Bischel's arrival featured 55 wins (1989-90).

Before Northwood, Bischel coached at Midland University in Fremont, Neb., for two seasons, leading the Warriors to a combined 74-45 record. In his first year at Midland, the Warriors won 31 games, an 18-victory improvement over the previous year.

Bischel also coached in the Northwoods League for five seasons, four with the Green Bay Bullfrogs and one with the Wisconsin Woodchucks. He also served as the pitching coach for three seasons at Northwest Missouri State and was an assistant coach at John Carroll University in Ohio and at St. Norbert College in Wisconsin.

Bischel was an academic all-conference first baseman and pitcher at St. Norbert from 2000 to 2003. He earned all-conference honors and served as the team captain as a senior.

Bischel and his wife Katie have three sons, twins Luke and Parker, and Chase.



## THE BISCHEL FILE

Hometown: Green Bay, Wisconsin

Wife: Katie

Children: Luke, Parker, Chase

Education: St. Norbert '03

Playing Career: St. Norbert - 2000-03 (First base/Pitcher)

## COACHING CAREER

YEAR	SCHOOL	POSITION
2004-06	St. Norbert	Assistant Coach
2007-09	John Carroll	Assistant Coach
2010-12	Northwest Missouri State	Assistant Coach
2013-14	Midland	Head Coach
2015-18	Northwood	Head Coach
2018-23	Central Michigan	Head Coach
2024-Present	Cincinnati	Head Coach

## CAREER ACCOMPLISHMENTS

- MAC Coach of the Year (2019, 2021)
- GLIAC Coach of the Year (2017, 2018)

## CHAMPIONSHIPS

- MAC Tournament Championship (2019, 2022)
- MAC Regular Season Championship (2019, 2021)
- GLIAC Tournament Championship (2017, 2018)
- GLIAC Regular Season Championship (2017, 2018)
- GPAC Tournament Championship (2014)

## NCAA DIVISION I TOURNAMENT APPEARANCES

- 2022 NCAA Regional (Gainesville, Fla.); 1-2
- 2021 NCAA Regional (South Bend, Ind.); 2-2
- 2019 NCAA Regional (Starkville, Miss.); 1-2

## BISCHEL YEAR-BY-YEAR RECORD

OVERALL					CONFERENCE				
YEAR	SCHOOL	W	L	PCT	W	L	PCT	FINISH	POSTSEASON
2013	Midland	31	26	.544	9	11	.450	6th	NAIA Opening Round
2014	Midland	43	19	.693	16	4	.800	3rd	NAIA Opening Round
MIDLAND TOTALS		74	45	.622	25	15	.625		1-4
YEAR	SCHOOL	W	L	PCT	W	L	PCT	FINISH	POSTSEASON
2015	Northwood	28	23	.549	20	12	.625	3rd	
2016	Northwood	25	24	.510	14	16	.467	3rd	
2017	Northwood	46	13	.780	26	6	.813	1st	NCAA Midwest Regional
2018	Northwood	28	16	.636	21	7	.750	1st	NCAA Tournament Qualifier
NORTHWOOD TOTALS		137	76	.643	81	41	.664		3-4
YEAR	SCHOOL	W	L	PCT	W	L	PCT	FINISH	POSTSEASON
2019	CMU	47	14	.770	22	5	.815	1st*	NCAA Regional
2020	CMU	11	6	.647	0	0	.000	N/A	
2021	CMU	41	18	.694	31	9	.775	1st	NCAA Regional
2022	CMU	43	19	.693	30	7	.811	2nd*	NCAA Regional
2023	CMU	34	23	.596	19	11	.633	3rd	
CMU TOTALS		177	80	.688	101	32	.759		4-6
YEAR	SCHOOL	W	L	PCT	W	L	PCT	FINISH	POSTSEASON
2024	Cincinnati	32	25	.561	17	13	.567	5th	
2025	Cincinnati	31	24	.574	16	14	.533		
CINCINNATI TOTALS		64	48	.568	33	27	.550		
NCAA CAREER TOTALS		377	204	.649	240	114	.678		8-14

## ASSISTANT COACHES

**TAYLER SHERIFF**

PITCHING COACH / ASSISTANT COACH

Taylor Sheriff is entering his second season with Cincinnati in 2025. He was promoted to serve as the team's pitching coach in August 2024 after spending the previous season as the director of pitching development.

During his first season with the Bearcats in 2024, the team posted a 32-25 overall record and a 17-13 mark in conference play, the program's first 30-win season since 2019. UC finished the regular season in fifth place in the Big 12 after being picked to finish in last in the preseason coaches poll.

The Bearcats claimed six series wins in conference play including series vs. TCU, West Virginia, and UCF, and also posted an 18-8 record at home.

Working with the pitching staff, Sheriff helped mentor freshman right-hander Nathan Taylor to an All-Big 12 campaign. Taylor was named to the league's all-freshman team and was an honorable mention all-conference selection.

In addition to Taylor, Sheriff helped two-way player Christian Michelle to a Second-Team All-Big 12 accolade. Michelle appeared in 22 games on the mound and totaled six saves, while throwing 39.1 innings for the Bearcats.

Cincinnati also saw its team ERA drop by nearly a full run in 2024 from the previous season, and it posted its lowest single-season ERA since 2019.

Sheriff came to UC from Western Illinois where he served as interim head coach of the baseball program for the 2023 season. He was the pitching coach and recruiting coordinator during the 2022 season, which was his first with the program.

In his first season, the Leathernecks saw an improvement in overall wins, Summit League victories and conference finish. Western Illinois also had improvements in nearly every major statistical category.

Prior to joining Western Illinois, Sheriff spent three years working for the baseball program at Spalding University as a pitching coach and recruiting coordinator. He oversaw three pitchers who were named All-SLIAC in 2019.

In 2017-18, Sheriff contributed as a volunteer assistant coach at Indiana University of Pennsylvania. Prior to that, he worked nearby at Penn State - New Kensington as an assistant coach.

Since 2014, Sheriff has spent his summer days functioning as a general manager and head coach for Paul Carpenter Capital Advisors AAABA Baseball in his home state of Pennsylvania. He started his coaching career in 2015 with United High School in Armagh, Pa.

**KYLE PETTORUTO**

ASSISTANT COACH / RECRUITING COORDINATOR

Kyle Pettoruto is in his second season with the Bearcats in 2025.

His roles include overseeing the recruiting efforts of the program, instructing infield play, and assisting in all areas of the offense.

UC posted a 32-25 overall record in 2024 and a 17-13 mark in conference play, the program's first 30-win season since 2019. Cincinnati finished the regular season in fifth place in the Big 12 after being picked to finish in last in the preseason coaches poll.

The Bearcats claimed six series wins in conference play including series vs. TCU, West Virginia, and UCF, and also posted an 18-8 record at home.

Six hitters earned All-Big 12 honors in 2024, including first-team selection Josh Kross. Two-way performer Christian Michelle was named to the second team while Lauden Brooks, Kerrington Cross, Josh Hegemann, and Tommy O'Connor were all honorable mention.

Under Pettoruto's tutelage, UC scored 423 runs in 2024, the highest single-season total since 2008. UC averaged 7.4 runs per game, which ranked fourth in the Big 12. The Bearcats were also among the national leaders in walks (320, most in school history) and stolen bases (109) and ranked atop the league in HBP (91).

Pettoruto officially joined the Cincinnati baseball program on July 11, 2023. He came to UC after following a four-year stint as the hitting coach/assistant coach for Rutgers University (2020-23).

Pettoruto helped lead Rutgers to back-to-back top-5 league finishes, rebuilding a program that had not finished better than 10th in its entire Big Ten history prior to his arrival. The Scarlet Knights went 77-38 (.670) overall and 31-17 (.646) in the Big Ten over 2022 and 2023.

Under Pettoruto's guidance in 2022, Rutgers had one of the most prolific lineups in all of college baseball. The Scarlet Knights led the country with 9.6 runs per game and were top-5 nationally in runs (565) and doubles (147). In addition, the 2022 recruiting class was ranked No. 25 by D1Baseball.com and Top 35 by Baseball America.

Prior to his time at Rutgers, Pettoruto spent six seasons at Bryant and was a part of six straight Northeast Conference regular season championships and two NCAA Tournament appearances.

He played a role in producing 40 All-NEC selections, 46 All-New England selections, six ABCA All-Northeast selections, two NEC and New England Players of the Year, four NEC Rookies of the Year, two New England Rookies of the Year, one Collegiate Baseball Freshman Player of the Year and four Freshman All-Americans in his six seasons at Bryant.

Prior to Bryant, Pettoruto worked as an assistant coach with the North Shore Navigators in the Futures Collegiate Baseball League in the summer of the 2012. Following the summer, Pettoruto was hired as an assistant coach at Merrimack. He worked with the outfielders and the hitters, helping the Warriors set a school record for wins in the spring of 2013.

Pettoruto was a four-year letterwinner at the University of New Haven and helped the Chargers earn a spot in the 2010 NCAA Tournament. He also played for the Joplin Outlaws of the MINK League and the Rome Thunderbolts during the summer.

**TOM WISKE**

ASSISTANT COACH

Tom Wiske is in his second season as an assistant coach with Cincinnati. He works with the Bearcat catchers and outfielders as well as oversee bunting and baserunning.

UC posted a 32-25 overall record and a 17-13 mark in conference play, the program's first 30-win season since 2019. Cincinnati finished the regular season in fifth place in the Big 12 after being picked to finish in last in the preseason coaches poll.

The Bearcats claimed six series wins in conference play including series vs. TCU, West Virginia, and UCF, and also posted an 18-8 record at home.

Wiske helped mentor one of the most exciting offenses in the Big 12 in 2024. The Bearcats were among the national leaders in walks (320, most in school history) and stolen bases (109) and ranked atop the league in HBP (91). Cincinnati's ability to get on base and take extra bases led to an average of 7.4 runs per game, which ranked fourth in the league.

His work with outfielder Josh Hegemann led to an honorable mention all-conference accolade for the senior, one of seven Bearcats to earn All-Big 12 honors in 2024.

UC collected 109 stolen bases in 2024, the most in a single season since swiping a school-record 133 in 2008.

Wiske was hired as an assistant coach on July 11, 2023, resuming his longtime affiliation with head coach Jordan Bischel when the latter was named to lead the Cincinnati baseball program.

Wiske came to Cincinnati from Central Michigan, where he served as a volunteer assistant coach from 2019 to 2023. He combined with Bischel to lead the Chippewas to four Mid-American Conference (MAC) championships -- two regular season and two tournament -- and three NCAA Tournament berths.

With Wiske on the coaching staff, the Chippewas compiled an 102-32 MAC record and posted three consecutive 40-win full seasons for the first time since 1986-88. They won a combined 132 games in 2019, '21 and '22, marking the winningest three-year stretch in program history.

Wiske came to CMU after a highly successful two-decade run as the head coach at NCAA Division III St. Norbert College in De Pere, Wis. He amassed a 444-287-1 career mark from 1999 to 2018 and is the Midwest Conference's all-time leader in both conference and overall wins. In January 2025, he was inducted into the St. Norbert College Athletics Hall of Fame.

Wiske was named the Midwest Conference North Division Coach of the Year nine times in his 20 years at St. Norbert and led the Green Knights to four conference championships and five NCAA Tournament berths. His 2017 team won 30 games, the most victories in a season by any men's athletics team in St. Norbert history.

Bischel, a pitcher, played for Wiske at St. Norbert from 2000 to 2003 and served as an assistant under his mentor from 2007-09.

## SUPPORT STAFF

**KYLE SCHROEDER**

DIRECTOR OF PROGRAM DEVELOPMENT

Kyle Schroeder is in his second season as the director of program development for Cincinnati Baseball. He joined the Bearcats prior to the 2024 season after a four-year stint as an assistant coach at Central Michigan.

Schroeder is considered one of the top catching instructors in college baseball, having worked with college catchers for over 16 years. In just the last five seasons he has mentored four catchers who are now playing professional baseball, including former Bearcat and 2024 MLB Draft selection Josh Kross.

During his first season with the Bearcats in 2024, the team posted a 32-25 overall record and a 17-13 mark in conference play, the program's first 30-win season since 2019. UC finished the regular season in fifth place in the Big 12 after being picked to finish in last in the preseason coaches poll.

The Bearcats claimed six series wins in conference play including series vs. TCU, West Virginia, and UCF, and also posted an 18-8 record at home.

Schroeder played a major role in helping lead CMU to four Mid-American Conference championships -- two regular season and two tournament -- and three NCAA Tournament berths.

He previously served under Bischel for four years at Northwood University, where they combined to lead the program to unprecedented success, capped by back-to-back Great Lakes Intercollegiate Athletic Conference regular season and tournament championships in 2017 and 2018.

Prior to his four years at Northwood, Schroeder served as an assistant under Bischel at Midland University in 2013-14. Together, they led Midland to a league championship and an appearance in the NAIA National Tournament.

Schroeder began his coaching career as an assistant in 2008 at Luther College, worked as a graduate assistant at Northwest Missouri State and served as an assistant with the Green Bay Bullfrogs of the Northwoods League.

As a player at Luther from 2004 to 2007, Schroeder led the Norse to Iowa Intercollegiate Athletic Conference regular season and tournament championships during his senior year. He was named the 2007 IIAAC Most Valuable Player and remains the program leader in several offensive categories, including career home runs (30) and career RBI (172).

Schroeder earned a bachelor's degree from Luther and a master's from Northwest Missouri State.

**CHRIS KREPLINE**

DIRECTOR OF PITCHING DEVELOPMENT

Chris Krepline joined the Cincinnati Baseball coaching staff as the director of pitching development in September 2024.

Krepline comes to Cincinnati following a successful stint as the head coach at Lawrence University. From 2019-24, he earned two Midwest Conference Coach of the Year awards and held Lawrence to two conference titles (2022 and 2024).

This past season, Krepline's squad posted a 31-11 record, the most wins in a season in school history, and four of his student-athletes earned All-America recognitions. Outfielder Jacob Charon was named the league's player of the year and pitcher Quinn Berglin was named the pitcher of the year.

His 2022 team also won the Midwest Conference and took the conference tournament crown as well, earning the school's first trip to the NCAA Division III Tournament since 1979. He earned D3Baseball and ABCA Region 9 Coach of the Year accolades that season.

Overall, Krepline coached 21 all-conference players and had 12 all-region selections during his time at Lawrence.

Krepline, who also had a stint as an assistant coach at Lawrence in 2013 and 2014, was an assistant coach at St. Norbert college from 2015-18. During that time, he coached six All-Midwest Conference and four All-Central Region pitchers. St. Norbert also won three Midwest Conference North Division titles, a Midwest Conference championship and played in the NCAA Division III Regional Tournament.

His previous experience also includes coaching the Green Bay Rockets of the Northwoods League and a stint at Reedsville High School from 2011-13.

Krepline is a 2009 graduate of Carthage College, where he earned his bachelor's degree in exercise and sport science. He received a master's degree in applied exercise science from Concordia University in 2015.

He was a pitcher at Carthage, helping lead his team to the finals of the NCAA Division III Baseball Championship in 2007. A two-sport star, Krepline was also a wide receiver on the football team and won a CCIW Championship in 2004.

Krepline played professional baseball for two years with stints on the Lake County Fielders, Macon Pinetoppers, Saskatchewan Silver Sox and Rockford River Hawks.

Krepline and his wife, Bri, have two sons, Boe and Crewe, and a daughter, Sadie.

**TYLER DELLERMAN**

DIRECTOR OF OFFENSIVE SKILL DEVELOPMENT

Tyler Dellerman is in his second season with the Bearcats in 2025. He serves as the program's offensive skills coordinator.

His duties include assisting with baserunning and hitting scouting reports and working with infielders and catchers.

During his first season with the Bearcats in 2024, the team posted a 32-25 overall record and a 17-13 mark in conference play, the program's first 30-win season since 2019. UC finished the regular season in fifth place in the Big 12 after being picked to finish in last in the preseason coaches poll.

The Bearcats claimed six series wins in conference play including series vs. TCU, West Virginia, and UCF, and also posted an 18-8 record at home.

Prior to his arrival at UC, Dellerman starred at the University of Charleston for three seasons. In 153 games he hit .371 and tallied 38 home runs, 167 RBI, 49 doubles, and 157 runs scored while slugging .704. He was named Mountain East Conference Player of the Year in 2023 and was a NCBWA Division II All-American. He also holds the program's single-season RBI record (67), which he set in 2022.

Dellerman played at Urbana University in 2019-20, earning MEC Freshman of the Year honors in 2019. In 57 games spread across two seasons he hit .315 with 10 home runs and 50 RBI.

Dellerman is from Maineville, Ohio and attended St. Xavier High School.





## #2 KERRINGTON CROSS

R/R • 6-1 • 215

POSITION: **INF**CLASS: **RS-SENIOR**HOMETOWN: **BROWNSBURG, IND.**HIGH SCHOOL: **BROWNSBURG**

## SEASON HIGHS

5 at Kansas (5/3/25)  
 1, last at TCU (5/9/25)  
 1, last at West Virginia (4/18/25)  
 3 at Kansas (5/3/25)  
 14 at Kansas (5/3/25)  
 10 at Kansas (5/3/25)  
 3, last at Oral Roberts (5/6/25)  
 3, last at Kansas (5/3/25)  
 3 vs. UCF (3/30/25)  
 2, last vs. Kansas State (5/15/25)

**H**  
**2B**  
**3B**  
**HR**  
**TB**  
**RBI**  
**R**  
**BB**  
**HBP**  
**SB**

## CAREER HIGHS

5 at Kansas (5/3/25)  
 2, last vs. Xavier (4/17/24)  
 2 vs. St. Joseph's (3/19/22)  
 3 at Kansas (5/3/25)  
 14 at Kansas (5/3/25)  
 10 at Kansas (5/3/25)  
 4, last vs. Akron (3/6/24)  
 3, last at Kansas (5/3/25)  
 3 vs. UCF (3/30/25)  
 2, last vs. Kansas State (5/15/25)

YEAR	AVG	GP-GS	AB	R	H	2B	3B	HR	RBI	TB	SLG%	OB%	BB	HBP	SB
2022	.291	52-50	196	44	57	9	5	9	30	103	.526	.386	28	3	17
2023	.262	54-48	191	49	50	10	1	9	37	89	.466	.367	30	3	14
2024	.321	57-57	221	63	71	10	2	11	53	118	.534	.451	46	8	16
2025	.414	51-50	191	61	79	9	3	12	49	130	.681	.538	44	11	15
Career	.322	214-205	799	217	257	38	11	41	169	440	.551	.439	148	25	62



## #3 CHRISTIAN MITCHELLE

R/R • 6-0 • 200

POSITION: **INF/RHP**CLASS: **JUNIOR**HOMETOWN: **ROMEOVILLE, ILL.**HIGH SCHOOL: **PLAINFIELD EAST**PREVIOUS: **CENTRAL MICHIGAN**

## SEASON HIGHS

3, last vs. Oklahoma State (4/26/25)  
 1, last vs. Kansas State (5/17/25)  
 1 vs. Milwaukee (4/23/25)  
 1, last at Texas Tech (4/6/25)  
 5 vs. Miami (Ohio) (3/11/25)  
 3, last vs. Milwaukee (4/23/25)  
 3, last vs. UCF (3/30/25)  
 2 vs. Louisville (3/25/25)  
 1, last at Oral Roberts (5/6/25)  
 2 vs. Oklahoma State (4/26/25)  
 1.2 at Oklahoma State (4/26/25)  
 1, last vs. Arizona State (4/12/25)  
 3 vs. Oklahoma State (4/26/25)  
 6 vs. Canisius (3/7/25)

**H**  
**2B**  
**3B**  
**HR**  
**TB**  
**RBI**  
**R**  
**BB**  
**HBP**  
**SB**  
**IP**  
**BB**  
**K**  
**BF**

## CAREER HIGHS

4 vs. Kansas (3/17/25)  
 2 vs. Saint Mary's (3/5/23)  
 1 vs. Milwaukee (4/23/25)  
 1, last at Texas Tech (4/6/25)  
 6 at Baylor (2/18/23)  
 4 at Baylor (2/28/23)  
 4 vs. Eastern Michigan (5/6/23)  
 3 at Oakland (4/4/23)  
 2, last vs. Bowling Green (4/2/23)  
 2, last vs. Oklahoma State (4/26/25)  
 3.2 vs. Miami (Ohio) (4/30/23)  
 3 at Oklahoma State (4/12/24)  
 4 vs. TCU (4/6/24)  
 14, last at Oklahoma State (4/12/24)

YEAR	AVG	GP-GS	AB	R	H	2B	3B	HR	RBI	TB	SLG%	OB%	BB	HBP	SB
2023 (CMU)	.307	56-53	189	53	58	13	0	3	29	80	.423	.418	28	11	23
2024	.319	50-42	163	34	52	4	0	4	22	68	.417	.371	10	4	9
2025	.247	50-43	186	22	46	8	1	2	22	62	.333	.316	17	2	11
Career	.290	154-136	538	109	156	25	1	9	73	210	.390	.370	55	17	43

YEAR	ERA	W-L	SV	APP	GS	IP	H	R	ER	BB	SO	WP	HB
2023 (CMU)	3.18	1-0	1	11	0	17.0	16	6	6	2	10	0	0
2024	4.12	0-3	6	22	0	39.1	43	20	18	10	27	1	2
2025	9.00	0-1	3	10	0	9.0	13	9	9	4	5	0	0
Career	4.55	1-4	10	43	0	65.1	72	35	33	16	42	1	2



## #4 DONOVAN FORD

R/R • 5-8 • 160

POSITION: **OF**CLASS: **SENIOR**HOMETOWN: **GREENVILLE, S.C.**HIGH SCHOOL: **GREENVILLE**PREVIOUS: **NEWBERRY**

## SEASON HIGHS

3 at Duke (2/15/25)  
 1, last at Texas Tech (4/6/25)  
 1 at Duke (2/15/25)  
 1, last at Texas Tech (4/6/25)  
 6 at Texas Tech (4/6/25)  
 3 at Duke (2/16/25)  
 2, last at Texas Tech (4/6/25)  
 2, last vs. UCF (3/29/25)  
 2, last at Texas Tech (4/6/25)  
 1, last at Texas Tech (4/6/25)

**H**  
**2B**  
**3B**  
**HR**  
**TB**  
**RBI**  
**R**  
**BB**  
**HBP**  
**SB**

## CAREER HIGHS

4, last vs. Lenoir-Rhyne (4/6/24)  
 2, last at UVA-Wise (3/19/23)  
 2 vs. Wingate (2/17/22)  
 1, last at Texas Tech (4/6/25)  
 9, last at UVA-Wise (3/19/23)  
 5 at UVA-Wise (3/19/23)  
 4, last at UVA-Wise (3/19/23)  
 3 vs. Lincoln Memorial (5/8/23)  
 3 at Francis Marion (2/2/24)  
 4 vs. Findlay (3/2/24)

YEAR	AVG	GP-GS	AB	R	H	2B	3B	HR	RBI	TB	SLG%	OB%	BB	HBP	SB
2022 (Newberry)	.292	32-21	72	21	21	4	1	0	11	27	.375	.441	13	7	9
2023 (Newberry)	.405	58-58	242	86	98	14	6	4	40	136	.562	.490	29	14	45
2024 (Newberry)	.421	53-53	214	73	90	14	7	1	32	121	.565	.506	18	22	35
2025	.231	37-37	121	24	28	3	1	3	20	42	.347	.390	17	17	7
Career	.365	180-169	649	204	237	35	15	8	103	326	.502	.469	77	60	96



## #5 DAWSON HOKUF

L/R • 6-4 • 218

POSITION: **1B/C**CLASS: **RS-SENIOR**HOMETOWN: **EDMOND, OKLA.**HIGH SCHOOL: **SOUTH TORRANCE**PREVIOUS: **LA HARBOR CC/LINDENWOOD**

## SEASON HIGHS

3 vs. Cansius (3/8/25)  
 2 vs. Arizona State (4/13/25)  
 -  
 1 at Kansas (5/2/25)  
 4, last at Kansas (5/2/25)  
 3 at Duke (2/16/25)  
 3 at Duke (2/16/25)  
 2, last vs. Miami (Ohio) (3/11/25)  
 1, last vs. Oklahoma State (4/25/25)  
 1 at Duke (2/15/25)

**H**  
**2B**  
**3B**  
**HR**  
**TB**  
**RBI**  
**R**  
**BB**  
**HBP**  
**SB**

## CAREER HIGHS

4 at Morehead State (4/19/24)  
 2, last vs. Arizona State (4/13/25)  
 1 at Texas A&M-Corpus Christi (3/4/23)  
 1, last at Kansas (5/2/25)  
 8 at Morehead State (4/19/24)  
 4 vs. SIUE (5/19/23)  
 3, last at Duke (2/16/25)  
 4 vs. Eastern Illinois (5/16/24)  
 3 at Francis Marion (2/2/24)  
 1 at Duke (2/15/25)

YEAR	AVG	GP-GS	AB	R	H	2B	3B	HR	RBI	TB	SLG%	OB%	BB	HBP	SB
2023 (Lindenwood)	.274	50-46	175	26	48	9	1	5	26	74	.423	.348	13	8	0
2024 (Lindenwood)	.344	52-50	180	25	62	16	0	6	33	96	.533	.448	21	16	0
2025	.276	34-22	87	12	24	6	0	1	13	33	.379	.402	14	5	1
Career	.303	136-118	442	63	134	31	1	12	72	203	.459	.401	48	29	1



## #7 JACK NATILI

R/R • 6-3 • 198

POSITION: **C**CLASS: **SOPHOMORE**HOMETOWN: **VENETIA, PA.**HIGH SCHOOL: **PETERS TOWNSHIP**PREVIOUS: **RUTGERS**

## SEASON HIGHS


5 at Kansas (5/3/25)  
 2 at UC San Diego (2/28/25)  
 -  
 1, last at TCU (5/11/25)  
 8 at TCU (5/9/25)  
 3, last at Kansas (5/2/25)  
 3, last at TCU (5/9/25)  
 3 vs. Wright State (4/8/25)  
 1, last vs. Kansas State (5/16/25)  
 1, last at Oral Roberts (5/6/25)

**H**  
**2B**  
**3B**  
**HR**  
**TB**  
**RBI**  
**R**  
**BB**  
**HBP**  
**SB**

## CAREER HIGHS

5 at Kansas (5/3/25)  
 2 at UC San Diego (2/28/25)  
 1 at Delaware (3/15/24)  
 1, last at TCU (5/11/25)  
 8 at TCU (5/9/25)  
 3, last at Kansas (5/2/25)  
 3, last at TCU (5/9/25)  
 3 vs. Wright State (4/8/25)  
 2, last at Penn State (5/10/24)  
 1, last at Oral Roberts (5/6/25)

YEAR	AVG	GP-GS	AB	R	H	2B	3B	HR	RBI	TB	SLG%	OB%	BB	HBP	SB
2024 (Rutgers)	.230	47-44	139	32	32	2	1	5	18	51	.367	.386	12	24	2
2025	.328	49-45	180	33	59	12	0	8	47	95	.528	.443	27	12	3
Career	.285	96-89	319	65	91	14	1	13	65	146	.458	.418	39	36	5



## #8 LAUDÉN BROOKS

R/R • 5-10 • 190

POSITION: **INF**CLASS: **SENIOR**HOMETOWN: **CINCINNATI, OHIO**HIGH SCHOOL: **McNICHOLAS**PREVIOUS SCHOOL: **TEXAS TECH**

## SEASON HIGHS


3, last at Oral Roberts (5/6/25)  
 1, last at Kansas (5/2/25)  
 -  
 1, last at Oral Roberts (5/6/25)  
 7 at Oral Roberts (5/6/25)  
 3, last at Oral Roberts (5/6/25)  
 4 at Kansas (5/3/25)  
 2 at TCU (5/11/25)  
 2 at West Virginia (4/18/25)  
 2 at Texas Tech (4/6/25)

**H**  
**2B**  
**3B**  
**HR**  
**TB**  
**RBI**  
**R**  
**BB**  
**HBP**  
**SB**

## CAREER HIGHS

3, last at Oral Roberts (5/6/25)  
 2, last vs. Miami (Ohio) (3/11/25)  
 1, last vs. Western Illinois (3/12/24)  
 2 at BYU (5/11/24)  
 8 at BYU (5/11/24)  
 6 at BYU (5/11/24)  
 4, last at Kansas (5/3/25)  
 2, last at TCU (5/11/25)  
 2 at West Virginia (4/18/25)  
 3, last vs. Western Illinois (3/12/24)

YEAR	AVG	GP-GS	AB	R	H	2B	3B	HR	RBI	TB	SLG%	OB%	BB	HBP	SB
2022 (TTECH)	.188	12-0	16	5	3	0	0	0	1	3	.188	.263	2	0	1
2023	.231	40-38	121	25	28	3	1	2	19	39	.322	.361	21	4	14
2024	.301	51-49	193	44	58	10	3	2	34	80	.415	.391	24	6	13
2025	.230	43-36	135	32	31	7	0	2	20	44	.326	.338	17	6	9
Career	.258	146-122	465	106	120	20	4	6	74	166	.357	.363	64	16	37



## #11 NATHAN TAYLOR

L/R • 6-4 • 220

POSITION: **RHP**CLASS: **SOPHOMORE**HOMETOWN: **AMELIA, OHIO**HIGH SCHOOL: **WEST CLERMONT**

## SEASON HIGHS

8.0 at Kansas (5/2/25)  
 5 at Duke (2/15/25)  
 11 at UNLV (2/22/25)  
 31 at Kansas (5/2/25)

**IP**  
**BB**  
**K**  
**BF**

## CAREER HIGHS

8.0 at Kansas (5/2/25)  
 5, last at Duke (2/15/25)  
 11 at UNLV (2/22/25)  
 31 at Kansas (5/2/25)

YEAR	ERA	W-L	SV	APP	GS	IP	H	R	ER	BB	SO	WP	HB
2024	5.45	8-2	0	18	16	72.2	75	48	44	33	70	5	7
2025	3.65	5-2	0	13	13	74.0	71	39	30	29	75	11	1
Career	4.54	13-4	0	31	29	146.2	146	87	74	62	145	16	8



## #13 BRANDON SCHEURER

L/R • 6-1 • 197

POSITION: **RHP/UTIL**

CLASS: **REDSHIRT SENIOR**

HOMETOWN: **PORTLAND, MICH.**

HIGH SCHOOL: **ST. PATRICK**

PREVIOUS: **SAGINAW VALLEY STATE**

## SEASON HIGHS


4.0 at Oral Roberts (5/6/25)  
3, last at Texas Tech (4/4/25)  
6 at Oral Roberts (5/6/25)  
14 at TCU (5/11/25)

## CAREER HIGHS

<b>H</b>	3, last vs. Wisconsin-Parkside (5/4/24)
<b>2B</b>	2 vs. Grand Valley State (4/27/24)
<b>3B</b>	3 at Davenport (3/29/24)
<b>HR</b>	1 vs. Hillsdale (3/13/24)
<b>TB</b>	9 at Davenport (3/29/24)
<b>RBI</b>	5 at Wisconsin-Parkside (4/11/21)
<b>R</b>	4, last vs. Purdue Northwest (3/30/24)
<b>BB</b>	4 at Wisconsin Parkside (4/11/21)
<b>HBP</b>	2, last vs. Findlay (2/18/24)
<b>SB</b>	2, last vs. Wisconsin-Parkside (5/4/24)
<b>IP</b>	4.0 at Oral Roberts (5/6/25)
<b>BB</b>	3, last at Texas Tech (4/4/25)
<b>K</b>	6 at Oral Roberts (5/6/25)
<b>BF</b>	14 at TCU (5/11/25)

YEAR	AVG	GP-GS	AB	R	H	2B	3B	HR	RBI	TB	SLG%	OB%	BB	HBP	SB
2020 (SVSU)	.205	12-12	44	10	9	2	0	0	7	11	.250	.327	5	4	1
2021 (SVSU)	.307	32-32	114	23	35	4	1	0	18	41	.360	.423	20	3	5
2022 (SVSU)	.286	4-2	7	2	2	0	0	0	1	2	.286	.500	2	1	0
2023 (SVSU)	.299	51-44	154	28	46	3	2	0	18	53	.344	.404	22	6	2
2024 (SVSU)	.366	59-58	213	84	78	10	8	1	31	107	.502	.509	51	14	13
2025	.000	26-1	4	0	0	0	0	0	0	0	.000	.000	0	0	0
Career	.317	84-149	536	147	170	19	11	1	75	214	.399	.445	100	28	21

YEAR	ERA	W-L	SV	APP	GS	IP	H	R	ER	BB	SO	WP	HB
2022 (SVSU)	0.00	0-0	0	1	0	1.0	0	0	0	0	3	0	0
2023 (SVSU)	8.00	0-2	0	7	0	9.0	15	8	8	4	10	0	1
2024 (SVSU)	4.50	3-0	3	14	0	20.0	20	10	10	7	31	1	0
2025	4.25	3-0	3	25	3	36.0	31	19	17	16	39	4	1
Career	4.77	6-2	6	47	3	66.0	66	37	35	27	83	5	2



## #14 LANDYN VIDOUREK

L/R • 6-2 • 188

POSITION: **OF**

**CLASS: JUNIOR**

HOMETOWN: **HAMILTON, OHIO**

HIGH SCHOOL: **BADIN**


## SEASON HIGHS

3, last at Kansas (5/4/25)  
1, last vs. Oklahoma State (4/26/25)  
-  
1, last at TCU (5/11/25)  
6, last at Kansas (5/4/25)  
3, last at Kansas (5/4/25)  
4 vs. Canisius (3/9/25)  
4 vs. Arizona State (4/11/25)  
1, last vs. Kansas State (5/15/25)  
4 at West Virginia (4/19/25)

## CAREER HIGHS

<b>H</b>	3, last at Kansas (5/4/25)
<b>2B</b>	2 vs. Kansas (3/15/24)
<b>3B</b>	1, last at BYU (5/9/24)
<b>HR</b>	2 vs. Northern Kentucky (2/20/24)
<b>TB</b>	9 vs. Northern Kentucky (2/20/24)
<b>RBI</b>	5 vs. North Alabama (3/4/23)
<b>R</b>	4 vs. Canisius (3/9/25)
<b>BB</b>	4 vs. Arizona State (4/11/25)
<b>HBP</b>	1, last vs. Kansas State (5/15/25)
<b>SB</b>	4 at West Virginia (4/19/25)

YEAR	AVG	GP-GS	AB	R	H	2B	3B	HR	RBI	TB	SLG%	OB%	BB	HBP	SB
2023	.248	42-37	133	25	33	2	1	4	20	49	.368	.359	22	1	8
2024	.247	53-43	146	34	36	10	1	6	31	66	.452	.418	39	6	18
2025	.299	51-50	187	55	56	10	0	14	47	108	.578	.430	42	4	37
Career	.268	146-130	466	114	125	22	2	24	98	223	.479	.407	103	11	63



## #15 KORY KLINGENBECK

S/R • 5-10 • 205

POSITION: **C**

CLASS: **RS-SENIOR**

HOMETOWN: **CINCINNATI, OHIO**

HIGH SCHOOL: **ELDER**

### SEASON HIGHS

2, last vs. Xavier (4/15/25)  
1, last at Kansas (5/4/25)  
1 at Duke (2/15/25)  
1, last at Texas Tech (4/6/25)  
5 at UNLV (2/21/25)  
2, last at Kansas (5/4/25)  
2 at Duke (2/16/25)  
2 at Arizona (3/25/25)  
1, last vs. Canisius (3/9/25)  
1, last vs. Canisius (3/7/25)

## CAREER HIGHS

<b>H</b>	2, last vs. Xavier (4/15/25)
<b>2B</b>	1, last at Kansas (5/4/25)
<b>3B</b>	1 at Duke (2/15/25)
<b>HR</b>	1, last at Texas Tech (4/6/25)
<b>TB</b>	5 at UNLV (2/21/25)
<b>RBI</b>	4 at Xavier (3/22/23)
<b>R</b>	2, last at Duke (2/16/25)
<b>BB</b>	2 at Arizona (3/15/25)
<b>HBP</b>	2 vs. Northern Illinois (3/2/24)
<b>SB</b>	1, last vs. Canisius (3/7/25)

YEAR	AVG	GP-GS	AB	R	H	2B	3B	HR	RBI	TB	SLG%	OB%	BB	HBP	SB
2023	.114	17-14	44	6	5	3	0	1	7	11	.250	.264	7	2	0
2024	.067	12-3	15	0	1	0	0	0	0	1	.067	.263	1	3	0
2025	.268	32-17	71	14	19	2	1	4	11	35	.493	.358	7	3	2
Career	.192	62-34	130	20	25	5	1	5	18	47	.362	.314	15	8	2



**#17 RODNEY SHULTZ**

R/R • 6-1 • 210

POSITION: **RHP**CLASS: **SENIOR**HOMETOWN: **TYRONE, PA.**HIGH SCHOOL: **TYRONE**PREVIOUS SCHOOL: **PITT-JOHNSTOWN****SEASON HIGHS**

4.0 at Arizona (3/15/25)  
 2, last vs. Wright State (4/8/25)  
 4, last at Arizona (3/15/25)  
 14 at UNLV (2/24/25)

**IP**  
**BB**  
**K**  
**BF**

70, last at Mercyhurst (4/20/24)  
 6, last vs. Clarion (4/13/23)  
 11 at Charleston (W. Va.) (3/10/24)  
 30 vs. California (Pa.) (4/22/22)

**CAREER HIGHS**

YEAR	ERA	W-L	SV	APP	GS	IP	H	R	ER	BB	SO	WP	HB
2022 (PITT-J)	5.37	2-5	0	12	12	62.0	70	40	37	24	46	7	8
2023 (PITT-J)	4.23	7-2	0	12	12	61.2	64	30	29	22	48	1	5
2024 (PITT-J)	5.55	3-4	0	12	12	61.2	58	50	38	34	82	5	7
2025	6.88	0-2	0	20	3	34.0	47	29	26	8	26	1	6
<b>Career</b>	<b>5.33</b>	<b>12-13</b>	<b>0</b>	<b>56</b>	<b>39</b>	<b>219.1</b>	<b>239</b>	<b>149</b>	<b>130</b>	<b>88</b>	<b>202</b>	<b>14</b>	<b>26</b>

**#19 CHARLIE NIEHAUS**

R/R • 5-10 • 178

POSITION: **INF**CLASS: **RS-FRESHMAN**HOMETOWN: **WEST CHESTER, OHIO**HIGH SCHOOL: **ARCHBISHOP MOELLER****SEASON HIGHS**

3, last vs. Kansas State (5/17/25)  
 2 vs. Toledo (3/4/25)  
 1, last vs. Louisville (3/25/25)  
 1 vs. Miami (Ohio) (3/11/25)  
 6 vs. Canisius (3/8/25)  
 4 vs. Miami (Ohio) (3/11/25)  
 4, last at Kansas (5/4/25)  
 3 vs. Arizona State (4/11/25)  
 1 at Duke (2/16/25)  
 2, last vs. Kansas State (5/17/25)

**H**  
**2B**  
**3B**  
**HR**  
**TB**  
**RBI**  
**R**  
**BB**  
**HBP**  
**SB**

3, last vs. Kansas State (5/17/25)  
 2 vs. Toledo (3/4/25)  
 1, last vs. Louisville (3/25/25)  
 1 vs. Miami (Ohio) (3/11/25)  
 6 vs. Canisius (3/8/25)  
 4 vs. Miami (Ohio) (3/11/25)  
 4, last at Kansas (5/3/25)  
 3 vs. Arizona State (4/11/25)  
 1 at Duke (2/16/25)  
 2, last vs. Kansas State (5/17/25)

**CAREER HIGHS**

YEAR	AVG	GP-GS	AB	R	H	2B	3B	HR	RBI	TB	SLG%	OB%	BB	HBP	SB
2025	.296	50-44	152	31	45	9	3	1	21	63	.414	.382	22	1	19
<b>Career</b>	<b>.296</b>	<b>50-44</b>	<b>152</b>	<b>31</b>	<b>45</b>	<b>9</b>	<b>3</b>	<b>1</b>	<b>21</b>	<b>63</b>	<b>.414</b>	<b>.382</b>	<b>22</b>	<b>1</b>	<b>19</b>

**#21 CAL SEFCIK**

R/R • 6-0 • 220

POSITION: **UTL**CLASS: **SOPHOMORE**HOMETOWN: **PALOS HEIGHTS, ILL.**HIGH SCHOOL: **MARIST**PREVIOUS SCHOOL: **INDIANA****SEASON HIGHS**

4 vs. UCF (3/30/25)  
 1, last vs. Kansas State (5/16/25)  
 1, last vs. Arizona State (4/11/25)  
 1, last vs. Kansas State (5/17/25)  
 7 vs. Kansas State (5/16/25)  
 4 vs. Canisius (3/9/25)  
 3 vs. Milwaukee (4/23/25)  
 3 vs. Louisville (3/25/25)  
 1 at UNLV (2/24/25)  
 1, last vs. Oklahoma State (4/25/25)

**H**  
**2B**  
**3B**  
**HR**  
**TB**  
**RBI**  
**R**  
**BB**  
**HBP**  
**SB**

4 vs. UCF (3/30/25)  
 1, last vs. Kansas State (5/16/25)  
 1, last vs. Arizona State (4/11/25)  
 1, last vs. Kansas State (5/17/25)  
 7 vs. Kansas State (5/16/25)  
 4 vs. Canisius (3/9/25)  
 3, last vs. Milwaukee (4/23/25)  
 3 vs. Louisville (3/25/25)  
 1 at UNLV (2/24/25)  
 1, last vs. Oklahoma State (4/25/25)

**CAREER HIGHS**

YEAR	AVG	GP-GS	AB	R	H	2B	3B	HR	RBI	TB	SLG%	OB%	BB	HBP	SB
2024 (Indiana)	.167	26-9	48	6	8	0	0	2	10	14	.292	.232	5	0	1
2025	.297	51-49	192	28	57	8	2	7	41	90	.469	.378	27	1	5
<b>Career</b>	<b>.271</b>	<b>77-58</b>	<b>240</b>	<b>34</b>	<b>65</b>	<b>8</b>	<b>2</b>	<b>9</b>	<b>51</b>	<b>104</b>	<b>.433</b>	<b>.349</b>	<b>32</b>	<b>1</b>	<b>5</b>

**#25 QUINTON COATS**

R/R • 6-3 • 225

POSITION: **UTL**CLASS: **FRESHMAN**HOMETOWN: **OLATHE, KAN.**HIGH SCHOOL: **OLATHE SOUTH****SEASON HIGHS**

3, last at Oral Roberts (5/6/25)  
 1, last vs. Kansas State (5/17/25)  
 -  
 1, last at TCU (5/9/25)  
 6 at Kansas (5/3/25)  
 3 at TCU (5/9/25)  
 2, last at T U (5/9/25)  
 3 at Kansas (5/4/25)  
 1 at West Virginia (4/17/25)  
 -

**H**  
**2B**  
**3B**  
**HR**  
**TB**  
**RBI**  
**R**  
**BB**  
**HBP**  
**SB**

3, last at Oral Roberts (5/6/25)  
 1, last vs. Kansas State (5/17/25)  
 -  
 1, last at TCU (5/9/25)  
 6 at Kansas (5/3/25)  
 1, last at Oral Roberts (5/6/25)  
 2, last at TCU (5/9/25)  
 3 at Kansas (5/4/25)  
 1 at West Virginia (4/17/25)  
 -

**CAREER HIGHS**

YEAR	AVG	GP-GS	AB	R	H	2B	3B	HR	RBI	TB	SLG%	OB%	BB	HBP	SB
2025	.330	29-22	91	20	30	7	0	4	11	49	.538	.426	15	1	0
<b>Career</b>	<b>.330</b>	<b>29-22</b>	<b>91</b>	<b>20</b>	<b>30</b>	<b>7</b>	<b>0</b>	<b>4</b>	<b>11</b>	<b>49</b>	<b>.538</b>	<b>.426</b>	<b>5</b>	<b>1</b>	<b>0</b>



## #26 CHASE HORST

L/L • 5-10 • 185

POSITION: **LHP**CLASS: **JUNIOR**HOMETOWN: **LITITZ, PA.**HIGH SCHOOL: **P27 ACADEMY**

## SEASON HIGHS

2.0 vs. Arizona State (4/11/25)  
 3 at West Virginia (4/17/25)  
 2, last vs. Arizona State (4/11/25)  
 8 vs. Arizona State (4/11/25)

**IP**  
**BB**  
**K**  
**BF**

## CAREER HIGHS

5.2 at Wofford (3/11/23)  
 4 vs. Princeton (3/17/23)  
 7 vs. Butler (3/26/23)  
 26 at Wofford (3/11/23)

YEAR	ERA	W-L	SV	APP	GS	IP	H	R	ER	BB	SO	WP	HB
2023	4.99	3-4	0	18	8	48.2	55	34	27	23	47	3	15
2024	9.82	3-0	0	14	3	18.1	25	21	20	15	13	2	7
2025	4.35	2-0	0	14	0	10.1	6	5	5	8	6	3	2
Career	6.05	8-4	0	46	11	77.1	86	60	52	46	66	8	24



## #29 CARSON MARSH

R/R • 5-10 • 178

POSITION: **RHP**CLASS: **SOPHOMORE**HOMETOWN: **WEST CHESTER, OHIO**HIGH SCHOOL: **ARCHBISHOP MOELLER**

## SEASON HIGHS

4.0 vs. Kansas State (5/16/25)  
 3, last at Kansas (5/3/25)  
 6 vs. Oklahoma State (4/27/25)  
 18 vs. Oklahoma State (4/27/25)

**IP**  
**BB**  
**K**  
**BF**

## CAREER HIGHS

4.0, last vs. Kansas State (5/16/25)  
 3, last at Kansas (5/3/25)  
 6, last vs. Oklahoma State (4/26/25)  
 18 vs. Oklahoma State (4/27/25)

YEAR	ERA	W-L	SV	APP	GS	IP	H	R	ER	BB	SO	WP	HB
2024	4.30	5-2	1	24	1	44.0	37	21	21	15	52	3	4
2025	7.12	3-4	1	22	7	36.2	37	30	29	21	40	5	5
Career	5.58	8-6	2	46	8	80.2	74	51	50	36	92	8	9



## #31 ADAM BUCZKOWSKI

R/R • 6-2 • 205

POSITION: **RHP**CLASS: **FRESHMAN**HOMETOWN: **CARMEL, IND.**HIGH SCHOOL: **CARMEL**

## SEASON HIGHS


4.2 at Kansas (5/3/25)  
 3 at Xavier (4/22/25)  
 5, last vs. Kansas State (5/15/25)  
 18 at Kansas (5/3/25)

**IP**  
**BB**  
**K**  
**BF**

## CAREER HIGHS

4.2 at Kansas (5/3/25)  
 3 at Xavier (4/22/25)  
 5, last vs. Kansas State (5/15/25)  
 18 at Kansas (5/3/25)

YEAR	ERA	W-L	SV	APP	GS	IP	H	R	ER	BB	SO	WP	HB
2025	4.88	4-0	0	18	0	31.1	28	18	17	15	44	2	7
Career	4.88	4-0	0	18	0	31.1	28	18	17	15	44	2	7



## #38 JOEL PINEIRO

R/R • 6-1 • 202

POSITION: **RHP**CLASS: **RS-JUNIOR**HOMETOWN: **MIAMI, FLA.**HIGH SCHOOL: **WESTMINSTER CHRISTIAN**PREVIOUS SCHOOL: **FIU**

## SEASON HIGHS

4.0, last vs. Canisius (3/9/25)  
 2 at Duke (2/14/25)  
 4 at UNLV (2/21/25)  
 17 at Duke (2/14/25)

**IP**  
**BB**  
**K**  
**BF**

## CAREER HIGHS

6.2 vs. Seton Hall (3/3/24)  
 4, last at Liberty (5/3/24)  
 8 at Jacksonville State (4/6/24)  
 24 at Seton Hall (3/3/24)

YEAR	ERA	W-L	SV	APP	GS	IP	H	R	ER	BB	SO	WP	HB
2023 (FIU)	4.91	0-2	0	4	4	7.1	8	5	4	2	9	3	3
2024 (FIU)	7.80	2-4	0	16	15	57.2	66	54	50	35	53	3	7
2025	6.87	2-3	0	17	5	36.2	44	29	28	11	27	6	6
Career	7.26	4-9	0	27	24	101.2	118	88	82	48	89	12	16

**#40 HUDSON JOHNSON**

L/L • 6-1 • 245

POSITION: **LHP**CLASS: **FRESHMAN**HOMETOWN: **PRIOR LAKE, MINN.**HIGH SCHOOL: **PRIOR LAKE****SEASON HIGHS**


3.2 at UNLV (2/24/25)  
 2, last vs. UCF (3/28/25)  
 5 vs. Miami (Ohio) (3/11/25)  
 15 vs. UNLV (2/24/25)

**IP**  
**BB**  
**K**  
**BF**

**CAREER HIGHS**

3.2 at UNLV (2/24/25)  
 2, last vs. UCF (3/28/25)  
 5 vs. Miami (Ohio) (3/11/25)  
 15 vs. UNLV (2/24/25)

YEAR	ERA	W-L	SV	APP	GS	IP	H	R	ER	BB	SO	WP	HB
2025	5.40	4-2	1	21	0	35.0	40	25	21	14	30	5	3
Career	5.40	4-2	1	21	0	35.0	40	25	21	14	30	5	3

**#41 ADAM MRAKITSCH**

L/L • 6-0 • 168

POSITION: **LHP**CLASS: **SENIOR**HOMETOWN: **HOWELL, MICH.**HIGH SCHOOL: **HOWELL**PREVIOUS SCHOOL: **CENTRAL MICHIGAN****SEASON HIGHS**

5.2 vs. BYU (3/22/25)  
 4, last vs. Wright State (4/8/25)  
 7 vs. Canisius (3/7/25)  
 23, last vs. Wright State (4/8/25)

**IP**  
**BB**  
**K**  
**BF**

**CAREER HIGHS**

9.0 vs. Ball State (4/14/23)  
 4, last vs. Wright State (4/8/25)  
 11, last at Eastern Michigan (3/28/24)  
 33 at Miami (Ohio) (3/15/24)

YEAR	ERA	W-L	SV	APP	GS	IP	H	R	ER	BB	SO	WP	HB
2022 (CMU)	2.37	7-1	1	17	5	49.1	48	15	13	18	42	3	3
2023 (CMU)	3.59	8-4	0	15	15	92.2	66	39	37	33	80	3	3
2024 (CMU)	4.44	2-5	0	9	9	46.2	45	28	23	22	66	2	2
2025	6.02	1-3	0	15	7	43.1	56	34	29	27	41	4	3
Career	3.96	18-13	1	56	36	232.0	215	116	102	100	229	12	16

**#44 TOMMY O'CONNOR**

L/L • 6-3 • 235

POSITION: **IB**CLASS: **SENIOR**HOMETOWN: **MARTINSVILLE, IND.**HIGH SCHOOL: **MOORESVILLE****SEASON HIGHS**


3 vs. Kansas State (5/15/25)  
 1, last vs. Kansas State (5/15/25)  
 1 at UNLV (2/23/25)  
 1, last at TCU (5/11/25)  
 6, last vs. BYU (3/21/25)  
 3, last vs. Arizona State (4/11/25)  
 2, last at TCU (5/11/25)  
 3 at Kansas (5/3/25)  
 2 vs. Arizona State (4/13/25)  
 1, last vs. Arizona State (4/11/25)

**H**  
**2B**  
**3B**  
**HR**  
**TB**  
**RBI**  
**R**  
**BB**  
**HBP**  
**SB**

**CAREER HIGHS**

4 vs. Northern Illinois (3/2/24)  
 1, last vs. Kansas State (5/15/25)  
 1, last at UNLV (2/23/25)  
 2 at Baylor (3/28/24)  
 8 at Baylor (3/28/24)  
 5 vs. Tulane (4/23/23)  
 3, last at Saint Louis (3/23/24)  
 3, last at Kansas (5/3/25)  
 4 vs. Arizona State (4/12/25)  
 2 at Saint Louis (3/23/24)

YEAR	AVG	GP-GS	AB	R	H	2B	3B	HR	RBI	TB	SLG%	OB%	BB	HBP	SB
2022	.000	4-0	0	0	0	0	0	0	0	0	.000	.000	0	0	0
2023	.303	33-26	76	17	23	2	2	8	19	53	.697	.454	20	1	4
2024	.276	55-52	196	46	54	8	2	12	43	102	.520	.412	42	5	7
2025	.239	47-43	163	32	39	14	1	7	30	76	.466	.363	28	6	6
Career	.267	139-121	435	95	116	24	5	27	92	231	.531	.401	90	13	17

**#51 KELLEN O'CONNOR**

L/L • 5-10 • 185

POSITION: **LHP**CLASS: **RS-SENIOR**HOMETOWN: **PORTLAND, ORE.**HIGH SCHOOL: **BEAVERTON**PREVIOUS SCHOOL: **CSU BAKERSFIELD****SEASON HIGHS**

9.0 at Texas Tech (4/6/25)  
 4, last vs. Oklahoma State (4/25/25)  
 8 vs. Oklahoma State (4/25/25)  
 34 at Texas Tech (4/6/25)

**IP**  
**BB**  
**K**  
**BF**

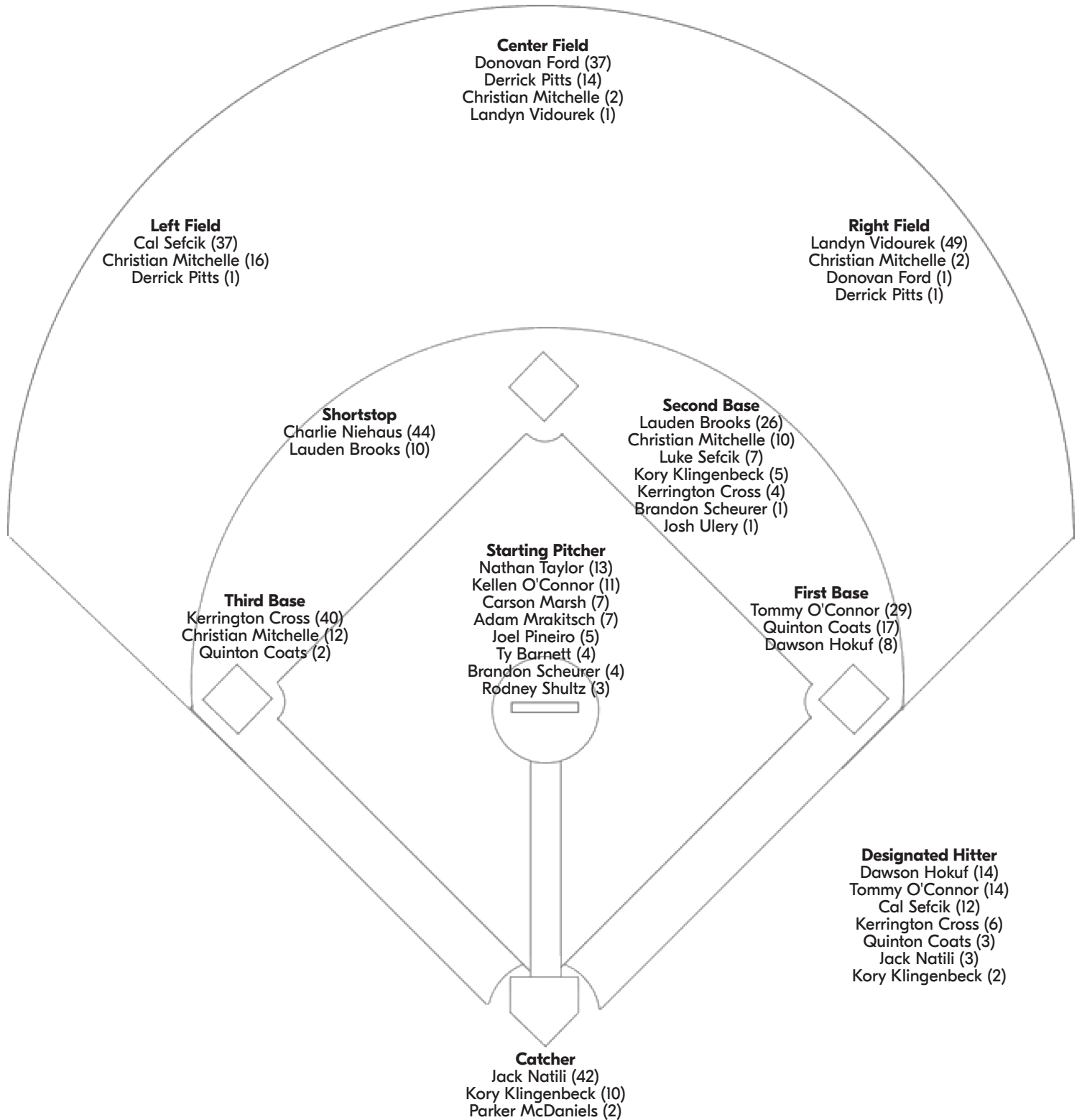
**CAREER HIGHS**

9.0, last at Texas Tech (4/6/25)  
 4, last vs. Oklahoma State (4/25/25)  
 10 vs. San Francisco (3/3/24)  
 35 at UC Davis (5/25/24)

YEAR	ERA	W-L	SV	APP	GS	IP	H	R	ER	BB	SO	WP	HB
2020 (CSUB)	2.53	1-1	0	7	0	10.2	13	6	3	4	11	0	1
2021 (CSUB)	4.38	1-2	2	10	0	24.2	24	13	12	6	23	4	1
2022 (CSUB)	3.79	4-4	0	12	11	54.2	65	30	23	14	56	2	4
2024 (CSUB)						DNP (Injury)							
2024 (CSUB)	2.89	2-4	0	13	13	81.0	79	33	26	24	64	3	5
2025	4.55	3-2	0	15	11	63.1	58	36	32	19	53	5	6
Career	3.69	11-13	2	57	35	234.1	239	118	96	67	207	14	17



## STARTERS BY POSITION



## OVERALL STATISTICS



**2025 Cincinnati Baseball**  
**Overall Statistics for Cincinnati (as of May 19, 2025)**  
**(All games Sorted by Batting avg)**



Record: 31-23 Home: 18-6 Away: 13-16 Neutral: 0-1 BIG 12: 16-14

Player	avg	gp-gs	ab	r	h	2b	3b	hr	rbi	tb	slg%	bb	hp	so	gdp	ob%	sf	sh	sb-att	po	a	e	fld%
2 Cross, Kerrington	.414	51-50	191	61	79	9	3	12	49	130	.681	44	11	32	1	.538	3	1	15-17	32	80	5	.957
25 Coats, Quinton	.330	29-22	91	20	30	7	0	4	11	49	.538	15	1	30	1	.426	1	0	0-0	144	4	2	.987
7 Natili, Jack	.328	49-45	180	33	59	12	0	8	47	95	.528	27	12	49	8	.443	2	0	3-3	332	39	3	.992
14 Vidourek, Landyn	.299	51-50	187	55	56	10	0	14	47	108	.578	42	4	64	0	.430	4	1	37-38	91	3	1	.989
21 Sefcik, Cal	.297	51-49	192	28	57	8	2	7	41	90	.469	27	1	35	2	.378	5	0	5-5	66	0	1	.985
19 Niehaus, Charlie	.296	50-44	152	31	45	9	3	1	21	63	.414	22	1	40	1	.382	3	5	19-21	60	114	7	.961
3 Mitchell, Christian	.247	48-43	186	22	46	8	1	2	22	62	.333	17	2	37	2	.316	1	5	11-12	56	42	2	.980
44 O'Connor, Tommy	.239	47-43	163	32	39	14	1	7	30	76	.466	28	6	62	1	.363	4	0	6-6	230	9	3	.988
8 Brooks, Lauden	.230	43-36	135	32	31	7	0	2	20	44	.326	17	6	37	2	.338	2	7	9-10	53	102	7	.957
4 Ford, Donovan	.224	38-38	125	24	28	3	1	3	20	42	.336	17	17	35	0	.380	4	3	7-12	103	5	0	1.000
-----																							
5 Hokuf, Dawson	.276	34-22	87	12	24	6	0	1	13	33	.379	14	5	22	2	.402	1	0	1-1	70	3	1	.986
15 Klingenberg, Kory	.268	32-17	71	14	19	2	1	4	11	35	.493	7	3	33	0	.358	0	1	2-2	93	24	1	.992
42 Pitts, Derrick	.250	37-16	64	16	16	3	0	3	14	28	.438	2	3	20	0	.292	3	0	9-10	53	0	0	1.000
0 McDaniels, Parker	.200	10-2	5	0	1	0	0	0	0	1	.200	0	0	4	0	.200	0	0	0-0	17	1	0	1.000
6 Sefcik, Luke	.167	10-7	30	3	5	1	0	0	3	6	.200	5	1	8	0	.306	0	2	1-1	9	16	0	1.000
20 Ulery, Josh	.000	14-1	5	2	0	0	0	0	0	0	.000	1	0	3	0	.167	0	0	0-0	2	6	0	1.000
13 Scheurer, Brandon	.000	1-1	4	0	0	0	0	0	0	0	.000	0	0	2	0	.000	0	0	0-0	0	7	0	1.000
16 Conte, Michael	.000	1-0	1	0	0	0	0	0	0	0	.000	0	0	0	0	.000	0	0	0-0	0	1	0	1.000
9 Polad, Maxton	.000	1-0	1	0	0	0	0	0	0	0	.000	0	0	1	0	.000	0	0	0-0	0	0	0	.000
22 Perona, Louis	.000	3-0	1	0	0	0	0	0	0	0	.000	0	0	1	0	.000	0	0	1-1	0	0	0	.000
Totals	.286	54	1871	385	535	99	12	68	349	862	.461	285	73	515	20	.395	33	25	126-139	1424	506	43	.978
Opponents	.266	54	1839	316	490	94	10	70	293	814	.443	198	51	450	25	.351	19	23	38-58	1422	403	52	.972

LOB - Team (480), Opp (391). DPs turned - Team (37), Opp (25). CI - Team (1), Natili 1. IBB - Team (8), Cross 5, Vidourek 1, Coats 1, Natili 1, Opp (4). Picked off - Vidourek 3, Cross 2, Sefcik, C 2, Ford 2, Natili 1, Mitchell 1, Niehaus 1, Coats 1.

**(All games Sorted by Earned run avg)**

Player	era	w-l	app	gs	cg	sho	sv	ip	h	r	er	bb	so	2b	3b	hr	b/avg	wp	hp	bks	sfa	sha
11 Taylor, Nathan	3.65	5-2	13	13	0	0/1	0	74.0	71	39	30	29	75	15	1	7	.251	11	1	0	1	2
51 O'Connor, Kellen	4.55	3-2	15	11	1	0/3	1	63.1	58	36	32	19	53	11	0	14	.248	5	6	0	4	5
-----																						
16 Conte, Michael	2.29	2-1	17	0	0	0/1	0	19.2	15	5	5	2	19	3	0	3	.205	0	0	0	0	0
35 Barnett, Ty	3.46	1-2	12	4	0	0/0	0	13.0	10	9	5	5	7	2	1	1	.208	0	1	0	0	1
13 Scheurer, Brandon	4.25	3-0	25	4	0	0/2	3	36.0	31	19	17	16	39	7	1	7	.237	4	1	0	3	2
26 Horst, Chase	4.35	2-0	14	0	0	0/0	0	10.1	6	5	5	8	6	0	0	1	.188	3	2	0	0	2
31 Buczkowski, Adam	4.88	4-0	18	0	0	0/1	0	31.1	28	18	17	15	44	8	0	2	.233	2	7	0	0	0
40 Johnson, Hudson	5.40	4-2	21	0	0	0/0	1	35.0	40	25	21	14	30	4	3	5	.274	5	3	1	1	0
18 Bergmann, Max	5.82	1-1	14	0	0	0/1	1	17.0	15	11	11	10	20	2	0	2	.238	4	6	0	1	1
41 Mrakitsch, Adam	6.02	1-3	15	7	0	0/1	0	43.1	56	34	29	27	41	7	0	6	.318	4	3	0	2	1
10 Allen, Keegan	6.75	0-0	2	0	0	0/0	0	1.1	1	1	1	1	1	0	0	1	.200	0	0	0	0	0
38 Pineiro, Joel	6.87	2-3	17	5	0	0/1	0	36.2	44	29	28	11	27	10	0	7	.299	6	6	0	2	2
17 Shultz, Rodney	6.88	0-2	20	3	0	0/0	0	34.0	47	29	26	8	26	13	1	3	.331	1	6	0	3	3
29 Marsh, Carson	7.12	3-4	22	7	0	0/2	1	36.2	37	30	29	21	40	6	2	3	.257	5	5	0	1	2
3 Mitchell, Christian	9.00	0-1	10	0	0	0/0	3	9.0	13	9	9	4	5	2	0	3	.351	0	0	0	1	0
23 Oliver, Brendin	10.93	0-0	9	0	0	0/0	1	14.0	18	17	17	8	17	4	1	5	.310	3	4	0	0	2
Totals	5.35	31-23	54	54	1	4/4	11	474.2	490	316	282	198	450	94	10	70	.266	53	51	1	19	23
Opponents	6.55	23-31	54	54	0	1/1	5	474.0	535	385	345	285	515	99	12	68	.286	49	73	1	33	25

PB - Team (12), Natili 8, Klingenberg 4, Opp (12). Pickoffs - Team (2), Taylor 1, Klingenberg 1, Opp (13). SBA/ATT - Natili (33-43), O'Connor, K (6-11), Taylor (6-10), Klingenberg (5-9), Mrakitsch (4-8), Horst (4-5), Shultz (5-5), Conte (3-4), Bergmann (2-3), Marsh (3-3), Scheurer (2-2), Buczkowski (2-2), Pineiro (1-2), Oliver (0-1), Johnson (0-1), Mitchell (0-1), McDaniels (0-1).

## FIELDING STATISTICS



**2025 Cincinnati Baseball**  
**Overall Statistics for Cincinnati (as of May 19, 2025)**  
**(All games Sorted by Fielding pct)**



Player	c	po	a	e	fld%	dp	sba	csb	sba%	pb	ci
4 Ford, Donovan	108	103	5	0	1.000	0	0	0	---	0	0
42 Pitts, Derrick	53	53	0	0	1.000	0	0	0	---	0	0
6 Sefcik, Luke	25	9	16	0	1.000	7	0	0	---	0	0
0 McDaniels, Parker	18	17	1	0	1.000	0	0	1	.000	0	0
51 O'Connor, Kellen	16	4	12	0	1.000	0	6	5	.545	0	0
20 Ulery, Josh	8	2	6	0	1.000	0	0	0	---	0	0
11 Taylor, Nathan	8	2	6	0	1.000	0	6	4	.600	0	0
13 Scheurer, Brandon	7	0	7	0	1.000	0	2	0	1.000	0	0
31 Buczkowski, Adam	5	0	5	0	1.000	0	2	0	1.000	0	0
29 Marsh, Carson	5	1	4	0	1.000	0	3	0	1.000	0	0
38 Pineiro, Joel	5	3	2	0	1.000	0	1	1	.500	0	0
23 Oliver, Brendin	4	1	3	0	1.000	0	0	1	.000	0	0
35 Barnett, Ty	1	1	0	0	1.000	0	0	0	---	0	0
26 Horst, Chase	1	0	1	0	1.000	0	4	1	.800	0	0
16 Conte, Michael	1	0	1	0	1.000	0	3	1	.750	0	0
7 Natili, Jack	374	332	39	3	.992	3	33	10	.767	8	1
15 Klingenberg, Kory	118	93	24	1	.992	2	5	4	.556	4	0
14 Vidourek, Landyn	95	91	3	1	.989	3	0	0	---	0	0
44 O'Connor, Tommy	242	230	9	3	.988	22	0	0	---	0	0
25 Coats, Quinton	150	144	4	2	.987	4	0	0	---	0	0
5 Hokuf, Dawson	74	70	3	1	.986	5	0	0	---	0	0
21 Sefcik, Cal	67	66	0	1	.985	0	0	0	---	0	0
3 Mitchell, Christian	100	56	42	2	.980	1	0	1	.000	0	0
19 Niehaus, Charlie	181	60	114	7	.961	24	0	0	---	0	0
2 Cross, Kerrington	117	32	80	5	.957	7	0	0	---	0	0
8 Brooks, Lauden	162	53	102	7	.957	19	0	0	---	0	0
40 Johnson, Hudson	8	0	6	2	.750	0	0	1	.000	0	0
17 Shultz, Rodney	6	0	4	2	.667	0	5	0	1.000	0	0
18 Bergmann, Max	10	1	5	4	.600	0	2	1	.667	0	0
41 Mrakitsch, Adam	4	0	2	2	.500	0	4	4	.500	0	0
9 Polad, Maxton	0	0	0	0	.000	0	0	0	---	0	0
10 Allen, Keegan	0	0	0	0	.000	0	0	0	---	0	0
22 Perona, Louis	0	0	0	0	.000	0	0	0	---	0	0
Totals	1973	1424	506	43	.978	37	38	20	.655	12	1
Opponents	1877	1422	403	52	.972	25	126	13	.906	12	0

Hitting minimums - 1 Games 1% of Games 1 AB 1.0 AB/Game 1 TPA 2.0 TPA/Game  
Pitching minimums - 1 Games 1.0 IP/Game





**2025 Cincinnati Baseball**  
**Conference statistics for Cincinnati (as of May 19, 2025)**  
**(BIG 12 games only Sorted by Batting avg)**



Record: 16-14 Home: 10-5 Away: 6-9 BIG 12: 16-14

Player	avg	gp-gs	ab	r	h	2b	3b	hr	rbi	tb	slg%	bb	hp	so	gdp	ob%	sf	sh	sb-att	po	a	e	fld%
2 Cross, Kerrington	.420	30-30	112	33	47	6	2	7	31	78	.696	27	6	21	0	.544	2	1	8-9	23	56	5	.940
44 O'Connor, Tommy	.293	26-22	75	18	22	9	0	5	19	46	.613	20	5	32	1	.465	1	0	3-3	133	4	1	.993
14 Vidourek, Landyn	.290	28-28	100	28	29	4	0	7	21	54	.540	27	4	35	0	.451	2	1	19-20	56	3	1	.983
21 Sefcik, Cal	.286	28-27	112	13	32	6	1	2	19	46	.411	10	0	20	1	.339	2	0	3-3	41	0	0	1.000
25 Coats, Quinton	.271	18-15	59	12	16	4	0	4	7	32	.542	11	1	22	1	.389	1	0	0-0	111	2	1	.991
7 Natili, Jack	.248	28-27	105	14	26	5	0	6	30	49	.467	10	7	32	3	.350	1	0	1-1	172	22	1	.995
3 Michelle, Christian	.245	27-24	102	11	25	4	0	1	11	32	.314	7	0	14	2	.294	0	5	7-8	30	15	1	.978
19 Niehaus, Charlie	.235	28-24	85	14	20	2	0	0	7	22	.259	9	0	25	1	.305	1	3	10-11	34	65	6	.943
8 Brooks, Lauden	.213	30-26	94	23	20	4	0	1	10	27	.287	14	4	27	2	.333	2	6	6-7	43	77	6	.952
4 Ford, Donovan	.169	19-19	59	13	10	1	0	2	8	17	.288	10	9	14	0	.367	1	1	3-5	59	3	0	1.000
-----																							
42 Pitts, Derrick	.310	20-12	42	12	13	3	0	2	11	22	.524	2	2	12	0	.347	3	0	8-8	35	0	0	1.000
15 Klingenbeck, Kory	.304	13-5	23	5	7	1	0	1	5	11	.478	2	0	12	0	.360	0	0	0-0	34	9	0	1.000
5 Hokuf, Dawson	.256	18-10	43	2	11	4	0	1	6	18	.419	3	2	11	2	.333	0	0	0-0	9	0	0	1.000
6 Sefcik, Luke	.000	2-1	5	0	0	0	0	0	0	0	.000	0	0	2	0	.000	0	0	0-0	1	2	0	1.000
0 McDaniels, Parker	.000	4-0	2	0	0	0	0	0	0	0	.000	0	0	2	0	.000	0	0	0-0	9	1	0	1.000
16 Conte, Michael	.000	1-0	1	0	0	0	0	0	0	0	.000	0	0	0	0	.000	0	0	0-0	0	1	0	1.000
22 Perona, Louis	.000	3-0	1	0	0	0	0	0	0	0	.000	0	0	1	0	.000	0	0	1-1	0	0	0	.000
20 Ulery, Josh	.000	3-0	0	1	0	0	0	0	0	0	.000	0	0	0	0	.000	0	0	0-0	0	1	0	1.000
Totals	.273	30	1020	199	278	53	3	39	185	454	.445	152	40	282	13	.383	16	17	69-76	795	289	27	.976
Opponents	.292	30	1063	203	310	61	7	36	189	493	.464	111	28	222	13	.370	12	15	23-36	795	241	25	.976

LOB - Team (251), Opp (231). DPs turned - Team (19), Opp (14). IBB - Team (6), Cross 4, Coats 1, Vidourek 1, Opp (3). Picked off - Vidourek 3, Cross 2, Ford 1, Sefcik, C 1, Coats 1, Niehaus 1.

**(BIG 12 games only Sorted by Earned run avg)**

Player	era	w-l	app	gs	cg	sho	sv	ip	h	r	er	bb	so	2b	3b	hr	b/avg	wp	hp	bk	sfa	sha
11 Taylor, Nathan	4.68	3-2	9	9	0	0/1	0	50.0	55	35	26	20	40	13	1	5	.276	9	1	0	1	2
51 O'Connor, Kellen	4.80	3-2	11	7	1	0/2	1	50.2	49	30	27	12	40	10	0	11	.259	4	5	0	4	4
-----																						
16 Conte, Michael	1.35	2-1	11	0	0	0/1	0	13.1	9	2	2	1	11	1	0	2	.188	0	0	0	0	0
13 Scheurer, Brandon	2.50	2-0	12	3	0	0/1	3	18.0	14	6	5	10	21	4	0	1	.209	2	1	0	1	0
26 Horst, Chase	3.24	2-0	10	0	0	0/0	0	8.1	6	3	3	5	6	0	0	1	.222	0	0	0	0	2
31 Buczkowski, Adam	4.24	3-0	10	0	0	0/0	0	17.0	15	9	8	8	25	4	0	2	.227	2	2	0	0	0
35 Barnett, Ty	5.40	0-1	4	1	0	0/0	0	3.1	6	6	2	3	0	1	1	0	.353	0	0	0	0	0
41 Mrakitsch, Adam	6.75	0-1	8	2	0	0/0	0	22.2	33	19	17	16	14	4	0	1	.347	1	1	0	1	1
17 Shultz, Rodney	7.23	0-1	12	1	0	0/0	0	18.2	27	15	15	1	14	11	0	1	.346	1	5	0	2	3
38 Pineiro, Joel	7.31	0-1	8	2	0	0/0	0	16.0	25	13	13	3	7	5	0	4	.362	1	3	0	0	0
29 Marsh, Carson	8.38	0-2	10	5	0	0/1	0	19.1	22	19	18	11	20	5	1	1	.278	2	4	0	1	2
3 Michelle, Christian	10.12	0-0	5	0	0	0/0	1	5.1	7	6	6	3	4	0	0	2	.333	0	0	0	1	0
40 Johnson, Hudson	10.57	1-2	12	0	0	0/0	0	15.1	27	21	18	8	8	2	3	3	.370	3	1	0	0	0
18 Bergmann, Max	16.20	0-1	7	0	0	0/0	1	5.0	7	9	9	6	8	0	0	1	.333	2	4	0	1	1
23 Oliver, Brendin	45.00	0-0	3	0	0	0/0	0	2.0	8	10	10	4	4	1	1	1	.571	1	1	0	0	0
Totals	6.08	16-14	30	30	1	2/2	6	265.0	310	203	179	111	222	61	7	36	.292	28	28	0	12	15
Opponents	6.22	14-16	30	30	0	0/0	5	265.0	278	199	183	152	282	53	3	39	.273	25	40	0	16	17

PB - Team (12), Natili 8, Klingenbeck 4, Opp (6). Pickoffs - Team (0), Opp (9). SBA/ATT - Natili (22-26), Taylor (5-8), O'Connor, K (4-7), Klingenbeck (1-5), Mrakitsch (2-4), Conte (2-3), Shultz (3-3), Horst (1-2), Scheurer (2-2), Marsh (2-2), Bergmann (2-2), Johnson (0-1), Pineiro (0-1), McDaniels (0-1), Michelle (0-1).



**2025 Cincinnati Baseball**  
**Conference statistics for Cincinnati (as of May 19, 2025)**  
**(BIG 12 games only Sorted by Fielding pct)**



Player	c	po	a	e	fld%	dp	sba	csb	sba%	pb	ci
4 Ford, Donovan	62	59	3	0	1.000	0	0	0	---	0	0
15 Klingenbeck, Kory	43	34	9	0	1.000	0	1	4	.200	4	0
21 Sefcik, Cal	41	41	0	0	1.000	0	0	0	---	0	0
42 Pitts, Derrick	35	35	0	0	1.000	0	0	0	---	0	0
0 McDaniels, Parker	10	9	1	0	1.000	0	0	1	.000	0	0
51 O'Connor, Kellen	10	2	8	0	1.000	0	4	3	.571	0	0
5 Hokuf, Dawson	9	9	0	0	1.000	0	0	0	---	0	0
11 Taylor, Nathan	7	2	5	0	1.000	0	5	3	.625	0	0
6 Sefcik, Luke	3	1	2	0	1.000	1	0	0	---	0	0
29 Marsh, Carson	2	0	2	0	1.000	0	2	0	1.000	0	0
31 Buczkowski, Adam	2	0	2	0	1.000	0	0	0	---	0	0
13 Scheurer, Brandon	2	0	2	0	1.000	0	2	0	1.000	0	0
38 Pineiro, Joel	1	0	1	0	1.000	0	0	1	.000	0	0
26 Horst, Chase	1	0	1	0	1.000	0	1	1	.500	0	0
16 Conte, Michael	1	0	1	0	1.000	0	2	1	.667	0	0
35 Barnett, Ty	1	1	0	0	1.000	0	0	0	---	0	0
20 Ulery, Josh	1	0	1	0	1.000	0	0	0	---	0	0
7 Natili, Jack	195	172	22	1	.995	2	22	4	.846	8	0
44 O'Connor, Tommy	138	133	4	1	.993	10	0	0	---	0	0
25 Coats, Quinton	114	111	2	1	.991	4	0	0	---	0	0
14 Vidourek, Landyn	60	56	3	1	.983	3	0	0	---	0	0
3 Mitchell, Christian	46	30	15	1	.978	1	0	1	.000	0	0
8 Brooks, Lauden	126	43	77	6	.952	12	0	0	---	0	0
19 Niehaus, Charlie	105	34	65	6	.943	14	0	0	---	0	0
2 Cross, Kerrington	84	23	56	5	.940	3	0	0	---	0	0
17 Shultz, Rodney	4	0	3	1	.750	0	3	0	1.000	0	0
40 Johnson, Hudson	3	0	2	1	.667	0	0	1	.000	0	0
41 Mrakitsch, Adam	2	0	1	1	.500	0	2	2	.500	0	0
18 Bergmann, Max	3	0	1	2	.333	0	2	0	1.000	0	0
22 Perona, Louis	0	0	0	0	.000	0	0	0	---	0	0
23 Oliver, Brendin	0	0	0	0	.000	0	0	0	---	0	0
Totals	1111	795	289	27	.976	19	23	13	.639	12	0
Opponents	1061	795	241	25	.976	14	69	7	.908	6	0

Hitting minimums - 1 Games 1% of Games 1 AB 1.0 AB/Game 1 TPA 2.0 TPA/Game  
Pitching minimums - 1 Games 1.0 IP/Game

## SUMMARY STATS



**2025 Cincinnati Baseball**  
**Games Summary for Cincinnati (as of May 19, 2025)**  
**(All games)**



<b>Score by innings</b>	<b>1</b>	<b>2</b>	<b>3</b>	<b>4</b>	<b>5</b>	<b>6</b>	<b>7</b>	<b>8</b>	<b>9</b>	<b>EX</b>	<b>Total</b>
Cincinnati	52	36	43	24	47	46	57	50	22	8	385
Opponents	49	42	20	36	39	49	21	40	18	2	316
<b>Record when ...</b>											
Overall	31-23					After 6 leading					23-3
Conference	16-14					..... trailing					6-17
Non-Conference	15-9					..... tied					2-3
Home games	18-6					After 7 leading					22-4
Away games	13-16					..... trailing					3-15
Neutral site	0-1					..... tied					5-3
Day games	21-12					After 8 leading					26-2
Night games	10-11					..... trailing					2-17
vs Left starter	10-3					..... tied					1-3
vs Right starter	21-20										
1-Run games	6-7					Hit 0 home runs					9-10
2-Run games	3-3					... 1 home run					9-8
5+Run games	16-10					... 2+ home runs					13-5
Extra innings	4-1										
Shutouts	4-1					Opponent 0 home runs					13-5
						..... 1 home run					10-7
Scoring 0-2 runs	0-7					..... 2+ HRs					8-11
..... 3-5 runs	3-10										
..... 6-9 runs	14-5					Made 0 errors					19-7
..... 10+ runs	14-1					.... 1 error					8-8
						.... 2+ errors					4-8
Opponent 0-2 runs	11-0										
..... 3-5 runs	12-5					Opp. made 0 errors					12-8
..... 6-9 runs	7-11					..... 1 error					9-11
..... 10+ runs	1-7					..... 2+ errors					10-4
Scored in 1st inning	20-6					Out-hit opponent					22-3
Opp. scored in 1st	13-11					Out-hit by opponent					6-19
Scores first	19-10					Hits are tied					3-1
Opp. scores first	12-13										

**Record when team scores:**

Runs	0	1	2	3	4	5	6	7	8	9	10+
W-L	0-1	0-2	0-4	0-3	1-3	2-4	3-4	6-0	3-1	2-0	14-1

**Record when opponent scores:**

Runs	0	1	2	3	4	5	6	7	8	9	10+
W-L	4-0	3-0	4-0	2-1	7-2	3-2	1-2	3-5	2-3	1-1	1-7

**Record when leading after:**

Inn.	1	2	3	4	5	6	7	8
W-L	16-4	17-7	22-9	20-7	21-7	23-3	22-4	26-2

**Record when trailing after:**

Inn.	1	2	3	4	5	6	7	8
W-L	9-9	8-12	6-10	7-13	6-13	6-17	3-15	2-17

**Record when tied after:**

Inn.	1	2	3	4	5	6	7	8
W-L	6-10	6-4	3-4	4-3	4-3	2-3	5-3	1-3

Current losing streak: 1  
 Longest winning streak: 7  
 Longest losing streak: 5

Home attendance : 22304 ( 24 dates avg = 929 )  
 Away attendance : 47820 ( 29 dates avg = 1648 )  
 Total attendance: 70124 ( 53 dates avg = 1323 )



## TEAM GAME HIGHS



**2025 Cincinnati Baseball**  
**Season Game Highs for Cincinnati (as of May 19, 2025)**  
**(All games)**



## TEAM GAME HIGHS

## Batting

At bats:	51	-	at Kansas (May 03, 2025)
Runs scored:	19	-	at Duke (Feb 16, 2025)
Hits:	23	-	at Kansas (May 03, 2025)
RBIs:	19	-	at Duke (Feb 16, 2025)
Doubles:	7	-	vs Arizona State (Apr 13, 2025)
Triples:	2	-	at Duke (Feb 15, 2025)
Home runs:	6	-	at Kansas (May 03, 2025)
Total bases:	41	-	at Kansas (May 03, 2025)
Walks:	12	-	at Duke (Feb 16, 2025)
Strikeouts:	17	-	at UNLV (Feb 22, 2025)
	17	-	at TCU (May 09, 2025)
Sac hits:	3	-	at Miami (Apr 01, 2025)
	3	-	at Kansas (May 04, 2025)
Sac flies:	4	-	vs Canisius (Mar 07, 2025)
Stolen bases:	8	-	at Duke (Feb 16, 2025)
Hit by pitch:	5	-	vs UCF (Mar 30, 2025)
Caught stealing:	1	-	(13 times )
Runners LOB:	16	-	at Duke (Feb 16, 2025)
	16	-	vs Louisville (Mar 25, 2025)
	16	-	vs Arizona State (Apr 11, 2025)
Hit into DP:	2	-	(6 times )

## Fielding

Putouts:	36	-	at Texas Tech (Apr 04, 2025)
Assists:	18	-	vs UCF (Mar 29, 2025)
Errors:	3	-	at Arizona (Mar 15, 2025)
	3	-	at Texas Tech (Apr 04, 2025)
	3	-	vs Arizona State (Apr 11, 2025)
Passed balls:	2	-	at West Virginia (Apr 17, 2025)
	2	-	at TCU (May 09, 2025)
DPs turned:	3	-	at Duke (Feb 14, 2025)

## Pitching

Innings pitched:	12.0	-	at Texas Tech (Apr 04, 2025)
Runs allowed:	17	-	at TCU (May 09, 2025)
Earned runs:	17	-	at TCU (May 09, 2025)
Walks allowed:	9	-	at Duke (Feb 15, 2025)
	9	-	at Xavier (Apr 22, 2025)
Strikeouts:	16	-	vs Miami (Mar 11, 2025)
Hits allowed:	20	-	at TCU (May 09, 2025)
Doubles allowed:	4	-	(7 times )
Triples allowed:	2	-	at Arizona (Mar 15, 2025)
	2	-	at Arizona (Mar 16, 2025)
Homers allowed:	6	-	at UNLV (Feb 23, 2025)
Wild pitches:	5	-	at UC San Diego (Mar 1, 2025)
Hit batters:	3	-	(6 times )

## INDIVIDUAL GAME HIGHS



**2025 Cincinnati Baseball**  
**Season Game Highs for Cincinnati (as of May 19, 2025)**  
**(All games)**



## INDIVIDUAL GAME HIGHS

## Batting

At bats:	7	-	(5 times )
Runs scored:	4	-	(4 times )
Hits:	5	-	Natili, Jack at Kansas (May 03, 2025)
	5	-	Cross, Kerrington at Kansas (May 03, 2025)
RBIs:	10	-	Cross, Kerrington at Kansas (May 03, 2025)
Doubles:	2	-	Natili, Jack at UC San Diego (Feb 28, 2025)
	2	-	Niehaus, Charlie vs Toledo (Mar 04, 2025)
	2	-	Hokuf, Dawson vs Arizona State (Apr 13, 2025)
Triples:	1	-	(12 times )
Home runs:	3	-	Cross, Kerrington at Kansas (May 03, 2025)
Total bases:	14	-	Cross, Kerrington at Kansas (May 03, 2025)
Walks:	4	-	Vidourek, Landyn vs Arizona State (Apr 11, 2025)
Strikeouts:	4	-	O'Connor, Tommy vs Louisville (Mar 25, 2025)
	4	-	Natili, Jack vs UCF (Mar 29, 2025)
	4	-	Vidourek, Landyn vs Arizona State (Apr 13, 2025)
Sac hits:	3	-	Brooks, Lauden at Kansas (May 04, 2025)
Sac flies:	2	-	Sefcik, Cal at Duke (Feb 14, 2025)
	2	-	O'Connor, Tommy vs Canisius (Mar 07, 2025)
Stolen bases:	4	-	Vidourek, Landyn at West Virginia (Apr 19, 2025)
Hit by pitch:	3	-	Cross, Kerrington vs UCF (Mar 30, 2025)
Caught stealing:	1	-	(13 times )
Runners LOB:	10	-	O'Connor, Tommy vs Louisville (Mar 25, 2025)

## Fielding

Putouts:	17	-	O'Connor, Tommy vs UCF (Mar 28, 2025)
Assists:	8	-	Brooks, Lauden vs UCF (Mar 28, 2025)
Errors:	3	-	Niehaus, Charlie at Texas Tech (Apr 04, 2025)
Passed balls:	2	-	Klingenbeck, Kory at West Virginia (Apr 17, 2025)
	2	-	Natili, Jack at TCU (May 09, 2025)

## Pitching

Innings pitched:	9.0	-	O'Connor, Kellen at Texas Tech (Apr 06, 2025)
Runs allowed:	8	-	Taylor, Nathan at TCU (May 09, 2025)
Earned runs:	8	-	Taylor, Nathan at TCU (May 09, 2025)
Walks allowed:	5	-	Taylor, Nathan at Duke (Feb 15, 2025)
Strikeouts:	11	-	Taylor, Nathan at UNLV (Feb 22, 2025)
Hits allowed:	11	-	Taylor, Nathan at TCU (May 09, 2025)
Doubles allowed:	3	-	O'Connor, Kellen vs Arizona State (Apr 12, 2025)
	3	-	Taylor, Nathan at TCU (May 09, 2025)
	3	-	Taylor, Nathan vs Kansas State (May 15, 2025)
Triples allowed:	1	-	(10 times )
Homers allowed:	4	-	O'Connor, Kellen at TCU (May 10, 2025)
Wild pitches:	3	-	Pineiro, Joel at UC San Diego (Mar 1, 2025)
	3	-	Taylor, Nathan at TCU (May 09, 2025)
Hit batters:	2	-	(4 times )

# 2025 CINCINNATI BASEBALL

## GAME-BY-GAME HITTING STATISTICS

### 2025 Cincinnati Baseball Team Game-by-Game for Cincinnati (as of May 19, 2025) Batting (All games)

Date	Opponent	ab	r	h	rbi	2b	3b	hr	tb	bb	ibb	sb	cs	hbp	sac	sf	gdp	k	po	a	e	lob	avg
Feb 14	at Duke	32	8	7	7	0	0	2	13	2	0	1	0	3	1	2	0	11	27	9	0	5	.219
Feb 15	at Duke	43	5	9	4	1	2	1	17	6	0	1	1	1	0	0	0	13	34	10	1	9	.213
Feb 16	at Duke	43	19	16	19	2	0	1	21	12	0	8	0	4	2	1	0	13	27	12	0	16	.271
Feb 21	at UNLV	36	6	9	5	1	0	2	16	6	0	4	0	1	0	0	0	10	27	8	0	10	.266
Feb 22	at UNLV	32	4	7	4	3	0	2	16	6	0	4	1	0	0	0	0	17	24	9	0	7	.258
Feb 23	at UNLV	39	10	14	10	5	1	1	24	4	0	1	0	3	0	2	0	9	27	15	0	11	.276
Feb 24	at UNLV	35	6	7	4	1	0	0	8	5	0	0	1	1	0	1	0	14	24	7	2	9	.265
Feb 27	at UC San Diego	30	3	5	2	1	0	1	9	8	0	1	0	0	1	0	2	8	25	9	2	9	.255
Feb 28	at UC San Diego	38	5	10	5	3	0	2	19	5	1	2	0	1	0	0	0	12	27	5	0	12	.256
Mar 1	at UC San Diego	35	2	9	1	2	0	0	11	2	0	0	0	0	0	0	2	14	24	7	1	8	.256
Mar 2	at UC San Diego	32	0	5	0	1	0	0	6	2	0	0	0	1	0	0	0	8	24	13	2	8	.248
Mar 04	TOLEDO	35	7	13	5	4	0	2	23	4	0	5	0	0	0	1	0	3	27	15	0	9	.258
Mar 07	CANISIUS	32	13	15	12	5	1	0	22	9	0	3	1	2	0	4	1	8	27	11	1	10	.273
Mar 07	CANISIUS	35	7	12	7	3	1	0	17	5	0	5	0	1	0	1	0	12	27	10	0	11	.278
Mar 08	CANISIUS	41	10	15	8	1	1	1	21	5	0	5	0	0	0	0	0	5	27	8	1	12	.284
Mar 09	CANISIUS	35	12	16	11	1	0	3	26	4	0	5	0	2	0	0	0	8	21	9	0	9	.295
Mar 11	MIAMI	36	12	13	12	0	1	3	24	7	0	1	0	2	0	0	0	9	27	4	1	9	.299
*Mar 14	at Arizona	32	3	6	2	2	0	0	8	6	0	0	1	4	0	0	1	11	24	5	1	12	.293
*Mar 15	at Arizona	34	2	9	2	1	0	0	10	5	0	1	0	1	0	1	1	13	24	10	3	12	.292
*Mar 16	at Arizona	23	1	3	1	0	0	1	6	5	0	1	1	0	0	0	0	8	18	6	1	6	.287
*Mar 21	BYU	33	5	9	4	1	0	0	10	4	0	2	0	4	1	0	0	7	27	9	2	10	.286
*Mar 21	BYU	31	5	7	5	3	0	1	13	8	0	1	1	0	0	0	0	7	27	11	0	10	.283
*Mar 22	BYU	32	2	6	1	0	0	1	9	1	0	0	1	1	1	0	0	10	27	13	1	6	.280
Mar 25	LOUISVILLE	40	12	15	9	3	1	1	23	10	0	1	0	2	0	0	0	14	27	7	2	16	.284
*Mar 28	UCF	32	6	9	6	1	0	3	19	6	0	1	0	1	0	0	1	7	27	14	0	9	.284
*Mar 29	UCF	35	7	10	5	2	0	0	12	9	1	6	0	1	2	1	1	10	30	18	2	12	.284
*Mar 30	UCF	29	10	10	10	2	0	0	12	7	0	1	0	5	1	1	0	4	27	10	0	9	.286
Apr 01	at Miami	32	6	8	6	1	0	1	12	3	0	1	0	1	3	0	0	12	27	11	0	6	.285
*Apr 04	at Texas Tech	49	8	15	8	2	0	0	17	9	1	3	1	0	1	0	2	14	36	11	3	15	.286
*Apr 06	at Texas Tech	34	8	7	7	2	0	3	18	4	0	5	0	2	0	1	0	9	27	8	0	6	.283
*Apr 06	at Texas Tech	34	8	8	7	1	0	4	21	6	1	1	0	0	1	0	0	10	24	8	0	6	.282
Apr 08	vs Wright State	30	3	5	3	2	0	0	7	7	0	0	0	1	0	0	0	7	27	8	2	8	.279
*Apr 11	ARIZONA STATE	38	11	13	10	2	1	0	17	10	1	2	0	3	0	0	0	5	27	12	3	16	.281
*Apr 12	ARIZONA STATE	30	4	4	3	2	0	0	6	2	0	3	0	2	0	2	0	16	27	14	2	5	.277
*Apr 13	ARIZONA STATE	40	9	15	8	7	1	1	27	2	0	1	0	2	1	0	0	8	30	13	1	8	.280
Apr 15	XAVIER	33	6	9	5	0	0	1	12	5	1	0	0	2	1	2	0	5	27	10	1	10	.280
*Apr 17	at West Virginia	31	2	6	2	0	0	0	6	3	0	2	0	1	1	0	1	11	24	10	0	7	.278
*Apr 18	at West Virginia	32	4	5	4	2	1	1	12	3	0	2	0	3	1	1	0	8	24	9	0	9	.275
*Apr 19	at West Virginia	33	5	5	5	2	0	0	7	5	0	5	0	0	0	0	0	11	24	10	2	6	.272
Apr 22	at Xavier	36	6	10	6	0	0	3	19	4	0	2	1	1	0	0	0	10	24	7	0	8	.272
Apr 23	MILWAUKEE	32	14	12	11	2	1	1	19	8	0	2	0	3	0	1	2	1	24	9	0	8	.274
*Apr 25	OKLAHOMA STATE	30	4	7	4	1	0	0	8	3	1	6	0	1	0	0	0	11	27	7	0	6	.274
*Apr 26	OKLAHOMA STATE	37	11	17	10	3	0	0	20	7	0	7	0	1	0	1	2	8	27	3	1	11	.278
*Apr 27	OKLAHOMA STATE	30	1	3	1	1	0	1	7	2	0	1	0	1	0	0	0	10	27	3	1	5	.275
*May 02	at Kansas	34	7	9	7	1	0	3	19	2	0	0	0	1	0	1	0	10	27	11	0	4	.274
*May 03	at Kansas	51	18	23	17	0	0	6	41	7	0	3	0	0	1	1	0	14	30	7	1	12	.280
*May 04	at Kansas	36	13	14	13	3	0	2	23	8	0	2	0	0	3	2	0	7	27	12	1	9	.282
May 06	at Oral Roberts	39	10	16	8	4	0	1	23	4	0	5	1	1	0	2	0	10	27	4	0	9	.285
*May 09	at TCU	37	11	12	11	2	0	3	23	4	0	4	1	1	0	0	1	17	24	11	0	4	.286
*May 10	at TCU	34	6	7	6	0	0	2	13	8	0	2	0	0	0	0	0	8	24	9	0	9	.285
*May 11	at TCU	33	9	10	8	2	0	4	24	6	0	2	0	1	0	1	1	8	27	7	0	5	.285
*May 15	KANSAS STATE	28	7	8	6	2	0	0	10	6	1	3	0	2	2	2	1	6	27	6	0	9	.285
*May 16	KANSAS STATE	31	7	10	7	2	0	2	18	3	0	0	1	2	1	1	0	6	27	9	1	7	.286
*May 17	KANSAS STATE	37	5	11	5	4	0	1	18	1	0	2	0	0	0	0	1	8	27	13	1	6	.286
Totals		1871	385	535	349	99	12	68	862	285	8	126	13	73	25	33	20	515	1424	506	43	480	.286



# 2025 CINCINNATI BASEBALL

## GAME-BY-GAME PITCHING STATISTICS

### 2025 Cincinnati Baseball Team Game-by-Game for Cincinnati (as of May 19, 2025) Pitching (All games)

Date	Opponent	ip	h	r	er	bb	so	2b	3b	hr	wp	bk	hbp	dp	ibb	score	w-l	sv	era
Feb 14	at Duke	9.0	8	3	3	5	9	2	0	3	1	0	0	3	0	8-3	1-0	0	3.00
Feb 15	at Duke	11.1	11	6	6	9	14	1	0	1	2	0	2	0	0	5-6	1-1	0	3.98
Feb 16	at Duke	9.0	6	5	5	4	9	0	1	3	1	0	1	2	0	19-5	2-1	0	4.30
Feb 21	at UNLV	9.0	3	0	0	2	12	0	0	0	2	0	1	0	0	6-0	3-1	0	3.29
Feb 22	at UNLV	8.0	5	5	5	4	15	0	0	1	0	0	1	0	0	4-5	3-2	0	3.69
Feb 23	at UNLV	9.0	14	9	9	3	6	4	0	6	1	0	0	0	0	10-9	4-2	1	4.55
Feb 24	at UNLV	8.0	11	7	6	1	6	2	0	2	1	1	0	0	0	6-7	4-3	1	4.83
Feb 27	at UC San Diego	8.1	5	4	3	3	8	2	0	1	0	0	2	0	0	3-4	4-4	1	4.65
Feb 28	at UC San Diego	9.0	7	2	2	1	12	2	0	1	0	0	0	1	0	5-2	5-4	2	4.35
Mar 1	at UC San Diego	8.0	10	8	8	3	8	2	0	3	5	0	3	0	0	2-8	5-5	2	4.77
Mar 2	at UC San Diego	8.0	9	5	4	0	6	2	0	2	2	0	1	1	0	0-5	5-6	2	4.75
Mar 04	TOLEDO	9.0	9	5	5	3	7	3	0	2	0	0	1	0	0	7-5	6-6	3	4.77
Mar 07	CANISIUS	9.0	8	5	5	6	9	3	0	1	0	0	0	1	0	13-5	7-6	3	4.79
Mar 07	CANISIUS	9.0	8	0	0	4	13	0	0	0	0	0	1	2	0	7-0	8-6	3	4.44
Mar 08	CANISIUS	9.0	3	1	1	2	13	0	0	1	0	0	0	2	0	10-1	9-6	3	4.21
Mar 09	CANISIUS	7.0	2	1	1	1	8	0	0	0	0	0	2	1	0	12-1	10-6	4	4.06
Mar 11	MIAMI	9.0	5	3	3	4	16	1	0	1	2	0	0	1	0	12-3	11-6	4	4.00
*Mar 14	at Arizona	8.0	10	8	8	8	5	2	0	1	1	0	0	0	0	3-8	11-7	4	4.25
*Mar 15	at Arizona	8.0	12	14	9	6	8	4	2	0	0	0	3	0	0	2-14	11-8	4	4.54
*Mar 16	at Arizona	6.0	12	11	11	4	1	1	2	0	1	0	0	2	0	1-11	11-9	4	4.96
*Mar 21	BYU	9.0	10	7	6	2	8	1	1	3	2	0	1	1	0	5-7	11-10	4	5.01
*Mar 21	BYU	9.0	10	4	4	3	9	2	0	1	1	0	1	1	0	5-4	12-10	5	4.96
*Mar 22	BYU	9.0	8	4	4	2	8	2	0	0	0	0	0	2	0	2-4	12-11	5	4.92
Mar 25	LOUISVILLE	9.0	5	2	2	1	11	1	0	0	0	0	1	1	0	12-2	13-11	5	4.79
*Mar 28	UCF	9.0	10	4	4	6	6	2	1	0	0	0	0	0	0	6-4	14-11	6	4.76
*Mar 29	UCF	10.0	10	6	5	2	4	4	0	2	0	0	1	1	0	7-6	15-11	6	4.75
*Mar 30	UCF	9.0	15	7	7	1	5	2	0	2	0	0	2	0	0	10-7	16-11	7	4.83
Apr 01	at Miami	9.0	8	4	4	6	4	1	0	1	0	0	2	2	0	6-4	17-11	8	4.80
*Apr 04	at Texas Tech	12.0	11	7	3	5	8	2	0	2	1	0	1	2	1	8-7	18-11	8	4.68
*Apr 06	at Texas Tech	9.0	6	1	1	0	5	2	0	0	0	0	1	0	0	8-1	19-11	8	4.56
*Apr 06	at Texas Tech	8.0	16	12	12	3	9	3	0	3	2	0	1	0	0	8-12	19-12	8	4.82
Apr 08	vs Wright State	9.0	11	10	4	8	10	1	1	1	1	0	2	0	0	3-10	19-13	8	4.79
*Apr 11	ARIZONA STATE	9.0	8	7	1	4	9	1	0	0	1	0	0	0	0	11-7	20-13	8	4.68
*Apr 12	ARIZONA STATE	9.0	12	7	5	2	3	4	0	0	1	0	3	2	1	4-7	20-14	8	4.69
*Apr 13	ARIZONA STATE	10.0	11	8	7	4	5	0	1	2	0	0	3	0	0	9-8	21-14	8	4.74
Apr 15	XAVIER	9.0	6	7	6	3	5	1	1	1	0	0	1	1	1	6-7	21-15	8	4.77
*Apr 17	at West Virginia	8.0	5	3	2	5	6	1	0	0	1	0	0	0	1	2-3	21-16	8	4.71
*Apr 18	at West Virginia	8.0	11	6	6	0	5	0	0	3	2	0	0	0	0	4-6	21-17	8	4.76
*Apr 19	at West Virginia	8.0	13	10	9	5	4	4	0	1	0	0	1	1	0	5-10	21-18	8	4.89
Apr 22	at Xavier	8.0	11	15	15	9	7	4	0	3	3	0	1	0	0	6-15	21-19	8	5.16
Apr 23	MILWAUKEE	8.0	8	4	4	3	10	1	0	0	3	0	0	0	0	14-4	22-19	8	5.14
*Apr 25	OKLAHOMA STATE	9.0	3	0	0	5	15	2	0	0	0	0	1	2	0	4-0	23-19	8	5.02
*Apr 26	OKLAHOMA STATE	9.0	4	4	3	4	10	2	0	0	0	0	0	0	0	11-4	24-19	9	4.97
*Apr 27	OKLAHOMA STATE	9.0	11	8	8	5	12	1	0	2	0	0	3	0	0	1-8	24-20	9	5.04
*May 02	at Kansas	9.0	6	2	2	4	9	1	0	1	0	0	0	0	0	7-2	25-20	9	4.97
*May 03	at Kansas	10.0	16	14	13	6	8	2	0	1	2	0	3	0	0	18-14	26-20	9	5.14
*May 04	at Kansas	9.0	7	4	4	3	7	0	0	1	1	0	0	0	0	13-4	27-20	9	5.11
May 06	at Oral Roberts	9.0	7	2	2	2	10	0	0	0	1	0	1	0	0	10-2	28-20	9	5.05
*May 09	at TCU	8.0	20	17	17	6	6	4	0	3	4	0	0	1	0	11-17	28-21	9	5.31
*May 10	at TCU	8.0	9	7	7	2	7	1	0	5	0	0	0	1	0	6-7	28-22	9	5.35
*May 11	at TCU	9.0	16	8	8	5	11	3	0	1	4	0	0	1	0	9-8	29-22	10	5.41
*May 15	KANSAS STATE	9.0	9	4	4	4	10	3	0	0	2	0	1	0	0	7-4	30-22	11	5.38
*May 16	KANSAS STATE	9.0	7	0	0	1	12	2	0	0	0	0	0	1	0	7-0	31-22	11	5.28
*May 17	KANSAS STATE	9.0	12	9	9	4	7	3	0	2	2	0	2	1	0	5-9	31-23	11	5.35
Totals		474.2	490	316	282	198	450	94	10	70	53	1	51	37	4	385-316	31-23	11	5.35

# 2025 CINCINNATI BASEBALL

## OPPONENT GAME-BY-GAME HITTING STATISTICS

### 2025 Cincinnati Baseball Opponent Game-by-Game for Cincinnati (as of May 19, 2025) Batting (All games)

Date	Opponent	ab	r	h	rbi	2b	3b	hr	tb	bb	ibb	sb	cs	hbp	sac	sf	gdp	k	po	a	e	lob	avg
Feb 14	at Duke	32	3	8	3	2	0	3	19	5	0	0	0	0	0	0	3	9	27	7	2	7	.250
Feb 15	at Duke	42	6	11	6	1	0	1	15	9	0	1	0	2	0	1	0	14	36	11	1	14	.257
Feb 16	at Duke	31	5	6	5	0	1	3	17	4	0	0	0	1	0	0	2	9	27	9	3	4	.238
Feb 21	at UNLV	30	0	3	0	0	0	0	3	2	0	0	0	1	0	0	0	12	27	5	0	6	.207
Feb 22	at UNLV	29	5	5	5	0	0	1	8	4	0	0	0	1	0	0	0	15	27	4	1	5	.201
Feb 23	at UNLV	38	9	14	8	4	0	6	36	3	0	0	0	0	1	1	0	6	27	8	1	7	.233
Feb 24	at UNLV	35	7	11	5	2	0	2	19	1	0	3	0	0	1	0	0	6	27	7	3	6	.245
Feb 27	at UC San Diego	29	4	5	4	2	0	1	10	3	0	0	1	2	2	0	0	8	27	8	1	7	.237
Feb 28	at UC San Diego	33	2	7	2	2	0	1	12	1	0	0	1	0	0	0	0	12	27	5	2	5	.234
Mar 1	at UC San Diego	34	8	10	8	2	0	3	21	3	0	1	0	3	1	1	0	8	27	7	1	10	.240
Mar 2	at UC San Diego	32	5	9	3	2	0	2	17	0	0	0	0	1	0	0	1	6	27	8	0	4	.244
Mar 04	TOLEDO	35	5	9	5	3	0	2	18	3	0	0	0	1	0	1	0	7	24	9	0	8	.245
Mar 07	CANISIUS	34	5	8	5	3	0	1	14	6	0	3	1	0	0	0	1	9	24	5	1	8	.244
Mar 07	CANISIUS	32	0	8	0	0	0	0	8	4	0	0	1	1	0	0	2	13	24	3	1	10	.245
Mar 08	CANISIUS	29	1	3	1	0	0	1	6	2	0	0	0	0	0	0	1	13	24	7	2	3	.236
Mar 09	CANISIUS	21	1	2	1	0	0	0	2	1	0	0	0	2	1	0	1	8	20	9	1	3	.231
Mar 11	MIAMI	32	3	5	3	1	0	1	9	4	0	0	0	0	0	0	0	16	24	7	0	6	.226
*Mar 14	at Arizona	32	8	10	7	2	0	1	15	8	0	1	0	0	0	0	0	5	27	6	1	8	.231
*Mar 15	at Arizona	37	14	12	12	4	2	0	20	6	0	0	0	3	0	0	0	8	27	5	1	8	.237
*Mar 16	at Arizona	28	11	12	9	1	2	0	17	4	0	0	0	0	0	0	2	1	21	7	2	3	.245
*Mar 21	BYU	35	7	10	6	1	1	3	22	2	0	0	1	1	1	0	1	8	27	9	0	5	.247
*Mar 21	BYU	33	4	10	4	2	0	1	15	3	0	1	1	1	1	0	1	9	24	6	1	7	.250
*Mar 22	BYU	34	4	8	4	2	0	0	10	2	0	0	1	0	0	0	1	8	27	7	2	5	.249
Mar 25	LOUISVILLE	29	2	5	2	1	0	0	6	1	0	1	1	1	1	0	0	11	24	2	3	4	.246
*Mar 28	UCF	37	4	10	4	2	1	0	14	6	0	1	0	0	0	0	0	6	24	10	0	12	.247
*Mar 29	UCF	37	6	10	5	4	0	2	20	2	0	0	0	1	3	1	1	4	29	6	1	8	.248
*Mar 30	UCF	40	7	15	7	2	0	2	23	1	0	1	1	2	0	1	0	5	24	11	0	10	.254
Apr 01	at Miami	32	4	8	4	1	0	1	12	6	0	0	0	2	0	0	0	4	27	9	0	9	.254
*Apr 04	at Texas Tech	47	7	11	7	2	0	2	19	5	1	1	0	1	1	0	2	8	36	13	3	11	.253
*Apr 06	at Texas Tech	31	1	6	1	2	0	0	8	0	0	1	0	1	1	1	0	5	27	9	2	6	.251
*Apr 06	at Texas Tech	38	12	16	11	3	0	3	28	3	0	0	1	1	2	0	0	9	27	7	1	8	.257
Apr 08	vs Wright State	37	10	11	9	1	1	1	17	8	0	1	1	2	0	1	0	10	27	9	0	11	.259
*Apr 11	ARIZONA STATE	37	7	8	7	1	0	0	9	4	0	2	0	0	1	0	0	9	24	6	1	8	.257
*Apr 12	ARIZONA STATE	38	7	12	7	4	0	0	16	2	1	2	1	3	0	1	2	3	27	5	1	10	.259
*Apr 13	ARIZONA STATE	40	8	11	7	0	1	2	19	4	0	0	1	3	0	0	0	5	28	14	0	9	.260
Apr 15	XAVIER	30	7	6	7	1	1	1	12	3	1	0	0	1	1	2	1	5	27	5	1	3	.258
*Apr 17	at West Virginia	28	3	5	2	1	0	0	6	5	1	1	2	0	0	0	0	6	27	9	1	6	.256
*Apr 18	at West Virginia	31	6	11	6	0	0	0	3	20	0	0	0	0	1	1	0	5	27	10	2	3	.259
*Apr 19	at West Virginia	35	10	13	10	4	0	1	20	5	0	0	1	1	0	0	1	4	27	6	1	7	.262
Apr 22	at Xavier	35	15	11	12	4	0	3	24	9	0	5	0	1	0	0	0	7	27	4	0	6	.263
Apr 23	MILWAUKEE	31	4	8	4	1	0	0	9	3	0	0	1	0	0	0	0	10	22	8	2	6	.263
*Apr 25	OKLAHOMA STATE	27	0	3	0	2	0	0	5	5	0	0	1	1	0	0	0	15	24	5	0	6	.260
*Apr 26	OKLAHOMA STATE	31	4	4	4	2	0	0	6	4	0	1	0	0	0	1	0	10	24	9	0	5	.257
*Apr 27	OKLAHOMA STATE	39	8	11	8	1	0	2	18	5	0	2	0	3	1	0	0	12	27	8	0	13	.258
*May 02	at Kansas	33	2	6	2	1	0	1	10	4	0	0	0	0	0	0	0	9	27	8	0	8	.256
*May 03	at Kansas	44	14	16	12	2	0	1	21	6	0	0	0	3	0	2	0	8	30	6	2	11	.259
*May 04	at Kansas	34	4	7	3	0	0	1	10	3	0	0	1	0	0	0	0	7	27	10	2	6	.258
May 06	at Oral Roberts	34	2	7	2	0	0	0	7	2	0	0	0	1	0	0	0	10	27	6	1	8	.257
*May 09	at TCU	43	17	20	16	4	0	3	33	6	0	3	0	0	0	0	1	6	27	7	0	8	.262
*May 10	at TCU	31	7	9	7	1	0	5	25	2	0	1	0	0	0	1	0	7	27	6	0	3	.263
*May 11	at TCU	41	8	16	8	3	0	1	22	5	0	1	0	0	0	1	1	11	27	7	0	12	.266
*May 15	KANSAS STATE	33	4	9	4	3	0	0	12	4	0	1	1	1	1	1	0	10	24	7	1	9	.266
*May 16	KANSAS STATE	34	0	7	0	2	0	0	9	1	0	1	0	0	0	0	0	12	24	8	0	8	.265
*May 17	KANSAS STATE	35	9	12	9	3	0	2	21	4	0	2	0	2	2	1	0	7	27	14	0	8	.266
Totals		1839	316	490	293	94	10	70	814	198	4	38	20	51	23	19	25	450	1422	403	52	391	.266

# 2025 CINCINNATI BASEBALL

## OPPONENT GAME-BY-GAME PITCHING STATISTICS

### 2025 Cincinnati Baseball Opponent Game-by-Game for Cincinnati (as of May 19, 2025) Pitching (All games)

Date	Opponent	ip	h	r	er	bb	so	2b	3b	hr	wp	bk	hbp	dp	ibb	score	w-l	sv	era
Feb 14	at Duke	9.0	7	8	6	2	11	0	0	2	0	0	3	0	0	3-8	0-1	0	6.00
Feb 15	at Duke	12.0	9	5	4	6	13	1	2	1	0	0	1	1	0	6-5	1-1	0	4.29
Feb 16	at Duke	9.0	16	19	16	12	13	2	0	1	1	0	4	0	0	5-19	1-2	0	7.80
Feb 21	at UNLV	9.0	9	6	5	6	10	1	0	2	0	0	1	0	0	0-6	1-3	0	7.15
Feb 22	at UNLV	9.0	7	4	4	6	17	3	0	2	1	0	0	0	0	5-4	2-3	0	6.56
Feb 23	at UNLV	9.0	14	10	10	4	9	5	1	1	0	0	3	0	0	9-10	2-4	0	7.11
Feb 24	at UNLV	9.0	7	6	3	5	14	1	0	0	3	1	1	0	0	7-6	3-4	0	6.55
Feb 27	at UC San Diego	9.0	5	3	2	8	8	1	0	1	1	0	0	2	0	4-3	4-4	0	6.00
Feb 28	at UC San Diego	9.0	10	5	3	5	12	3	0	2	0	0	1	0	1	2-5	4-5	0	5.68
Mar 1	at UC San Diego	9.0	9	2	2	2	14	2	0	0	0	0	0	2	0	8-2	5-5	0	5.32
Mar 2	at UC San Diego	9.0	5	0	0	2	8	1	0	0	0	0	1	0	0	5-0	6-5	0	4.85
Mar 04	Toledo	8.0	13	7	7	4	3	4	0	2	1	0	0	1	0	5-7	6-6	0	5.07
Mar 07	Canisius	8.0	15	13	12	9	8	5	1	0	0	0	2	1	0	5-13	6-7	0	5.64
Mar 07	Canisius	8.0	12	7	7	5	12	3	1	0	1	0	1	0	0	0-7	6-8	0	5.79
Mar 08	Canisius	8.0	15	10	8	5	5	1	1	1	1	0	0	0	0	1-10	6-9	0	5.98
Mar 09	Canisius	6.2	16	12	11	4	8	1	0	3	0	0	2	0	0	1-12	6-10	0	6.40
Mar 11	Miami	8.0	13	12	12	7	9	0	1	3	0	0	2	0	0	3-12	6-11	0	6.78
*Mar 14	at Arizona	9.0	6	3	1	6	11	2	0	0	0	0	4	1	0	8-3	7-11	1	6.45
*Mar 15	at Arizona	9.0	9	2	1	5	13	1	0	0	1	0	1	1	0	14-2	8-11	1	6.16
*Mar 16	at Arizona	7.0	3	1	1	5	8	0	0	1	1	0	0	0	0	11-1	9-11	1	5.96
*Mar 21	BYU	9.0	9	5	5	4	7	1	0	0	3	0	4	0	0	7-5	10-11	2	5.91
*Mar 21	BYU	8.0	7	5	4	8	7	3	0	1	1	0	0	0	0	4-5	10-12	2	5.85
*Mar 22	BYU	9.0	6	2	1	1	10	0	0	1	0	0	1	0	0	4-2	11-12	3	5.63
Mar 25	Louisville	8.0	15	12	10	10	14	3	1	1	6	0	2	0	0	2-12	11-13	3	5.85
*Mar 28	UCF	8.0	9	6	6	6	7	1	0	3	2	0	1	1	0	4-6	11-14	3	5.88
*Mar 29	UCF	9.2	10	7	6	9	10	2	0	0	3	0	1	1	1	6-7	11-15	3	5.87
*Mar 30	UCF	8.0	10	10	10	7	4	2	0	0	1	0	5	0	0	7-10	11-16	3	6.06
Apr 01	at Miami	9.0	8	6	6	3	12	1	0	1	2	0	1	0	0	4-6	11-17	3	6.05
*Apr 04	at Texas Tech	12.0	15	8	7	9	14	2	0	0	0	0	0	2	1	7-8	11-18	3	6.02
*Apr 06	at Texas Tech	9.0	7	8	6	4	9	2	0	3	0	0	2	0	0	1-8	11-19	3	6.02
*Apr 06	at Texas Tech	9.0	8	8	8	6	10	1	0	4	1	0	0	0	1	12-8	12-19	3	6.08
Apr 08	vs Wright State	9.0	5	3	3	7	7	2	0	0	0	0	1	2	0	10-3	13-19	3	5.98
*Apr 11	Arizona State	8.0	13	11	10	10	5	2	1	0	2	0	3	0	1	7-11	13-20	3	6.13
*Apr 12	Arizona State	9.0	4	4	3	2	16	2	0	0	0	0	2	0	0	7-4	14-20	4	6.03
*Apr 13	Arizona State	9.1	15	9	8	2	8	7	1	1	0	0	2	0	0	8-9	14-21	4	6.08
Apr 15	Xavier	9.0	9	6	4	5	5	0	0	1	2	0	2	0	1	7-6	15-21	4	6.03
*Apr 17	at West Virginia	9.0	6	2	2	3	11	0	0	0	0	0	1	1	0	3-2	16-21	4	5.91
*Apr 18	at West Virginia	9.0	5	4	4	3	8	2	1	1	0	0	3	0	0	6-4	17-21	5	5.86
*Apr 19	at West Virginia	9.0	5	5	4	5	11	2	0	0	0	0	0	0	0	10-5	18-21	5	5.81
Apr 22	at Xavier	9.0	10	6	6	4	10	0	0	3	2	0	1	0	0	15-6	19-21	5	5.82
Apr 23	Milwaukee	7.1	12	14	12	8	1	2	1	1	3	0	3	2	0	4-14	19-22	5	6.00
*Apr 25	Oklahoma State	8.0	7	4	4	3	11	1	0	0	0	0	1	1	1	0-4	19-23	5	5.97
*Apr 26	Oklahoma State	8.0	17	11	11	7	8	3	0	0	1	0	1	2	0	4-11	19-24	5	6.10
*Apr 27	Oklahoma State	9.0	3	1	1	2	10	1	0	1	0	0	1	0	0	8-1	20-24	5	5.98
*May 02	at Kansas	9.0	9	7	7	2	10	1	0	3	0	0	1	0	0	2-7	20-25	5	6.01
*May 03	at Kansas	10.0	23	18	18	7	14	0	0	6	0	0	0	0	0	14-18	20-26	5	6.26
*May 04	at Kansas	9.0	14	13	12	8	7	3	0	2	4	0	0	0	0	4-13	20-27	5	6.38
May 06	at Oral Roberts	9.0	16	10	9	4	10	4	0	1	0	0	1	0	0	2-10	20-28	5	6.44
*May 09	at TCU	9.0	12	11	11	4	17	2	0	3	0	0	1	1	0	17-11	21-28	5	6.54
*May 10	at TCU	9.0	7	6	6	8	8	0	0	2	0	0	0	0	0	7-6	22-28	5	6.53
*May 11	at TCU	9.0	10	9	9	6	8	2	0	4	3	0	1	1	0	8-9	22-29	5	6.57
*May 15	Kansas State	8.0	8	7	5	6	6	2	0	0	1	0	2	1	1	4-7	22-30	5	6.56
*May 16	Kansas State	8.0	10	7	7	3	6	2	0	2	1	0	2	0	0	0-7	22-31	5	6.58
*May 17	Kansas State	9.0	11	5	5	1	8	4	0	1	0	0	0	1	0	9-5	23-31	5	6.55
Totals		474.0	535	385	345	285	515	99	12	68	49	1	73	25	8	316-385	23-31	5	6.55

# 2025 CINCINNATI BASEBALL

## HEADSHOT ROSTER




**PARKER MCDANIELS**  
C | R/R | Delaware, Ohio




**KERRINGTON CROSS**  
INF | R/R | Brownsburg, Ind.



**CHRISTIAN MITCHELLE**  
INF/RHP | R/R | Romeoville, Ill.




**DONOVAN FORD**  
OF | R/R | Greenville, S.C.




**DAWSON HOKUF**  
1B/C | L/R | Edmond, Okla.



**LUKE SEFCIK**  
INF | R/R | Palos Heights, Ill.



**JACK NATILI**  
C | R/R | Venetia, Pa.




**LAUDEN BROOKS**  
INF | R/R | Cincinnati, Ohio




**MAXTON POLAD**  
OF | R/R | Frankfort, Ill.




**KEEGAN ALLEN**  
RHP | R/R | Rogers, Ark.




**NATHAN TAYLOR**  
RHP | R/R | Amelia, Ohio




**BRANDON SCHEURER**  
RHP/UTL | L/R | Portland, Mich.




**LANDYN VIDOUREK**  
OF | L/R | Hamilton, Ohio



**KORY KLINGENBECK**  
C | S/R | Cincinnati, Ohio



**MICHAEL CONTE**  
RHP | R/R | Cincinnati, Ohio




**RODNEY SHULTZ**  
RHP | R/R | Tyrone, Pa.




**MAX BERGMANN**  
RHP | R/R | Georgetown, Ind.




**CHARLIE NIEHAUS**  
INF | R/R | West Chester, Ohio




**JOSH ULERY**  
INF | R/R | Latrobe, Pa.




**CAL SEFCIK**  
UTL | R/R | Palos Heights, Ill.



**LOUIS PERONA**  
OF | L/R | Chicago, Ill.



**BRENDIN OLIVER**  
RHP | R/R | Mooresville, Ind.



**CARTER EARLS**  
LHP | L/L | Middletown, Ohio




**QUINTON COATS**  
UTL | R/R | Olathe, Kan.



**CHASE HORST**  
LHP | L/L | Lititz, Pa.




**ERIC DE COSTA**  
RHP/INF | R/R | North Aurora, Ill.



**GAVIN BREWER**  
C | R/R | Knoxville, Tenn.



**CARSON MARSH**  
RHP | R/R | West Chester, Ohio



**RYAN TYRANSKI**  
1B | L/R | Birmingham, Mich.




**ADAM BUCZKOWSKI**  
RHP | R/R | Carmel, Ind.




**TOMMY BOBA**  
RHP | R/R | Wheaton, Ill.




**BRADLEY COULTER**  
RHP | R/R | Taylorsville, Ky.



**TY BARNETT**  
LHP | L/L | Athens, Tenn.



**JOEL PINEIRO**  
RHP | R/R | Miami, Fla.



**HUDSON JOHNSON**  
LHP | L/L | Prior Lake, Minn.




**ADAM MRAKITSCH**  
LHP | L/L | Howell, Mich.




**DERRICK PITTS**  
OF | R/R | St. Louis, Mo.




**TOMMY O'CONNOR**  
1B | L/L | Martinsville, Ind.




**BRENDEN GARULA**  
LHP | R/L | Mason, Ohio



**BRUCE KOCH**  
RHP | R/R | Barrington, Ill.



**KELLEN O'CONNOR**  
LHP | L/L | Portland, Ore.



**MICHAEL FLISS**  
RHP | R/R | Indianapolis, Ind.