



CINCINNATI™

2022 BASEBALL GAME NOTES



2022 SCHEDULE / RESULTS

DATE	OPPONENT	TIME/RESULT
02/18	@ FGCU	W, 9-6
02/19	@ FGCU	W, 15-14
02/19	@ FGCU	L, 10-5
02/20	@ FGCU	L, 16-8
02/25	@ North Alabama	L, 5-2
02/26	@ North Alabama	Canceled
02/26	@ North Alabama	Canceled
02/27	@ North Alabama	Canceled
03/02	OHIO STATE	W, 5-4
03/04	NORTHWESTERN	W, 5-4
03/05	NORTHWESTERN	L, 10-8
03/05	NORTHWESTERN	W, 4-2
03/06	NORTHWESTERN	W, 16-5
03/08	@ Indiana	L, 7-0
03/11	Michigan State	L, 10-8
03/12	Kansas	Canceled
03/13	Western Carolina	L, 8-6
03/14	@ USC Upstate	L, 8-3
03/15	@ Wofford	L, 8-1
03/18	SAINT JOSEPH'S	L, 9-6
03/19	SAINT JOSEPH'S	W, 7-6
03/19	SAINT JOSEPH'S	W, 12-1
03/20	SAINT JOSEPH'S	W, 18-9
03/25	XAVIER	L, 8-7
03/27	@ Xavier	L, 8-7
03/28	Xavier	L, 6-5
03/30	XAVIER	L, 10-6
04/01	ECU *	W, 7-3
04/02	ECU *	L, 8-4
04/03	ECU *	L, 12-10
04/06	Wright State	W, 7-4
04/08	HOUSTON *	L, 5-4
04/09	HOUSTON *	W, 13-3
04/10	HOUSTON *	W, 9-6
04/12	@ Louisville	L, 18-10
04/14	@ Wichita State *	W, 9-5
04/15	@ Wichita State *	W, 7-5
04/16	@ Wichita State *	W, 4-0
04/20	INDIANA	L, 11-4
04/22	USF *	5 p.m.
04/23	USF *	4 p.m.
04/24	USF *	Noon
04/29	@ ECU *	6:30 p.m.
04/30	@ ECU *	4 p.m.
05/01	@ ECU *	1 p.m.
05/03	WRIGHT STATE	6 p.m.
05/06	@ Tulane *	7:30 p.m.
05/07	@ Tulane *	3 p.m.
05/08	@ Tulane *	2 p.m.
05/11	NKU	11 a.m.
05/13	MEMPHIS *	5 p.m.
05/14	MEMPHIS *	4 p.m.
05/15	MEMPHIS *	Noon
05/17	@ Ohio State	6:05 p.m.
05/19	@ UCF *	6 p.m.
05/20	@ UCF *	6 P.M.
05/21	@ UCF *	6 P.M.

AAC CHAMPIONSHIP

* May 24-29 (Clearwater, Florida • BayCare Ballpark)

* - AAC game; Home games, in **BOLD CAPS**, played at UC Baseball Stadium. Times and dates subject to change.

All home games will be broadcasted on ESPN+.



CINCINNATI

BEARCATS

VS

SOUTH FLORIDA

BULLS



APRIL 22-24, 2022 • UC BASEBALL STADIUM • CINCINNATI, OHIO

CINCINNATI

2022 Record.....16-19, 6-3 AAC
Head Coach.....Scott Googins
Record at UC.....111-112 (5th)
Career Record.....452-469 (17th)

SERIES INFORMATION

Live Stats.....BearcatStats.com
Watch.....ESPN+
Series Record.....UC trails 25-48
Last Meeting.....2021

USF

2022 Record.....21-16, 2-7 AAC
Head Coach.....Billy Mohl
School Record.....120-106-1 (5th)
Career Record.....Same

PROBABLE STARTING PITCHERS

FRIDAY, APRIL 22

5 p.m. • ESPN+

RHP **Beau Keathley**

vs. RHP **Brad Lord**

SATURDAY, APRIL 23

4 p.m. • ESPN+

LHP **Conner Linn**

vs. LHP **Ethan Brown**

SUNDAY, APRIL 24

12 p.m. • ESPN+

TBD

vs. TBD

CINCINNATI – The University of Cincinnati baseball team will host South Florida for three conference games this weekend at UC Baseball Stadium. The series will open on Friday at 5:00 p.m. ET and continue on Saturday at 4:00 p.m. The series will end on Sunday with first pitch set for noon.

The game will be streamed on ESPN+ and live stats will be available at BearcatStats.com.

SERIES BUSINESS

• UC trails in the all-time series against the Bulls, 25-48. The two teams last met in 2021, splitting four games. UC has a 4-6 record in the last 10 matchups.

SETTING THE STAGE

• Despite dropping their mid-week game against Indiana, the Bearcats have still won five of their past seven games.
 • USF is coming off back-to-back wins against Memphis and Florida A&M and is 3-3 in its past six games.

ABOUT THE BEARCATS

• The Bearcats average 7.2 runs per game, which leads the American Athletic Conference.
 • The Bearcats have two players in the top-4 in home runs in the conference. Griffin Merritt is in first with 14 and Ryan Nicholson ranks fourth with nine of his own. Paul Komistek's 51 hits trail the conference leader by eight.
 • Cincinnati leads the conference in homers with 52 thanks to a deep lineup filled with pop. Merritt (14), Nicholson (9), Komistek (6), Cole Harting (5) and Joe Powell (5) have accounted for 75% of the team's home runs and over 62% of the RBIs.
 • Merritt (1.172), Komistek (1.018) and Powell (1.185) each have over a 1.000 OPS, and Powell (.370) and Komistek's (.364) batting averages rank fourth and seventh in the AAC, respectively.
 • As a team, UC has hit 52 homers and 1.49 homers per game, both of which are best in the conference and in the top-33 nationally.

PROBABLE STARTING LINEUP

NO.	NAME (B/T)	POS	HT	WT	YR	HOMETOWN	AVG	GP-GS	R	H	RBI	SB
32	Paul Komistek (R/R)	OF	6-2	200	r-Jr.	Knoxville, Tenn.	.364	35-35	33	51	21	5
15	Joe Powell (R/R)	C	5-10	160	r-So.	Mason, Ohio	.370	27-25	22	34	22	2
8	Griffin Merritt (R/R)	OF	6-2	225	r-Jr.	Cincinnati, Ohio	.336	33-32	30	42	39	4
44	Ryan Nicholson (L/L)	INF	6-3	215	r-So.	Louisville, Ky.	.270	35-35	30	37	27	7
10	Cole Harting (R/R)	OF	5-11	205	So.	West Chester, Ohio	.302	34-34	34	39	29	8
28	Kerrington Cross (R/R)	INF	6-0	200	r-Fr.	Brownsburg, Ind.	.293	33-31	29	36	17	11
3	JP Sponseller (L/R)	OF	5-10	200	r-So.	Mason, Ohio	.218	27-23	19	19	17	2
14	Wyatt Stapp (L/R)	INF	6-1	205	r-Sr.	Keller, Texas	.280	25-25	13	26	17	3
26	Max Palmieri (R/R)	INF	5-9	175	r-So.	Maineville, Ohio	.200	23-15	6	10	7	1



THE AMERICAN ON ESPN+

All 25 Cincinnati home baseball games will air on ESPN+. Most conference road games will be aired on ESPN+. Visit the opposing team's website for more information on its broadcast schedule.

Visit gobearcats.com/espn to subscribe and stream all the Bearcats' games this season.

SERIES ROTATION

GAME 1



BEAU KEATHLEY RHP **#2**
 2022 STATS: 3-1, 4.87 ERA, 44.1 IP, 55 K's

Height: 6-1 Year: Junior
 Weight: 165 Hometown: Taylor, Mich.
 B/T: R/R High School: Truman

LAST START

Tossed his second-straight quality start against Wichita State, going six inning, giving up three earned runs and striking out five.

2021 RECAP

He appeared in 18 games and pitched 41 innings and had an ERA of 5.49 with 4 games started, 2 wins, 1 save, and 42 strikeouts. He pitched 6 innings versus Wichita State, along with recording his 150th career strikeout (4/24).

2022 GAME LOG (5 STARTS, 10 APPEARANCES)

WHEN HE PITCHES: 5-5

DATE	OPP	DEC	IP	H	R	ER	HR	BB	K	NP	ERA
02/18	at FGCU	ND, W, 9-6	1.1	1	4	4	1	3	3	38	27.00
2/20	at FGCU	ND, L, 16-8	2.0	8	5	5	0	1	2	58	24.30
3/2	Ohio State	W, 5-4	6.1	4	0	0	0	1	8	--	0.00
3/8	at Indiana	ND, L, 7-0	0.1	0	0	0	0	2	0	24	0.00
3/10	vs. Mich. State	ND, L, 10-8	4.1	4	3	2	0	4	6	73	4.15
3/19	Saint Joseph's	W, 12-1	6.0	3	1	0	0	0	12	--	0.00
3/27	at Xavier	ND, L, 8-7	5.0	9	6	5	1	1	7	98	9.00
4/2	East Carolina	L, 8-4	6.0	8	4	4	1	2	6	97	6.00
4/9	Houston	W, 13-3	7.0	6	3	1	0	3	6	93	1.29
4/15	at Wichita State	ND, W, 7-5	6.0	4	3	3	1	4	5	105	4.50
TOTALS		3-1	44.1	47	29	24	4	21	55	586	4.87

GAME 2



CONNER LINN LHP **#42**
 2022 STATS: 3-1, 26.0 IP, 3.81 ERA, 19 K's

Height: 6-2 Year: Sophomore
 Weight: 203 Hometown: Kokomo, Ind.
 B/T: L/L High School: Western

LAST START

Linn threw his third quality start of the year against Wichita State, going six inning while giving up three runs and striking out four.

2021 RECAP

Linn appeared in six games during his freshman year, pitching 9.2 innings. He threw 2+ innings on three occasions and threw a clean inning against ECU on May 14, 2021.

2022 GAME LOG (5 STARTS)

WHEN HE PITCHES: 3-2

DATE	OPP	DEC	IP	H	R	ER	HR	BB	K	NP	ERA
3/5	Northwestern	W, 16-5	6.1	6	3	3	1	3	2	86	4.26
3/15	at Wofford	ND, L, 8-1	4.0	5	1	0	0	2	3	67	0.00
4/1	East Carolina	W, 7-3	6.0	5	1	1	1	2	4	95	1.50
4/8	Houston	L, 5-4	3.2	9	5	4	1	1	6	83	9.82
4/14	at Wichita Stte	W, 9-5	6.0	8	3	3	0	1	4	90	4.50
TOTALS		3-1	26.0	33	13	11	3	9	19	421	3.81

TBD

QUICK FACTS

GENERAL

Location	Cincinnati, OH 45221
Founded	1819
Enrollment	46,710
Conference	American Athletic
Nickname	Bearcats
Colors	Red (PMS 186) & Black
Home Field	UC Baseball Stadium
President	Neville G. Pinto, PhD
Director of Athletics	John Cunningham
Faculty Representative	Brian Hatch, PhD

HISTORY

First Year of Baseball	1888
All-Time Record	1,645-1802-21
No. Yrs in NCAA Tournament/Last	6/2019
Last NCAA Post-Season Opponent	Creighton, L, 6-1

COACHING STAFF

Head Coach	Scott Googins (Ohio Wesleyan '91)
Overall Record (Year)	452-469 (17th)
Record at Cincinnati (Year)	111-112 (5th)
Assistant Coach	JD Heilmann (Cincinnati '97)
Year at Cincinnati	Fifth/10th
Assistant Coach	Kyle Sprague (Malone '11)
Year at Cincinnati	Fifth
Volunteer Assistant	Lee Sponseller (Ohio Dominican '17)
Year at Cincinnati	Second

SUPPORT STAFF

Director of Operations	Andy Nagel (7th season)
Athletic Trainer	Mary Ankrom (5th season)
Strength & Conditioning	Chaz Calloway (7th season)

2021 INFORMATION

Overall Record:	29-26
Home	17-8
Road	12-16
Neutral	0-2
Conference Record	18-14
Home	10-6
Road	8-8
Finish	4th
2021 AAC Championship	0-2

2022 TEAM

Position Starters Returning/Lost:	6/3
Pitching Starters Returning/Lost:	2/2

2022 SCHEDULE INFORMATION

Home/Away, Neutral Games:	24/27/4
American Home/Away Games:	12/12
Non-Conf. Home/Away, Neutral Games:	12/15/4

COMMUNICATIONS

Baseball Contact	Alex Pepke
Phone	412-996-5598
Email	pepkeaj@mail.uc.edu
Secondary Baseball Contact	Connor Boyle
Phone	513-556-2234
Email	boylecp@ucmail.uc.edu

FOLLOW THE BEARCATS

For all the latest information on Cincinnati baseball, please visit GoBEARCATS.com. For up-to-the-minute updates, follow UC baseball (@GoBearsBase) on Twitter, Instagram and Facebook.

MATCHING THEM UP

BATTING	AVG	OPS	GP	AB	R	H	2B	3B	HR	RBI	TB	SLG%	BB	HBP	SO	GDP	OB%	SF	SH	SB-A
Cincinnati	.280	.863	35	1206	251	338	69	11	52	222	585	.485	180	18	342	16	.378	13	11	51-70
USF	.285	.830	37	1213	245	322	61	4	46	225	529	.436	205	63	322	22	.394	16	13	24-34

PITCHING	ERA	WHIP	W-L	APP	CG	SH	SV	IP	H	R	ER	BB	SO	2B	3B	HR	AB	AVG	WP	HBP	BK	SFA	SHA
Cincinnati	6.49	1.74	16-19	131	2	1	5	299.2	338	254	216	182	267	79	9	39	1176	.287	27	54	5	13	13
USF	5.06	1.47	21-16	164	1	2	9	325.2	346	210	183	132	307	63	11	33	1275	.271	42	35	0	14	17

CINCINNATI SLUGGERS

- The Bearcats rank 33rd in the nation with 52 homers and 29th in homers per game (1.49), both of which are tops in the AAC.
- In the conference, UC leads in slugging % (.485) and total bases (584). Its .378 on-base percentage is good for second in the AAC.
- Griffin Merritt (.768) and Joe Powell (.717) rank first and third, respectively, in the AAC in slugging %. Those numbers are good for 14th and 37th in the country.

HOME COOKING

- UC won its first home game against Ohio State, 5-4. That marks the sixth-straight year it has won its home opener.
- Cincinnati followed that up by winning three of four against Northwestern, starting the year 4-1 at home.
- The Bearcats have a 296-188 (.613) all-time record at UC Baseball Stadium and have only had three seasons with a .500 winning percentage or lower at home.
- Since 2016, the team's home record is 104-57 (.646).
- The Bearcats recently finished up a stretch where they played 13 of 15 games at home, going 7-6 in those games.

CARDIAC 'CATS

- The Bearcats have already ended four games this year with walk-offs - two homers, a triple and a wild pitch.
- On March 2, Cam Scheler hit a pinch-hit walk-off homer to right field to beat Ohio State.
- Just three days later on March 5, Cole Harting hit his first homer of the year at the perfect time, driving one to right to beat Northwestern, 4-2.
- Joe Powell hit a two-run triple to deep center against Houston on April 9 to walk-off against the Cougars.

BEARCATS IN THE OUTFIELD

- Three Bearcats were named to the preseason All-AAC team - OF Paul Komistek, OF Cole Harting and OF Griffin Merritt.
- Harting, a sophomore, hit .289, led the team in runs (49, 5th in AAC) and tied for the team-lead in home runs (10) in his true freshman season.
- Merritt, a junior, tied with Harting for the team-lead in home runs (10), was third in RBIs (38) and ranked fifth in OPS (.873).
- All three landed on D1 Baseball's Preseason Top 150 Outfielders list. Komistek was ranked 26th in the nation, Harting was placed at 77th and Merritt came in at 127th.

LAST TIME VS THE BULLS

- The last time UC and USF played, they split four games in Tampa, Fla. from April 30-May 2, 2021.
- USF outscored UC in those games, 23-16.
- Santiago hit .471 after collecting eight hits, including two doubles, with three runs scored, two RBIs.
- The two teams will meet in Cincinnati for the first time since 2018.

A NEW STANDARD

- UC was picked by the conference's coaches to finish in third place in the AAC in 2022, which is the highest since joining the conference for the 2014 season.
- The highest the Bearcats have ever been picked to finish in the AAC prior to this year was fifth in 2017.

GOING, GOING, GONE

- After the first weekend of college baseball this year, UC led the nation in home runs with nine. They now rank first in the conference and 33rd in the nation with 52.
- Harting and Powell have five each, Nicholson has nine, Komistek has six and Merritt has 14 long balls.
- Merritt has hit his 14 homers in 125 at-bats, averaging one every 8.9 ABs.
- The Bearcats launched 67 homers during the 2021 season, which ranked third in the conference. They are on pace for 78 right now.

KOMISTEK RAKES

- Through 35 games, Komistek is seventh in the AAC with a .364 batting average and is fourth in the league in hits with 51.
- He's second on the team in runs (33), ranks second in total bases (79), third in homers (6) and third in slugging % (.564).
- His .454 on-base percentage is the fifth-highest in the conference.
- The redshirt junior outfielder from Knoxville, Tenn. was named the 2022 Preseason AAC Player of the Year by the league's coaches.
- In the conference, he ranked second in BA (.364), third in slugging percentage (.599) and second in on-base percentage (.459), which all led UC in 2021.
- Komistek is only the second UC player to be named the AAC Preseason Player of the Year. The other was Ian Happ in 2015, who is now an outfielder for the Chicago Cubs.

NOT YOUR AVERAGE JOE

- In 27 games played, catcher Joe Powell is hitting .370 (4th in AAC), has an OBP of .468 (2nd in AAC) and is slugging .717 (3rd in AAC).
- His five homers rank fourth on the team and his three triples are the second-most in the conference.
- In the field, Powell has a 1.000 fielding % and has thrown out nine runners on the base paths this season.

MILESTONE WATCH

- Head coach Scott Googins now has 111 wins at UC in his five seasons, which is the third-most for a Bearcats coach. He ranks behind only Brian Cleary (434) and Glenn Sample (391).
- Cole Harting has 100 career hits in under two seasons.
- Wyatt Stapp and Griffin Merritt both recorded their 100th careers RBIs Wednesday against Indiana.
- Coming into 2022, Komistek had a career .579 slugging % and a .442 on-base %. The slugging % would rank eighth in UC history and the on-base % would rank sixth.

AAC PLAY

- The Bearcats went 1-2 against ECU in the opening weekend of AAC play, but have bounced back since.
- UC took two of three from Houston at home before traveling to Wichita State to sweep the Shockers.
- Coming into this week, head coach Scott Googins has a 49-40 (.555) record at UC in conference play.
- The Bearcats will play USF this weekend before traveling to ECU for three games, eventually ending AAC-play with three games against UCF on May 19-21 before the conference tournament begins on May 24.

NOTES

WEEKLY HONORS

AAC PLAYER OF THE WEEK

NAME	HONOR [Date]
Beau Keathley	Pitcher of the Week - March 21
Garrett Harker	Pitcher of the Week - April 18

HONOR ROLL

NAME	DATE
Paul Komistek	Feb. 21
JP Sponseller	March 7
Cole Harting	April 11
Griffin Merritt	April 18

COLLEGIATE BASEBALL'S PLAYER OF THE WEEK

NAME	HONOR [Date]
JP Sponseller	March 7

PRESEASON ALL-AAC

Paul Komistek (OF), Cole Harting (OF), Griffin Merritt (OF)
Paul Komistek - AAC Preseason Player of the Year

CURRENT PRO PLAYERS

MAJOR LEAGUE BASEBALL

NAME	TEAM
Ian Happ	Chicago Cubs
Josh Harrison	Chicago White Sox
Art Warren	Cincinnati

MINOR LEAGUE BASEBALL

NAME	TEAM
Cam Alldred	Indianapolis (AAA - Pittsburgh)
AJ Bumpass	Free Agent
Ryan Noda	Tulsa (AA - Los Angeles)
Manny Rodriguez	Binghamton (AA - NY Mets)
Joey Weiner	Wisconsin (High A - Milwaukee)
Garrett Schoenle	ACL (Rookie - White Sox)
Evan Shawver	ACL (Rookie - Colorado)

INDEPENDENT

NAME	TEAM
AJ Kullman	USPBL
Jace Mercer	Frontier League
JT Perez	Frontier League
Eric Santiago	USPBL

2022 AMERICAN CONFERENCE STANDINGS

SCHOOL	AAC	AAC%	OVERALL	%	H	A	N	STK
East Carolina	7-2	0.778	23-15	0.605	12-8	11-7	0-0	W5
Tulane	6-3	0.667	24-13-1	0.645	14-7-1	10-6	0-0	L2
Cincinnati	6-3	0.667	16-19	0.457	11-8	5-8	0-3	L1
Houston	5-4	0.556	24-13	0.649	18-6	6-4	0-3	W2
UCF	5-4	0.556	21-16	0.568	14-11	7-5	0-0	L4
Memphis	3-6	0.333	17-16	0.515	10-11	7-5	0-0	W2
South Florida	2-7	0.222	21-16	0.568	17-10	4-6	0-0	W2
Wichita State	2-7	0.222	13-24	0.351	6-10	7-13	0-1	L6

THE BULLPEN CREW

- Jackson Murphy (22), Max Bergmann (16), Beau Keathley (14) and Aiden Bradbury (10) were all among the team leader bullpen appearances last season.
- Bergmann has thrown 33.1 innings, including five outings where he's gone four or more innings in relief. He has not given up a run in his last eight innings thrown.
- Ben Vore hasn't given up an earned run in his past four innings thrown.
- Six of Murphy's last eight outings have been scoreless as he's proving to be one of UC's top arms out of the bullpen.

SHUT 'EM DOWN

- Conner Linn pitched a quality start in his first-ever start, going 6.1 innings while only giving up three runs. He now has a 3.81 ERA in five starts and threw six innings of one-run ball against ECU on April 1.
- Tristan Weaver threw a seven-inning complete game against Northwestern on March 4, striking out six.
- In his first home start, Garrett Harker was one out shy from throwing a seven-inning complete game. He was also just named the AAC pitcher of the week for throwing six shutout innings in a 14-inning win on April 15.

BIG BEAU

- Beau Keathley earned AAC pitcher of the week after throwing six shutout innings against Saint Joseph's while striking out 12 batters on March 19.
- He just threw a complete game against Houston on April 9, and has now thrown two-straight quality starts after going six innings against Wichita State on April 15.

OPENING DAY IN Cincy

- The Bearcats hosted Ohio State on March 2 for opening day, scheduled less than 48 hours before first pitch.
- Fans set a new stadium attendance record at 2,451.
- The game ended on Cam Scheler's pinch-hit walk-off home run in the ninth-inning.

BEARCATS WITH A BRIGHT FUTURE

- UC placed two players in D1 Baseball's top-10 AAC prospects for the 2023 MLB Draft with Harting (No. 4) and Harker (No. 9) both earning spots on the list.
- UC was also represented in the AAC prospect ranking for the 2022 MLB Draft. Hopewell (No. 21); Komistek (No. 24); Nicholson (No. 31); Powell (No. 33) and Merritt (No. 36) all garnered attention as draft-eligible players.
- Both Harker (No. 6) and catcher Boston Smith (No. 10) were named impact freshman to watch in 2022.

RECORDS AGAINST AAC OPPONENTS SINCE 2014

TEAM	RECORD
East Carolina	5-21-1
Houston	11-16
Memphis	22-12
Tulane	10-10
UCF	10-15
USF	9-16
Wichita State	11-2



UC BASEBALL STADIUM

HOME OF THE BEARCATS

YEAR-BY-YEAR RECORD - UC BASEBALL STADIUM

YEAR	W	L	YEAR	W	L
2004	1	2	2014	13	9
2005	16	13	2015	10	14
2006	22	10	2016	18	7
2007	20	10	2017	15	11
2008	23	11	2018	19	11
2009	21	13	2019	16	12
2010	18	12	2020	7	0
2011	19	1	2021	17	8
2012	10	20	2022	11	8
2013	19	16	TOTAL	296	188
			(.613 winning percentage)		

OPENED: 2004

CAPACITY: 3,085

DIMENSIONS: 325-370-400-370-325

SURFACE: Motz Group TriplePlay HP

UC Baseball Stadium has been the home of the Cincinnati Bearcats baseball team since the end of the 2004 season.

The first game played at the 3,085-seat, on-campus facility occurred on May, 20 2004 when the Bearcats hosted UAB in the final series of 2004. The opening game was played on a Thursday night, before a crowd of 2,200.

Since its opening, the stadium has seen a UC great recognized within the facility. In May 2005, coaching legend Glenn Sample was honored with the walkway outside the field being named Glenn Sample Way. Sample, Ed Jucker and Kevin Youkilis have their numbers retired on the left-field wall.

The stadium, which was voted the favorite road stadium in the BIG EAST Conference to visit, is located directly east of the spot where Johnny Bench Field, UC's previous home, sat for a number of years.

Acting on a recommendation by President Neville G. Pinto, the UC Board of Trustees unanimously voted on June 23, 2020 to remove the name of the late Cincinnati Reds owner and philanthropist Marge Schott from the university's baseball stadium and a second space. The stadium held the name of Marge Schott Stadium from 2006-2020.

FEATURES

- Batting Cages
- Indoor batting cages and pitcher's mound
- A fully equipped press box with private viewing areas
- A player's clubhouse and lounge
- Dressing rooms for coaches
- Full laundry and equipment facilities
- State-of-the-art training room
- Fully-lighted playing field

THE LAST TIME A BEARCATS PLAYER ...

Hit for the cycle.....	Anthony Snowell; May 7, 1999 vs. Saint Louis
Hit a grand slam.....	Cole Harting; April 10, 2022 vs. Houston
Hit a walk-off homerun.....	Cole Harting March 5, 2022 vs Northwestern
Hit a walk-off base hit.....	Joe Powell vs. Houston, April 10, 2022
Walk-off RBI without a hit.....	bases-loaded HBP; Feb. 24, 2013 vs. Western Carolina
Led off the game with a homerun.....	Joe Powell, March 13, 2022 vs. Western Carolina
Hit back-to-back homeruns.....	Powell-Nicholson, 3rd inning vs ECU, April 3, 2022
Hit back-to-back-to-back homeruns.....	Singer-McMillin-Hinton; April 21, 1999 vs Ohio, 9th inning
Hit two homeruns in a game.....	Griffin Merritt; 2; April 12, 2022 at Louisville
Hit 3+ homeruns in a game.....	JP Sponseller; 3; March 5, 2022 vs. Northwester, Game 2
Hit a homerun in two straight games.....	Griffin Merritt at Louisville, Wichita State, April 12 and 14, 2022
Hit a homerun in three straight games.....	Ryan Nicholson at FGCU, Feb. 19 (1), 19 (2) and 20, 2022
Hit an inside-the-park homerun.....	Paul Komistek; March 29, 2020 vs Oakland
Hit two doubles in a game.....	Joe Powell at Wichita State, April 15, 2022
Hit three doubles in a game.....	Jace Mercer, May 9, 2021 at Houston
Hit two triples in a game.....	Kerrington Cross; March 19, 2022 vs Saint Joseph's
Had four hits in a game.....	Paul Komistek; April 2, 2022 vs. ECU
Had five hits in a game.....	Paul Komistek; Feb. 19, 2022 at FGCU
Had 6+ hits in a game.....	Cole Harting, 6 at Xavier, March 20, 2021
Had four RBIs.....	Griffin Merritt; 5; April 14, 2022 at Wichita State
Had five RBIs.....	Griffin Merritt; 5; April 14, 2022 at Wichita State
Had 6+ RBIs.....	JP Sponseller; 7; March 5, 2022 vs. Northwester, Game 2
Scored three runs.....	Griffin Merritt; 3; April 3, 2022 vs. Louisville
Scored four runs.....	JP Sponseller; 4; March 5, 2022 vs. Northwester, Game 2
Scored 5+ runs.....	Jace Mercer, 5; February 28, 2020 vs Oakland
Stole 3+ bases.....	Jace Mercer, 3; April 16, 2021 at Memphis
Walked three times.....	Kerrington Cross; March 30, 2022 vs Xavier
Walked four times.....	Griffin Merritt vs vs. #5 Louisville, March 29, 2021
Had 15+ putouts.....	Cam Scheler - C, 16; Feb. 27, 2021 at WKU (Game 2)
Has 20+ putouts.....	Ryan Noda - 1B, 21; April 12, 2015 vs. Memphis
Had 8+ assists.....	Manny Rodriguez - SS, 9; April 28, 2017 at UConn
Threw a complete game.....	Beau Keathley, April 9, 2022 vs. Houston (7 innings)/Garrett Schoenle, May 7, 2021 at Houston, Game 1, (9 innings)
Threw a complete-game shutout.....	J.T. Perez; April 20, 2018 vs #24 UConn
Threw a complete game in back-to-back appearances.....	Tristan Hammans; April 14/21, 2015 vs. Xavier/Louisville
Two Bearcats threw consecutive complete games.....	Walker/Walsh; April 9/11, 2014, vs. Miami (OH)/UConn
Three Bearcats threw consecutive complete games.....	Orndorff/Zellner/Perez; May 8/13/14, 2016, vs. UCF/ Houston
Threw 10 or more strikeouts.....	Beau Keathley, 12; March 20, 2022 vs. Saint Joseph's
Pitched more than 9 innings in a game.....	B.J. Borsa, 9.2; May 18, 2002 vs. Saint Louis
Struck out four batters in an inning.....	Tony Cento; May 7, 1999 vs. Saint Louis
Threw a no-hitter.....	Chris Murphy; April 15, 1995 vs IUPUI

THE LAST TIME UC ...

Had 15-19 hits.....	18 vs. Saint Joseph's, March 20, 2022
Had 20+ hits.....	20 at Xavier, March 21, 2021
Scored 10-14 runs.....	10 vs. Louisville, April 12, 2022
Scored 15-19 runs.....	18; Saint Joseph's, March 20, 2022
Scored 20+ runs.....	22 at Xavier, March 20, 2021
Scored 10+ runs in one inning.....	10 runs, 6th inning; March 19, 2006 vs. Oakland
Hit 5+ doubles.....	5; vs. ECU, April 3, 2022
Hit 3+ triples.....	3; April 10, 2019 vs Miami
Hit three homeruns.....	vs Saint Joseph's, March 20, 2022
Hit four homeruns.....	vs. Northwestern, March, 5, 2022, Game 2
Hit 5+ homeruns.....	5 at Xavier, March 20, 2021
Stole five bases.....	vs. Tulane, May 21, 2021
Stole six bases.....	April 15, 2022 at Wichita State
Stole 7+ bases.....	8; February 28, 2020 vs Oakland
Played 10 innings.....	vs. #11 East Carolina, May 14, 2021 (Game 2)
Played 11 innings.....	at FGCU, Feb. 19, 2022 (Game 1)
Played 12+ innings.....	14; April 15, 2022 at Wichita State
Swept a 3-game series.....	at Wichita State, April 14-16, 2022
Was swept in a 3-game series.....	March 25-28, 2021 vs Xavier
Swept a 4-game series.....	March 25-30, 2022 vs. Xavier
Was swept in a 4-game series.....	April 1-3, 2021 at #11 ECU
Swept a double-header.....	March 19, 2022 vs. Saint Joseph's
Was swept in a double-header.....	April 3, 2021 at #11 ECU
Turned a triple play.....	8-6-3; at May 7, 2019 at Miami

ROSTER

ALPHABETICAL

#	NAME	POS.	HT.	WT.	B/T	YR	HOMETOWN/PREVIOUS SCHOOL
18	Max Bergmann	RHP	6-3	195	R/R	So.	Georgetown, Ind./St. Xavier [Ky]
41	Aiden Bradbury	RHP	6-3	202	R/R	So.	Carmel, Ind./Carmel
16	Dondrae Bremner	INF	6-2	199	L/R	R-Sr.	Toronto, Canada/Bill Crothers Secondary
28	Kerrington Cross	INF	6-0	200	R/R	R-Fr.	Brownsburg, Ind./Brownsburg
30	CJ Dean	OF	5-11	187	R/R	Fr.	Columbus, Ohio/Centennial
29	Carter Earls	LHP	6-4	215	L/L	Fr.	Middletown, Ohio/Bishop Fenwick
31	Kameron Guidry	INF	5-11	175	R/R	R-So.	Snellville, Ga./Redan/Georgia
13	Jose Guzman	RHP	6-4	205	R/R	So.	Indianapolis, Ind./Ben Davis
45	Colby Haines	RHP	6-3	200	R/R	R-Fr.	Union, Ky. /Ryle
9	Jake Hansen	INF	6-1	199	L/R	R-Sr.	Westchester, Ill./North Iowa Area CC
35	Garrett Harker	RHP	6-0	206	R/R	Fr.	Lebanon, Ind./Lebanon Senior
10	Cole Harting	OF	6-0	205	R/R	So.	West Chester, Ohio/Mason
38	Josh Hegemann	OF	6-0	170	L/L	So.	Liberty Township, Ohio/Badin
33	Chase Hopewell	RHP	6-4	197	R/R	R-So.	Hamilton, Ohio/Badin/Findlay
2	Beau Keathley	RHP	6-0	172	R/R	Sr.	Taylor, Mich./Oakland
0	Evan Kemp	LHP	6-3	208	L/L	R-So.	Mason, Ohio/Mason
32	Paul Komistek	OF	6-2	214	R/R	R-Jr.	Knoxville, Tenn./Tennessee
19	Blake Lemmon	RHP	6-2	176	R/R	Fr.	Chesterton, Ind./Chesterton
42	Conner Linn	LHP	6-2	203	L/L	So.	Kokomo, Ind./Western
24	Sean McLaughlin	INF	6-1	226	R/R	R-Jr.	Hendersonville, Tenn./Knights Academy
8	Griffin Merritt	OF	6-2	215	R/R	R-Jr.	Cincinnati, Ohio/La Salle
20	Jackson Murphy	RHP	6-2	231	R/R	R-Jr.	Cincinnati, Ohio/IMG Academy
17	Nick Murray	RHP	6-5	238	R/R	R-Jr.	Tyngsboro, Mass./St. Mark's School
27	Andrew Neff	LHP	6-1	213	R/L	Fr.	Mooresville, Ind./Mooresville
25	Ryan Nicholson	INF	6-4	220	L/L	R-So.	Louisville, Ky./St. Xavier
44	Tommy O'Connor	LHP	6-5	222	L/L	Fr.	Martinsville, Ind./Mooresville
26	Max Palmieri	INF	5-9	173	R/R	R-So.	Maineville, Ohio/Kings/Lincoln Memorial
15	Joe Powell	C	5-9	187	R/R	R-So.	Mason, Ohio/Mason
5	Cam Scheler	C	6-1	213	R/R	R-So.	Louisville, Ky./St. Xavier
43	Zach Segal	RHP	6-0	194	R/R	R-So.	Loveland, Ohio/Loveland
77	Alex Shea	LHP	6-5	202	L/L	R-So.	Union, Ky./St. Henry
21	Boston Smith	C	5-10	190	L/R	Fr.	Arcanum, Ohio/Vandalia Butler
22	Brett Souder	RHP	6-3	225	R/R	R-Jr.	South Lebanon, Ohio/Sinclair CC
3	JP Sponseller	OF	5-10	202	L/R	R-So.	Mason, Ohio/Mason/Elon
4	Sean Springer	INF	5-10	177	L/R	R-Fr.	Strongsville, Ohio/Holy Name
14	Wyatt Stapp	INF	6-1	190	L/R	R-Sr.	Keller, Texas/Tennessee
6	Ryan Steckline	LHP	6-2	228	L/L	Gr.	Newark, Del./Appoquinimick/Monmouth
23	Ben Vore	RHP	6-1	230	R/R	R-So.	Lexington, Ohio/Lexington
11	Tristan Weaver	LHP	6-0	188	L/L	Gr.	Auburn, ILL./Auburn/Indiana State

NUMERICAL

#	NAME	POS.
0	Evan Kemp	LHP
2	Beau Keathley	RHP
3	JP Sponseller	OF
4	Sean Springer	INF
5	Cam Scheler	C
6	Ryan Steckline	LHP
8	Griffin Merritt	OF
9	Jake Hansen	INF
10	Cole Harting	OF
11	Tristan Weaver	LHP
13	Jose Guzman	RHP
14	Wyatt Stapp	INF
15	Joe Powell	C
16	Dondrae Bremner	INF
17	Nick Murray	RHP
18	Max Bergmann	RHP
19	Blake Lemmon	RHP
20	Jackson Murphy	RHP
21	Boston Smith	C
22	Brett Souder	RHP
23	Ben Vore	RHP
24	Sean McLaughlin	INF
25	Ryan Nicholson	INF
26	Max Palmieri	INF
27	Andrew Neff	LHP
28	Kerrington Cross	INF
29	Carter Earls	LHP
30	CJ Dean	OF
31	Kameron Guidry	INF
32	Paul Komistek	OF
33	Chase Hopewell	RHP
35	Garrett Harker	RHP
38	Josh Hegemann	OF
41	Aiden Bradbury	RHP
42	Conner Linn	LHP
43	Zach Segal	RHP
44	Tommy O'Connor	LHP
45	Colby Haines	RHP
77	Alex Shea	LHP

COACHING STAFF

- 7 Scott Googins - Head Coach (5th Season)
- 13 JD Heilmann - Pitching Coach/Recruiting Coordinator (5th Season)
- 9 Kyle Sprague - Hitting Coach/Infielders (5th Season)
- 27 Lee Sponseller - Volunteer Assistant/Outfielders (2nd Season)

SUPPORT STAFF

- Andy Nagel - Director of Baseball Operations (7th Season)
- Mary Ankrom - Athletic Trainer (5th Season)
- Chaz Calloway - Strength & Conditioning (7th Season)

PRONUNCIATIONS

- Scheler: SHE-ler
- Segal: SEE-gull
- Hegemann: Heg-a-men
- Souder: Sowd-er
- Guidry: Gid-ree

ROSTER BY POSITION

- RHP.....13
- INF.....9
- LHP8
- OF6
- C.....3

ROSTER BY CLASS

- Freshmen7
- Redshirt Freshmen3
- Sophomores6
- Redshirt Sophomores11
- Juniors.....0
- Redshirt Junior6
- Seniors4
- Graduates.....2

ROSTER BY STATE

- Ohio.....16
- Indiana.....9
- Kentucky4
- Illinois.....2
- Tennessee.....2


- One Each: Canada, Georgia, Massachusetts, Michigan, Texas, Delaware

ROSTER BY COUNTRY

- Canada1
- United States.....38




EVAN KEMP
LHP • L/L • MASON, OHIO



BEAU KEATHLEY
RHP • R/R • TAYLOR, MICH.



JP SPONSELLER
OF • L/R • MASON, OHIO



SEAN SPRINGER
INF • L/R • STRONGSVILLE, OHIO




CAM SCHELER
C • R/R • LOUISVILLE, KY.



RYAN STECKLINE
LHP • L/L • NEWARK, DEL.



GRIFFIN MERRITT
INF • R/R • CINCINNATI, OHIO



JAKE HANSEN
INF • L/R • WESTCHESTER, ILL.




COLE HARTING
RHP • R/R • WEST CHESTER, OHIO



TRISTAN WEAVER
LHP • L/L • AUBURN, ILL.



JOSE GUZMAN
RHP • R/R • INDIANAPOLIS, IND.




WYATT STAPP
INF • L/R • KELLER, TEXAS



JOE POWELL
C • R/R • MASON, OHIO




DONDRAE BREMNER
INF • L/R • TORONTO, ONTARIO, CANADA




NICK MURRAY
RHP • R/R • TYNGSBORO, MASS.



MAX BERGMANN
RHP • R/R • GEORGETOWN, IND.




BLAKE LEMMON
RHP • R/R • CHESTERON, IND.




JACKSON MURPHY
RHP • R/R • CINCINNATI, OHIO



BOSTON SMITH
C • L/R • ARCANUM, OHIO




BRETT SOUDER
RHP • R/R • SOUTH LEBANON, OHIO



BEN VORE
RHP • R/R • LEXINGTON, OHIO



SEAN MCLAUGHLIN
INF • R/R • HENDERSONVILLE, TENN.



RYAN NICHOLSON
INF • L/L • LOUISVILLE, KY.



MAX PALMIERI
INF • R/R • MAINEVILLE, OHIO



ANDREW NEFF
LHP • R/L • MOORESVILLE, IND.



KERRINGTON CROSS
INF • R/R • BROWNSBURG, IND.



CARTER EARLS
LHP • L/L • MIDDLETOWN, OHIO




CJ DEAN
OF • R/R • COLUMBUS, OHIO



KAMERON GUIDRY
INF • R/R • SNELLVILLE, GA.



PAUL KOMISTEK
OF • R/R • KNOXVILLE, TENN.



CHASE HOPEWELL
RHP • R/R • HAMILTON, OHIO



GARRETT HARKER
RHP • R/R • LEBANON, IND.




JOSH HEGEMANN
OF • L/L • LIBERTY TOWNSHIP, OHIO




AIDAN BRADBURY
RHP • R/R • CARMEL, IND.




CONNER LINN
LHP • L/L • KOKOMO, IND.




ZACH SEGAL
RHP • R/R • LOVELAND, OHIO



TOMMY O'CONNOR
LHP • L/L • MARTINSVILLE, IND.



COLBY HAINES
RHP • R/R • UNION, KY.



ALEX SHEA
LHP • L/L • UNION, KY.


COACHING STAFF




SCOTT GOOGINS
HEAD COACH • 5TH SEASON



JD HEILMANN
PITCHING COACH



KYLE SPRAGUE
HITTING COACH / INFIELDBERS



LEE SPONSELLER
VOLUNTEER ASSISTANT / OUTFIELDERS

HEAD COACH SCOTT GOOGINS



SCOTT GOOGINS • HEAD COACH • FIFTH SEASON • OHIO WESLEYAN '92

Scott Googins was named the 28th head baseball coach at the University of Cincinnati on June 6, 2017 and will enter his fifth season in the spring of 2022.

Googins guided the Bearcats to their first winning season since 2011 in 2021. UC finished 29-26 and had five players named to the All-AAC First or Second Team. Left-handed pitcher Evan Shawver was drafted by the Colorado Rockies in the seventh round of the 2021 MLB Draft. The Bearcats had one of the best offenses in the conference in 2021, ranking in the top-three in just about every offensive category.

Prior to a pandemic-shortened 2020, Googins led the Bearcats to one of the most successful seasons in program history in 2019. Despite a slow 1-9 start, UC found itself as the No. 2 seed in the American Athletic Conference Tournament where they were yet to win a game. After winning its first three, UC went on to trounce UConn 22-5 to win the AAC Tournament title and advance to the NCAA postseason for the first time in 45 years.

Googins had made magic in the Queen City before and proved he could do it again in his second year. The team broke numerous records during the campaign. Six Bearcats earned All-AAC Tournament honors with AJ Bumpass being named the tournament MVP. Three players were named to the Corvallis Regional All-Tournament Team. Bumpass was later drafted by the Cincinnati Reds. The win over Oregon State marked Googins' 400th in his storied career.

In his first season, Googins guided UC to its best finish since 2011 as the Bearcats finished at 28-28 overall and an even 12-12 in American Athletic Conference play, one of the toughest RPI conferences in the nation. Shortstop Manny Rodriguez was drafted in the tenth round while pitchers Cam Alldred and J.T. Perez also were selected in the MLB draft. All three were all-conference honorees, marking the first time UC has ever had two first team honorees and three total honorees in AAC history. An impressive 23 Bearcats landed on the AAC All-Academic Team for having a 3.0 GPA or better. After posting a 3.20 fall GPA and 3.26 GPA in the spring, UC was recognized by the American Baseball Coaches Association with the Team Academic Excellence Award.

Googins made the move across town after 12 seasons as the head coach at Xavier. The all-time winningest coach in XU history, he compiled a 341-357 record with four NCAA Tournament appearances including back-to-back regional final berths in 2016 and 2017 and six regular season or conference tournament championships.

Googins led Xavier to a 34-27 finish in 2017. The Musketeers won their second-straight BIG EAST Tournament Championship and advanced to the

NCAA Regional Finals for the second-straight year.

During his 12 seasons at the helm at XU, Googins earned coaching accolades as the 2009 ABCA Mid-east Region Coach of the Year, the 2008 Atlantic 10 Coach of the Year and the 2016 BIG EAST Coaching Staff of the Year. Additionally, 11 of his players were chosen in the MLB First Year Player Draft since 2005.

Before taking the head coaching role at Xavier, Googins was an assistant at Miami (Ohio) from 2000-04. During his tenure working primarily with the outfielders, the RedHawks made four straight Mid-American Conference Tournament appearances. He was an assistant at Indiana from 1992-99, working with the Hoosiers' catchers, outfielders and hitters.

A native of Granville, Ohio, Googins was a three-year varsity letterwinner at Ohio Wesleyan in Delaware, Ohio. He moved into a coaching role as a senior and stayed on after graduation, coaching first base and working with the team's catchers.

Googins and his wife, Jody – a former volleyball standout at Xavier – live in West Chester, Ohio, with their daughter, Ellie, and two sons, Tommy and Charlie.

THE GOOGINS FILE

Hometown: Granville, Ohio

Wife: Jody

Children: Ellie, Tommy, Charlie

Education: Ohio Wesleyan '92

Playing Career: Ohio Wesleyan - 1989-92 (Catcher)

COACHING CAREER

YEAR	SCHOOL	POSITION
1992-1999	Indiana	Assistant Coach
2000-04	Miami (OH)	Assistant Coach
2005	Xavier	Assistant Coach
2006-17	Xavier	Head Coach
2018-	Cincinnati	Head Coach

CAREER ACCOMPLISHMENTS

- 2016 BIG EAST Coaching Staff of the Year
- 2009 ABCA Mid-east Region Coach of the Year
- 2008 Atlantic 10 Coach of the Year
- Five NCAA Appearances (2009, 2014, 2016, 2017, 2019)
- Six 30-win seasons (2019, 2016, 2014, 2013, 2011, 2009)

CHAMPIONSHIPS

- AAC Tournament Championship (2019)
- Three BIG EAST Tournament Championships (2014, 2016, 2017)
- BIG EAST Regular Season Championship (2016)
- Atlantic 10 Tournament Championship (2009)
- Atlantic 10 Regular Season Championship (2008)

MILESTONE WINS

FIRST WIN@ ETSU, 10-5 (02/16/06)
 100TH WIN Saint Joseph's, 6-6 (05/01/09)
 FIRST NCAA WIN vs. Sam Houston St., 9-6 (05/30/09)
 200TH WIN@ UAB, 12-4 (02/24/13)
 300TH WIN Villanova, 1-0 (05/19/16)
 400TH WIN Oregon State, 7-6 (05/31/19)

GOOGINS YEAR-BY-YEAR RECORD

YEAR	SCHOOL	OVERALL			CONFERENCE			FINISH	POSTSEASON
		W	L	PCT	W	L	PCT		
2006	Xavier	19	37	.339	9	18	.333	t-12th	
2007	Xavier	29	31	.483	17	10	.630	4th	
2008	Xavier	27	31	.466	19	8	.704	t-1st	
2009	Xavier	39	21	.650	18	9	.667	3rd	NCAA Regionals (1-2)
2010	Xavier	26	32	.448	18	9	.667	2nd	
2011	Xavier	30	27	.536	14	10	.583	4th	
2012	Xavier	28	28	.500	13	11	.542	7th	
2013	Xavier	32	26	.552	16	8	.667	4th	NCAA Regionals (1-2)
2014	Xavier	30	29	.508	8	10	.444	4th	
2015	Xavier	15	38	.283	3	15	.167	7th	NCAA Regionals (2-2)
2016	Xavier	32	30	.516	14	4	.778	1st	NCAA Regionals (2-2)
2017	Xavier	34	27	.557	10	6	.625	1st	
XAVIER TOTALS		341	357	.489	159	118	.571		6-8 (.429)
YEAR	SCHOOL	W	L	PCT	W	L	PCT	FINISH	POSTSEASON
2018	Cincinnati	28	28	.500	12	12	.500	6th	
2019	Cincinnati	31	31	.500	13	11	.542	2nd	NCAA Regionals (1-2)
2020	Cincinnati	7	8	.467	0	0	.000	n/a	
2021	Cincinnati	29	26	.510	18	14	.563	4th	
2022	Cincinnati	16	19	.457	6	3	.667		
CINCINNATI TOTALS		111	112	.498	49	40	.555		1-2 (.333)
CAREER TOTALS		453	468	.492	207	156	.570		7-10 (.412)

13

**JD HEILMANN****PITCHING COACH / RECRUITING COORDINATOR**

JD Heilmann started his second stint as an assistant coach at the University of Cincinnati in the summer of 2017.

In 2021, Heilmann mentored Evan Shawver, who was drafted in the seventh round by the Rockies, and Garrett Schoenle, who signed with the White Sox as a NDFA after the 2021 season.

In his first year, Heilmann guided JT Perez and Cam Allred to all-conference accolades and saw both move on to professional baseball. During the historic 2019 season, his pitching staff included two 12-strikeout performances and saw the second-most saves in a single-season by any UC closer in history.

Heilmann previously coached at UC from 2009-13, serving as the Bearcats pitching coach and recruiting coordinator and was responsible for bringing former All-American and current Chicago Cubs infielder Ian Happ to the Queen City.

He joined Head Coach Scott Googins' staff after working as the general manager of the Midland Baseball program, overseeing 18 amateur teams with ages ranging from 8-18. He also served as Prep Baseball Report's scouting supervisor (2016-17) and Scouting Director (2014-16) and was an associate scout for the Atlanta Braves (2015-17).

Heilmann is regarded as one of the top pitching coaches in college baseball and is known for his ability to develop and relate to pitchers.

He overtook a Cincinnati pitching staff that posted a 6.73 ERA in 2009 and shrunk the group's ERA to 4.25 in 2010, which ranked third in the BIG EAST Conference and 26th nationally.

Under Heilmann's tutelage, seven Bearcats went on to pitch in professional baseball. Six were selected in the Major League Baseball First-Year Player Draft.

Under the direction of Heilmann, third-team all-conference performer Andrew Burkett anchored the back end of Cincinnati's bullpen in 2010 and broke Cincinnati's single-season saves record with 14 after entering the campaign with one career save.

Prior to Cincinnati, Heilmann served as the pitching coach and recruiting coordinator at Xavier University for seven seasons and in 2009, he helped the Musketeers to a school record for wins en route to their first Atlantic-10 Conference Tournament Championship and NCAA Tournament appearance.

Heilmann played for the Bearcats in 1997 earned a communications degree while completing his eligibility at the University of Cincinnati following a transfer from Ball State.

A 1993 Moeller High School graduate, Heilmann helped the Crusaders capture a State Baseball Championship, while earning All-City and All-League honors.

Heilmann and his wife Raegene have two children, Dax and Ryley.

9

**KYLE SPRAGUE****HITTING COACH / INFELDERS**

Kyle Sprague joined the University of Cincinnati baseball staff in the summer of 2017.

His work on offense came through the loudest during the team's historic 2019 season when the Bearcats' bats went on a torrential pace during the postseason. During the 4-0 AAC Tournament run, UC broke the tournament records for runs (51), RBIs (47) and hits (60).

In 2021, UC ranked in the top-three in the AAC in nearly every offensive category, including batting average (2nd), slugging percentage (2nd), runs scored (2nd), home runs (3rd) and total bases (2nd).

During the pandemic-shortened 2020 season, UC ranked 12th in the nation in triples per game, 14th in doubles per game, 21st in on-base percentage, 30th in scoring and 31st in slugging percentage.

Sprague came to UC after two seasons on Head Coach Scott Googins' staff at Xavier University as the volunteer assistant coach.

"Kyle has been with me the past two years and is a great addition to our staff here at UC," Googins said. "He brings a lot to the table - he does an unbelievable job with developing infielders and is on the cutting edge with hitters. He's a young up-and-coming coach who's very energetic and passionate about what he does."

During his two seasons at Xavier, the Musketeers won a BIG EAST Conference regular season championship (2016), two-straight league tournament championships (2016 & 17) and played in consecutive regional finals in the NCAA Championship (2016 & 17).

Sprague worked with hitters and infielders and assisted with outfielders at Xavier. The Musketeers set a school record with a .977 fielding percentage in 2017 after tying the previous record with a .974 mark in 2016.

Sprague has previous experience in the American Athletic Conference having served as a volunteer assistant coach at UCF in 2015.

Under Sprague in 2015, all three of the Knights outfielders - Erik Barber, Sam Tolleson and Derrick Salberg - were honored to one of The American's three all-conference teams.

Sprague has extensive experience as a camp instructor, working at the Marc Wilkins Baseball Academy from 2007-12 and for Cal Ripken Baseball in 2009. He also has served as a camp instructor at Clemson, Vanderbilt, Tennessee, LSU and Mississippi State, among others.

The Mansfield, Ohio, native graduated from Malone (Ohio) University with degrees in business administration and sports management. He played collegiately at Malone and Tiffin University.

Sprague and his wife Erin live in Cincinnati.

40

**LEE SPONSELLER****VOLUNTEER ASSISTANT / OUTFIELDERS**

Lee Sponseller rejoined the Cincinnati baseball staff in August 2020 as the volunteer assistant coach.

He works with the outfielders as well as the hitters and perform other duties necessary for the advanced development of the student-athletes.

In 2021, Sponseller assisted in the development of an offense that ranked in the top-three in the AAC in nearly every offensive category, including batting average (2nd), slugging percentage (2nd), runs scored (2nd), home runs (3rd) and total bases (2nd).

He also had a short stint as UC's volunteer director of player development.

Sponseller previously coached at Ohio Dominican, serving as the volunteer assistant coach, handling the team's hitting and outfielders as well as assisting with base running. He played at Ohio Dominican, finishing his career with a .367 batting average with 26 homeruns and 108 RBIs.

From there, he spent one year as a graduate transfer at Coastal Carolina, hitting .290 during the season with six homeruns and 42 RBI, including three grand slams.

Sponseller earned a bachelor's degree in finance and economics from Ohio Dominican in May 2017 and graduated with an MBA from Coastal Carolina in August 2018. He currently resides in Mason, Ohio.

2022 STATISTICS

2022 Cincinnati Baseball
Overall Statistics for Cincinnati (as of Apr 20, 2022)
(All games Sorted by Batting avg)

Record: 16-19 Home: 11-8 Away: 5-9 Neutral: 0-2 Conference: 6-3

Player	avg	gp-gs	ab	r	h	2b	3b	hr	rbi	tb	slg%	bb	hp	so	gdp	ob%	sf	sh	sb-att	po	a	e	fld%
15 Powell, Joe	.370	27-25	92	22	34	11	3	5	22	66	.717	16	2	22	2	.468	1	0	2-3	171	19	0	1.000
32 Komistek, Paul	.364	35-35	140	33	51	8	1	6	21	79	.564	21	2	34	2	.454	0	1	5-5	62	4	1	.985
8 Merritt, Griffin	.336	33-32	125	30	42	10	1	14	39	96	.768	13	2	35	2	.404	1	0	4-6	49	2	1	.981
10 Harting, Cole	.302	34-34	129	34	39	5	2	5	29	63	.488	20	0	41	0	.386	4	0	8-14	85	0	3	.966
28 Cross, Kerrington	.293	33-31	123	29	36	6	4	2	17	56	.455	19	1	36	0	.389	1	3	11-16	31	60	11	.892
25 Nicholson, Ryan	.270	35-35	137	30	37	8	0	9	27	72	.526	16	2	23	3	.350	2	0	7-8	275	10	0	1.000
3 Sponseller, JP	.218	27-23	87	19	19	5	0	4	17	36	.414	19	1	22	0	.361	1	1	2-2	0	0	0	.000

4 Springer, Sean	1.000	2-0	1	0	1	1	0	0	0	2	2.000	0	0	0	0	1.000	0	0	0-0	0	0	0	.000
14 Stapp, Wyatt	.280	25-25	93	13	26	3	0	0	18	29	.312	12	0	17	1	.355	2	0	3-4	19	57	1	.987
16 Bremner, Dondrae	.263	17-14	38	7	10	3	0	1	2	16	.421	5	0	18	0	.349	0	2	0-1	9	27	3	.923
31 Guidry, Kameron	.214	12-7	28	6	6	1	0	1	4	10	.357	5	0	11	0	.333	0	0	2-2	15	11	1	.963
26 Palmieri, Max	.200	23-15	50	6	10	2	0	2	7	18	.360	11	2	19	1	.365	0	3	1-2	24	42	3	.957
9 Hansen, Jake	.194	24-20	67	7	13	3	0	0	7	16	.239	11	3	23	4	.333	0	0	5-5	35	49	4	.955
21 Smith, Boston	.179	11-6	28	3	5	1	0	1	2	9	.321	0	1	12	0	.200	1	0	1-1	27	0	2	.931
5 Scheler, Cam	.171	16-9	41	7	7	2	0	2	7	15	.366	8	1	20	0	.320	0	0	0-0	83	9	1	.989
24 McLaughlin, Sean	.118	11-3	17	1	2	0	0	0	1	2	.118	2	1	2	1	.250	0	0	0-1	3	0	0	1.000
38 Hegemann, Josh	.000	13-1	10	4	0	0	0	0	2	0	.000	2	0	7	0	.167	0	1	0-0	4	0	0	1.000
Totals	.280	35	1206	251	338	69	11	52	222	585	.485	180	18	342	16	.378	13	11	51-70	899	334	40	.969
Opponents	.287	35	1176	254	338	79	9	39	226	552	.469	182	54	267	24	.403	13	13	31-48	902	290	53	.957

LOB - Team (275), Opp (285). DPs turned - Team (27), Opp (18). IBB - Team (3), Nicholson 1, Stapp 1, Komistek 1, Opp (2).
Picked off - Sponseller 1, Merritt 1, Powell 1, Scheler 1, Nicholson 1.

(All games Sorted by Earned run avg)

Player	era	w-l	app	gs	cg	sho	sv	ip	h	r	er	bb	so	2b	3b	hr	b/avg	wp	hp	bks	sfa	sha
18 Bergmann, Max	4.75	0-2	13	0	0	0/1	1	36.0	42	20	19	9	35	7	1	4	.294	2	6	1	1	0
2 Keathley, Beau	4.87	3-1	10	5	1	0/0	0	44.1	47	29	24	21	55	6	0	4	.264	1	7	0	0	0

42 Linn, Conner	3.81	3-1	5	5	0	0/0	0	26.0	33	13	11	9	19	12	0	3	.324	0	2	1	1	2
6 Steckline, Ryan	4.76	2-0	13	0	0	0/0	2	17.0	21	11	9	7	24	3	1	5	.300	2	3	0	0	0
11 Weaver, Tristan	5.03	4-3	8	7	1	0/1	0	34.0	35	23	19	18	31	14	1	3	.259	2	2	0	2	2
23 Vore, Ben	5.11	0-1	8	1	0	0/0	0	12.1	12	11	7	11	5	1	2	1	.267	3	1	0	2	0
20 Murphy, Jackson	5.40	2-2	14	0	0	0/0	0	16.2	21	11	10	3	15	2	1	1	.318	0	4	0	0	0
0 Kemp, Evan	6.14	0-0	9	0	0	0/0	0	7.1	9	9	5	7	4	3	1	1	.310	3	3	0	1	1
35 Harker, Garrett	6.55	2-1	9	5	0	0/0	0	33.0	31	26	24	18	22	5	2	6	.256	3	2	1	2	2
29 Earls, Carter	6.75	0-1	3	2	0	0/0	0	6.2	5	5	5	6	6	1	0	1	.208	0	4	0	0	0
43 Segal, Zach	8.07	0-2	10	6	0	0/1	1	32.1	35	31	29	22	18	9	0	4	.285	3	10	2	1	2
17 Murray, Nick	9.00	0-0	3	0	0	0/0	0	3.0	2	3	3	6	1	0	0	0	.250	1	1	0	2	0
27 Neff, Andrew	9.00	0-0	2	0	0	0/0	0	2.0	4	5	2	2	3	3	0	0	.400	0	0	0	0	1
77 Shea, Alex	9.60	0-3	9	3	0	0/0	0	15.0	15	23	16	18	16	4	0	3	.263	3	4	0	1	3
33 Hopewell, Chase	15.32	0-1	12	0	0	0/0	1	12.1	21	22	21	18	11	7	0	2	.382	2	2	0	0	0
41 Bradbury, Aiden	54.00	0-1	2	1	0	0/0	0	1.1	3	8	8	5	2	2	0	0	.429	2	3	0	0	0
44 O'Connor, Tommy	99.00	0-0	1	0	0	0/0	0	0.1	2	4	4	2	0	0	0	1	.667	0	0	0	0	0
Totals	6.49	16-19	35	35	2	1/1	5	299.2	338	254	216	182	267	79	9	39	.287	27	54	5	13	13
Opponents	5.99	19-16	35	35	1	1/1	11	300.2	338	251	200	180	342	69	11	52	.280	39	18	1	13	11

PB - Team (9), Scheler 5, Smith 2, Powell 2, Opp (11). Pickoffs - Team (5), Bergmann 2, Powell 1, Harker 1, Scheler 1, Opp (5). SBA/ATT - Powell (19-28), Scheler (10-16), Bergmann (4-8), Vore (6-8), Hopewell (4-5), Murphy (2-5), Keathley (2-4), Segal (2-3), Weaver (3-3), Steckline (1-2), Earls (0-2), Shea (2-2), Smith (2-2), Linn (2-2), Kemp (0-1), Murray (1-1), Neff (1-1), O'Connor (1-1).

2022 Cincinnati Baseball
Overall Statistics for Cincinnati (as of Apr 20, 2022)
(All games Sorted by Fielding pct)

Player	c	po	a	e	fld%	dp	sba	csb	sba%	pb	ci
25 Nicholson, Ryan	285	275	10	0	1.000	24	0	0	---	0	0
15 Powell, Joe	190	171	19	0	1.000	3	19	9	.679	2	0
35 Harker, Garrett	6	0	6	0	1.000	0	0	0	---	0	0
20 Murphy, Jackson	5	1	4	0	1.000	0	2	3	.400	0	0
38 Hegemann, Josh	4	4	0	0	1.000	0	0	0	---	0	0
11 Weaver, Tristan	3	0	3	0	1.000	0	3	0	1.000	0	0
43 Segal, Zach	3	0	3	0	1.000	1	2	1	.667	0	0
77 Shea, Alex	3	1	2	0	1.000	0	2	0	1.000	0	0
24 McLaughlin, Sean	3	3	0	0	1.000	1	0	0	---	0	0
0 Kemp, Evan	3	1	2	0	1.000	0	0	1	.000	0	0
27 Neff, Andrew	2	0	2	0	1.000	0	1	0	1.000	0	0
23 Vore, Ben	1	0	1	0	1.000	0	6	2	.750	0	0
33 Hopewell, Chase	1	0	1	0	1.000	0	4	1	.800	0	0
5 Scheler, Cam	93	83	9	1	.989	0	10	6	.625	5	0
14 Stapp, Wyatt	77	19	57	1	.987	10	0	0	---	0	0
32 Komistek, Paul	67	62	4	1	.985	0	0	0	---	0	0
8 Merritt, Griffin	52	49	2	1	.981	1	0	0	---	0	0
10 Harting, Cole	88	85	0	3	.966	0	0	0	---	0	0
31 Guidry, Kameron	27	15	11	1	.963	3	0	0	---	0	0
26 Palmieri, Max	69	24	42	3	.957	11	0	0	---	0	0
9 Hansen, Jake	88	35	49	4	.955	16	0	0	---	0	0
21 Smith, Boston	29	27	0	2	.931	0	2	0	1.000	2	0
16 Bremner, Dondrae	39	9	27	3	.923	2	0	0	---	0	0
18 Bergmann, Max	12	3	8	1	.917	0	4	4	.500	0	0
28 Cross, Kerrington	102	31	60	11	.892	5	0	0	---	0	0
42 Linn, Conner	6	1	4	1	.833	0	2	0	1.000	0	0
2 Keathley, Beau	8	0	6	2	.750	0	2	2	.500	0	0
29 Earls, Carter	3	0	1	2	.333	0	0	2	.000	0	0
6 Steckline, Ryan	3	0	1	2	.333	0	1	1	.500	0	0
44 O'Connor, Tommy	1	0	0	1	.000	0	1	0	1.000	0	0
17 Murray, Nick	0	0	0	0	.000	0	1	0	1.000	0	0
3 Sponseller, JP	0	0	0	0	.000	0	0	0	---	0	0
4 Springer, Sean	0	0	0	0	.000	0	0	0	---	0	0
41 Bradbury, Aiden	0	0	0	0	.000	0	0	0	---	0	0
Totals	1273	899	334	40	.969	27	31	17	.646	9	0
Opponents	1245	902	290	53	.957	18	51	19	.729	11	0

Hitting minimums - 1 Games 75% of Games 3.0 TPA/Game

Pitching minimums - 1 Games 1.0 IP/Game

2022 Cincinnati Baseball
Conference statistics for Cincinnati (as of Apr 16, 2022)
(Conference games only Sorted by Batting avg)

Record: 6-3 Home: 3-3 Away: 3-0 Conference: 6-3

Player	avg	gp-gs	ab	r	h	2b	3b	hr	rbi	tb	slg%	bb	hp	so	gdp	ob%	sf	sh	sb-att	po	a	e	fld%
15 Powell, Joe	.421	9-9	38	11	16	6	1	2	10	30	.789	4	0	10	1	.476	0	0	1-2	63	10	0	1.000
32 Komistek, Paul	.410	9-9	39	12	16	2	0	1	5	21	.538	6	2	11	1	.511	0	0	1-1	18	3	0	1.000
28 Cross, Kerrington	.389	9-9	36	8	14	5	2	0	2	23	.639	5	1	11	0	.476	0	0	4-6	5	14	3	.864
14 Stapp, Wyatt	.267	8-8	30	7	8	0	0	0	5	8	.267	5	0	6	0	.371	0	0	3-3	12	25	0	1.000
10 Harting, Cole	.235	9-9	34	9	8	1	0	1	11	12	.353	7	0	11	0	.366	0	0	4-5	19	0	1	.950
8 Merritt, Griffin	.235	9-9	34	5	8	2	0	3	13	19	.559	4	1	8	0	.325	1	0	2-4	17	2	0	1.000
26 Palmieri, Max	.194	8-8	31	4	6	1	0	2	6	13	.419	4	1	13	1	.306	0	1	0-0	12	23	1	.972
25 Nicholson, Ryan	.171	9-9	35	6	6	1	0	1	6	10	.286	6	0	6	0	.286	1	0	1-2	90	2	0	1.000

21 Smith, Boston	.333	1-0	3	0	1	1	0	0	0	2	.667	0	0	1	0	.333	0	0	1-1	1	0	0	1.000
5 Scheler, Cam	.333	2-0	3	0	1	1	0	0	1	2	.667	1	0	0	0	.500	0	0	0-0	5	2	0	1.000
3 Sponseller, JP	.250	4-4	16	3	4	1	0	0	0	5	.313	2	0	3	0	.333	0	0	1-1	0	0	0	.000
9 Hansen, Jake	.188	4-4	16	0	3	0	0	0	2	3	.188	3	0	7	1	.316	0	0	2-2	8	20	0	1.000
24 McLaughlin, Sean	.143	2-2	7	1	1	0	0	0	0	1	.143	0	1	0	1	.250	0	0	0-0	0	0	0	.000
16 Bremner, Dondrae	.000	2-1	2	1	0	0	0	0	0	0	.000	1	0	2	0	.333	0	1	0-0	0	4	0	1.000
38 Hegemann, Josh	.000	2-0	0	0	0	0	0	0	0	0	.000	0	0	0	0	.000	0	0	0-0	0	0	0	.000
Totals	.284	9	324	67	92	21	3	10	61	149	.460	48	6	89	5	.384	2	2	20-27	252	119	5	.987
Opponents	.279	9	315	47	88	20	1	9	42	137	.435	39	13	70	10	.377	4	2	4-8	245	85	13	.962

LOB - Team (70), Opp (74). DPs turned - Team (11), Opp (6). IBB - Team (2), Stapp 1, Komistek 1. Picked off - Merritt 1.

(Conference games only Sorted by Earned run avg)

Player	era	w-l	app	gs	cg	sho	sv	ip	h	r	er	bb	so	2b	3b	hr	b/avg	wp	hp	bk	sfa	sha
18 Bergmann, Max	3.09	0-0	5	0	0	0/1	1	11.2	10	4	4	1	13	1	0	0	.233	1	3	1	1	0
2 Keathley, Beau	3.79	1-1	3	3	1	0/0	0	19.0	18	10	8	9	17	3	0	2	.254	1	3	0	0	0
42 Linn, Conner	4.60	2-1	3	3	0	0/0	0	15.2	22	9	8	4	14	6	0	2	.338	0	1	1	1	0
35 Harker, Garrett	6.75	1-0	4	1	0	0/0	0	12.0	8	9	9	6	9	2	0	4	.205	1	0	0	1	1

0 Kemp, Evan	0.00	0-0	1	0	0	0/0	0	1.0	0	0	0	2	1	0	0	0	.000	0	1	0	1	0
11 Weaver, Tristan	1.29	2-0	2	1	0	0/1	0	7.0	5	1	1	4	3	1	0	0	.208	0	1	0	0	0
6 Steckline, Ryan	1.35	0-0	4	0	0	0/0	2	6.2	9	1	1	2	10	2	1	0	.333	0	0	0	0	0
20 Murphy, Jackson	5.40	0-0	3	0	0	0/0	0	3.1	4	2	2	2	1	0	0	0	.308	0	1	0	0	0
33 Hopewell, Chase	10.12	0-1	2	0	0	0/0	0	2.2	7	4	3	3	1	2	0	1	.500	0	0	0	0	0
43 Segal, Zach	10.80	0-0	2	1	0	0/1	0	5.0	4	6	6	5	1	2	0	0	.235	1	3	0	0	1
77 Shea, Alex	99.00	0-0	1	0	0	0/0	0	0.0	1	1	1	1	0	1	0	0	1.000	0	0	0	0	0
Totals	4.61	6-3	9	9	1	1/1	3	84.0	88	47	43	39	70	20	1	9	.279	4	13	2	4	2
Opponents	6.39	3-6	9	9	0	0/0	3	81.2	92	67	58	48	89	21	3	10	.284	8	6	0	2	2

PB - Team (2), Powell 1, Scheler 1, Opp (4). Pickoffs - Team (1), Bergmann 1, Opp (1). SBA/ATT - Powell (4-7), Murphy (0-1), Weaver (1-1), Steckline (0-1), Shea (1-1), Linn (1-1), Kemp (0-1), Keathley (0-1), Bergmann (1-1).

2022 Cincinnati Baseball
Conference statistics for Cincinnati (as of Apr 16, 2022)
(Conference games only Sorted by Fielding pct)

Player	c	po	a	e	fld%	dp	sba	csb	sba%	pb	ci
25 Nicholson, Ryan	92	90	2	0	1.000	10	0	0	---	0	0
15 Powell, Joe	73	63	10	0	1.000	1	4	3	.571	1	0
14 Stapp, Wyatt	37	12	25	0	1.000	8	0	0	---	0	0
9 Hansen, Jake	28	8	20	0	1.000	4	0	0	---	0	0
32 Komistek, Paul	21	18	3	0	1.000	0	0	0	---	0	0
8 Merritt, Griffin	19	17	2	0	1.000	1	0	0	---	0	0
5 Scheler, Cam	7	5	2	0	1.000	0	0	0	---	1	0
18 Bergmann, Max	4	2	2	0	1.000	0	1	0	1.000	0	0
16 Bremner, Dondrae	4	0	4	0	1.000	1	0	0	---	0	0
2 Keathley, Beau	3	0	3	0	1.000	0	0	1	.000	0	0
42 Linn, Conner	3	0	3	0	1.000	0	1	0	1.000	0	0
35 Harker, Garrett	2	0	2	0	1.000	0	0	0	---	0	0
43 Segal, Zach	2	0	2	0	1.000	0	0	0	---	0	0
11 Weaver, Tristan	1	0	1	0	1.000	0	1	0	1.000	0	0
20 Murphy, Jackson	1	0	1	0	1.000	0	0	1	.000	0	0
21 Smith, Boston	1	1	0	0	1.000	0	0	0	---	0	0
26 Palmieri, Max	36	12	23	1	.972	5	0	0	---	0	0
10 Harting, Cole	20	19	0	1	.950	0	0	0	---	0	0
28 Cross, Kerrington	22	5	14	3	.864	0	0	0	---	0	0
3 Sponseller, JP	0	0	0	0	.000	0	0	0	---	0	0
33 Hopewell, Chase	0	0	0	0	.000	0	0	0	---	0	0
6 Steckline, Ryan	0	0	0	0	.000	0	0	1	.000	0	0
0 Kemp, Evan	0	0	0	0	.000	0	0	1	.000	0	0
38 Hegemann, Josh	0	0	0	0	.000	0	0	0	---	0	0
77 Shea, Alex	0	0	0	0	.000	0	1	0	1.000	0	0
24 McLaughlin, Sean	0	0	0	0	.000	0	0	0	---	0	0
Totals	376	252	119	5	.987	11	4	4	.500	2	0
Opponents	343	245	85	13	.962	6	20	7	.741	4	0

Hitting minimums - 1 Games 75% of Games 3.0 TPA/Game

Pitching minimums - 1 Games 1.0 IP/Game

**2022 Cincinnati Baseball
Game Results for Cincinnati (as of Apr 20, 2022)
(All games)**

Date	Opponent	Score	Inns	Overall	Conference	Pitcher of record	Attend	Time
Feb 18, 2022	at FGCU	w 9-6	9	1-0-0	0-0-0	Weaver (W 1-0)	644	3:30
Feb 19, 2022	at FGCU-1	w 15-14	(11)	2-0-0	0-0-0	Murphy (W 1-0)	358	5:15
Feb 19, 2022	at FGCU-2	L 5-10	7	2-1-0	0-0-0	Shea (L 0-1)	502	2:48
Feb 20, 2022	at FGCU	L 8-16	9	2-2-0	0-0-0	Bradbury (L 0-1)	323	3:53
Feb 25, 2022	at North Alabama	L 2-5	9	2-3-0	0-0-0	Weaver (L 1-1)	186	3:00
Mar 02, 2022	OHIO STATE	w 5-4	9	3-3-0	0-0-0	Keathley (W 1-0)	2451	2:50
Mar 04, 2022	NORTHWESTERN	w 5-4	7	4-3-0	0-0-0	Weaver (W 2-1)	0	2:05
Mar 04, 2022	NORTHWESTERN-2	L 8-10	9	4-4-0	0-0-0	Bergmann (L 0-1)	850	3:20
Mar 05, 2022	NORTHWESTERN-1	w 4-2	7	5-4-0	0-0-0	Steckline (W 1-0)	2042	2:05
Mar 05, 2022	NORTHWESTERN-2	w 16-5	9	6-4-0	0-0-0	Linn (W 1-0)	1634	3:25
Mar 08, 2022	at Indiana	L 0-7	9	6-5-0	0-0-0	Shea (L 0-2)	1366	2:46
Mar 10, 2022	vs Michigan State	L 8-10	9	6-6-0	0-0-0	Murphy (L 1-1)	714	2:23
Mar 13, 2022	vs Western Carolina	L 6-8	9	6-7-0	0-0-0	Segal (L 0-1)	487	2:58
Mar 14, 2022	at USC Upstate	L 3-8	9	6-8-0	0-0-0	Harker (L 0-1)	168	2:41
Mar 15, 2022	at Wofford	L 1-8	9	6-9-0	0-0-0	Murphy (L 1-2)	137	2:35
Mar 18, 2022	SAINT JOSEPH'S	L 6-9	9	6-10-0	0-0-0	Weaver (L 2-2)	213	3:00
Mar 19, 2022	SAINT JOSEPH'S-1	w 7-6	7	7-10-0	0-0-0	Steckline (W 2-0)	350	2:20
Mar 19, 2022	SAINT JOSEPH'S-2	w 12-1	7	8-10-0	0-0-0	Keathley (W 2-0)	350	2:20
Mar 20, 2022	SAINT JOSEPH'S	w 18-9	9	9-10-0	0-0-0	Harker (W 1-1)	573	3:20
Mar 25, 2022	XAVIER	L 7-8	9	9-11-0	0-0-0	Weaver (L 2-3)	879	2:57
Mar 27, 2022	at Xavier	L 7-8	9	9-12-0	0-0-0	Shea (L 0-3)	548	3:13
Mar 28, 2022	at Xavier	L 5-6	9	9-13-0	0-0-0	Bergmann (L 0-2)	1203	3:26
Mar 30, 2022	XAVIER	L 6-10	9	9-14-0	0-0-0	Vore (L 0-1)	2382	3:30
* Apr 01, 2022	EAST CAROLINA	w 7-3	9	10-14-0	1-0-0	Linn (W 2-0)	361	3:00
* Apr 02, 2022	EAST CAROLINA	L 4-8	9	10-15-0	1-1-0	Keathley (L 2-1)	568	3:40
* Apr 03, 2022	EAST CAROLINA	L 10-12	9	10-16-0	1-2-0	Hopewell (L 0-1)	613	4:40
Apr 06, 2022	WRIGHT STATE	w 7-4	9	11-16-0	1-2-0	Murphy (W 2-2)	156	2:56
* Apr 08, 2022	HOUSTON	L 4-5	9	11-17-0	1-3-0	Linn (L 2-1)	201	2:45
* Apr 09, 2022	HOUSTON	w 13-3	7	12-17-0	2-3-0	Keathley (W 3-1)	289	2:30
* Apr 10, 2022	HOUSTON	w 9-6	9	13-17-0	3-3-0	Weaver (W 3-3)	614	3:05
Apr 12, 2022	at #3 Louisville	L 10-18	9	13-18-0	3-3-0	Segal (L 0-2)	1514	3:55
* Apr 14, 2022	at Wichita State	w 9-5	9	14-18-0	4-3-0	Linn (W 3-1)	1537	3:27
* Apr 15, 2022	at Wichita State	w 7-5	(14)	15-18-0	5-3-0	Harker (W 2-1)	1592	4:37
* Apr 16, 2022	at Wichita State	w 4-0	9	16-18-0	6-3-0	Weaver (W 4-3)	1615	2:45
Apr 20, 2022	INDIANA	L 4-11	9	16-19-0	6-3-0	Earls (L 0-1)	987	3:18

() extra inning game

2022 STATISTICS

2022 Cincinnati Baseball
Miscellaneous Stats for Cincinnati (as of Apr 20, 2022)
(All games)

Multiple Hit Games	2	3	4	5+	Total
32 Komistek, Paul	5	6	1	1	13
8 Merritt, Griffin	9	2	1	-	12
15 Powell, Joe	10	1	-	-	11
10 Harting, Cole	8	2	1	-	11
28 Cross, Kerrington	8	2	-	-	10
25 Nicholson, Ryan	9	1	-	-	10
14 Stapp, Wyatt	8	-	-	-	8
9 Hansen, Jake	3	1	-	-	4
16 Bremner, Dondrae	4	-	-	-	4
3 Sponseller, JP	2	1	-	-	3
31 Guidry, Kameron	1	-	-	-	1
26 Palmieri, Max	-	1	-	-	1
5 Scheler, Cam	1	-	-	-	1
TEAM	68	17	3	1	89

Multiple RBI Games	2	3	4	5+	Total
8 Merritt, Griffin	7	2	1	1	11
15 Powell, Joe	7	2	-	-	9
25 Nicholson, Ryan	6	2	-	-	8
10 Harting, Cole	6	-	1	1	8
32 Komistek, Paul	3	2	-	-	5
28 Cross, Kerrington	4	1	-	-	5
14 Stapp, Wyatt	1	3	-	-	4
3 Sponseller, JP	2	-	-	1	3
9 Hansen, Jake	2	-	-	-	2
31 Guidry, Kameron	-	1	-	-	1
26 Palmieri, Max	1	-	-	-	1
5 Scheler, Cam	1	-	-	-	1
TEAM	40	13	2	3	58

Hitting Streaks	Longest	Current
15 Powell, Joe	9	9
25 Nicholson, Ryan	9	4
10 Harting, Cole	8	1
8 Merritt, Griffin	7	7
14 Stapp, Wyatt	7	2
28 Cross, Kerrington	7	-
32 Komistek, Paul	6	4
26 Palmieri, Max	5	-
3 Sponseller, JP	5	5
16 Bremner, Dondrae	4	1
9 Hansen, Jake	3	1
5 Scheler, Cam	3	-
31 Guidry, Kameron	2	1
24 McLaughlin, Sean	2	-
21 Smith, Boston	2	-
4 Springer, Sean	1	1

Reached Base Streaks	Longest	Current
28 Cross, Kerrington	22	22
15 Powell, Joe	21	21
26 Palmieri, Max	15	15
32 Komistek, Paul	11	8
14 Stapp, Wyatt	10	10
25 Nicholson, Ryan	10	4
10 Harting, Cole	10	7
8 Merritt, Griffin	9	8
9 Hansen, Jake	6	4
5 Scheler, Cam	5	1
3 Sponseller, JP	5	5
16 Bremner, Dondrae	4	3
24 McLaughlin, Sean	3	-
21 Smith, Boston	2	2
31 Guidry, Kameron	2	2
4 Springer, Sean	1	1
38 Hegemann, Josh	1	-

2022 Cincinnati Baseball
Team Game-by-Game for Cincinnati (as of Apr 20, 2022)
Batting (All games)

Date	Opponent	ab	r	h	rbi	2b	3b	hr	tb	bb	ibb	sb	cs	hbp	sac	sf	gdp	k	po	a	e	lob	avg
Feb 18	at FGCU	41	9	13	7	1	1	2	22	5	0	0	1	0	0	1	0	10	27	8	1	11	.317
Feb 19	at FGCU	54	15	19	13	2	0	3	30	8	1	4	1	0	0	0	0	15	33	9	1	14	.337
Feb 19	at FGCU	30	5	8	3	2	0	2	16	0	0	0	0	0	0	0	0	9	18	5	1	4	.320
Feb 20	at FGCU	38	8	10	8	0	0	2	16	0	0	0	0	0	0	1	0	13	24	7	2	4	.307
Feb 25	at North Alabama	31	2	5	2	1	0	0	6	10	0	0	0	1	0	0	1	14	24	5	0	13	.284
Mar 02	OHIO STATE	33	5	8	4	2	0	3	19	3	0	1	1	0	0	0	0	9	27	8	1	6	.278
Mar 04	NORTHWESTERN	26	5	8	4	4	0	2	18	2	0	2	1	0	0	0	0	4	21	6	1	5	.281
Mar 04	NORTHWESTERN	38	8	12	8	3	0	1	18	5	0	0	0	2	0	0	0	13	27	5	2	10	.285
Mar 05	NORTHWESTERN	24	4	8	4	1	0	1	12	2	0	2	1	0	2	0	0	5	21	7	0	5	.289
Mar 05	NORTHWESTERN	37	16	15	16	2	0	4	29	9	0	2	1	0	2	1	1	9	27	9	0	9	.301
Mar 08	at Indiana	29	0	2	0	0	0	0	2	0	0	0	0	0	0	0	0	14	24	10	2	2	.283
Mar 10	vs Michigan State	37	8	9	8	5	0	2	20	6	0	3	0	1	0	0	0	9	26	7	2	9	.280
Mar 13	vs Western Carolina	37	6	12	6	2	1	2	22	5	0	0	0	0	0	1	1	8	24	8	2	10	.284
Mar 14	at USC Upstate	32	3	6	1	1	0	0	7	4	0	1	0	0	1	0	0	11	24	10	4	7	.277
Mar 15	at Wofford	30	1	4	1	0	0	1	7	0	0	0	0	0	0	0	0	13	24	15	2	2	.269
Mar 18	SAINT JOSEPH'S	34	6	10	5	1	1	2	19	4	0	3	1	0	1	1	1	5	27	11	1	7	.270
Mar 19	SAINT JOSEPH'S	28	7	11	6	1	0	1	15	4	0	1	1	1	1	0	0	5	21	6	1	8	.276
Mar 19	SAINT JOSEPH'S	29	12	11	10	3	2	0	18	8	0	1	0	2	0	0	3	8	21	5	3	9	.281
Mar 20	SAINT JOSEPH'S	40	18	18	15	5	0	3	32	11	0	1	0	2	0	0	2	5	27	10	0	11	.292
Mar 25	XAVIER	29	7	7	5	3	0	2	16	7	0	2	1	0	1	1	1	9	27	9	2	4	.290
Mar 27	at Xavier	33	7	9	7	0	2	1	16	8	0	1	0	0	1	2	0	12	24	7	1	10	.289
Mar 28	at Xavier	35	5	8	4	2	0	1	13	7	0	3	0	0	0	1	0	13	24	10	0	11	.286
Mar 30	XAVIER	36	6	9	6	2	0	2	17	8	0	0	1	1	0	0	0	11	27	10	0	12	.284
*Apr 01	EAST CAROLINA	30	7	6	5	3	0	1	12	5	0	0	1	0	0	0	0	12	27	11	0	4	.281
*Apr 02	EAST CAROLINA	38	4	12	4	1	0	0	13	2	0	1	0	0	0	0	0	8	27	13	0	9	.283
*Apr 03	EAST CAROLINA	38	10	13	10	5	0	2	24	7	1	3	0	1	1	0	0	9	27	13	1	10	.285
Apr 06	WRIGHT STATE	31	7	8	6	3	0	1	14	3	0	2	1	1	0	1	1	8	27	11	1	5	.284
*Apr 08	HOUSTON	34	4	8	4	2	1	1	15	2	0	0	0	1	0	0	1	8	27	10	2	6	.283
*Apr 09	HOUSTON	28	13	11	13	0	2	2	21	7	0	2	1	2	0	1	1	6	21	17	2	5	.286
*Apr 10	HOUSTON	29	9	7	6	2	0	0	9	6	0	1	2	2	1	0	0	7	27	10	0	5	.284
Apr 12	at Louisville	36	10	8	8	1	0	2	15	6	0	1	0	0	0	1	0	14	24	7	2	6	.282
*Apr 14	at Wichita State	38	9	11	9	2	0	2	19	6	0	3	1	0	0	0	0	14	27	11	0	8	.283
*Apr 15	at Wichita State	56	7	14	6	4	0	1	21	7	1	6	1	0	0	1	1	18	42	16	0	15	.281
*Apr 16	at Wichita State	33	4	10	4	2	0	1	15	6	0	4	1	0	0	0	2	7	27	18	0	8	.282
Apr 20	INDIANA	34	4	8	4	1	1	2	17	7	0	1	1	1	0	0	0	7	27	10	3	11	.280
Totals		1206	251	338	222	69	11	52	585	180	3	51	19	18	11	13	16	342	899	334	40	275	.280

2022 Cincinnati Baseball
Team Game-by-Game for Cincinnati (as of Apr 20, 2022)
Pitching (All games)

Date	Opponent	ip	h	r	er	bb	so	2b	3b	hr	wp	bk	hbp	dp	ibb	score	w-l	sv	era
Feb 18	at FGCU	9.0	4	6	6	6	10	1	0	3	0	0	2	1	0	9-6	1-0	0	6.00
Feb 19	at FGCU	11.0	13	14	13	12	15	3	0	0	3	1	4	2	0	15-14	2-0	1	8.55
Feb 19	at FGCU	6.0	7	10	5	8	6	1	1	0	2	0	1	0	0	5-10	2-1	1	8.31
Feb 20	at FGCU	8.0	17	16	15	9	7	3	0	0	4	0	6	0	0	8-16	2-2	1	10.32
Feb 25	at North Alabama	8.0	12	5	5	2	12	5	0	0	1	0	0	0	0	2-5	2-3	1	9.43
Mar 02	OHIO STATE	9.0	6	4	2	5	9	1	0	1	0	0	2	1	0	5-4	3-3	1	8.12
Mar 04	NORTHWESTERN	7.0	6	4	4	2	6	2	0	0	0	0	0	0	0	5-4	4-3	1	7.76
Mar 04	NORTHWESTERN	9.0	14	10	7	3	8	6	0	1	1	0	0	0	0	8-10	4-4	1	7.66
Mar 05	NORTHWESTERN	7.0	6	2	2	2	6	1	0	1	0	0	1	1	0	4-2	5-4	1	7.18
Mar 05	NORTHWESTERN	9.0	9	5	5	8	8	4	0	1	2	0	1	0	0	16-5	6-4	1	6.94
Mar 08	at Indiana	8.0	5	7	7	9	6	0	0	2	1	0	1	0	0	0-7	6-5	1	7.02
Mar 10	vs Michigan State	8.2	12	10	6	6	10	2	1	2	0	0	1	0	0	8-10	6-6	1	6.95
Mar 13	vs Western Carolina	8.0	11	8	6	2	7	2	0	1	0	0	4	1	0	6-8	6-7	1	6.94
Mar 14	at USC Upstate	8.0	9	8	5	5	2	1	1	0	1	0	0	0	0	3-8	6-8	1	6.85
Mar 15	at Wofford	8.0	9	8	5	4	5	4	0	1	1	0	2	2	1	1-8	6-9	1	6.77
Mar 18	SAINT JOSEPH'S	9.0	14	9	8	3	7	2	1	3	1	0	1	0	0	6-9	6-10	1	6.85
Mar 19	SAINT JOSEPH'S	7.0	8	6	5	6	5	3	0	0	0	0	1	0	1	7-6	7-10	1	6.83
Mar 19	SAINT JOSEPH'S	7.0	5	1	0	1	12	1	0	0	0	0	0	1	0	12-1	8-10	1	6.50
Mar 20	SAINT JOSEPH'S	9.0	12	9	9	5	8	4	1	1	0	0	2	1	0	18-9	9-10	1	6.65
Mar 25	XAVIER	9.0	10	8	8	6	7	3	0	2	0	0	0	1	0	7-8	9-11	1	6.72
Mar 27	at Xavier	8.0	11	8	7	1	9	2	0	2	0	0	1	0	0	7-8	9-12	1	6.78
Mar 28	at Xavier	8.0	11	6	6	5	7	1	2	0	1	1	3	0	0	5-6	9-13	1	6.77
Mar 30	XAVIER	9.0	12	10	10	7	6	1	0	2	2	0	2	0	0	6-10	9-14	1	6.93
*Apr 01	EAST CAROLINA	9.0	8	3	3	3	6	0	0	2	0	0	0	1	0	7-3	10-14	1	6.75
*Apr 02	EAST CAROLINA	9.0	12	8	8	6	8	4	0	2	1	0	1	0	0	4-8	10-15	1	6.80
*Apr 03	EAST CAROLINA	9.0	18	12	11	4	5	5	1	0	2	1	3	1	0	10-12	10-16	1	6.98
Apr 06	WRIGHT STATE	9.0	5	4	4	5	9	2	1	0	1	0	2	2	0	7-4	11-16	2	6.86
*Apr 08	HOUSTON	9.0	10	5	4	1	14	4	0	1	0	1	1	0	0	4-5	11-17	2	6.75
*Apr 09	HOUSTON	7.0	6	3	1	3	6	1	0	0	0	0	0	1	0	13-3	12-17	2	6.59
*Apr 10	HOUSTON	9.0	8	6	6	5	7	2	0	2	0	0	2	2	0	9-6	13-17	3	6.57
Apr 12	at Louisville	8.0	13	18	16	12	4	2	0	4	2	1	2	1	0	10-18	13-18	3	6.92
*Apr 14	at Wichita State	9.0	15	5	5	2	10	4	0	1	0	0	2	2	0	9-5	14-18	4	6.86
*Apr 15	at Wichita State	14.0	9	5	5	9	11	0	0	1	1	0	3	2	0	7-5	15-18	5	6.68
*Apr 16	at Wichita State	9.0	2	0	0	6	3	0	0	0	0	0	1	2	0	4-0	16-18	5	6.47
Apr 20	INDIANA	9.0	9	11	7	9	6	2	0	3	0	0	2	2	0	4-11	16-19	5	6.49
Totals		299.2	338	254	216	182	267	79	9	39	27	5	54	27	2	251-254	16-19	5	6.49

**2022 Cincinnati Baseball
Games Summary for Cincinnati (as of Apr 20, 2022)
(All games)**

Score by innings	1	2	3	4	5	6	7	8	9	EX	Total
Cincinnati	36	30	35	33	31	26	25	21	11	3	251
Opponents	40	19	37	29	26	24	34	14	31	0	254

Record when ...

Overall	16-19	After 6 leading	14-1
Conference	6-3 trailing	1-15
Non-Conference	10-16 tied	1-3
Home games	11-8	After 7 leading	9-1
Away games	5-9 trailing	1-17
Neutral site	0-2 tied	1-0
Day games	13-15	After 8 leading	9-1
Night games	3-4 trailing	0-16
vs Left starter	3-3 tied	2-1
vs Right starter	13-16		
1-Run games	4-4	Hit 0 home runs	2-4
2-Run games	2-4	... 1 home run	6-5
5+Run games	4-7	... 2+ home runs	8-10
Extra innings	2-0		
Shutouts	1-1	Opponent 0 home runs	7-6
	 1 home run	6-4
Scoring 0-2 runs	0-3 2+ HRs	3-9
..... 3-5 runs	4-6		
..... 6-9 runs	7-8	Made 0 errors	8-4
..... 10+ runs	5-2 1 error	6-4
	 2+ errors	2-11
Opponent 0-2 runs	3-0		
..... 3-5 runs	8-2	Opp. made 0 errors	4-6
..... 6-9 runs	4-9 1 error	2-10
..... 10+ runs	1-8 2+ errors	10-3
Scored in 1st inning	10-8	Out-hit opponent	13-2
Opp. scored in 1st	5-8	Out-hit by opponent	3-16
Scores first	10-9	Hits are tied	0-1
Opp. scores first	6-10		

Record when team scores:

Runs	0	1	2	3	4	5	6	7	8	9	10+
W-L	0-1	0-1	0-1	0-1	2-3	2-2	0-3	4-2	0-3	3-0	5-2

Record when opponent scores:

Runs	0	1	2	3	4	5	6	7	8	9	10+
W-L	1-0	1-0	1-0	2-0	3-0	3-2	3-1	0-1	0-6	1-1	1-8

Record when leading after:

Inn.	1	2	3	4	5	6	7	8
W-L	9-5	11-5	10-3	12-4	14-4	14-1	9-1	9-1

Record when trailing after:

Inn.	1	2	3	4	5	6	7	8
W-L	3-7	2-10	4-13	2-14	1-13	1-15	1-17	0-16

Record when tied after:

Inn.	1	2	3	4	5	6	7	8
W-L	4-7	3-4	2-3	2-1	1-2	1-3	1-0	2-1

Current losing streak: 1
 Longest winning streak: 3
 Longest losing streak: 6

Home attendance : 15513 (19 dates avg = 816)
 Away attendance : 12894 (16 dates avg = 805)
 Total attendance: 28407 (35 dates avg = 811)

**2022 Cincinnati Baseball
Season Game Highs for Cincinnati (as of Apr 20, 2022)
(All games)**

TEAM GAME HIGHS

Batting

At bats:	56	-	at Wichita State (Apr 15, 2022)
Runs scored:	18	-	vs Saint Joseph's (Mar 20, 2022)
Hits:	19	-	at FGCU (Feb 19, 2022)
RBIs:	16	-	vs Northwestern (Mar 05, 2022)
Doubles:	5	-	vs Michigan State (Mar 10, 2022 at Greenville, SC)
	5	-	vs Saint Joseph's (Mar 20, 2022)
	5	-	vs East Carolina (Apr 03, 2022)
Triples:	2	-	vs Saint Joseph's (Mar 19, 2022)
	2	-	at Xavier (Mar 27, 2022)
	2	-	vs Houston (Apr 09, 2022)
Home runs:	4	-	vs Northwestern (Mar 05, 2022)
Total bases:	32	-	vs Saint Joseph's (Mar 20, 2022)
Walks:	11	-	vs Saint Joseph's (Mar 20, 2022)
Strikeouts:	18	-	at Wichita State (Apr 15, 2022)
Sac hits:	2	-	vs Northwestern (Mar 05, 2022)
	2	-	vs Northwestern (Mar 05, 2022)
Sac flies:	2	-	at Xavier (Mar 27, 2022)
Stolen bases:	6	-	at Wichita State (Apr 15, 2022)
Hit by pitch:	2	-	(5 times)
Caught stealing:	2	-	vs Houston (Apr 10, 2022)
Runners LOB:	15	-	at Wichita State (Apr 15, 2022)
Hit into DP:	3	-	vs Saint Joseph's (Mar 19, 2022)

Fielding

Putouts:	42	-	at Wichita State (Apr 15, 2022)
Assists:	18	-	at Wichita State (Apr 16, 2022)
Errors:	4	-	at USC Upstate (Mar 14, 2022)
Passed balls:	2	-	at FGCU (Feb 19, 2022)
	2	-	vs Northwestern (Mar 04, 2022)
DPs turned:	2	-	(8 times)

Pitching

Innings pitched:	14.0	-	at Wichita State (Apr 15, 2022)
Runs allowed:	18	-	at Louisville (Apr 12, 2022)
Earned runs:	16	-	at Louisville (Apr 12, 2022)
Walks allowed:	12	-	at FGCU (Feb 19, 2022)
	12	-	at Louisville (Apr 12, 2022)
Strikeouts:	15	-	at FGCU (Feb 19, 2022)
Hits allowed:	18	-	vs East Carolina (Apr 03, 2022)
Doubles allowed:	6	-	vs Northwestern (Mar 04, 2022)
Triples allowed:	2	-	at Xavier (Mar 28, 2022)
Homers allowed:	4	-	at Louisville (Apr 12, 2022)
Wild pitches:	4	-	at FGCU (Feb 20, 2022)
Hit batters:	6	-	at FGCU (Feb 20, 2022)

2022 Cincinnati Baseball
Season Game Highs for Cincinnati (as of Apr 20, 2022)
(All games)

INDIVIDUAL GAME HIGHS

Batting

At bats:	7	- (4 times)
Runs scored:	4	- Komistek, Paul at FGCU (Feb 19, 2022)
	4	- Sponseller, JP vs Northwestern (Mar 05, 2022)
Hits:	5	- Komistek, Paul at FGCU (Feb 19, 2022)
RBIs:	7	- Sponseller, JP vs Northwestern (Mar 05, 2022)
Doubles:	2	- (5 times)
Triples:	2	- Cross, Kerrington vs Saint Joseph's (Mar 19, 2022)
Home runs:	3	- Sponseller, JP vs Northwestern (Mar 05, 2022)
Total bases:	12	- Sponseller, JP vs Northwestern (Mar 05, 2022)
Walks:	3	- (4 times)
Strikeouts:	4	- (6 times)
Sac hits:	1	- (11 times)
Sac flies:	1	- (13 times)
Stolen bases:	2	- Cross, Kerrington at Wichita State (Apr 14, 2022)
	2	- Harting, Cole at Wichita State (Apr 15, 2022)
	2	- Cross, Kerrington at Wichita State (Apr 15, 2022)
Hit by pitch:	1	- (18 times)
Caught stealing:	1	- (19 times)
Runners LOB:	5	- (4 times)

Fielding

Putouts:	16	- Nicholson, Ryan at Wichita State (Apr 16, 2022)
Assists:	7	- Stapp, Wyatt vs Saint Joseph's (Mar 20, 2022)
	7	- Hansen, Jake at Wichita State (Apr 15, 2022)
Errors:	2	- Smith, Boston at FGCU (Feb 20, 2022)
	2	- Cross, Kerrington vs Houston (Apr 09, 2022)
Passed balls:	2	- Smith, Boston at FGCU (Feb 19, 2022)
	2	- Scheler, Cam vs Northwestern (Mar 04, 2022)

Pitching

Innings pitched:	7.0	- Weaver, Tristan vs Northwestern (Mar 04, 2022)
	7.0	- Keathley, Beau vs Houston (Apr 09, 2022)
Runs allowed:	7	- Shea, Alex at FGCU (Feb 19, 2022)
Earned runs:	6	- Segal, Zach vs East Carolina (Apr 03, 2022)
Walks allowed:	5	- Harker, Garrett at FGCU (Feb 19, 2022)
	5	- Shea, Alex at FGCU (Feb 19, 2022)
	5	- Segal, Zach vs Saint Joseph's (Mar 19, 2022)
Strikeouts:	12	- Keathley, Beau vs Saint Joseph's (Mar 19, 2022)
Hits allowed:	9	- Keathley, Beau at Xavier (Mar 27, 2022)
	9	- Linn, Conner vs Houston (Apr 08, 2022)
Doubles allowed:	4	- Weaver, Tristan at North Alabama (Feb 25, 2022)
	4	- Linn, Conner vs Northwestern (Mar 05, 2022)
Triples allowed:	1	- (9 times)
Homers allowed:	2	- (5 times)
Wild pitches:	2	- Bradbury, Aiden at FGCU (Feb 20, 2022)
	2	- Hopewell, Chase vs Northwestern (Mar 05, 2022)
	2	- Vore, Ben vs Xavier (Mar 30, 2022)
Hit batters:	3	- Steckline, Ryan at FGCU (Feb 20, 2022)

2022 STATISTICS

2022 Cincinnati Baseball Batting Leaders for Cincinnati (as of Apr 20, 2022) (All games)

Hitting minimums - 1 Games 75% of Games 3.0 TPA/Game
Pitching minimums - 1 Games 1.0 IP/Game

Batting avg		Slugging pct		On base pct	
1. 15 Powell, Joe	.370	1. 8 Merritt, Griffin	.768	1. 15 Powell, Joe	.468
2. 32 Komistek, Paul	.364	2. 15 Powell, Joe	.717	2. 32 Komistek, Paul	.454
3. 8 Merritt, Griffin	.336	3. 32 Komistek, Paul	.564	3. 8 Merritt, Griffin	.404
4. 10 Harting, Cole	.302	4. 25 Nicholson, Ryan	.526	4. 28 Cross, Kerrington	.389
5. 28 Cross, Kerrington	.293	5. 10 Harting, Cole	.488	5. 10 Harting, Cole	.386
Runs scored		Hits		Runs batted in	
1. 10 Harting, Cole	34	1. 32 Komistek, Paul	51	1. 8 Merritt, Griffin	39
2. 32 Komistek, Paul	33	2. 8 Merritt, Griffin	42	2. 10 Harting, Cole	29
3. 8 Merritt, Griffin	30	3. 10 Harting, Cole	39	3. 25 Nicholson, Ryan	27
25 Nicholson, Ryan	30	4. 25 Nicholson, Ryan	37	4. 15 Powell, Joe	22
5. 28 Cross, Kerrington	29	5. 28 Cross, Kerrington	36	5. 32 Komistek, Paul	21
Doubles		Triples		Home runs	
1. 15 Powell, Joe	11	1. 28 Cross, Kerrington	4	1. 8 Merritt, Griffin	14
2. 8 Merritt, Griffin	10	2. 15 Powell, Joe	3	2. 25 Nicholson, Ryan	9
3. 32 Komistek, Paul	8	3. 10 Harting, Cole	2	3. 32 Komistek, Paul	6
25 Nicholson, Ryan	8	4. 8 Merritt, Griffin	1	4. 15 Powell, Joe	5
5. 28 Cross, Kerrington	6	32 Komistek, Paul	1	10 Harting, Cole	5
Total bases		Walks		Hit by pitch	
1. 8 Merritt, Griffin	96	1. 32 Komistek, Paul	21	1. 9 Hansen, Jake	3
2. 32 Komistek, Paul	79	2. 10 Harting, Cole	20	2. 5 tied at.....	2
3. 25 Nicholson, Ryan	72	3. 28 Cross, Kerrington	19		
4. 15 Powell, Joe	66	3 Sponseller, JP	19		
5. 10 Harting, Cole	63	5. 2 tied at.....	16		
Sac bunts		Sac flies		Stolen bases	
1. 28 Cross, Kerrington	3	1. 10 Harting, Cole	4	1. 28 Cross, Kerrington	11
26 Palmieri, Max	3	2. 25 Nicholson, Ryan	2	2. 10 Harting, Cole	8
3. 16 Bremner, Dondrae	2	14 Stapp, Wyatt	2	3. 25 Nicholson, Ryan	7
4. 3 tied at.....	1	4. 5 tied at....	1	4. 9 Hansen, Jake	5
				32 Komistek, Paul	5
Caught stealing		Steal attempts		Stolen base pct	
1. 10 Harting, Cole	6	1. 28 Cross, Kerrington	16	1. 32 Komistek, Paul	1.000
2. 28 Cross, Kerrington	5	2. 10 Harting, Cole	14	3 Sponseller, JP	1.000
3. 8 Merritt, Griffin	2	3. 25 Nicholson, Ryan	8	3. 25 Nicholson, Ryan	.875
4. 6 tied at.....	1	4. 8 Merritt, Griffin	6	4. 28 Cross, Kerrington	.688
		5. 2 tied at.....	5	5. 8 Merritt, Griffin	.667
Strikeouts		Grounded into DP		Total plate appearances	
1. 10 Harting, Cole	41	1. 9 Hansen, Jake	4	1. 32 Komistek, Paul	164
2. 28 Cross, Kerrington	36	2. 25 Nicholson, Ryan	3	2. 25 Nicholson, Ryan	157
3. 8 Merritt, Griffin	35	3. 15 Powell, Joe	2	3. 10 Harting, Cole	153
4. 32 Komistek, Paul	34	32 Komistek, Paul	2	4. 28 Cross, Kerrington	147
5. 2 tied at.....	23	8 Merritt, Griffin	2	5. 8 Merritt, Griffin	141
At bats		Games played		Game starts	
1. 32 Komistek, Paul	140	1. 25 Nicholson, Ryan	35	1. 25 Nicholson, Ryan	35
2. 25 Nicholson, Ryan	137	32 Komistek, Paul	35	32 Komistek, Paul	35
3. 10 Harting, Cole	129	3. 10 Harting, Cole	34	3. 10 Harting, Cole	34
4. 8 Merritt, Griffin	125	4. 8 Merritt, Griffin	33	4. 8 Merritt, Griffin	32
5. 28 Cross, Kerrington	123	28 Cross, Kerrington	33	5. 28 Cross, Kerrington	31
Games as sub					
1. 38 Hegemann, Josh	12				
2. 24 McLaughlin, Sean	8				
26 Palmieri, Max	8				
4. 5 Scheler, Cam	7				
5. 2 tied at.....	5				

**2022 Cincinnati Baseball
Pitching Leaders for Cincinnati (as of Apr 20, 2022)
(All games)**

Hitting minimums - 1 Games 75% of Games 3.0 TPA/Game
Pitching minimums - 1 Games 1.0 IP/Game

Earned run avg		Opposing bat avg		Won-loss pct	
1. 18 Bergmann, Max	4.75	1. 2 Keathley, Beau	.264	1. 2 Keathley, Beau	.750
2. 2 Keathley, Beau	4.87	2. 18 Bergmann, Max	.294	2. 18 Bergmann, Max	.000
Wins		Losses		Saves	
1. 11 Weaver, Tristan	4	1. 11 Weaver, Tristan	3	1. 6 Steckline, Ryan	2
2. 2 Keathley, Beau	3	77 Shea, Alex	3	2. 18 Bergmann, Max	1
42 Linn, Conner	3	3. 20 Murphy, Jackson	2	33 Hopewell, Chase	1
4. 3 tied at.....	2	18 Bergmann, Max	2	43 Segal, Zach	1
		43 Segal, Zach	2		
Innings pitched		Batters struck out		Appearances	
1. 2 Keathley, Beau	44.1	1. 2 Keathley, Beau	55	1. 20 Murphy, Jackson	14
2. 18 Bergmann, Max	36.0	2. 18 Bergmann, Max	35	2. 18 Bergmann, Max	13
		3. 11 Weaver, Tristan	31	6 Steckline, Ryan	13
		4. 6 Steckline, Ryan	24	4. 33 Hopewell, Chase	12
		5. 35 Harker, Garrett	22	5. 2 tied at.....	10
Games started		Games finished		Games in relief	
1. 11 Weaver, Tristan	7	1. 6 Steckline, Ryan	9	1. 20 Murphy, Jackson	14
2. 43 Segal, Zach	6	2. 20 Murphy, Jackson	5	2. 18 Bergmann, Max	13
3. 42 Linn, Conner	5	18 Bergmann, Max	5	6 Steckline, Ryan	13
2 Keathley, Beau	5	4. 35 Harker, Garrett	3	4. 33 Hopewell, Chase	12
35 Harker, Garrett	5	33 Hopewell, Chase	3	5. 0 Kemp, Evan	9
Wild pitches		Balks		Hit batters	
1. 23 Vore, Ben	3	1. 43 Segal, Zach	2	1. 43 Segal, Zach	10
77 Shea, Alex	3	2. 42 Linn, Conner	1	2. 2 Keathley, Beau	7
35 Harker, Garrett	3	35 Harker, Garrett	1	3. 18 Bergmann, Max	6
43 Segal, Zach	3	18 Bergmann, Max	1	4. 3 tied at....	4
0 Kemp, Evan	3				
Intentional BB allowed		Runners picked off		Batters SO out looking	
1. 6 Steckline, Ryan	2	1. 18 Bergmann, Max	2	1. 2 Keathley, Beau	12
		2. 35 Harker, Garrett	1	2. 6 Steckline, Ryan	9
		15 Powell, Joe	1	3. 35 Harker, Garrett	6
		5 Scheler, Cam	1	42 Linn, Conner	6
				11 Weaver, Tristan	6
Sac bunts allowed		Sac flies allowed		Hits allowed	
1. 77 Shea, Alex	3	1. 17 Murray, Nick	2	1. 18 Bergmann, Max	42
2. 11 Weaver, Tristan	2	35 Harker, Garrett	2	2. 2 Keathley, Beau	47
43 Segal, Zach	2	23 Vore, Ben	2		
35 Harker, Garrett	2	11 Weaver, Tristan	2		
42 Linn, Conner	2	5. 5 tied at....	1		
Runs allowed		Earned runs allowed		Walks allowed	
1. 18 Bergmann, Max	20	1. 18 Bergmann, Max	19	1. 18 Bergmann, Max	9
2. 2 Keathley, Beau	29	2. 2 Keathley, Beau	24	2. 2 Keathley, Beau	21
Doubles allowed		Triples allowed		Home runs allowed	
1. 2 Keathley, Beau	6	1. 2 Keathley, Beau	0	1. 18 Bergmann, Max	4
2. 18 Bergmann, Max	7	2. 18 Bergmann, Max	1	2 Keathley, Beau	4

2022 STATISTICS

2022 Cincinnati Baseball Fielding Leaders for Cincinnati (as of Apr 20, 2022) (All games)

Hitting minimums - 1 Games 75% of Games
Pitching minimums - 1 Games 1.0 IP/Game

Fielding pct

1. 25 Nicholson, Ryan	1.000
15 Powell, Joe	1.000
3. 32 Komistek, Paul	.985
4. 8 Merritt, Griffin	.981
5. 10 Harting, Cole	.966

Assists

1. 28 Cross, Kerrington	60
2. 14 Stapp, Wyatt	57
3. 9 Hansen, Jake	49
4. 26 Palmieri, Max	42
5. 16 Bremner, Dondrae	27

Stolen bases against

1. 15 Powell, Joe	19
2. 5 Scheler, Cam	10
3. 23 Vore, Ben	6
4. 18 Bergmann, Max	4
33 Hopewell, Chase	4

Passed balls

1. 5 Scheler, Cam	5
2. 21 Smith, Boston	2
15 Powell, Joe	2

Chances

1. 25 Nicholson, Ryan	285
2. 15 Powell, Joe	190
3. 28 Cross, Kerrington	102
4. 5 Scheler, Cam	93
5. 2 tied at.....	88

Errors

1. 28 Cross, Kerrington	11
2. 9 Hansen, Jake	4
3. 16 Bremner, Dondrae	3
10 Harting, Cole	3
26 Palmieri, Max	3

Caught stealing by

1. 15 Powell, Joe	9
2. 5 Scheler, Cam	6
3. 18 Bergmann, Max	4
4. 20 Murphy, Jackson	3
5. 3 tied at.....	2

Catchers interference**Putouts**

1. 25 Nicholson, Ryan	275
2. 15 Powell, Joe	171
3. 10 Harting, Cole	85
4. 5 Scheler, Cam	83
5. 32 Komistek, Paul	62

Fielding double plays

1. 25 Nicholson, Ryan	24
2. 9 Hansen, Jake	16
3. 26 Palmieri, Max	11
4. 14 Stapp, Wyatt	10
5. 28 Cross, Kerrington	5

Steal attempts against

1. 15 Powell, Joe	28
2. 5 Scheler, Cam	16
3. 18 Bergmann, Max	8
23 Vore, Ben	8
5. 2 tied at.....	5

NCAA Statistics

Cincinnati - 2021-22 Baseball Ranking Summary thru games 04/20/2022

Statistic	National Rank	Conference Rank	Value	National Leader	Value	Conference Leader	Value
Base on Balls (293 ranked)	47	2	180	Mercer Texas Tech	243 243	South Fla.	205
Batting Average (293 ranked)	113	2	0.280	UNLV	0.341	Houston	0.286
Double Plays (293 ranked)	64	4	27	New Mexico	44	South Fla. Tulane	33 33
Double Plays Per Game (293 ranked)	65	4	0.77	New Orleans	1.24	South Fla.	0.89
Doubles (293 ranked)	88	2	69	UNLV	113	Tulane	95
Doubles Per Game (293 ranked)	90	3	1.97	UNLV	2.97	Tulane	2.50
Earned Run Average (293 ranked)	228	8	6.49	Tennessee	2.09	UCF	3.58
Fielding Percentage (293 ranked)	134	6	0.969	Oregon St.	0.989	East Carolina	0.983
Hit Batters (293 ranked)	36	1	54	Iona	79	Cincinnati	54
Hit by Pitch (293 ranked)	290	8	18	Southeastern La. USC Upstate	82 82	South Fla.	63
Hits (293 ranked)	102	4	338	UNLV	490	Tulane	362
Hits Allowed Per Nine Innings (293 ranked)	196	8	10.15	Tennessee	5.87	UCF	7.96
Home Runs (293 ranked)	33	1	52	Tennessee	88	Cincinnati	52
Home Runs Per Game (293 ranked)	29	1	1.49	Tennessee	2.38	Cincinnati	1.49
On Base Percentage (293 ranked)	120	2	0.378	Tennessee	0.434	South Fla.	0.394
Runs (293 ranked)	80	2	251	UNLV	380	Tulane	272
Sacrifice Bunts (291 ranked)	165	4	11	Wofford	40	East Carolina	31
Sacrifice Flies (293 ranked)	152	5	13	UTSA	28	Tulane	22
Scoring (293 ranked)	76	1	7.2	UNLV	10.0	Cincinnati	7.2
Shutouts (111 ranked)	111	6	1	Stanford Vanderbilt Virginia	7 7 7	UCF	6
Slugging Percentage (293 ranked)	41	1	0.485	Tennessee	0.633	Cincinnati	0.485
Stolen Bases (293 ranked)	66	3	51	Texas Southern	147	UCF	74
Stolen Bases Per Game (293 ranked)	68	2	1.46	Texas Southern	4.20	UCF	2.00
Strikeout-to-Walk Ratio (293 ranked)	243	8	1.47	Tennessee	5.47	East Carolina	2.94
Strikeouts Per Nine Innings (293 ranked)	205	8	8.0	Iowa	12.4	East Carolina	10.1
Triple Plays (1 ranked)				Grambling Lafayette Western Mich.	1 1 1		
Triples (291 ranked)	45	1	11	Delaware	21	Cincinnati	11
Triples Per Game (293 ranked)	53	1	0.31	Delaware	0.60	Cincinnati	0.31
WHIP (293 ranked)	234	8	1.74	Tennessee	0.89	UCF	1.32
WL Pct (293 ranked)	181	7	0.457	Tennessee	0.919	Houston	0.649
Walks Allowed Per Nine Innings (293 ranked)	246	8	5.47	Tennessee	2.12	Houston	3.36

Statistic	Player	National Rank	Conference Rank	Value	National Leader	Value	Conference Leader	Value
Base on Balls (142 ranked)					Jace Jung, Texas Tech	43	Drew Brutchter, South Fla.	31
Base on Balls Per Game (142 ranked)					Matt Padre, Manhattan	1.15	Drew Brutchter, South Fla.	0.91
Batting Average (249 ranked)	Joe Powell Paul Komistek	103 128	4 7	0.370 0.364	Myles Nicholson, UMBC	0.438	Ethan Groff, Tulane	0.424
Complete Games (28 ranked)	Beau Keathley Tristan Weaver	28 28	1 1	1 1	Noah Covington, UMES	5	6 players tied	1
Doubles (114 ranked)					Joey Walls, UNLV	21	Chase Engelhard, Tulane Ethan Groff, Tulane	14 14
Doubles Per Game (140 ranked)	Joe Powell	53	1	0.41	Joey Walls, UNLV	0.62	Joe Powell, Cincinnati	0.41
Earned Run Average (200 ranked)					Cameron Bye, Wichita St.	0.61	Cameron Bye, Wichita St.	0.61
Games Started (26 ranked)					Campbell Ellis, VCU	13	Nathan MEDRANO, Houston	10
Hit Batters (118 ranked)	Zach Segal	44	1	10	Damon Elarton, Ark.-Pine Bluff	21	Zach Segal, Cincinnati	10
Hit By Pitch Per Game (147 ranked)					Rhett Rosevear, Southeastern La.	0.65	Brandon Burckel, Houston	0.34
Hit by Pitch (145 ranked)					Rhett Rosevear, Southeastern La.	24	Brandon Burckel, Houston Daniel Cantu, South Fla.	10 10
Hits (131 ranked)	Paul Komistek	88	4	51	Murphy Stehly, Texas	68	Carmine Lane, South Fla.	59
Hits Allowed Per Nine Innings (148 ranked)					Drew Beam, Tennessee	3.83	Cameron Bye, Wichita St.	3.89
Hits Per Game (146 ranked)	Paul Komistek	95	3	1.46	Dom Toso, Richmond	1.91	Ethan Groff, Tulane	1.60
Home Runs (123 ranked)	Griffin Merritt Ryan Nicholson	11 123	1 4	14 9	Matt Coutney, Old Dominion Kevin Parada, Georgia Tech	18 18	Griffin Merritt, Cincinnati	14
Home Runs Per Game (150 ranked)	Griffin Merritt	11	1	0.42	Matt Coutney, Old Dominion	0.51	Griffin Merritt, Cincinnati	0.42
On Base Percentage (149 ranked)	Joe Powell	119	2	0.468	Sonny DiChiara, Auburn	0.588	Ethan Groff, Tulane	0.506
Pitching Appearances (101 ranked)					Shawn Rapp, North Carolina	28	Garrett Saylor, East Carolina	21
Runs (146 ranked)					Diego Alarcon, UNLV	58	Ethan Groff, Tulane	45
Runs Batted In (147 ranked)	Griffin Merritt	64	2	39	Kevin Parada, Georgia Tech	62	Carmine Lane, South Fla.	44
Runs Batted In Per Game (148 ranked)	Griffin Merritt	52	2	1.18	Carlos Contreras, Sam Houston	1.67	Carmine Lane, South Fla.	1.19
Runs Per Game (150 ranked)					Diego Alarcon, UNLV	1.53	Ethan Groff, Tulane	1.29
Sacrifice Bunts (109 ranked)					Tilo Skole, The Citadel	15	Tom Josten, UCF Andrew Stewart, Wichita St.	6 6
Sacrifice Bunts Per Game (135 ranked)					Tilo Skole, The Citadel	0.42	Andrew Stewart, Wichita St.	0.19
Sacrifice Flies (52 ranked)	Cole Harting	52	1	4	4 players tied	7	Cole Harting, Cincinnati Jacob Jenkins-Cowart, East Carolina Jack Sigrist, Wichita St.	4 4 4
Saves (407 ranked)	Ryan Steckline Zach Segal Chase Hopewell Max Bergmann	232 407 407 407	8 12 12 12	2 1 1 1	Andrew Walters, Miami (FL) Will Brian, Eastern Ky.	12 12	Zach Devito, Tulane	9
Slugging Percentage (250 ranked)	Griffin Merritt Joe Powell	14 37	1 3	0.768 0.717	Sonny DiChiara, Auburn	0.858	Griffin Merritt, Cincinnati	0.768
Stolen Bases (138 ranked)					Johnathon Thomas, Texas Southern	39	Gephry Pena, UCF	20
Stolen Bases Per Game (150 ranked)					Johnathon Thomas, Texas Southern	1.11	Gephry Pena, UCF	0.54
Strikeout-to-Walk Ratio (150 ranked)	Max Bergmann	142	5	3.89	Ben Sears, Houston	30.00	Ben Sears, Houston	30.00
Strikeouts (148 ranked)	Beau Keathley	119	4	55	Parker Messick, Florida St.	94	Orion Kerkerling, South Fla.	68
Strikeouts Per Nine Innings (150 ranked)	Beau Keathley	96	4	11.17	Parker Messick, Florida St.	15.29	Garrett Saylor, East Carolina	12.29
Total Bases (149 ranked)	Griffin Merritt	44	3	96	Kevin Parada, Georgia Tech	125	Ethan Groff, Tulane Carmine Lane, South Fla.	98 98
Toughest to Strike Out (150 ranked)					David Hogarth, William & Mary	32.2	Lane Hoover, East Carolina	12.0
Triples (49 ranked)	Kerrington Cross Joe Powell	14 49	1 2	4 3	Jake Slunder, Murray St. Gabe Vasquez, Texas Southern	6 6	Kerrington Cross, Cincinnati	4
Triples Per Game (132 ranked)	Kerrington Cross Joe Powell	24 36	1 2	0.12 0.11	Dominic Ragazzo, Delaware	0.18	Kerrington Cross, Cincinnati	0.12
Victories (53 ranked)					5 players tied	8	Grant Siegel, Tulane	6
WHIP (150 ranked)					Drew Beam, Tennessee	0.54	Ben Sears, Houston	0.80
Walks Allowed Per Nine Innings (149 ranked)					Ben Sears, Houston	0.24	Ben Sears, Houston	0.24