

2022-23 GAME NOTES

2022-23 SCHEDULE

OVERALL: 4-3
CONFERENCE (AAC): | NON-CONFERENCE: 4-3
HOME: 2-1 | AWAY: 1-1 | NEUTRAL: 1-1

DATE	OPPONENT	TV	TIME/RESULT
NOVEMBER [4-3; HOME: 2-1, ROAD: 1-1, NEUTRAL: 1-1]			
2	WITTENBERG (EXH.)		W, 91-45
7	at Louisville	ACCN	L, 68-87
10	TENNESSEE TECH	ESPN+	W, 68-57
13	RADFORD	ESPN+	W, 62-53
16	TOLEDO	ESPN+	L, 71-74 [OT]
21	at Lindenwood	ESPN+	W, 71-60
25	vs. UT Arlington^	FloHoops	W, 72-58
26	vs. Charlotte^	FloHoops	L, 58-59
DECEMBER			
1	at North Carolina A&T	FloHoops	6 p.m.
4	UIC	ESPN+	3 p.m.
9	at Xavier		7 p.m.
13	at Ohio		7 p.m.
18	SOUTHERN INDIANA	ESPN+	2 p.m.
21	at Northern Kentucky		6 p.m.
30	at Wichita State*	ESPN+	7 p.m.
JANUARY			
7	TEMPLE*	ESPN+	2 p.m.
10	at SMU*	ESPN+	8 p.m.
14	MEMPHIS*	ESPN+	2 p.m.
18	at East Carolina*	ESPN+	6 p.m.
25	HOUSTON*	ESPN+	7 p.m.
28	WICHITA STATE*	ESPN+	2 p.m.
FEBRUARY			
1	at Tulsa*	ESPN+	7:30 p.m.
4	at Tulane*	ESPN+	3 p.m.
8	UCF*	ESPN+	7 p.m.
11	at Temple*	ESPN+	2 p.m.
15	EAST CAROLINA*	ESPN+	7 p.m.
18	TULANE*	ESPN+	2 p.m.
22	at Memphis*	ESPN+	8 p.m.
25	at UCF*	ESPN+	2 p.m.
MARCH			
1	SOUTH FLORIDA*	ESPN+	7 p.m.
6-9	at AAC Tournament@	ESPN+	TBD

All times Eastern. Home games in **BOLD CAPS**, played in Fifth Third Arena [1989-Present]

* - American Athletic Conference game
^ - Daytona Beach Invitational, played in Daytona Beach, Fla. at Ocean Arena
@ - 2022 American Athletic Women's Basketball Championship, played in Fort Worth, Texas at Dickies Arena

FOLLOW THE BEARCATS

TV: FloHoops
Play-by-Play.....Donal Ware
OnlineFloHoops.com

LIVE STATS: Cincinnati.StatBroadcast.com
WEBSITE: GoBears.com

SOCIAL MEDIA

Twitter/Instagram.....@GoBearsWBB
Facebook.....Cincinnati Bearcats Women's Basketball
Hashtag.....#CHOICES | #BBEFFECT

ATHLETIC COMMUNICATIONS

Women's Basketball SIDNate Jarrett
Cell(850) 499-7586
Emailjarretne@ucmail.uc.edu

CINCINNATI WOMENS BASKETBALL

GAME EIGHT: AT NORTH CAROLINA A&T | CORBETT SPORTS CENTER | THURSDAY, DECEMBER 1 | 6 P.M. ET

CINCINNATI BEARCATS

RECORD 4-3, 0-0 AAC
HEAD COACH Michelle Clark-Heard
RECORD AT UC 69-57 (5th Season)
OVERALL RECORD 247-137 (13th Season)
LEADING SCORER Mya Jackson [14.9]
LEADING REBOUNDER Jillian Hayes [8.7]
LEADING ASSISTS Mya Jackson [3.9]
LEADING MINUTES Mya Jackson [37.1]



NORTH CAROLINA A&T AGGIES



RECORD 4-2, 0-0 CAA
HEAD COACH Tarrell Robinson
RECORD AT NCAT 193-110 (11th Season)
OVERALL RECORD Same
LEADING SCORER Maleia Bracone [14.2]
LEADING REBOUNDER Jazmin Harris [9.0]
LEADING ASSISTS Maleia Bracone [4.0]
LEADING MINUTES Jordyn Dorsey [31.0]

CINCINNATI OPENS THE MONTH OF DECEMBER WITH NORTH CAROLINA A&T

- Cincinnati opens December when the Bearcats travel to take on North Carolina A&T on Thursday inside Corbett Sports Center at 6 p.m. ET.
- North Carolina A&T is the only Colonial Athletic Association opponent the Bearcats have faced under head coach Michelle Clark-Heard.
- When the programs faced off in Fifth Third Arena last season, Cincinnati outlasted North Carolina A&T in a 87-77 [2OT] win on Dec. 19, 2021. Jillian Hayes finished with 18 points and eight rebounds, while Braylyn Milton added nine points and Maleia Williams pulled down a game-high nine rebounds.
- The Bearcats finished with a season-high 52 points in the paint and 34 bench points in the last meeting. Cincinnati is averaging 31.4 points in the paint and 20.7 bench points this season.
- Cincinnati is 29-20 in regular season non-conference games and 21-27 on the road under Clark-Heard.
- The back-to-back meetings against the Aggies are the first in the program history. Cincinnati leads the all-time series 1-0 after last season's win. This is the first time that the Bearcats have faced the Aggies on the road.
- North Carolina A&T is one of four [Alabama A&M, Coppin State, Howard] HBCUs, Historically Black Colleges and Universities, that Cincinnati has faced under Clark-Heard. The Bearcats are 5-0 in those contests, winning by an average of 23.6 points per game. There are 107 HBCUs in the nation.






LAST TIME OUT - DAYTONA BEACH INVITATIONAL

- Cincinnati split contests with a win against UT Arlington in game one before falling to Charlotte in game two of the Daytona Beach Invitational last Friday and Saturday.
- Cincinnati scored a season-high 72 points in the win over UT Arlington [11/25]. The Bearcats also recorded a season-high 25 free throw attempts and recorded seven blocks.
- The Daytona Beach Invitational marks the second neutral site Thanksgiving week tournament Cincinnati has competed in under Clark-Heard, also participating in the Puerto Rico Clasico in 2019.
- Junior guard Jillian Hayes led the team in scoring in both contests, averaging 14.0 points, 10.5 rebounds and 3.0 assist per game.
- Sophomore forward/center Clarissa Craig added a pair of double digit scoring efforts off the bench, finishing with a career-high 12 points vs. UT Arlington [11/25] and 10 points vs. Charlotte [11/26]. Craig went 7-11 from the field and 8-10 from the line over the two games.
- Senior guard Mya Jackson extended her total to seven straight games in double figures to open the season. The seven straight games ties the most since I'Imari Thomas did so in 10 straight games in 2020-21.
- Cincinnati led for 30:01 minutes in the win over UT Arlington [11/25], the Bearcats have led for at least 30 minutes of action in all four wins this season.
- Cincinnati held a 49-11 advantage in bench points over the two games.

JILLIAN HAYES AND MYA JACKSON - DYNAMIC DUO

- Junior guard Jillian Hayes and Mya Jackson have combined for 29.2 points, 12.3 rebounds and 5.8 assists per game through the first seven contests.
- Either Hayes or Jackson has led the Bearcats in scoring in five of seven games; the pair are the only Bearcats to start every game.
- Senior guard Mya Jackson has finished in double figures in each of her first seven contests since transferring from Seton Hall to Cincinnati. Jackson is averaging a team-high 14.9 points, 3.9 assists, and 3.6 rebounds on 42.1 percent from the field in 37.1 minutes per game.
- Junior guard Jillian Hayes is averaging 14.3 points, a team-high 8.7 rebounds, and 1.9 assists in 28.7 minutes per game through the first seven contests. She has recorded three double-doubles on the season.

PROJECTED STARTING LINEUP (BASED OFF UT ARLINGTON/CHARLOTTE)

				
23	4	20	3	10
MYA JACKSON Wilmington, Ohio G	BRAYLYN MILTON Charlotte, N.C. G	JILLIAN HAYES Cincinnati, Ohio G	JADA SCOTT Townsend, Ga. G	JADYN SCOTT Townsend, Ga. F
Minutes - 37.1	Minutes - 30.0	Minutes - 28.7	Minutes - 17.9	Minutes - 15.5
Points - 14.9	Points - 8.3	Points - 14.3	Points - 3.7	Points - 3.0
Assists - 3.9	Rebounds - 4.7	Rebounds - 8.7	Rebounds - 2.7	Rebounds - 2.6
Rebounds - 3.6	Three-Point% - 50.0	Assists - 1.9	Field Goal % - 40.0	Field Goal % - 38.1

NOTING NORTH CAROLINA A&T

- The North Carolina A&T Aggies are 4-2 in their 11th season under head coach Tarrell Robinson. Robinson became the program's all-time winningest coach, earning his 192nd win with the Aggies with a 68-49 victory over South Carolina State on Nov. 22.
- North Carolina A&T is scoring 72.3 points per game and limiting their opponents to a CAA conference-best 58.2. The +14.1 differential also marks a conference-best.
- North Carolina A&T is holding opponents to a conference-best 34.1 percent from the field and 22.0 percent from three. The Aggies are also leading the conference with 45.3 rebounds per game with a +9.5 margin.
- The Aggies are led by junior guard Maleia Bracone, who is averaging 14.2 points, 5.8 rebounds and 4.0 assists per game. Graduate student center Jazmin Harris is averaging nearly a double-double with 14.0 points and 9.0 rebounds per game.

JILLIAN HAYES NAMED TO AMERICAN ATHLETIC CONFERENCE HONOR ROLL ON NOV. 28

- Junior guard Jillian Hayes was named to the American Athletic Conference Weekly Honor Roll after averaging a double-double in the three games last week, posting 15.3 points, 10.3 rebounds and 2.3 assists in 32.2 minutes per contest.
- Hayes is averaging 14.3 points, a team-high 8.7 rebounds, and 1.9 assists in 28.7 minutes per game through the first seven contests. She has led the team in scoring in four contests, including the last three.
- Her 8.7 rebounds ranks fourth in the conference, while her 1.3 blocks ranks fifth.
- After an 0-9 performance in 18 minutes at Louisville, Hayes has nearly averaged a double-double, increasing her averages to 16.2 points, 9.7 rebounds and 2.2 assists in 30.5 minutes per game over the last six contests.
- As of Nov. 29, 14 players in the AAC have recorded a double-double and Jillian Hayes is one of five players who have recorded at least three.
- The three double-doubles by Hayes is tied for 18th nationally.
- Hayes earned her six career double-double and third of the season with 16 points and a career-high 14 rebounds vs. UT Arlington on Nov. 25.
- Hayes' 14 rebounds against UT Arlington was the most by a Bearcat this season and the most since Arame Niang recorded 16 vs. Temple on Feb. 3, 2021.
- Hayes recorded her fifth career 20-plus point game vs. Toledo on Nov. 16, scoring 21 points on 8-13 from the field with a team-high eight rebounds.

MYA JACKSON LEADING AT POINT

- Senior guard Mya Jackson has finished in double figures in each of her first seven contests since transferring from Seton Hall to Cincinnati.
- The seven straight games in double figures ties the most since l'marl Thomas did so in 10 straight games in 2020-21.
- Jackson is averaging a team-high 14.9 points, 3.9 assists, and 3.6 rebounds on 42.1 percent from the field in 37.1 minutes per game.
- As of Nov. 28, the 37.1 minutes per game ranks first in the conference and 21st in the nation.
- Jackson tied career-high in both free throws made and steals with five free throws made and three steals at Lindenwood on Nov. 21.
- Jackson played all 45 minutes in the 71-74 (OT) loss to Toledo on Nov. 16. The 45 minutes played are the most by a Bearcat since Akira Levy totaled 48 minutes in a 87-77 (2OT) win over North Carolina A&T on Dec. 19, 2021. She is the first Bearcat to play every minute of the game since lImar'l Thomas played all 40 minutes vs. South Florida on Dec. 22, 2020.
- Jackson ranks fourth in conference with 27 total assists and 3.9 assists per game. She has led the Bearcats in assists in five of the first seven games.

OFF THE BENCH

- Cincinnati has recorded 145 points, 20.7 points per game off its bench and is 4-1 when outscoring their opponent in bench points this season.
- The Bearcats have received at least 20 points from its bench in six of seven games.
- The Bearcats have had four double digit scoring efforts off its bench this season - Clarissa Craig (3) and A'riel Jackson (1).
- Cincinnati received a season-high 28 points from its bench in their last win over UT Arlington on Nov. 25.
- Cincinnati is outscoring their opponents 145-102 in bench points this season, including 70-19 over the last three games.
- Sophomore forward/center Clarissa Craig is leading the team with 6.4 points per game off the bench.

WHAT IS THE HALFTIME SPEECH

- Cincinnati is outscoring their opponents 137-119 in the third quarter and 243-226 in the second half through the first seven games.
- Cincinnati has outscored five of seven opponents in the third quarter, including a season-best 29-20 third quarter vs. Radford on Nov. 13.
- Cincinnati has outscored five of seven opponents in the second half.

FORCING MISTAKES

- The Bearcats scored a season-high 30 points off 24 forced turnovers at Lindenwood on November 21, 2022, which is tied, also had 30 at Memphis on Feb. 10, 2021, for the most points off turnovers under Clark-Heard.
- Cincinnati averages 16.6 turnovers forced per game, which ranks fifth in the AAC. The Bearcats average 19.3 turnovers forced in the four wins.
- The Bearcats have won the points of turnovers margin in all four of their victories this season, averaging a +10.8 advantage in those games.

IT'S A BLOCK PARTY, EVERYONE'S INVITED

- Cincinnati has recorded 4.7 blocks per game, which ranks first in the conference and 45th in the nation as of Nov. 28.
- Junior forward/center Malea Williams tied a career-high four blocks against UT Arlington at the Daytona Beach Invitational on Nov. 25, which is the most by a Bearcat this season and ties the most since Arame Niang recorded six against Memphis on Mar. 8, 2021.
- Malea Williams (1.6) and Jillian Hayes (1.3) both rank in the top-five in the conference in blocks per game. Williams' 1.6 blocks per game also ranks 77th nationally.
- The Bearcats are 3-1 this season when they record five or more blocks in a game, while four Bearcats have recorded at least one multi-block game this season.

CAREER 20-PLUS POINT GAMES

MYA JACKSON (8, 1 AT CINCINNATI, 7 AT SETON HALL*)

vs. Toledo	11/16/22	24 points
at Xavier*	3/1/22	20 points
at Xavier*	2/24/21	21 points
at Providence*	1/3/21	20 points
vs. Albany*	12/13/20	22 points
vs. Wagner*	12/11/20	27 points
at Xavier*	12/31/19	25 points
vs. UConn*	12/5/19	21 points

JILLIAN HAYES (5)

vs. Toledo	11/16/22	21 points
at Tulane	2/13/22	21 points
vs. Wichita State	1/13/22	21 points
vs. Central Michigan	12/1/21	23 points
at Temple	1/13/21	20 points

CAITLYN WILSON (4)

at Tulsa	2/27/21	20 points
at Memphis	2/10/21	20 points
at Tulane	2/7/21	20 points
vs. Temple	2/3/21	23 points

BRAYLYN MILTON (1)

at Louisville	11/7/22	28 points
---------------	---------	-----------

CAREER DOUBLE-DOUBLES

JILLIAN HAYES (5)

vs. UT Arlington	11/25/22	16 points, 14 rebounds
vs. Lindenwood	11/21/22	18 points, 10 rebounds
vs. Radford	11/13/22	11 points, 10 rebounds
vs. Tulsa	1/29/22	14 points, 11 rebounds
at Temple	1/26/22	16 points, 10 rebounds
vs. Wichita State	1/13/22	21 points, 11 rebounds

AMERICAN ATHLETIC CONFERENCE AWARDS

JILLIAN HAYES

Weekly Honor Roll	11/28/22
-------------------	----------

START STRONG, FINISH STRONG

- In addition to the second half success, Cincinnati has led at half in all four wins this season, averaging an +8.3 advantage at the break in wins.
- Cincinnati has led at half in five of seven games this season.
- In all four wins this season, the Bearcats have held the lead for an average of 33:58 minutes per game.

FROM THE LINE

- Cincinnati finished a season-best 18-23 for 78.3 percent from the free throw line in their last game at Lindenwood on Nov. 21.
- The 78.3 percent is the best since since the Bearcats shot 91.6% (11-12) from the line at Tulane on Feb. 13, 2022.
- Cincinnati ranks 82nd nationally and third in the conference with 20.3 free throw attempts per game and 79th nationally and fourth in the conference with 13.9 made per game.
- Jillian Hayes ranks 45th nationally, second in the conference with 39 free throw attempts this season (24-39).
- Cincinnati is shooting 43-59 for 72.9 percent from the line over the last three games.
- Clarissa Craig is leading the team with a 82.6 (19-23) free throw percentage, while Mya Jackson is nearing the 80.0 percent mark at 19-24 for 79.2 percent.

TONS OF GAMES, TONS OF OPTIONS

- Cincinnati has had four different leading scorers in the first seven games.
- Cincinnati has six different combinations of starting lineups in the first seven games. The only repeat starting lineup (Mya Jackson, Braylyn Milton, Jillian Hayes, Jada Scott, Jadyn Scott) occurred in the last two games.
- Three different Bearcats have recorded a game of 20-plus points, while six different have posted at least one of 10-plus points.
- Four different Bearcats led the team in scoring through the first seven games, including Jillian Hayes who has done it four times.
- Eight different players led Cincinnati in scoring in 28 games in 2021-22.

ON THE RUN

- Cincinnati has produced 11 runs of 7-0 this season, with a season-best 14-0 run in the second quarter vs. Tennessee Tech on Nov. 10.
- The Bearcats used two 8-0 runs, the last over the final 1:48 of the game to secure their last win vs. UT Arlington on Nov. 25.

APPROACHING MILESTONES

- Head coach Michelle Clark-Heard is 247-137 all-time as a head coach and is three wins shy of 250 for her career.
- She would become one of two coaches in program history to amass 250 career wins.
- Senior guard Mya Jackson stands at 904 career points and is only 96 points shy of 1,000.
- Senior guard Caitlyn Wilson is tied for 10th in program history in three-point field goals made, one shy of becoming in sole possession of 10th (currently at 124, 124 - 10th).

OUT ON THE BREAK

- The Bearcats are 4-0 when outscoring their opponents in fastbreak points this season.
- Cincinnati has scored double-digit fastbreak points in all four of their wins this season with a season-high 15 points coming in a win at Lindenwood on Nov 21.
- The 15 fast break points are the most since the Bearcats recorded 21 at Houston on Jan. 19, 2021.

DANGEROUS FROM BEHIND THE ARC

- Cincinnati is converting on 31-91 for 34.1 percent from three point range through the first seven games, which ranks third in the AAC and 82nd nationally. Braylyn Milton is leading the team with a 50.0 three-point percentage (7-14).
- Milton is one of three Bearcats who are converting

on at least 40.0 percent from behind the arc through the first four games. Caitlyn Wilson is shooting 14-35 for 40.0 percent and Dais'Ja Trotter is connecting on 4-10 for also 40.0 percent.

- Cincinnati shot 9-13 (69.2 percent) from three in the season opener at Louisville, the best mark under Clark-Heard. Cincinnati improved to 13-2 when shooting above 50.0 percent from three under Clark-Heard.
- The Bearcats added Mya Jackson in the offseason from Seton Hall, who ranked eighth in the BIG EAST with a .373 three-point percentage last season, marking her third straight season converting on at least .370 percent from behind the arc.
- The Bearcats have four players on their roster with at least a 32.0 career three-point percentage (min. one season played) (Milton - 40.6, Jackson - 38.4, Jenks - 33.3, Wilson - 32.3).

ADDING JENKS BACK TO THE FOLD

- After transferring from West Virginia, redshirt sophomore forward Taziah Jenks tore her ACL in a road game against Ohio State on Nov. 27, 2021. She was averaging 7.5 points, 3.2 rebounds and 1.3 assists per game in 19.7 minutes before the injury.
- After missing the last four games with a hand fracture, Jenks saw action in the two games at the Daytona Beach Invitational.
- Jenks started in her first game back from the ACL injury at No. 7/5 Louisville on Nov. 7.

BIG OPENING NIGHT FOR BRAYLYN MILTON

- Sophomore guard Braylyn Milton erupted for a career-high and game-high 28 points on 9-12 from the field, 5-5 from behind the arc in the season opener against No.7/5 Louisville on Nov. 7.
- The 28 points by Milton ties the most individual points against Louisville since Notre Dame's Jessica Shepard had 30 against the ACC Women's Tournament Final on Mar. 10, 2019.
- It is the most points scored by a Bearcat since Ilmar'i Thomas totaled 30 in the American Athletic Conference First Round against Memphis on Mar. 8, 2021. It is also the most points in a season opener since Ilmar'i Thomas had 34 against Northern Kentucky on Nov. 25, 2020.

A LOT OF PRODUCTION BACK

- Despite losing five players from last year's roster, the Bearcats return a lot of production.

Points returning	66.2 percent (1,109 of 1,674)
Rebounds returning	76.6 percent (758 of 990)
Assists returning	52.0 percent (208 of 400)
Blocks returning	66.2 percent (90 of 136)
Steals returning	63.2 percent (144 of 228)
Minutes returning	68.4 percent (3,831 of 5,602)

- Cincinnati welcomes back 38.3 points, 26.1 rebounds and 7.0 assists per game.
- The Bearcats return four players that started double-digit games in 2021-22. (Jillian Hayes - 28, Caitlyn Wilson - 21, Braylyn Milton - 14, Jadyn Scott - 12). The four players have made a combined 111 starts at Cincinnati. (Jillian Hayes - 48, Caitlyn Wilson - 32, Jadyn Scott - 17, Braylyn Milton - 14).
- Cincinnati welcomes in the addition of Mya Jackson, who started 33 of 34 games last season at Seton Hall and made 59 career starts over three seasons with the Pirates.
- Nine of the 10 returners have made a start and combine to have made 137 starts at Cincinnati. (Jillian Hayes - 48, Caitlyn Wilson - 32, Jadyn Scott - 17, Braylyn Milton - 14, Jada Scott - 13, Sofia Gritzali - 7, Malea Williams - 3, Taziah Jenks - 2, Clarissa Craig - 1).

DOUBLE TROUBLE

- Cincinnati has a set of twins - Jada and Jadyn Scott - who are one of 15 sets of twins on a Division I women's basketball roster.
- Jadyn Scott has started six of the Bearcats' first seven games, averaging 3.0 points and 2.6 rebounds

in 15.5 minutes per game.

- Jada Scott has started each of the last four games, averaging 3.7 points and 2.7 rebounds in 17.9 minutes per game.

JILLIAN HAYES NAMED TO PRESEASON SECOND-TEAM; CINCINNATI PREDICTED NINTH IN THE AMERICAN

- Junior guard Jillian Hayes was named to the American Athletic Conference Preseason All-Conference Second Team on Oct. 12.
- The Cincinnati native was the only Bearcat to start all 28 games last season, averaging 11.5 points, 6.8 rebounds and 2.8 assists in 31.2 minutes per game. Hayes led the team in points, rebounds, steals and blocks, ranking second in the conference with 2.2 steals, seventh with 1.4 blocks and tenth in rebounds per game. She finished in double figures in 18 games, including 10 conference contests, and recorded a career-high 23 points on 9-15 from the field against Central Michigan on Dec. 1.
- Hayes improved her per game scoring average by 3.9 points, rebounding average by 1.5 rebounds, and her free throw percentage from 57.5 to 70.1 as a sophomore after being named to the AAC All-Freshman Team in 2020-21.
- Hayes' averages increased to 7.0 rebounds and 12.1 points per game in AAC play, first and second compared to conference sophomores, respectively.
- Cincinnati was selected to finish ninth in conference, while South Florida was chosen as the predicted favorite for the second straight season with nine first place votes.

NEW FACES IN THE MIX

- Cincinnati welcomes in the addition of three newcomers, transfers Mya Jackson and Dais'Ja Trotter and freshman A'riel Jackson.

DAIS'JA TROTTER

- Trotter comes to Cincinnati from Rend Lake College, where she was named the Great Rivers Athletic Conference and NJCAA Region XXIV Player of the Year after leading the NJCAA in points per game, total points and field goals made. She finished as Rend Lake College's all-time leading scorer with 1,474 points, breaking a nearly four-decade record established in 1983. She was also named a Second-Team NJCAA All-American, in addition to earning All-Region and All-Conference honors after starting 29 of 30 games and averaging 24.4 points, 10.3 rebounds, and 2.3 assists per game in 2021-22. She was named an honorable mention NJCAA All-American in 2020-21. Her #10 Rend Lake jersey is on display at the Women's Basketball Hall of Fame Ring of Honor in Knoxville, Tenn.

MYA JACKSON

- Jackson comes to Cincinnati after three seasons at Seton Hall. In 2021-22, she started 33 of 34 games averaging 9.0 points, 2.9 rebounds and 1.3 assists in 32.0 minutes per game. She ranked eighth in the BIG EAST with a .373 three-point percentage, her third straight season converting on at least .370 percent from behind the arc. She was heavily recruited by Clark-Heard coming out of high school before choosing Seton Hall.

A'RIEL JACKSON

- Jackson comes to Cincinnati from Bishop Loughlin Memorial High School, where she named to the McDonald's All-American East Nominee List and was 1,000-point scorer. Jackson was ranked 79th nationally, 16th-ranked shooting guard by Preferred Athlete Scouting Service and 108th nationally by the All-Star Girls Report. Her Mother, Kym Hampton, was the number four overall pick in the inaugural 1997 WNBA Draft and played three seasons for the New York Liberty as part of a 15-year professional career, where she was voted the starting center in the inaugural WNBA All-Star Game.

CHALLENGING SCHEDULE AHEAD

- Cincinnati is set to face three opponents who were ranked or receiving votes in the Associated Press' preseason top 25 poll, opening the season at No. 7 Louisville before facing UCF (RV) twice and South Florida (RV) once in conference action.
- Cincinnati plays five opponents - Louisville, USF, UCF, UT Arlington and Charlotte - who made the NCAA Tournament last season.

ALL IN THE FAMILY**JILLIAN HAYES**

- Her father, Jonathan, was a former NFL player with the Kansas City Chiefs (1985-1993) and Pittsburgh Steelers (1994-1996), assistant coach with the Cincinnati Bengals (2003-18) and recent head coach for the XFL's St. Louis BattleHawks (2020); mother, Kristi, was the 1995 Missouri Valley Conference Women's Basketball Player of the Year at Drake; and brother, Jaxson, played at Texas and was the eighth overall pick in the 2019 NBA Draft by the Atlanta Hawks, currently playing for the New Orleans Pelicans.

A'RIEL JACKSON

- Her Mother, Kym Hampton, was the number four overall pick in the inaugural 1997 WNBA Draft and played three seasons for the New York Liberty as part of a 15-year professional career, where she was voted the starting center in the inaugural WNBA All-Star Game.

JADA/JADYN SCOTT

- One of 15 sets of twins on a Division I Women's Basketball roster, their brother, Tre Scott, played for Cincinnati men's basketball from 2016-20, earning 2020 AAC Defensive Player of the Year honors.

RECRUITING CLOSE TALENT

- The roster features six players within a 100-mile radius, including Jillian Hayes and Clarissa Craig from Cincinnati.

Clarissa Craig – Cincinnati, Ohio (Roger Bacon High School)

Jillian Hayes – Cincinnati, Ohio (Loveland High School)

Mya Jackson – Wilmington, Ohio (Wilmington High School/Seton Hall)

Dais'Ja Trotter – Louisville, Ky. (Seneca High School/Rend Lake College)

Taziah Jenks – Louisville, Ky. (Mercy Academy/West Virginia)

Malea Williams – Georgetown, Ky. (Scott County High School/Louisville)

PROGRAM ADDS THREE NEW ASSISTANT COACHES

- Cincinnati welcomes in the addition of three new assistant coaches, Bridgette Gordon, Myia Johnson and Devrinn Paul.

BRIDGETTE GORDON

- Gordon comes to Cincinnati after stints at Kansas State, SMU, Tennessee, Wichita State, Georgia State, WNBA and Stetson. Gordon is a 2007 Women's Basketball Hall of Fame inductee, won a 1988 Olympic Gold Medal in Seoul, two-time NCAA National Champion under Pat Summitt in 1987 and 1989, the first two national championships in program history. As a player at Tennessee, Gordon was named NCAA Final Four MVP, SEC Female Athlete of the Year, SEC Player of the Year (senior season) and a two-time All-American. She led the Lady Vols to their first two national championships and four straight Final Fours. Gordon finished her college career as the all-time leader in points (2,462) and steals (336) for the Lady Vols and remains second in both categories.

MYIA JOHNSON

- Johnson comes to Cincinnati after stints at Penn State, Wisconsin, Ohio State and South Florida.. Johnson was a four-year letter winner for Hall of Fame head coach C. Vivian Stringer at Rutgers from 2006-10, appearing in two Sweet 16s, an Elite Eight and the 2007 National Championship game and was the co-captain of 2009-10 team.

DEVRIINN PAUL

- Paul comes to Cincinnati after serving as a coaching consulting for the last six years and a three-year stint at Marshall. Prior to serving as an assistant coach at Marshall, Paul served as a video coordinator under Walz at Louisville for three seasons (2009-12.) He was part of the program's first NCAA Final Four appearance in 2009.

CAPTAINS FOR THE 2022-23 SEASON

- The captains for the 2022-23 season are junior guard Jillian Hayes, senior guard Mya Jackson and senior forward Jadyn Scott.
- This is the second straight season that Jillian Hayes has been named a team captain.

BIG-12 BOUND

- In September, Cincinnati was announced as one of four new members of the BIG 12 Conference. Cincinnati will become a part of the conference, in addition to American Athletic Conference members Houston and UCF, as well as BYU, in 2023-24.

NUMERICAL ROSTER

#	NAME	POS.	HT.	CL.	HOMETOWN / HIGH SCHOOL / LAST SCHOOL
0	Dais'Ja Trotter	G	5-9	Sr.	Louisville, Ky. / Seneca / Rend Lake College
1	Caitlyn Wilson	G	5-10	Sr.	Cordova, Tenn. / Arlington / Chipola Junior College
3	Jada Scott	G	6-1	Sr.	Townsend, Ga. / Frederica Academy
4	Braylyn Milton	G	5-11	So.	Charlotte, N.C. / Independence
5	Lojain Elfatairy	G	5-4	So.	Giza, Egypt / Smart Village School
10	Jadyn Scott	F	6-2	Sr.	Townsend, Ga. / Frederica Academy
11	Taziah Jenks	F	6-0	R-So.	Louisville, Ky. / Mercy Academy / West Virginia
20	Jillian Hayes	G	6-1	Jr.	Cincinnati, Ohio / Loveland
22	Malea Williams	F/C	6-3	Jr.	Georgetown, Ky. / Scott County / Louisville
23	Mya Jackson	G	5-7	Sr.	Wilmington, Ohio / Wilmington / Seton Hall
33	Sofia Gritzali	G	5-7	Sr.	Thessaloniki, Greece / Hellenic College of Thessaloniki
34	A'riel Jackson	G	5-9	Fr.	Brooklyn, N.Y. / Bishop Loughlin Memorial
42	Clarissa Craig	F/C	6-2	So.	Cincinnati, Ohio / Roger Bacon

STAFF

Head Coach	Michelle Clark-Heard	5th Season
Assistant Coach / Recruiting Coordinator	Bridgette Gordon	1st Season
Assistant Coach	Myia Johnson	1st Season
Assistant Coach	Devrinn Paul	1st Season
Director of Women's Basketball Operations	AK Prestridge	2nd Season
Director of Creative Content	Maya Queenan	1st Season
Director of Video / Recruiting Operations	Zeke Mazyck	1st Season
Director of Sport Performance	Hong Tran	2nd Season
Associate Athletic Trainer	Taylor Lipinsky	5th Season
Graduate Assistant	Zenzele Apesemaka-Vital	
Student Assistant	Jana Abdullah	

PRONUNCIATION GUIDE

Dais'Ja Trotter	Days - JUH (Rhymes with Asia)
Braylyn Milton	BRAY - Lin
Lojain Elfatairy	Lou - Jine (Rhymes with Rhine) Elf - AH - Tar - EE
Jadyn Scott	JAY - Din
Taziah Jenks	Tuh - ZYE - Uh (Rhymes with Rye)
Malea Williams	Muh - LAY - Uh
Mya Jackson	My - UH
Sofia Gritzali	Grit - ZAH - Lee
A'riel Jackson	ARE - Ee - Uhl
Myia Johnson (Assistant Coach)	My - UH

SOCIAL MEDIA ROSTER

#	NAME	INSTAGRAM	TWITTER
0	Dais'Ja Trotter	daisjatrotter	daisjalachelle
1	Caitlyn Wilson	caitlyn.alyce	c_will1
3	Jada Scott	jadascott03	jadascott03
4	Braylyn Milton	braraayyyy	braylynmilton
5	Lojain Elfatairy	logisamyy	LogiSamy
10	Jadyn Scott	jadynscott10	jadynscott10
11	Taziah Jenks	taziah.jenks	TaziahJ
20	Jillian Hayes	jillianhayes	jillianhayess
22	Malea Williams	leaskippyyy	88gigs
23	Mya Jackson	myaj_10	myajack10
33	Sofia Gritzali	sofia_gritzali	
34	A'riel Jackson	isofamari	IsofamAri
42	Clarissa Craig	_cc42	rissa_4242

Michelle Clark-Heard	coachheard	coachchelly
Bridgette Gordon	CoachBGordon	coachbgordon
Myia Johnson	CoachMyiaOnFyia	coachmyiaonfyia
Devrinn Paul	CoachDPaul	devrinn_paul

ALPHABETICAL ROSTER

#	NAME	POS.	HT.	CL.
42	Clarissa Craig	F/C	6-2	So.
5	Lojain Elfatairy	G	5-4	So.
33	Sofia Gritzali	G	5-7	Sr.
20	Jillian Hayes	G	6-1	Jr.
34	A'riel Jackson	G	5-9	Fr.
23	Mya Jackson	G	5-7	Sr.
11	Taziah Jenks	F	6-0	R-So.
4	Braylyn Milton	G	5-11	So.
3	Jada Scott	G	6-1	Sr.
10	Jadyn Scott	F	6-2	Sr.
0	Dais'Ja Trotter	G	5-9	Sr.
22	Malea Williams	F/C	6-3	Jr.
1	Caitlyn Wilson	G	5-10	Sr.

ROSTER BY HEIGHT

#	NAME	POS.	HT.	CL.
22	Malea Williams	F/C	6-3	Jr.
42	Clarissa Craig	F/C	6-2	So
10	Jadyn Scott	F	6-2	Sr.
20	Jillian Hayes	G	6-1	Jr.
3	Jada Scott	G	6-1	Sr.
11	Taziah Jenks	F	6-0	R-So.
4	Braylyn Milton	G	5-11	So.
1	Caitlyn Wilson	G	5-10	Sr.
34	A'riel Jackson	G	5-9	Fr.
0	Dais'Ja Trotter	G	5-9	Sr.
33	Sofia Gritzali	G	5-7	Sr.
23	Mya Jackson	G	5-7	Sr.
5	Lojain Elfatairy	G	5-4	So.

ROSTER BY CLASS

SENIOR (6)

0	Dais'Ja Trotter	G	5-9	Sr.
33	Sofia Gritzali	G	5-7	Sr.
23	Mya Jackson	G	5-7	Sr.
3	Jada Scott	G	6-1	Sr.
1	Caitlyn Wilson	G	5-10	Sr.
10	Jadyn Scott	F	6-2	Sr.

JUNIOR (2)

20	Jillian Hayes	G	6-1	Jr.
22	Malea Williams	F/C	6-3	Jr.

REDSHIRT SOPHOMORE (1)

11	Taziah Jenks	F	6-0	R-So.
----	--------------	---	-----	-------

SOPHOMORE (3)

42	Clarissa Craig	F/C	6-2	So.
5	Lojain Elfatairy	G	5-4	So.
4	Braylyn Milton	G	5-11	So.

FRESHMAN (1)

34	A'riel Jackson	G	5-9	Fr.
----	----------------	---	-----	-----

TEAM INFORMATION

2021-22 Record	11-17
AAC Record (Finish)	4-11 (11th)
Letterwinners returning/lost	10/5
Newcomers	3 (two transfers, one freshman)
Pct. points returning	66.2 percent (1,109 of 1,674)
Pct. rebounds returning	76.6 percent (758 of 990)
Pct. assists returning	52.0 percent (208 of 400)
Pct. blocks returning	66.2 percent (90 of 136)
Pct. steals returning	63.2 percent (144 of 228)
Pct. minutes returning	68.4 percent (3,831 of 5,602)



HEAD COACH MICHELLE CLARK-HEARD

FIFTH SEASON

The University of Cincinnati women's basketball program continues to reach new heights under head coach Michelle Clark-Heard since her hiring in March 2018.

Clark-Heard is entering her fifth season at the helm in 2022-23 and her 13th overall season as a collegiate head coach. Under Clark-Heard, the Bearcats have posted superlatives including back-to-back 20 win seasons from 2018-2020 and the program's first appearance in a conference tournament final, both of which last occurred in 2002-03.

In 2021-22, the Bearcats continued to experience success as Braylyn Milton was named to the AAC All-Freshman Team to become the third player (Jillian Hayes, 2021 and Ilmar'I Thomas, 2018) to earn the distinction under Clark-Heard. Caitlyn Wilson finished second in the conference in three-point field goals made per game (2.1), while the Bearcats had two players ranked in the top-three in steals per game. In addition to the individual accolades, Bearcats were the only AAC program to defeat the conference champion UCF, taking down the Knights 61-57 inside Fifth Third Arena.

Clark-Heard, who was a UC assistant from 2002-05 and also spent six seasons as the head coach at Western Kentucky University before returning to UC, has amassed 46 wins in her first two years at the helm and is the only coach in program history to open a tenure with back-to-back 20 win seasons. Overall, her 10-year coaching career has seen her teams average more than 20 wins per campaign (22.4) with seven postseason appearances, including four NCAA Tournaments and three WNIT berths.

Her third season with the Bearcats (2020-21) was a season unlike any other due to COVID-19. Even with an 8-16 finish, Clark-Heard continued to showcase the talent on the court. Ilmar'I Thomas was tabbed as the AAC Player of the year, receiving all 50 voting points from the league's coaches to be the only conference player to earn unanimous First Team All-AAC honors for the second consecutive season. Thomas earned national player of the week honors from the United States Basketball Writers Association (USBWA) after she set the UC women's basketball record and the AAC record for most points in a game when she poured in 51 points to go with 12 rebounds at East Carolina on Feb. 24. The effort still stands as the most points in a Division I men's or women's basketball game this season. She joined Oscar Robertson as the only two player in UC history to score 50 or points in a game.

Jillian Hayes was tabbed as the AAC Freshman of the year and is the fourth UC player to be named to the AAC All-Freshmen Team, joining Ilmar'I Thomas (2018), Bianca Quisenberry (2014) and Anna Owens (2015).

Her second season with the Bearcats (2019-20) produced many big moments for the program. On a team level, UC posted a 22-10 record overall and went 11-5 in the American to finish tied for second, UC's best league finish in its seven-year membership in the AAC. Seeded third in the tournament, the Bearcats reached the final for the first time in the AAC as well as their first final appearance since the 2003 Conference USA Championship game. Additionally, the Bearcats finished the year 14-3 at home with a 12-game winning streak at Fifth Third Arena as well.

Individually, Clark-Heard's players enjoyed a great deal of success as well as a trio of players -- Ilmar'I Thomas, Antoinette Miller and Angel Rizer -- all joined the program's 1,000-point club during the season, the 27th, 28th and 29th members, respectively. When it came time for awards and honors, that trio also made a big splash as each was honored by the AAC as Thomas was a unanimous selection to the first team, Miller was a second-team honoree and Rizer was twice honored as she was named the AAC Most Improved Player of the Year while earning third-team all-conference accolades as well. The honors didn't end there, however, as Thomas and Miller both were voted Women's Basketball Coaches Association (WBCA) All-America Honorable Mention selections. The awards stand as just the second and third All-America honors earned in program history, joining Debbie Merrill, a 2003 WBCA All-America Honorable Mention.



PERSONAL INFORMATION

BORN: July 27, 1968
HOMETOWN: Louisville, Ky.
HUSBAND: Luther
EDUCATION: Western Kentucky ('90)
RECORD AT UC: 69-57 (.548)
AAC RECORD: 33-32 (.508)
OVERALL RECORD: 247-137 (.643)

PLAYING CAREER

YEAR	TEAM
1987-90	Western Kentucky
1995	Kentucky Marauders (WBA)

COACHING CAREER (ENTERING 13TH AS HEAD COACH)

YEAR	SCHOOL	POSITION
1998-02	Nebraska	Assistant Coach
2002-05	Cincinnati	Assistant Coach
2005-07	Kentucky State	Head Coach
2007-12	Louisville	Assistant Coach
2012-18	Western Kentucky	Head Coach
2018-Pres.	Cincinnati	Head Coach

MILESTONE HEAD COACHING WINS

1ST WIN - Nov. 15, 2005 vs. Midway, 77-64
50TH WIN - Nov. 23, 2013 at Northern Kentucky, 74-64
100TH WIN - March 14, 2015 vs. Southern Miss, 80-57
200TH WIN - March 21, 2019 vs. Youngstown State, 76-62
1ST WIN AT UC - Nov. 6th, 2018 vs. Austin Peay, 69-48
1ST HOME WIN AT UC - Nov. 6th, 2018 vs. Austin Peay, 69-48
1ST AAC WIN - Jan. 6th, 2019 vs. SMU, 69-57
1ST HOME AAC WIN - Jan. 6th, 2019 vs. SMU, 69-57
1ST AWAY AAC WIN - Jan. 19th, 2019 at Tulsa, 70-50
1ST AWAY WIN AT UC - Nov. 18, 2018 at Saint Louis, 51-50
50TH WIN AT UC - Feb. 24th, 2021 at East Carolina, 76-61
FIRST TOP-25 WIN - Nov. 21, 2015 vs. Louisville, 71-69

A WIN TODAY WOULD...

Be Clark-Heard's **70TH WIN** at Cincinnati
 Be Clark-Heard's **248TH CAREER WIN**
 Be Clark-Heard's **22ND ROAD WIN** at Cincinnati
 Be Clark-Heard's **88TH CAREER ROAD WIN**
 Be Clark-Heard's **30TH REGULAR SEASON NON-CONFERENCE WIN** at Cincinnati

In her first season at the helm at UC in 2018-19, Clark-Heard led the Bearcats to 24 wins -- the most victories in a head coach's first season in program history, and the most triumphs in 17 years (27 in 2001-02). The Red and Black's historic accomplishments also included the first time with consecutive postseason wins in program history (WNIT quarterfinals), its first 20-win season since 2003, first time with 12 conference wins since 1999, [at the time] highest-ever finish in the American (third place), and first time with three or more regular-season conference honorees since 2003 (Thomas - First Team All-AAC, Miller - Second Team All-AAC, Florence Sifa - Newcomer of the Year).

In six seasons at WKU, Clark-Heard reached four NCAA Tournaments, won four conference tournament championships and two regular season conference titles while posting 154 wins, becoming the second-fastest Lady Topper coach to reach 100 victories with the program. Clark-Heard took over a program with a 9-21 record in 2011-12 and she led the Hilltoppers to a 22-11 mark in her first season (2012-13), a 13-win improvement, which was the largest in Sun Belt Conference history.

Prior to taking the reigns at WKU, Clark-Heard spent five years as an assistant coach to Jeff Walz at Louisville (2007-12). During her time with the program, the Cardinals made three Sweet 16 appearances and their first Final Four appearance, finishing as the National Runner-Up in 2009.

Prior to her time at Louisville, Clark-Heard spent two seasons as the head coach at Kentucky State, taking the reigns of the program in June 2005. She took over a program that had won just one game during the 2004-05 season. In her first season, she led the Thorobrettes to a 5-23 record, four of the wins were against Southern Intercollegiate Athletic Conference opponents. Her team was picked to finish 11th in the SIAC but ended the season in ninth place. In her second season at KSU, she guided the Thorobrettes to an impressive 19-9 record, finishing tied for fourth place in the SIAC. Clark-Heard earned SIAC Coach of the Year honors after the impressive turnaround. Her 2006-07 Thorobrettes were the second most improved team in NCAA Division II women's basketball.

A four-year letter-winner on the Hill (1987-90), Clark-Heard was part of four NCAA Tournament teams during her Lady Topper career. She also helped guide the Lady Toppers to a pair of Sun Belt Conference Tournament championships (1988 and 1989) and two conference regular-season titles (1989 and 1990). She played in 118 games during her four years on the Hill, scoring 790 points and pulling down 615 rebounds. WKU amassed 89 victories during her four years in uniform, winning 70 percent of the games over that span and putting together three 20-win seasons.

TOP TEAM EFFORTS UNDER CLARK-HEARD

MOST POINTS SCORED: 98 vs. Miami (OH), 12/8/19
MOST FIELD GOALS MADE: 41 vs. Miami (OH), 12/8/19
MOST FIELD GOALS ATTEMPTED: 76 vs. Ohio State, 11/13/19
HIGHEST FIELD-GOAL PERCENTAGE: 569 vs Miami (OH), 12/8/19
MOST THREE-POINT FIELD GOALS MADE: 10 (3x) last vs. UCF, 1/22/22
MOST THREE-POINT FIELD GOALS ATTEMPTED: 27 at Tulane, 2/7/21
HIGHEST THREE-POINT FIELD-GOAL PERCENTAGE .692 (9-13) at Louisville, 11/7/22
MOST FREE THROWS MADE: 21 vs. Ohio State 11/13/19, vs. VCU 12/8/18
MOST FREE THROWS ATTEMPTED: 31 vs. Alabama A&M 11/10/21
HIGHEST FREE THROW PERCENTAGE: 1.000 (4-4) at UCF, 2/15/20, (11-11) vs. Youngstown St. 3/21/19
MOST OFFENSIVE REBOUNDS: 22 vs. Ohio State, 11/13/19
MOST DEFENSIVE REBOUNDS: 37 vs. N.C. A&T, 12/19/21
MOST TOTAL REBOUNDS: 54 at East Carolina, 2/24/21
MOST ASSISTS: 31 vs. Miami (OH), 12/8/19
MOST STEALS: 18 at Marquette, 12/22/21
MOST BLOCKED SHOTS: 10 at East Carolina 1/16/22, at Houston 3/2/21
FEWEST TURNOVERS: 5 vs. Saint Louis, 11/10/19
MOST TURNOVERS FORCED: 31 vs. USF, 2/2/20
FEWEST POINTS ALLOWED: 40 vs. Coppin State, 12/30/19
LOWEST FIELD GOAL PERCENTAGE ALLOWED: .182 vs. USF 3/2/19
LOWEST THREE-POINT FIELD GOAL PERCENTAGE ALLOWED: .056 vs. Memphis 3/7/20
LARGEST MARGIN OF VICTORY: 46 vs. Coppin State 12/30/19

CLARK-HEARD OVERALL HEAD COACHING RESUME

YEAR	SCHOOL	OVERALL	HOME	AWAY	NEUT.	CONF.	CONF. REG SEASON FINISH/TOURNAMENT	POSTSEASON
2005-06	Kentucky State (SIAC)	5-23	5-8	0-13	0-2	4-15	SIAC First Round	
2006-07	Kentucky State (SIAC)	19-9	8-4	10-4	1-1	13-6	SIAC First Round	
	TWO SEASONS AT KSU	24-32	13-12	10-17	1-3	17-21		
2012-13	Western Kentucky (Sun Belt)	22-11	10-5	10-6	2-0	13-7	3rd / Sun Belt Semifinals	WNIT Second Round
2013-14	Western Kentucky (Sun Belt)	24-9	11-3	8-5	5-1	13-5	2nd / Sun Belt Champions	NCAA First Round
2014-15	Western Kentucky (C-USA)	30-5	14-1	12-3	4-1	16-2	1st / Conference USA Champions	NCAA First Round
2015-16	Western Kentucky (C-USA)	27-7	14-1	12-5	1-1	15-3	T-2nd / Conference USA Quarterfinals	WNIT Quarterfinals
2016-17	Western Kentucky (C-USA)	27-7	14-1	9-3	4-3	16-2	1st / Conference USA Champions	NCAA First Round
2017-18	Western Kentucky (C-USA)	24-9	11-1	6-7	7-1	12-4	2nd / Conference USA Champions	NCAA First Round
	SIX SEASONS AT WKU	154-48	74-12	57-29	23-7	85-23		
2018-19	Cincinnati (AAC)	24-11	17-2	6-8	1-1	12-4	3rd / American Semifinals	WNIT Quarterfinals
2019-20	Cincinnati (AAC)	22-10	14-3	6-4	2-3	11-5	T-2nd / American Runner-Ups	
2020-21	Cincinnati (AAC)	8-16	1-10	6-5	1-1	6-12	7th / American Semifinals	
2021-22	Cincinnati (AAC)	11-17	9-7	2-9	0-1	4-11	11th / American First Round	
2022-23	Cincinnati (AAC)	4-3	2-1	1-1	1-1			
	FIFTH SEASON AT UC	69-57	43-23	21-27	5-7	33-32		
	13TH SEASON OVERALL	247-137	130-47	88-73	29-17	135-78		

MISCELLANEOUS TEAM STATISTICS

CINCINNATI'S RECORD WHEN...			
Lead at halftime.....	4-1		
Trail at halftime.....	0-2		
Tied at halftime.....	0-0		
Lead with 5:00 remaining.....	4-1		
Trail with 5:00 remaining.....	0-1		
Tied with 5:00 remaining.....	0-1		
In overtime.....	0-1		
Shoot better from the field than opponent.....	2-2		
Shoot worse from the field than opponent.....	2-1		
Shoot the same from the field as opponent.....	0-0		
Shoot 50 percent or better from the field.....	0-0		
Shoot below 50 percent from the field.....	4-3		
Opponent shoots 50 percent or better from the field.....	1-1		
Opponent shoots below 50 percent from the field.....	3-2		
Make more than 5 three-point field goals.....	2-1		
Make 5 or fewer three-point field goals.....	2-2		
Attempt 20 or more three-point field goals.....	0-0		
Attempt less than 20 three-point field goals.....	4-3		
Make more free throws than opponent.....	3-0		
Opponent makes more free throws.....	0-3		
Free throws made are even.....	1-0		
Outrebound their opponent.....	2-2		
Outrebounded by their opponent.....	0-1		
Rebounds are even.....	2-0		
Bench outscores the opposing bench.....	4-1		
Opponent bench outscores bench.....	0-1		
Bench points are even.....	0-1		
Commit fewer turnovers than opponent.....	3-0		
Commit more turnovers than opponent.....	1-3		
Turnovers are even.....	0-0		
1-4 point margins.....	0-2		
5-10 point margins.....	1-0		
11-20 point margins.....	3-1		
21 or more point margins.....	0-0		
vs. AP Top 25 teams.....	0-1		
Play at home.....	2-1		
Play on the road.....	1-1		
Play on a neutral court.....	1-1		
Score 59 points or less.....	0-1		
Score 60-69 points.....	2-1		
Score 70-79 points.....	2-1		
Score 80-89 points.....	0-0		
Score 90 points or more.....	0-0		
Allow 59 points or less.....	3-1		
Allow 60-69 points.....	1-0		
Allow 70-79 points.....	0-1		
Allow 80-89 points.....	0-1		
Allow 90 points or more.....	0-0		
Play after a loss.....	2-0		
Score the first point.....	3-2		
Opponent scores the first point.....	1-1		
November.....	4-3		
December.....	0-0		
January.....	0-0		
February.....	0-0		
March.....	0-0		
POINTS OFF TURNOVERS			
Cincinnati.....	127 (18.1)	Opp.....	109 (15.6)
POINTS IN THE PAINT			
Cincinnati.....	218 (31.1)	Opp.....	220 (31.4)
SECOND CHANCE POINTS			
Cincinnati.....	88 (12.6)	Opp.....	83 (11.9)
FAST BREAK POINTS			
Cincinnati.....	38 (8.3)	Opp.....	47 (6.7)
BENCH POINTS			
Cincinnati.....	145 (20.7)	Opp.....	102 (14.6)
ATTENDANCE	GAME	TOTAL	AVERAGE
Home.....	3	5,010	1,670
Away.....	2	8,543	4,272
Neutral.....	2	425	213

DOUBLE-FIGURE SCORING GAMES

Mya Jackson.....	7
Jillian Hayes.....	6
Clarissa Craig.....	3
Braylyn Milton.....	2
A'riel Jackson.....	1
Caitlyn Wilson.....	1

GAMES LEADING IN SCORING

Jillian Hayes.....	4
Mya Jackson.....	1
Braylyn Milton.....	1
Caitlyn Wilson.....	1

GAMES LEADING IN REBOUNDING

Jillian Hayes.....	5
Braylyn Milton.....	1
A'riel Jackson.....	1
Malea Williams.....	1

GAMES LEADING IN ASSISTS

Mya Jackson.....	5
Jillian Hayes.....	1
Braylyn Milton.....	1
Jada Scott.....	1

GAMES LEADING IN BLOCKS

Malea Williams.....	4
Jillian Hayes.....	3
Clarissa Craig.....	1
A'riel Jackson.....	1
Taziah Jenks.....	1

GAMES LEADING IN STEALS

Jillian Hayes.....	2
Mya Jackson.....	2
A'riel Jackson.....	1
Clarissa Craig.....	1
Braylyn Milton.....	1
Jada Scott.....	1
Jadyn Scott.....	1

GAMES LEADING IN MINUTES

Mya Jackson.....	6
Jillian Hayes.....	1

SCORED FIRST POINTS

Who	
Mya Jackson.....	3
Jada Scott.....	2
Braylyn Milton.....	1
Jadyn Scott.....	1

How	
Jump Shot.....	2
Three.....	2
Layup.....	3
Free Throw.....	

DOUBLE-DOUBLES

Jillian Hayes.....	3
--------------------	---

INDIVIDUAL LEADERS GAME-BY-GAME

OPPONENT	RESULT	POINTS	REBOUNDS	ASSISTS	ATTENDANCE
at Louisville [11/7]	L, 68-87 [-19]	28 - Braylyn Milton	4 - A'riel Jackson	4 - Mya Jackson	8,049
vs. Tennessee Tech [11/10]	W, 68-57 [+11]	19 - Jillian Hayes	9 - Jillian Hayes	5 - Mya Jackson	612
vs. Radford [11/13]	W, 62-53 [+9]	15 - Caitlyn Wilson	10 - Jillian Hayes	6 - Braylyn Milton	612
vs. Toledo [11/16]	L, 71-74 (OT) [-3]	24 - Mya Jackson	8 - Jillian Hayes, Braylyn Milton	2 - Mya Jackson, Jada Scott	3,786
at Lindenwood [11/21]	W, 71-60 [+11]	18 - Jillian Hayes	10 - Jillian Hayes	4 - Mya Jackson	494
vs. UT Arlington [11/25]	W, 72-58 [+14]	16 - Jillian Hayes	14 - Jillian Hayes	5 - Mya Jackson	250
vs. Charlotte [11/26]	L, 58-59 [-1]	12 - Jillian Hayes	8 - Malea Williams	5 - Jillian Hayes	175

SPECIALITY SCORING STATISTICS

OPPONENT	TURNOVERS			PAINT			SECOND CHANCE			FAST BREAK			BENCH		
	UC	OPP	MAR.	UC	OPP	MAR.	UC	OPP	MAR.	UC	OPP	MAR.	UC	OPP	MAR.
at Louisville [11/7]	16	28	-12	18	48	-30	4	16	-12	0	8	-8	23	28	-5
vs. Tennessee Tech [11/10]	20	11	+9	32	18	+12	15	14	+1	10	6	-4	21	16	+5
vs. Radford [11/13]	24	11	+13	22	30	-8	11	11	0	10	5	+5	24	24	0
vs. Toledo [11/16]	10	18	-8	36	36	0	13	11	+2	3	4	-1	7	15	-8
at Lindenwood [11/21]	30	10	+20	40	28	+12	17	12	+5	15	6	+9	21	8	+13
vs. UT Arlington [11/25]	19	18	+1	44	36	+8	14	5	+9	13	11	+2	28	5	+23
vs. Charlotte [11/26]	8	13	-5	26	24	+2	14	14	0	7	7	0	21	6	+15

LEAD/DEFICIT BREAKDOWN GAME-BY-GAME

OPPONENT	FIRST HALF			SECOND HALF/OT			FINAL			LARGEST		TIMES TIED	LEAD CHANGES	TIME LED
	UC	OPP	MAR.	OPP	UC	MAR.	UC	OPP	MAR.	LEAD	DEFICIT			
at Louisville [11/7]	28	48	-20	40	39	+1	68	87	-19	0	-23	0	0	0:00
vs. Tennessee Tech [11/10]	35	22	+13	33	35	-2	68	57	+11	17	-4	3	6	33:27
vs. Radford [11/13]	25	22	+3	37	31	+6	62	53	+9	14	0	1	0	38:06
vs. Toledo [11/16]	23	29	-6	48	45	+3	71	74	-3	7	-8	8	7	14:45
at Lindenwood [11/21]	37	30	+7	34	30	+4	71	60	+11	14	-6	2	6	34:20
vs. UT Arlington [11/25]	35	25	+10	37	33	+4	58	72	+14	14	7	2	3	30:01
vs. Charlotte [11/26]	31	30	+1	27	29	-2	58	59	-1	4	9	4	4	3:02

TEAM SUPERLATIVES

CINCINNATI HIGH	CINCINNATI LOW		OPPONENT HIGH	OPPONENT LOW
72 vs. UT Arlington [11/25]	58 vs. Charlotte [11/26]	Points	87 at Louisville [11/7]	53 vs. Radford [11/13]
37 at Lindenwood [11/21]	23 vs. Toledo [11/16]	First-Half Points	48 at Louisville [11/7]	22 vs. Tennessee Tech [11/10], vs. Radford [11/13]
40 at Louisville [11/7]	27 vs. Charlotte [11/26]	Second-Half Points	39 at Louisville [11/7]	29 vs. Charlotte [11/26] vs. Toledo [11/16]
13 vs. Toledo [11/16]		Overtime Points	16 vs. Toledo [11/16]	
27 vs. UT Arlington [11/25]	20 vs. Radford [11/13]	Field Goals	31 at Louisville [11/7]	20 vs. UT Arlington [11/25] vs. Radford [11/13] vs. Tennessee Tech [11/10]
66 vs. Tennessee Tech [11/10]	53 at Louisville [11/7]	Field Goal Attempts	70 vs. Tennessee Tech [11/10]	46 at Lindenwood [11/21]
44.8 vs. Toledo [11/16]	32.3 vs. Radford [11/13]	Field Goal Percentage	51.7 at Louisville [11/7]	28.6 vs. Tennessee Tech [11/10]
45.5 at Lindenwood [11/21]	28.6 vs. Radford [11/13]	First-Half Field Goal Percentage	51.7 at Louisville [11/7]	23.5 vs. Tennessee Tech [11/10]
51.9 at Louisville [11/7]	34.5 vs. Charlotte [11/26]	Second-Half Field Goal Percentage	55.0 at Lindenwood [11/21]	33.3 vs. Tennessee Tech [11/10]
9 at Louisville [11/7]	1 vs. UT Arlington [11/25]	Three-Point Field Goals	10 vs. Tennessee Tech [11/10]	1 vs. UT Arlington [11/25]
18 vs. Tennessee Tech [11/10]	10 vs. Charlotte [11/26], vs. UT Arlington [11/25]	Three-Point Field Goal Attempts	26 vs. Tennessee Tech [11/10]	10 vs. UT Arlington [11/25]
69.2 at Louisville [11/7]	10.0 vs. UT Arlington [11/25]	Three-Point Field Goal Percentage	42.9 at Lindenwood [11/21]	10.0 vs. UT Arlington [11/25]
18 at Lindenwood [11/21]	8 vs. Charlotte [11/26]	Free Throws Made	24 vs. Toledo [11/16]	5 at Lindenwood [11/21]
25 vs. UT Arlington [11/25]	11 vs. Charlotte [11/26]	Free Throw Attempts	33 vs. Toledo [11/16]	9 vs. Tennessee Tech [11/10]
78.3 at Lindenwood [11/21]	55.6 vs. Tennessee Tech [11/10]	Free Throw Percentage	77.8 vs. Tennessee Tech [11/10]	31.3 at Lindenwood [11/21]
19 vs. Tennessee Tech [11/10]	8 at Louisville [11/7]	Offensive Rebounds	22 vs. Tennessee Tech [11/10]	10 vs. Toledo [11/16], at Lindenwood [11/21]
31 vs. UT Arlington [11/25]	19 at Louisville [11/7], at Lindenwood [11/21]	Defensive Rebounds	29 vs. Radford [11/13]	21 vs. Toledo [11/16]
48 vs. Tennessee Tech [11/10]	27 at Louisville [11/7]	Total Rebounds	48 vs. Tennessee Tech [11/10]	31 vs. Toledo [11/16]
24 vs. Toledo [11/16],	14 vs. Charlotte [11/26] at Louisville [11/7]	Fouls	21 vs. UT Arlington [11/25]	13 vs. Charlotte [11/26] vs. Tennessee Tech [11/10]
15 vs. Radford [11/13]	7 vs. Toledo [11/16]	Assists	17 at Lindenwood [11/21]	9 vs. Radford [11/13]
24 at Louisville [11/7]	12 vs. Charlotte [11/26], vs. Tennessee Tech [11/10]	Turnovers	24 at Lindenwood [11/21]	10 vs. Toledo [11/16]
12 at Lindenwood [11/21]	5 vs Charlotte [11/26], vs. Toledo [11/16], at Louisville [11/7]	Steals	14 at Louisville [11/7]	3 vs. Tennessee Tech [11/10]
7 vs. UT Arlington [11/25] vs. Tennessee Tech [11/10]	2 at Lindenwood [11/21], Louisville [11/7]	Blocks	6 vs. Tennessee Tech [11/10]	1 vs. UT Arlington [11/25]

INDIVIDUAL SUPERLATIVES

	CINCINNATI	OPPONENT
Points	28 by Braylyn Milton at Louisville [11/7]	28 by Hailey Van Lith at Louisville [11/7]
Field Goals Made	10 by Mya Jackson vs. Toledo [11/16]	12 by Hailey Van Lith at Louisville [11/7]
Field Goals Attempted	19 by Mya Jackson vs. Toledo [11/16]	20 by Hailey Van Lith at Louisville [11/7]
Field Goal Percentage (Min. 5 made)	75.0 by Braylyn Milton at Louisville [11/7]	83.3 by Jessica Cook vs. Toledo [11/16], by Liz Dixon at Louisville [11/7]
Three-Point Field Goals Made	5 by Caitlyn Wilson vs. Radford [11/13], by Braylyn Milton at Louisville [11/7]	4 by Mary McGrath at Lindenwood [11/21], by Maaliya Owens vs. Tennessee Tech [11/10]
Three-Point Field Goals Attempted	8 by Caitlyn Wilson at Lindenwood [11/21], vs. Toledo [11/16]	8 by Maaliya Owens vs. Tennessee Tech [11/10]
Three-Point Field Goals Percentage (Min. 3 made)	100.0 [5-5] by Braylyn Milton at Louisville [11/7]	60.0 [3-5] by Masyn McWilliams at Lindenwood [11/21]
Free Throws Made	6 by Clarissa Craig vs. UT Arlington [11/25]	9 by Morgan Jones at Louisville [11/7]
Free Throws Attempted	8 by Clarissa Craig vs. UT Arlington [11/25], by Jillian Hayes vs. Radford [11/13]	13 by Morgan Jones at Louisville [11/7]
Free Throw Percentage (Min. 5 made)	100.0 [5-5] by Mya Jackson at Lindenwood [11/21]	80.0 [8-10] by Jireh Washington vs. UT Arlington [11/25]
Offensive Rebounds	6 by Jillian Hayes at Lindenwood [11/21]	5 by Anna Walker, Reagan Hurst vs. Tennessee Tech [11/10]
Defensive Rebounds	11 by Jillian Hayes vs. UT Arlington [11/25]	10 by Starr Jacobs vs. UT Arlington [11/25]
Total Rebounds	14 by Jillian Hayes vs. UT Arlington [11/25]	11 by Sammi Mikonowicz vs. Toledo [11/16] by Anna Walker vs. Tennessee Tech [11/10]
Turnovers	8 by Mya Jackson at Louisville [11/7]	6 by Ashlyn Traylor vs. Radford [11/13]
Assists	6 by Braylyn Milton at Louisville [11/7]	5 by Jireh Washington vs. UT Arlington [11/25] by Sophia Wiard vs. Toledo [11/16]
Blocks	4 by Malea Williams vs. UT Arlington [11/25]	3 by Trinity Klock vs. Radford [11/13], by Morgan Jones at Louisville [11/7]
Steals	3 by Clarissa Craig vs. UT Arlington [11/25], by Braylyn Milton vs. UT Arlington [11/25], by Jillian Hayes at Lindenwood [11/21], by Mya Jackson at Lindenwood [11/21], vs. Tennessee Tech [11/10], by Jada Scott vs. Radford [11/13]	5 by Mykasa Robinson at Louisville [11/7]
Minutes Played (Regulation)	38:39 by Mya Jackson vs. Tennessee Tech [11/10]	40:00 by Jada McMillian vs. Charlotte [11/26]
Minutes Played (Including OT)	45:00 by Mya Jackson vs. Toledo [11/16]	42:52 by Sophia Wiard vs. Toledo [11/16]

2022-23 CINCINNATI WOMEN'S BASKETBALL

GAME
1

CINCINNATI 68, LOUISVILLE 87

Nov. 7, 2022 | Louisville, Ky. | KFC Yum! Center

Official Basketball Box Score - Final
Cincinnati at Louisville
11/07/22 KFC Yum! Center, Louisville
2022-23 Women's Basketball

Cincinnati - 68

Record: 1-1

NO. Name	Min	FG M-A	3P M-A	FT M-A	Rebounds OR DR TOT	Fouls PF FD	TP	AS	TO	ST	Blocks BS BA	+/
10 Jadyin Scott	F 22:28	1-4	0-0	0-0	1 2 3	1 0	2	0	0	0	0 0	-12
11 Taziah Jenks	F 12:55	0-2	0-0	0-0	0 0 0	0 0	0	0	1	0	0 0	-14
4 Braylin Milton	G 33:21	9-12	5-5	5-6	0 3 3	3 7	28	0	3	1	0 1	-17
20 Jillian Hayes	G 17:48	0-9	0-0	3-6	1 2 3	5 4	3	0	1	1	0 2	-2
23 Mya Jackson	G 35:07	5-10	2-2	0-0	1 2 3	0 1	12	4	8	0	0 1	-22
3 Jada Scott	15:44	0-1	0-0	0-0	0 2 2	2 0	0	0	0	0	0 0	-13
42 Clarissa Craig	18:33	0-0	0-0	0-0	1 1 2	5 1	0	0	1	0	0 0	-6
22 Malea Williams	12:30	1-1	0-0	1-2	1 1 2	1 1	3	0	1	1	1 0	-6
0 Dais'Ja Trotter	12:22	1-4	1-3	0-0	2 2 2	0 1	3	0	1	0	0 1	-8
1 Caitlyn Wilson	11:56	1-3	1-3	2-3	0 0 0	2 1	5	1	1	0	0 0	0
34 A'riel Jackson	17:16	5-7	0-0	2-3	1 3 4	3 2	12	3	7	2	1 0	5
Team					2 1 3		0	0				
Totals		23-53	9-13	13-20	8 19 27	24 17	68	8	24	5	2 5	-19

Technical Fouls:NONE

Louisville - 87

Record: 1-0

NO. Name	Min	FG M-A	3P M-A	FT M-A	Rebounds OR DR TOT	Fouls PF FD	TP	AS	TO	ST	Blocks BS BA	+/
22 Liz Dixon	F 19:02	5-6	0-0	2-2	3 3 6	2 2	12	0	3	0	2 0	8
44 Olivia Cochran	F 23:47	1-4	0-1	2-2	3 5 8	3 2	4	1	3	1	0 0	16
3 Christyn Carr	G 22:50	0-3	0-3	1-2	0 3 3	0 1	1	2	3	1	0 0	7
10 Hailey Van Lith	G 30:26	12-20	2-7	2-3	0 2 2	2 2	28	2	2	0	0 0	20
24 Morgan Jones	G 21:00	2-5	1-3	9-13	1 3 4	1 7	14	2	4	3	3 0	7
5 Mykasa Robinson	26:18	2-5	0-1	1-1	2 4 6	1 4	5	3	1	5	0 0	22
12 Payton Verhulst	17:57	4-10	1-4	0-1	1 0 1	1 9	0	1	2	0	1 1	11
40 Josie Williams	11:48	3-3	0-0	0-0	1 3 4	2 2	6	0	0	0	0 0	6
11 Norika Konno	09:11	0-1	0-1	0-0	0 0 0	5 0	0	1	1	0	0 0	-1
13 Merissah Russell	09:20	1-1	1-1	0-0	0 1 1	0 0	3	1	0	2	0 0	0
2 Nyla Harris	08:21	1-2	0-0	3-4	1 1 2	0 3	5	0	0	0	0 1	-1
Team					2 0 2		0	0				
Totals		31-60	5-21	20-28	14 25 39	17 24	87	12	18	14	5 2	19

Technical Fouls:NONE

	CIN	LOU
Biggest lead	0 (1 st 10:00)	23 (4 th 6:07)
Best Scoring Run	8 (3 rd 6:52)	15 (1 st 1:28)
Lead Changes	0	
Times Tied	0	
Time with Lead	00:00	39:06

Points from	CIN	LOU
Turnovers	16	28
Paint	18	48
Second Chance	4	16
Fast Breaks	0	8
Bench	23	28

Period by Period Scoring
1st 2nd 3rd 4th TOT
CIN 10 18 18 22 68
LOU 24 24 12 27 87

Game Time: 5:00 PM
Game Duration: 1:55
Attendance: 8,049

Officials:

Shooting By Period
1 st FG% 3-13 23.1%
3PT% 3-4 75.0%
FT% 1-4 25%
2 nd FG% 6-13 46.2%
3PT% 2-4 50.0%
FT% 4-6 66.7%
3 rd FG% 6-14 42.9%
3PT% 2-2 100.0%
FT% 4-5 80%
4 th FG% 8-13 61.5%
3PT% 2-3 66.7%
FT% 4-5 80%
GM FG% 23-53 43.4%
3PT% 9-13 69.2%
FT% 13-20 65.0%

Dead Ball Rebounds: 4, 0

GAME
2

CINCINNATI 68, TENNESSEE TECH 57

Nov. 10, 2022 | Cincinnati, Ohio | Fifth Third Arena

Official Basketball Box Score - Final
Tennessee Tech at Cincinnati
11/10/22 Fifth Third Arena, Cincinnati
2022-23 Women's Basketball

Officials: John Capolino, Krystle Apellaniz, Rob Fessler

Tennessee Tech - 57

Record: 1-1

NO. Name	Min	FG M-A	3P M-A	FT M-A	Rebounds OR DR TOT	Fouls PF FD	TP	AS	TO	ST	Blocks BS BA	+/
4 Anna Walker	F 20:20	3-12	1-2	0-0	5 6 11	2 0	7	1	1	2	2 0	0
2 Jordan Brook	G 26:48	2-8	2-6	2-2	0 3 3	2 3	8	1	1	0	1 0	-15
10 Reagan Hurst	G 32:39	1-9	0-3	1-2	5 2 7	2 3	3	2	2	0	2 2	-7
11 Maaliya Owens	G 34:47	5-14	4-8	0-0	1 1 2	0 1	14	2	2	1	1 1	-2
24 Jada Guinn	G 25:53	4-7	1-1	0-0	2 5 7	4 2	9	2	1	0	0 0	-4
22 Peyton Carter	16:09	0-5	0-3	2-2	1 1 2	1 3	2	3	2	0	0 0	-5
33 Reghan Grimes	22:07	4-9	2-2	2-3	1 3 4	2 4	12	1	3	0	0 0	-3
30 Kiera Hill	05:56	1-3	0-0	0-0	0 0 0	0 0	2	0	0	0	0 0	-7
1 Cayla Cowart	12:32	0-3	0-1	0-0	2 0 2	0 0	1	0	1	2	0 0	-10
35 DJ McFarlane	02:49	0-0	0-0	0-0	2 0 2	0 0	0	0	1	0	0 0	3
Team					3 5 8		0	1				
Totals		20-70	10-26	7-9	22 26 48	13 17	57	13	16	3	6 7	-11

Technical Fouls:NONE

Cincinnati - 68

Record: 1-1

NO. Name	Min	FG M-A	3P M-A	FT M-A	Rebounds OR DR TOT	Fouls PF FD	TP	AS	TO	ST	Blocks BS BA	+/
10 Jadyin Scott	F 12:16	2-3	0-0	0-0	1 1 2	2 0	4	0	1	0	1 0	1
4 Braylin Milton	G 24:21	1-9	0-4	1-2	1 4 5	2 1	3	2	2	0	0 0	5
20 Jillian Hayes	G 25:13	8-15	0-0	3-5	4 5 9	1 4	19	3	1	1	1 2	13
23 Mya Jackson	G 38:39	7-12	1-4	3-5	3 3 6	1 4	18	5	3	0	0 0	10
34 A'riel Jackson	G 19:04	1-6	0-0	1-2	1 4 5	3 1	3	2	3	2	1 1	15
22 Malea Williams	18:56	2-7	1-3	2-4	3 3 6	0 3	7	0	0	1	3 1	12
1 Caitlyn Wilson	16:37	2-3	2-3	0-0	0 0 0	0 0	6	0	0	1	0 0	-3
42 Clarissa Craig	10:59	1-4	0-0	0-0	1 0 1	4 0	2	0	3	0	0 1	-4
3 Jada Scott	12:36	0-2	0-0	0-0	0 2 2	2 0	0	0	0	0	1 1	0
5 Lojain Elfatairy	01:21	0-1	0-1	0-0	0 0 0	0 0	0	0	0	0	0 0	1
0 Dais'Ja Trotter	17:09	2-4	2-3	0-0	3 3 6	1 0	6	2	1	1	0 0	8
33 Sofia Grizlaci	02:49	0-0	0-0	0-0	0 0 0	1 0	0	0	0	1	0 0	-3
Team					2 4 6		0	0				
Totals		26-66	6-18	10-18	19 29 48	17 13	68	14	12	10	7 6	11

Technical Fouls:NONE

	TTU	CIN
Biggest lead	4 (1 st 3:09)	17 (4 th 1:16)
Best Scoring Run	6 (3 rd 1:51)	14 (2 nd 1:12)
Lead Changes	6	
Times Tied	3	
Time with Lead	05:42	33:27

Points from	TTU	CIN
Turnovers	11	20
Paint	18	32
Second Chance	14	15
Fast Breaks	6	10
Bench	16	21

Period by Period Scoring
1st 2nd 3rd 4th TOT
TTU 15 7 20 15 57
CIN 14 21 18 15 68

Game Time: 3:00 PM
Game Duration: 1:51
Attendance: 612

Officials:

Shooting By Period
1 st FG% 3-12 25.0%
3PT% 1-6 16.7%
FT% 0-0 0%
2 nd FG% 5-14 35.7%
3PT% 2-4 50.0%
FT% 3-4 75%
3 rd FG% 9-14 64.3%
3PT% 1-2 50.0%
FT% 1-2 50%
4 th FG% 3-18 16.7%
3PT% 0-6 0.0%
FT% 5-10 50%
GM FG% 20-58 34.5%
3PT% 4-18 22.2%
FT% 9-16 56.3%

Dead Ball Rebounds: 7, 1

GAME
4

CINCINNATI 71, TOLEDO 74 (OT)

Nov. 16, 2022 | Cincinnati, Ohio | Fifth Third Arena

Official Basketball Box Score - Final
Toledo at Cincinnati
11/16/22 Fifth Third Arena, Cincinnati
2022-23 Women's Basketball

Officials: Bryan Brunette, Ashley Gloss, Linda Miles

Toledo - 74

Record: 3-0

NO. Name	Min	FG M-A	3P M-A	FT M-A	Rebounds OR DR TOT	Fouls PF FD	TP	AS	TO	ST	Blocks BS BA	+/
34 Jessica Cook	F 21:48	5-6	0-0	3-4	2 0 2	3 3	13	0	1	0	0 1	-5
2 Sophia Wiard	G 42:52	3-8	0-3	3-3	1 3 4	1 4	9	5	1	0	0 0	6
5 Quinesha Lockett	G 39:12	6-18	1-6	6-10	0 2 2	2 5	19	2	4	0	1 0	-2
22 Kherra Goss	G 34:09	1-3	0-0	0-0	1 1 2	2 0	2	1	1	0	1 0	8
33 Sammi Mikonowicz	G 33:57	4-10	2-4	6-9	2 9 11	2 4	16	3	0	2	0 0	-1
1 Nan Garcia	17:50	1-3	0-0	2-2	0 3 3	3 3	4	0	0	1	0 1	6
10 Justina King	09:32	0-1	0-1	2-2	0 0 0	1 1	2	0	1	1	0 0	1
12 Jayda Jansen	15:15	1-7	1-1	2-2	0 1 1	1 2	5	0	0	0	0 2	-2
13 Lonasia Brewer	05:22	2-2	0-0	0-1	1 0 1	2 2	4	0	1	0	0 0	2
24 Yaniah Curry	05:03	0-0	0-0	0-0	0 2 2	0 0	0	0	1	0	0 0	2
Team					3 0 3		0	0				
Totals		23-58	4-15	24-33	10 21 31	16 24	74	11	10	4	2 4	3

Technical Fouls:NONE

Cincinnati - 71

Record: 2-2

NO. Name	Min	FG M-A	3P M-A	FT M-A	Rebounds OR DR TOT	Fouls PF FD	TP	AS	TO	ST	Blocks BS BA	+/
1 Caitlyn Wilson	G 35:38	3-10	2-8	1-2	1 4 5	1 3	9	1	1	1	0 0	0
3 Jada Scott	G 29:45	3-6	0-0	0-0	1 3 4	3 0	6	2	0	0	0 0	7
4 Braylin Milton	G 30:31	1-3	1-1	1-2	2 6 8	5 1	4	1	1	0	1 1	2
20 Jillian Hayes	G 35:13	8-13	0-0	5-7	4 4 8	4 4	21	0	4	1	2 0	-3
23 Mya Jackson	G 45:00	10-19	1-4	3-6	2 2 4	2 4	24	2	3	0	0 1	-3
22 Malea Williams	09:56	0-1	0-0	0-0	0 1 1	0 0	0	0	2	1	1 0	-6
42 Clarissa Craig	11:55	0-3	0-0	4-4	0 2 2	3 2	4	0	4	0	0 0	-9
10 Jadyin Scott	11:42	1-1	0-0	1-2	0 2 2	5 2	3	1	1	2	0 0	1
34 A'riel Jackson	08:22	0-2	0-0	0-0	1 1 2	1 0	0	0	0	0	0 0	-2
0 Dais'Ja Trotter	04:33	0-0	0-0	0-0	1 0 1	0 0	0	0	0	0	0 0	2
5 Lojain Elfatairy	02:25	0-0	0-0	0-0	0 0 0	0 0	0	0	1	0	0 0	-4
Team					2 2 4		0	1				
Totals		26-58	4-13	15-23	14 27 41	24 16	71	7	18	5	4 2	3

Technical Fouls:NONE

	TOL	CIN										
Biggest lead	8 (3 rd 9:43)	7 (4 th 3:41)	Points from Turnovers	TOL	CIN	Period by Period Scoring						
Best Scoring Run	10 (2 nd 8:41)	6 (3 rd 0:13)	Paint	36	36	1st2nd3rd4thOT1TOT						
Lead Changes	7		Second Chance	11	13	TOL	15	14	15	14	16	74
Times Tied	8		Fast Breaks	4	3	CIN	12	11	22	13	13	71
Time with Lead	24:48	14:45	Bench	15	7							

2022-23 CINCINNATI WOMEN'S BASKETBALL

GAME
5

CINCINNATI 71, LINDENWOOD 60

Nov. 21, 2022 | St. Charles, Mo. | Hyland Arena

Official Basketball Box Score - Final
Cincinnati at Lindenwood
11/21/22 Robert F. Hyland Arena, St. Charles, Mo.
2022-23 Women's Basketball

Officials: Erika Herriman, Hannah Reynolds, David Rafalski

Game Time: 7:00 PM
Game Duration: 2:02
Attendance: 494Official Basketball Box Score - Final
UT Arlington at Cincinnati
11/25/22 Ocean Center, Daytona Beach, Fla.
2022 Daytona Beach InvitationalGame Time: 3:30 PM
Game Duration: 1:51
Attendance: 250

Officials: Ashlee Goode, Kelly Johnson, Matthew Krenick

Cincinnati - 71										Record: 3-2																																																						
NO.	Name	Min	FG M-A	3P M-A	FT M-A	Rebounds OR DR TOT	Fouls PF FD	TP	AS	TO	ST	Blocks BS BA	+/-	Shooting By Period																																																		
10	Jadyn Scott	F 26:16	2-6	0-0	4-6	3 2 5	1 4	8	0	1	0	0	0	1st	FG%	9-17	52.9%	3PT%	2-2	100.0%	FT%	4-4	100%	2nd	FG%	6-16	37.5%	3PT%	0-5	0.0%	FT%	1-4	25%	3rd	FG%	7-17	41.2%	3PT%	1-5	20.0%	FT%	0-0	0%	4th	FG%	3-11	27.3%	3PT%	0-2	0.0%	FT%	13-15	86.7%	GM	FG%	25-61	41.0%	3PT%	3-14	21.4%	FT%	18-23	78.3%	
1	Caitlyn Wilson	G 29:01	2-9	2-8	2-2	1 2 3	3 2	8	0	3	2	0	0	17	1st	FG%	5-6	83.3%	3PT%	0-0	0%	FT%	0-0	0%	2nd	FG%	4-15	26.7%	3PT%	0-6	0.0%	FT%	1-2	50%	3rd	FG%	5-11	45.5%	3PT%	1-5	20.0%	FT%	2-5	40%	4th	FG%	6-9	66.7%	3PT%	3-4	75.0%	FT%	2-9	22.2%	GM	FG%	23-46	49.1%	3PT%	9-21	42.9%	FT%	5-16	31.3%
3	Jada Scott	G 23:34	1-2	0-0	1-2	0 2 2	1 1	3	2	1	1	0	0	9	1st	FG%	8-11	72.7%	3PT%	5-6	83.3%	FT%	0-0	0%	2nd	FG%	4-15	26.7%	3PT%	0-6	0.0%	FT%	1-2	50%	3rd	FG%	5-11	45.5%	3PT%	1-5	20.0%	FT%	2-5	40%	4th	FG%	6-9	66.7%	3PT%	3-4	75.0%	FT%	2-9	22.2%	GM	FG%	23-46	49.1%	3PT%	9-21	42.9%	FT%	5-16	31.3%
20	Jillian Hayes	G 32:38	7-12	0-0	4-4	6 4 10	5 3	18	1	3	3	0	1	17	1st	FG%	8-11	72.7%	3PT%	5-6	83.3%	FT%	0-0	0%	2nd	FG%	4-15	26.7%	3PT%	0-6	0.0%	FT%	1-2	50%	3rd	FG%	5-11	45.5%	3PT%	1-5	20.0%	FT%	2-5	40%	4th	FG%	6-9	66.7%	3PT%	3-4	75.0%	FT%	2-9	22.2%	GM	FG%	23-46	49.1%	3PT%	9-21	42.9%	FT%	5-16	31.3%
23	Mya Jackson	G 34:30	4-13	0-3	5-5	2 3 5	1 4	13	4	3	3	0	1	4	1st	FG%	8-11	72.7%	3PT%	5-6	83.3%	FT%	0-0	0%	2nd	FG%	4-15	26.7%	3PT%	0-6	0.0%	FT%	1-2	50%	3rd	FG%	5-11	45.5%	3PT%	1-5	20.0%	FT%	2-5	40%	4th	FG%	6-9	66.7%	3PT%	3-4	75.0%	FT%	2-9	22.2%	GM	FG%	23-46	49.1%	3PT%	9-21	42.9%	FT%	5-16	31.3%
22	Malea Williams	14:16	3-5	0-0	0-0	3 1 4	4 0	6	1	1	1	2	0	-1	1st	FG%	8-11	72.7%	3PT%	5-6	83.3%	FT%	0-0	0%	2nd	FG%	4-15	26.7%	3PT%	0-6	0.0%	FT%	1-2	50%	3rd	FG%	5-11	45.5%	3PT%	1-5	20.0%	FT%	2-5	40%	4th	FG%	6-9	66.7%	3PT%	3-4	75.0%	FT%	2-9	22.2%	GM	FG%	23-46	49.1%	3PT%	9-21	42.9%	FT%	5-16	31.3%
42	Clarissa Craig	12:27	2-5	0-0	2-3	0 1 1	4 2	6	0	1	0	0	1	-8	1st	FG%	8-11	72.7%	3PT%	5-6	83.3%	FT%	0-0	0%	2nd	FG%	4-15	26.7%	3PT%	0-6	0.0%	FT%	1-2	50%	3rd	FG%	5-11	45.5%	3PT%	1-5	20.0%	FT%	2-5	40%	4th	FG%	6-9	66.7%	3PT%	3-4	75.0%	FT%	2-9	22.2%	GM	FG%	23-46	49.1%	3PT%	9-21	42.9%	FT%	5-16	31.3%
0	Dais'Ja Trotter	09:44	1-3	1-2	0-0	0 1 1	1 1	3	0	0	0	0	0	3	1st	FG%	8-11	72.7%	3PT%	5-6	83.3%	FT%	0-0	0%	2nd	FG%	4-15	26.7%	3PT%	0-6	0.0%	FT%	1-2	50%	3rd	FG%	5-11	45.5%	3PT%	1-5	20.0%	FT%	2-5	40%	4th	FG%	6-9	66.7%	3PT%	3-4	75.0%	FT%	2-9	22.2%	GM	FG%	23-46	49.1%	3PT%	9-21	42.9%	FT%	5-16	31.3%
34	A'riel Jackson	10:46	2-4	0-1	0-0	0 1 1	2 0	4	1	1	2	0	0	7	1st	FG%	8-11	72.7%	3PT%	5-6	83.3%	FT%	0-0	0%	2nd	FG%	4-15	26.7%	3PT%	0-6	0.0%	FT%	1-2	50%	3rd	FG%	5-11	45.5%	3PT%	1-5	20.0%	FT%	2-5	40%	4th	FG%	6-9	66.7%	3PT%	3-4	75.0%	FT%	2-9	22.2%	GM	FG%	23-46	49.1%	3PT%	9-21	42.9%	FT%	5-16	31.3%
33	Sofia Gritzali	06:48	1-2	0-0	0-1	1 1 2	1 1	2	0	0	0	0	0	-3	1st	FG%	8-11	72.7%	3PT%	5-6	83.3%	FT%	0-0	0%	2nd	FG%	4-15	26.7%	3PT%	0-6	0.0%	FT%	1-2	50%	3rd	FG%	5-11	45.5%	3PT%	1-5	20.0%	FT%	2-5	40%	4th	FG%	6-9	66.7%	3PT%	3-4	75.0%	FT%	2-9	22.2%	GM	FG%	23-46	49.1%	3PT%	9-21	42.9%	FT%	5-16	31.3%
Team						1 1 2	1 1	2	0	0	0	0	0	0	1st	FG%	8-11	72.7%	3PT%	5-6	83.3%	FT%	0-0	0%	2nd	FG%	4-15	26.7%	3PT%	0-6	0.0%	FT%	1-2	50%	3rd	FG%	5-11	45.5%	3PT%	1-5	20.0%	FT%	2-5	40%	4th	FG%	6-9	66.7%	3PT%	3-4	75.0%	FT%	2-9	22.2%	GM	FG%	23-46	49.1%	3PT%	9-21	42.9%	FT%	5-16	31.3%
Totals			25-61	3-14	18-23	17 19 36	23 18 71	9 14	12	2 3 11																																																						
														Technical Fouls: NONE											Shooting By Period																							Dead Ball Rebounds: 2, 0																

Lindenwood - 60														Record: 0-3																																														
NO.	Name	Min	FG M-A	3P M-A	FT M-A	Rebounds OR DR TOT	Fouls PF FD	TP	AS	TO	ST	Blocks BS BA	+/-	Shooting By Period																																														
42	Brooke Woodyard	F 18:58	1-3	0-1	0-0	2 2 4	1 2	2	2	3	0	0	-8	1 st FG%	8-11	72.7%	3PT%	5-6	83.3%	FT%	0-0	0%	2 nd FG%	4-15	26.7%	3PT%	0-6	0.0%	FT%	1-2	50%	3 rd FG%	5-11	45.5%	3PT%	1-5	20.0%	FT%	2-5	40%	4 th FG%	6-9	66.7%	3PT%	3-4	75.0%	FT%	2-9	22.2%	GM FG%	23-46	49.1%	3PT%	9-21	42.9%	FT%	5-16	31.3%		
5	Emily Benzschawel	G 27:30	3-8	2-4	0-0	1 0 1	2 0	8	2	5	1	0	0	-10	1 st FG%	8-11	72.7%	3PT%	5-6	83.3%	FT%	0-0	0%	2 nd FG%	4-15	26.7%	3PT%	0-6	0.0%	FT%	1-2	50%	3 rd FG%	5-11	45.5%	3PT%	1-5	20.0%	FT%	2-5	40%	4 th FG%	6-9	66.7%	3PT%	3-4	75.0%	FT%	2-9	22.2%	GM FG%	23-46	49.1%	3PT%	9-21	42.9%	FT%	5-16	31.3%	
10	Alana Striverson	G 24:25	1-5	0-3	1-4	0 2 2	4 3	3	4	1	0	0	0	-7	1 st FG%	8-11	72.7%	3PT%	5-6	83.3%	FT%	0-0	0%	2 nd FG%	4-15	26.7%	3PT%	0-6	0.0%	FT%	1-2	50%	3 rd FG%	5-11	45.5%	3PT%	1-5	20.0%	FT%	2-5	40%	4 th FG%	6-9	66.7%	3PT%	3-4	75.0%	FT%	2-9	22.2%	GM FG%	23-46	49.1%	3PT%	9-21	42.9%	FT%	5-16	31.3%	
21	Mary McGrath	G 38:33	9-14	4-7	0-0	1 5 6	2 0	22	3	1	3	1	0	-6	1 st FG%	8-11	72.7%	3PT%	5-6	83.3%	FT%	0-0	0%	2 nd FG%	4-15	26.7%	3PT%	0-6	0.0%	FT%	1-2	50%	3 rd FG%	5-11	45.5%	3PT%	1-5	20.0%	FT%	2-5	40%	4 th FG%	6-9	66.7%	3PT%	3-4	75.0%	FT%	2-9	22.2%	GM FG%	23-46	49.1%	3PT%	9-21	42.9%	FT%	5-16	31.3%	
25	Masyn McWilliams	G 35:54	6-9	3-5	2-5	1 4 5	2 11	17	2	1	2	0	0	-11	1 st FG%	8-11	72.7%	3PT%	5-6	83.3%	FT%	0-0	0%	2 nd FG%	4-15	26.7%	3PT%	0-6	0.0%	FT%	1-2	50%	3 rd FG%	5-11	45.5%	3PT%	1-5	20.0%	FT%	2-5	40%	4 th FG%	6-9	66.7%	3PT%	3-4	75.0%	FT%	2-9	22.2%	GM FG%	23-46	49.1%	3PT%	9-21	42.9%	FT%	5-16	31.3%	
3	Mya Davidson	16:00	2-2	0-0	0-0	2 2 3	1 4	0	2	0	1	0	-6	1 st FG%	8-11	72.7%	3PT%	5-6	83.3%	FT%	0-0	0%	2 nd FG%	4-15	26.7%	3PT%	0-6	0.0%	FT%	1-2	50%	3 rd FG%	5-11	45.5%	3PT%	1-5	20.0%	FT%	2-5	40%	4 th FG%	6-9	66.7%	3PT%	3-4	75.0%	FT%	2-9	22.2%	GM FG%	23-46	49.1%	3PT%	9-21	42.9%	FT%	5-16	31.3%		
2	Makayla Wallace	16:42	0-1	0-0	1-3	1 1 2	1 1	1	4	2	0	0	1	-7	1 st FG%	8-11	72.7%	3PT%	5-6	83.3%	FT%	0-0	0%	2 nd FG%	4-15	26.7%	3PT%	0-6	0.0%	FT%	1-2	50%	3 rd FG%	5-11	45.5%	3PT%	1-5	20.0%	FT%	2-5	40%	4 th FG%	6-9	66.7%	3PT%	3-4	75.0%	FT%	2-9	22.2%	GM FG%	23-46	49.1%	3PT%	9-21	42.9%	FT%	5-16	31.3%	
30	Paige Craft	16:44	0-2	0-1	0-0	0 1 1	1 2	0	0	3	0	0	0	-3	1 st FG%	8-11	72.7%	3PT%	5-6	83.3%	FT%	0-0	0%	2 nd FG%	4-15	26.7%	3PT%	0-6	0.0%	FT%	1-2	50%	3 rd FG%	5-11	45.5%	3PT%	1-5	20.0%	FT%	2-5	40%	4 th FG%	6-9	66.7%	3PT%	3-4	75.0%	FT%	2-9	22.2%	GM FG%	23-46	49.1%	3PT%	9-21	42.9%	FT%	5-16	31.3%	
22	Christyan Reid	05:14	1-2	0-0	1-4	0 0 0	2 3 3	0	1	0	1	0	1	0	3	1 st FG%	8-11	72.7%	3PT%	5-6	83.3%	FT%	0-0	0%	2 nd FG%	4-15	26.7%	3PT%	0-6	0.0%	FT%	1-2	50%	3 rd FG%	5-11	45.5%	3PT%	1-5	20.0%	FT%	2-5	40%	4 th FG%	6-9	66.7%	3PT%	3-4	75.0%	FT%	2-9	22.2%	GM FG%	23-46	49.1%	3PT%	9-21	42.9%	FT%	5-16	31.3%
Team							4 5 9		0		5																																																	
Totals			23-46		9-21		5-16		10 22 32		18 23 60		17 24 63		6 3 2		-11																																											
														Technical Fouls: NONE																																														
														Dead Ball Rebounds: 5-0																																														

CINCINNATI RANKING SUMMARIES

Statistic	National Rank	Conference Rank	Value	National Leader	Value	Conference Leader	Value
Assist/Turnover Ratio (349 ranked)	255	10	0.65	Colorado St.	2.07	Tulane	1.32
Assists Per Game (349 ranked)	254	9	11.1	Ohio St.	21.8	Tulane	17.2
Blocks Per Game (349 ranked)	46	1	4.7	South Carolina	9.5	Cincinnati	4.7
Field Goal Percentage (349 ranked)	177	7	40.5	LSU	53.7	South Fla.	44.0
Field Goal Percentage Defense (349 ranked)	143	9	38.6	South Carolina	26.4	UCF	30.7
Fouls Per Game (349 ranked)	282	8	20.0	Oregon St.	11.2	Tulane	13.3
Free Throw Attempts Per Game (349 ranked)	82	3	20.29	Notre Dame	31.67	Memphis	28.43
Free Throw Percentage (349 ranked)	205	7	68.3	Green Bay	88.0	South Fla.	76.1
Free Throws Made Per Game (349 ranked)	79	4	13.86	Notre Dame	23.00	Memphis	17.29
Rebound Margin (349 ranked)	147	8	2.3	LSU	27.1	South Fla.	11.8
Rebounds (Defensive) Per Game (28 ranked)				Drake	38.4	Tulsa Wichita St.	31.7 31.7
Rebounds (Offensive) Per Game (29 ranked)				Troy	22.0	Houston	20.0
Rebounds Per Game (349 ranked)	133	9	39.29	LSU	55.71	UCF	44.80
Scoring Defense (349 ranked)	179	9	64.0	South Carolina	43.8	East Carolina	51.7
Scoring Margin (349 ranked)	169	9	3.1	LSU	55.7	UCF	19.4
Scoring Offense (349 ranked)	170	8	67.1	LSU	103.3	Memphis	78.6
Steals Per Game (349 ranked)	185	7	7.9	Grand Canyon	18.8	Houston	15.8
Three Point Attempts Per Game (148 ranked)				FGCU	233.0	Tulsa	196.0
Three Point Percentage (349 ranked)	82	3	34.1	Colorado St.	46.5	Memphis	36.4
Three Point Percentage Defense (349 ranked)	159	9	29.6	Jacksonville St.	14.3	Memphis	24.3
Three Pointers Per Game (349 ranked)	279	8	4.4	Lehigh	11.4	Tulsa	10.5
Turnover Margin (349 ranked)	214	7	-0.57	Ohio St.	16.83	East Carolina	11.43
Turnovers Forced Per Game (349 ranked)	188	5	16.57	Ohio St.	29.83	Houston	27.50
Turnovers Per Game (349 ranked)	211	8	17.1	Colorado St.	7.5	Tulane	13.0
Winning Percentage (334 ranked)	154	8	57.1	27 teams tied	100.0	UCF	100.0

Statistic	Player	National Rank	Conference Rank	Value	National Leader	Value	Conference Leader	Value
Assist/Turnover Ratio (250 ranked)					McKenna Hofschield, Colorado St.	8.00	Rachel Hakes, Tulane	3.42
Assists (142 ranked)	Mya Jackson	101	4	27	Jeanne Terry, Purdue	58	Rachel Hakes, Tulane	41
Assists Per Game (248 ranked)	Mya Jackson	143	4	3.9	Nika Muhl, UConn	10.8	Rachel Hakes, Tulane	6.8
Blocks (114 ranked)	Malea Williams	41	1	11	Brooke Flowers, Saint Louis	38	Dulcy Fankam Mendjiadeu, South Fla.	11
Blocks Per Game (210 ranked)	Jillian Hayes	78	4	9			Malea Williams, Cincinnati	11
	Malea Williams	77	2	1.57	Brooke Flowers, Saint Louis	4.22	Destiny Thomas, UCF	1.80
	Jillian Hayes	133	5	1.29				
Double Doubles (18 ranked)	Jillian Hayes	18	2	3	Lauren Gustin, BYU	7	Dulcy Fankam Mendjiadeu, South Fla.	5
					Angel Reese, LSU	7		
Field Goal Attempts (140 ranked)	Mya Jackson	66	5	95	Kyla McMakin, Saint Louis	179	Sammie Puiasis, South Fla.	116
	Jillian Hayes	80	7	91				
Field Goal Percentage (249 ranked)	Mya Jackson	230	7	42.1	Kurstyn Harden, SFA	76.7	Chantae Embry, SMU	63.5
	Jillian Hayes	234	8	41.8				
Field Goals (145 ranked)	Mya Jackson	90	5	40	Aneesah Morrow, DePaul	76	Dulcy Fankam Mendjiadeu, South Fla.	56
	Jillian Hayes	112	6	38				
Free Throw Attempts (147 ranked)	Jillian Hayes	45	2	39	Caitlin Clark, Iowa	62	Emani Jefferson, Memphis	43
Free Throw Percentage (248 ranked)	Clarissa Craig	137	3	82.6	8 players tied	100.0	Sammie Puiasis, South Fla.	100.0
	Mya Jackson	193	5	79.2				
Free Throws (138 ranked)	Jillian Hayes	101	5	24	Caitlin Clark, Iowa	49	Emani Jefferson, Memphis	28
							Jamirah Shutes, Memphis	28
Minutes Per Game (150 ranked)	Mya Jackson	20	1	37.10	Lindsey Duvall, Northern Ky.	39.68	Mya Jackson, Cincinnati	37.10
Points (194 ranked)	Mya Jackson	114	6	104	Ta'Niya Latson, Florida St.	195	Sammie Puiasis, South Fla.	145
	Jillian Hayes	141	7	100				
Points Per Game (238 ranked)	Mya Jackson	186	8	14.9	Maddy Siegrist, Villanova	27.4	Aleah Nelson, Temple	16.3
	Jillian Hayes	224	12	14.3				
Rebounds (141 ranked)	Jillian Hayes	42	3	61	Angel Reese, LSU	107	Dulcy Fankam Mendjiadeu, South Fla.	105
Rebounds (Defensive) Per Game (25 ranked)					Lauren Gustin, BYU	10.1	Marta Galic, Tulane	8.5
Rebounds (Offensive) Per Game (30 ranked)					Kierra Prim, Central Ark.	7.2	Destiny Thomas, UCF	5.4
Rebounds Per Game (246 ranked)	Jillian Hayes	76	4	8.7	Angel Reese, LSU	15.3	Dulcy Fankam Mendjiadeu, South Fla.	11.7
Steals (116 ranked)					Ny'Ceara Pryor, Sacred Heart	30	Danae McNeal, East Carolina	22
Steals Per Game (245 ranked)					Gabi Vidmar, Cal St. Fullerton	4.50	Danae McNeal, East Carolina	3.14
Three Point Attempts (143 ranked)					Sammie Puiasis, South Fla.	73	Sammie Puiasis, South Fla.	73
Three Point Percentage (225 ranked)	Caitlyn Wilson	110	7	40.0	Sophia Tougas, CSU Bakersfield	66.7	Marta Galic, Tulane	48.7
Three Pointers (146 ranked)	Caitlyn Wilson	114	7	14	Hannah Jump, Stanford	29	Sammie Puiasis, South Fla.	27
Three Pointers Per Game (245 ranked)	Caitlyn Wilson	174	9	2.00	Shy Tueller, Campbell	4.20	Marta Galic, Tulane	3.17
Triple Doubles (1 ranked)					4 players tied	1		

O | DAIS'JA TROTTER

Jr. | G | 5-9 | Louisville, Ky. | Seneca High School | Rend Lake College | Days - JUH (Rhymes with Asia) | Twitter: daisjalachelle | IG: daisjatrotter

MIN	PPG	RPG	3FG%	FG%
11.3	2.6	2.2	40.0	30.8



2022-23: Recorded six points on 2-3 from behind the arc and six rebounds vs. Tennessee Tech (11/10) ... One of two transfers (Mya Jackson) and one of six players from within a 100-mile radius (Louisville, Ky.) on the roster.

2021-22 AT REND LAKE COLLEGE: Named the Great Rivers Athletic Conference and NJCAA Region XXIV Player of the Year ... Led the NJCAA in points per game, total points and field goals made, averaging 24.4 points per game ... Finished as the program's all-time leading scorer with 1,474 points, breaking a nearly four-decade record established in 1983 ... Named a Second-Team NJCAA All-American, in addition to earning All-Region and All-Conference honors ... Started 29 of 30 games, averaging 24.4 points, 10.3 rebounds, and 2.3 assists per game ... Helped lead the Warriors to a 23-7 record, 11-2 in the GRAC conference ... Tied her career-high 44 points twice, at Shawnee Community College and Olney Central College ... Her #10 Rend Lake jersey is on display at the Women's Basketball Hall of Fame Ring of Honor in Knoxville, Tenn.

2020-21 AT REND LAKE COLLEGE: Named a honorable mention NJCAA All-American ... Started all 18 games, recording 19.6 points, 9.7 rebounds and 1.4 assists per game ... Her team-high 19.6 points per game ranked 11th in the NJCAA.

2019-20 AT REND LAKE COLLEGE: Appeared in 26 games with 18 starts ... Averaged 15 points, 10.2 rebounds and 1.6 assists per game ... Minutes increased from 25.9 to 29.1 in conference games ... Recorded a collegiate career-high 44 points on 17-25 from the field at Kaskaskia College.

HIGH SCHOOL/PREP: 1,000-point scorer at Seneca High School, where she was coached by her mother Latasha Peterson ... Totaled 60 points on 25-33 from the field and 21 rebounds in win over Portland Christian ... Named All-Conference and All-Region in her junior season.

PERSONAL: Mother, Latasha, played for Kentucky ... Her brothers, Brandon played four seasons for William Penn College before signing in Australia and Barrye competed in track and field for two seasons at Campbellsville University ... Majoring in criminal justice.

Opponent	Date	GS	MIN	Total		3-Pointers		Free throws		Rebounds				PF	A	TO	BLK	STL	PTS	AVG
				FG-FGA	PCT	3FG-3FGA	PCT	FT-FTA	PCT	OFF	DEF	TOT	AVG							
at Louisville	11/07/2022		12:22	1-4	.250	1-3	.333	0-0	.000	0	2	2	2.0	2	0	1	0	0	3	3.0
Tennessee Tech	11/10/2022		17:09	2-4	.500	2-3	.667	0-0	.000	3	3	6	4.0	1	2	1	0	1	6	4.5
Radford	11/13/2022		12:34	0-2	.000	0-2	.000	1-2	.500	1	0	1	3.0	0	0	0	0	0	1	3.3
Toledo	11/16/2022		04:33	0-0	.000	0-0	.000	0-0	.000	1	0	1	2.5	0	0	0	0	0	0	2.5
at Lindenwood	11/21/2022		09:44	1-3	.333	1-2	.500	0-0	.000	0	1	1	2.2	1	0	0	0	0	3	2.6
Totals		0	56:22	4-13	.308	4-10	.400	1-2	.500	5	6	11	2.2	4	2	2	0	1	13	2.6

				Field Goals		3-Point		F-Throws		Rebounds									Scoring	
SEASON	TEAM	GP-GS	MIN/AVG	FG-FGA	FG%	3FG-3FGA	3FG%	FT-FTA	FT%	OFF	DEF	TOT	AVG	PF-FO	A	TO	BLK	STL	PTS	AVG
2022-23	UC	5-0	56/11.3	4-13	.308	4-10	.400	1-2	.500	5	6	11	2.2	4-0	2	2	0	1	13	2.6
TOTAL		5-0	56/11.3	4-13	.308	4-10	.400	1-2	.500	5	6	11	2.2	4-0	2	2	0	1	13	2.6

MISCELLANEOUS STATS

	SEASON	CAREER
Double-Double.....		
10+ Plus Points.....		
20+ Plus Points.....		
5+ Rebounds.....	1	1
5+ Assists.....		
10+ Rebounds.....		
10+ Assists.....		
2+ Blocks.....		
2+ Steals.....		
Led Team in Points.....		
Led Team in Rebounds.....		
Led Team in Assists.....		
Led Team in Blocks.....		
Led Team in Steals.....		

TROTTER'S HIGHS

POINTS

Season.....	6 vs. Tennessee Tech, 11/10/22
Conference.....	
Career.....	6 vs. Tennessee Tech, 11/10/22

REBOUNDS

Season.....	6 vs. Tennessee Tech, 11/10/22
Conference.....	
Career.....	6 vs. Tennessee Tech, 11/10/22

FG MADE

Season.....	2 vs. Tennessee Tech, 11/10/22
Conference.....	
Career.....	2 vs. Tennessee Tech, 11/10/22

FG ATTEMPTED

Season.....	4 vs. Tennessee Tech, 11/10/22; at Louisville, 11/7/22
Conference.....	
Career.....	4 vs. Tennessee Tech, 11/10/22; at Louisville, 11/7/22

THREE POINT FG MADE

Season.....	2 vs. Tennessee Tech, 11/10/22
Conference.....	
Career.....	2 vs. Tennessee Tech, 11/10/22

THREE POINT FG ATTEMPTED

Season.....	3 vs. Tennessee Tech, 11/10/22; at Louisville, 11/7/22
Conference.....	
Career.....	3 vs. Tennessee Tech, 11/10/22; at Louisville, 11/7/22

FT MADE

Season.....	1 vs. Radford, 11/13/22
Conference.....	
Career.....	1 vs. Radford, 11/13/22

FT ATTEMPTED

Season.....	2 vs. Radford, 11/13/22
Conference.....	
Career.....	2 vs. Radford, 11/13/22

ASSISTS

Season.....	2 vs. Tennessee Tech, 11/10/22
Conference.....	
Career.....	2 vs. Tennessee Tech, 11/10/22

BLOCKS

Season.....	
Conference.....	
Career.....	

STEALS

Season.....	1 vs. Tennessee Tech, 11/10/22
Conference.....	
Career.....	1 vs. Tennessee Tech, 11/10/22

MINUTES

Season.....	17 vs. Tennessee Tech, 11/10/22
Conference.....	
Career.....	17 vs. Tennessee Tech, 11/10/22



1 | CAITLYN WILSON

Sr. | G | 5-10 | Cordova, Tenn. | Arlington High School | Chipola Junior College | Twitter: c_will1 | IG: caitlyn.alyce

MIN	PPG	RPG	FG%	3FG%
21.8	7.0	2.1	39.5	40.0

2022-23: Currently posting a 40.0 three-point percentage, connecting on 14-35 from three this season ... Scored eight points and added three rebounds at Lindenwood (11/21) ... Totaled nine points and five rebounds vs. Toledo (11/16) ... Recorded a game-high 15 points on 5-7 from behind the arc in 26 minutes vs. Radford (11/13) ... Scored six points on 2-3 from behind the arc vs. Tennessee Tech (11/10) ... Added five points and an assist at Louisville (11/7) ... Three three-point field goals made shy of entering top-10 in program history (currently at 121, 124 - 10th).

2021-22: Played in 28 games with 21 starts, averaging 7.9 points, 2.3 rebounds and 1.0 assists in 23.3 minutes ... Ranked second in the AAC with 2.1 three-point field goals per game and third in total three-point field goals made at 58 ... Posted a season-high 17 points against UCF (1/22) on 5-11 from behind the arc ... Recorded a career-high six rebounds with six points at Tulane (2/13) ... Led the team in points in six games, including four of the first six conference contests.

2020-21: Played in 20 games with 11 starts, averaging 9.6 points, 1.3 rebounds and 0.8 assists in 23.3 minutes ... Scored in double figures 10 times with four 20-plus point contests ... Increased her averages to 14.9 points, 1.6 steals and 3.9 three-point field goals made per game after moving into the starting lineup over the final 11 games of the season ... Ranked first in the AAC with 2.55 three-point field goals per game, first with 51 three-point field goals made, second with a 32.3 three-point field goal percentage, second with 158 three-point field goals attempted, and 26th with 9.6 points per game ... Tallied a career-high 23 points on 8-of-13 shooting from the field and 5-of-10 behind the arc against Temple (2/3).

2019-20 AT CHIPOLA JUNIOR COLLEGE: Ranked as the No. 5 JUCO player in the Class of 2021 according to All-Star Girls Report ... Started 18 of 27 games played, averaging 13.6 points, 3.2 rebounds, 2.0 steals and 0.9 assists while also averaging 3.4 three-point field goals made per game ... Converted on 37.5 percent from the floor, including 35.0 percent from behind the arc ... Earned All-Panhandle Conference First Team honors ... Scored in double-digits in 17 games, reaching 20 or more points in four times.

Opponent	Date	GS	MIN	Total		3-Pointers		Free throws		Rebounds										
				FG-FGA	PCT	3FG-3FGA	PCT	FT-FTA	PCT	OFF	DEF	TOT	AVG	PF	A	TO	BLK	STL	PTS	AVG
at Louisville	11/07/2022		11:56	1-3	.333	1-3	.333	2-3	.667	0	0	0	0.0	2	1	1	0	0	5	5.0
Tennessee Tech	11/10/2022		16:37	2-3	.667	2-3	.667	0-0	.000	0	0	0	0.0	0	0	0	1	6	5.5	
Radford	11/13/2022	*	26:28	5-7	.714	5-7	.714	0-0	.000	0	3	3	1.0	0	0	2	1	1	15	8.7
Toledo	11/16/2022	*	35:38	3-10	.300	2-8	.250	1-2	.500	1	4	5	2.0	1	1	1	0	1	9	8.8
at Lindenwood	11/21/2022	*	29:01	2-9	.222	2-8	.250	2-2	1.000	1	2	3	2.2	3	0	3	0	2	8	8.6
vs UT Arlington	11/25/2022		13:23	1-2	.500	1-2	.500	0-0	.000	0	1	1	2.0	0	1	2	0	0	3	7.7
vs Charlotte	11/26/2022		19:38	1-4	.250	1-4	.250	0-0	.000	1	2	3	2.1	0	2	0	0	0	3	7.0
Totals		3	152:41	15-38	.395	14-35	.400	5-7	.714	3	12	15	2.1	6	5	9	1	5	49	7.0

			Field Goals		3-Point		F-Throws		Rebounds				Scoring						
SEASON TEAM	GP-GS	MIN/AVG	FG-FGA	FG%	3FG-3FGA	3FG%	FT-FTA	FT%	OFF	DEF	TOT	AVG	PF-FO	A	TO	BLK	STL	PTS	AVG
2020-21 UC	20-11	466/23.3	60-177	.339	51-158	.323	21-28	.750	3	23	26	1.3	40-0	16	35	3	20	192	9.6
2021-22 UC	28-21	677/24.2	72-238	.303	58-188	.309	18-21	.857	15	48	63	2.3	46-1	27	24	6	18	220	7.9
2022-23 UC	7-3	153/21.8	15-38	.395	14-35	.400	5-7	.714	3	12	15	2.1	6-0	5	9	1	5	49	7.0
TOTAL	55-35	1296/23.6	147-453	.325	123-381	.323	44-56	.786	21	83	104	1.9	92-1	48	68	10	43	461	8.4

MISCELLANEOUS STATS

	SEASON	CAREER
Double-Double.....	1	19
10+ Plus Points.....	1	4
20+ Plus Points.....	1	4
5+ Rebounds.....	1	4
5+ Assists.....	1	2
2+ Blocks.....	1	9
2+ Steals.....	1	9
10+ Rebounds.....	1	2
10+ Assists.....	1	1
Led Team in Points.....	1	9
Led Team in Rebounds.....	1	2
Led Team in Assists.....	1	1
Led Team in Blocks.....	1	1
Led Team in Steals.....	1	8

WILSON'S HIGHS

POINTS

Season.....	15 vs. Radford, 11/13/22
Conference.....	23 vs. Temple, 2/3/21
Career.....	23 vs. Temple, 2/3/21

REBOUNDS

Season.....	5 vs. Toledo, 11/16/22
Conference.....	6 at Tulane, 2/13/22
Career.....	6 at Tulane, 2/13/22

FG MADE

Season.....	5 vs. Radford, 11/13/22
Conference.....	8 vs. Temple, 2/3/21
Career.....	8 vs. Temple, 2/3/21

FG ATTEMPTED

Season.....	10 vs. Toledo, 11/16/22
Conference.....	20 at Tulane, 2/7/21
Career.....	20 at Tulane, 2/7/21

THREE POINT FG MADE

Season.....	5 vs. Radford, 11/13/22
Conference.....	6 at Memphis, 2/10/22; at Tulane, 2/7/22
Career.....	6 at Memphis, 2/10/22; at Tulane, 2/7/22

THREE POINT FG ATTEMPTED

Season.....	8 at Lindenwood, 11/21/22; vs. Toledo, 11/16/22
Conference.....	17 at Tulane, 2/7/22
Career.....	17 at Tulane, 2/7/22

FT MADE

Season.....	2 at Lindenwood, 11/21/22; at Louisville, 11/7/22
Conference.....	6 at South Florida, 2/17/22; vs. Temple, 2/3/21
Career.....	6 at South Florida, 2/17/22; vs. Temple, 2/3/21

FT ATTEMPTED

Season.....	3 at Louisville, 11/7/22
Conference.....	6 at South Florida, 2/17/22; vs. Temple, 2/3/21
Career.....	6 at South Florida, 2/17/22; vs. Temple, 2/3/21

ASSISTS

Season.....	2 vs. Charlotte, 11/26/22
Conference.....	4 at Memphis, 2/2/22
Career.....	4 at Memphis, 2/2/22

BLOCKS

Season.....	1 vs. Radford, 11/13/22
Conference.....	2 at East Carolina, 1/16/22; vs. South Florida, 1/5/22
Career.....	2 at East Carolina, 1/16/22; vs. South Florida, 1/5/22

STEALS

Season.....	2 at Lindenwood, 11/21/22
Conference.....	4 vs. UCF, 3/9/22; vs. Memphis, 3/8/22
Career.....	4 vs. UCF, 3/9/22; vs. Memphis, 3/8/22

MINUTES

Season.....	35 vs. Toledo, 11/16/22
Conference.....	38 vs. UCF, 3/9/22
Career.....	38 vs. UCF, 3/9/22



3 | JADA SCOTT

Sr. | G | 6-1 | Townsend, Ga. | Frederica Academy | Twitter: jadascott03 | IG: jadascott03

MIN	PPG	RPG	APG	FG%
17.9	3.7	2.7	0.7	52.2

2022-23: Started the last four games ... Added seven points and two rebounds vs. UT Arlington (11/25) ... Posted three points, two rebounds and two assists at Lindenwood (11/21) ... Totaled six points, four rebounds and two assists in 30 minutes vs. Toledo (11/16) ... Tied a career-high eight points on 4-7 from the field, adding seven rebounds and a career-high three steals in 13 minutes off the bench vs. Radford (11/13) ... Jada and Jadyn Scott are one of 15 sets of twins on a Division One Women's Basketball roster.

2021-22: Played in 24 games with three starts, averaging 1.4 points, 1.4 rebounds and 0.4 assists in 8.5 minutes ... Posted a season-high six points against UCF (2/26) ... Totaled two points and a season-best three rebounds at South Florida (2/16) ... Handed out a season-high three assists, in addition to four points and two rebounds against Xavier (12/12).

2020-21: Played in 21 games with nine starts, averaging 2.6 points, 2.7 rebounds and 1.0 assists in 19.6 minutes ... Tied a career-high eight points on 3-of-4 from the field against Tulsa (1/6) ... Neared a double-double with seven points and a career-high 11 rebounds at East Carolina (2/24) ... Handed out a career-high four assists to go with six points and two rebounds at Memphis (2/10).

2019-20: Played in 18 games with one start, averaging 1.2 points and 0.8 rebounds in 5.9 minutes ... Scored a career-high eight points with two assists in 15 minutes off the bench against Pittsburgh (12/21) ... Had five points, including her first collegiate three-pointer, in four minutes against UConn (2/26) ... Pulled down three rebounds in seven minutes against Alabama A&M (12/17) ... Swiped two steals at Memphis (1/8).

HIGH SCHOOL/PREP: Ranked as the 39th-best wing by ESPN ... Brunswick News Coastal Georgia All-Area Second Team ... Earned Georgia Independent School Association (GISA) 3A All-State and All-Region accolades at Frederica Academy.

PERSONAL: Sister, Jadyn, also plays on the team; brother, Tre, played on the Cincinnati men's basketball team, earning 2020 AAC Defensive Player of the Year honors.

Opponent	Date	GS	MIN	Total		3-Pointers		Free throws		Rebounds				PF	A	TO	BLK	STL	PTS	AVG
				FG-FGA	PCT	3FG-3FGA	PCT	FT-FTA	PCT	OFF	DEF	TOT	AVG							
at Louisville	11/07/2022		15:44	0-1	.000	0-0	.000	0-0	.000	0	2	2	2.0	2	0	0	0	0	0	0.0
Tennessee Tech	11/10/2022		12:36	0-2	.000	0-0	.000	0-0	.000	0	2	2	2.0	2	0	0	1	0	0	0.0
Radford	11/13/2022		12:54	4-7	.571	0-0	.000	0-0	.000	2	5	7	3.7	1	1	0	0	3	8	2.7
Toledo	11/16/2022	*	29:45	3-6	.500	0-0	.000	0-0	.000	1	3	4	3.8	3	2	0	0	0	6	3.5
at Lindenwood	11/21/2022	*	23:34	1-2	.500	0-0	.000	1-2	.500	0	2	2	3.4	1	2	1	0	1	3	3.4
vs UT Arlington	11/25/2022	*	15:43	3-3	1.000	0-0	.000	1-3	.333	1	1	2	3.2	2	0	1	0	0	7	4.0
vs Charlotte	11/26/2022	*	14:54	1-2	.500	0-0	.000	0-0	.000	0	0	0	2.7	2	0	0	0	0	2	3.7
Totals		4	125:09	12-23	.522	0-0	.000	2-5	.400	4	15	19	2.7	13	5	2	1	4	26	3.7

SEASON TEAM	GP-GS	MIN/AVG	Field Goals		3-Point		F-Throws		Rebounds				Scoring						
			FG-FGA	FG%	3FG-3FGA	3FG%	FT-FTA	FT%	OFF	DEF	TOT	AVG	PF-FO	A	TO	BLK	STL	PTS	AVG
2019-20 UC	18-1	108/6.0	8-22	.364	1-2	.500	4-6	.667	4	10	14	0.8	23-0	8	8	2	3	21	1.2
2020-21 UC	21-9	412/19.6	25-74	.338	0-3	.000	5-7	.714	21	36	57	2.7	52-2	20	39	5	9	55	2.6
2021-22 UC	24-3	207/8.6	16-36	.444	0-3	.000	2-7	.286	9	24	33	1.4	23-0	9	10	1	5	34	1.4
2022-23 UC	7-4	125/17.9	12-23	.522	0-0	.000	2-5	.400	4	15	19	2.7	13-0	5	2	1	4	26	3.7
TOTAL	70-17	853/12.2	61-155	.394	1-8	.125	13-25	.520	38	85	123	1.8	111-2	42	59	9	21	136	1.9

MISCELLANEOUS STATS

	SEASON	CAREER
Double-Double.....		
10+ Plus Points.....		
20+ Plus Points.....		
5+ Rebounds.....	1	4
5+ Assists.....		
10+ Rebounds.....	1	
10+ Assists.....		
2+ Blocks.....	1	1
2+ Steals.....	1	5
Led Team in Points.....		
Led Team in Rebounds.....		
Led Team in Assists.....		
Led Team in Blocks.....		3
Led Team in Steals.....	1	3

SCOTT'S HIGHS

POINTS

Season.....8 vs. Radford, 11/13/22
Conference.....8 vs. Tulsa, 1/6/21
Career.....8 [3x] last vs. Radford, 11/13/22

REBOUNDS

Season.....7 vs. Radford, 11/13/22
Conference.....11 at ECU, 2/24/21
Career.....11 at ECU, 2/24/21

FG MADE

Season.....4 vs. Radford, 11/13/22
Conference.....3 [4x] last at UCF, 2/26/22
Career.....4 vs. Radford, 11/13/22

FG ATTEMPTED

Season.....7 vs. Radford, 11/13/22
Conference.....7 at East Carolina, 2/24/22; at Temple, 1/13/21
Career.....7 [3x] last vs. Radford, 11/13/22

THREE POINT FG MADE

Season.....
Conference.....1 vs. UConn, 2/26/20
Career.....1 vs. UConn, 2/26/20

THREE POINT FG ATTEMPTED

Season.....
Conference.....1 [7x] last at UCF, 2/26/22
Career.....1 [8x] last at UCF, 2/26/22

FT MADE

Season.....1 at Lindenwood, 11/21/22
Conference.....2 vs. UCF, 2/13/21; vs. Tulsa, 1/6/21
Career.....2 [3x] last vs. UCF, 2/13/21

FT ATTEMPTED

Season.....3 vs. UT Arlington, 11/25/22
Conference.....3 vs. UT Arlington, 11/25/22; vs. Tulsa, 1/6/21
Career.....3 vs. UT Arlington, 11/25/22; vs. Tulsa, 1/6/21

ASSISTS

Season.....2 at Lindenwood, 11/21/22; vs. Toledo, 11/16/22
Conference.....4 at Memphis, 2/10/22
Career.....4 at Memphis, 2/10/22

BLOCKS

Season.....1 vs. Tennessee Tech, 11/10/22
Conference.....3 vs. UCF, 3/9/21
Career.....3 vs. UCF, 3/9/21

STEALS

Season.....3 vs. Radford, 11/13/22
Conference.....2 [4x] last at Tulane, 2/13/22
Career.....3 vs. Radford, 11/13/22

MINUTES

Season.....30 vs. Toledo, 11/16/22
Conference.....37 at USF, 2/17/21
Career.....37 at USF, 2/17/21



4 | BRAYLYN MILTON

So. | G | 5-11 | Charlotte, N.C. | Independence High School | BRAY - Lin | Twitter: braylynmilton | IG: braraayyy

MIN	PPG	RPG	APG	3FG%
30.0	8.3	4.7	2.5	50.0

2022-23: Leads the team with a 50.0 three-point field goal percentage (7-14) ... Finished her with second double digit scoring game this season with 10 points and three rebounds vs. Charlotte (11/26) ... Recorded a career-high three steals vs. UT Arlington (11/25) ... Tied a career-high eight rebounds vs. Toledo (11/16) ... Posted six assists and four rebounds vs. Radford (11/13) ... Erupted for a career-high and game-high 28 points and three rebounds, connecting on 9-12 from the field, 5-5 from three-point range, and 5-6 from the line in 33 minutes at Louisville (11/7) ... The 28 points are the most by a Bearcat since Ilmar Thomas had 30 against Memphis on March 8, 2021.

2021-22: Named to the AAC All-Freshman Team ... Played in 28 games with 14 starts, averaging 5.4 points, 2.6 rebounds and 1.3 assists in 28 minutes ... Converted on a team-high 38.2 percent from three ... Totaled a career-high 19 points against Ole Miss (12/5) ... Paired three points with a career-high eight rebounds at Marquette (12/22) ... Dished out a career-high seven assists to go with 12 points and two rebounds vs UCF (1/22) ... Named to the AAC All-Academic Team.

HIGH SCHOOL/PREP: Named one of the top prospects in North Carolina by Phenom Hoop Report and one of the top three players in Charlotte ... Three-time Southwestern 4A All-Conference and All-Tournament selection and three-time North Carolina All-District 9 honoree ... 2020 Charlotte Observer All-Defensive Team award honoree.

Opponent	Date	GS	MIN	Total		3-Pointers		Free throws		Rebounds			PF	A	TO	BLK	STL	PTS	AVG		
				FG-GA	PCT	3FG-3FGA	PCT	FT-FTA	PCT	OFF	DEF	TOT								AVG	
at Louisville	11/07/2022	*	33:21	9-12	.750	5-5	1.000	5-6	.833	0	3	3	3.0	3	0	3	0	1	28	28.0	
Tennessee Tech	11/10/2022	*	24:21	1-9	.111	0-4	.000	1-2	.500	1	4	5	4.0	2	2	0	0	3	15.5		
Radford	11/13/2022	*	31:34	0-6	.000	0-1	.000	1-2	.500	1	2	3	3.7	3	6	4	0	0	1	10.7	
Toledo	11/16/2022	*	30:31	1-3	.333	1-1	1.000	1-2	.500	2	6	8	4.8	5	1	1	0	4	9.0		
vs UT Arlington	11/25/2022	*	31:53	2-9	.222	0-2	.000	0-0	.000	3	3	6	5.0	3	4	6	0	3	4	8.0	
vs Charlotte	11/26/2022	*	28:24	4-7	.571	1-1	1.000	1-2	.500	1	2	3	4.7	0	2	1	0	0	10	8.3	
Totals			6	180:04	17-46	.370	7-14	.500	9-14	.643	8	20	28	4.7	16	15	17	1	4	50	8.3

			Field Goals		3-Point		F-Throws		Rebounds								Scoring		
SEASON TEAM	GP-GS	MIN/AVG	FG-FGA	FG%	3FG-3FGA	3FG%	FT-FTA	FT%	OFF	DEF	TOT	AVG	PF-FO	A	TO	BLK	STL	PTS	AVG
2021-22 UC	28-14	695/24.8	51-153	.333	21-55	.382	29-45	.644	19	54	73	2.6	52-0	37	51	7	16	152	5.4
2022-23 UC	6-6	180/30.0	17-46	.370	7-14	.500	9-14	.643	8	20	28	4.7	16-1	15	17	1	4	50	8.3
TOTAL	34-20	875/25.7	68-199	.342	28-69	.406	38-59	.644	27	74	101	3.0	68-1	52	68	8	20	202	5.9

MISCELLANEOUS STATS

	SEASON	CAREER
Double-Double.....	2	6
10+ Plus Points.....	1	1
20+ Plus Points.....	3	8
5+ Rebounds.....	1	3
5+ Assists.....	1	3
10+ Rebounds.....	1	3
10+ Assists.....	1	3
2+ Blocks.....	1	3
2+ Steals.....	1	3
Led Team in Points.....	1	3
Led Team in Rebounds.....	1	3
Led Team in Assists.....	1	3
Led Team in Blocks.....	1	3
Led Team in Steals.....	1	4

MILTON'S HIGHS

POINTS

Season.....	28 at Louisville, 11/7/22
Conference.....	12 vs. UCF, 1/22/22
Career.....	28 at Louisville, 11/7/22

REBOUNDS

Season.....	8 vs. Toledo, 11/16/22
Conference.....	7 at East Carolina, 1/16/22
Career.....	8 vs. Toledo, 11/16/22; at Marquette, 12/22/21

FG MADE

Season.....	9 at Louisville, 11/7/22
Conference.....	4 vs. Tulsa, 1/29/22; vs. UCF, 1/22/22
Career.....	9 at Louisville, 11/7/22

FG ATTEMPTED

Season.....	12 at Louisville, 11/7/22
Conference.....	9 at Memphis, 2/2/22
Career.....	12 at Louisville, 11/7/22; vs. Ole Miss, 12/5/21

THREE POINT FG MADE

Season.....	5 at Louisville, 11/7/22
Conference.....	3 vs. Tulsa, 1/29/22
Career.....	5 at Louisville, 11/7/22

THREE POINT FG ATTEMPTED

Season.....	5 at Louisville, 11/7/22
Conference.....	5 vs. Tulsa, 1/29/22
Career.....	6 at Memphis, 2/2/22

FT MADE

Season.....	5 at Louisville, 11/7/22
Conference.....	4 vs. Houston, 3/7/22
Career.....	7 vs. Ole Miss, 12/5/21

FT ATTEMPTED

Season.....	6 at Louisville, 11/7/22
Conference.....	4 vs. Houston, 3/7/22
Career.....	8 vs. Ole Miss, 12/5/21

ASSISTS

Season.....	6 vs. Radford, 11/13/22
Conference.....	7 vs. UCF, 1/22/22
Career.....	7 vs. UCF, 1/22/22

BLOCKS

Season.....	1 vs. Toledo, 11/16/22
Conference.....	2 at Memphis, 2/2/22
Career.....	2 at Memphis, 2/2/22

STEALS

Season.....	3 vs. UT Arlington, 11/25/22
Conference.....	2 (3x) last vs. East Carolina, 2/19/22
Career.....	3 vs. UT Arlington, 11/25/22

MINUTES

Season.....	33 at Louisville, 11/7/22
Conference.....	38 at Temple, 1/26/22
Career.....	41 vs. NC A&T, 12/19/21

5 | LOJAIN ELFATAIRY

So. | G | 5-4 | Giza, Egypt | Smart Village School | Lou - Jine (Rhymes with Rhine) Elf - AH - Tar - EE | Twitter: LogiSamy | IG: logisamyy



2022-23: Provided a spark off the bench against Tennessee Tech (11/10) and Toledo (11/16) ... One of two international players (Giza, Egypt) on the roster.

2021-22: Played in 14 games without a start, averaging 0.5 points, 0.5 rebounds, and 0.6 assists... Posted a career-high three points against SMU (2/9) ... Totaled a career-high two rebounds at Chattanooga (12/25) ... Named to the AAC All-Academic Team.

HIGH SCHOOL/PREP: Played at Smart Village School ... Competed for the Egyptian U16 National Team ... Honored with the best three-point shooter award at the African U16 Championship.

Opponent	Date	GS	MIN	Total		3-Pointers		Free throws		Rebounds				PF	A	TO	BLK	STL	PTS	AVG
				FG-FGA	PCT	3FG-3FGA	PCT	FT-FTA	PCT	OFF	DEF	TOT	AVG							
Tennessee Tech	11/10/2022		01:21	0-1	.000	0-1	.000	0-0	.000	0	0	0	0.0	0	0	0	0	0	0	0.0
Toledo	11/16/2022		02:25	0-0	.000	0-0	.000	0-0	.000	0	0	0	0.0	0	0	1	0	0	0	0.0
Totals		0	03:46	0-1	.000	0-1	.000	0-0	.000	0	0	0	0.0	0	0	1	0	0	0	0.0

SEASON TEAM	GP-GS	MIN/AVG	Field Goals		3-Point		F-Throws		Rebounds				PF-FO	A	TO	BLK	STL	Scoring	
			FG-FGA	FG%	3FG-3FGA	3FG%	FT-FTA	FT%	OFF	DEF	TOT	AVG						PTS	AVG
2021-22 UC	14-0	74/5.3	1-14	.071	1-11	.091	4-6	.667	0	7	7	0.5	7-0	8	7	0	1	7	0.5
2022-23 UC	2-0	4/1.9	0-1	.000	0-1	.000	0-0	.000	0	0	0	0.0	0-0	0	1	0	0	0	0.0
TOTAL	16-0	78/4.9	1-15	.067	1-12	.083	4-6	.667	0	7	7	0.4	7-0	8	8	0	1	7	0.4

MISCELLANEOUS STATS

	SEASON	CAREER
Double-Double.....		
10+ Plus Points.....		
20+ Plus Points.....		
5+ Rebounds.....		
5+ Assists.....		
10+ Rebounds.....		
10+ Assists.....		
2+ Blocks.....		
2+ Steals.....		
Led Team in Points.....		
Led Team in Rebounds.....		
Led Team in Assists.....		
Led Team in Blocks.....		
Led Team in Steals.....		1

ELFATAIRY'S HIGHS

POINTS

Season.....	
Conference.....	3 vs. SMU, 2/9/22
Career.....	3 vs. SMU, 2/9/22

REBOUNDS

Season.....	
Conference.....	1 vs. Tulsa, 1/29/22; vs. Temple, 1/8/22
Career.....	2 at UTC, 12/15/21

FG MADE

Season.....	
Conference.....	1 vs. SMU, 2/9/22
Career.....	1 vs. SMU, 2/9/22

FG ATTEMPTED

Season.....	1 vs. Tennessee Tech, 11/10/22
Conference.....	2 vs. SMU, 2/9/22
Career.....	4 at Ohio State, 11/27/21

THREE POINT FG MADE

Season.....	
Conference.....	1 vs. SMU, 2/9/22
Career.....	1 vs. SMU, 2/9/22

THREE POINT FG ATTEMPTED

Season.....	1 vs. Tennessee Tech, 11/10/22
Conference.....	1 vs. SMU, 2/9/22
Career.....	3 at Ohio State, 11/27/21

FT MADE

Season.....	
Conference.....	2 at UCF, 2/26/22
Career.....	2 at UCF, 2/26/22; at Xavier, 12/12/21

FT ATTEMPTED

Season.....	
Conference.....	2 at UCF, 2/26/22
Career.....	2 (3x) last at UCF, 2/26/22

ASSISTS

Season.....	
Conference.....	1 (3x) last vs. Houston, 3/7/22
Career.....	2 at Xavier, 12/12/21; vs. Central Michigan, 12/1/21

BLOCKS

Season.....	
Conference.....	
Career.....	

STEALS

Season.....	
Conference.....	
Career.....	1 vs. Central Michigan, 12/1/21

MINUTES

Season.....	2 vs. Toledo, 11/16/22
Conference.....	8 vs. SMU, 2/9/22
Career.....	12 vs. Central Michigan, 12/1/21



10 | JADYN SCOTT

Sr. | F | 6-2 | Townsend, Ga. | Frederica Academy | JAY - Din | Twitter: jadynscott10 | IG: jadynscott10

MIN	PPG	RPG	FG%	FT%
15.5	3.0	2.6	38.1	62.5

2022-23: Started six of the first seven games ... Turned in a season-high eight points, seven of which came in the first half, and five rebounds in 26 minutes at Lindenwood (11/21) ... Jadyn and Jada Scott are one of 15 sets of twins on a Division One Women's Basketball roster ... One of three team captains (Mya Jackson, Jillian Hayes).

2021-22: Played in 27 games with 12 starts, averaging 4.4 points, 2.7 rebounds and 0.7 assists in 14.9 minutes ... Shot 37.4 percent (44 of 89) from the floor ... Scored in double figures twice... Posted a career-high 13 points on 3-of-7 from the field with four rebounds and three assists at Houston (1/19) ... Totaled a career-high nine rebounds against Ohio (11/6) ... Named to the AAC All-Academic Team.

2020-21: Played in 23 games with five starts, averaging 3.7 points, 2.8 rebounds and 1.0 assists in 18.9 minutes ... Converted on .446 percent from the floor ... Scored in double figures in three games ... Notched 11 points on 5-of-7 from the field with three assists vs. East Carolina (12/20) ... Posted 11 points on 4-of-7 from the field with three rebounds and two assists vs. Houston (2/20) ... Tallied 10 points with a season-high seven rebounds vs. Tulane (1/9) ... Totaled three or more rebounds in 12 games ... Named to the AAC All-Academic Team.

2019-20: Played in 23 games as a reserve, averaging 1.5 points and 1.2 rebounds in 7.7 minutes ... Scored a season-high six points with two rebounds in 14 minutes against Xavier (12/14) ... Posted five points with a block and a steal in seven minutes against UConn (2/26) ... Pulled down a season-best six rebounds with two blocks and two assists in 16 minutes against Alabama A&M (12/17) ... Named to the AAC All-Academic Team.

HIGH SCHOOL/PREP: Ranked as the 33rd-best wing prospect by ESPN and 248th nationally by All-Star Girls Report ... GISA 2-3A All-Region selection.

PERSONAL: Sister, Jada, also plays on the team; brother, Tre, played on the Cincinnati men's basketball team, earning 2020 AAC Defensive Player of the Year honors.

Opponent	Date	GS	MIN	Total		3-Pointers		Free throws		Rebounds								PTS	AVG	
				FG-FGA	PCT	3FG-3FGA	PCT	FT-FTA	PCT	OFF	DEF	TOT	AVG	PF	A	TO	BLK			STL
at Louisville	11/07/2022	*	22:28	1-4	.250	0-0	.000	0-0	.000	1	2	3	3.0	1	0	0	0	2	2.0	
Tennessee Tech	11/10/2022	*	12:16	2-3	.667	0-0	.000	0-0	.000	1	1	2	2.5	2	0	1	1	0	4	3.0
Radford	11/13/2022	*	12:32	0-3	.000	0-0	.000	0-0	.000	1	3	4	3.0	3	0	1	0	1	0	2.0
Toledo	11/16/2022	*	11:42	1-1	1.000	0-0	.000	1-2	.500	0	2	2	2.8	5	1	1	0	2	3	2.3
at Lindenwood	11/21/2022	*	26:16	2-6	.333	0-0	.000	4-6	.667	3	2	5	3.2	1	0	1	0	0	8	3.4
vs UT Arlington	11/25/2022	*	10:05	1-1	1.000	0-0	.000	0-0	.000	0	0	0	2.7	4	0	1	0	0	2	3.2
vs Charlotte	11/26/2022	*	13:26	1-3	.333	0-0	.000	0-0	.000	1	1	2	2.6	0	0	0	0	0	2	3.0
Totals		6	108:45	8-21	.381	0-0	.000	5-8	.625	7	11	18	2.6	16	1	5	1	3	21	3.0

			Field Goals		3-Point		F-Throws		Rebounds								Scoring				
SEASON TEAM	GP-GS	MIN/AVG	FG-FGA	FG%	3FG-3FGA	3FG%	FT-FTA	FT%	OFF	DEF	TOT	AVG	PF-FO	A	TO	BLK	STL	PTS	AVG		
2019-20	UC	23-0	176/7.6		15-40	.375	0-0	.000	5-7	.714	10	17	27	1.2	29-0	3	14	8	4	35	1.5
2020-21	UC	23-5	435/18.9		33-74	.446	0-0	.000	19-29	.655	31	33	64	2.8	41-0	23	31	12	15	85	3.7
2021-22	UC	27-12	401/14.9		44-89	.494	0-0	.000	32-40	.800	31	41	72	2.7	46-0	19	21	15	8	120	4.4
2022-23	UC	7-6	109/15.5		8-21	.381	0-0	.000	5-8	.625	7	11	18	2.6	16-1	1	5	1	3	21	3.0
TOTAL			80-23	1121/14.0	100-224	.446	0-0	.000	61-84	.726	79	102	181	2.3	132-1	46	71	36	30	261	3.3

MISCELLANEOUS STATS

	SEASON	CAREER
Double-Double.....		
10+ Plus Points.....		5
20+ Plus Points.....		
5+ Rebounds.....	1	8
5+ Assists.....		
10+ Rebounds.....		
10+ Assists.....		
2+ Blocks.....		8
2+ Steals.....	1	8
Led Team in Points.....		
Led Team in Rebounds.....		1
Led Team in Assists.....		
Led Team in Blocks.....		12
Led Team in Steals.....	1	7

SCOTT'S HIGHS

POINTS

Season.....	8 at Lindenwood, 11/21/22
Conference.....	13 at Houston, 1/19/22
Career.....	13 at Houston, 1/19/22

REBOUNDS

Season.....	5 at Lindenwood, 11/21/22
Conference.....	7 vs. Tulane, 1/9/20
Career.....	9 vs. Ohio, 11/16/21

FG MADE

Season.....	2 at Lindenwood, 11/21/22; vs. Tennessee Tech, 11/10/22
Conference.....	5 vs. East Carolina, 12/20/20
Career.....	5 vs. East Carolina, 12/20/20

FG ATTEMPTED

Season.....	6 at Lindenwood, 11/21/22
Conference.....	7 (3x) last at Houston, 1/19/22
Career.....	7 (4x) last at Houston, 1/19/22

THREE POINT FG MADE

Season.....	
Conference.....	
Career.....	

THREE POINT FG ATTEMPTED

Season.....	
Conference.....	
Career.....	

FT MADE

Season.....	4 at Lindenwood, 11/21/22
Conference.....	7 at Houston, 1/19/22
Career.....	7 at Houston, 1/19/22

FT ATTEMPTED

Season.....	6 at Lindenwood, 11/21/22
Conference.....	8 at Houston, 1/19/22
Career.....	8 at Houston, 1/19/22

ASSISTS

Season.....	1 vs. Toledo, 11/16/22
Conference.....	3 (4x) last at Houston, 1/19/22
Career.....	4 at Utah, 11/19/21

BLOCKS

Season.....	1 vs. Tennessee Tech, 11/10/22
Conference.....	3 at South Florida, 2/16/22; at Memphis, 2/2/22
Career.....	3 at South Florida, 2/16/22; at Memphis, 2/2/22

STEALS

Season.....	2 vs. Toledo, 11/16/22
Conference.....	2 (6x) last at South Florida, 2/16/22
Career.....	2 (8x) last vs. Toledo, 11/16/22

MINUTES

Season.....	26 at Lindenwood, 11/21/22
Conference.....	37 vs. East Carolina, 12/20/20
Career.....	37 vs. East Carolina, 12/20/20



11 | TAZIAH JENKS

R-So. | F | 6-0 | Louisville, Ky. | Mercy Academy | West Virginia | Tuh - ZYE - Uh (Rhymes with Rye) | Twitter: TaziahJ | IG: taziah.jenks

MIN	PPG	RPG	APG	FG%
8.0	0.7	1.0	0.7	25.0

2022-23: After missing the last four games with injury, Jenks saw action off the bench vs. UT Arlington (11/25) and Charlotte (11/26)... Recorded two points, three rebounds and two blocks vs. Charlotte (11/26) ... Started the season-opener at Louisville (11/7) after battling back from a torn ACL suffered last season against Ohio State (11/27) ... One of six players from within a 100-mile radius (Louisville, Ky.) on the roster.

2021-22: Played in six games with two starts, averaging 7.5 points, 3.2 rebounds, and 1.3 assists ... Posted a season-high 14 points on 6-10 from the field at Utah (11/19) ... Recorded a career-high six rebounds against Alabama A&M (11/10) ... Scored double digit points in three games before missing the rest of the season with injury ... Named to the AAC All-Academic Team.

2020-21 AT WEST VIRGINIA: Played in seven games, recording 1.4 points, 0.4 rebounds and 0.2 assists per game... Totaled a season-high seven points, two rebounds and an assist in nine minutes in the Big 12 Championship against Baylor.

HIGH SCHOOL/PREP: Four-star recruit coming out of high school at Mercy Academy.... Ranked as the 29th-best wing by ESPN and 123rd nationally, 27th-best shooting guard by Collegiate Girls Basketball Report.

Opponent	Date	GS	MIN	Total		3-Pointers		Free throws		Rebounds				PF	A	TO	BLK	STL	PTS	AVG
				FG-FGA	PCT	3FG-3FGA	PCT	FT-FTA	PCT	OFF	DEF	TOT	AVG							
at Louisville	11/07/2022	*	12:55	0-2	.000	0-0	.000	0-0	.000	0	0	0	0.0	0	0	1	0	0	0.0	
vs UT Arlington	11/25/2022		01:40	0-0	.000	0-0	.000	0-0	.000	0	0	0	0.0	2	0	1	0	0	0.0	
vs Charlotte	11/26/2022		09:29	1-2	.500	0-0	.000	0-0	.000	1	2	3	1.0	1	0	1	2	0	0.7	
Totals		1	24:04	1-4	.250	0-0	.000	0-0	.000	1	2	3	1.0	3	0	3	2	0	0.7	

		Field Goals					3-Point		F-Throws		Rebounds							Scoring		
SEASON	TEAM	GP-GS	MIN/AVG	FG-FGA	FG%	3FG-3FGA	3FG%	FT-FTA	FT%	OFF	DEF	TOT	AVG	PF-FO	A	TO	BLK	STL	PTS	AVG
2020-21	WVU	8-0	25/3.1	4-8	.500	0-0	.000	1-2	.500	1	1	2	0.3	1-0	1	1	0	0	9	1.1
2021-22	UC	6-2	115/19.2	17-44	.386	3-9	.333	8-15	.533	12	7	19	3.2	10-0	8	12	3	4	45	7.5
2022-23	UC	3-1	24/8.0	1-4	.250	0-0	.000	0-0	.000	1	2	3	1.0	3-0	0	3	2	0	2	0.7
TOTAL FOR UC		9-3	139/15.5	18-48	.375	3-9	.333	8-15	.533	13	9	22	2.4	13-0	8	15	5	4	47	5.2
TOTAL		17-3	164/9.6	22-56	.393	3-9	.333	9-17	.529	14	10	24	1.4	14-0	9	16	5	4	56	3.3

MISCELLANEOUS STATS

	SEASON	CAREER
Double-Double.....		
10+ Plus Points.....		3
20+ Plus Points.....		
5+ Rebounds.....		3
5+ Assists.....		
10+ Rebounds.....		
10+ Assists.....		
2+ Blocks.....	1	1
2+ Steals.....	1	1
Led Team in Points.....	1	
Led Team in Rebounds.....	1	
Led Team in Assists.....		
Led Team in Blocks.....	1	2
Led Team in Steals.....		
*At West Virginia (Big 12)		

JENKS' HIGHS

POINTS

Season.....	2 vs. Charlotte, 11/26/22
Conference.....	7 at Baylor, 3/8/21*
Career.....	14 at Utah, 11/19/21

REBOUNDS

Season.....	3 vs. Charlotte, 11/26/22
Conference.....	2 at Baylor, 3/8/21*
Career.....	6 vs. AAMU, 11/10/21

FG MADE

Season.....	1 vs. Charlotte, 11/26/22
Conference.....	3 at Baylor, 3/8/21*
Career.....	6 at Utah, 11/19/21

FG ATTEMPTED

Season.....	2 vs. Charlotte, 11/26/22; at Louisville, 11/7/22
Conference.....	4 at Baylor, 3/8/21*
Career.....	12 vs. Bellarmine, 11/12/21

THREE POINT FG MADE

Season.....	
Conference.....	
Career.....	1 [3x] last vs. WCU, 11/23/21

THREE POINT FG ATTEMPTED

Season.....	
Conference.....	
Career.....	3 vs. Bellarmine, 11/12/21

FT MADE

Season.....	
Conference.....	1 at Baylor, 3/8/21*
Career.....	5 vs. Alabama A&M, 11/10/21

FT ATTEMPTED

Season.....	
Conference.....	2 at Baylor, 3/8/21*
Career.....	9 vs. Alabama A&M, 11/10/21

ASSISTS

Season.....	
Conference.....	1 at Baylor, 3/8/21*
Career.....	3 vs. Bellarmine, 11/12/21

BLOCKS

Season.....	2 vs. Charlotte, 11/26/22
Conference.....	
Career.....	2 vs. Charlotte, 11/26/22

STEALS

Season.....	
Conference.....	
Career.....	3 vs. Bellarmine, 11/12/21

MINUTES

Season.....	13 at Louisville, 11/7/22
Conference.....	9 at Baylor, 3/8/21*
Career.....	29 vs. Bellarmine, 11/12/21
*At West Virginia (Big 12)	

20 | JILLIAN HAYES

Jr. | G | 6-1 | Cincinnati, Ohio | Loveland High School | Twitter: jillianhayess | IG: jillianhayes



MIN	PPG	RPG	APG	FG%
28.7	14.3	8.7	1.9	41.8

2022-23: Named to AAC Weekly Honor Roll on Nov. 28 ... Scored in double-figures in six straight contests ... Turned in 12 points, seven rebounds and a team-high five assists vs. Charlotte (11/26) ... Recorded her third double-double in four games with 16 points and a career-high 14 rebounds vs. UT Arlington (11/25) ... Led the team with 18 points and 10 rebounds at Lindenwood (11/21) ... Finished with 21 points, team-high eight rebounds and two blocks vs. Toledo (11/16) ... Filled the stat sheet with 11 points and 10 rebounds, in addition to three assists, three blocks and two steals vs. Radford (11/13) ... Recorded a game-high 19 points, 15 of which came in the first half, in addition to nine rebounds and three assists vs. Tennessee Tech (11/10) ... Named to the American Preseason All-Conference Second Team ... One of two players from Cincinnati (Clarissa Craig) and one of six from within a 100-mile radius (Cincinnati, Ohio) on the roster ... One of three team captains [Mya Jackson, Jady Scott].

2021-22: Started all 28 games, averaging 11.5 points, 6.8 rebounds, 2.8 assists, 2.2 steals and 1.3 blocks in 31.2 minutes... Led the team in total points (321), rebounds (190), steals (62) and blocks (36) ... Ranked 10th in defensive rebounds (5.0), 13th in minutes played (31.3) and 16th in points (11.5) and assists (2.8) per game in the AAC ... Averages increased to 12.1 points and 7.0 rebounds per game in AAC play, which ranked second and first among conference sophomores, respectively ... Finished in double figures in 16 games, including 10 conference contests ... Totaled all three of her career double-doubles occurred against Wichita State (1/13) and back-to-back against Temple (1/26) and Tulsa (1/29) ... Posted a career-high 23 points on 9-of-15 shooting with five rebounds against Central Mich. (12/01) ... Tied a career-high 11 rebounds, in addition to 14 points and five assists vs Tulsa (1/29) ... Notched 11 points and a season-high seven steals at Marquette (12/22) ... Named to the AAC All-Academic Team.

2020-21: Named to AAC All-Freshman Team ... Played in 24 games with 20 starts, averaging 7.6 points, 5.3 rebounds, 2.7 assists, 1.4 steals and 1.1 blocks in 32.2 minutes ... Led the team with 34 steals and ranked third with 5.6 rebounds and fourth with 7.6 points per game ... Ranked first among conference freshman in blocks (1.1), second in defensive rebounds (4.4), third in minutes played (32.3) and assists per game (2.7) ... Scored a season-high 20 points on 9-of-16 shooting with four rebounds at Temple (1/13) ... Pulled down a season-high nine rebounds to go with eight points and three steals against Tulsa (1/6) ... Neared a triple-double with seven points, seven rebounds and eight assists vs. Temple (2/3) ... Dished a career-high nine assists vs. UCF (2/13) ... Named to the AAC All-Academic Team.

HIGH SCHOOL/PREP: Ranked 116th nationally in the 2020 class by Collegiate Girls Basketball Report ... Four-star recruit by Prospects Nation ... Averaged 18.3 points, 9.6 rebounds, 3.1 steals, 2.0 assists as a senior at Loveland High School ... Named Eastern Cincinnati Conference Co-Player of the Year ... Totaled the most career points (1,412) and career rebounds (778) in school history.

PERSONAL: Her father, Jonathan, was a former NFL player with the Kansas City Chiefs (1985-1993) and Pittsburgh Steelers (1994-1996), assistant coach with the Cincinnati Bengals (2003-18) and recent head coach for the NFL's St. Louis BattleHawks (2020); mother, Kristi, was the 1995 Missouri Valley Conference Women's Basketball Player of the Year at Drake; and brother, Jaxson, played at Texas and was the eighth overall pick in the 2019 NBA Draft by the Atlanta Hawks, currently playing for the New Orleans Pelicans.

Opponent	Date	GS	MIN	Total		3-Pointers		Free throws		Rebounds				PF	A	TO	BLK	STL	PTS	AVG
				FG-FGA	PCT	3FG-3FGA	PCT	FT-FTA	PCT	OFF	DEF	TOT	AVG							
at Louisville	11/07/2022	*	17:48	0-9	.000	0-0	.000	3-6	.500	1	2	3	3.0	5	0	1	0	1	3	3.0
Tennessee Tech	11/10/2022	*	25:13	8-15	.533	0-0	.000	3-5	.600	4	5	9	6.0	1	3	1	1	1	19	11.0
Radford	11/13/2022	*	25:42	3-10	.300	0-1	.000	5-8	.625	2	8	10	7.3	3	3	2	3	2	11	11.0
Toledo	11/16/2022	*	35:13	8-13	.615	0-0	.000	5-7	.714	4	4	8	7.5	4	0	4	2	1	21	13.5
at Lindenwood	11/21/2022	*	32:38	7-12	.583	0-0	.000	4-4	1.000	6	4	10	8.0	5	1	3	0	3	18	14.4
vs UT Arlington	11/25/2022	*	30:25	7-15	.467	0-1	.000	2-5	.400	3	11	14	9.0	3	1	6	1	0	16	14.7
vs Charlotte	11/26/2022	*	33:42	5-17	.294	0-0	.000	2-4	.500	2	5	7	8.7	3	5	2	2	2	12	14.3
Totals		7	200:41	38-91	.418	0-2	.000	24-39	.615	22	39	61	8.7	24	13	19	9	10	100	14.3

			Field Goals			3-Point		F-Throws		Rebounds						Scoring				
SEASON	TEAM	GP-GS	MIN/AVG	FG-FGA	FG%	3FG-3FGA	3FG%	FT-FTA	FT%	OFF	DEF	TOT	AVG	PF-FO	A	TO	BLK	STL	PTS	AVG
2020-21	UC	24-20	772/32.2	64-206	.311	4-43	.093	50-87	.575	20	106	126	5.3	72-3	64	76	26	34	182	7.6
2021-22	UC	28-28	874/31.2	110-306	.359	0-4	.000	101-144	.701	51	139	190	6.8	74-2	79	94	36	62	321	11.5
2022-23	UC	7-7	201/28.7	38-91	.418	0-2	.000	24-39	.615	22	39	61	8.7	24-2	13	19	9	10	100	14.3
TOTAL		59-55	1847/31.3	212-603	.352	4-49	.082	175-270	.648	93	284	377	6.4	170-7	156	189	71	106	603	10.2

MISCELLANEOUS STATS

	SEASON	CAREER
Double-Double.....	3	6
10+ Plus Points.....	6	25
20+ Plus Points.....	1	5
5+ Rebounds.....	6	43
5+ Assists.....	1	12
10+ Rebounds.....	3	8
10+ Assists.....		
2+ Blocks.....	3	21
2+ Steals.....	3	31
Led Team in Points.....	4	15
Led Team in Rebounds.....	5	25
Led Team in Assists.....	1	12
Led Team in Blocks.....	2	25
Led Team in Steals.....	2	27

HAYES' HIGHS

POINTS

Season..... 21 vs. Toledo, 11/16/22
Conference..... 21 at Tulane, 2/13/22; vs. Wichita State, 1/13/22
Career..... 23 vs. Central Michigan, 12/1/21

REBOUNDS

Season..... 14 vs. UT Arlington, 11/25/22
Conference..... 11 vs. Tulsa, 1/29/22; vs. Wichita State, 1/13/22
Career..... 14 vs. UT Arlington, 11/25/22

FG MADE

Season..... 8 vs. Toledo, 11/16/22; vs. Tennessee Tech, 11/10/22
Conference..... 9 at Temple, 1/13/21
Career..... 9 vs. Central Michigan, 12/1/21; at Temple, 1/13/21

FG ATTEMPTED

Season..... 17 vs. Charlotte, 11/26/22
Conference..... 17 at Tulane, 2/13/22; vs. Temple, 2/3/21
Career..... 18 vs. NC A&T, 12/19/21

THREE POINT FG MADE

Season.....
Conference..... 2 vs. Wichita State, 1/27/21; vs. Tulane, 1/9/21
Career..... 2 vs. Wichita State, 1/27/21; vs. Tulane, 1/9/21

THREE POINT FG ATTEMPTED

Season..... 1 vs. UT Arlington, 11/25/22; vs. Radford, 11/13/22
Conference..... 6 vs. Tulane, 1/9/21
Career..... 6 vs. Tulane, 1/9/21

FT MADE

Season..... 5 vs. Toledo, 11/16/22; vs. Radford, 11/13/22
Conference..... 10 at Temple, 1/26/22
Career..... 10 at Temple, 1/26/22

FT ATTEMPTED

Season..... 8 vs. Radford, 11/13/22
Conference..... 12 at Temple, 1/26/22
Career..... 12 at Temple, 1/26/22

ASSISTS

Season..... 5 vs. Charlotte, 11/26/22
Conference..... 9 vs. UCF, 2/13/21
Career..... 9 vs. UCF, 2/13/21

BLOCKS

Season..... 3 vs. Radford, 11/13/22
Conference..... 3 [6x] last vs. East Carolina, 2/19/22
Career..... 4 vs. AAU, 11/10/21

STEALS

Season..... 3 at Lindenwood, 11/21/22
Conference..... 5 at Houston, 1/19/22
Career..... 7 at Marquette, 12/22/21

MINUTES

Season..... 35 vs. Toledo, 11/16/22
Conference..... 40 vs. UCF, 2/13/21; at Memphis, 2/10/21
Career..... 42 vs. NC A&T, 12/19/21

22 | MALEA WILLIAMS

Jr. | F/C | 6-3 | Georgetown, Ky. | Scott County High School | Louisville | Muh - LAY - Uh | Twitter: 88gigs | IG: leaskipppyy

MIN	PPG	RPG	BPG	FG%
15.0	4.3	4.4	1.6	40.0



2022-23: As of Nov. 28, she ranks 41st in the nation and first in the conference with 11 blocks ... Led the team with eight rebounds vs. Charlotte (11/26) ... Recorded a season-high eight points and eight rebounds, in addition to four blocks and a steal in 21 minutes vs. UT Arlington (11/25) ... Added six points on 3-5 from the field, in addition to four rebounds and two blocks at Lindenwood (11/21) ... Posted seven points and six rebounds off the bench vs. Tennessee Tech (11/10) ... One of six from within a 100-mile radius (Georgetown, Ky.) on the roster.

2021-22: Played in all 28 games with three starts, averaging 3.9 points, 3.5 rebounds, 0.3 assists, 0.6 steals and 0.6 blocks in 13.7 minutes ... Posted a career-high 14 points, in addition to two blocks and one assist against Xavier (12/12) ... Neared her first collegiate double-double with nine points and a season-high 10 rebounds at Chattanooga (12/15) ... Recorded 13 points, one assist and two steals at Marquette (12/22).

2020-21 AT LOUISVILLE: Played in eight games, averaging 1.5 points on 2.5 minutes per game ... Scored five points in four minutes in the first round of the NCAA Tournament vs. Marist (3/22) ... Posted seven points, her first collegiate points, and three rebounds in the win over UT Martin (1/5) ... Saw first collegiate action vs. Bellarmine (1/2), playing five minutes and recording a rebound.

HIGH SCHOOL/PREP: Named Kentucky Association of Basketball Coaches Region 11 Player of the Year and to the Kentucky All-State Girls Basketball Team ... A finalist for Kentucky Lions Eye Association Miss Basketball ... During her senior season, she averaged 19.6 points, 13.6 rebounds, 2.1 assists and 1.8 steals per game ... Finished her career with 1,300 points and 1,200 rebounds at Scott County High School.

Opponent	Date	GS	MIN	Total		3-Pointers		Free throws		Rebounds				PF	A	TO	BLK	STL	PTS	AVG
				FG-FGA	PCT	3FG-3FGA	PCT	FT-FTA	PCT	OFF	DEF	TOT	AVG							
at Louisville	11/07/2022		12:30	1-1	1.000	0-0	.000	1-2	.500	1	1	2	2.0	1	0	1	1	1	3	3.0
Tennessee Tech	11/10/2022		18:56	2-7	.286	1-3	.333	2-4	.500	3	3	6	4.0	0	0	0	3	1	7	5.0
Radford	11/13/2022		11:51	1-4	.250	0-0	.000	0-0	.000	1	1	2	3.3	3	0	1	0	0	2	4.0
Toledo	11/16/2022		09:56	0-1	.000	0-0	.000	0-0	.000	0	1	1	2.8	0	0	2	1	1	0	3.0
at Lindenwood	11/21/2022		14:16	3-5	.600	0-0	.000	0-0	.000	3	1	4	3.0	4	1	1	2	1	6	3.6
vs UT Arlington	11/25/2022		20:43	3-5	.600	0-1	.000	2-2	1.000	1	7	8	3.8	2	0	1	4	1	8	4.3
vs Charlotte	11/26/2022		16:55	2-7	.286	0-2	.000	0-0	.000	4	4	8	4.4	2	1	2	0	0	4	4.3
Totals			0 105:07	12-30	.400	1-6	.167	5-8	.625	13	18	31	4.4	12	2	8	11	5	30	4.3

		Field Goals					3-Point		F-Throws		Rebounds														Scoring	
SEASON	TEAM	GP-GS	MIN	AVG	FG-FGA	FG%	3FG-3FGA	3FG%	FT-FTA	FT%	OFF	DEF	TOT	AVG	PF-FO	A	TO	BLK	STL	PTS	AVG					
2020-21	LOU	8-0	20	2.5	4-7	.571	2-3	.667	2-2	1.000	0	5	5	0.6	2-0	0	2	2	0	12	1.5					
2021-22	UC	28-3	383	13.7	45-109	.413	10-44	.227	10-15	.667	28	69	97	3.5	41-0	8	17	17	18	110	3.9					
2022-23	UC	7-0	105	15.0	12-30	.400	1-6	.167	5-8	.625	13	18	31	4.4	12-0	2	8	11	5	30	4.3					
TOTAL FOR UC		35-3	488	13.9	57-139	.410	11-50	.220	15-23	.652	41	87	128	3.7	53-0	10	25	28	23	140	4.0					
TOTAL		43-3	508	11.8	61-146	.418	13-53	.245	17-25	.680	41	92	133	3.1	55-0	10	27	30	23	152	3.5					

MISCELLANEOUS STATS

	SEASON	CAREER
Double-Double.....		
10+ Plus Points.....		3
20+ Plus Points.....		
5+ Rebounds.....	3	9
5+ Assists.....		
10+ Rebounds.....		1
10+ Assists.....		
2+ Blocks.....	3	3/7
2+ Steals.....		5
Led Team in Points.....		1
Led Team in Rebounds.....	1	5
Led Team in Assists.....		
Led Team in Blocks.....	4	10/11*
Led Team in Steals.....		3
*Total including Louisville (ACC)		

WILLIAMS' HIGHS

POINTS	
Season.....	8 vs. UT Arlington, 11/25/22
Conference.....	12 at Memphis, 2/2/22
Career.....	14 vs. Xavier, 12/12/21

REBOUNDS	
Season.....	8 vs. Charlotte, 11/26/22; vs. UT Arlington, 11/25/22
Conference.....	8 vs. Temple, 1/8/22
Career.....	10 at UTC, 12/15/21

FG MADE	
Season.....	3 vs. UT Arlington, 11/25/22; at Lindenwood, 11/21/22
Conference.....	5 at Memphis, 2/2/22
Career.....	6 at Marquette, 12/19/21; vs. Xavier, 12/12/21

FG ATTEMPTED	
Season... 7 vs. Charlotte, 11/26/22; vs. Tennessee Tech, 11/10/22	
Conference.....	10 at Memphis, 2/2/22
Career.....	11 at Marquette, 12/19/21

THREE POINT FG MADE	
Season.....	1 vs. Tennessee Tech, 11/10/22
Conference.....	2 vs. Temple, 1/8/22
Career.....	2 vs. Temple, 1/8/22; vs. Xavier, 12/12/21

THREE POINT FG ATTEMPTED	
Season.....	3 vs. Tennessee Tech, 11/10/22
Conference.....	4 vs. Wichita State, 1/13/22
Career.....	4 vs. Wichita State, 1/13/22; at Marquette, 12/19/21

FT MADE	
Season... 2 vs. UT Arlington, 11/25/22; vs. Tennessee Tech, 11/10/22	
Conference.....	2 vs. SMU, 2/9/22; at Memphis, 2/2/22
Career.....	2 (7x) last vs. UT Arlington, 11/25/22

FT ATTEMPTED	
Season.....	4 vs. Tennessee Tech, 11/10/22
Conference.....	2 vs. SMU, 2/9/22; at Memphis, 2/2/22
Career.....	4 vs. Tennessee Tech, 11/10/22; vs. WCU, 11/23/21

ASSISTS	
Season.....	1 vs. Charlotte, 11/26/22; at Lindenwood, 11/21/22
Conference.....	1 (4x) last vs. Houston, 3/7/22
Career.....	1 (10x) last vs. Charlotte, 11/26/22

BLOCKS	
Season.....	4 vs. UT Arlington, 11/25/22
Conference.....	4 vs. Wichita State, 1/13/22
Career.....	4 vs. UT Arlington, 11/25/22; vs. Wichita State, 1/13/22

STEALS	
Season.....	1 (5x) last vs. UT Arlington, 11/25/22
Conference.....	2 at UCF, 2/26/22; vs. Temple, 1/8/22
Career.....	2 (5x) last at UCF, 2/26/22

MINUTES	
Season.....	21 vs. UT Arlington, 11/25/22
Conference.....	24 at Memphis, 2/2/22
Career.....	24 (3x) last at Memphis, 2/2/22

23 | MYA JACKSON

Sr. | G | 5-7 | Wilmington, Ohio | Wilmington High School | Seton Hall | My - UH | Twitter: myajack10 | Instagram: myaj_10



MIN	PPG	RPG	APG	FG%
37.1	14.9	3.6	3.9	42.1

2022-23: As of Nov. 28, her 37.1 minutes per game ranks 20th in the nation and first in the conference ... 96 points shy of 1,000 for her career ... Finished in double-figures in all seven games ... Scored a season-high 24 points and adding four rebounds and a two assists while playing all 45 minutes vs. Toledo (11/16) ... Posted 11 points and five assists vs. Radford (11/13) ... Recorded 18 points on 7-12 from the field, adding six rebounds and tying a career-high in assists and steals with five assists and three steals in 39 minutes vs. Tennessee Tech (11/10) ... Totaled 12 points and a team-high four assists in 35 minutes in her Bearcat debut at Louisville (11/7) ... One of three newcomers (Seton Hall) and one of six from within a 100-mile radius (Wilmington, Ohio) on the roster... Career 39.4 percent three-point shooter in three seasons at Seton Hall ... One of three team captains (Jillian Hayes, Jadyn Scott).

2021-22 AT SETON HALL: Started 33 of 34 games, averaging 9.0 points, 2.9 rebounds and 1.3 assists in 32.0 minutes per game ... Ranked eighth in the BIG EAST with a 37.3 three-point percentage, her third straight season converting on at least 37.0 percent from behind the arc ... Ranked 12th in the BIG EAST with 1.6 three-point field goals made and 32.0 minutes per game ... Scored in double-figures in 15 games ... Notched a season-high 20 points, on 4-for-8 from three, with five rebounds and three steals at Xavier (3/1) ... Named to the BIG EAST All-Academic Team.

2020-21 AT SETON HALL: Only player that started in all 21 games ... Averaged 10.6 points, 2.8 rebounds and 1.5 assists per game ... Ranked fourth in the BIG East with a 41.7 three-point percentage and sixth with 1.9 three-point field goals made per game ... Reached 20 points in four games and scored double-figures in nine ... Led the team in scoring four times ... Erupted for a career-high 27 points and four rebounds vs. Wagner (12/11) ... Member of the Student-Athlete Advisory Committee ... Named to the BIG EAST All-Academic Team.

2019-20 AT SETON HALL: Named to the Big East All-Freshman Team ... Played in 27 games with five starts, averaging 10.0 points per game with a 40.0 three-point percentage ... Made 52 three-pointers, second most on the team ... Scored in double-figures 13 times, including two game of at least 20 points ... Posted 25 points on 9-for-12 shooting, including 7-for-9 from three, at Xavier (12/31) ... Had 21 points on 8-for-12 from the field against UConn (12/5) ... Made her first collegiate start against Saint Joseph's on (11/17) ... Named to BIG EAST All-Academic Team.

HIGH SCHOOL/PREP: Four-year team captain at Wilmington High School ... Four-time First Team All-Conference and two-time Second Team All-State ... Two-time Division Player of the Year and 2019 Dayton Division 1 All-Area Player of the Year ... Holds the school and Clinton County record for career points with 2,033.

Opponent	Date	GS	MIN	Total		3-Pointers		Free throws		Rebounds				PF	A	TO	BLK	STL	PTS	AVG
				FG-FGA	PCT	3FG-3FGA	PCT	FT-FTA	PCT	OFF	DEF	TOT	AVG							
at Louisville	11/07/2022	*	35:07	5-10	.500	2-2	1.000	0-0	.000	1	2	3	3.0	0	4	8	0	0	12	12.0
Tennessee Tech	11/10/2022	*	38:39	7-12	.583	1-4	.250	3-5	.600	3	3	6	4.5	1	5	1	0	3	18	15.0
Radford	11/13/2022	*	37:30	3-12	.250	1-2	.500	4-4	1.000	2	0	2	3.7	2	5	3	0	1	11	13.7
Toledo	11/16/2022	*	45:00	10-19	.526	1-4	.250	3-6	.500	2	2	4	3.8	2	2	3	0	0	24	16.3
at Lindenwood	11/21/2022	*	34:30	4-13	.308	0-3	.000	5-5	1.000	2	3	5	4.0	1	4	3	0	3	13	15.6
vs UT Arlington	11/25/2022	*	36:26	6-16	.375	0-4	.000	3-3	1.000	0	2	2	3.7	3	5	2	0	1	15	15.5
vs Charlotte	11/26/2022	*	32:32	5-13	.385	0-3	.000	1-1	1.000	0	3	3	3.6	3	2	5	0	1	11	14.9
Totals		7	259:44	40-95	.421	5-22	.227	19-24	.792	10	15	25	3.6	12	27	25	0	9	104	14.9

SEASON	TEAM	GP-GS	MIN/AVG	Field Goals		3-Point		F-Throws		Rebounds				PF-FO	A	TO	BLK	STL	Scoring	
				FG-FGA	FG%	3FG-3FGA	3FG%	FT-FTA	FT%	OFF	DEF	TOT	AVG						PTS	AVG
2019-20	SHU	27-5	723/26.8	100-226	.442	52-130	.400	19-31	.613	18	44	62	2.3	52-2	46	36	0	21	271	10.0
2020-21	SHU	21-21	601/28.6	79-192	.411	40-96	.417	25-31	.806	27	32	59	2.8	24-0	31	33	1	16	223	10.6
2021-22	SHU	34-33	1085/31.9	113-265	.426	56-150	.373	24-31	.774	34	64	98	2.9	52-1	45	40	1	34	306	9.0
2022-23	UC	7-7	260/37.1	40-95	.421	5-22	.227	19-24	.792	10	15	25	3.6	12-0	27	25	0	9	104	14.9
TOTAL FOR UC		7-7	260/37.1	40-95	.421	5-22	.227	19-24	.792	10	15	25	3.6	12-0	27	25	0	9	104	14.9
TOTAL		89-66	2669/30.0	332-778	.427	153-398	.384	87-117	.744	89	155	244	2.7	140-3	149	134	2	80	904	10.2

MISCELLANEOUS STATS

	SEASON	CAREER
Double-Double.....		
10+ Plus Points.....	7	7/25*
20+ Plus Points.....	1	1/8*
5+ Rebounds.....	2	2/13*
5+ Assists.....	3	3/6*
10 + Rebounds.....		1*
10+ Assists.....		
2+ Blocks.....		
2+ Steals.....	2	2/22*
Led Team in Points.....	1	1/10*
Led Team in Rebounds.....		2*
Led Team in Assists.....	5	5/10*
Led Team in Blocks.....		1*
Led Team in Steals.....	2	2/15*

*Total including Seton Hall (BIG EAST)

JACKSON'S HIGHS

POINTS

Season.....	24 vs. Toledo, 11/16/22
Conference.....	25 at Xavier, 12/31/19*
Career.....	27 vs. Wagner, 12/11/20*

REBOUNDS

Season.....	6 vs. Tennessee Tech, 11/10/22
Conference.....	10 vs. Butler, 3/4/22*
Career.....	10 vs. Butler, 3/4/22*

FG MADE

Season.....	10 vs. Toledo, 11/16/22
Conference.....	9 at Xavier, 12/31/19*
Career.....	11 vs. Wagner, 12/11/20*

FG ATTEMPTED

Season.....	19 vs. Toledo, 11/16/22
Conference.....	17 vs. UConn, 12/3/21*
Career.....	20 vs. Albany, 12/13/20*

THREE POINT FG MADE

Season.....	2 at Louisville, 11/7/22
Conference.....	7 at Xavier, 12/31/19*
Career.....	7 at Xavier, 12/31/19*

THREE POINT FG ATTEMPTED

Season.....	4 [3x] last vs. UT Arlington, 11/25/22
Conference.....	11 vs. UConn, 12/3/21*
Career.....	11 vs. UConn, 12/3/21*

FT MADE

Season.....	5 at Lindenwood, 11/21/22
Conference.....	5 at Marquette, 1/12/21*
Career.....	5 at Lindenwood, 11/21/22; at Marquette, 1/12/21*

FT ATTEMPTED

Season.....	6 vs. Toledo, 11/16/22
Conference.....	6 at Marquette, 1/12/21*
Career.....	6 vs. Toledo, 11/16/22; at Marquette, 1/12/21*

ASSISTS

Season.....	5 [3x] last vs. UT Arlington, 11/25/22
Conference.....	5 [3x] last vs. St. Johns, 1/20/21*
Career.....	5 [6x] last vs. UT Arlington, 11/25/22

BLOCKS

Season.....	
Conference.....	1 vs. Butler, 3/4/22*; at DePaul, 2/15/21*
Career.....	1 vs. Butler, 3/4/22*; at DePaul, 2/15/21*

STEALS

Season.....	3 at Lindenwood, 11/21/22; vs. Tennessee Tech, 11/10/22
Conference.....	3 [3x] last vs. Xavier, 3/1/22*
Career.....	3 [6x] at Lindenwood, 11/21/22

MINUTES

Season.....	45 vs. Toledo, 11/16/22
Conference.....	40 [3x] last vs. Creighton, 3/5/22*
Career.....	45 vs. Toledo, 11/16/22

* At Seton Hall (BIG EAST)

33 | SOFIA GRITZALI

Sr. | G | 5-7 | Thessaloniki, Greece | Hellenic College of Thessaloniki | Grit - ZAH - Lee | Instagram: sofia_gritzali



MIN	PPG	RPG	APG	FG%
4.8	1.0	1.0	0.0	50.0

2022-2023: Added two points and two rebounds in seven minutes off the bench at Lindenwood (11/21) ... One of two international players (Thessaloniki, Greece) on the roster.

2021-2022: Appeared in 17 games with three starts, averaging 0.6 points, 0.8 rebounds, 0.5 assists, 0.4 steals in 6.0 minutes ... Led the team with a 50.0 field goal percentage ... Posted a season-high four points on 2-4 from the field, adding an assist and steal at Tulsa (1/29) ... Provided a spark off the bench with two points, two rebounds and two steals at UCF (2/26) ... Named to the AAC All-Academic Team.

2020-21: Played in 23 of 24 games with four starts, averaging 2.0 points, 1.8 rebounds and 1.1 assists in 12.6 minutes ... Tallied a season-high eight points on 3-of-6 from the field, in addition to three rebounds, two assists and two steals vs. Memphis (1/20) ... Tallied seven points, four rebounds and a career-high three steals against Tulane (1/9) ... Scored seven points on 5-5 from the free throw line with three assists vs. East Carolina (12/20) ... Posted a season-high five rebounds with four assists at Temple (1/13) ... Dished out a career-high five assists vs. Houston (2/20) ... Named to the AAC All-Academic Team.

2019-20: Appeared in eight games off the bench, averaging 1.6 points, 1.6 rebounds in 5.5 minutes ... Totaled a season-high four points in seven minutes against Ball State (11/16) ... Pulled down five rebounds in 12 minutes against Alabama A&M (12/17) ... Named to the AAC All-Academic Team.

HIGH SCHOOL/PREP: Guided Hellenic College of Thessaloniki to three-straight Northern Greece championships, two national high school championship runner-up finishes and a national title ... Led the team in scoring throughout her entire high school career ... Played at the club level with Aris Basketball Club of the Northern Greek League, where she was the leading scorer for four consecutive seasons and the set all-time and single-game (59 points) scoring records ... Competed for the Greek high school national team for three seasons.

Opponent	Date	GS	MIN	Total		3-Pointers		Free throws		Rebounds							
				FG-FGA	PCT	3FG-3FGA	PCT	FT-FTA	PCT	OFF	DEF	TOT	AVG	PF	A	TO	BLK
Tennessee Tech	11/10/2022		02:49	0-0	.000	0-0	.000	0-0	.000	0	0	0	0.0	1	0	0	0
at Lindenwood	11/21/2022		06:48	1-2	.500	0-0	.000	0-1	.000	1	1	2	1.0	1	0	0	0
Totals		0	09:37	1-2	.500	0-0	.000	0-1	.000	1	1	2	1.0	2	0	0	0

SEASON TEAM	GP-GS	MIN/AVG	Field Goals		3-Point		F-Throws		Rebounds				Scoring			
			FG-FGA	FG%	3FG-3FGA	3FG%	FT-FTA	FT%	OFF	DEF	TOT	AVG	PF-FO	A	TO	BLK
2019-20 UC	8-0	44/5.5	4-7	.571	1-1	1.000	4-6	.667	6	7	13	1.6	6-0	2	4	0
2020-21 UC	23-4	289/12.6	14-41	.341	3-16	.188	15-23	.652	9	32	41	1.8	30-0	26	19	0
2021-22 UC	17-3	103/6.0	4-8	.500	0-0	.000	2-7	.286	4	9	13	0.8	12-0	8	3	0
2022-23 UC	2-0	10/4.8	1-2	.500	0-0	.000	0-1	.000	1	1	2	1.0	2-0	0	0	0
TOTAL	50-7	445/8.9	23-58	.397	4-17	.235	21-37	.568	20	49	69	1.4	50-0	36	26	0

MISCELLANEOUS STATS

	SEASON	CAREER
Double-Double.....		
10+ Plus Points.....		
20+ Plus Points.....		
5+ Rebounds.....		2
5+ Assists.....		1
10+ Rebounds.....		
10+ Assists.....		
2+ Blocks.....		
2+ Steals.....		5
Led Team in Points.....		
Led Team in Rebounds.....		
Led Team in Assists.....		2
Led Team in Blocks.....		
Led Team in Steals.....		4

GRITZALI'S HIGHS

POINTS

Season.....	2 at Lindenwood, 11/21/22
Conference.....	8 vs. Memphis, 1/20/21
Career.....	8 vs. Memphis, 1/20/21

REBOUNDS

Season.....	2 at Lindenwood, 11/21/22
Conference.....	5 at Temple, 1/13/21
Career.....	5 at Temple, 1/13/21; vs. Alabama A&M, 12/17/19

FG MADE

Season.....	1 at Lindenwood, 11/21/22
Conference.....	3 vs. Memphis, 1/20/21
Career.....	3 vs. Memphis, 1/20/21

FG ATTEMPTED

Season.....	2 at Lindenwood, 11/21/22
Conference.....	6 vs. Memphis, 1/20/21
Career.....	6 vs. Memphis, 1/20/21

THREE POINT FG MADE

Season.....	
Conference.....	1 (3x) last at Memphis, 2/10/21
Career.....	1 (4x) last at Memphis, 2/10/21

THREE POINT FG ATTEMPTED

Season.....	
Conference.....	3 at Tulane, 2/7/21
Career.....	3 at Tulane, 2/7/21

FT MADE

Season.....	
Conference.....	5 vs. East Carolina, 12/20/21
Career.....	5 vs. East Carolina, 12/20/21

FT ATTEMPTED

Season.....	1 at Lindenwood, 11/21/22
Conference.....	5 vs. East Carolina, 12/20/21
Career.....	5 vs. East Carolina, 12/20/21

ASSISTS

Season.....	
Conference.....	5 vs. Houston, 2/20/21
Career.....	5 vs. Houston, 2/20/21

BLOCKS

Season.....	
Conference.....	
Career.....	

STEALS

Season.....	1 vs. Tennessee Tech, 11/10/22
Conference.....	3 vs. Tulane, 1/9/21
Career.....	3 vs. Tulane, 1/9/21

MINUTES

Season.....	7 at Lindenwood, 11/21/22
Conference.....	31 vs. Memphis, 1/20/21
Career.....	31 vs. Memphis, 1/20/21



34 | A'RIEL JACKSON

Fr. | G | 5-9 | Brooklyn, N.Y. | Bishop Loughlin Memorial High School | ARE - Ee - Uhl | Twitter: isofamAri | Instagram: Isofamari

MIN	PPG	RPG	APG	FG%
13.0	4.0	2.6	1.1	35.7

2022-23: Contributed five points, four rebounds and two steals in 14 minutes off the bench vs. UT Arlington (11/25) ... Added four points and two steals in 11 minutes at Lindenwood (11/21) ... Made her first collegiate start vs. Tennessee Tech (11/10), recording three points, five rebounds, two assists and two steals in 19 minutes ... Posted 12 points, three assists and a team-high four rebounds in 17 minutes in her collegiate debut at Louisville (11/7), becoming the first Bearcat to score in double figures in their collegiate debut since Ilmar'i Thomas had 19 against East Tennessee State on Nov. 10, 2017... Only freshman on the roster.

HIGH SCHOOL/PREP: 1,000-point career scorer at Bishop Loughlin Memorial High School ... Named to the McDonald's All-American East Nominee List ... Ranked 79th nationally, 16th-best shooting guard by Preferred Athlete Scouting Service and 108th nationally by the All-Star Girls Report.

PERSONAL: Mother, Kym Hampton, played for Arizona State and was the number four overall pick in the inaugural 1997 WNBA Draft, where she spent three seasons playing for the New York Liberty and was voted the starting center in the first WNBA All-Star Game as part of a 15-year professional career.

Opponent	Date	GS	MIN	Total		3-Pointers		Free throws		Rebounds				PF		A	TO	BLK	STL	PTS	AVG
				FG-FGA	PCT	3FG-3FGA	PCT	FT-FTA	PCT	OFF	DEF	TOT	AVG								
at Louisville	11/07/2022		17:16	5-7	.714	0-0	.000	2-3	.667	1	3	4	4.0	3	3	7	1	2	12	12.0	
Tennessee Tech	11/10/2022	*	19:04	1-6	.167	0-0	.000	1-2	.500	1	4	5	4.5	3	2	3	1	2	3	7.5	
Radford	11/13/2022		11:54	1-4	.250	0-0	.000	0-0	.000	0	2	2	3.7	1	0	2	0	0	2	5.7	
Toledo	11/16/2022		08:22	0-2	.000	0-0	.000	0-0	.000	1	1	2	3.3	1	0	0	0	0	0	4.3	
at Lindenwood	11/21/2022		10:46	2-4	.500	0-1	.000	0-0	.000	0	1	1	2.8	2	1	1	0	2	4	4.2	
vs UT Arlington	11/25/2022		14:23	1-5	.200	0-0	.000	3-4	.750	2	2	4	3.0	0	1	2	0	2	5	4.3	
vs Charlotte	11/26/2022		09:17	0-0	.000	0-0	.000	2-2	1.000	0	0	0	2.6	1	1	0	0	1	2	4.0	
Totals		1	91:02	10-28	.357	0-1	.000	8-11	.727	5	13	18	2.6	11	8	15	2	9	28	4.0	

				Field Goals		3-Point		F-Throws		Rebounds										Scoring	
SEASON	TEAM	GP-GS	MIN/AVG	FG-FGA	FG%	3FG-3FGA	3FG%	FT-FTA	FT%	OFF	DEF	TOT	AVG	PF-FO	A	TO	BLK	STL	PTS	AVG	
2022-23	UC	7-1	91/13.0	10-28	.357	0-1	.000	8-11	.727	5	13	18	2.6	11-0	8	15	2	9	28	4.0	
TOTAL		7-1	91/13.0	10-28	.357	0-1	.000	8-11	.727	5	13	18	2.6	11-0	8	15	2	9	28	4.0	

MISCELLANEOUS STATS

SEASON	CAREER
Double-Double.....	1
10+ Plus Points.....	1
20+ Plus Points.....	1
5+ Rebounds.....	1
5+ Assists.....	1
10+ Rebounds.....	1
10+ Assists.....	1
2+ Blocks.....	1
2+ Steals.....	4
Led Team in Points.....	1
Led Team in Rebounds.....	1
Led Team in Assists.....	1
Led Team in Blocks.....	1
Led Team in Steals.....	1

JACKSON'S HIGHS

POINTS

Season.....	12 at Louisville, 11/7/22
Conference.....	
Career.....	12 at Louisville, 11/7/22

REBOUNDS

Season.....	5 vs. Tennessee Tech, 11/10/22
Conference.....	
Career.....	5 vs. Tennessee Tech, 11/10/22

FG MADE

Season.....	5 at Louisville, 11/7/22
Conference.....	
Career.....	5 at Louisville, 11/7/22

FG ATTEMPTED

Season.....	7 at Louisville, 11/7/22
Conference.....	
Career.....	7 at Louisville, 11/7/22

THREE POINT FG MADE

Season.....	
Conference.....	
Career.....	

THREE POINT FG ATTEMPTED

Season.....	1 at Lindenwood, 11/21/22
Conference.....	
Career.....	1 at Lindenwood, 11/21/22

FT MADE

Season.....	3 vs. UT Arlington, 11/25/22
Conference.....	
Career.....	3 vs. UT Arlington, 11/25/22

FT ATTEMPTED

Season.....	4 vs. UT Arlington, 11/25/22
Conference.....	
Career.....	4 vs. UT Arlington, 11/25/22

ASSISTS

Season.....	3 at Louisville, 11/7/22
Conference.....	
Career.....	3 at Louisville, 11/7/22

BLOCKS

Season.....	1 vs. Tennessee Tech, 11/10/22; at Louisville, 11/7/22
Conference.....	
Career.....	1 vs. Tennessee Tech, 11/10/22; at Louisville, 11/7/22

STEALS

Season.....	2 {4x} last vs. UT Arlington, 11/25/22
Conference.....	
Career.....	2 {4x} last vs. UT Arlington, 11/25/22

MINUTES

Season.....	19 vs. Tennessee Tech, 11/10/22
Conference.....	
Career.....	19 vs. Tennessee Tech, 11/10/22



42 | CLARISSA CRAIG

So. | F/C | 6-2 | Cincinnati, Ohio | Roger Bacon High School | Twitter: rissa_4242 | Instagram: _cc42

MIN	PPG	RPG	FG%	FT%
15.4	6.4	2.6	43.3	82.6

2022-23: Leads the team with a 82.6 (19-23) free throw percentage ... Has scored in double figures three times off the bench ... Averaged 11.0 points, 3.5 rebounds, 2.0 blocks and 2.0 steals on 7-11 from the field and 8-10 from the free throw line in the two games at the Daytona Beach Invitational ... Tied or surpassed her previous career high in points, rebounds, blocks, steals and minutes vs. UT Arlington (11/25), turning in 12 points, five rebounds, two blocks, three steals in 25 minutes as a reserve ... Added six points in 12 minutes off the bench at Lindenwood (11/21) ... Provided a critical four points on 4-4 from the line in the fourth quarter vs. Toledo (11/16) ... Turned in a career-high 11 points and tied a career-high five rebounds in 17 minutes vs. Radford (11/13) ... One of two players from Cincinnati (Jillian Hayes) and one of six players from within a 100-mile radius (Cincinnati, Ohio) on the roster.

2021-2022: One of only five Bearcats to play in all 28 games with one start ... Averaged 3.2 points, 1.5 rebounds, 0.2 assists, 0.2 blocks and 0.2 steals in 11.9 minutes ... Posted a career-high 10 points on 5-for-8 from the field against N.C. A&T (12/19) ... Tied a career-high five rebounds against Wichita State (1/13) and at Ohio State (11/27) ... Converted .533 percent (8-15) from the field over a five-game stretch in conference play (1/22-2/9) ... Named to the AAC All-Academic Team.

HIGH SCHOOL/PREP: Lettered at Roger Bacon High School ... Ranked as Ohio's best center in the 2021 class by Ohio Girls Basketball Report ... Collegiate Girls Basketball Report listed her as the 23rd-ranked center nationally ... Two-time First Team All-GCLC performer and two-time Third Team All-Ohio Division II selection by the Ohio Prep Sportswriters Association.

Opponent	Date	GS	MIN	Total		3-Pointers		Free throws		Rebounds				PF	A	TO	BLK	STL	PTS	AVG
				FG-FGA	PCT	3FG-3FGA	PCT	FT-FTA	PCT	OFF	DEF	TOT	AVG							
at Louisville	11/07/2022		08:33	0-0	.000	0-0	.000	0-0	.000	1	1	2	2.0	5	0	1	0	0	0	0.0
Tennessee Tech	11/10/2022		10:59	1-4	.250	0-0	.000	0-0	.000	1	0	1	1.5	4	0	3	0	0	2	1.0
Radford	11/13/2022		17:01	3-7	.429	0-0	.000	5-6	.833	3	2	5	2.7	0	0	2	1	0	11	4.3
Toledo	11/16/2022		11:55	0-3	.000	0-0	.000	4-4	1.000	0	2	2	2.5	3	0	4	0	0	4	4.3
at Lindenwood	11/21/2022		12:27	2-5	.400	0-0	.000	2-3	.667	0	1	1	2.2	4	0	1	0	0	6	4.6
vs UT Arlington	11/25/2022		25:19	3-5	.600	0-0	.000	6-8	.750	2	3	5	2.7	3	0	1	2	3	12	5.8
vs Charlotte	11/26/2022		21:43	4-6	.667	0-0	.000	2-2	1.000	2	0	2	2.6	2	0	1	2	1	10	6.4
Totals		0	107:57	13-30	.433	0-0	.000	19-23	.826	9	9	18	2.6	21	0	13	5	4	45	6.4

				Field Goals		3-Point		F-Throws		Rebounds								Scoring		
SEASON	TEAM	GP-GS	MIN/AVG	FG-FGA	FG%	3FG-3FGA	3FG%	FT-FTA	FT%	OFF	DEF	TOT	AVG	PF-FO	A	TO	BLK	STL	PTS	AVG
2021-22	UC	28-1	332/11.9	35-88	.398	0-0	.000	20-29	.690	18	24	42	1.5	52-0	5	30	5	6	90	3.2
2022-23	UC	7-0	108/15.4	13-30	.433	0-0	.000	19-23	.826	9	9	18	2.6	21-1	0	13	5	4	45	6.4
TOTAL		35-1	440/12.6	48-118	.407	0-0	.000	39-52	.750	27	33	60	1.7	73-1	5	43	10	10	135	3.9

MISCELLANEOUS STATS

	SEASON	CAREER
Double-Double.....		
10+ Plus Points.....	3	4
20+ Plus Points.....		
5+ Rebounds.....	2	4
5+ Assists.....		
10+ Rebounds.....		
10+ Assists.....		
2+ Blocks.....	2	2
2+ Steals.....	1	3
Led Team in Points.....		
Led Team in Rebounds.....		1
Led Team in Assists.....		
Led Team in Blocks.....		1
Led Team in Steals.....	1	2

CRAIG'S HIGHS

POINTS

Season.....	12 vs. UT Arlington, 11/25/22
Conference.....	8 at East Carolina, 1/16/22
Career.....	12 vs. UT Arlington, 11/25/22

REBOUNDS

Season.....	5 vs. UT Arlington, 11/25/22; vs. Radford, 11/13/22
Conference.....	5 at Wichita State, 1/13/22
Career.....	5 [4x] last vs. UT Arlington, 11/25/22

FG MADE

Season.....	4 vs. Charlotte, 11/26/22
Conference.....	2 [4x] last vs. Memphis, 2/23/22
Career.....	5 vs. NC A&T, 12/19/21

FG ATTEMPTED

Season.....	7 vs. Radford, 11/13/22
Conference.....	5 [5x] last vs. Houston, 3/7/22
Career.....	7 vs. Radford, 11/13/22

THREE POINT FG MADE

Season.....	
Conference.....	
Career.....	

THREE POINT FG ATTEMPTED

Season.....	
Conference.....	
Career.....	

FT MADE

Season.....	6 vs. UT Arlington, 11/25/22
Conference.....	8 at East Carolina, 1/16/22
Career.....	8 vs. UT Arlington, 11/25/22; at East Carolina, 1/16/22

FT ATTEMPTED

Season.....	8 vs. UT Arlington, 11/25/22
AAC.....	10 at East Carolina, 1/16/22
Career.....	10 at East Carolina, 1/16/22

ASSISTS

Season.....	
Conference.....	1 at East Carolina, 1/16/22; at Tulane, 2/13/22
Career.....	1 [5x] last at Tulane, 2/13/22

BLOCKS

Season.....	2 vs. Charlotte, 11/26/22; vs. UT Arlington, 11/26/22
Conference.....	1 at East Carolina, 1/16/22; vs. Houston, 3/7/22
Career.....	2 vs. Charlotte, 11/26/22; vs. UT Arlington, 11/26/22

STEALS

Season.....	3 vs. UT Arlington, 11/26/22
Conference.....	1, at East Carolina, 1/16/22
Career.....	3 vs. UT Arlington, 11/26/22

MINUTES

Season.....	25 vs. UT Arlington, 11/26/22
Conference.....	20 at East Carolina, 1/16/22
Career.....	25 vs. UT Arlington, 11/26/22

TELEVISION/RADIO ROSTER

**DAIS'JA TROTTER**

Sr. | G | 5-9 | Louisville, Ky.

**CAITLYN WILSON**

Sr. | G | 5-10 | Cordova, Tenn.

**JADA SCOTT**

Sr. | G | 6-1 | Townsend, Ga.

**BRAYLYN MILTON**

So. | G | 5-11 | Charlotte, N.C.

**LOJAIN ELFATAIRY**

So. | G | 5-4 | Giza, Egypt

**JADYN SCOTT**

Sr. | F | 6-2 | Townsend, Ga.

**TAZIAH JENKS**

R-So. | F | 6-0 | Louisville, Ky.

**JILLIAN HAYES**

Jr. | G | 6-1 | Cincinnati, Ohio

**MALEA WILLIAMS**

Jr. | F/C | 6-3 | Georgetown, Ky.

**MYA JACKSON**

Sr. | G | 5-7 | Wilmington, Ohio

**SOFIA GRITZALI**

Sr. | G | 5-7 | Thessalonki, Greece

**A'RIEL JACKSON**

Fr. | G | 5-9 | Brooklyn, N.Y.

**CLARISSA CRAIG**

So. | F/C | 6-2 | Cincinnati, Ohio

**MICHELLE CLARK-HEARD**Head Coach
Fifth Season | Western Kentucky '90**BRIDGETTE GORDON**Assistant Coach/Recruiting
First Season | Tennessee '89**MYIA JOHNSON**Assistant Coach
First Season | Rutgers '10**DEVRIINN PAUL**Assistant Coach
First Season | Kentucky State '08**AK PRESTRIDGE**Director of Operations
Second Season | Auburn '19



2022-23 Cincinnati Women's Basketball Combined Team Statistics All games

Page 1/1
as of Nov 30, 2022

Game Records

Record	Overall	Home	Away	Neutral
ALL GAMES	4-3	2-1	1-1	1-1
CONFERENCE	0-0	0-0	0-0	0-0
NON-CONFERENCE	4-3	2-1	1-1	1-1

Score by Periods

Team	1st	2nd	3rd	4th	OT	TOT
Cincinnati	105	109	137	106	13	470
Opponents	122	84	119	107	16	448

Team Box Score

No.	Player				Total		3-Point		F-Throw		Rebounds											
		GP-GS	MIN	AVG	FG-FGA	FG%	3FG-3FGA	3FG%	FT-FTA	FT%	OFF	DEF	TOT	AVG	PF	DQ	A	TO	BLK	STL	PTS	AVG
23	JACKSON, Mya	7-7	259:44	37.1	40-95	.421	5-22	.227	19-24	.792	10	15	25	3.6	12	0	27	25	0	9	104	14.9
20	HAYES, Jillian	7-7	200:41	28.7	38-91	.418	0-2	.000	24-39	.615	22	39	61	8.7	24	2	13	19	9	10	100	14.3
4	MILTON, Braylyn	6-6	180:04	30.0	17-46	.370	7-14	.500	9-14	.643	8	20	28	4.7	16	1	15	17	1	4	50	8.3
1	WILSON, Caitlyn	7-3	152:41	21.8	15-38	.395	14-35	.400	5-7	.714	3	12	15	2.1	6	0	5	9	1	5	49	7.0
42	CRAIG, Clarissa	7-0	107:57	15.4	13-30	.433	0-0	.000	19-23	.826	9	9	18	2.6	21	1	0	13	5	4	45	6.4
22	WILLIAMS, Malea	7-0	105:07	15.0	12-30	.400	1-6	.167	5-8	.625	13	18	31	4.4	12	0	2	8	11	5	30	4.3
34	JACKSON, A'riel	7-1	91:02	13.0	10-28	.357	0-1	.000	8-11	.727	5	13	18	2.6	11	0	8	15	2	9	28	4.0
3	SCOTT, Jada	7-4	125:09	17.9	12-23	.522	0-0	.000	2-5	.400	4	15	19	2.7	13	0	5	2	1	4	26	3.7
10	SCOTT, Jadyn	7-6	108:45	15.5	8-21	.381	0-0	.000	5-8	.625	7	11	18	2.6	16	1	1	5	1	3	21	3.0
0	TROTTER, Dais'Ja	5-0	56:22	11.3	4-13	.308	4-10	.400	1-2	.500	5	6	11	2.2	4	0	2	2	0	1	13	2.6
33	GRITZALI, Sofia	2-0	09:37	4.8	1-2	.500	0-0	.000	0-1	.000	1	1	2	1.0	2	0	0	0	0	1	2	1.0
11	JENKS, Taziah	3-1	24:04	8.0	1-4	.250	0-0	.000	0-0	.000	1	2	3	1.0	3	0	0	3	2	0	2	0.7
5	ELFATAIRY, Lojain	2-0	03:46	1.9	0-1	.000	0-1	.000	0-0	.000	0	0	0	0.0	0	0	0	1	0	0	0	0.0
Team											14	12	26					1				
Total		7	1425		171-422	.405	31-91	.341	97-142	.683	102	173	275	39.3	140	5	78	120	33	55	470	67.1
Opponents		7	1425		159-412	.386	37-125	.296	93-143	.650	92	167	259	37.0	116	1	83	116	25	57	448	64.0

Team Statistics

	UC	OPP
Scoring	470	448
Points per game	67.1	64.0
Scoring margin	+3.1	-
Field goals-att	171-422	159-412
Field goal pct	.405	.386
3 point fg-att	31-91	37-125
3-point FG pct	.341	.296
3-pt FG made per game	4.4	5.3
Free throws-att	97-142	93-143
Free throw pct	.683	.650
F-Throws made per game	13.9	13.3
Rebounds	275	259
Rebounds per game	39.3	37.0
Rebounding margin	+2.3	-
Assists	78	83
Assists per game	11.1	11.9
Turnovers	120	116
Turnovers per game	17.1	16.6
Turnover margin	-0.6	-
Assist/turnover ratio	0.7	0.7
Steals	55	57
Steals per game	7.9	8.1
Blocks	33	25
Blocks per game	4.7	3.6
Winning streak	0	-
Home win streak	0	-
Attendance	5010	8543
Home games-Avg/Game	3-1670	2-4272
Neutral site-Avg/Game	-	2-213

Team Results

Date	Opponent		Score	Att.
11/07/2022	at Louisville	L	68-87	8049
11/10/2022	Tennessee Tech	W	68-57	612
11/13/2022	Radford	W	62-53	612
11/16/2022	Toledo	Lot	71-74	3786
11/21/2022	at Lindenwood	W	71-60	494
11/25/2022	vs UT Arlington	W	72-58	250
11/26/2022	vs Charlotte	L	58-59	175



**2022-23 Cincinnati Women's Basketball
Team Game-by-Game
All games**

Page 1/1
as of Nov 30, 2022

				Total		3-Pointers		Free throws		Rebounds											
Opponent	Date	Score		FG-FGA	PCT	3FG-3FGA	PCT	FT-FTA	PCT	OFF	DEF	TOT	AVG	PF	A	TO	BLK	STL	PTS	AVG	
at Louisville	11/07/2022	68-87	L	23-53	.434	9-13	.692	13-20	.650	8	19	27	27.0	24	8	24	2	5	68	68.0	
Tennessee Tech	11/10/2022	68-57	W	26-66	.394	6-18	.333	10-18	.556	19	29	48	37.5	17	14	12	7	10	68	68.0	
Radford	11/13/2022	62-53	W	20-62	.323	6-13	.462	16-22	.727	13	27	40	38.3	16	15	17	5	8	62	66.0	
Toledo	11/16/2022	71-74	Lot	26-58	.448	4-13	.308	15-23	.652	14	27	41	39.0	24	7	18	4	5	71	67.3	
at Lindenwood	11/21/2022	71-60	W	25-61	.410	3-14	.214	18-23	.783	17	19	36	38.4	23	9	14	2	12	71	68.0	
vs UT Arlington	11/25/2022	72-58	W	27-61	.443	1-10	.100	17-25	.680	15	31	46	39.7	22	12	23	7	10	72	68.7	
vs Charlotte	11/26/2022	58-59	L	24-61	.393	2-10	.200	8-11	.727	16	21	37	39.3	14	13	12	6	5	58	67.1	
Total		470		171-422	.405	31-91	.341	97-142	.683	102	173	275	39.3	140	78	120	33	55	470	67.1	
Opponents		448		159-412	.386	37-125	.296	93-143	.650	92	167	259	37.0	116	83	116	25	57	448	64.0	

Cincinnati Averages

Games Played	Points/game	FG Pct	3FG Pct	FT Pct	Rebounds/game	Assists/game	Turnovers/game	Assist/Turnover ratio	Steals/game	Blocks/game
7	67.1	40.5	34.1	68.3	39.3	11.1	17.1	0.7	7.9	4.7



2022-23 Cincinnati Women's Basketball Opponents Game-by-Game All games

Page 1/1
as of Nov 30, 2022

				Total		3-Pointers		Free throws		Rebounds											
Opponent	Date	Score		FG-FGA	PCT	3FG-3FGA	PCT	FT-FTA	PCT	OFF	DEF	TOT	AVG	PF	A	TO	BLK	STL	PTS	AVG	
at Louisville	11/07/2022	68-87	L	31-60	.517	5-21	.238	20-28	.714	14	25	39	39.0	17	12	18	5	14	87	87.0	
Tennessee Tech	11/10/2022	68-57	W	20-70	.286	10-26	.385	7-9	.778	22	26	48	43.5	13	13	16	6	3	57	72.0	
Radford	11/13/2022	62-53	W	20-58	.345	4-18	.222	9-16	.563	11	29	40	42.3	18	9	22	4	6	53	65.7	
Toledo	11/16/2022	71-74	Lot	23-58	.397	4-15	.267	24-33	.727	10	21	31	39.5	16	11	10	2	4	74	67.8	
at Lindenwood	11/21/2022	71-60	W	23-46	.500	9-21	.429	5-16	.313	10	22	32	38.0	18	17	24	3	6	60	66.2	
vs UT Arlington	11/25/2022	72-58	W	20-62	.323	1-10	.100	17-25	.680	11	24	35	37.5	21	10	15	1	16	58	64.8	
vs Charlotte	11/26/2022	58-59	L	22-58	.379	4-14	.286	11-16	.688	14	20	34	37.0	13	11	11	4	8	59	64.0	
Total		448		159-412	.386	37-125	.296	93-143	.650	92	167	259	37.0	116	83	116	25	57	448	64.0	
Cincinnati		470		171-422	.405	31-91	.341	97-142	.683	102	173	275	39.3	140	78	120	33	55	470	67.1	

Opponents Averages

Games Played	Points/game	FG Pct	3FG Pct	FT Pct	Rebounds/game	Assists/game	Turnovers/game	Assist/Turnover ratio	Steals/game	Blocks/game
7	64.0	38.6	29.6	65.0	37.0	11.9	16.6	0.7	8.1	3.6