

2024 SCHEDULE / RESULTS

DATE	OPPONENT	TIME/RESULT
02/16	@ Jacksonville (DH)	L, 8-6
02/16	@ Jacksonville (DH)	L, 11-3
02/20	NORTHERN KENTUCKY	W, 10-2
02/24	vs. Ball State%	W, 6-5
02/24	vs. Illinois%	W, 10-3
02/25	@ #25 Coastal Carolina%	L, 25-2
02/27	@ Xavier	L, 11-9
02/29	OAKLAND	W, 9-6
03/01	NORTHERN ILLINOIS	W, 13-5
03/02	NORTHERN ILLINOIS (DH)	W, 6-5 (7 inn.)
03/02	NORTHERN ILLINOIS (DH)	L, 6-4
03/03	NORTHERN ILLINOIS	W, 14-1 (7 inn.)
03/06	AKRON	W, 19-8
03/08	@ Kansas State*	L, 4-0
03/09	@ Kansas State*	W, 11-7
03/10	@ Kansas State*	L, 14-13 (12 inn.)
03/12	WESTERN ILLINOIS	L, 12-11
03/13	WESTERN ILLINOIS	W, 8-3
03/15	KANSAS*	L, 14-4
03/16	KANSAS*	W, 1-0
03/17	KANSAS*	W, 10-1
03/20	@ Miami (OH)	W, 11-3
03/22	@ Saint Louis	L, 14-12
03/23	@ Saint Louis	W, 13-4
03/24	@ Saint Louis	W, 8-3
03/26	@ Louisville	L, 11-5
03/28	@ Baylor*	W, 8-3
03/29	@ Baylor*	L, 8-6
03/30	@ Baylor*	L, 9-2
04/02	vs. Xavier^	Canceled
04/05	TCU*	W, 4-2
04/06	TCU*	W, 6-2
04/07	TCU*	W, 13-2 (7 inn.)
04/09	vs. Xavier^	W, 5-2
04/12	@ Oklahoma State*	L, 8-4 (10 inn.)
04/13	@ Oklahoma State*	L, 12-5
04/14	@ Oklahoma State*	L, 10-6
04/16	EASTERN KENTUCKY	W, 12-2 (8 inn.)
04/17	XAVIER	L, 6-4
04/19	HOUSTON*	W, 6-4
04/20	HOUSTON*	W, 5-4
04/21	HOUSTON*	L, 8-5
04/26	@ UCF*	W, 9-4
04/27	@ UCF*	L, 5-2
04/28	@ UCF*	W, 8-2
04/30	@ Ohio State	L, 12-6
05/03	WEST VIRGINIA*	L, 5-4
05/04	WEST VIRGINIA*	W, 10-4
05/05	WEST VIRGINIA*	W, 8-2
05/07	@ Indiana	6 p.m.
05/09	@ BYU*	8 p.m.
05/10	@ BYU*	8 p.m.
05/11	@ BYU*	1:30 p.m.
05/14	UCONN	11 a.m.
05/16	OKLAHOMA*	5 p.m.
05/17	OKLAHOMA*	5 p.m.
05/18	OKLAHOMA*	1 p.m.
05/21-25	BIG 12 Tournament	Arlington, Texas

* - BIG 12 game

Home games, in **BOLD CAPS**, played at UC Baseball Stadium

Times and dates subject to change.

% - Coastal Carolina Tournament

^ - Joe Nuxhall Classic (Prasco Park)

All home games will be broadcasted on ESPN+.



CINCINNATI

BEARCATS



INDIANA

HOOSIERS



MAY 7 • BART KAUFMAN FIELD • BLOOMINGTON, IND.

CINCINNATI

Record.....27-21, 13-11 Big 12
Head Coach.....Jordan Bischel
Record at UC.....27-21 (1st)
Career Record.....341-177 (10th)

SERIES INFORMATION

Live Stats.....cpaw.me/LiveStats
Watch.....BTN+
Series History.....IU leads, 24-13
Last Meeting.....L, 11-9 (4/19/23)

INDIANA

Record.....27-19-1, 12-6 Big 10
Head Coach.....Jeff Mercer
School Record.....169-118-1 (6th)
Career Record.....246-156-1 (8th)

GAME PREVIEW

CINCINNATI – The University of Cincinnati baseball team has four road games scheduled for this week, a stretch that begins with a Tuesday evening contest at Indiana.

First pitch from Bloomington is set for 6 PM and the game will be broadcast on BTN+.

This will be the 38th all-time meeting between Cincinnati and Indiana. These two teams met last year on April 19 at UC Baseball Stadium and the Hoosiers won that game, 11-9.

The Bearcats are coming off a big series win vs. West Virginia, which leaves them in a tie for fifth place in the Big 12 standings and just two games out of second place. UC (13-11 Big 12) and Kansas (13-11) are both two games behind Oklahoma State (15-9), Texas (15-9), and West Virginia (15-9) in the conference standings with two weekends remaining.

Cincinnati has now won three-straight conference series for the first time since 2016 and has not lost a weekend home series this season.

Next up for the Bearcats will be a three-game Big 12 series at BYU this weekend. The first game of the series is set for 8 PM ET on Thursday, and game two will begin at 8 PM ET on Friday. The finale on Saturday is set for 1:30 PM ET.

Last Time Out

Cincinnati continued its stellar play at home this past weekend when it won its series vs. West Virginia. After dropping the first game, UC bounced back to win 10-4 on Saturday before winning the rubber match on Sunday, 8-2.

The Bearcats used the long ball to win on Saturday, hitting four home runs to power their way past WVU. Max Palmieri, Alec Jones, Kerrington Cross, and Josh Kross all homered in the game. In Sunday's win, UC was able to manufacture runs to build an early lead and Jones' three-run homer in the third inning blew the game open.

Cincinnati also benefited from outstanding starting pitching from Tommy Boba and Nathan Taylor. Boba tied a career-high with nine strikeouts on Saturday and did not allow a walk, while Taylor struck out seven in 6.1 innings and retired 10 straight batters at one point.

STATS COMPARISON

BATTING	AVG	OPS	GP	AB	R	H	2B	3B	HR	RBI	TB	SLG%	BB	HBP	SO	GDP	OB%	SF	SH	SB-A
Cincinnati	.278	.838	48	1,624	356	452	75	9	54	327	707	.435	278	80	421	20	.403	26	11	96-110
Indiana	.300	.895	47	1,653	400	496	111	7	64	372	813	.492	244	61	358	8	.403	31	7	28-34

PITCHING	ERA	WHIP	W-L	APP	CG	SH	SV	IP	H	R	ER	BB	SO	2B	3B	HR	AB	AVG	WP	HBP	BK	SFA	SHA
Cincinnati	5.88	1.58	27-21	198	1	1	10	415.0	438	302	271	217	400	79	8	61	1,628	.269	28	59	1	20	16
Indiana	6.45	1.54	27-19-1	210	0	0	9	407.1	420	329	292	209	453	74	0	76	1,619	.259	41	4	3	12	13

QUICK FACTS / NOTES

QUICK FACTS

GENERAL

Location	Cincinnati, OH 45221
Founded	1819
Enrollment	50,921
Conference	Big 12
Nickname	Bearcats
Colors	Red (PMS 186) & Black
Home Field	UC Baseball Stadium
President	Neville G. Pinto, PhD
Director of Athletics	John Cunningham
Faculty Representative	Brian Hatch, PhD

HISTORY

First Year of Baseball	1886
All-Time Record	1,778-1,927-21
No. Yrs in NCAA Tournament/Last	7/2019
Last NCAA Post-Season Opponent	Creighton, L, 1-6

COACHING STAFF

Head Coach	Jordan Bishel (St. Norbert '03)
Overall Record (Year)	341-177 (10th)
Record at Cincinnati (Year)	27-21 (1st)
Assistant Coach	Kyle Pettoruto (New Haven '97)
Year at Cincinnati	First/11th
Assistant Coach	Josh Reynolds (Central Missouri '10)
Year at Cincinnati	First/14th
Volunteer Assistant Coach	Tom Winske (St. Norbert '03)
Year at Cincinnati	First/26th

SUPPORT STAFF

Director of Program Development ..	Kyle Schroeder (1st season)
Director of Pitching Development	Taylor Sheriff (1st season)
Athletic Trainer	Zach Malecki (1st season)
Performance Nutrition Fellow	Adam Walz (2nd season)

2023 INFORMATION

Overall Record	24-33
Home	13-13
Road	11-15
Neutral	0-5
2023 Conference Record	10-14
Home	4-8
Road	6-6
Finish	5th

2023 TEAM

Position Starters Returning/Lost:	5/4
Pitching Starters Returning/Lost:	1/2

2024 SCHEDULE INFORMATION

Home/Away/Neutral Games:	23/26/4
Big 12 Home/Away Games:	15/15
Non-Conf. Home/Away/Neutral Games:	10/10/4

COMMUNICATIONS

Baseball Contact	Chris Cullum
Phone	630-220-4147
Email	cullumcm@ucmail.uc.edu

FOLLOW THE BEARCATS

For all the latest information on Cincinnati baseball, please visit GoBEARCATS.com. For up-to-the-minute updates, follow UC baseball (@GoBearcatsBase) on Twitter, Instagram and Facebook.

BEATING THE ODDS

Prior to the start of the season, Cincinnati was picked to finish last in the Big 12's preseason coaches poll. The Bearcats received 21 points in the poll, tied with BYU for the last spot.

Cincinnati enters the penultimate weekend tied for fifth with a 13-11 Big 12 record, tied with Kansas, and is just two games out of second place which is occupied by Texas (15-9), Oklahoma State (15-9), and West Virginia (15-9).

UC took two out of three games against West Virginia this past weekend and swept preseason favorite and 2023 College World Series participant TCU on April 5-7.

Cincinnati has won its last three conference series (vs. Houston, at UCF, and vs. West Virginia), the first time it has won three straight conference weekend series since 2016.

RUN FACTORY

Helping UC's offense all season long has been its ability to manufacture runs. The Bearcats rank 16th in the nation in walks (278) and 18th in stolen bases (96) and lead the Big 12 in HBP (80) and sacrifice flies (26). Their ability to get on base, take extra bases, and bring those runners home has helped UC reach double-digits in runs scored 15 times this season and post three run-rule victories. Cincinnati is averaging 7.4 runs per game

At UCF April 26-28, Cincinnati was able to average 6.3 runs per game against the Big 12's top-ranked pitching staff, as the Knights had a 4.20 ERA entering the weekend which was first in the league at the time.

This past weekend, UC scored 18 runs over the final two games against West Virginia to win the series.

HOME COOKIN'

UC boasts a 17-6 record in 23 home games this year and outscoring opponents 186-104 on its home turf. All three of UC's run-rule wins have come at home and have come against Northern Illinois, TCU, and Eastern Kentucky.

Cincinnati has not lost a weekend home series this season.

JOSH KROSS: SELFLESS SLUGGER

Josh Kross leads the Big 12 with 56 RBI and ranks fourth in the Big 12 with 14 home runs. His three-home run performance at Saint Louis on March 22 tied UC's single-game school record are tied for the most by a Big 12 player in a game this season. Kross has a team-best 19 multi-hit efforts and has a season-high three hits in four games.

Kross also isn't afraid to give his team a free base and has been hit by a pitch 22 times this year, which ranks sixth in the nation. That is the most-ever in a season in school history, breaking the previous record held by Josh Harrison, who was plunked 21 times in 2006.

Single-Season HBP Record

1. Josh Kross (22, 2024)
2. Josh Harrison (21, 2006)
3. Mark Muscenti (20, 2005)
- T-4. Mark Muscenti (19, 2004)
- T-4. Mark Muscenti (19, 2006)

CHRISTIAN MITCHELLE NAMED TO JOHN OLERUD TWO-WAY PLAYER OF THE YEAR AWARD WATCH LIST

Christian Mitchell of the University of Cincinnati baseball team has been named to the watch list for the John Olerud Two-Way Player of the Year Award, the College Baseball Foundation announced Tuesday.

One of 23 players selected to the initial watch list, Mitchell has made his mark on the diamond this year as an infielder and a relief pitcher.

Mitchell has played in 34 games as a position player, making 33 starts primarily at shortstop, and is hitting .306 with 25 runs scored and 16 RBI. The Romeville, Ill. native was outstanding vs. Houston, hitting .583 with a home run and four RBI across three games.

On the mound, Mitchell has pitched in 19 games and sports a 3.37 ERA with a team-best five saves. He has been one of head coach Jordan Bishel's most-trusted weapons out of the bullpen, ranking third on the team in pitching appearances this season. He ranks fourth in the Big 12 in saves.

The John Olerud Two-Way Player of the Year Award is presented annually by the College Baseball Foundation to honor the nation's top combo pitcher-position player. Recent winners include Caden Grice (Clemson, 2023), Paul Skenes (Air Force, 2022), and Spencer Schwellenbach (Nebraska, 2021).

TWO-SPOT TOMMY O'CONNOR

Tommy O'Connor has hit out of the two-hole for nearly the entire season and has done a great job setting the table for the hitters behind him and clearing the table with his prodigious power.

O'Connor ranks second on UC with 12 home runs and a .552 slugging percentage, and also ranks second in runs scored and in walks, ranking seventh in the Big 12 in the latter category. O'Connor has 14 multi-hit efforts this year and 13 multi-RBI performances, among the most on the team in both categories.

NOTES

KERRINGTON CROSS DOING HIS JOB

Hitting at or near the top of Cincinnati's lineup the entire season, Kerrington Cross has been a solid table setter for the hitters that follow him. He ranks fourth in the Big 12 with 40 walks, which has helped him come around to score 53 times, which ranks also ranks fourth in the league. He has also started 47 of 48 games at third base.

Cross has reached base at least twice in 37 of Cincinnati's 48 games this season. His two-run home run in the bottom of the seventh of the series finale against TCU enacted the run-rule and capped Cincinnati's series sweep of the Horned Frogs. He also recorded the game-winning hit in the run-rule win vs. Eastern Kentucky.

NATHAN TAYLOR SETTLING IN

Freshman Nathan Taylor has made 13 starts this year and has been one of the best pitchers on UC's staff. He is tied for first in the Big 12 lead with seven wins and has a team-best 62 punchouts. He struck out a season-high 10 in 5.1 innings vs. Illinois on Feb. 24 and his start against Kansas may have been his best one yet. Taylor struck out five in 6.0 scoreless frames vs. the Jayhawks on March 17.

The 6-4 hurler from Amelia, Ohio was a four-year letterwinner at West Clermont, where he was named the team's Most Valuable Player three years in a row. He led his team to a conference championship and a regional title as a senior while posting a sub-2.00 ERA en route to honorable mention all-state accolades.

THE RETURN OF GRIFFIN HUGUS

A 2023 All-AAC Freshman Team honoree, Griffin Hugus missed a chunk of the season earlier this year due to injury but has been terrific since returning. Hugus has pitched in three games since coming back from his injury and has a spotless 0.00 ERA in 5.2 innings of work out of the bullpen, striking out six. His best outing was a three-inning save at UCF in the finale where he struck out four in three scoreless frames.

CARSON MARSH STEPPING UP

A freshman reliever, Carson Marsh has made 20 appearances on the mound this season, second-most on the team. He made his first start of the year on April 16 vs. Xavier and his top performance of the year also came against the Musketeers on April 9 at Prasco Park. The freshman hurler struck out six in 4.0 scoreless innings that night.

Marsh once again came through in the clutch for UC this past weekend at UCF. He earned the win in the series opener thanks to three scoreless innings, striking out five and allowing

just one baserunner.

SETH LOGUE PROVES TO BE BULLPEN WEAPON

Seth Logue opened the year in UC's starting rotation and returned to the rotation this past weekend at UCF, but over the previous few weeks had flourished in a new role out of the bullpen.

Over his four relief outings against Baylor, TCU, Oklahoma State, and Houston, Logue compiled a 3.27 ERA over 22.0 innings out of the bullpen while striking out 28 and walking just six. His stretch of Friday night relief dominance started in the opener at Baylor when he struck out eight in 6.1 innings and continued against TCU when he punched out six in 5.1 frames. His finest outing was at Oklahoma State when he tied a career-high with nine strikeouts in 6.0 hitless innings.

Logue's performance at Oklahoma State earned him a Game Score of 79, the second-highest mark in a relief performance across all of Division I during the weekend of April 12-14.

KAMERON GUIDRY'S SLUGGING STRETCH

For a three-game stretch earlier this season, nobody was hitting the ball better than Kameron Guidry.

He homered in three straight games (March 10 at Kansas State, March 12-13 vs. Western Illinois), hitting .462 with five home runs, 12 RBI, and seven runs scored over that stretch. The senior infielder hit two home runs at Kansas State in the series finale, two more against Western Illinois in the first game of that midweek series, and added another the next day vs. WIU.

He has two of UC's four multi-homer games this year.

SINGLE-GAME SUPERLATIVES

- Cincinnati tied two major single-game program records during the SLU series. They slugged eight home runs in the series opener to tie the single-game school record, and they stole a record-tying 10 bases the next day.
- UC has drawn double-digit walks five times this season, including a high of 12 walks in games against Northern Illinois (March 2) and Western Illinois (March 12).
- The 20 hits against Kansas State on March 10 were the most for the Bearcats since tallying 20 hits against Xavier on March 21, 2021.
- Earlier this year, UC allowed one run combined in its final two games against Kansas. The last time they had allowed just one run combined over a two-game stretch was April 19-20, 2013 when they posted 5-1

and 4-0 victories, respectively, against Villanova.

WALK-OFF BRUISE

In game one of Cincinnati's doubleheader vs. Northern Illinois, Josh Hegemann was hit by a pitch with the bases loaded to bring in the game-winning run. It marked the first time since Feb. 24, 2013 that the Bearcats won a game in walk-off fashion with the RBI coming from something other than a hit or home run. UC won that game, 7-6, against Western Carolina when Colin Hawk was also hit by a pitch with the bases loaded.

TOMMY BOBA EARNS WEEKLY AWARDS FROM BIG 12 AND PERFECT GAME (MARCH 18-19)

Tommy Boba was named the Big 12 Pitcher of the Week on March 18 and the Perfect Game National Pitcher of the Week on March 19.

Boba was magnificent last week across two outings, one of which was a near no-hitter on Saturday vs. Kansas. Boba held the Jayhawks hitless through eight innings, finally surrendering his first hit of the day to the leadoff hitter in the top of the ninth. He struck out a career-best eight and retired 11 straight batters at one point from the end of the fourth inning to the beginning of the eighth. His start vs. KU is tied for the longest start by a Big 12 pitcher this season.

D1Baseball ranked the Top 100 pitching performances from this past weekend by game score, and Boba's mark of 86 was the highest in the country for this weekend's slate of games.

Earlier in the week, Boba struck out two in 1.1 innings against Western Illinois in midweek action.

JOSH KROSS - BIG 12 CO-NEWCOMER OF THE WEEK (MARCH 4)

Cincinnati earned its first weekly award as a member of the Big 12 Conference on March 4. Josh Kross was named Co-Newcomer of the Week thanks to his outstanding performances against Xavier, Oakland, and Northern Illinois.

The Brunswick, Ohio native was outstanding, hitting .455 and slugging .909 in six games while tallying three home runs and 11 RBI. He led Cincinnati in RBI and hits (11) and was tied for the team lead in home runs and runs scored (nine). He also reached base at least twice in five of six contests.

Kross opened the week by hitting his first home run as a Bearcat at Xavier on Feb. 27 and homered again in the next game vs. Oakland on Feb. 29. He saved his best performance for last, going 3-for-4 with a home run and career-high six RBI in the finale vs. Northern Illinois.

RETURN OF THE MAC

UC is 6-1 against Mid-American Conference

NOTES

teams this year. They defeated Ball State earlier this year in Conway, S.C., won three out of four games against Northern Illinois, and defeated Akron and Miami in midweek action.

Of course, head coach Jordan Bischel has ties for the MAC coming from Central Michigan, and six players on the roster transferred to UC after spending time in the MAC.

D1BASEBALL ACCOLADES

Five Bearcats were highlighted as top prospects and impact freshmen by D1Baseball in the organization's Big 12 preview.

Two Bearcats were represented in the Big 12 Conference prospect ranking for the upcoming 2024 MLB Draft, headlined by junior first basemen Tommy O'Connor coming in at No. 33. O'Connor batted .303 (23-for-76) with two doubles, two triples, eight home runs and 19 RBI in 2023.

Josh Kross, a transfer from Eastern Michigan, came in at No. 38 for the 2024 MLB Draft. He batted .376 (86-for-229) with 43 runs scored, 18 doubles, 15 home runs and 70 RBI. He was named MAC Freshman of the Year, First Team All-MAC and Freshman All-America by College Baseball Newspaper.

In addition, UC had a pair of two-way players recognized on the top prospect list for the 2025 MLB Draft. Christian Mitchelle came in at No. 19, followed by Griffin Hugus at No. 28.

Mitchelle is a transfer from Central Michigan, where he was named All-MAC Second Team after batting .307 (58-189) with 53 runs scored, 13 doubles, three home runs and 29 RBI as a freshman. He also served an important role as a relief pitcher in 2023, making 11 appearances with a 3.18 ERA.

Hugus, an AAC All-Freshman Team selection in 2023, batted .234 (29-for-124) with seven doubles, one triple, two home runs and 20 RBI. He made 18 appearances on the mound with a 1-2 record and two saves.

Freshman right-handed pitcher Nathan Taylor was selected to D1Baseball's impact freshmen list at No. 23. He was named West Clermont's Most Valuable Pitcher three years in a row and struck out 53 batters in 36 innings as a senior.

BISCHEL ERA BEGINS

Jordan Bischel became the 33rd head coach in Bearcat Baseball history on June 21, 2023.

Bischel comes to UC from Central Michigan, where he served as head coach for five seasons. He also spent four seasons as head coach of Northwood, an NCAA Division II program in Midland, Mich., and two seasons at the helm

of NAIA program Midland University in Fremont, Neb.

As a head coach at the NCAA level he has nine winning seasons, eight conference championships, and three NCAA Regional appearances. Bischel's CMU squad advanced to the NCAA Tournament in 2019, 2021, and 2022.

BISCHEL BALL COMING TO UC

When asked what fans can expect from Cincinnati Baseball in 2024, Coach Bischel said that his team will play fast and play aggressive, which tracks with how his Central Michigan teams approached the game during his tenure there.

Last season, Bischel's Central Michigan squad ranked eighth in the country in stolen bases (133) and had three players with at least 20 stolen bases, including Christian Mitchelle, who transferred to UC this season.

STADIUM UPGRADES

Cincinnati baseball has made several improvements to UC Baseball Stadium since the end of the 2023 season. Those additions and improvements include:

- New videoboard and turf surface.
- Upgraded stadium speakers and lighting.
- Renovated outfield fence that includes new padding and graphics featuring retired numbers, NCAA Regional appearances, and conference championships.
- Updated indoor graphics featuring MLB alumni, current players, and Big 12 logos.
- Installation of new batting cages and pitching machine.

NEW FACES

Cincinnati's 2024 roster features 21 new players, including 12 transfers and nine true freshmen.

Christian Mitchelle (Central Michigan), Hunter Jessee (Indiana), Michael Conte (Central Michigan), Ryan Insko (Central Michigan), Keegan Allen (West Virginia), Seth Logue (Kentucky), Joey Hurth (Indiana State), Luke Sefcik (Central Michigan), Will Murphy (DePauw), Josh Kross (Eastern Michigan), Dalton Pearson (Georgia State), and Marc Carney (Central Michigan) all join the Bearcats from previous institutions.

Gavin Ehrhardt (Avon, Ohio), Nathan Taylor (Amelia, Ohio), Noah Wicks (Arvada, Colo.), Charlie Niehaus (West Chester, Ohio), Joey Canzoni (Walton Hills, Ohio), Carson Marsh (West Chester, Ohio), Bradley Coulter (Taylorsville, Ky.), Drew Erdmann (Hudson, Ohio), and Carson French (West Chester,

Ohio) are UC's true freshman.

WELCOME TO THE BIG 12

This will be Cincinnati's first baseball season in the Big 12, one of the premier baseball conferences in the country.

Four Big 12 baseball teams, No. 5 TCU, No. 16 Texas, No. 21 Texas Tech and No. 24 Kansas State, start the 2024 season in the D1Baseball Top 25. Six Big 12 programs were selected to the 2023 NCAA Division I Baseball Championship, with a Big 12 team reaching the Men's College World Series for the ninth consecutive tournament.

2024 BIG 12 CONFERENCE STANDINGS

SCHOOL	BIG 12	WIN%	OVERALL	WIN%	H	A	N	STK
Oklahoma	18-6	.750	29-17	.630	15-10	12-4	2-3	W3
Oklahoma State	15-9	.625	32-16	.667	19-5	10-10	3-1	W1
Texas	15-9	.625	30-19	.612	21-12	9-4	0-3	L1
West Virginia	15-9	.625	28-18	.609	14-5	12-13	2-0	L2
Kansas	13-11	.542	27-17	.614	15-7	9-6	3-4	L1
Cincinnati	13-11	.542	27-21	.562	17-6	7-15	3-0	W2
Kansas State	12-12	.500	28-19	.596	18-6	8-12	2-1	W1
TCU	13-14	.481	29-16	.644	19-5	7-11	3-0	W3
UCF	11-12	.478	29-15	.659	19-7	10-8	0-0	W3
Texas Tech	12-15	.444	30-20	.600	22-7	5-11	3-2	L3
Baylor	9-15	.375	20-26	.435	15-14	5-9	0-3	L3
Houston	6-17	.261	23-24	.489	19-10	3-12	1-2	L2
BYU	6-18	.250	18-26	.409	8-11	9-13	1-2	W1

MULTI-HIT GAMES

	2	3	4	5+	TOTAL
Kross, Josh	14	4	1	-	19
Brooks, Lauden	13	3	-	-	16
Cross, Kerrington	10	5	-	-	15
Hegemann, Josh	7	6	1	-	14
O'Connor, Tommy	11	2	1	-	14
Mitchelle, Christian	8	2	1	-	11
Jessee, Hunter	8	-	-	-	8
Sefcik, Luke	6	2	-	-	8
Vidourek, Landyn	4	2	-	-	6
Pearson, Dalton	4	-	-	-	4
Jones, Alec	2	1	-	-	3
Guidry, Kameron	1	1	-	-	2
Palmieri, Max	1	-	-	-	1

MULTI-RBI GAMES

	2	3	4	5+	TOTAL
Kross, Josh	8	5	1	2	16
O'Connor, Tommy	8	3	2	-	13
Cross, Kerrington	6	4	2	-	12
Jessee, Hunter	8	2	-	-	10
Vidourek, Landyn	7	-	1	-	8
Jones, Alec	6	1	-	-	7
Hegemann, Josh	5	1	-	-	6
Sefcik, Luke	5	-	-	-	5
Pearson, Dalton	4	1	-	-	5
Brooks, Lauden	2	2	-	-	4
Guidry, Kameron	1	1	1	1	4
Mitchelle, Christian	2	1	-	-	3
Palmieri, Max	-	1	-	-	1

HITTING STREAKS

	LONGEST	CURRENT
Jones, Alec	6	6
Cross, Kerrington	8	5
Jessee, Hunter	10	4
Brooks, Lauden	12	3
Hegemann, Josh	10	2
Mitchelle, Christian	7	2
Palmieri, Max	3	2
Harting, Cole	2	2
O'Connor, Tommy	8	1
Pearson, Dalton	4	1
Kross, Josh	9	-
Sefcik, Luke	6	-
Vidourek, Landyn	5	-
Guidry, Kameron	4	-
Klingenbeck, Kory	1	-

REACHED-BASE STREAKS

	LONGEST	CURRENT
Hegemann, Josh	19	19
Brooks, Lauden	12	12
O'Connor, Tommy	19	10
Sefcik, Luke	9	9
Jones, Alec	12	6
Harting, Cole	6	6
Cross, Kerrington	18	5
Jessee, Hunter	15	4
Vidourek, Landyn	22	3
Mitchelle, Christian	11	2
Palmieri, Max	3	2
Pearson, Dalton	11	1
Guidry, Kameron	4	1
Kross, Josh	24	-
Klingenbeck, Kory	3	-

THE LAST TIME

THE LAST TIME A BEARCATS PLAYER ...

Hit for the cycle.....	Anthony Snowell, May 7, 1999 vs. Saint Louis
Hit a grand slam.....	Ryan Nicholson, May 18, 2023 at Houston
Hit a walk-off home run.....	Kameron Guidry, April 11, 2023 vs. Miami (OH)
Hit a walk-off base hit.....	Cole Harting, April 2, 2023 vs. Wichita State
Walk-off RBI without a hit.....	Josh Hegemann, bases-loaded HBP; March 2, 2024 vs. Northern Illinois
Led off the game with a home run.....	Kerrington Cross, April 14, 2024 at #21 Oklahoma State
Hit back-to-back home runs.....	O'Connor-Guidry, May 19, 2023 at Houston
Hit back-to-back-to-back home runs.....	Nicholson-Cross-Sponseller; May 19, 2022 vs UCF, 3rd inning
Hit two home runs in a game.....	Tommy O'Connor, March 28, 2024 at Baylor
Hit 3+ home runs in a game.....	Josh Kross, March 22, 2024 at Saint Louis
Hit a home run in two straight games.....	Alec Jones; May 4-5 vs. West Virginia
Hit a home run in three straight games.....	Alec Jones; April 30 at Ohio State; May 4 vs. West Virginia; May 5 vs. West Virginia
Hit an inside-the-park home run.....	Paul Komistek, February 29, 2020 vs. Oakland
Hit two doubles in a game.....	Kerrington Cross, April 17, 2024 vs. Xavier
Hit three doubles in a game.....	Jace Mercer, May 9, 2021 at Houston
Hit two triples in a game.....	Kerrington Cross, March 19, 2022 vs Saint Joseph's
Had four hits in a game.....	Josh Kross, April 28, 2024 at UCF
Had five hits in a game.....	Paul Komistek, Feb. 19, 2022 at FGCU
Had 6+ hits in a game.....	Cole Harting, 6; March 20, 2021 at Xavier
Had four RBIs.....	Kerrington Cross, April 7, 2024 vs. TCU
Had five RBIs.....	Kameron Guidry, March 10, 2024 at Kansas State
Had 6+ RBIs.....	Josh Kross; 6; March 3, 2024 vs. Northern Illinois
Scored three runs.....	Kerrington Cross, April 14, 2024 at #21 Oklahoma State
Scored four runs.....	Lauden Brooks, March 23, 2024 at Saint Louis
Scored 5+ runs.....	Jace Mercer, 5; February 28, 2020 vs Oakland
Stole 3+ bases.....	Lauden Brooks, 3, vs. Butler, March 26, 2023, Game 2
Walked three times.....	Luke Sefcik, April 30, 2024 at Ohio State
Walked four times.....	Josh Hegemann, vs. Butler, March 26, 2023, Game 2
Hit by a pitch twice.....	Josh Kross, May 4, 2024 vs. West Virginia
Had 15+ putouts.....	Ryan Nicholson - 1B, 15; April 1, 2023 vs. Wichita State
Has 20+ putouts.....	Ryan Noda - 1B, 21; April 12, 2015 vs. Memphis
Had 8+ assists.....	Kameron Guidry - SS, 8; May 24, 2022 vs. Tulane
Had 10+ assists.....	Sean Springer - 2B, 11; May 6, 2023 vs. ECU
Threw a complete game.....	Nathan Taylor, April 7, 2024 vs. TCU (7 innings)/Beau Keathley, May 24, 2022 vs. Tulane (9 innings)
Threw a complete-game shutout.....	Dylan Brosky, March 4, 2023 vs. North Alabama (7 innings)/J.T. Perez; April 20, 2018 vs #24 UConn
Threw a complete game in back-to-back appearances.....	Tristan Hammans; April 14/21, 2015 vs. Xavier/Louisville
Two Bearcats threw consecutive complete games.....	Walker/Walsh; April 9/11, 2014, vs. Miami (OH)/UConn
Three Bearcats threw consecutive complete games.....	Orndorff/Zellner/Perez; May 8/13/14, 2016, vs. UCF/ Houston
Threw 10 or more strikeouts.....	Nathan Taylor, 10; February 24, 2024 vs. Illinois
Pitched more than 9 innings in a game.....	B.J. Borsa, 9.2; May 18, 2002 vs. Saint Louis
Struck out four batters in an inning.....	Tony Cento; May 7, 1999 vs. Saint Louis
Threw a no-hitter.....	Chris Murphy; April 15, 1995 vs IUPUI

THE LAST TIME UC ...

Had 15-19 hits.....	16 at UCF, April 28, 2024
Had 20+ hits.....	20 at Kansas State, March 10, 2024
Scored 10-14 runs.....	10 vs. West Virginia, May 4, 2024
Scored 15-19 runs.....	13 at Kansas State, March 10, 2024
Scored 20+ runs.....	22 at Xavier, March 20, 2021
Scored 10+ runs in one inning.....	10 runs, 6th inning vs. Oakland, March 19, 2006
Hit 5+ doubles.....	7 vs. Northern Illinois, March 1, 2024
Hit 3+ triples.....	3 vs. Miami, April 10, 2019
Hit three home runs.....	vs. Western Illinois, March 12, 2024
Hit four home runs.....	vs. West Virginia, May 4, 2024
Hit 5+ home runs.....	8 at Saint Louis, March 22, 2024
Hit two grand slams.....	Kameron Guidry & Kory Klingenberg; at Xavier March 22, 2023
Stole five bases.....	5, vs. TCU, April 6, 2024
Stole six bases.....	6, vs. Northern Illinois, March 3, 2024
Stole 7+ bases.....	10, at Saint Louis, March 23, 2024
Played 10 innings.....	at #21 Oklahoma State, April 12, 2024
Played 11 innings.....	at Tulane, May 6, 2022
Played 12+ innings.....	12, at Kansas State, March 10, 2024
Swept a 3-game series.....	vs. TCU, April 5-7, 2024
Was swept in a 3-game series.....	at #21 Oklahoma State, April 12-14, 2024
Swept a 4-game series.....	vs. North Alabama, March 3-5, 2023
Was swept in a 4-game series.....	at #11 ECU, April 1-3, 2021
Swept a double-header.....	vs. North Alabama, March 5, 2023
Was swept in a double-header.....	at Jacksonville, February 16, 2024
Turned a triple play.....	8-6-3; at Miami, May 7, 2019

2024 CINCINNATI BASEBALL

ROSTER

NUMERICAL

#	NAME	YR.	POS.	B/T	HT.	WT.	HOMETOWN/HIGH SCHOOL/PREVIOUS SCHOOL
0	Alec Jones	R-Sr	C	R/R	6-0	195	Poway, Calif./Rancho Bernardo/Oral Roberts
2	Kerrington Cross	R-Jr.	UTL	R/R	6-1	215	Brownsburg, Ind./Brownsburg
3	Christian Mitchelle	So.	INF/RHP	R/R	6-0	200	Romeoville, Ill./ Plainfield East/Central Michigan
4	Sean Springer	R-Jr.	INF	L/R	5-10	175	Strongsville, Ohio/Holy Name
5	Hunter Jessee	Gr.	OF	L/L	6-0	190	South Lebanon, Ohio/Kings/Indiana
6	Max Palmieri	R-Sr.	INF	R/R	5-9	180	Maineville, Ohio/Kings/Lincoln Trail
7	Gavin Ehrhardt	Fr.	OF	L/L	5-11	210	Avon, Ohio/Avon
8	Lauden Brooks	Jr.	INF	R/R	5-10	190	Cincinnati, Ohio/McNicholas/Texas Tech
9	Kameron Guidry	R-Sr.	INF	R/R	5-11	182	Snellville, Ga./Redan/Georgia
10	Cole Harting	Sr.	OF	R/R	5-11	210	West Chester, Ohio/Mason
11	Nathan Taylor	Fr.	RHP	L/R	6-4	220	Amelia, Ohio/West Clermont
13	Noah Wicks	Fr.	C	L/R	5-11	186	Arvada, Colo./Golden
14	Landyn Vidourek	So.	OF	L/R	6-2	188	Hamilton, Ohio/Badin
15	Kory Klingenbeck	R-Jr.	C	S/R	5-10	207	Cincinnati, Ohio/Elder/Walters State
16	Michael Conte	Jr.	RHP	R/R	6-3	212	Cincinnati, Ohio/Walnut Hills/Central Michigan
17	Ryan Insko	R-Sr.	RHP	R/R	6-0	180	Kirkwood, Mo./St. John Vianney/Central Michigan
18	Max Bergmann	Sr.	RHP	R/R	6-3	205	Georgetown, Ind./St. Xavier
19	Charlie Niehaus	Fr.	INF	R/R	5-10	170	West Chester, Ohio/Archbishop Moeller
20	Keegan Allen	Jr.	RHP	R/R	6-0	185	Rogers, Ark/Bentonville/West Virginia
21	Shawn Parnell	R-Fr.	RHP	S/R	5-10	200	Akron, Ohio/Archbishop Hoban
22	Josh Hegemann	Sr.	OF	L/L	6-1	180	Liberty Township, Ohio/Badin
23	Kyle Schupmann	So.	INF	R/R	6-1	200	Geneva, Ill./Luther Prep
24	Carter Earls	Jr.	LHP	L/L	6-4	231	Middletown, Ohio/Bishop Fenwick
25	Joey Canzoni	Fr.	INF	R/R	5-11	195	Walton Hills, Ohio/Walsh Jesuit
26	Chase Horst	So.	LHP	L/L	5-11	183	Lititz, Pa./P27 Academy
27	Seth Logue	Sr.	RHP	R/R	6-1	190	Mason, Ohio/Archbishop Moeller/Kentucky
28	Griffin Hugus	So.	RHP/UTL	L/R	6-2	205	Wellington, Fla./Cardinal Newman
29	Carson Marsh	Fr.	RHP	R/R	5-10	170	West Chester, Ohio/Archbishop Moeller
30	Joey Hurth	Jr.	RHP	R/R	6-3	217	Hopkins, Minn./Hopkins/Indiana State
31	Luke Sefcik	R-So.	INF	R/R	5-10	185	Palos Heights, Ill./Marist/Central Michigan
32	Tommy Boba	So.	RHP	R/R	6-2	206	Wheaton, Ill./Wheaton Warrenville South
33	Bradley Coulter	Fr.	RHP	R/R	6-2	187	Taylorsville, Ky./Spencer County
35	Will Murphy	R-Fr.	RHP	R/R	5-10	185	Morrow, Ohio/Cincinnati Hills Academy/DePauw
40	Drew Erdmann	Fr.	RHP	R/R	6-4	220	Hudson, Ohio/Walsh Jesuit
41	Josh Kross	Jr.	1B/C	S/R	6-2	226	Brunswick, Ohio/Brunswick/Eastern Michigan
42	Dalton Pearson	Sr.	OF	R/R	5-10	193	Johns Creek, Ga./Johns Creek/Georgia State
43	Marc Carney	Sr.	C	R/R	6-4	242	Highland, Mich./Milford/Central Michigan
44	Tommy O'Connor	Jr.	1B	L/L	6-4	230	Martinsville, Ind./Mooresville
45	Brenden Garula	So.	LHP	R/L	6-0	190	Mason, Ohio/Mason
46	Carson French	Fr.	RHP	R/R	6-1	213	West Chester, Ohio/Lakota East
77	Alex Shea	R-Sr.	LHP	L/L	6-4	212	Union, Ky./St. Henry

ALPHABETICAL

#	NAME	POS.
20	Keegan Allen	RHP
18	Max Bergmann	RHP
32	Tommy Boba	RHP
8	Lauden Brooks	INF
25	Joey Canzoni	INF
43	Marc Carney	C
16	Michael Conte	P
33	Bradley Coulter	RHP
2	Kerrington Cross	UTL
24	Carter Earls	LHP
7	Gavin Ehrhardt	OF
40	Drew Erdmann	RHP
46	Carson French	RHP
45	Brenden Garula	LHP
9	Kameron Guidry	INF
10	Cole Harting	OF
22	Josh Hegemann	OF
26	Chase Horst	LHP
28	Griffin Hugus	RHP/UTL
30	Joey Hurth	RHP
17	Ryan Insko	RHP
5	Hunter Jessee	OF
0	Alec Jones	C
15	Kory Klingenbeck	C
41	Josh Kross	C/INF
27	Seth Logue	RHP
29	Carson Marsh	RHP
3	Christian Mitchelle	INF
35	Will Murphy	RHP
19	Charlie Niehaus	INF
44	Tommy O'Connor	1B
6	Max Palmieri	INF
21	Shawn Parnell	RHP
42	Dalton Pearson	OF
23	Kyle Schupmann	INF
31	Luke Sefcik	INF
77	Alex Shea	LHP
4	Sean Springer	INF
11	Nathan Taylor	RHP
14	Landyn Vidourek	RHP/UTL
13	Noah Wicks	C

COACHING STAFF

Jordan Bischel - Head Coach (1st Season)
Josh Reynolds- Assistant Coach (1st Season)
Kyle Pettoruto- Assistant Coach (1st Season)
Tom Winske- Assistant Coach (1st Season)

SUPPORT STAFF

Kyle Schroeder - Director of Program Development (1st Season)
Tyler Dellerman - Director of Video (1st Season)
Tayler Sheriff- Director of Pitching Development (1st Season)
Zach Malecki- Athletic Trainer

PRONUNCIATIONS

Max PALMIERI: Paul-MERRY
Gavin EHRHARDT: AIR-heart
LAUDEN Brooks: LAO-den (like 'ow')
Kameron GUIDRY: GID-ree.
Ryan INSCO: IN-sko
Landyn VIDOUREK: VID-er-rick
Michael CONTE: CON-tee

Luke SEFCIK: SEF-sick
Charlie NIEHAUS: KNEE-house
Kyle SCHUPMANN: SHUP-man (like 'shut')
Griffin HUGUS: HEW-gus
Drew ERDMANN: ERD-men
Josh HEGEMANN: HEG-ah-man

Jordan BISCHEL: BISH-uhl

ROSTER BY POSITION

RHP.....16
INF11
LHP..... 5
OF 5
C..... 5
UTIL 3


ROSTER BY CLASS

Freshmen..... 9
Redshirt Freshmen 1
Sophomores 7
Redshirt Sophomores..... 1
Juniors 7
Redshirt Juniors..... 3
Seniors 6
Redshirt Seniors..... 5
Graduates..... 1

ROSTER BY STATE

Ohio21
Illinois 4
Indiana 3
Kentucky..... 2
Arkansas 1
California 1
Colorado..... 1
Florida 1
Georgia 1
Minnesota 1
Missouri 1
Pennsylvania 1

TV HEADSHOT CHART



ALEC JONES
C • R/R • Poway, Calif.



KERRINGTON CROSS
UTL • R/R • Brownsburg, Ind.




CHRISTIAN MITCHELLE
INF/RHP • R/R • Romeoville, Ill.



SEAN SPRINGER
INF • L/R • Strongsville, Ohio




HUNTER JESSEE
OF • L/L • South Lebanon, Ohio



MAX PALMIERI
INF • L/R • Maineville, Ohio



GAVIN EHRHARDT
OF • L/L • Avon, Ohio



LAUDEN BROOKS
INF • R/R • Cincinnati, Ohio



KAMERON GUIDRY
INF • R/R • Snellville, Ga.



COLE HARTING
OF • R/R • West Chester, Ohio




NATHAN TAYLOR
RHP • R/R • Amelia, Ohio




NOAH WICKS
C • L/R • Arvada, Colo.



LANDYN VIDOUREK
RHP/UTL • L/R • Hamilton, Ohio



KORY KLINGENBECK
C • S/R • Cincinnati, Ohio



MICHAEL CONTE
RHP • R/R • Cincinnati, Ohio



RYAN INSKO
RHP • R/R • Kirkwood, Mo.



MAX BERGMANN
RHP • R/R • Georgetown, Ind.



CHARLIE NIEHAUS
INF • R/R • West Chester, Ohio




KEEGAN ALLEN
RHP • R/R • Rogers, Ark.




SHAWN PARNELL
RHP • S/R • Akron, Ohio




JOSH HEGEMANN
OF • L/L • Liberty Township, Ohio



KYLE SCHUPMANN
INF • R/R • Geneva, Ill.



CARTER EARLS
LHP • L/L • Middletown, Ohio



JOEY CANZONI
INF • R/R • Walton Hills, Ohio




CHASE HORST
LHP • L/L • Lititz, Pa.




SETH LOGUE
RHP • R/R • Mason, Ohio



GRIFFIN HUGUS
UTL/RHP • L/R • Wellington, Fla.




CARSON MARSH
RHP • R/R • West Chester, Ohio




JOEY HURTH
RHP • R/R • Hopkins, Minn.




LUKE SEFCIK
INF • R/R • Palos Heights, Ill.



TOMMY BOBA
RHP • R/R • Wheaton, Ill.



BRADLEY COULTER
RHP • R/R • Taylorsville, Ky.



WILL MURPHY
RHP • R/R • Morrow, Ohio



DREW ERDMANN
RHP • R/R • Hudson, Ohio



JOSH KROSS
1B/C • S/R • Brunswick, Ohio



DALTON PEARSON
OF • R/R • Johns Creek, Ga.



MARC CARNEY
C • R/R • Highland, Mich.




TOMMY O'CONNOR
LHP/1B • L/L • Martinsville, Ind.



BRENDEN GARULA
LHP • R/L • Mason, Ohio



CARSON FRENCH
RHP • R/R • West Chester, Ohio



ALEX SHEA
LHP • L/L • Union, Ky.

COACHING STAFF



JORDAN BISCHSEL
HEAD COACH • 1ST SEASON



JOSH REYNOLDS
PITCHING COACH / RECRUITING



KYLE PETTORUTO
HITTING COACH / INFELDERS



TOM WISKE
VOLUNTEER ASSISTANT / OUTFELDERS

HEAD COACH JORDAN BISCHEL



JORDAN BISCHEL • HEAD COACH • FIRST SEASON • ST. NORBERT '03

UC Director of Athletics John Cunningham announced on June 18, 2023 the hire of Jordan Bischel as the 33rd head coach in program history.

The Green Bay, Wis., native comes to UC from Central Michigan, where he served as head coach for five seasons. He also spent four seasons as head coach of Northwood, an NCAA Division II program in Midland, Mich., and two seasons at the helm of NAIA program Midland University in Fremont, Neb.

Overall, he has a 341-177 record (.660) as an NCAA coach, including nine winning seasons and eight conference championships (four at Central Michigan, four at Northwood).

Bischel led the Chippewas to four Mid-American Conference (MAC) championships -- two regular season and two tournament -- and three NCAA Regionals. The Chippewas went 177-80 (.689) during Bischel's tenure.

In five seasons as head coach at CMU, Bischel had a 102-32 MAC record and posted three consecutive 40-win full seasons for the first time since 1986-88. Bischel's teams won a combined 132 games in 2019, '21 and '22, marking the winningest three-year stretch in program history.

Bischel's CMU teams went a combined 31-8 against the five other Michigan Division I programs, Michigan, Michigan State, Eastern Michigan, Western Michigan and Oakland, and Bischel led his Chippewas to 12 victories over opponents from Power 5 conferences.

In 2022, the Chippewas finished 43-19, including 30-7 and in second place in the MAC. They made a remarkable run to the league tournament crown, starting 1-1 and then winning three consecutive elimination games, the final two against host and regular season champion Ball State.

That put the Chippewas in the NCAA Tournament for the third straight season, where they went 1-2 and bowed to No. 13-ranked Florida in the Gators' home stadium in Gainesville.

The Chippewas posted a 42-18 ledger in 2021, capped by a 2-2 finish in the NCAA Regional in South Bend, Ind. The Chippewas were the No. 4 seed in the four-team tournament and posted victories over No. 2 Michigan and No. 3 UConn.

Bischel electrified CMU baseball from the word go in 2019, leading it to its first MAC Tournament championship and its first NCAA Tournament berth since 1995. The 2019 squad posted a 47-14 mark -- an 18-win improvement over the 2018 squad -- and a dramatic 6-5 victory over Miami (Fla.) in an NCAA Regional game in Starkville, Miss. It was CMU's first NCAA Tournament victory since 1988.

The Chippewas earned their first MAC regular season title since 2015, tied the program record for victories in a season (47), and its .770-win percentage was fifth best in the nation.


Prior to his time at CMU, Bischel was the head coach of Northwood from 2014 to 2018. The Timberwolves posted a combined 137-76 record and won two Great Lakes Intercollegiate Athletic Conference (GLIAC) Championships as well as two GLIAC Tournament titles. Over his last two seasons, Northwood won 84 games -- the best two-year stretch prior to Bischel's arrival featured 55 wins (1989-90).

Before Northwood, Bischel coached at Midland University in Fremont, Neb., for two seasons, leading the Warriors to a combined 74-45 record. In his first year at Midland, the Warriors won 31 games.

Bischel also coached in the Northwoods League for five seasons, four with the Green Bay Bullfrogs and one with the Wisconsin Woodchucks. He also served as the pitching coach for three seasons at Northwest Missouri State and was an assistant coach at John Carroll and at St. Norbert College in Wisconsin.

Bischel was an academic all-conference first baseman and pitcher at St. Norbert from 2000 to 2003. He earned all-conference honors and served as the team captain as a senior.

Bischel and his wife Katie have three sons, twins Luke and Parker, and Chase.



THE BISCHEL FILE

Hometown: Green Bay, Wisconsin

Wife: Kate

Children: Luke, Parker, Chase

Education: St. Norbert '03

Playing Career: St. Norbert - 2000-03 (First base/Pitcher)

COACHING CAREER

YEAR	SCHOOL	POSITION
2004-06	St. Norbert	Assistant Coach
2007-09	John Carroll	Assistant Coach
2010-12	Northwest Missouri State	Assistant Coach
2013-14	Midland	Head Coach
2015-18	Northwood	Head Coach
2018-23	Central Michigan	Head Coach
2024-Present	Cincinnati	Head Coach

CAREER ACCOMPLISHMENTS

- MAC Coach of the Year (2019, 2021)
- GLIAC Coach of the Year (2017, 2018)

CHAMPIONSHIPS

- MAC Tournament Championship (2019, 2022)
- MAC Regular Season Championship (2019, 2021)
- GLIAC Tournament Championships (2017, 2018)
- GLIAC Regular Season Championship (2017, 2018)
- GPAC Tournament Championship (2014)

NCAA DIVISION I TOURNAMENT APPEARANCES

- 2022 NCAA Regional (Gainesville, Fla.); 1-2
- 2021 NCAA Regional (South Bend, Ind.); 2-2
- 2019 NCAA Regional (Starkville, Miss.); 1-2

BISCHEL YEAR-BY-YEAR RECORD

OVERALL					CONFERENCE				
YEAR	SCHOOL	W	L	PCT	W	L	PCT	FINISH	POSTSEASON
2013	Midland	31	26	.544	9	11	.450	6th	NAIA Opening Round
2014	Midland	43	19	.693	16	4	.800	3rd	NAIA Opening Round
MIDLAND TOTALS		74	45	.622	25	15	.625		1-4
YEAR	SCHOOL	W	L	PCT	W	L	PCT	FINISH	POSTSEASON
2015	Northwood	28	23	.549	20	12	.625	3rd	
2016	Northwood	25	24	.510	14	16	.467	3rd	
2017	Northwood	46	13	.780	26	6	.813	1st	NCAA Midwest Regional
2018	Northwood	28	16	.636	21	7	.750	1st	NCAA Tournament Qualifier
NORTHWOOD TOTALS		137	76	.643	81	41	.664		3-4
YEAR	SCHOOL	W	L	PCT	W	L	PCT	FINISH	POSTSEASON
2019	CMU	47	14	.770	22	5	.815	1st*	NCAA Regional
2020	CMU	11	6	.647	0	0	.000	N/A	
2021	CMU	41	18	.694	31	9	.775	1st	NCAA Regional
2022	CMU	43	19	.693	30	7	.811	2nd*	NCAA Regional
2023	CMU	34	23	.596	19	11	.633	3rd	
CMU TOTALS		177	80	.688	101	32	.759		4-6
YEAR	SCHOOL	W	L	PCT	W	L	PCT	FINISH	POSTSEASON
2024	Cincinnati	27	21	.562	13	11	.542		
CINCINNATI TOTALS		27	21	.562	13	11	.542		
NCAA CAREER TOTALS		341	177	.658	220	99	.690		8-14

ASSISTANT COACHES

13

**JOSH REYNOLDS**

PITCHING COACH / ASSISTANT COACH

University of Cincinnati head baseball coach Jordan Bischel announced on July 11, 2023 the hire of Josh Reynolds as assistant coach and pitching coach.

With more than 20 years of college and professional baseball experience as a player and coach, Reynolds will oversee the pitching efforts of Bearcats baseball. He recently served as Colorado Scouting Director for Prep Baseball Report from 2022 to 2023.

Prior to that, Reynolds coached at Northwestern where he oversaw the Wildcats' pitching staff and took a lead role in Northwestern's recruiting efforts (2016-22). He was named interim head coach in May of 2021.

Reynolds came to Northwestern after serving as an assistant coach at Kansas State from 2011 to 2015. He helped the Wildcats reach the NCAA Tournament twice in five years, while also securing the 2013 Big 12 Championship.

Prior to joining the coaching staff in Manhattan, Reynolds worked as an assistant coach at Evansville for the 2009 and 2010 seasons. He also had successful stints as a graduate manager and a volunteer at KSU, and as an assistant at Northeast Texas Community College.

Reynolds pitched for a Division II powerhouse Central Missouri from 1998 to 2000. He set the UCM record for career wins with 34 in three seasons, while helping Mules to Division II College World Series appearances in 1998 and 2000.

Reynolds was selected in the third round of the Major League Baseball Draft by the New York Mets in 2000. He also spent time in the Boston Red Sox and San Diego Padres organizations before transitioning to coaching in 2004.

9

**KYLE PETTORUTO**

ASSISTANT COACH / RECRUITING COORDINATOR

University of Cincinnati head baseball coach Jordan Bischel announced on July 11, 2023 the hire of Kyle Pettoruto as assistant coach and recruiting coordinator.

Pettoruto comes to UC following a four-year stint as the hitting coach/assistant coach for Rutgers University (2020-23). He will oversee the recruiting efforts of Bearcats baseball and will instruct infield play and assist in all areas of the offense.

Pettoruto recently led Rutgers to back-to-back top-5 league finishes, rebuilding a program that had not finished better than 10th in its entire Big Ten history prior to his arrival. The Scarlet Knights went 77-38 (.670) overall and 31-17 (.646) in the Big Ten over the previous two seasons.

Under Pettoruto's guidance in 2022, Rutgers had one of the most prolific lineups in all of college baseball. The Scarlet Knights led the country with 9.6 runs per game and were top-5 nationally in runs (565) and doubles (147). In addition, the 2022 recruiting class was ranked No. 25 by D1Baseball.com and Top 35 by Baseball America.

Prior to his time at Rutgers, Pettoruto spent six seasons at Bryant and was a part of six straight Northeast Conference regular season championships and two NCAA Tournament appearances.

He played a role in producing 40 All-NEC selections, 46 All-New England selections, six ABCA All-Northeast selections, two NEC and New England Players of the Year, four NEC Rookies of the Year, two New England Rookies of the Year, one Collegiate Baseball Freshman Player of the Year and four Freshman All-Americans in his six seasons at Bryant.

Prior to Bryant, Pettoruto worked as an assistant coach with the North Shore Navigators in the Futures Collegiate Baseball League in the summer of the 2012. Following the summer, Pettoruto was hired as an assistant coach at Merrimack. He worked with the outfielders and the hitters, helping the Warriors set a school record for wins in the spring of 2013.

Pettoruto was a four-year letterwinner at the University of New Haven and helped the Chargers earn a spot in the 2010 NCAA Tournament. He also played for the Joplin Outlaws of the MINK League and the Rome Thunderbolts during the summer.

40

**TOM WISKE**

ASSISTANT COACH

University of Cincinnati head baseball coach Jordan Bischel announced on July 11, 2023 the hire of Tom Winske as assistant coach.

Winske resumes his longtime affiliation with Bischel when the latter was named to lead the Cincinnati baseball program. He will work with the Bearcat catchers and outfielders as well as oversee bunting and baserunning.

Winske comes to Cincinnati from Central Michigan, where he served as a volunteer assistant coach from 2019 to 2023. He combined with Bischel to lead the Chippewas to four Mid-American Conference (MAC) championships -- two regular season and two tournament -- and three NCAA Tournament berths.

With Winske on the coaching staff, the Chippewas compiled an 102-32 MAC record and posted three consecutive 40-win full seasons for the first time since 1986-88. They won a combined 132 games in 2019, '21 and '22, marking the winningest three-year stretch in program history.

Winske came to CMU after a highly successful two-decade run as the head coach at NCAA Division III St. Norbert College in De Pere, Wis. He amassed a 444-287-1 career mark from 1999 to 2018 and is the Midwest Conference's all-time leader in both conference and overall wins.

Winske was named the Midwest Conference North Division Coach of the Year nine times in his 20 years at St. Norbert and led the Green Knights to four conference championships and five NCAA Tournament berths. His 2017 team won 30 games, the most victories in a season by any men's athletics team in St. Norbert history.

Bischel, a pitcher, played for Winske at St. Norbert from 2000 to 2003 and served as an assistant under his mentor from 2007-09.

SUPPORT STAFF

**TAYLOR SHERIFF**

DIRECTOR OF PITCHING DEVELOPMENT

Sheriff comes to UC from Western Illinois where he served as interim head coach of the baseball program for the 2023 season. He was the pitching coach and recruiting coordinator during the 2022 season, which was his first with the program.

In his first season, the Leathernecks saw an improvement in overall wins, Summit League victories and conference finish. Western Illinois also had improvements in nearly every major statistical category.

Prior to joining Western Illinois, Sheriff spent three years working for the baseball program at Spalding University as a pitching coach and recruiting coordinator. He oversaw three pitchers who were named All-SLIAC in 2019.

In 2017-18, Sheriff contributed as a volunteer assistant coach at Indiana University of Pennsylvania. Prior to that, he worked nearby at Penn State - New Kensington as an assistant coach.

Since 2014, Sheriff has spent his summer days functioning as a general manager and head coach for Paul Carpenter Capital Advisors AAABA Baseball in his home state of Pennsylvania. He started his coaching career in 2015 with United High School in Armagh, Pa

**KYLE SCHROEDER**

DIRECTOR OF PROGRAM DEVELOPMENT

Schroeder rejoins Bischel as the Bearcats director of program development. He comes to UC following a four-year stint as assistant coach at Central Michigan.

Schroeder played a major role in helping lead CMU to four Mid-American Conference championships -- two regular season and two tournament -- and three NCAA Tournament berths.

He previously served under Bischel for four years at Northwood University, where they combined to lead the program to unprecedented success, capped by back-to-back Great Lakes Intercollegiate Athletic Conference regular season and tournament championships in 2017 and 2018.

Prior to his four years at Northwood, Schroeder served as an assistant under Bischel at Midland University in 2013-14. Together, they led Midland to a league championship and an appearance in the NAIA National Tournament.

Schroeder began his coaching career as an assistant in 2008 at Luther College, worked as a graduate assistant at Northwest Missouri State and served as an assistant with the Green Bay Bullfrogs of the Northwoods League.

As a player at Luther from 2004 to 2007, Schroeder led the Norse to Iowa Intercollegiate Athletic Conference regular season and tournament championships during his senior year. He was named the 2007 IIAC Most Valuable Player and remains the program leader in several offensive categories, including career home runs (30) and career RBI (172).

Schroeder earned a bachelor's degree from Luther and a master's from Northwest Missouri State.


**TYLER DELLERMAN**

DIRECTOR OF OPERATIONS

**ZACH MALECKI**

ASSOCIATE ATHLETIC TRAINER

HITTER NOTES



#0 ALEC JONES

R/R • 6-0 • 195

POSITION: **CATCHER**CLASS: **RS-SENIOR**HOMETOWN: **POWAY, CALIF.**HIGH SCHOOL: **RANCHO BERNARDO**PREVIOUS: **ORAL ROBERTS**

NOTES

2024: Has started 25 games at catcher...Has homered in three straight games: April 30 at Ohio State, May 4 vs. WVU, May 5 vs. WVU...Also homered at Louisville...Drove in game-winning run in 1-0 victory vs. Kansas...Tied career high with three hits in finale at K-State...Walked twice and tallied two RBI vs. Akron...Hit first home run of the year vs. Oakland.

Previous: Transferred to UC after two years at Oral Roberts; also spent a year at Palomar College...2021 All-Summit League First Team...Earned spot on AAC weekly honor roll on March 6, 2023 after batting .571 with a homer, three RBI and two walks in three games against North Alabama

Personal: Has an older brother, Connor, who was a left-handed pitcher, causing Alec to become a catcher...Loves the ocean and used to surf nearly every morning in San Diego...Majoring in biological sciences

SEASON HIGHS

3 at Kansas State (3/10/24)
1, last at Oklahoma State (4/12/24)
-
1, last vs. West Virginia (5/5/24)
5 vs. West Virginia (5/4/24)
3 vs. West Virginia (5/5/24)
2 vs. West Virginia (5/4/24)
2 vs. Akron (3/6/24)
1, last vs. West Virginia (5/4/24)
6 at Kansas State (3/10/24)
1, last at Saint Louis (3/23/24)

CAREER HIGHS

H 4, last vs. South Dakota State (5/19/22)
2B 2, last vs. Tulane (4/22/23)
3B 1, last vs. Central Arkansas (3/15/22)
HR 1, last vs. West Virginia (5/5/24)
TB 7 at Omaha (5/15/21)
RBI 5 vs. Butler (3/25/23)
R 3 vs. Butler (3/25/23)
BB 3 at Memphis (4/8/23)
HBP 2, last vs. Little Rock (3/16/22)
AB 6, last at Kansas State (3/10/24)
SB 2 at Memphis (4/8/23)

YEAR	AVG	GP-GS	AB	R	H	2B	3B	HR	RBI	TB	SLG%	OB%	BB	HBP	SB
2021 (ORU)	.337	35-30	98	23	33	7	1	5	25	57	.582	.412	12	2	0
2022 (ORU)	.176	44-37	119	19	21	4	1	3	21	36	.303	.296	16	5	0
2023	.278	46-39	151	27	42	7	0	7	30	70	.464	.396	24	6	7
2024	.237	32-25	97	15	23	3	0	5	22	41	.423	.302	6	3	2
Career	.256	57-131	465	84	119	21	2	20	98	204	.439	.355	58	16	9



#2 KERRINGTON CROSS

R/R • 6-1 • 215

POSITION: **INF/OF**CLASS: **RS-JUNIOR**HOMETOWN: **BROWNSBURG, IND.**HIGH SCHOOL: **BROWNSBURG**

NOTES

2024: Has started all 48 games, 47 at 3B and 1 at DH...Has reached base at least twice in 37 of UC's 48 games...Ranks fourth in the Big 12 in runs scored (53), walks (40), and stolen bases (14)...Hit game-winning two-run homer to complete run-rule win vs. TCU in series finale...Career-high three hits on four occasions...Nine games with at least two walks.

Previous: 2023 Second Team All-American Athletic Conference...Led UC in runs scored (49), walks (30), and stolen bases (14) last season...Earned National POTW honors from Collegiate Baseball last year after hitting four home runs in UC's series against UCF...Led AAC in triples (5) in 2022.

Personal: Born in Honolulu, Hawaii...Majoring in chemical engineering.

SEASON HIGHS

3, last at Baylor (3/29/24)
2, last vs. Xavier (4/17/24)
1, last vs. Western Illinois (3/12/24)
1, last vs. West Virginia (5/4/24)
7 vs. Western Illinois (3/12/24)
4, last vs. TCU (4/7/24)
4, last vs. Akron (3/6/24)
3 vs. Northern Illinois (3/2/24)
1, last at Oklahoma State (4/14/24)
5, last vs. Xavier (4/17/24)
2, last vs. Western Illinois (3/13/24)

CAREER HIGHS

3, last at Baylor (3/29/24)
2, last vs. Xavier (4/17/24)
2 vs. St. Joseph's (3/19/22)
2 vs. UCF (5/13/23)
8, last vs. UCF (5/13/23)
5 vs. Indiana (4/19/23)
4, last vs. Akron (3/6/24)
3, last vs. Northern Illinois (3/2/24)
1, last at Oklahoma State (4/14/24)
6 at Wichita State (4/15/22)
2, last vs. Western Illinois (3/13/23)

YEAR	AVG	GP-GS	AB	R	H	2B	3B	HR	RBI	TB	SLG%	OB%	BB	HBP	SB
2022	.291	52-50	196	44	57	9	5	9	30	103	.526	.386	28	3	17
2023	.262	54-48	191	49	50	10	1	9	37	89	.466	.367	30	3	14
2024	.308	48-48	182	53	56	10	2	6	39	88	.484	.450	40	8	14
Career	.286	154-146	569	146	163	29	8	24	106	280	.492	.401	98	14	45



#3 CHRISTIAN MITCHELLE

R/R • 6-0 • 200

POSITION: **INF/RHP**CLASS: **SOPHOMORE**HOMETOWN: **ROMEOVILLE, ILL.**HIGH SCHOOL: **PLAINFIELD EAST**PREVIOUS: **CENTRAL MICHIGAN**

NOTES

2024: John Olerud Two-Way Player of the Year Award Watch List...Has started 25 games at SS, 5 at DH, 3 at 2B...Also has pitched in 19 games, boasting a 3.37 ERA...Five saves, which ranks fourth in the Big 12...Longest outing of the year was 3.1 IP vs. TCU...Zero earned runs allowed in 13 of 19 outings...Career-high four hits in finale vs. Jayhawks

Previous: Transferred to UC from Central Michigan, where earned Second Team All-MAC honors in 2023...Ranked second on CMU with a .307 batting average and .841 OPS...Led the team in runs scored (53) and hits (58)...Named to MAC All-Tournament Team...Made 11 relief appearances, posing a 3.18 ERA.

Personal: Helped lead Plainfield East High School to a state title in 2021...Also earned all-conference honors that season...Majoring in sport administration

SEASON HIGHS

4 vs. Kansas (3/17/24)
1, last vs. Northern Illinois (3/1/24)
-
1, last vs. Houston (4/21/24)
5 vs. Houston (4/21/24)
3 vs. Houston (4/21/24)
2, last vs. Houston (4/21/24)
1, last vs. West Virginia (5/3/24)
1, last vs. TCU (4/6/24)
5, last vs. Houston 4/20/24)
1, last vs. West Virginia (5/3/24)

CAREER HIGHS

4 vs. Kansas (3/17/24)
2 vs. Saint Mary's (3/5/23)
-
1, last vs. Houston (4/21/24)
6 at Baylor (2/18/23)
4 at Baylor (2/18/23)
4 vs. Eastern Michigan (5/6/23)
3 at Oakland (4/4/23)
2, last vs. Bowling Green (4/2/23)
6, last vs. Hillsdale (4/11/23)
2, last at Toledo (5/13/23)

YEAR	AVG	GP-GS	AB	R	H	2B	3B	HR	RBI	TB	SLG%	OB%	BB	HBP	SB
2023 (CMU)	.307	56-53	189	53	58	13	0	3	29	80	.423	.418	28	11	23
2024	.306	41-33	124	25	38	2	0	3	16	49	.395	.365	9	3	7
Career	.307	97-86	313	78	97	15	0	6	45	129	.412	.398	37	14	30

HITTER NOTES



#5 HUNTER JESSEE

L/L • 6-0 • 190

POSITION: **OUTFIELDER**CLASS: **RS-SENIOR**HOMETOWN: **LEBANON, OHIO**HIGH SCHOOL: **KINGS**PREVIOUS: **INDIANA**

NOTES

2024: Has started 28 games in left field and five at DH...Hit a home run in series opener vs. WVU...

Also homered April 17 vs. Xavier...Reached base four times in finale vs. TCU...Hit first home run as a Bearcat in series opener at Saint Louis...Two multi-hit efforts in Kansas series... Season-best three RBI vs. Illinois.

Previous: Transferred to Cincinnati after four seasons at Indiana...Two-time Academic All-Big Ten selection...Started 97 games across final two seasons with the Hoosiers...Reached base safely in 48-of-56 games in 2023,

Personal: Earned honorable mention all-region honors as a senior at Kings High School...Three-time all-conference honoree in high school...Currently pursuing a graduate certificate in data analytics.

SEASON HIGHS

2, last vs. West Virginia (5/3/24)
1, last vs. Xavier (4/17/24)
-
1, last vs. West Virginia (5/3/24)
6 vs. Xavier (4/17/24)
3, last vs. Xavier (4/17/24)
2, last vs. West Virginia (5/5/24)
2 vs. TCU (4/7/24)
2 vs. TCU (4/5/24)
5, last vs. Xavier (4/17/24)
1, last at Saint Louis (3/24/24)

H
2B
3B
HR
TB
RBI
R
BB
HBP
AB
SB

CAREER HIGHS

4, last vs. Purdue (5/12/23)
2, last vs. Purdue (5/12/23)
1, last vs. Miami (Ohio) (3/1/22)
2, last vs. Purdue (5/12/23)
12 vs. Purdue (5/12/23)
6 vs. Purdue (5/12/23)
3, last vs. Purdue (5/12/23)
3, last vs. West Virginia (6/2/23)
2, last vs. TCU (4/5/24)
6 at Iowa (5/19/23)
2 vs. Purdue Fort Wayne (3/8/23)

YEAR	AVG	GP-GS	AB	R	H	2B	3B	HR	RBI	TB	SLG%	OB%	BB	HBP	SB
2020 (IU)	.256	14-12	43	7	11	2	1	0	5	15	.349	.385	8	1	2
2021 (IU)	.225	21-11	40	5	9	0	0	1	4	12	.300	.326	5	1	0
2022 (IU)	.355	52-43	172	40	61	7	1	5	28	85	.494	.467	33	4	8
2023 (IU)	.281	56-54	192	42	54	12	0	6	34	84	.438	.389	25	12	5
2024	.250	37-33	120	21	30	6	0	3	31	45	.375	.370	12	12	3
Career	.291	180-153	567	115	165	27	2	15	102	241	.425	.404	83	30	18



#8 LAUDEN BROOKS

R/R • 5-10 • 190

POSITION: **INFIELDER**CLASS: **JUNIOR**HOMETOWN: **CINCINNATI, OHIO**HIGH SCHOOL: **McNICHOLAS**PREVIOUS: **TEXAS TECH**

NOTES

2024: Has started 40 games, 21 at second base 13 at SS, and 6 at DH...Last 11 starts have come at SS, has played errorless defense at SS...Tied for

third in Big 12 in triples (three)...14 multi-hit games are tied for second on the team...Team is 9-3 with him hitting in the leadoff spot...Career-best four runs scored in second game of SLU series...Career-high three hits in games vs. Oakland, Kansas, and Saint Louis...Game-winning two-run triple vs. Ball State

Previous: Led team with 14 stolen bases in 2023...Started 38 games at second base last season...Transferred to Cincinnati after spending one season at Texas Tech... Played in 12 games for the Red Raiders in 2022.

Personal: Father, Marc, was a pitcher for the UC baseball program...Majoring in sport administration.

SEASON HIGHS

3, last at Saint Louis (3/23/24)
2 at Saint Louis (3/23/24)
1, last vs. Western Illinois (3/12/24)
-
6 vs. Oakland (2/29/24)
3, last at UCF (4/28/24)
4 at Saint Louis (3/23/24)
2 at Saint Louis (3/24/24)
1, last vs. West Virginia (5/5/24)
6 at Miami (3/20/24)
3 vs. Western Illinois (3/12/24)

H
2B
3B
HR
TB
RBI
R
BB
HBP
AB
SB

CAREER HIGHS

3, last at Saint Louis (3/23/24)
2 at Saint Louis (3/23/24)
1, last vs. Western Illinois (3/12/24)
1, last at USF (4/30/23)
6 vs. Oakland (2/29/24)
3, last at UCF (4/28/24)
4 at Saint Louis (3/23/24)
2, last at Saint Louis (3/24/24)
1, last vs. West Virginia (5/5/24)
6 at Miami (3/20/24)
3, last vs. Western Illinois (3/12/24)

YEAR	AVG	GP-GS	AB	R	H	2B	3B	HR	RBI	TB	SLG%	OB%	BB	HBP	SB
2022 (TTECH)	.188	12-0	16	5	3	0	0	0	1	3	.188	.263	2	0	1
2023	.231	40-38	121	25	28	3	1	2	19	39	.322	.361	21	4	14
2024	.310	42-40	155	39	48	9	3	0	26	63	.406	.398	19	5	12
Career	.271	94-78	292	69	79	12	4	2	46	105	.360	.360	42	9	27



#9 KAMERON GUIDRY

R/R • 5-11 • 182

POSITION: **INFIELDER**CLASS: **RS-SENIOR**HOMETOWN: **SNELLVILLE, GA.**HIGH SCHOOL: **REDAN**PREVIOUS: **GEORGIA**

NOTES

2024: Has played in 24 games, making 10 starts at shortstop...Homered in three straight games (March 10, 12-13)...Back-to-back two-homer games (March 10 at K-State, March 12 vs. West-

ern Illinois); career-high five RBI in that game at Kansas State... Reached base four times at Miami (3 BB, 1 HBP)...Walked and had two sac flies in four plate appearances in series finale vs. NIU.

Previous: Played in 48 games last year, starting 44 primarily at shortstop...Led team with 12 multi-RBI performances...Earned AAC weekly honor roll spot on March 27, 2023...Transferred to Cincinnati after spending two years at Georgia...Played in 18 games for the Bulldogs in 2021.

Personal: 2019 all-state selection at Redan High School...Currently pursuing a graduate certificate in organizational leadership.

SEASON HIGHS

3 at Kansas State (3/10/24)
1 vs. Xavier (4/17/24)
-
2, last vs. Western Illinois (3/12/24)
9 at Kansas State (3/10/24)
5 at Kansas State (3/10/24)
3 at Kansas State (3/10/24)
3 at Miami (3/20/24)
1, last at Saint Louis (3/23/24)
6 at Kansas State (3/10/24)
1 at Miami (3/20/24)

H
2B
3B
HR
TB
RBI
R
BB
HBP
AB
SB

CAREER HIGHS

3, last at Kansas State (3/10/24)
2 at UCF (5/19/22)
1 vs. North Florida (3/6/21)
2, last vs. Western Illinois (3/12/24)
9 at Kansas State (3/10/24)
5 at Kansas State (3/10/24)
3, last at Kansas State (3/10/24)
3, last at Miami (3/20/24)
2 vs. Miami (3/1/23)
6, last at Kansas State (3/10/24)
1, last at Miami (3/20/24)

YEAR	AVG	GP-GS	AB	R	H	2B	3B	HR	RBI	TB	SLG%	OB%	BB	HBP	SB
2020 (UGA)						Did not play (redshirt)									
2021 (UGA)						5	2	1	0	4	.346	.276	2	1	0
2022	.257	26-20	70	17	18	3	0	4	13	33	.471	.369	13	0	4
2023	.248	48-44	157	39	39	8	0	6	37	65	.414	.358	22	7	4
2024	.209	24-10	43	11	9	1	0	5	14	25	.581	.400	13	2	1
Career	.240	116-78	296	69	71	13	1	15	68	132	.446	.361	50	10	9

HITTER NOTES



#14 LANDYN VIDOUREK

L/R • 6-2 • 188

POSITION: INF/OF

CLASS: SOPHOMORE

HOMETOWN: HAMILTON, OHIO

HIGH SCHOOL: BADIN

NOTES

2024: Has started 36 games, 35 in right field and 1 in left field...Recently saw a 22-home on-base streak snapped...Reached base four times

vs. ECU...Tied career-high with three hits in finale at Saint Louis...

Had two doubles vs. Kansas on March 15...First career multi-homer

game came at home vs. NKU, tied career-high with three hits vs. the Norse...Also homered vs. Jacksonville in the previous game, the first UC home run of the year.

Previous: Started 37 games as a freshman in 2023, leading the team in starts in center field.

Personal: Two-way player at Badin High School...Was also the starting quarterback on the football team...Majoring in sport administration.

SEASON HIGHS

3, last at Saint Louis (3/24/24)

2 vs. Kansas (3/15/24)

-

2 vs. Northern Kentucky (2/20/24)

9 vs. Northern Kentucky (2/20/24)

4 vs. Northern Kentucky (2/20/24)

3 vs. Northern Kentucky (2/20/24)

2, last vs. Eastern Kentucky (4/16/24)

1, last vs. West Virginia (5/3/24)

5, last vs. Northern Kentucky (2/20/24)

2, last vs. Eastern Kentucky (4/16/24)

H

2B

3B

HR

TB

RBI

R

BB

HBP

AB

SB

CAREER HIGHS

3, last at Saint Louis (3/24/24)

2 vs. Kansas (3/15/24)

1 vs. Wichita State (4/2/23)

2 vs. Northern Kentucky (2/20/24)

9 vs. Northern Kentucky (2/20/24)

5 vs. North Alabama (3/4/23)

3, last vs. Northern Kentucky (2/20/24)

3 at Florida (2/26/23)

1, last vs. West Virginia (5/3/24)

5, last vs. Northern Kentucky (2/20/24)

2, last vs. Eastern Kentucky (4/16/24)

YEAR	AVG	GP-GS	AB	R	H	2B	3B	HR	RBI	TB	SLG%	OB%	BB	HBP	SB
2023	.248	42-37	133	25	33	2	1	4	20	49	.368	.359	22	1	8
2024	.218	44-36	119	26	26	8	0	4	23	46	.387	.400	33	5	15
Career	.234	86-73	252	51	59	10	1	8	43	95	.377	.380	55	6	23



#22 JOSH HEGEMANN

L/L • 6-0 • 180

POSITION: OUTFIELDER

CLASS: SENIOR

HOMETOWN: LIBERTY TOWNSHIP, OHIO

HIGH SCHOOL: BADIN

NOTES

2024: Has started 40 games (15 in LF, 13 in CF, 12 in RF)...Has reached base in 19 straight games entering Tuesday's game; has walked a team-best 17 times during that stretch...Fifth in

the Big 12 in OBP (.473), sixth in batting average (.354)...Seven

games with at least three hits, most on the team...Reached base

five times vs. Xavier on April 9...Went 4-for-4 with two doubles

and three RBI vs. Akron...Hit by pitch to bring home game-winning RBI in game one of doubleheader vs. NIU...Went 3-for-4 in game two of doubleheader at Jacksonville.

Previous: Hit .314 and had a team-best .461 on-base percentage in 2023...Hit .339 in conference play last year...Appeared in 35 combined games as an underclassman.

Personal: Earned all-conference and all-region honors in football and basketball as a senior at Badin High School...Led basketball team in scoring, rebounds, and assists his senior season...Earned all-state, all-region, and all-conference honors in baseball as a junior...Majoring in health sciences.

SEASON HIGHS

4 vs. Akron (3/6/24)

2 vs. Akron (3/6/24)

-

-

6 vs. Akron (3/6/24)

3 vs. Akron (3/6/24)

3, last at Kansas State (3/10/24)

3, last vs. Houston (4/20/24)

2 vs. Northern Illinois (3/2/24)

6 at Kansas State (3/10/24)

2 vs. Northern Illinois (3/2/24)

H

2B

3B

HR

TB

RBI

R

BB

HBP

AB

SB

CAREER HIGHS

4, last vs. Akron (3/6/24)

2 vs. Akron (3/6/24)

1 vs. ECU (5/5/23)

6 vs. Akron (3/6/24)

3, last vs. Akron (3/6/24)

3, last at Kansas State (3/10/24)

4 vs. Butler (3/26/23)

2 vs. Northern Illinois (3/2/24)

6 at Kansas State (3/10/24)

2, last vs. Northern Illinois (3/2/24)

YEAR	AVG	GP-GS	AB	R	H	2B	3B	HR	RBI	TB	SLG%	OB%	BB	HBP	SB
2021	.000	17-0	3	4	0	0	0	0	0	0	.000	.250	1	0	0
2022	.000	18-1	12	4	0	0	0	0	2	0	.000	.143	2	0	0
2023	.314	43-38	118	25	37	2	1	0	13	41	.347	.461	29	4	11
2024	.354	43-40	144	33	51	8	0	0	21	59	.410	.473	31	5	12
Career	.318	121-79	277	66	88	10	1	0	36	100	.361	.452	63	9	23



#31 LUKE SEFCIK

R/R • 5-10 • 185

POSITION: INFIELDER

CLASS: REDSHIRT SOPHOMORE

HOMETOWN: PALOS HEIGHTS, ILL.

HIGH SCHOOL: MARIST

PREVIOUS: CENTRAL MICHIGAN

NOTES

2024: Has appeared in 33 games, making 26 starts (19 at 2B, 3 in LF, 3 at DH, 1 in RF)...Eight multi-hit efforts...Career-high three walks at Ohio

State...Went 3-for-4 with two RBI in series-clinching win at UCF...

Also had three hits against Western Illinois on March 13.

Previous: 2023 First-Team All-MAC performer at Central Michigan...Led CMU with .315 batting average...Eight multi-RBI games...Redshirted in 2022.

Personal: Majoring in Sport Administration.

SEASON HIGHS

3, last at UCF (4/28/24)

2 vs. Northern Illinois (3/2/24)

-

-

4, last vs. Western Illinois (3/13/24)

2, last at UCF (4/28/24)

2, last vs. West Virginia (5/5/24)

3 at Ohio State (4/30/24)

1 vs. West Virginia (5/3/24)

6, last at Miami (3/20/24)

3 vs. Northern Illinois (3/3/24)

H

2B

3B

HR

TB

RBI

R

BB

HBP

AB

SB

CAREER HIGHS

5 at Northern Illinois (4/8/23)

2 vs. Northern Illinois (3/2/24)

1 vs. Eastern Michigan (5/7/23)

1, last vs. Eastern Michigan (5/7/23)

8 at Eastern Michigan (5/7/23)

4, last vs. Eastern Michigan (5/6/23)

3, last vs. Ball State (4/15/23)

3 at Ohio State (4/30/24)

1, last vs. West Virginia (5/3/23)

6, last vs. Miami (3/20/24)

3, last vs. Northern Illinois (3/3/24)

YEAR	AVG	GP-GS	AB	R	H	2B	3B	HR	RBI	TB	SLG%	OB%	BB	HBP	SB
2023 (CMU)	.315	41-39	146	29	46	6	1	3	32	63	.432	.408	20	5	13
2024	.392	33-26	96	19	29	5	0	0	17	34	.354	.412	19	1	7
Career	.310	74-65	242	48	75	11	1	3	49	97	.401	.410	39	6	20

HITTER NOTES



#41 JOSH KROSS

S/R • 6-2 • 200

POSITION: C/INF

CLASS: JUNIOR

HOMETOWN: BRUNSWICK, OHIO

HIGH SCHOOL: BRUNSWICK

PREVIOUS: EASTERN MICHIGAN

NOTES

2024: Big 12 Co-Newcomer of the Week (March 4) after hitting .455 and slugging .909 in six games while tallying three home runs and 11 RBI...Has started all 48 games (23 at 1B, 20 at C, 4 at DH)...Hit by pitch

school-record 22 times this season; broke previous mark of 21 HBP set by Josh Harrison in 2006...Leads the Big 12 in RBI (56) and tied for lead in HBP, also tied for fourth in home runs (14)...Ranks sixth in the nation in HBP; hit five times in last four games...19 multi-hit efforts are most on the team...Tied school record with three home runs in the opener at Saint Louis...3-for-6 with a home run and five RBI vs. Akron...Went 3-for-4 in the finale vs. NIU with a home run and career-high six RBI...Hit first home run of the year at Xavier, a two-run shot to center field.

Previous: Transferred to UC after one season at Eastern Michigan...Named 2023 MAC Freshman of the Year and earned Freshman All-America honors from Collegiate Baseball...Also named First-Team All-MAC...Led EMU in hitting (.376), home runs (15), and RBI (70) in 2023...70 RBI were tied for second-most ever in a season at EMU...Ranked among the top five in the MAC in batting average, RBI, doubles (18) and OPS (1.084)...Started collegiate career at Toledo in 2021 but did not see game action.

Personal: Helped lead Brunswick High School to district title in 2021, earning second-team all-state honors...Majoring in interdisciplinary studies.

SEASON HIGHS

4 at UCF (4/28/24)
2 at Oklahoma State (4/14/24)
-
3 at Saint Louis (3/22/24)
12 at Saint Louis (3/22/24)
6 vs. Northern Illinois (3/3/24)
3, last vs. TCU (4/7/24)
3 vs. Houston (4/21/24)
2, last vs. West Virginia (5/4/24)
6, last vs. Western Illinois (3/12/24)
1 at Saint Louis (3/23/24)

CAREER HIGHS

4, last at UCF (4/28/24)
2, last at Oklahoma State (4/14/24)
-
3 at Saint Louis (3/22/24)
12 at Saint Louis (3/22/24)
3 vs. Northern Illinois (3/3/24)
3, last vs. TCU (4/7/24)
3 vs. Houston (4/21/24)
2, last vs. West Virginia (5/4/24)
6, last vs. Western Illinois (3/12/24)
1, last at Saint Louis (3/23/24)

YEAR	AVG	GP-GS	AB	R	H	2B	3B	HR	RBI	TB	SLG%	OB%	BB	HBP	SB
2023 (EMU)	.376	52-52	229	43	86	18	0	15	70	149	.651	.433	13	10	1
2024	.326	48-48	184	43	60	11	0	14	56	113	.614	.450	21	22	1
Career	.354	100-100	413	86	146	29	0	29	126	262	.634	.441	34	32	2



#42 DALTON PEARSON

R/R • 5-10 • 193

POSITION: OUTFIELD

CLASS: SENIOR

HOMETOWN: JOHNS CREEK, GA.

HIGH SCHOOL: JOHNS CREEK

PREVIOUS: GEORGIA STATE

NOTES

2024: Has started 35 games in center field...Tied for fourth in the Big 12 with 14 stolen bases...Career-best three stolen bases vs. TCU...Had two hits, two RBI, and two stolen bases vs. Akron...

Went 2-for-4 in finale vs. NIU, tallying three runs scored, two RBI, and two stolen bases...Hit first home run as a Bearcat vs. Illinois.

Previous: Transferred to Cincinnati after three seasons at Georgia State...Started 128 games at Georgia State, hitting a career-best .285 as a junior in 2023.

Personal: 2020 Rawlings-Perfect Game Preseason High Honorable Mention All-America...Three-time Perfect Game Underclass All-American, including second-team honors in 2019 and high honorable mention recognition in 2017 and 2018...2019 all-state wide receiver, catching 13 touchdowns...Majoring in interdisciplinary studies.

SEASON HIGHS

2, last vs. Kansas (3/16/24)
1, last vs. Houston (4/21/24)
1, last at UCF (4/27/24)
1 vs. Illinois (2/24/24)
4 vs. Illinois (2/24/24)
3 vs. Illinois (2/24/24)
3 vs. Northern Illinois (3/3/24)
2, last vs. Xavier (4/9/24)
2 vs. Northern Kentucky (2/20/24)
6 vs. Northern Illinois (3/2/24)
3 vs. TCU (4/6/24)

CAREER HIGHS

3, last vs. Georgia Southern (5/13/23)
2 at Arkansas State (5/13/22)
1, last at UCF (4/27/24)
1, last vs. Illinois (2/24/24)
6 vs. Coastal Carolina (5/2/21)
5 vs. Coastal Carolina (5/2/21)
3, last vs. Northern Illinois (3/3/24)
3, last vs. Little Rock (3/20/23)
2 vs. Northern Kentucky (2/20/24)
6 vs. Northern Illinois (3/2/24)
3 vs. TCU (4/6/24)

YEAR	AVG	GP-GS	AB	R	H	2B	3B	HR	RBI	TB	SLG%	OB%	BB	HBP	SB
2021 (GSU)	.264	52-46	178	22	47	5	0	1	16	55	.309	.330	15	3	5
2022 (GSU)	.227	51-41	154	29	35	10	0	2	19	51	.331	.328	20	5	10
2023 (GSU)	.285	55-41	144	28	41	7	1	4	20	62	.431	.376	23	1	4
2024	.190	44-35	126	25	24	5	2	1	14	36	.286	.335	24	5	14
Career	.244	202-163	602	104	147	27	3	8	69	204	.339	.342	82	14	33



#44 TOMMY O'CONNOR

L/L • 6-4 • 230

POSITION: UTL/LHP

CLASS: JUNIOR

HOMETOWN: MARTINSVILLE, IND.

HIGH SCHOOL: MOORESVILLE

NOTES

2024: Has started 46 games, 25 at first base and 21 at DH...Tied for seventh in the Big 12 with 36 walks...Walked six times in the Houston series...First career multi-homer game came in opener at Baylor...Career-high four hits in game two of doubleheader vs. NIU...

Three games with career-high three walks...Has homered in back-to-back games three times this season, most recently March 22-23 at Saint Louis...Had a 34-game on-base streak earlier this season that carried over from last year.

Previous: Played in 24 games last year, hitting .303 with eight home runs and 19 RBI...Pitched in nine games, striking out 15.

Personal: Earned all-state honors in football and baseball at Mooresville High School...Played defensive end...Majoring in sport administration.

SEASON HIGHS

4 vs. Northern Illinois (3/2/24)
1, last at UCF (4/28/24)
1, last at Oklahoma State (4/14/24)
2 at Baylor (3/28/24)
8 at Baylor (3/28/24)
4, last at Baylor (3/28/24)
3, last at Saint Louis (3/23/24)
3, last vs. Houston (4/19/24)
1, last at UCF (4/27/24)
6 vs. Northern Illinois (3/2/24)
2 at Saint Louis (3/23/24)

CAREER HIGHS

4 vs. Northern Illinois (3/2/24)
1, last at UCF (4/28/24)
1, last at Oklahoma State (4/14/24)
2 at Baylor (3/28/24)
8 at Baylor (3/28/24)
5 vs. Tulane (4/23/23)
3, last at Saint Louis (3/23/24)
3, last vs. Houston (4/19/24)
1, last at UCF (4/27/24)
6 vs. Northern Illinois (3/2/24)
2 at Saint Louis (3/23/24)

YEAR	AVG	GP-GS	AB	R	H	2B	3B	HR	RBI	TB	SLG%	OB%	BB	HBP	SB
2022	.000	4-0	0	0	0	0	0	0	0	0	.000	.000	0	0	0
2023	.303	33-26	76	17	23	2	2	8	19	53	.697	.454	20	1	4
2024	.287	47-46	174	43	50	6	2	12	42	96	.552	.419	36	5	7
Career	.292	84-72	250	60	74	8	4	20	61	149	.596	.430	56	6	11

PITCHER NOTES



#11 NATHAN TAYLOR

L/R • 6-4 • 220

POSITION: **RIGHT-HANDED PITCHER**CLASS: **FRESHMAN**HOMETOWN: **AMELIA, OHIO**HIGH SCHOOL: **WEST CLERMONT**

NOTES

2024: Has made 13 starts and one relief appearance...Tied for first in the Big 12 with seven wins...Team-high 62 strikeouts...Struck out seven in 6.1 IP vs. West Virginia on Sunday...Struck out nine and walked none in seven-inning complete game win vs. TCU...Struck out five in 6.0 shutout innings in the finale vs. Kansas...Had seven punchouts in 5.0 IP in series opener vs. Northern Illinois...Struck out 10 in 5.1 innings vs. Illinois; carried a no-hitter into the sixth inning...Earned first win vs. NKU.

Personal: Named Most Valuable Pitcher at West Clermont High School three years in a row...Led team to conference and regional championships as a senior with a sub-2.00 ERA....Majoring in sport administration.

SEASON HIGHS

7.0 vs. TCU (4/7/24)
5 at Kansas State (3/9/24)
10 vs. Illinois (2/24/24)
29 at UCF (4/27/24)

IP
BB
K
BF

CAREER HIGHS

7.0 vs. TCU (4/7/24)
5 at Kansas State (3/9/24)
10 vs. Illinois (2/24/24)
29 at UCF (4/27/24)

YEAR	ERA	W-L	SV	APP	GS	IP	H	R	ER	BB	SO	WP	HB
2024	5.40	7-1	0	14	13	58.1	57	37	35	31	62	5	6
Career	5.40	7-1	0	14	13	58.1	57	37	35	31	62	5	6



#17 RYAN INSCO

R/R • 6-0 • 180

POSITION: **RIGHT-HANDED PITCHER**CLASS: **RS-SENIOR**HOMETOWN: **KIRKWOOD, MO.**HIGH SCHOOL: **ST. JOHN VIANNEY**PREVIOUS: **CENTRAL MICHIGAN/UT MARTIN**

NOTES

2024: Has made 11 appearances out of the bullpen...Earned wins against NIU and Kansas State ...Season-long outing vs. Illinois (3.1 IP), earned the save in the win.

Previous: Spent 2022-23 seasons at Central Michigan and 2020-21 seasons at UT Martin...Two-time OVC Commissioner's Honor Roll at UT Martin.

Personal: Won state championships at St. John Vianney High School in 2018 for a team that ranked third in the nation...Was named as a Pre-season All-American honorable mention for the Central Region by Perfect Game in 2019...Captured 2018 WWBA 17U National Championship all-tournament accolades...Currently pursuing a sport coaching certificate.

SEASON HIGHS

3.1 vs. Illinois (2/24/24)
3 at Kansas State (3/9/24)
3 vs. Illinois (2/24/24)
13 vs. Illinois (2/24/24)

IP
BB
K
BF

CAREER HIGHS

4.0, last at Mercer (3/1/20)
4 at UTRGV (2/24/23)
5, last at Southeast Missouri St. (5/20/21)
18 vs. Southeast Missouri St. (3/8/20)

YEAR	ERA	W-L	SV	APP	GS	IP	H	R	ER	BB	SO	WP	HB
2020 (UTM)	6.35	1-0	0	8	0	17.0	15	13	12	7	12	2	3
2021 (UTM)	6.45	1-2	1	20	1	37.2	47	32	27	16	35	10	7
2022 (CMU)	5.10	2-1	2	23	0	30.0	30	19	17	10	30	4	1
2023 (CMU)	4.22	1-1	1	24	0	32.0	29	17	15	15	26	3	1
2024	2.40	3-0	1	11	0	15.0	11	4	4	9	12	0	2
Career	5.13	8-4	5	86	1	131.2	132	85	75	54	115	19	14



#26 CHASE HORST

L/L • 5-11 • 195

POSITION: **LEFT-HANDED PITCHER**CLASS: **SOPHOMORE**HOMETOWN: **LITITZ, PA.**HIGH SCHOOL: **P27 ACADEMY**

NOTES

2024: Has pitched in 10 games, totaling 14.2 innings...Starting pitcher in midweek games at Louisville and at Ohio State...Returned to action at Saint Louis, first appearance since Feb. 27 due to injury...Made first start of the season at Xavier, tossing three innings.

2023: Named to AAC's All-Freshman Team...Posted 4.99 ERA, making eight starts and appearing in 18 games...Pitched in 10 AAC games, half of which were scoreless outings....Majoring in communications.

SEASON HIGHS

3.0 at Xavier (2/27/24)
3 at Xavier (2/27/24)
2, last vs. Houston (4/19/24)
13 at Xavier (2/27/24)

IP
BB
K
BF

CAREER HIGHS

5.2 at Wofford (3/11/23)
4 vs. Princeton (3/17/23)
7 vs. Butler (3/26/23)
26 at Wofford (3/11/23)

YEAR	ERA	W-L	SV	APP	GS	IP	H	R	ER	BB	SO	WP	HB
2023	4.99	3-4	0	18	8	48.2	55	34	27	23	47	3	15
2024	6.75	3-0	0	10	3	14.2	16	11	11	11	10	1	4
Career	5.40	6-4	0	28	11	63.1	71	45	38	34	57	4	19

PITCHER NOTES



#27 SETH LOGUE

R/R • 6-1 • 190

POSITION: **RIGHT-HANDED PITCHER**CLASS: **SENIOR**HOMETOWN: **MASON, OHIO**HIGH SCHOOL: **MOELLER**PREVIOUS: **KENTUCKY**

NOTES

2024: Has made seven starts and four relief appearances...

Returned to the starting rotation at UCF after pitching out of the bullpen previous five outings...Threw 6.1 innings in relief at Baylor, striking out eight...Longest start was in the opener at Kansas State (5.0 IP)...Four strikeouts in starts vs. Ball State and at K-State.

Previous: Transferred to UC after three years at Kentucky...Pitched in 39 games at UK, making nine starts.

Personal: Won state championships at Archbishop Moeller in 2018-19...Brother, Zach, also pitched at Kentucky and helped lead Wildcats to a Super Regional appearance in 2017...Majoring in interdisciplinary studies.

SEASON HIGHS

6.1 at Baylor (3/28/24)
4, last vs. Kansas (3/15/24)
9 at Oklahoma State (4/12/24)
24, last vs. West Virginia (5/3/24)

IP
BB
K
BF

CAREER HIGHS

7.0 vs. Murray State (3/8/22)
4, last vs. Kansas (3/15/24)
9, last at Oklahoma State (4/12/24)
25 vs. Murray State (3/8/22)

YEAR	ERA	W-L	SV	APP	GS	IP	H	R	ER	BB	SO	WP	HB
2021 (UK)	6.43	1-0	2	12	0	14.0	14	11	10	12	24	4	1
2022 (UK)	8.21	1-4	0	14	8	34.0	41	32	31	12	44	1	3
2023 (UK)	6.00	1-0	0	13	1	15.0	19	10	10	7	18	1	0
2024	7.43	2-4	0	11	7	53.1	60	44	44	20	48	2	2
Career	7.35	5-8	2	50	16	116.1	134	97	95	51	134	8	6



#28 GRIFFIN HUGUS

S/R • 6-2 • 184

POSITION: **RHP/UTL**CLASS: **SOPHOMORE**HOMETOWN: **WELLINGTON, FLA.**HIGH SCHOOL: **CARDINAL NEWMAN**

NOTES

2024: Has made nine appearances out of the bullpen and

one start, earning two saves...Struck out four in 3.0 scoreless frames in the finale at UCF to earn the save....Pitched an

inning on Saturday vs. Houston, first appearance since March 2...First start of the year came in game two of doubleheader vs. NIU...Has also taken two at-bats at the plate.

Previous: Named to AAC All-Freshman Team in 2023...Pitched in 18 games and made 37 starts in the field, mostly at shortstop.

Personal: Named Palm Beach Pitcher of the Year as a senior...Helped lead Cardinal Newman to runner-up finish in state tournament in 2022....Majoring in entrepreneurship.

SEASON HIGHS

5.2 vs. Northern Illinois (3/2/24)
4 vs. West Virginia (5/3/24)
4 at Jacksonville (2/16/24)
26 vs. Northern Illinois (3/2/24)

IP
BB
K
BF

CAREER HIGHS

5.2 vs. Northern Illinois (3/2/24)
5 at ECU (4/14/23)
6 at Memphis (4/6/23)
26 vs. Northern Illinois (3/2/24)

YEAR	ERA	W-L	SV	APP	GS	IP	H	R	ER	BB	SO	WP	HB
2023	6.75	1-2	2	18	2	21.1	22	21	16	19	27	0	5
2024	4.95	0-2	2	9	1	20.0	19	12	11	13	15	0	1
Career	5.88	1-4	4	27	3	41.1	41	33	27	32	42	0	6



#29 CARSON MARSH

R/R • 5-10 • 170

POSITION: **RIGHT-HANDED PITCHER**CLASS: **FRESHMAN**HOMETOWN: **WEST CHESTER, OHIO**HIGH SCHOOL: **MOELLER**

NOTES

2024: Has pitched in 20 games, second-most pitching ap-

pearances on the team...Earned third win of the year with three scoreless innings in opener at UCF...Struck out three

in 3.0 scoreless frames to earn the win vs. Houston in game two...Made first start vs. Xavier on April 17...Earned the win with 4.0 scoreless innings

vs. Xavier on April 9, striking out six...Eared first career save after pitching finale three innings in the final game of the Kansas series...Struck out season-high six in 3.1 perfect innings vs. Western Illinois...Struck out four in 3.1 innings of work at Kansas State...Made UC debut at Jacksonville.

Personal: Helped lead Archbishop Moeller to 31-3 record and a state championship as a senior and had a spotless 0.00 ERA....Majoring in business.

SEASON HIGHS

4.0 vs. Xavier (4/9/24)
3 vs. West Virginia (5/4/24)
6, last vs. Xavier (4/9/24)
14, last at Baylor (3/29/24)

IP
BB
K
BF

CAREER HIGHS

4.0 vs. Xavier (4/9/24)
3 vs. West Virginia (5/4/24)
6, last vs. Xavier (4/9/24)
14, last at Baylor (3/29/24)

YEAR	ERA	W-L	SV	APP	GS	IP	H	R	ER	BB	SO	WP	HB
2024	4.97	3-2	1	20	1	38.0	34	21	21	12	42	1	4
Career	4.97	3-2	1	20	1	38.0	34	21	21	12	42	1	4

PITCHER NOTES



#32 TOMMY BOBA

R/R • 6-1 • 190

POSITION: **RIGHT-HANDED PITCHER**CLASS: **SOPHOMORE**HOMETOWN: **WHEATON, ILL.**HIGH SCHOOL: **WHEATON WARRENVILLE SOUTH**

NOTES

2024: Big 12 Pitcher of the Week (March 18) and Perfect Game National Pitcher of the Week (March 19) after carrying no-hitter into ninth inning in start vs. Kansas on March 16...Struck out eight in 8.0 scoreless innings vs. KU, allowing just one hit...Game Score of 86 was highest across all of Division I for games played during fifth weekend of the season (March 15-17)...Has made 12 starts and three relief appearances...Tied career-high with nine strikeouts in game two vs. West Virginia...Struck out four in 5.0 IP in game one of doubleheader vs. NIU...Struck out six in 3.2 innings of work at Jacksonville.

Previous: Made 12 starts a year ago, second-most on the team...Ranked fourth in strikeouts and innings pitched...Struck out career-best nine against Miami on April 11, 2023, the most by a Bearcat pitcher last year.

Personal: Several relatives played sports collegiately at University of Illinois: Lou Agase (1944-47, Football), Alex Agase (1941-42, 1946-47, Football), and Herbert Agase (1949-51, Football)...Majoring in marketing.

SEASON HIGHS

8.0 vs. Kansas (3/16/24)
4, last at Oklahoma State (4/13/24)
9 vs. West Virginia (5/4/24)
28 vs. Kansas (3/16/24)

IP
BB
K
BF

CAREER HIGHS

8.0 vs. Kansas (3/16/24)
4, last at Oklahoma State (4/13/24)
9, last vs. West Virginia (5/4/24)
28 vs. Kansas (3/16/24)

YEAR	ERA	W-L	SV	APP	GS	IP	H	R	ER	BB	SO	WP	HB
2023	6.27	2-1	0	14	12	47.1	48	35	33	23	43	9	10
2024	6.05	4-5	0	15	12	58.0	55	41	39	22	55	3	10
Career	6.15	6-6	0	29	24	105.1	103	76	72	45	98	12	20



#45 BRENDAN GARULA

R/L • 6-0 • 190

POSITION: **LEFT-HANDED PITCHER**CLASS: **SOPHOMORE**HOMETOWN: **MASON, OHIO**HIGH SCHOOL: **MASON**

NOTES

2024: Has appeared in 15 games out of the bullpen this year and made seven starts, most pitching appearances on the team...Started four straight Fridays/series openers, which included series against Baylor, TCU, Oklahoma State, and Houston...Earned the save with three scoreless innings in finale at Saint Louis...Season-long outing vs. Western Illinois (3.2 IP)...Struck out four in 2.1 innings vs. Akron, making his first career start.

Previous: Pitched in seven games last year, striking out eight in 8.1 innings of work.

Personal: OHSAA Division I Player of the Year in 2022...Also earned all-state, all-conference, and all-city honors pitching for Mason High School...Majoring in business.

SEASON HIGHS

3.2, last vs. TCU (4/5/24)
3 at Oklahoma State (4/12/24)
4, last at Miami (3/20/24)
17 vs. Western Illinois (2/25/24)

IP
BB
K
BF

CAREER HIGHS

3.2, last vs. TCU (4/5/24)
3, last at Oklahoma State (4/2/24)
4, last at Miami (3/20/24)
17 vs. Western Illinois (2/25/24)

YEAR	ERA	W-L	SV	APP	GS	IP	H	R	ER	BB	SO	WP	HB
2023	17.28	0-0	0	7	0	8.1	14	16	16	10	8	1	7
2024	3.35	2-0	1	22	7	40.1	45	21	15	19	42	5	7
Career	5.73	2-0	1	29	7	48.2	59	37	31	29	50	6	7

2024 STATISTICS

2024 Cincinnati Baseball
Overall Statistics for Cincinnati (as of May 05, 2024)
(All games Sorted by Batting avg)

Record: 27-21 Home: 17-6 Away: 7-15 Neutral: 3-0 BIG 12: 13-11

Player	avg	gp-gs	ab	r	h	2b	3b	hr	rbi	tb	slg%	bb	hp	so	gdp	ob%	sf	sh	sb-att	po	a	e	fld%
22 Hegemann, Josh	.354	43-40	144	33	51	8	0	0	21	59	.410	31	5	25	1	.473	4	2	12-14	86	3	0	1.000
41 Kross, Josh	.326	48-48	184	43	60	11	0	14	56	113	.614	21	22	30	2	.450	2	0	1-1	329	18	6	.983
8 Brooks, Lauden	.310	42-40	155	39	48	9	3	0	26	63	.406	19	5	44	3	.398	2	0	12-14	38	86	2	.984
2 Cross, Kerrington	.308	48-48	182	53	56	10	2	6	39	88	.484	40	8	38	0	.450	1	2	14-16	26	91	11	.914
3 Michelle, Christian	.306	34-33	124	25	38	2	0	3	16	49	.395	9	3	29	3	.365	1	1	7-8	30	65	10	.905
31 Sefcik, Luke	.302	33-26	96	19	29	5	0	0	17	34	.354	19	1	14	0	.412	3	3	7-9	52	48	3	.971
44 O'Connor, Tommy	.287	47-46	174	43	50	6	2	12	42	96	.552	36	5	64	1	.419	2	0	7-8	167	8	1	.994
5 Jessee, Hunter	.250	37-33	120	21	30	6	0	3	31	45	.375	12	12	29	3	.370	2	0	3-3	39	0	1	.975
0 Jones, Alec	.237	32-25	97	15	23	3	0	5	22	41	.423	6	3	22	5	.302	0	1	2-2	229	7	0	1.000
14 Vidourek, Landyn	.218	44-36	119	26	26	8	0	4	23	46	.387	33	5	41	0	.400	3	0	15-17	72	1	2	.973
42 Pearson, Dalton	.190	44-35	126	25	24	5	2	1	14	36	.286	24	5	41	2	.335	3	0	14-16	89	2	3	.968

6 Palmieri, Max	.241	17-7	29	2	7	1	0	1	5	11	.379	6	1	10	0	.378	1	1	0-0	11	17	1	.966
9 Guidry, Kameron	.209	24-10	43	11	9	1	0	5	14	25	.581	13	2	18	0	.400	2	0	1-1	11	29	4	.909
15 Klingenberg, Kory	.071	11-3	14	0	1	0	0	0	0	1	.071	1	3	6	0	.278	0	0	0-0	40	1	1	.976
10 Harting, Cole	.000	11-2	10	0	0	0	0	0	1	0	.000	8	0	6	0	.444	0	1	1-1	3	0	0	1.000
13 Wicks, Noah	.000	5-0	3	0	0	0	0	0	0	0	.000	0	0	1	0	.000	0	0	0-0	7	0	0	1.000
28 Hugus, Griffin	.000	1-0	2	0	0	0	0	0	0	0	.000	0	0	2	0	.000	0	0	0-0	2	6	0	1.000
4 Springer, Sean	.000	2-0	2	1	0	0	0	0	0	0	.000	0	0	1	0	.000	0	0	0-0	0	0	0	.000
Totals	.278	48	1624	356	452	75	9	54	327	707	.435	278	80	421	20	.403	26	11	96-110	1245	424	47	.973
Opponents	.269	48	1628	302	438	79	8	61	286	716	.440	217	59	400	29	.371	20	16	40-50	1236	355	57	.965

LOB - Team (427), Opp (393). DPs turned - Team (40), Opp (25). IBB - Team (5), Kross, J. 2, O'Connor, T. 2, Hegemann, J. 1, Opp (6). Picked off - Hegemann, J. 3, Cross, K. 2, O'Connor, T. 2, Brooks, L. 1, Vidourek, L. 1, Michelle, C 1.

(All games Sorted by Earned run avg)

Player	era	w-l	app	gs	cg	sho	sv	ip	h	r	er	bb	so	2b	3b	hr	b/avg	wp	hp	bk	sfa	sha
11 Taylor, Nathan	5.40	7-1	14	13	1	0/0	0	58.1	57	37	35	31	62	11	0	7	.254	5	6	0	2	0
32 Boba, Tommy	6.05	4-5	15	12	0	0/1	0	58.0	55	41	39	22	55	10	0	14	.246	3	10	0	0	0
27 Logue, Seth	7.43	2-4	11	7	0	0/0	0	53.1	60	44	44	20	48	7	1	11	.278	2	2	1	2	0

45 Garula, Brenden	3.35	2-0	22	7	0	0/0	1	40.1	45	21	15	19	42	6	1	3	.285	5	7	0	0	1
3 Mitchell, Christian	3.37	0-3	19	0	0	0/1	5	34.2	34	15	13	9	24	7	1	4	.254	1	2	0	3	1
17 Insko, Ryan	3.60	3-0	12	0	0	0/0	1	15.0	11	6	6	10	12	2	0	0	.200	0	3	0	1	0
28 Hugus, Griffin	4.95	0-2	9	1	0	0/0	2	20.0	19	12	11	13	15	4	0	2	.250	0	1	0	0	2
29 Marsh, Carson	4.97	3-2	20	1	0	0/0	1	38.0	34	21	21	12	42	7	1	6	.241	1	4	0	1	1
16 Conte, Michael	6.43	1-0	11	0	0	0/0	0	14.0	22	13	10	5	15	1	0	3	.349	2	4	0	3	1
26 Horst, Chase	6.75	3-0	10	3	0	0/0	0	14.2	16	11	11	11	10	7	1	1	.291	1	4	0	0	2
33 Coulter, Bradley	7.20	1-1	12	4	0	0/0	0	20.0	21	22	16	21	26	6	0	4	.256	1	2	0	2	1
40 Erdmann, Drew	7.30	0-1	9	0	0	0/0	0	12.1	14	13	10	15	16	3	2	0	.264	1	4	0	1	0
30 Hurth, Joey	7.41	1-2	15	0	0	0/0	0	17.0	19	16	14	6	15	2	1	3	.292	3	8	0	2	4
35 Murphy, Will	9.72	0-0	8	0	0	0/0	0	8.1	13	9	9	5	6	2	0	1	.382	0	0	0	2	1
21 Parnell, Shawn	10.24	0-0	9	0	0	0/0	0	9.2	14	15	11	14	11	3	0	2	.350	1	2	0	1	2
77 Shea, Alex	40.50	0-0	2	0	0	0/0	0	1.1	4	6	6	4	1	1	0	0	.500	2	0	0	0	0
Totals	5.88	27-21	48	48	1	1/1	10	415.0	438	302	271	217	400	79	8	61	.269	28	59	1	20	16
Opponents	6.95	21-27	48	48	0	1/1	9	412.0	452	356	318	278	421	75	9	54	.278	25	80	9	26	11

PB - Team (12), Kross, J. 7, Jones, A. 5, Opp (7). Pickoffs - Team (3), Taylor, N. 1, Hugus, G. 1, Logue, S. 1, Opp (10). SBA/ATT - Jones, A. (24-28), Kross, J. (12-17), Logue, S. (9-11), Taylor, N. (4-6), Insko, R. (5-5), Klingenberg (4-4), Garula, B (2-4), Parnell, S. (2-3), Murphy, W. (3-3), Hurth, J. (3-3), Conte, M. (3-3), Hugus, G. (2-3), Marsh, C. (2-3), Coulter, B. (2-2), Erdmann, D. (2-2), Michelle, C (0-1), Boba, T. (1-1).

2024 Cincinnati Baseball
Overall Statistics for Cincinnati (as of May 05, 2024)
(All games Sorted by Fielding pct)

Player	c	po	a	e	fld%	dp	sba	csb	sba%	pb	ci
0 Jones, Alec	236	229	7	0	1.000	0	24	4	.857	5	0
22 Hegemann, Josh	89	86	3	0	1.000	0	0	0	---	0	0
28 Hugus, Griffin	8	2	6	0	1.000	0	2	1	.667	0	0
13 Wicks, Noah	7	7	0	0	1.000	0	0	0	---	0	0
11 Taylor, Nathan	7	0	7	0	1.000	0	4	2	.667	0	0
29 Marsh, Carson	7	1	6	0	1.000	0	2	1	.667	0	0
27 Logue, Seth	6	3	3	0	1.000	0	9	2	.818	0	0
26 Horst, Chase	5	1	4	0	1.000	1	0	0	---	0	0
45 Garula, Brenden	5	1	4	0	1.000	0	2	2	.500	0	0
21 Parnell, Shawn	4	1	3	0	1.000	0	2	1	.667	0	0
40 Erdmann, Drew	3	1	2	0	1.000	0	2	0	1.000	0	0
17 Insko, Ryan	3	0	3	0	1.000	0	5	0	1.000	0	0
10 Harting, Cole	3	3	0	0	1.000	0	0	0	---	0	0
33 Coulter, Bradley	2	1	1	0	1.000	0	2	0	1.000	0	0
35 Murphy, Will	1	0	1	0	1.000	0	3	0	1.000	0	0
44 O'Connor, Tommy	176	167	8	1	.994	16	0	0	---	0	0
8 Brooks, Laudon	126	38	86	2	.984	25	0	0	---	0	0
41 Kross, Josh	353	329	18	6	.983	23	12	5	.706	7	0
15 Klingenberg, Kory	42	40	1	1	.976	0	4	0	1.000	0	0
5 Jessee, Hunter	40	39	0	1	.975	0	0	0	---	0	0
14 Vidourek, Landyn	75	72	1	2	.973	0	0	0	---	0	0
31 Sefcik, Luke	103	52	48	3	.971	10	0	0	---	0	0
42 Pearson, Dalton	94	89	2	3	.968	0	0	0	---	0	0
6 Palmieri, Max	29	11	17	1	.966	5	0	0	---	0	0
32 Boba, Tommy	12	4	7	1	.917	1	1	0	1.000	0	0
2 Cross, Kerrington	128	26	91	11	.914	11	0	0	---	0	0
9 Guidry, Kameron	44	11	29	4	.909	5	0	0	---	0	0
3 Mitchell, Christian	105	30	65	10	.905	12	0	1	.000	0	0
30 Hurth, Joey	3	1	1	1	.667	0	3	0	1.000	0	0
16 Conte, Michael	0	0	0	0	.000	0	3	0	1.000	0	0
4 Springer, Sean	0	0	0	0	.000	0	0	0	---	0	0
77 Shea, Alex	0	0	0	0	.000	0	0	0	---	0	0
Totals	1716	1245	424	47	.973	40	40	10	.800	12	0
Opponents	1648	1236	355	57	.965	25	96	14	.873	7	0

Hitting minimums - 1 Games 1% of Games 1 AB 1.0 AB/Game 1 TPA 2.0 TPA/Game
Pitching minimums - 1 Games 1.0 IP/Game

2024 STATISTICS

2024 Cincinnati Baseball
Conference statistics for Cincinnati (as of May 05, 2024)
(BIG 12 games only Sorted by Batting avg)

Record: 13-11 Home: 9-3 Away: 4-8 BIG 12: 13-11

Player	avg	gp-gs	ab	r	h	2b	3b	hr	rbi	tb	slg%	bb	hp	so	gdp	ob%	sf	sh	sb-att	po	a	e	fld%
41 Kross, Josh	.345	24-24	84	19	29	7	0	3	18	45	.536	10	15	18	0	.491	1	0	0-0	184	10	2	.990
3 Michelle, Christian	.333	19-18	69	14	23	0	0	2	7	29	.420	5	2	17	2	.395	0	0	3-3	17	31	2	.960
22 Hegemann, Josh	.307	23-23	88	14	27	2	0	0	11	29	.330	13	1	19	1	.394	2	1	4-6	51	1	0	1.000
8 Brooks, Lauden	.299	23-22	87	18	26	5	0	0	16	31	.356	7	3	27	2	.367	1	0	4-4	22	44	1	.985
0 Jones, Alec	.296	17-13	54	7	16	2	0	2	13	24	.444	0	1	12	2	.309	0	1	1-1	123	4	0	1.000
5 Jessee, Hunter	.286	19-18	63	13	18	4	0	1	17	25	.397	6	5	16	3	.387	1	0	1-1	24	0	0	1.000
2 Cross, Kerrington	.247	24-24	93	21	23	2	1	3	16	36	.387	16	5	26	0	.383	1	2	6-6	15	42	7	.891
44 O'Connor, Tommy	.222	23-22	81	14	18	3	1	4	16	35	.432	17	2	38	1	.370	0	0	0-1	67	5	0	1.000
31 Sefcik, Luke	.200	17-12	45	8	9	0	0	0	10	9	.200	7	1	5	0	.309	2	1	3-4	26	29	0	1.000
42 Pearson, Dalton	.183	22-17	60	9	11	2	1	0	1	15	.250	10	1	21	2	.310	0	0	6-6	42	1	3	.935
14 Vidourek, Landyn	.156	22-15	45	7	7	4	0	0	5	11	.244	16	3	17	0	.406	0	0	4-5	35	0	1	.972

6 Palmieri, Max	.235	8-4	17	2	4	1	0	1	4	8	.471	2	0	8	0	.316	0	1	0-0	6	8	0	1.000
9 Guidry, Kameron	.200	10-4	20	3	4	0	0	2	5	10	.500	5	0	9	0	.360	0	0	0-0	4	15	0	1.000
15 Klingenberg, Kory	.000	3-0	5	0	0	0	0	0	0	0	.000	0	0	3	0	.000	0	0	0-0	8	0	0	1.000
13 Wicks, Noah	.000	1-0	1	0	0	0	0	0	0	0	.000	0	0	0	0	.000	0	0	0-0	0	0	0	.000
4 Springer, Sean	.000	1-0	0	1	0	0	0	0	0	0	.000	0	0	0	0	.000	0	0	0-0	0	0	0	.000
10 Harting, Cole	.000	1-0	0	0	0	0	0	0	0	0	.000	1	0	0	0	1.000	0	0	0-0	0	0	0	.000
Totals	.265	24	812	150	215	32	3	18	139	307	.378	115	39	236	13	.379	8	6	32-37	631	211	17	.980
Opponents	.264	24	810	134	214	39	2	31	128	350	.432	115	16	199	19	.363	10	5	17-24	628	192	24	.972

LOB - Team (202), Opp (191). DPs turned - Team (21), Opp (15). IBB - Team (4), Kross, J. 2, O'Connor, T. 1, Hegemann, J. 1, Opp (6). Picked off - Hegemann, J. 2, Brooks, L. 1, O'Connor, T. 1, Michelle, C 1, Cross, K. 1.

(BIG 12 games only Sorted by Earned run avg)

Player	era	w-l	app	gs	cg	sho	sv	ip	h	r	er	bb	so	2b	3b	hr	b/avg	wp	hp	bk	sfa	sha
11 Taylor, Nathan	5.17	3-1	8	8	1	0/0	0	38.1	43	24	22	21	34	9	0	4	.285	3	2	0	2	0
32 Boba, Tommy	5.18	3-2	8	8	0	0/1	0	40.0	33	24	23	18	38	7	0	7	.220	2	5	0	0	0
27 Logue, Seth	5.66	2-3	8	4	0	0/0	0	41.1	38	26	26	16	42	6	0	7	.238	1	1	1	2	0

28 Hugus, Griffin	0.00	0-0	4	0	0	0/0	1	5.2	2	0	0	6	6	0	0	0	.105	0	0	0	0	0
26 Horst, Chase	2.45	2-0	3	0	0	0/0	0	3.2	1	1	1	5	3	0	0	0	.091	1	0	0	0	1
45 Garula, Brenden	3.86	0-0	12	4	0	0/0	0	18.2	22	8	8	13	19	3	0	1	.297	2	1	0	0	1
3 Michelle, Christian	4.70	0-3	12	0	0	0/1	3	23.0	23	12	12	8	17	4	0	4	.267	1	1	0	2	1
40 Erdmann, Drew	5.40	0-0	1	0	0	0/0	0	1.2	2	1	1	1	3	0	1	0	.286	0	0	0	0	0
17 Insko, Ryan	6.23	1-0	4	0	0	0/0	0	4.1	7	3	3	5	1	1	0	0	.412	0	1	0	1	0
29 Marsh, Carson	6.63	2-1	9	0	0	0/0	1	19.0	18	14	14	10	22	5	1	4	.261	0	2	0	1	1
16 Conte, Michael	7.71	0-0	3	0	0	0/0	0	4.2	8	4	4	2	3	0	0	2	.364	0	1	0	0	0
30 Hurth, Joey	8.31	0-0	5	0	0	0/0	0	4.1	8	4	4	1	4	2	0	0	.421	1	2	0	0	1
33 Coulter, Bradley	9.00	0-1	4	0	0	0/0	0	4.0	3	5	4	3	5	1	0	1	.214	0	0	0	2	0
77 Shea, Alex	18.00	0-0	1	0	0	0/0	0	1.0	2	2	2	2	1	1	0	0	.400	1	0	0	0	0
35 Murphy, Will	27.00	0-0	1	0	0	0/0	0	0.1	3	1	1	0	0	0	0	1	.750	0	0	0	0	0
21 Parnell, Shawn	99.00	0-0	2	0	0	0/0	0	0.1	1	5	5	4	1	0	0	0	.500	0	0	0	0	0
Totals	5.56	13-11	24	24	1	1/1	5	210.1	214	134	130	115	199	39	2	31	.264	12	16	1	10	5
Opponents	6.03	11-13	24	24	0	1/1	4	200.1	215	150	140	115	226	33	3	18	.265	8	20	1	8	6

2024 Cincinnati Baseball
Conference statistics for Cincinnati (as of May 05, 2024)
(BIG 12 games only Sorted by Fielding pct)

Player	c	po	a	e	fld%	dp	sba	csb	sba%	pb	ci
0 Jones, Alec	127	123	4	0	1.000	0	7	2	.778	3	0
44 O'Connor, Tommy	72	67	5	0	1.000	7	0	0	---	0	0
31 Sefcik, Luke	55	26	29	0	1.000	7	0	0	---	0	0
22 Hegemann, Josh	52	51	1	0	1.000	0	0	0	---	0	0
5 Jessee, Hunter	24	24	0	0	1.000	0	0	0	---	0	0
9 Guidry, Kameron	19	4	15	0	1.000	4	0	0	---	0	0
6 Palmieri, Max	14	6	8	0	1.000	2	0	0	---	0	0
15 Klingenberg, Kory	8	8	0	0	1.000	0	0	0	---	0	0
27 Logue, Seth	5	3	2	0	1.000	0	8	1	.889	0	0
11 Taylor, Nathan	4	0	4	0	1.000	0	4	2	.667	0	0
29 Marsh, Carson	3	0	3	0	1.000	0	0	1	.000	0	0
28 Hugus, Griffin	3	0	3	0	1.000	0	0	1	.000	0	0
45 Garula, Brenden	3	1	2	0	1.000	0	0	1	.000	0	0
17 Insko, Ryan	2	0	2	0	1.000	0	2	0	1.000	0	0
30 Hurth, Joey	1	1	0	0	1.000	0	1	0	1.000	0	0
26 Horst, Chase	1	0	1	0	1.000	0	0	0	---	0	0
41 Kross, Josh	196	184	10	2	.990	13	10	4	.714	4	0
8 Brooks, Lauden	67	22	44	1	.985	12	0	0	---	0	0
14 Vidourek, Landyn	36	35	0	1	.972	0	0	0	---	0	0
3 Mitchell, Christian	50	17	31	2	.960	7	0	1	.000	0	0
42 Pearson, Dalton	46	42	1	3	.935	0	0	0	---	0	0
2 Cross, Kerrington	64	15	42	7	.891	3	0	0	---	0	0
32 Boba, Tommy	7	2	4	1	.857	1	1	0	1.000	0	0
77 Shea, Alex	0	0	0	0	.000	0	0	0	---	0	0
21 Parnell, Shawn	0	0	0	0	.000	0	0	0	---	0	0
35 Murphy, Will	0	0	0	0	.000	0	0	0	---	0	0
10 Harting, Cole	0	0	0	0	.000	0	0	0	---	0	0
16 Conte, Michael	0	0	0	0	.000	0	1	0	1.000	0	0
40 Erdmann, Drew	0	0	0	0	.000	0	0	0	---	0	0
33 Coulter, Bradley	0	0	0	0	.000	0	0	0	---	0	0
4 Springer, Sean	0	0	0	0	.000	0	0	0	---	0	0
13 Wicks, Noah	0	0	0	0	.000	0	0	0	---	0	0
Totals	859	631	211	17	.980	21	17	7	.708	7	0
Opponents	844	628	192	24	.972	15	32	5	.865	5	0

Hitting minimums - 1 Games 1% of Games 1 AB 1.0 AB/Game 1 TPA 2.0 TPA/Game
Pitching minimums - 1 Games 1.0 IP/Game

2024 Cincinnati Baseball
Game Results for Cincinnati (as of May 06, 2024)
(All games)

Date	Opponent	Score	Inns	Overall	BIG 12	Pitcher of record	Attend	Time
Feb 16, 2024	at Jacksonville-1	L 6-8	9	0-1-0	0-0-0	Marsh, C. (L 0-1)	418	3:01
Feb 16, 2024	at Jacksonville	L 3-11	9	0-2-0	0-0-0	Boba, T. (L 0-1)	508	2:08
Feb 20, 2024	NKU	w 10-2	9	1-2-0	0-0-0	Taylor, N. (W 1-0)	802	2:58
Feb 24, 2024	vs Ball State	w 6-5	9	2-2-0	0-0-0	Horst, C. (W 1-0)	1430	2:48
Feb 24, 2024	vs Illinois	w 10-3	9	3-2-0	0-0-0	Taylor, N. (W 1-0)	1422	2:50
Feb 25, 2024	at #25 Coastal Carolina	L 2-25	9	3-3-0	0-0-0	Boba, T. (L 0-2)	2406	3:39
Feb 27, 2024	at Xavier	L 9-11	9	3-4-0	0-0-0	Hugus, G. (L 0-1)	529	3:01
Feb 29, 2024	OAKLAND	w 9-6	9	4-4-0	0-0-0	Coulter, B. (W 1-0)	175	3:07
Mar 01, 2024	NORTHERN ILLINOIS	w 13-5	9	5-4-0	0-0-0	Taylor, N. (W 3-0)	210	3:07
Mar 02, 2024	NORTHERN ILLINOIS-1	w 6-5	7	6-4-0	0-0-0	Insco, R. (W 1-0)	-	2:32
Mar 02, 2024	NORTHERN ILLINOIS-2	L 4-6	9	6-5-0	0-0-0	Hugus, G. (L 0-2)	480	2:35
Mar 03, 2024	NORTHERN ILLINOIS	w 14-1	7	7-5-0	0-0-0	Garula, B (W 1-0)	1010	2:24
Mar 06, 2024	AKRON	w 19-8	9	8-5-0	0-0-0	Garula, B (W 2-0)	311	3:28
* Mar 08, 2024	at Kansas State	L 0-4	9	8-6-0	0-1-0	Logue, S. (L 0-1)	1472	2:29
* Mar 09, 2024	at Kansas State	w 11-7	9	9-6-0	1-1-0	Insco, R. (W 2-0)	1868	3:20
* Mar 10, 2024	at Kansas State	L 13-14	(12)	9-7-0	1-2-0	Coulter, B. (L 1-1)	1962	3:55
Mar 12, 2024	WESTERN ILLINOIS	L 11-12	9	9-8-0	1-2-0	Hurth, J. (L 0-1)	311	4:04
Mar 13, 2024	WESTERN ILLINOIS	w 8-3	9	10-8-0	1-2-0	Taylor, N. (W 4-0)	213	2:35
* Mar 15, 2024	KANSAS	L 4-14	9	10-9-0	1-3-0	Logue, S. (L 0-2)	317	3:20
* Mar 16, 2024	KANSAS	w 1-0	9	11-9-0	2-3-0	Boba, T. (W 1-2)	713	2:11
* Mar 17, 2024	KANSAS	w 10-1	9	12-9-0	3-3-0	Taylor, N. (W 5-0)	661	2:48
Mar 20, 2024	at Miami	w 11-3	9	13-9-0	3-3-0	Hurth, J. (W 1-1)	148	2:54
Mar 22, 2024	at Saint Louis	L 12-14	9	13-10-0	3-3-0	Logue, S. (L 0-3)	103	2:50
Mar 23, 2024	at Saint Louis	w 13-4	9	14-10-0	3-3-0	Boba, T. (W 2-2)	73	3:20
Mar 24, 2024	at Saint Louis	w 8-3	9	15-10-0	3-3-0	Insco, R. (W 3-0)	127	3:08
Mar 26, 2024	at Louisville	L 5-11	9	15-11-0	3-3-0	Erdmann, D. (L 0-1)	847	3:04
* Mar 28, 2024	at Baylor	w 8-3	9	16-11-0	4-3-0	Logue, S. (W 1-3)	1557	3:03
* Mar 29, 2024	at Baylor	L 6-8	9	16-12-0	4-4-0	Boba, T. (L 2-3)	1686	2:53
* Mar 30, 2024	at Baylor	L 2-9	9	16-13-0	4-5-0	Taylor, N. (L 5-1)	1767	2:41
* Apr 05, 2024	TCU	w 4-2	9	17-13-0	5-5-0	Logue, S. (W 2-3)	632	2:49
* Apr 06, 2024	TCU	w 6-2	9	18-13-0	6-5-0	Boba, T. (W 3-3)	1102	2:37
* Apr 07, 2024	TCU	w 13-2	7	19-13-0	7-5-0	Taylor, N. (W 6-1)	1192	2:15
Apr 09, 2024	vs Xavier	w 5-2	9	20-13-0	7-5-0	Marsh, C. (W 1-1)	1500	3:02
* Apr 12, 2024	at #20 Oklahoma State	L 4-8	(10)	20-14-0	7-6-0	Mitchelle, C (L 0-1)	5071	3:09
* Apr 13, 2024	at #20 Oklahoma State	L 5-12	9	20-15-0	7-7-0	Boba, T. (L 3-4)	5513	2:56
* Apr 14, 2024	at #20 Oklahoma State	L 6-10	9	20-16-0	7-8-0	Marsh, C. (L 1-2)	4469	3:11
Apr 16, 2024	EASTERN KENTUCKY	w 12-2	8	21-16-0	7-8-0	Conte, M. (W 1-0)	598	2:46
Apr 17, 2024	XAVIER	L 4-6	9	21-17-0	7-8-0	Boba, T. (L 3-5)	1207	2:55
* Apr 19, 2024	HOUSTON	w 6-4	9	22-17-0	8-8-0	Horst, C. (W 2-0)	558	3:18
* Apr 20, 2024	HOUSTON	w 5-4	9	23-17-0	9-8-0	Marsh, C. (W 2-2)	1109	3:11
* Apr 21, 2024	HOUSTON	L 5-8	9	23-18-0	9-9-0	Mitchelle, C (L 0-2)	597	3:10
* Apr 26, 2024	at UCF	w 9-4	9	24-18-0	10-9-0	Marsh, C. (W 3-2)	1661	2:59
* Apr 27, 2024	at UCF	L 2-5	9	24-19-0	10-10-0	Mitchelle, C (L 0-3)	2120	2:54
* Apr 28, 2024	at UCF	w 8-2	9	25-19-0	11-10-0	Horst, C. (W 3-0)	1763	3:19
Apr 30, 2024	at Ohio State	L 6-12	9	25-20-0	11-10-0	Hurth, J. (L 1-2)	1133	3:22
* May 03, 2024	WEST VIRGINIA	L 4-5	9	25-21-0	11-11-0	Logue, S. (L 2-4)	490	3:01
* May 04, 2024	WEST VIRGINIA	w 10-4	9	26-21-0	12-11-0	Boba, T. (W 4-5)	813	3:30
* May 05, 2024	WEST VIRGINIA	w 8-2	9	27-21-0	13-11-0	Taylor, N. (W 7-1)	1232	2:49

* = Conference game

() extra inning game

2024 Cincinnati Baseball
Miscellaneous Stats for Cincinnati (as of May 06, 2024)
(All games)

Starting Lineup By Position
(Team W-L record when starter)

PITCHER:		
11 Taylor, Nathan	13	(10-3)
32 Boba, Tommy	12	(6-6)
45 Garula, Brenden	7	(6-1)
27 Logue, Seth	7	(2-5)
33 Coulter, Bradley	4	(3-1)
26 Horst, Chase	3	(0-3)
28 Hugus, Griffin	1	(0-1)
29 Marsh, Carson	1	(0-1)
CATCHER:		
0 Jones, Alec	25	(15-10)
41 Kross, Josh	20	(12-8)
15 Klingenberg, Kory	3	(0-3)
FIRST BASE:		
44 O'Connor, Tommy	25	(15-10)
41 Kross, Josh	23	(12-11)
SECOND BASE:		
8 Brooks, Lauden	21	(15-6)
31 Sefcik, Luke	19	(9-10)
6 Palmieri, Max	5	(1-4)
3 Michelle, Christian	3	(2-1)
THIRD BASE:		
2 Cross, Kerrington	47	(26-21)
6 Palmieri, Max	1	(1-0)
SHORTSTOP:		
3 Michelle, Christian	25	(13-12)
8 Brooks, Lauden	13	(7-6)
9 Guidry, Kameron	9	(6-3)
6 Palmieri, Max	1	(1-0)
LEFT FIELD:		
5 Jessee, Hunter	28	(16-12)
22 Hegemann, Josh	15	(9-6)
31 Sefcik, Luke	3	(0-3)
14 Vidourek, Landyn	1	(1-0)
10 Harting, Cole	1	(1-0)
CENTER FIELD:		
42 Pearson, Dalton	35	(21-14)
22 Hegemann, Josh	13	(6-7)
RIGHT FIELD:		
14 Vidourek, Landyn	35	(19-16)
22 Hegemann, Josh	12	(8-4)
31 Sefcik, Luke	1	(0-1)
DESIGNATED HITTER:		
44 O'Connor, Tommy	21	(11-10)
8 Brooks, Lauden	6	(3-3)
5 Jessee, Hunter	5	(3-2)
41 Kross, Josh	5	(3-2)
3 Michelle, Christian	5	(2-3)
31 Sefcik, Luke	3	(2-1)
10 Harting, Cole	1	(1-0)
9 Guidry, Kameron	1	(1-0)
2 Cross, Kerrington	1	(1-0)

Starting Lineup By Lineup Spot
(Team W-L record when starter)

LEADOFF:		
2 Cross, Kerrington	18	(8-10)
8 Brooks, Lauden	13	(9-4)
42 Pearson, Dalton	13	(8-5)
22 Hegemann, Josh	3	(2-1)
3 Michelle, Christian	1	(0-1)
2ND SPOT:		
44 O'Connor, Tommy	34	(19-15)
22 Hegemann, Josh	10	(5-5)
8 Brooks, Lauden	2	(2-0)
31 Sefcik, Luke	1	(0-1)
2 Cross, Kerrington	1	(1-0)
3RD SPOT:		
2 Cross, Kerrington	20	(13-7)
41 Kross, Josh	16	(8-8)
14 Vidourek, Landyn	8	(4-4)
22 Hegemann, Josh	3	(1-2)
44 O'Connor, Tommy	1	(1-0)
CLEANUP:		
41 Kross, Josh	27	(16-11)
5 Jessee, Hunter	11	(6-5)
2 Cross, Kerrington	5	(3-2)
44 O'Connor, Tommy	2	(1-1)
22 Hegemann, Josh	1	(1-0)
8 Brooks, Lauden	1	(0-1)
3 Michelle, Christian	1	(0-1)
5TH SPOT:		
22 Hegemann, Josh	14	(9-5)
44 O'Connor, Tommy	7	(3-4)
31 Sefcik, Luke	7	(3-4)
41 Kross, Josh	5	(3-2)
3 Michelle, Christian	4	(2-2)
2 Cross, Kerrington	3	(2-1)
5 Jessee, Hunter	3	(1-2)
8 Brooks, Lauden	2	(1-1)
9 Guidry, Kameron	2	(2-0)
6 Palmieri, Max	1	(1-0)
6TH SPOT:		
31 Sefcik, Luke	9	(5-4)
8 Brooks, Lauden	9	(5-4)
5 Jessee, Hunter	8	(4-4)
3 Michelle, Christian	8	(5-3)
9 Guidry, Kameron	5	(2-3)
22 Hegemann, Josh	5	(3-2)
6 Palmieri, Max	1	(1-0)
44 O'Connor, Tommy	1	(1-0)
14 Vidourek, Landyn	1	(1-0)
2 Cross, Kerrington	1	(0-1)
7TH SPOT:		
14 Vidourek, Landyn	12	(7-5)
5 Jessee, Hunter	10	(7-3)
8 Brooks, Lauden	8	(5-3)
0 Jones, Alec	5	(4-1)
3 Michelle, Christian	3	(1-2)
6 Palmieri, Max	3	(0-3)
31 Sefcik, Luke	2	(0-2)
10 Harting, Cole	1	(1-0)
15 Klingenberg, Kory	1	(0-1)
44 O'Connor, Tommy	1	(1-0)
9 Guidry, Kameron	1	(1-0)
42 Pearson, Dalton	1	(0-1)
8TH SPOT:		
0 Jones, Alec	18	(10-8)
31 Sefcik, Luke	7	(3-4)
3 Michelle, Christian	6	(2-2)

2024 Cincinnati Baseball
Miscellaneous Stats for Cincinnati (as of May 06, 2024)
(All games)

STARTERS SUMMARY

Player	GS	Position											Batting Order								
		p	c	1b	2b	3b	ss	lf	cf	rf	of	dh	1st	2nd	3rd	4th	5th	6th	7th	8th	9th
41 Kross, Josh	48	.	20	23	5	.	.	16	27	5
2 Cross, Kerringt	48	47	1	18	1	20	5	3	1	.	.	.
44 O'Connor, Tom	46	.	.	25	21	.	34	1	2	7	1	1	.	.
8 Brooks, Lauden	40	.	.	.	21	.	13	6	13	2	.	1	2	9	8	5	.
22 Hegemann, Jos	40	15	13	12	.	.	3	10	3	1	14	5	.	1	3
14 Vidourek, Land	36	1	.	35	8	.	.	1	12	1	14
42 Pearson, Dalto	35	35	.	.	.	13	1	4	17
3 Mitchelle, Chris	33	.	.	.	3	.	25	5	1	.	.	1	4	8	3	6	10
5 Jessee, Hunter	33	28	.	.	.	5	.	.	.	11	3	8	10	1	.
31 Sefcik, Luke	26	.	.	.	19	.	.	3	.	1	.	3	.	1	.	.	7	9	2	7	.
0 Jones, Alec	25	.	25	5	18	2
11 Taylor, Nathan	13	13
32 Boba, Tommy	12	12
9 Guidry, Kamero	10	9	1	2	5	1	.	2
27 Logue, Seth	7	7
6 Palmieri, Max	7	.	.	.	5	1	1	1	1	3	2	.
45 Garula, Brende	7	7
33 Coulter, Bradle	4	4
26 Horst, Chase	3	3
15 Klingenbeck, K	3	.	3	1	2	.
10 Harting, Cole	2	1	.	.	.	1	1	1	.
28 Hugus, Griffin	1	1
29 Marsh, Carson	1	1

2024 Cincinnati Baseball
Team Game-by-Game for Cincinnati (as of May 06, 2024)
Batting (All games)

Date	Opponent	ab	r	h	rbi	2b	3b	hr	tb	bb	ibb	sb	cs	hbp	sac	sf	gdp	k	po	a	e	lob	avg
Feb 16	at Jacksonville	35	6	9	4	2	0	1	14	3	0	1	0	0	1	1	0	11	26	7	0	7	.257
Feb 16	at Jacksonville	32	3	4	3	0	0	1	7	7	0	2	0	1	0	0	0	12	24	6	2	10	.194
Feb 20	NKU	35	10	15	8	1	0	2	22	6	0	4	2	4	0	1	1	4	27	12	0	12	.275
Feb 24	vs Ball State	30	6	8	4	1	1	0	11	8	0	0	0	1	1	1	0	9	27	12	2	11	.273
Feb 24	vs Illinois	35	10	10	10	0	0	2	16	5	0	0	0	2	0	1	1	14	27	5	0	6	.275
Feb 25	at Coastal Carolina	34	2	8	2	0	0	1	11	6	0	0	0	1	0	0	1	10	24	6	4	12	.269
Feb 27	at Xavier	36	9	10	9	1	0	2	17	5	0	1	1	0	0	1	0	8	24	15	2	6	.270
Feb 29	OAKLAND	35	9	11	8	2	1	2	21	4	0	1	0	2	0	1	0	9	27	7	0	9	.276
Mar 01	NORTHERN ILLINOIS	33	13	12	11	7	0	0	19	6	0	2	0	1	0	2	0	5	27	5	1	5	.285
Mar 02	NORTHERN ILLINOIS	19	6	2	4	0	0	0	2	12	0	4	0	4	0	1	1	8	21	7	2	11	.275
Mar 02	NORTHERN ILLINOIS	39	4	11	3	1	0	1	15	5	0	0	1	4	0	0	0	7	27	10	1	17	.275
Mar 03	NORTHERN ILLINOIS	26	14	11	14	2	0	2	19	8	0	6	0	1	0	2	0	9	21	7	1	5	.285
Mar 06	AKRON	37	19	15	17	3	0	1	21	11	0	7	0	2	0	0	1	4	27	6	1	7	.296
*Mar 08	at Kansas State	27	0	0	0	0	0	0	0	2	0	0	0	1	1	0	0	9	24	5	2	4	.278
*Mar 09	at Kansas State	36	11	9	9	1	0	0	10	6	0	0	0	4	0	1	0	11	27	17	3	9	.276
*Mar 10	at Kansas State	51	13	20	13	0	1	2	28	7	0	3	1	2	0	1	2	11	34	13	2	12	.287
Mar 12	WESTERN ILLINOIS	35	11	10	11	4	2	3	27	12	1	5	0	2	0	1	1	7	27	13	3	12	.287
Mar 13	WESTERN ILLINOIS	35	8	12	8	4	0	1	19	4	0	7	1	1	0	0	0	5	27	13	2	8	.290
*Mar 15	KANSAS	35	4	8	3	3	0	0	11	5	0	0	0	2	0	0	0	8	27	9	1	11	.287
*Mar 16	KANSAS	26	1	4	1	1	0	0	5	2	0	0	0	1	1	0	0	8	27	10	0	5	.282
*Mar 17	KANSAS	42	10	15	8	3	0	0	18	6	0	2	1	0	0	0	0	6	27	11	0	14	.286
Mar 20	at Miami	37	11	13	11	2	1	0	17	10	0	5	0	1	0	2	0	5	27	10	1	12	.289
Mar 22	at Saint Louis	37	12	11	12	1	0	8	36	5	0	0	0	0	1	0	0	7	24	7	1	4	.290
Mar 23	at Saint Louis	40	13	13	11	3	0	2	22	7	0	10	0	3	0	1	0	7	27	15	0	11	.291
Mar 24	at Saint Louis	39	8	13	7	1	0	0	14	3	0	4	0	1	1	0	0	3	27	10	1	9	.293
Mar 26	at Louisville	33	5	7	5	3	0	2	16	2	0	0	1	1	0	0	0	11	24	8	1	4	.290
*Mar 28	at Baylor	35	8	10	7	2	0	2	18	5	0	2	1	2	1	0	1	13	27	4	1	8	.290
*Mar 29	at Baylor	41	6	15	6	1	0	1	19	3	0	1	0	1	0	0	1	8	24	9	0	12	.293
*Mar 30	at Baylor	27	2	2	1	0	0	0	2	5	0	1	1	2	0	0	0	14	24	10	0	5	.287
*Apr 05	TCU	28	4	5	4	0	0	0	5	4	0	2	0	2	0	0	0	9	27	7	1	6	.284
*Apr 06	TCU	29	6	6	6	1	0	1	10	6	0	5	0	2	0	0	1	13	27	7	0	7	.282
*Apr 07	TCU	29	13	10	13	1	0	2	17	8	0	0	0	1	0	1	0	6	21	8	0	7	.284
Apr 09	vs Xavier	29	5	6	5	0	1	0	8	11	0	1	1	2	1	2	0	8	27	9	2	13	.282
*Apr 12	at Oklahoma State	38	4	8	4	3	0	0	11	2	0	0	0	0	0	0	0	16	27	4	2	6	.280
*Apr 13	at Oklahoma State	37	5	12	5	4	0	0	16	1	0	0	0	0	0	1	1	8	24	6	1	7	.281
*Apr 14	at Oklahoma State	34	6	9	6	2	1	2	19	1	0	2	0	3	0	1	0	13	24	6	0	6	.281
Apr 16	EASTERN KENTUCKY	34	12	12	11	1	0	2	19	9	0	3	1	3	0	0	1	4	24	4	1	12	.283
Apr 17	XAVIER	36	4	9	4	4	0	1	16	7	0	1	0	1	0	0	0	9	27	11	1	13	.282
*Apr 19	HOUSTON	31	6	10	6	0	0	1	13	5	0	1	0	1	1	1	1	8	27	8	0	9	.283
*Apr 20	HOUSTON	33	5	11	5	2	0	0	13	8	1	1	0	1	0	1	1	12	27	9	1	14	.284
*Apr 21	HOUSTON	30	5	4	5	1	0	1	8	9	1	1	0	0	1	0	0	10	27	11	2	8	.281
*Apr 26	at UCF	32	9	6	9	2	0	0	8	6	0	0	0	2	0	1	0	10	27	7	0	5	.278
*Apr 27	at UCF	32	2	5	1	1	1	0	8	4	1	2	0	2	0	0	1	11	24	7	0	9	.276
*Apr 28	at UCF	41	8	16	8	2	0	0	18	3	0	3	0	0	0	0	0	8	27	10	1	9	.279
Apr 30	at Ohio State	31	6	5	6	0	0	2	11	7	0	0	1	3	0	1	0	9	24	8	1	9	.277
*May 03	WEST VIRGINIA	33	4	9	4	1	0	1	13	5	0	3	0	5	0	0	2	8	27	8	0	12	.276
*May 04	WEST VIRGINIA	35	10	14	10	1	0	4	27	5	0	0	0	3	0	0	2	8	27	12	0	9	.279
*May 05	WEST VIRGINIA	30	8	7	5	0	0	1	10	7	1	3	1	2	1	0	0	8	27	13	0	8	.278
Totals		1624	356	452	327	75	9	54	707	278	5	96	14	80	11	26	20	421	1245	424	47	427	.278

2024 CINCINNATI BASEBALL

2024 Cincinnati Baseball Team Game-by-Game for Cincinnati (as of May 06, 2024) Pitching (All games)

Date	Opponent	ip	h	r	er	bb	so	2b	3b	hr	wp	bk	hbp	dp	ibb	score	w-l	sv	era
Feb 16	at Jacksonville	8.2	10	8	8	5	6	0	1	1	0	0	0	0	0	6-8	0-1	0	8.31
Feb 16	at Jacksonville	8.0	12	11	11	9	13	3	0	1	2	0	3	0	0	3-11	0-2	0	10.26
Feb 20	NKU	9.0	7	2	2	2	8	0	0	1	0	0	0	1	0	10-2	1-2	0	7.36
Feb 24	vs Ball State	9.0	9	5	5	1	6	3	0	2	1	0	2	1	0	6-5	2-2	1	6.75
Feb 24	vs Illinois	9.0	6	3	3	3	14	1	0	1	1	0	1	0	0	10-3	3-2	2	5.98
Feb 25	at Coastal Carolina	8.0	15	25	12	10	8	3	0	4	1	0	8	0	0	2-25	3-3	2	7.14
Feb 27	at Xavier	8.0	12	11	11	6	4	5	0	3	0	0	2	3	0	9-11	3-4	2	7.84
Feb 29	OAKLAND	9.0	10	6	6	5	11	3	1	0	0	0	2	0	0	9-6	4-4	3	7.60
Mar 01	NORTHERN ILLINOIS	9.0	10	5	5	3	12	1	0	2	0	0	2	1	0	13-5	5-4	3	7.30
Mar 02	NORTHERN ILLINOIS	7.0	7	5	2	1	7	1	0	1	0	0	0	0	0	6-5	6-4	3	6.91
Mar 02	NORTHERN ILLINOIS	9.0	8	6	5	4	4	2	0	1	0	0	0	1	0	4-6	6-5	3	6.73
Mar 03	NORTHERN ILLINOIS	7.0	4	1	0	5	7	0	0	0	1	0	2	2	0	14-1	7-5	3	6.26
Mar 06	AKRON	9.0	10	8	8	5	16	1	0	1	2	0	1	0	0	19-8	8-5	3	6.40
*Mar 08	at Kansas State	8.0	9	4	4	6	6	1	0	2	0	0	0	0	0	0-4	8-6	3	6.27
*Mar 09	at Kansas State	9.0	10	7	6	10	7	2	0	0	0	0	0	2	0	11-7	9-6	3	6.25
*Mar 10	at Kansas State	11.1	19	14	13	6	7	3	0	4	2	0	0	1	1	13-14	9-7	3	6.59
Mar 12	WESTERN ILLINOIS	9.0	13	12	7	9	9	3	0	1	1	0	3	0	0	11-12	9-8	3	6.61
Mar 13	WESTERN ILLINOIS	9.0	4	3	2	4	10	1	0	0	1	0	0	0	0	8-3	10-8	3	6.35
*Mar 15	KANSAS	9.0	15	14	14	13	5	4	0	0	2	0	0	0	0	4-14	10-9	3	6.76
*Mar 16	KANSAS	9.0	2	0	0	2	8	1	0	0	0	0	1	0	0	1-0	11-9	4	6.41
*Mar 17	KANSAS	9.0	6	1	1	2	8	1	0	1	0	0	0	1	0	10-1	12-9	5	6.15
Mar 20	at Miami	9.0	5	3	2	1	8	0	0	0	1	0	3	0	0	11-3	13-9	5	5.95
Mar 22	at Saint Louis	8.0	17	14	13	1	2	2	0	3	0	0	2	0	0	12-14	13-10	5	6.30
Mar 23	at Saint Louis	9.0	8	4	4	4	5	2	0	0	2	0	3	3	0	13-4	14-10	5	6.20
Mar 24	at Saint Louis	9.0	8	3	3	4	5	0	0	1	0	0	2	2	0	8-3	15-10	6	6.07
Mar 26	at Louisville	8.0	15	11	11	5	7	3	2	3	0	0	0	0	0	5-11	15-11	6	6.29
*Mar 28	at Baylor	9.0	9	3	3	1	12	1	0	0	1	0	0	1	0	8-3	16-11	6	6.17
*Mar 29	at Baylor	8.0	9	8	8	5	6	4	1	1	0	0	4	2	0	6-8	16-12	6	6.26
*Mar 30	at Baylor	8.0	13	9	9	6	3	2	0	1	1	0	2	2	0	2-9	16-13	6	6.38
*Apr 05	TCU	9.0	8	2	2	1	8	2	0	1	0	0	2	1	0	4-2	17-13	6	6.23
*Apr 06	TCU	9.0	3	2	2	4	11	1	0	0	1	0	2	0	0	6-2	18-13	7	6.09
*Apr 07	TCU	7.0	6	2	2	0	9	3	0	1	0	0	0	1	0	13-2	19-13	7	6.00
Apr 09	vs Xavier	9.0	5	2	2	2	10	1	0	1	1	0	0	1	0	5-2	20-13	8	5.87
*Apr 12	at Oklahoma State	9.0	7	8	8	9	13	2	0	1	0	0	0	0	3	4-8	20-14	8	5.94
*Apr 13	at Oklahoma State	8.0	10	12	11	6	12	1	1	2	0	0	1	1	0	5-12	20-15	8	6.11
*Apr 14	at Oklahoma State	8.0	14	10	10	5	9	3	0	5	0	0	0	0	1	6-10	20-16	8	6.24
Apr 16	EASTERN KENTUCKY	8.0	8	2	2	3	11	3	0	0	0	0	0	1	0	12-2	21-16	8	6.14
Apr 17	XAVIER	9.0	7	6	6	5	7	1	0	2	1	0	3	1	0	4-6	21-17	8	6.14
*Apr 19	HOUSTON	9.0	9	4	4	7	11	1	0	0	0	0	0	1	0	6-4	22-17	9	6.08
*Apr 20	HOUSTON	9.0	8	4	3	6	8	1	0	0	1	0	0	2	0	5-4	23-17	9	6.00
*Apr 21	HOUSTON	9.0	13	8	8	6	6	1	0	3	2	0	1	1	0	5-8	23-18	9	6.05
*Apr 26	at UCF	9.0	4	4	4	3	11	0	0	1	0	1	1	1	0	9-4	24-18	9	6.00
*Apr 27	at UCF	8.0	13	5	5	4	6	1	0	1	1	0	0	0	1	2-5	24-19	9	5.99
*Apr 28	at UCF	9.0	7	2	2	3	8	0	0	1	1	0	1	0	0	8-2	25-19	10	5.90
Apr 30	at Ohio State	8.0	14	12	11	5	11	1	2	1	1	0	4	2	0	6-12	25-20	10	6.03
*May 03	WEST VIRGINIA	9.0	7	5	5	4	5	0	0	4	0	0	0	0	0	4-5	25-21	10	6.01
*May 04	WEST VIRGINIA	9.0	7	4	4	3	12	1	0	2	0	0	0	2	0	10-4	26-21	10	5.96
*May 05	WEST VIRGINIA	9.0	6	2	2	3	8	3	0	0	0	0	1	2	0	8-2	27-21	10	5.88
Totals		415.0	438	302	271	217	400	79	8	61	28	1	59	40	6	356-302	27-21	10	5.88

2024 Cincinnati Baseball
Games Summary for Cincinnati (as of May 06, 2024)
(All games)

Score by innings	1	2	3	4	5	6	7	8	9	EX	Total
Cincinnati	54	46	49	38	37	46	46	29	9	2	356
Opponents	39	39	38	39	38	39	21	28	14	7	302

Record when ...

Overall	27-21	After 6 leading	23-4
Conference	13-11 trailing	4-15
Non-Conference	14-10 tied	0-2
Home games	17-6	After 7 leading	22-2
Away games	7-15 trailing	0-15
Neutral site	3-0 tied	2-4
Day games	24-14	After 8 leading	23-1
Night games	3-7 trailing	0-17
vs Left starter	7-6 tied	0-3
vs Right starter	20-15		
1-Run games	4-3	Hit 0 home runs	13-6
2-Run games	2-6	... 1 home run	5-8
5+Run games	17-7	... 2+ home runs	9-7
Extra innings	0-2		
Shutouts	1-1	Opponent 0 home runs	13-1
	 1 home run	11-9
Scoring 0-2 runs	1-4 2+ HRs	3-11
..... 3-5 runs	3-9		
..... 6-9 runs	11-5	Made 0 errors	12-6
..... 10+ runs	12-3 1 error	10-7
	 2+ errors	5-8
Opponent 0-2 runs	11-0		
..... 3-5 runs	13-3	Opp. made 0 errors	8-8
..... 6-9 runs	3-7 1 error	9-5
..... 10+ runs	0-11 2+ errors	10-8
Scored in 1st inning	13-11	Out-hit opponent	23-7
Opp. scored in 1st	3-10	Out-hit by opponent	4-14
Scores first	19-12	Hits are tied	0-0
Opp. scores first	8-9		

Record when team scores:

Runs	0	1	2	3	4	5	6	7	8	9	10+
W-L	0-1	1-0	0-3	0-1	1-5	2-3	4-4	0-0	5-0	2-1	12-3

Record when opponent scores:

Runs	0	1	2	3	4	5	6	7	8	9	10+
W-L	1-0	2-0	8-0	5-0	5-1	3-2	1-2	1-0	1-4	0-1	0-11

Record when leading after:

Inn.	1	2	3	4	5	6	7	8
W-L	12-6	16-4	22-5	20-7	22-5	23-4	22-2	23-1

Record when trailing after:

Inn.	1	2	3	4	5	6	7	8
W-L	1-8	3-11	1-13	5-13	4-13	4-15	0-15	0-17

Record when tied after:

Inn.	1	2	3	4	5	6	7	8
W-L	14-7	8-6	4-3	2-1	1-3	0-2	2-4	0-3

Current winning streak: 2
Longest winning streak: 4
Longest losing streak: 3

Home attendance : 14733 (22 dates avg = 669)
Away attendance : 41553 (25 dates avg = 1662)
Total attendance: 56286 (47 dates avg = 1197)

2024 Cincinnati Baseball
Season Game Highs for Cincinnati (as of May 06, 2024)
(All games)

TEAM GAME HIGHS

Batting

At bats:	51	-	at Kansas State (Mar 10, 2024)
Runs scored:	19	-	vs Akron (Mar 06, 2024)
Hits:	20	-	at Kansas State (Mar 10, 2024)
RBIs:	17	-	vs Akron (Mar 06, 2024)
Doubles:	7	-	vs Northern Illinois (Mar 01, 2024)
Triples:	2	-	vs Western Illinois (Mar 12, 2024)
Home runs:	8	-	at Saint Louis (Mar 22, 2024)
Total bases:	36	-	at Saint Louis (Mar 22, 2024)
Walks:	12	-	vs Northern Illinois (Mar 02, 2024)
	12	-	vs Western Illinois (Mar 12, 2024)
Strikeouts:	16	-	at Oklahoma State (Apr 12, 2024)
Sac hits:	1	-	(11 times)
Sac flies:	2	-	(4 times)
Stolen bases:	10	-	at Saint Louis (Mar 23, 2024)
Hit by pitch:	5	-	vs West Virginia (May 03, 2024)
Caught stealing:	2	-	vs NKU (Feb 20, 2024)
Runners LOB:	17	-	vs Northern Illinois (Mar 02, 2024)
Hit into DP:	2	-	(5 times)

Fielding

Putouts:	34	-	at Kansas State (Mar 10, 2024)
Assists:	17	-	at Kansas State (Mar 09, 2024)
Errors:	4	-	at Coastal Carolina (Feb 25, 2024)
Passed balls:	2	-	at Kansas State (Mar 10, 2024)
DPs turned:	3	-	at Xavier (Feb 27, 2024)
	3	-	at Saint Louis (Mar 23, 2024)

Pitching

Innings pitched:	11.1	-	at Kansas State (Mar 10, 2024)
Runs allowed:	25	-	at Coastal Carolina (Feb 25, 2024)
Earned runs:	14	-	vs Kansas (Mar 15, 2024)
Walks allowed:	13	-	vs Kansas (Mar 15, 2024)
Strikeouts:	16	-	vs Akron (Mar 06, 2024)
Hits allowed:	19	-	at Kansas State (Mar 10, 2024)
Doubles allowed:	5	-	at Xavier (Feb 27, 2024)
Triples allowed:	2	-	at Louisville (Mar 26, 2024)
	2	-	at Ohio State (Apr 30, 2024)
Homers allowed:	5	-	at Oklahoma State (Apr 14, 2024)
Wild pitches:	2	-	(6 times)
Hit batters:	8	-	at Coastal Carolina (Feb 25, 2024)

2024 Cincinnati Baseball
Season Game Highs for Cincinnati (as of May 06, 2024)
(All games)

INDIVIDUAL GAME HIGHS

Batting

At bats:	6	-	(11 times)
Runs scored:	4	-	Cross, Kerrington vs Illinois (Feb 24, 2024 at Conway, S.C.)
	4	-	Cross, Kerrington vs Akron (Mar 06, 2024)
	4	-	Brooks, Lauden at Saint Louis (Mar 23, 2024)
Hits:	4	-	(4 times)
RBIs:	6	-	Kross, Josh vs Northern Illinois (Mar 03, 2024)
Doubles:	2	-	(7 times)
Triples:	1	-	(9 times)
Home runs:	3	-	Kross, Josh at Saint Louis (Mar 22, 2024)
Total bases:	12	-	Kross, Josh at Saint Louis (Mar 22, 2024)
Walks:	3	-	(10 times)
Strikeouts:	4	-	Cross, Kerrington at Baylor (Mar 28, 2024)
	4	-	Brooks, Lauden at Oklahoma State (Apr 12, 2024)
Sac hits:	1	-	(11 times)
Sac flies:	2	-	Guidry, Kameron vs Northern Illinois (Mar 03, 2024)
Stolen bases:	3	-	Sefcik, Luke vs Northern Illinois (Mar 03, 2024)
	3	-	Brooks, Lauden vs Western Illinois (Mar 12, 2024)
	3	-	Pearson, Dalton vs TCU (Apr 06, 2024)
Hit by pitch:	2	-	(7 times)
Caught stealing:	1	-	(14 times)
Runners LOB:	5	-	(5 times)

Fielding

Putouts:	15	-	O'Connor, Tommy vs Western Illinois (Mar 13, 2024)
Assists:	7	-	Cross, Kerrington vs Western Illinois (Mar 12, 2024)
	7	-	Brooks, Lauden at Saint Louis (Mar 23, 2024)
Errors:	2	-	(6 times)
Passed balls:	2	-	Jones, Alec at Kansas State (Mar 10, 2024)

Pitching

Innings pitched:	8.0	-	Boba, Tommy vs Kansas (Mar 16, 2024)
Runs allowed:	9	-	Logue, Seth at Saint Louis (Mar 22, 2024)
Earned runs:	9	-	Logue, Seth at Saint Louis (Mar 22, 2024)
Walks allowed:	5	-	Taylor, Nathan at Kansas State (Mar 09, 2024)
Strikeouts:	10	-	Taylor, Nathan vs Illinois (Feb 24, 2024 at Conway, S.C.)
Hits allowed:	11	-	Logue, Seth at Saint Louis (Mar 22, 2024)
Doubles allowed:	3	-	Boba, Tommy at Kansas State (Mar 10, 2024)
	3	-	Taylor, Nathan vs TCU (Apr 07, 2024)
	3	-	Coulter, Bradley vs Eastern Kentucky (Apr 16, 2024)
Triples allowed:	1	-	(8 times)
Homers allowed:	4	-	Boba, Tommy at Coastal Carolina (Feb 25, 2024)
	4	-	Logue, Seth vs West Virginia (May 03, 2024)
Wild pitches:	1	-	(28 times)
Hit batters:	2	-	(7 times)

2024 Cincinnati Baseball Batting Leaders for Cincinnati (as of May 06, 2024) (All games)

Hitting minimums - 1 Games 1% of Games 1 AB 1.0 AB/Game 1 TPA 2.0 TPA/Game
Pitching minimums - 1 Games 1.0 IP/Game

Batting avg		Slugging pct		On base pct	
1. 22 Hegemann, Josh	.354	1. 41 Kross, Josh	.614	1. 22 Hegemann, Josh	.473
2. 41 Kross, Josh	.326	2. 44 O'Connor, Tommy	.552	2. 2 Cross, Kerrington	.450
3. 8 Brooks, Lauden	.310	3. 2 Cross, Kerrington	.484	3. 41 Kross, Josh	.450
4. 2 Cross, Kerrington	.308	4. 0 Jones, Alec	.423	4. 44 O'Connor, Tommy	.419
5. 3 Mitchell, Christian	.306	5. 22 Hegemann, Josh	.410	5. 31 Sefcik, Luke	.412
Runs scored		Hits		Runs batted in	
1. 2 Cross, Kerrington	53	1. 41 Kross, Josh	60	1. 41 Kross, Josh	56
2. 41 Kross, Josh	43	2. 2 Cross, Kerrington	56	2. 44 O'Connor, Tommy	42
44 O'Connor, Tommy	43	3. 22 Hegemann, Josh	51	3. 2 Cross, Kerrington	39
4. 8 Brooks, Lauden	39	4. 44 O'Connor, Tommy	50	4. 5 Jessee, Hunter	31
5. 22 Hegemann, Josh	33	5. 8 Brooks, Lauden	48	5. 8 Brooks, Lauden	26
Doubles		Triples		Home runs	
1. 41 Kross, Josh	11	1. 8 Brooks, Lauden	3	1. 41 Kross, Josh	14
2. 2 Cross, Kerrington	10	2. 2 Cross, Kerrington	2	2. 44 O'Connor, Tommy	12
3. 8 Brooks, Lauden	9	44 O'Connor, Tommy	2	3. 2 Cross, Kerrington	6
4. 22 Hegemann, Josh	8	42 Pearson, Dalton	2	4. 9 Guidry, Kameron	5
14 Vidourek, Landyn	8			0 Jones, Alec	5
Total bases		Walks		Hit by pitch	
1. 41 Kross, Josh	113	1. 2 Cross, Kerrington	40	1. 41 Kross, Josh	22
2. 44 O'Connor, Tommy	96	2. 44 O'Connor, Tommy	36	2. 5 Jessee, Hunter	12
3. 2 Cross, Kerrington	88	3. 14 Vidourek, Landyn	33	3. 2 Cross, Kerrington	8
4. 8 Brooks, Lauden	63	4. 22 Hegemann, Josh	31	4. 5 tied at.....	5
5. 22 Hegemann, Josh	59	5. 42 Pearson, Dalton	24		
Sac bunts		Sac flies		Stolen bases	
1. 31 Sefcik, Luke	3	1. 22 Hegemann, Josh	4	1. 14 Vidourek, Landyn	15
2. 22 Hegemann, Josh	2	2. 42 Pearson, Dalton	3	2. 2 Cross, Kerrington	14
2 Cross, Kerrington	2	14 Vidourek, Landyn	3	42 Pearson, Dalton	14
4. 4 tied at.....	1	31 Sefcik, Luke	3	4. 8 Brooks, Lauden	12
		5. 5 tied at.....	2	22 Hegemann, Josh	12
Caught stealing		Steal attempts		Stolen base pct	
1. 6 tied at.....	2	1. 14 Vidourek, Landyn	17	1. 41 Kross, Josh	1.000
		2. 2 Cross, Kerrington	16	5 Jessee, Hunter	1.000
		42 Pearson, Dalton	16	0 Jones, Alec	1.000
		4. 22 Hegemann, Josh	14	4. 14 Vidourek, Landyn	.882
		8 Brooks, Lauden	14	5. 2 Cross, Kerrington	.875
Strikeouts		Grounded into DP		Total plate appearances	
1. 44 O'Connor, Tommy	64	1. 0 Jones, Alec	5	1. 2 Cross, Kerrington	233
2. 8 Brooks, Lauden	44	2. 3 Mitchell, Christian	3	2. 41 Kross, Josh	229
3. 42 Pearson, Dalton	41	8 Brooks, Lauden	3	3. 44 O'Connor, Tommy	217
14 Vidourek, Landyn	41	5 Jessee, Hunter	3	4. 22 Hegemann, Josh	186
5. 2 Cross, Kerrington	38	5. 2 tied at.....	2	5. 8 Brooks, Lauden	181
At bats		Games played		Game starts	
1. 41 Kross, Josh	184	1. 41 Kross, Josh	48	1. 41 Kross, Josh	48
2. 2 Cross, Kerrington	182	2 Cross, Kerrington	48	2 Cross, Kerrington	48
3. 44 O'Connor, Tommy	174	3. 44 O'Connor, Tommy	47	3. 44 O'Connor, Tommy	46
4. 8 Brooks, Lauden	155	4. 42 Pearson, Dalton	44	4. 22 Hegemann, Josh	40
5. 22 Hegemann, Josh	144	14 Vidourek, Landyn	44	8 Brooks, Lauden	40
Games as sub					
1. 9 Guidry, Kameron	14				
2. 6 Palmieri, Max	10				
3. 42 Pearson, Dalton	9				
10 Harting, Cole	9				
5. 2 tied at.....	8				

**2024 Cincinnati Baseball
Pitching Leaders for Cincinnati (as of May 06, 2024)
(All games)**

Hitting minimums - 1 Games 1% of Games 1 AB 1.0 AB/Game 1 TPA 2.0 TPA/Game
Pitching minimums - 1 Games 1.0 IP/Game

Earned run avg		Opposing bat avg		Won-loss pct	
1. 11 Taylor, Nathan	5.40	1. 32 Boba, Tommy	.246	1. 11 Taylor, Nathan	.875
2. 32 Boba, Tommy	6.05	2. 11 Taylor, Nathan	.254	2. 32 Boba, Tommy	.444
3. 27 Logue, Seth	7.43	3. 27 Logue, Seth	.278	3. 27 Logue, Seth	.333
Wins		Losses		Saves	
1. 11 Taylor, Nathan	7	1. 32 Boba, Tommy	5	1. 3 Michelle, Christian	5
2. 32 Boba, Tommy	4	2. 27 Logue, Seth	4	2. 28 Hugus, Griffin	2
3. 26 Horst, Chase	3	3. 3 Michelle, Christian	3	3. 45 Garula, Brenden	1
17 Insco, Ryan	3	4. 3 tied at.....	2	29 Marsh, Carson	1
29 Marsh, Carson	3			17 Insco, Ryan	1
Innings pitched		Batters struck out		Appearances	
1. 11 Taylor, Nathan	58.1	1. 11 Taylor, Nathan	62	1. 45 Garula, Brenden	22
2. 32 Boba, Tommy	58.0	2. 32 Boba, Tommy	55	2. 29 Marsh, Carson	20
3. 27 Logue, Seth	53.1	3. 27 Logue, Seth	48	3. 3 Michelle, Christian	19
		4. 45 Garula, Brenden	42	4. 32 Boba, Tommy	15
		29 Marsh, Carson	42	30 Hurth, Joey	15
Games started		Games finished		Games in relief	
1. 11 Taylor, Nathan	13	1. 3 Michelle, Christian	14	1. 3 Michelle, Christian	19
2. 32 Boba, Tommy	12	2. 30 Hurth, Joey	5	29 Marsh, Carson	19
3. 45 Garula, Brenden	7	45 Garula, Brenden	5	3. 45 Garula, Brenden	15
27 Logue, Seth	7	4. 29 Marsh, Carson	4	30 Hurth, Joey	15
5. 33 Coulter, Bradley	4	5. 3 tied at.....	3	5. 17 Insco, Ryan	12
Wild pitches		Balks		Hit batters	
1. 11 Taylor, Nathan	5	1. 27 Logue, Seth	1	1. 32 Boba, Tommy	10
45 Garula, Brenden	5			2. 30 Hurth, Joey	8
3. 32 Boba, Tommy	3			3. 45 Garula, Brenden	7
30 Hurth, Joey	3			4. 11 Taylor, Nathan	6
5. 3 tied at.....	2			5. 4 tied at.....	4
Intentional BB allowed		Runners picked off		Batters SO out looking	
1. 3 Michelle, Christian	3	1. 11 Taylor, Nathan	1	1. 45 Garula, Brenden	20
2. 45 Garula, Brenden	1	27 Logue, Seth	1	2. 29 Marsh, Carson	18
17 Insco, Ryan	1	28 Hugus, Griffin	1	3. 11 Taylor, Nathan	17
30 Hurth, Joey	1			4. 32 Boba, Tommy	13
				5. 27 Logue, Seth	11
Sac bunts allowed		Sac flies allowed		Hits allowed	
1. 30 Hurth, Joey	4	1. 3 Michelle, Christian	3	1. 32 Boba, Tommy	55
2. 28 Hugus, Griffin	2	16 Conte, Michael	3	2. 11 Taylor, Nathan	57
26 Horst, Chase	2	3. 5 tied at.....	2	3. 27 Logue, Seth	60
21 Parnell, Shawn	2				
5. 6 tied at.....	1				
Runs allowed		Earned runs allowed		Walks allowed	
1. 11 Taylor, Nathan	37	1. 11 Taylor, Nathan	35	1. 27 Logue, Seth	20
2. 32 Boba, Tommy	41	2. 32 Boba, Tommy	39	2. 32 Boba, Tommy	22
3. 27 Logue, Seth	44	3. 27 Logue, Seth	44	3. 11 Taylor, Nathan	31
Doubles allowed		Triples allowed		Home runs allowed	
1. 27 Logue, Seth	7	1. 11 Taylor, Nathan	0	1. 11 Taylor, Nathan	7
2. 32 Boba, Tommy	10	32 Boba, Tommy	0	2. 27 Logue, Seth	11
3. 11 Taylor, Nathan	11	3. 27 Logue, Seth	1	3. 32 Boba, Tommy	14

**2024 Cincinnati Baseball
Fielding Leaders for Cincinnati (as of May 06, 2024)
(All games)**

Hitting minimums - 1 Games 1% of Games
Pitching minimums - 1 Games 1.0 IP/Game

Fielding pct		Chances		Putouts	
1. 0 Jones, Alec	1.000	1. 41 Kross, Josh	353	1. 41 Kross, Josh	329
22 Hegemann, Josh	1.000	2. 0 Jones, Alec	236	2. 0 Jones, Alec	229
28 Hugus, Griffin	1.000	3. 44 O'Connor, Tommy	176	3. 44 O'Connor, Tommy	167
13 Wicks, Noah	1.000	4. 2 Cross, Kerrington	128	4. 42 Pearson, Dalton	89
10 Harting, Cole	1.000	5. 8 Brooks, Lauden	126	5. 22 Hegemann, Josh	86
Assists		Errors		Fielding double plays	
1. 2 Cross, Kerrington	91	1. 2 Cross, Kerrington	11	1. 8 Brooks, Lauden	25
2. 8 Brooks, Lauden	86	2. 3 Mitchelle, Christian	10	2. 41 Kross, Josh	23
3. 3 Mitchelle, Christian	65	3. 41 Kross, Josh	6	3. 44 O'Connor, Tommy	16
4. 31 Sefcik, Luke	48	4. 9 Guidry, Kameron	4	4. 3 Mitchelle, Christian	12
5. 9 Guidry, Kameron	29	5. 2 tied at.....	3	5. 2 Cross, Kerrington	11
Stolen bases against		Caught stealing by		Steal attempts against	
1. 0 Jones, Alec	24	1. 41 Kross, Josh	5	1. 0 Jones, Alec	28
2. 41 Kross, Josh	12	2. 0 Jones, Alec	4	2. 41 Kross, Josh	17
3. 27 Logue, Seth	9	3. 11 Taylor, Nathan	2	3. 27 Logue, Seth	11
4. 17 Insko, Ryan	5	27 Logue, Seth	2	4. 11 Taylor, Nathan	6
5. 2 tied at.....	4	45 Garula, Brenden	2	5. 17 Insko, Ryan	5
Passed balls		Catchers interference			
1. 41 Kross, Josh	7				
2. 0 Jones, Alec	5				