

2 NATIONAL TITLES | 6 FINAL FOURS | 8 ELITE EIGHTS | 13 SWEET SIXTEENS | 33 NCAA TOURNAMENTS | 41 CONFERENCE TITLES

2024-25 SCHEDULE / RESULTS

DATE	OPPONENT (TV)	TIME (ET)/RES
Oct. 18	Ohio State (Exh.)	7 p.m.
Nov. 4	Arkansas-Pine Bluff (ESPN+)	7 p.m.
Nov. 8	Morehead State (ESPN+)	7 p.m.
Nov. 15	Nicholls% (ESPN+)	7 p.m.
Nov. 19	at Northern Kentucky%	7 p.m.
Nov. 23	at Georgia Tech (ACCNX)	2 p.m.
Nov. 27	Alabama State (ESPN+)	7 p.m.
Dec. 3	at Villanova# (FS1)	6:30 p.m.
Dec. 8	Howard (ESPN+)	2 p.m.
Dec. 14	Xavier (ESPN+)	2 p.m.
Dec. 20	vs. Dayton^ (ESPN2)	8:30 p.m.
Dec. 22	Grambling State (ESPN+)	2 p.m.
Dec. 30	at Kansas State* (CBSSN)	7 p.m.
Jan. 4	Arizona* (ESPN2)	2:30 p.m.
Jan. 7	at Baylor* (ESPN+)	8 p.m.
Jan. 11	Kansas* (ESPN+)	2 p.m.
Jan. 15	at Colorado* (ESPN+)	9 p.m.
Jan. 18	Arizona State* (CBSSN)	2 p.m.
Jan. 21	Texas Tech* (ESPN2/U)	7 p.m.
Jan. 25	at BYU* (ESPN2)	10 p.m.
Jan. 28	at Utah* (CBSSN)	10 p.m.
Feb. 2	West Virginia* (ESPN+)	2 p.m.
Feb. 5	at UCF* (CBSSN)	7 p.m.
Feb. 8	BYU* (ESPN2)	6 p.m.
Feb. 11	Utah* (ESPN+)	7 p.m.
Feb. 15	at Iowa State* (ESPN/2)	4 p.m.
Feb. 19	at West Virginia* (ESPN2)	7 p.m.
Feb. 22	TCU* (ESPN/2)	12 p.m.
Feb. 25	Baylor* (ESPN2)	7 p.m.
March 1	at Houston* (CBS)	4:30 p.m.
March 5	Kansas State* (ESPN+)	7 p.m.
March 8	at Oklahoma State* (ESPN+)	3 p.m.
March 11-16	Big 12 Championship\$	

All times ET and subject to change

*Big 12 game, % Twyman-Stokes Classic, ^ Heritage Bank Center, \$ Kansas City, Mo. (T-Mobile Center), # Big 12 - Big East Challenge

ON THE AIR

TV: N/A

- Play-by-Play.....Anthony Mazzini
- Analyst.....Terry Nelson
- Sideline.....Kelsey Conway
- Online: WatchESPN.com
- Mobile App: WatchESPN

RADIO: BEARCATS SPORTS NETWORK

- Play-by-Play.....Dan Hoard
- Analyst.....Steve Logan
- Local: 700 WLW

ATHLETICS COMMUNICATIONS

Primary ContactDavid Cohen
Phone (C):817-739-6585
Email:David.Cohen@uc.edu
Twitter:@DavidECohen_

GAME AT A GLANCE

CINCINNATI

22-15 • 7-11 BIG 12



ARKANSAS-PINE BLUFF

13-18 • 8-10 SWAC

MONDAY, NOV. 4, 2024 • 7 PM ET



CINCINNATI BEARCATS

Head Coach Wes Miller

Record at Cincinnati 63-43 (Fourth Year)

Overall Record 248-178 (14th Year)



ARKANSAS-PINE BLUFF GOLDEN LIONS

Head Coach Solomon Bozeman

Record at School 30-63 (Fourth Year)

Overall Record Same

GAME INFORMATION

Facility Fifth Third Arena

Capacity 12,012

TV ESPN+

Radio 700 WLW / Sirius XM N/A

Online The Varsity Network/TuneIn

Series Record Cincinnati leads 5-0

Home/Away/Neutral 5-0/0-0/0-0

Last Meeting Nov. 27, 2018 (W, 105-49 at home)

THE RUNDOWN

- Cincinnati is 20th in the preseason AP poll, its first time entering the season ranked since 2017-18. Its last time ranked overall came in 2018-19, which was also the last year it made the NCAA Tournament.
- Cincinnati enters the upcoming season with its deepest roster to date under Wes Miller, as the Bearcats returned six of its top eight scorers (69.9 percent of its points from last year, second in the Big 12).
- The Bearcats posted four ranked wins (@ BYU, TCU, @ Texas Tech, vs. Kansas) and led the Big 12 in rebounding margin at 7.2, which ranked 16th nationally.
- Cincinnati has won each of its three season openers under Wes Miller, all at home. It was 69-58 over UIC last year, 98-55 over Chaminade in 2022 and 65-43 over Evansville to begin the Miller era in 2021.
- **Dan Skillings Jr.** was UC's leading scorer last year at 12.9 ppg, which included eight-straight double-figure games to close it out. His 25 in the blowout of Kansas at the Big 12 Tournament was his most in a league game, besting his 24 at Baylor and 21 against UCF, the latter on his 21st birthday.
- **Aziz Bandaogo**, who like Skillings was Big 12 Honorable Mention, missed the first four games last year due to the NCAA transfer waiver process and averaged 6.6 ppg and 7.4 rpg. He even had four blocks against No. 14 Baylor in the Big 12 Quarterfinals as part of a three-game sequence that included 10 swats.
- **Day Day Thomas** was the third-leading scorer at 10.4 ppg while posting team-highs of 3.3 apg and 1.7 spg. His 61 steals overall were the most by a Bearcat since Cashmere Wright in 2011-12. He exploded for 29 points on 7-of-10 three-point shooting against WVU to open Big 12 Tournay play, but suffered a season-ending broken foot in overtime of the NIT opener. He recovered by the start of summer workouts.
- **Jizzle James** took over in his absence at the starting point guard spot and scored 25 and 21 points in consecutive games to finish the season. His defense grew exponentially as the year progressed, and Wes Miller remarked in the preseason that in his 14 years as a head coach, he never saw a freshman with his daily work ethic than Jizzle showed.
- **Simas Lukosius** battled numerous minor injuries in non-conference play but showcased his true form down the stretch, notching game-winners at No. 15 Texas Tech and against Kansas State and San Francisco. He was second to Skillings at 11.8 ppg, which included averaging 16.9 on 41.6 percent 3-point shooting in March, en route to scoring his 1,000th point in the finale.
- The returners are complemented by a standout transfer class that includes **Connor Hickman** (senior, Bradley), **Dillon Mitchell** (junior, Texas) and **Arrinten Page** (sophomore, USC).
- **Hickman** played for third-year Cincinnati assistant coach Drew Adams at Bradley as a freshman, and he averaged 14.5 ppg with 91 assists and a 40.2 percent clip from deep as a junior.
- **Mitchell**, a former McDonald's All-American, started 71 games over his two years at Texas, a proven Big 12 standout who had a career-high 21 points and eight rebounds against national champion UConn last year. He started the lone meeting between the Bearcats and Longhorns last year, going 4-for-6 from the field (10 points) with four rebounds over 37 minutes.
- **Page** was recruited as hard as anyone by the Cincinnati coaching staff as a high schooler in Atlanta, but he ultimately went to USC before choosing the Bearcats out of the portal. His freshman season saw him start four games (three in Pac-12 play), and he will complement Aziz Bandaogo well in the post.

PROBABLE STARTERS

2024-25 CINCINNATI NUMERICAL ROSTER

No.	Name	Pos.	Ht.	Wt.	Cl.	Hometown/Previous School
0	Dan Skillings Jr.	G	6-6	210	Jr.	Blackwood, N.J./Roman Catholic HS (Pa.)
1	Day Day Thomas	G	6-1	190	Sr.	Bishopville, S.C./Kilgore College (Texas)
2	Jizzle James	G	6-3	205	So.	Orlando, Fla./Olympia HS
3	Rayvon Griffith	G/F	6-6	210	RFr.	Cincinnati, Ohio/Compass Prep (Ariz.)
5	CJ Fredrick Jr.	G	6-3	185	Gr.	Cincinnati, Ohio/Kentucky
8	Connor Hickman	G	6-3	200	Sr.	Bloomington, Ind./Bradley
10	Josh Reed	G	6-7	220	Jr.	Atlanta, Ga./Pace Academy
11	C.J. Anthony	G	6-0	195	Sr.	Columbus, Ohio/Putnam Science Academy
14	Tyler Betsey	F	6-8	225	Fr.	Windsor, Conn/St. Thomas More HS
20	JJ Rembert	G	5-10	155	Fr.	Jamaica, Queens, N.Y./Nation Ford HS (S.C.)
22	Arrinten Page	F	6-11	240	So.	Atlanta, Ga./USC
23	Dillon Mitchell	F	6-8	210	Jr.	Tampa, Fla./Texas
24	Tyler McKinley	F	6-9	240	Fr.	Cincinnati, Ohio/Winton Woods HS
41	Simas Lukošius	G/F	6-8	225	Sr.	Kaunas, Lithuania/Butler
55	Aziz Bandaogo	F	7-0	235	5th	Dakar, Senegal/Utah Valley
65	Halvine Dzellat	F	6-10	225	Fr.	Blois, France/Lille Pro B

Coaching Staff

Head Coach: Wes Miller (fourth season)
Associate Head Coach: Chad Dollar (fourth season)
Assistant Coach/Recruiting Coordinator: Andre Morgan (fourth season)
Assistant Coach/Recruiting Coordinator: Drew Adams (third season)
Assistant Coach: Tim Buckley (first season)
Assistant Coach/Director of Player Development: Jaylen Stowe (first season)
Chief of Staff: Bill Comar (first season)
Executive to the Head Coach: Ashley Hecimovich (first season)
Player Development Associate: Malik Massey (third season)
Player Development Associate: Isaiah Manderson (first season)
Video Coordinator: Omari Prince (second season)
Associate AD, Sports Performance: Mike Rehfeldt (fourth season)
Senior Associate AD/Team Athletic Trainer: Bob Mangine

PRONUNCIATION

Simas LUKOŠIUS	See-moss Lew-koh-shiss
Aziz BANDAOGO	Ah-zeez Band-ae-Go
Halvine DZELLAT	Hal-veen Zell-uh

ROSTER INFORMATION

By State/Country

Connecticut	(1) Tyler Betsey
Florida	(2) Jizzle James, Dillon Mitchell
France	(1) Halvine Dzellat
Georgia	(2) Josh Reed, Arrinten Page
Indiana	(1) Connor Hickman
Lithuania	(1) Simas Lukosius
New Jersey	(1) Dan Skillings
New York	(1) JJ Rembert
Ohio	(4) C.J. Anthony, CJ Fredrick Jr., Rayvon Griffith, Tyler McKinley
Senegal	(1) Aziz Bandaogo
South Carolina	(1) Day Day Thomas

By Class

Freshmen	(5) Tyler Betsey, JJ Rembert, Tyler McKinley, Halvine Dzellat, Rayvon Griffith (RFr.)
Sophomores	(2) Jizzle James, Arrinten Page
Juniors	(3) Dan Skillings Jr., Josh Reed, Dillon Mitchell
Seniors	(4) Day Day Thomas, Connor Hickman, C.J. Anthony, Simas Lukosius
Graduates/Final Years	(2) CJ Fredrick Jr., Aziz Bandaogo

By Height

7-0	(1) Aziz Bandaogo
6-11	(1) Arrinten Page
6-10	(1) Halvine Dzellat
6-9	(1) Tyler McKinley
6-8	(3) Simas Lukosius, Tyler Betsey, Dillon Mitchell
6-7	(1) Josh Reed
6-6	(2) Dan Skillings Jr., Rayvon Griffith
6-3	(3) CJ Fredrick Jr., Jizzle James, Connor Hickman
6-1	(1) Day Day Thomas
6-0	(1) CJ Anthony
5-10	(1) JJ Rembert

CINCINNATI QUICK FACTS

GENERAL INFORMATION

Location	Cincinnati, OH 45221
Founded	1819
Enrollment	53,235
Nickname	Bearcats
Colors	Red and Black
Arena (Capacity)	Fifth Third Arena (12,012)
Affiliation	NCAA Division I
Conference	Big 12
President	Neville Pinto
Director of Athletics	John Cunningham
Faculty Representative	Brian Hatch
Department of Athletics Phone	(513) 556-4603
Athletics Ticket Office Phone	(877) CATS-TIX

ATHLETIC COMMUNICATIONS

Primary Basketball Contact	David Cohen
Office/Cell Phone	(513) 556-5182/(817) 739-6585)
Email Address	david.cohen@uc.edu
Associate AD/Communications	Zach Stipe
Office/Cell Phone	(513) 556-5186/(865) 244-6119
Email	stipezd@ucmail.uc.edu

TEAM INFORMATION

2023-24 Record	22-15
Big 12 Record	7-11 (11th)
Starters returning/lost	4/1
Letterwinners returning/lost	8/7
Newcomers	6
Pct. points returning	69.9 percent (1,932 of 2,765)
Pct. rebounds returning	54.9 percent (802 of 1,460)
Pct. assists returning	76.1 percent (411 of 540)

CINCINNATI TRADITION

Cincinnati, ranked the No. 9 basketball program all-time by CBS' Matt Norlander in 2019, boasts 1,889 all-time wins, good for No. 12 nationally (both entering the season), with this past season marking the 40th of 20-plus wins. The Bearcats have produced 32 All-Americans (last: Jarron Cumberland's Honorable Mention in 2019), 86 All-Conference selections, 57 NBA Draft picks (last: Jacob Evans III in 2018) and 56 members of the 1,000-Point Club. The program has spent 434 weeks ranked in the AP Top 25, 212 in the Top 10 and 45 at No. 1. Jack Twyman and Oscar Robertson are both members of the Basketball Hall of Fame, with Robertson earning a spot on the NBA's 75th-Anniversary Team last fall.

JUMPMAN, JUMPMAN, JUMPMAN...

Cincinnati is returned to familiar threads in 2023-24 with the Jordan brand. The Bearcats were one of the three original schools rewarded with it in 1997, joining St. John's and North Carolina A&T.

Michael Jordan himself helped present the uniforms to the public on the Rosie O'Donnell Show on Sept. 9, 1997.

Wes Miller and assistant coach Andre Morgan collaborate to pick out which pair Miller will wear each game.

LOT OF POINTS RETURNING

Cincinnati is in its best preseason position yet, and we aren't talking about the AP Top 25.

The Bearcats rank second in the Big 12 by returning 69.9 percent of their scoring from last season, which includes six of the top eight performers in that category.

TEAM (Preseason rank)	PCT.
Houston (4)	73.1
Cincinnati (20)	69.9
Iowa State (5)	66.1
Kansas (1)	59.4
BYU (RV)	48.9
UCF	46.9

HOW THEY FARED IN YEAR 3

Wes Miller entered his third, and most challenging season yet, as the Bearcats began their Big 12 tenure. Below is a look at how UC coaches over the last 50 years fared in their first three seasons.

Mick Cronin did not make the NCAA Tournament until Year 5, which kicked off a nine-year streak.

Coach (Year)	Record	Postseason
Wes Miller (2023-24)	22-15	NIT
Mick Cronin (2008-09)	18-14	N/A
Bob Huggins (1991-92)	29-5	NCAA Final Four
Tony Yates (1985-86)	12-16	N/A
Ed Badger (1980-81)	16-13	N/A
Gale Catlett (1974-75)	23-6	NCAA Sweet 16

STAFF UPDATES

Former assistant coaches Jake Loeffler and Jake Thelen left for head coaching jobs at Loyola (Md.) and Covington Catholic HS, respectively, with Thelen going back to his alma mater.

Miller this offseason added veteran assistant Tim Buckley and former UNC Greensboro and Cincinnati grad assistant Jaylen Stowe.

Buckley, previously at South Carolina for two years, spent 10 years as a head coach at Ball State (2000-06) and NCAA Division III Rockford in Illinois (1989-93). He has more than 35 years of coaching experience overall with recent assistant stops at South Carolina, UNLV, Indiana, Marquette and Iowa. While at Ball State, he helped lead the team to upset wins over No. 3 Kansas and No. 4 UCLA during the 2001 Maui Invitational. The Gamecocks, with his help, went 26-8 last year for their best single-season turnaround in program history.

Stowe was a GA under Miller for the staff's first two

years at UC before landing his first full-time job as an assistant coach and recruiting coordinator at High Point. The Panthers, with 11 newcomers, won the Big South regular-season title and went 27-9, their winningest season in their Division I history.

MILLER'S EXTENSION

Cincinnati announced on Dec. 14, 2022 that Wes Miller would receive a two-year contract extension, as well as an increased salary, through the 2028-29 season.

JIZZLE JAMES STARS IN FIRST START

Cincinnati was dealt a tough blow late in its overtime win over San Francisco as Day Day Thomas limped off the floor with a season-ending injury.

Enter Jizzle James, who earned his first-career start against Bradley and posted career-highs in points (25) and minutes (38). It marked the highest-scoring game for a Bearcat rookie since Jarron Cumberland in 2017 against South Florida.

"It was just doing my job. I knew I had to play more. I wanted to get my guys in position to be at their best in creating for each other. I came in with a leader mindset in getting people going, and I knew it would open up for myself too."

James also credited Thomas as someone he learned from all season, and how John Newman III "taught me how to be a professional and take care of business, as well as how to be a college athlete."

JIZZLE'S STOCK RISING

Freshman guard Jizzle James knew he was going to play no matter what with only one other true point guard, Day Day Thomas, on the roster.

He had six turnovers over his first two games (32 minutes), but came back Sunday against Eastern Washington and had none in 16 minutes. In the process, he collected 13 points for the second-straight game.

Even now, his best games have been on the biggest stages, with 25 against Bradley in his first start, 19 at Xavier, 16 against No. 10 Iowa State and 10 at No. 7 Kansas, among other performances.

"He has the right mindset and work ethic, but he has not impressed me on the basketball court yet," Wes Miller said. "That's a compliment to him, because I think he has so much excellent basketball in front of him."

UC Freshman Scorers, 7.0+ PPG (Since 2010)

Player (Year)	PPG	GS
Jizzle James (2023-24)	8.8	2
Tari Eason* (2020-21)	7.3	8
Jarron Cumberland* (2016-17)	8.3	0
Jacob Evans* (2015-16)	13.8	8
Gary Clark* (2014-15)	7.8	34
Sean Kilpatrick* (2010-11, RS)	9.7	1
Lance Stephenson* (2009-10)	12.3	32

*Made NBA

ONE CALL, THAT'S ALL

Well, it took more than that to recruit Arrinten Page out of high school, as Wes Miller and other staff members made as many visits as they could to woo him, including watching his 5:30 AM workouts.

As Page entered the portal, he recalled associate head coach Chad Dollar's blunt approach.

"AP, you coming or not?" Page said. "I committed the next day. It was real simple the second time around."

Page also described playing for Coach Miller as "it's hard if you don't love the game as much as he does. Some days, he will come with this fire and intensity, and if you're not about it, it can get on your nerves. But if you come into work every day, you'll be good."

MITCHELL SHINES EARLY IN HOME EXHIBITION

Dillon Mitchell scored a team-high 12 points on 6-of-6 shooting, in addition to excellent defense that included seven rebounds in 20 minutes, against Ohio State in the home exhibition.

"When we recruited Dillon, one of the most important things we looked for is someone who aligns with who we are and what we are about and how we play. The next thing we look at is how does that person fit in with those returning core guys and we felt like Dillon fit in so well because he can do so many different things and his versatility allows him to play in so many different spots on both sides of the ball. What is neat is who Dillon [Mitchell] is the first couple of weeks of the season will not be who he is in January, February and March. There is still a process for assimilating him and I think he can be terrific if he stays at it like he has so far."

NO BYES (LITERALLY) IN BIG 12

This year's Big 12 slate, as part of its first year of 16 teams, has two games a week from pre-New Year's Day till the tournament in Kansas City.

"We discussed this with our team this week because our guys looked a little rundown for the first time, and I tried to remind them that in January and February we are going to have two games a week and we are going to have to do that for 10 straight weeks," Miller said of the team's expectations. "We are going to have to push through this because we are going to feel like this again. That is a different experience from what we had a year ago and it will be that way for everybody. This is why the work you do now to prepare for that is going to matter. Your physical condition, mental preparations and your resilience as a team is going to be put to the test. Finally, you hope your depth ends up being a factor if you are deeper than some other teams."

LUKOSIUS: MR. CLUTCH IN 2024

The big year for the junior from Lithuania continued in the NIT first round, as Lukosius went 8-for-10 from deep for 28 points against San Francisco, including the game-winner trailing by 2 with 3 seconds left in overtime.

Lukosius' 26 second-half points, for a career-high 31, against WVU in the opening round of the Big 12 Tournament continued what's been an amazing trend.

Three of UC's Big 12 wins have come with Lukosius nailing the game-winner or an equally-impressive dagger in the final seconds.

His pull-up jumper with 21 seconds left at No. 15 Texas Tech gave UC a 73-72 lead, and after a Red

Raider miss, John Newman III was all alone in the backcourt to stall time before a dunk with 2 seconds left to close the 75-72 win.

At UCF, Lukosius drove baseline and hit a tough layup to make it a 3-point game in that eventual victory.

Finally, in a pivotal game for the Bearcats against K-State, he nailed an NBA-range, top-of-the-key triple over his defender with 9.9 seconds left to put UC ahead and win, 74-72. Even better, it came with his family in attendance.

EXTRA MILE IN RECRUITING SIMAS

Simas Lukosius is a fan favorite at UC, bringing a substantial Big East resume from his two years at Butler.

Assistant coach Drew Adams, who has the most international ties (as well as the state of Indiana) on staff, was largely credited with bringing him to Clifton, and Lukosius described it as “major” that Adams flew to Lithuania to visit the family during the process.

“I put a lot of attention to how the coaching staff is going to treat my father or family in general. I feel like the way this coaching staff put a lot of focus on recruiting not just me, but the people around me, I really rely on my dad a lot for decision-making.”

It’s not the first time UC went above-and-beyond in the family circuit. Landers Nolley II, last year’s leading scorer, was treated to a zoo visit with his daughter as part of his pitch.

SEVEN-NATION SIMAS

Lukosius, by virtue of his father’s coaching career, has lived in seven countries: Lithuania, Russia, Kuwait, Lebanon, Germany, Bahrain and the United States.

“A lot of those countries I lived in when I was a little kid, like before I even turned eight,” he said. “I think without even realizing it back then, it made me more comfortable with changing my surroundings and adapting quickly. I left to live in Germany when I was 15 and came to America for the first time as a freshman. I feel like there was never a time where I thought coming to a new place was hard. I’ve always been good at adapting to any situation.”

SKILLINGS’ 20-PIECE SKILLSET

Dan Skillings Jr. scored 17 of his 20 points against Bradley in the second half, giving him six 20-point games in his career. Several have come in big stages, beginning with Temple in the 2023 AAC Tournament as a freshman.

Others have come at No. 14 Baylor and in the thrashing of No. 16 Kansas at the Big 12 Championship.

GAME	POINTS
vs. Temple (AAC)	20

Northern Kentucky	25
Stetson	29
@ (14) Baylor (starter)	24
UCF (starter)	21
vs. (16) Kansas (starter)	25
Bradley (NIT) (starter)	20

JOHNNY DAWKINS ON SKILLINGS

UCF head coach Johnny Dawkins had a lot to say about sophomore Dan Skillings Jr. following his 21-point performance against the Knights on Jan. 27.

“I have watched the young man get better and better over the last year. You see improvement, that is what you want to see, that is what we kind of grew up with as coaches and players, is watching a natural progression of a player like him. It is fun seeing him develop and blossom, I think his best basketball is still ahead of him. I see a lot of things this young man will be able to do as he continues to improve his game. The Cincinnati coaching staff is doing a great job with his development, and you see that.”

JIZZLE: IT’S AN ALTER EGO

The age-old question made the airwaves, via a WCPO feature in the Cincinnati market.

“Jizzle is my on-court persona,” said the freshman point guard. “It means playing hard and being myself, especially having the same name as my dad. I use that to play with an extra edge on the court.”

“I was creating a monster with (the nickname Jizzle),” said his Pro Football Hall of Fame father. “We knew we had to create something special. I always tell him that’s his alter ego. He turns into a whole nother person. Some people would call me Jizzle or E-Jizzle, or whatever, so I handed it down to him so he could take it to another level.

KELVIN SAMPSON ON JIZZLE JAMES

Houston head coach Kelvin Sampson, of 19 NCAA Tournaments and a pair of Final Fours over his illustrious career, spoke highly of the Bearcat rookie.

“He doesn’t look like a freshman, does he? He’s a big, strong guard with great quickness. I like his game a lot, and he’s only gonna get better. Jizzle James, I just like saying his name. I would never call him Edgerrin James, Jr. We’ve played against some real good guards here, and one of the best I ever went against was (former Cincinnati All-American) Steve Logan.”

CARDIAC CATS’ COMEBACKS

The 16-point, second-half comeback against West Virginia in the Big 12 Tournament marked the eighth game under Wes Miller in which it came back from 10-plus points to win. Three of those were against ranked teams, and five of the eight are this year.

In the WVU game at the Big 12 Championships, Cincinnati wiped out its 16-point deficit in only 4:21. It even came in the same arena as the Illinois game.

Game (Year)	Largest Deficit (Half)
vs. No. 14 Illinois (2021-22)	15 (11:56 in 1)
at Wichita State (2021-22)	10 (8:50 in 1)
vs. Temple (2022-23)	10 (13:15 in 1)
Evansville (2023-24)	10 (19:44 in 2)
at No. 12 BYU (2023-24)	10 (19:43 in 2)
No. 19 TCU (2023-24)	11 (7:33 in 1)
UCF (2023-24)	12 (Halftime)
vs. West Virginia (2023-24)	16 (11:45 in 2)

OVERTIME CATS UNDER MILLER

Wes Miller is 13-8 in overtime as a head coach, including 9-6 at UNCG and 4-2 at Cincinnati. Below are his results since coming to Clifton.

Per ESPN Stats and Info, Cincinnati’s win over No. 19 TCU extended its ranked overtime win streak to 12, the longest streak in AP poll history by a wide margin. It began with a 2OT victory over No. 22 Marquette on Feb. 13, 1994.

SINGLE-SEASON THREE-POINT MAKES		
No.	Season	
314	2022-23	
270	2023-24	
269	2021-22	
264	2016-17	
262	2017-18	
260	2011-12	
253	1993-94	
252	2015-16	
237	2003-04	
SINGLE-SEASON THREE-POINT ATTEMPTS		
No.	Season	
894	2022-23	
853	2021-22	
827	2023-24	
765	2016-17	
763	2011-12	
742	2017-18	
729	2012-13	
725	2015-16	
702	2008-09	
693	1993-94	
<i>*Bold underline indicates Wes Miller era</i>		
ALL-TIME WINNINGEST PROGRAMS		
Cincinnati entered the season ranked 12th national-ly in all-time wins. The following numbers reflect the preseason.		
Rank	School	Wins
1.	Kentucky	2,398
2.	Kansas	2,393
3.	North Carolina	2,372
4.	Duke	2,300
5.	UCLA	2,002
6.	Temple	1,993
	Syracuse	1,993
8.	Notre Dame	1,963
9.	St. John's	1,942
10.	Indiana	1,931
11.	Purdue	1,929
12.	<u>Cincinnati</u>	<u>1,911</u>
13.	Illinois	1,908
14.	Texas	1,900
15.	Utah	1,897
MEASURING THE BIG 12		
UC held an 83-42 record against its new league foes entering the season. In addition to UCF and Houston in the AAC from 2013-23, UC and West Virginia competed in the Big East from 2005-13.		
Cincinnati's last matchup over an incumbent Big 12 team was a 75-61 win over Kansas State in the 2016 NCAA First Round.		
All records above and below are entering 2023-24.		
Team	H2H Record	Last Meeting
Baylor	0-1	1947
BYU	1-2	2001
UCF	10-5	2023
Houston	33-14	2023
Iowa State	4-1	2016
Kansas	4-3	1996
Kansas State	7-1	2016
Oklahoma	4-2	2011
Oklahoma St.	2-3	2002
TCU	5-0	2005
Texas	2-0	2012
Texas Tech	1-0	1961
West Virginia	10-10	2012

Game (Year)	Result
at Tulane (2022-23)	L, 94-101
Temple (2022-23)	W, 88-83
at Howard (2023-24)	W, 86-81
No. 19 TCU (2023-24)	W, 81-77
at Oklahoma (2023-24)	L, 71-74
San Francisco (NIT, 2023-24)	W, 73-72

TRACKING THE POINT GUARDS

Jizzle James and Day Day Thomas did not share the floor together until the final minutes of the Dec. 16 Dayton contest.

Since then, UC experimented with it at various times, largely dependent on opponent defenses.

Game (Date)	Minutes
Merrimack (Dec. 19)	10:15
Stetson (Dec. 22)	1:47
Evansville (Dec. 29)	5:27
at (12) BYU (Jan. 6)	0:32
at (7) Kansas (Jan. 22)	1:11
UCF (Jan. 27)	2:42
at West Virginia (Jan. 31)	2:25
(5) Houston (Feb. 10)	1:59
Oklahoma State (Feb. 21)	0:06
at TCU (Feb. 24)	14:57
at (1) Houston (Feb. 27)	8:58
Kansas State (March 2)	19:17
at Oklahoma (March 5)	15:15
West Virginia (March 9)	14:10
vs. West Virginia (March 12)	11:44
vs. (16) Kansas (March 13)	14:20
vs. (14) Baylor (March 14)	9:51
San Francisco (March 20)	13:56

DAY DAY THOMAS: MR. 5-5-5

The regular-season finale saw Day Day Thomas become the first UC player since 2018 to record 5 rebounds, 5 assists and 5 steals in a game, and the Bearcats blew out West Virginia, 92-56.

Player	Year	Opponent
Cashmere Wright	2012	Villanova
Cashmere Wright	2012	@ Villanova
Cashmere Wright	2012	Florida St. (NCAA)
Jacob Evans	2018	Temple
Day Day Thomas	2024	West Virginia

TOP CROWDS AND TOP-10 TEAMS

Cincinnati's game against No. 5 Houston drew 12,715 fans, the largest in the post-Fifth Third Arena renovation era (which began in 2018-19). The largest in the arena's overall history, since 1989, is 13,176.

With Iowa State reaching No. 10 in the AP poll, the game against the Cyclones marked the first time UC has played consecutive top-10 opponents since 2009-10, and it was the first time with back-to-back top-10 teams at home since 1988-89, the Bearcats' final year at the now-demolished Cincinnati Gardens.

CINCINNATI'S DOUBLE-DOUBLES

Aziz Bandaogo became the first Bearcat with three-straight double-doubles since Tre Scott had four in Feb. 2020.

Bandaogo had 17 at Utah Valley last year en route to WAC Defensive Player of the Year honors.

Player (Opponent, Date)	Pts	Rebs
Viktor Lakhin (EWU, 11/12)	26	11
Viktor Lakhin (NKU, 11/19)	14	14
Aziz Bandaogo (Bryant, 12/12)	12	17
Aziz Bandaogo (Dayton, 12/16)	10	12

2024-25 CINCINNATI MEN'S BASKETBALL

Dan Skillings Jr. (Stetson, 12/22)	29	10
Aziz Bandaogo (at BYU, 1/6)	12	11
Aziz Bandaogo (at TTU, 2/3)	10	10
John Newman III (Houston, 2/10)	10	10
Dan Skillings Jr. (Iowa State, 2/13)	13	11
John Newman III (vs. KU, 3/13)	12	10

OFFENSIVELY SPEAKING...

Below are the comparisons within its last several years (2017-18), with asterisks on NCAA Tourney teams. The 2019-20 squad claimed the AAC regular-season title before the COVID cancellation.

When Wes Miller took over in 2021-22, he immediately launched the scoring offense fom 217 to 53.

Season	Scoring Avg.	League/Nat'l Rank
2023-24	74.7	9/141
2022-23	77.1	3/53
2021-22	69.4	6/217
2020-21	68.9	5/233
2019-20	72.7	3/127
2018-19*	71.7	9/198
2017-18*	74.3	3/161

AND REBOUND MARGIN

Season	Margin	League/Nat'l Rank
2023-24	7.2	1/16
2022-23	2.6	3/101
2021-22	-0.3	7/211
2020-21	1.7	5/135
2019-20	3.6	4/72
2018-19*	5.0	3/31
2017-18*	7.8	2/8

SKILLINGS: OFFENSIVE X-FACTOR

Sophomore Dan Skillings Jr. showed impressive flashes on his knack for acrobatic layups and rebounds last season.

Cincinnati is now 21-9 (and 17-9 last year) when he scores in double-figures, highlighted by 29 points off the bench against Stetson, the most by a UC reserve since 2002. He made his first start at the hostile Marriott Center against No. 12 BYU and scored UC's first points on an and-one.

RARE AIR: BEARCATS' OFFENSE

Cincinnati scored 85 or more points in six straight games early in the season, its most since 1959-60, Oscar Robertson's senior year. That team averaged 98.0 ppg over its season-opening run, eventually finishing third in the nation before winning the next two national titles.

Below are each of the longest 80-plus-point streaks in program history.

Last season's UC team averaged 77.1 ppg (its most since 2001-02) which included a 7.7 ppg improvement from Wes Miller's first year.

Year (Coach)	Games	Postseason
2023-24 (Wes Miller)	6	NIT
2005-06 (Andy Kennedy)	6	NIT
1996-97 (Bob Huggins)	6	NCAA 2nd Round
1994-95 (Bob Huggins)	6	NCAA 2nd Round
1959-60 (George Smith)	9	NCAA Final Four
1954-55 (George Smith)	7	NIT 3rd Round

AZIZ'S AMAZING DEBUT, NOV. 22

Senior forward Aziz Bandaogo made his UC debut off the bench against Georgia Tech on Nov. 22, and

calling it jaw-dropping would be an understatement. Bandaogo's first three minutes featured, in order, a blocked shot, alley-oop slam and a team turnover in forcing a shot-clock violation.

The 2022-23 WAC Defensive Player of the Year finished with eight points and nine rebounds over 21 minutes, all while receiving a thunderous ovation as soon as he made his way to the scorer's table.

PERSPECTIVE ON AZIZ BANDAOGO

Aziz Bandaogo averaged 2.9 ppg over his first two years of college (Akron), before moving on to Utah Valley and a year later emerging as ESPN's 16th-rated transfer.

Wes Miller has taken note of his tall tasks of getting out of his comfort zone between the lines, including the first times Bandaogo has been asked to guard a non-center.

"This time last year was the first time he had ever had success at any level of basketball. He was having some games at Utah Valley, the year before he didn't play, he wouldn't even get in the games. So, his development is still early and new ... What's neat when you're working with young people is you can see them improving right in front of your eyes over a short period of time."

SKILLINGS IN ELITE COMPANY

Dan Skillings' career-high 25 points against NKU in 2023-24 marked the third UC performance of 25 or more off the bench since 2010. The full listing is below, with the other two players eventually making the NBA.

His 29 in a double-double performance over Stetson marked the most by a Bearcat reserve since Tony Bobbitt in 2002, as well as the most in a double-double since Troy Caupain in 2016.

Player (Opponent)	Year	Points
Sean Kilpatrick (Wright State)	2010	26
Jarron Cumberland (South Florida)	2017	26
Dan Skillings (NKU)	2023	25
Dan Skillings (Stetson)	2023	29

OLD, BUT WISE

CJ Fredrick enters his seventh year of college as the fifth-oldest player in the country.

Below, in order of their birthdate, with month and day omitted.

PLAYER (CURRENT SCHOOL)	WINS
Trevin Knell (BYU)	1998
Drue Drinnon (Texas State)	1998
Jeff Armstrong (Southern Miss)	1999
Neftali Alvarez (Southern Miss)	1999
CJ Fredrick (Cincinnati)	1999
Cooper Smith (Eastern Michigan)	1999
Jovan Blackshear, Jr. (Cal)	1999
Robert Braswell IV (Charlotte)	1999
Dawson Baker (BYU)	1999

FREDRICK'S WINNING WAYS

Cincinnati native CJ Fredrick has returned home following five years at Iowa and Kentucky. The Covington Catholic (Ky.) grad has also seen his fair share of success at the high-major level and will have up to two years' eligibility at UC, bringing a 113-52 record with him.

@GOBEARCATSMBB

Fredrick's redshirt season at Iowa also included defeating Cincinnati in the 2019 NCAA Tournament in Columbus.

Wes Miller has even noted that his first time trying Skyline Chili was per Fredrick's suggestion as he was attempting to recruit him out of the transfer portal in April 2021, shortly after his hiring.

Season	Team Record	Stats
2018-19	23-12, NCAA 2nd Round	Redshirt
2019-20 (Iowa)	20-11, No NCAA (COVID)	10.2 ppg
2020-21 (Iowa)	22-9, NCAA 2nd Round	7.5 ppg
2021-22 (UK)	26-8, NCAA 1st Round	Medical RS
2022-23 (UK)	22-12, NCAA 2nd Round	6.1 ppg

BEARCATS DIG THE LONG BALL

Cincinnati has broken school records in back-to-back seasons for both three-point makes and attempts.

The Bearcats were 314-894 in 2022-23 and 269-853 in 2021-22.

Four of Cincinnati's eight games with its most three-pointers in school history have come in the Wes Miller era, highlighted by 17 (tied for third) against Arizona in Maui and in overtime at Tulane, with the 48 tries in the latter tying the school record. Other games include 16 against Tulsa and Memphis last season.

The one wrinkle this year will be that Cincinnati is retaining only 10.2 percent of its made three-pointers, keyed by Landers Nolley II's 96 that was fourth in school history and the most since Deonta Vaughn in 2007-08. Nolley's 41.7 percent clip was 12th nationally.

Cincinnati's 7.1 3-pointers per game is the fewest by a Wes Miller team since UNCG in 2014-15.

DOUBLE-DUTY DAN HOARD

The Dayton game last year was yet another glorious chapter in Cincinnati radio voice Dan Hoard's storied career, this time with his best proximity in some time.

Hoard carried the Bengals' 1 p.m. game against the Minnesota Vikings, then trekked slightly down the banks to do the Bearcats-Flyers game at 7 p.m., all on 700 WLW.

Hoard is among a select few handling Pxp duties within the college hoops and pro ranks nationally.

Broadcaster	College	Pro
Dan Hoard	Cincinnati (MBB, FB)	Bengals
Josh Maurer	Boston College	Brewers
Zach Zaidman	DePaul	Cubs
Bill Hillgrove	Pitt (MBB, FB)	Steelers

ALL-AMERICAN ON THE RADIO

Former consensus First-Team All-American and 2010 UC Athletics Hall of Fame inductee Steve Logan served as the home radio commentator for the non-conference season.

He was a two-time Conference USA Player of the Year winner and ranks third at UC with 1,985 points, including 22.0 ppg as a senior. He also helped the Bearcats to five NCAA Tournament wins over four appearances. Logan's school records include the most wins (111), highest career free-throw percentage (86.1 percent) and most single-game assists (16) among many decorated achievements.

MONSTER FACTORY LEGACY

2024-25 CINCINNATI MEN'S BASKETBALL

Mike Rehfeldt, UC's Associate Athletic Director for Sports Performance, has become a beacon within the men's basketball program. He first served the Bearcats from 2012-20 before joining Miller's inaugural staff after a one-year stint at UConn.

Rehfeldt's cutting-edge investments go beyond the plates and into the technology realm. He also helped hire Dillon Frees, the athletics department's first-ever Director of Performance Nutrition.

Notable performers on this year's roster include:

- Day Day Thomas: Highest 3/4 court sprint time (2.94 seconds)
- Jamille Reynolds: Highest max vert touch (12'4), followed by Aziz Bandaogo (12'2)
- CJ Anthony: Top 185 bench (23 reps, followed by Ody Oguama and John Newman III)
- Jizzle James: Top max vert jump (43.5", followed by Day Day Thomas and John Newman III)

HOOPS IN THEIR DNA

John Newman III's father played at James Madison, while his distant cousin, Johnny Newman, starred at Richmond before his 17-year NBA career.

Josh Reed boasts similar bloodlines as well. His mother, Chenoah Turner, played at South Florida and led the Bulls in blocked shots for the 1989-90 season.

PUBLISHED AUTHOR

Few coaches, or anyone in particular, can say they published a book while in school. Wes Miller authored "The Road to Blue Heaven," a diary of his senior season as a Tar Heel.

DOLLAR PROMOTED IN 2022-23

Third-year UC coach Chad Dollar earned a promotion in Fall 2022 to associate head coach. Dollar has built a national reputation at the highest levels of the game.

"He's been the guy whose counsel and advice has really helped me and part of it was, he's earned it," Miller said. "I want him to have the confidence to know that I want him to speak up more, whether it's with our players, whether it's on the court, whether it's in the locker room, or whether it's in staff meetings, or whether it's opening my door, when I need to hear something that maybe I don't want to hear, I want him to know that I have the confidence and I'm putting him in a role that I expected to do that."

YOUNG, WILD AND FREE

Head coach Wes Miller holds the active lead for wins by a coach by 40.

In fact, Miller already had the most Division I wins of any active coach by their 40th birthday, which he celebrated Jan. 28. All coaches listed below were active in 2022-23.

COACH (CURRENT SCHOOL)	WINS
Wes Miller (Cincinnati)	217
Rick Pitino (St. John's)	200
Shaka Smart (Marquette)	195
Cliff Ellis (Coastal Carolina)	192
Bob Huggins (West Virginia)	191
Bill Self (Kansas)	190
Andrew Toole (Robert Morris)	188
Herb Sendek (Santa Clara)	186
John Calipari (Kentucky)	185
Thad Matta (Butler)	183

BUT WAIT, THERE'S MORE

The scope of college basketball history comes into play with Miller's win total. The following numbers reflect wins as a Division I member via Sports-Reference.com, with each school in parenthesis the school of their 40th birthday.

Miller is tied for 15th overall in this category, and even six of the 14 ahead of him achieved their milestones before 1950.

Coach	Wins	Year
Phog Allen (Kansas)*	339	1925
Bob Knight (Indiana)*	307	1980
Henry Iba (Okla. State)*	292	1944
Pat Page (Butler)*	261	1926
Terry Holland (Virginia)	256	1982
Forddy Anderson (Mich. St.)	251	1959
Jim Valvano (N.C. State)	250	1986
Eddie Cameron (Duke)	234	1942
Chick Davies (Duquesne)	233	1940
Digger Phelps (Notre Dame)	232	1981
Billy Donovan (Florida)	228	2005
Pat Kennedy (Florida State)*	228	1992
G. Ott Romney (BYU)	227	1932
Johnny Bach (Penn State)	219	1964
Wes Miller (Cincinnati)	217	2023
J. Fred Bohler (Wash. State)	217	1925
Mike Krzyzewski (Duke)*	215	1987
Bobby Cremins (Ga. Tech)	211	1987
Howie Dallmar (Stanford)	211	1962
Everett Dean (Indiana)*	208	1938
Scott Sutton (Oral Roberts)	204	2010
Larry Weise (St. Bonaventure)	202	1973

*Naismith Memorial Basketball Hall of Fame

LAST TIME OUT

TERRE HAUTE, Ind. – Indiana State's 3-pointer with 1:01 left served as the game-winner, and the Cincinnati men's basketball team fell 85-81 in the NIT Quarterfinals on Tuesday night.

Indiana State moved to 31-6, while the Bearcats finished 22-15.

Simas Lukosius' banked 3-pointer from the wing with nine seconds left not only pulled UC within 82-80 but also put him past the 1,000-career-point threshold. Following a 1-of-2 trip at the foul line by ISU, Lukosius was fouled in the backcourt as his shot hit the rim. It was called on the floor, and his intentional miss was not rebounded in time.

The UC defense forced a 1-for-8 stretch that allowed the Bearcats to tie it at 77 on Lukosius' trey with 2:54 left.

Several major offensive bursts in the second half told the story of the game after UC led 36-32 at the half.

Cincinnati made its first five field goals (the last a Lukosius triple) and six free-throws over the first 5:42. While it gained its largest lead of the night at eight 48-40 and 50-42, the Sycamores also started 7-for-10 and knocked down two deep balls to force a Cincinnati timeout at 14:07, leading 53-49.

A sequence of five-straight made 3-pointers, with three by Indiana State, helped it to a 59-all draw at 11:04.

Indiana State regained the lead at 9:41, its first since 13:12 of the first half, but Jizzle James nailed a mid-range jumper to put UC back ahead.

Indiana State took a nine-point lead at 7:17 on an 8-0 run, helped by a Wes Miller technical foul arguing a push on Aziz Bandaogo's dunk attempt, but it fueled the Bearcats. They responded with an alley-oop and triple to pull within 74-70 at 5:47, and ISU called timeout.

James' steal and subsequent pass and fastbreak dunk to Dan Skillings Jr. gave UC a 25-20 lead at 7:19 and forced an ISU timeout, the largest separation by either team.

FROM WES MILLER

"Congratulations to Indiana State. They're a very good basketball team. I'm certainly disappointed in the outcome. We were in position to win the game. I was really proud with how our guys prepared and how they came ready to play. We just couldn't close it out, and we've been in that situation a lot this year. It's frustrating to end like that. Listen, we did some really good things, especially short-handed and some guys playing a lot of minutes, and I thought they handled that very well. I didn't like the way we defended in the second half. We didn't get back in transition as well as we should, something we did well in the first half. Indiana State shot the three well in the second half. I'm proud to be the coach of this team, I'm excited about the future of this program, and this group did a lot to set this foundation that I'll remember forever."

COMPARISON*Offense (2023-24)*

CIN	Team	UAPB
74.7	PPG	80.1
44.3	FG%	44.6
33.0	3FG%	37.5
68.8	FT%	76.2
39.5	RPG	34.6
14.6	APG	15.1
12.0	TOs PG	13.3

COMPARISON*Defense (2023-24)*

CIN	Team	UAPB
68.2	PPG	81.8
41.9	FG%	45.5
33.6	3FG%	30.5
32.2	RPG	38.3
13.0	APG	16.4
12.0	TOs PG	11.7
4.4	Blocks PG	2.2
6.5	Steals PG	5.9

SERIES HISTORY

- » Cincinnati has won all five meetings, which began in 2008 and most recently came in 2018, the inaugural year of the renovated Fifth Third Arena.
- » The Bearcats shot a school record 59 free-throw attempts in a 99-50 win over the Golden Lions in 2015, making 41 of them (one off the record).
- » UAPB forward Dennis Asoro is a Columbus native who started his career at Hocking Community College.

ALL-TIME RESULTS

Date	Site	Result
12/22/2008	Cincinnati	W, 79-49
12/21/2011	Cincinnati	W, 101-53
11/22/2015	Cincinnati	W, 99-50
12/19/2017	Highland Heights, Ky.	W, 77-49
11/27/2018	Cincinnati	W, 105-49



THE MILLER FILE

- » **Hometown**
- » Greensboro, N.C.
- » **Alma Mater**
- » North Carolina, 2007

COACHING EXPERIENCE

- » **2008-09: Elon**
Assistant Coach
- » **2009-10: High Point**
Assistant Coach
- » **2010-11: UNC Greensboro**
Assistant Coach
- » **2011: UNC Greensboro**
Interim Head Coach
- » **2011-21: UNC Greensboro**
Head Coach
- » **2021-Present: Cincinnati**
Head Coach

PLAYING EXPERIENCE

- » **2002-03**
James Madison
- » **2004-07**
North Carolina
- » **2007-08**
London Capital (BBL)
- » **Member of North Carolina's 2004-05 National Championship Team**

CINCINNATI HEAD COACH WES MILLER

Wes Miller enters his fourth season as the University of Cincinnati's men's basketball head coach, poised to take the Bearcats to the next level in their second year of the nation's best basketball conference, the Big 12.

The 41-year-old Miller already boasts 13 years of head coaching experience. He spent a decade at UNC Greensboro, posting five-straight 20-win seasons and appearances in the 2018 and 2021 NCAA Tournaments before taking the helm of the Bearcats.

Miller boasts seven 20-win seasons (two at Cincinnati) and a 248-178 overall record. He has mentored 24 All-Conference players as a head coach, including five over his first three seasons at UC.

A former walk-on at North Carolina, Miller became a national champion and team captain for the Tar Heels. He is also one of seven head coaches in 2024-25 to have won a national title as a player. Miller has quickly molded the Bearcats in his own image of toughness and resilience.

MILESTONE MAN

Miller earned 217 wins by his 40th birthday, which ranked him 15th all-time and seventh among head coaches after 1970. Five of the names ahead of him are Naismith Memorial Basketball Hall-of-Famers as well. His 41 over his first two years at UC trail only Ed Jucker, who won national titles in 1961 and 1962, for most at the school, and he has won 20-plus games in six of his last seven seasons.

CINCINNATI SEASON SUMMARIES

The 2023-24 season saw Cincinnati rattle off four ranked wins out of 22 overall in its first Big 12 campaign. The last of those was a 72-52 win over No. 16 Kansas in the Big 12 Tournament, with the others against No. 12 BYU, No. 15 Texas Tech (both on road) and No. 19 TCU. Dan Skillings Jr. and Aziz Bandaogo gained All-Big 12 Honorable Mention accolades, while John Newman III made the All-Defensive Team. Cincinnati advanced to the NIT Quarterfinals and were 37th in the NET.

Cincinnati's 2022-23 squad claimed its 40th, 20-win season while returning to the postseason with a trip to the NIT Quarterfinals, highlighted by an 81-72 first-round win over Virginia Tech. Cincinnati also improved its league-win total by four games. Miller's squad finished in the top-30 for turnovers for the second-straight season after coming in below 267 the previous two. UC's 77.1 ppg marked its highest since 2001-02 and up 7.7 from Miller's first year. Landers Nolley II produced career-highs in every category en route to First-Team honors, while David DeJulius made the Third-Team for the second-straight year as he finished third nationally in assist-turnover ratio and third in UC single-season history with 192 assists. Cincinnati also broke its three-point records in each of his first two seasons.

The 2021-22 season saw Miller become the first UC coach to start his tenure 5-0, and the fifth win was a 71-51 dismantling of No. 14 Illinois in Kansas City. It marked the Bearcats' largest margin-of-victory over a ranked opponent since 2011. DeJulius earned Third-Team All-AAC honors as well. The team improved in many categories following its 12-11 campaign the year before, including its national rankings in turnovers per game (27 from 267) and field-goal defense (35 from 186) among many others.

Not only that, UC set a program record in the fall semester with a 3.484 GPA, seeing nine student-athletes earn Dean's List accolades as well.

ALL-CONFERENCE SELECTIONS

Miller has coached 24 All-Conference players over his career, including the below five from Cincinnati. UNCG's Isaiah Miller was a repeat Southern Conference Player of the Year in 2020 and 2021, while Tevon Saddler (2014) and Keyshaun Langley (2020) earned Freshman of the Year honors.

2024: Dan Skillings and Aziz Bandaogo (Big 12)

2023: Landers Nolley II and David DeJulius (AAC)

2022: David DeJulius (AAC)

NATIONALLY-PRAISED

Regarded as one of the top young coaches in college basketball, Miller built UNC Greensboro into perennial championship and NCAA Tournament contenders, was named ESPN.com's No. 1 Coach Under 40 in May 2020 and also was tabbed for The Athletic's 40 Under 40 list a year ago. His 185-career wins going into the 2021-22 season also put him in the national lead for coaches under 40, ahead of LSU's Will Wade (177) and New Mexico's Richard Pitino (159).

Miller's collegiate head coach and mentor Roy Williams had high praise for his former player.

"Wes Miller is one of the most outstanding young coaches in our game and what he did at UNC Greensboro makes me believe he is THE most outstanding. As a player at North Carolina he came closer to reaching his full potential than any player I've ever coached. His energy, his determination, his intelligence and his care for young people convinces me that he will continue at that level. I am so happy for him and the University of Cincinnati Basketball program and I look forward to being in the stands!"

AT UNCG

- The Spartans all-time winningest head coach, Miller totaled 185 wins in 10 seasons with four Southern Conference Regular-Season Championships. Over the last five years, UNCG has five-straight 20-win seasons, two NCAA Tournament appearances, two NIT appearances, two Southern Conference Tournament Championships, 125 wins and 70-20 record in conference play.
- UNCG won 21 games during the 2020-21 season along with the SoCon regular season and tournament championship and earned its second NCAA Tournament appearance in four years.
- The Spartans won 20 or more games in each of the last five seasons, including a program record 29 in 2018-19. Miller led UNCG to NCAA Tournament appearances in 2017-18 and 2020-21.

AS AN ASSISTANT COACH

- Miller, who also spent the 2010-11 season as an assistant coach at UNCG, also spent two seasons as an assistant coach at Elon and High Point. Miller also ran his own basketball camps in Charlotte and Greensboro for two summers.

MILLER'S YEARLY COACHING RECORD

SEASON	SCHOOL (CONF.)	OVERALL	LEAGUE (FINISH)	LEAGUE TOURNAMENT	POSTSEASON
2011-12	UNC Greensboro (SoCon)	11-11	10-8 (First, North)	Semifinals	
2012-13	UNC Greensboro (SoCon)	9-22	6-12 (Sixth, North)	Quarterfinals	
2013-14	UNC Greensboro (SoCon)	14-18	7-9 (Sixth)	First Round	
2014-15	UNC Greensboro (SoCon)	11-22	6-12 (Ninth)	Quarterfinals	
2015-16	UNC Greensboro (SoCon)	15-19	10-8 (Sixth)	Quarterfinals	CBI Quarterfinals
2016-17	UNC Greensboro (SoCon)	25-10	14-4 (First)	Runner-Up	NIT First Round
2017-18	UNC Greensboro (SoCon)	27-8	15-3 (First)	Champion	NCAA First Round
2018-19	UNC Greensboro (SoCon)	29-7	15-3 (Second)	Runner-Up	NIT Second Round
2019-20	UNC Greensboro (SoCon)	23-9	13-5 (Third)	Quarterfinals	
2020-21	UNC Greensboro (SoCon)	21-9	13-5 (First)	Champion	NCAA First Round
2021-22	Cincinnati (AAC)	18-15	7-11 (Eighth)	Quarterfinals	
2022-23	Cincinnati (AAC)	23-13	11-7 (Fourth)	Semifinals	NIT Quarterfinals
2023-24	Cincinnati (Big 12)	22-15	7-11 (11th)	Quarterfinals	NIT Quarterfinals
2024-25	Cincinnati (Big 12)				
Head Coaching Totals		248-178	134-98		

PLAYING DAYS

- In three seasons as a player at North Carolina under Coach Williams, Miller helped the Tar Heels to the national championship in 2005, two Atlantic Coast Conference regular-season championships and one ACC Tournament title.
- He was team captain as a senior in 2006-07, leading UNC to 31 wins and the NCAA Elite 8 as well as the ACC regular-season and tournament titles, and a final No. 3 national ranking.
- A fan favorite at UNC, Miller authored a book entitled The Road to Blue Heaven, which was published as a diary of his experiences as a North Carolina basketball player.
- In addition to his success on the floor, Miller excelled off the court, earning ACC

Academic Honor Roll recognition and the UNC Athletic Director's Scholar Athlete-Award. He earned his degree in political science from North Carolina in 2007.

- Upon his graduation from North Carolina, Miller played one season of professional basketball for the London Capitals of the British Basketball League, where he averaged 19.6 points per game to rank eighth in the league.
- Miller was a prep standout at the New Hampton School in New Hampshire. He earned a scholarship to James Madison University, where he played one season before transferring to North Carolina to become a walk-on for Coach Williams' squad.

MILLER'S RECORD AGAINST ALL OPPONENTS

Opponent	Record	Eastern Kentucky	1-0	James Madison	1-0	Norfolk State	1-0	Texas	0-1
Appalachian State	5-2	Eastern Michigan	0-1	Johnson & Wales	1-0	North Alabama	1-0	Texas Tech	1-0
Alabama A&M	1-0	Elon	2-8	Kansas	1-2	North Carolina	0-3	Tulane	1-2
Arizona	0-1	ETSU	9-8	Kansas State	1-0	North Carolina Wesleyan	1-0	Tulsa	2-1
Arkansas	0-1	Eastern Washington	1-0	Kennesaw State	1-0	Northern Kentucky	2-1	UCF	4-2
Ashland	1-0	Evansville	1-0	Kentucky	0-1	Ohio	0-1	UIC	1-0
Averett	1-0	Ferrum	1-0	La Salle	1-0	Ohio State	0-1	UNC-Asheville	1-1
Baylor	0-2	Florida A&M	1-0	Lees-McRae	1-0	Oklahoma	0-1	UNC-Wilmington	2-2
Belmont Abbey	2-0	Florida Gulf Coast	1-0	Liberty	2-0	Oklahoma State	0-1	USC Upstate	1-0
Bradley	1-0	Florida State	0-1	Lipscomb	0-1	Prairie View A&M	1-0	Utah Valley	0-2
Bryant	3-0	Furman	11-9	Little Rock	1-0	Presbyterian	3-2	VCU	0-1
BYU	1-0	Georgetown	1-1	Longwood	1-1	Purdue Fort-Wayne	0-1	Vermont	1-0
Campbell	1-0	Georgia	1-0	Louisiana Tech	2-0	Radford	2-0	Virginia	0-2
Chaminade	1-0	Georgia Southern	1-3	Louisville	1-0	Richmond	0-1	Virginia Tech	2-1
Chattanooga	14-8	Georgia Tech	1-0	LSU	0-1	Rutgers	0-2	VMI	12-2
Chowan	3-0	Gonzaga	0-1	Mars Hill	2-0	Samford	17-4	West Virginia	2-1
Citadel	20-2	Greensboro College	4-0	Memphis	0-4	San Diego	0-1	Western Carolina	11-9
Clafin	1-0	High Point	1-4	Mercer	11-4	San Francisco	1-0	Wichita State	3-0
College of Charleston	2-1	Hofstra	1-0	Merrimack	1-0	South Florida	3-1	William Peace	1-0
Coppin State	1-1	Houston	0-8	Miami (FL)	0-1	SMU	3-1	Winston-Salem	1-0
Davidson	0-4	Houston Baptist	1-0	Miami (Ohio)	2-0	Southeastern Louisiana	1-0	Winthrop	0-1
Dayton	0-1	Howard	1-0	Monmouth	0-1	Southern Wesleyan	1-0	Wofford	10-12
Delaware	2-0	Illinois	1-0	Montana State	0-1	Stetson	2-0	Xavier	0-3
Detroit Mercy	2-0	Iowa State	0-1	Navy	1-1	Syracuse	0-1	Youngstown State	0-1
Duke	0-1	Indiana	0-1	NJIT	1-0	TCU	1-1		
Duquense	0-1	Indiana State	0-1	North Carolina A&T	4-2	Temple	2-3		
East Carolina	4-5	Jacksonville	1-0	North Dakota State	1-0	Tennessee Tech	2-0		

STARTING BEARCATS

UIC (W)	Thomas	Newman	Lukosius	Lakhin	Oguama
Detroit Mercy (W)	Thomas	Newman	Fredrick	Lakhin	Oguama
Eastern Washington (W)	Thomas	Newman	Fredrick	Lakhin	Oguama
Northern Kentucky (W)	Thomas	Newman	Fredrick	Lakhin	Oguama
Georgia Tech (W)	Thomas	Newman	Fredrick	Lakhin	Oguama
at Howard (W, OT)	Thomas	Newman	Fredrick	Lakhin	Bandaogo
Florida Gulf Coast (W)	Thomas	Newman	Fredrick	Lakhin	Bandaogo
at Xavier (L)	Thomas	Newman	Fredrick	Lakhin	Bandaogo
Bryant (W)	Thomas	Newman	Fredrick	Lakhin	Bandaogo
vs. Dayton (L)	Thomas	Newman	Fredrick	Lakhin	Bandaogo
Merrimack (W)	Thomas	Newman	Lukosius	Lakhin	Oguama
Stetson (W)	Thomas	Newman	Fredrick	Lakhin	Oguama
Evansville (W)	Thomas	Newman	Lukosius	Lakhin	Reynolds
at (12) BYU (W)	Thomas	Skillings	Newman	Lukosius	Lakhin
(25) Texas (L)	Thomas	Newman	Lukosius	Lakhin	Bandaogo
at (14) Baylor (L)	Thomas	Skillings	Newman	Lukosius	Lakhin
(19) TCU (W, OT)	Thomas	Skillings	Newman	Lukosius	Lakhin
(15) Oklahoma (L)	Thomas	Newman	Lukosius	Lakhin	Bandaogo
at (7) Kansas (L)	Thomas	Newman	Lukosius	Lakhin	Bandaogo
UCF (W)	Thomas	Skillings	Newman	Lukosius	Bandaogo
at West Virginia (L)	Thomas	Newman	Lukosius	Lakhin	Bandaogo
at (15) Texas Tech (W)	Thomas	Newman	Lukosius	Lakhin	Bandaogo
(5) Houston (L)	Thomas	Newman	Lukosius	Lakhin	Bandaogo
(10) Iowa State (L)	Thomas	Newman	Lukosius	Lakhin	Bandaogo
at UCF (W)	Thomas	Skillings	Newman	Lukosius	Bandaogo
Oklahoma State (L)	Thomas	Skillings	Newman	Lukosius	Bandaogo
at TCU (L)	Thomas	Skillings	Newman	Lukosius	Bandaogo
at (1) Houston (L)	Thomas	Skillings	Newman	Lukosius	Bandaogo
Kansas State (W)	Thomas	Newman	Lukosius	Lakhin	Bandaogo
at Oklahoma (L, OT)	Thomas	Skillings	Newman	Lukosius	Bandaogo
West Virginia (W)	Thomas	Newman	Lukosius	Oguama	Bandaogo
vs. West Virginia (W, B12 Tourney)	Thomas	Skillings	Newman	Lukosius	Bandaogo
vs. (16) Kansas (W, Big 12 Tourney)	Thomas	Skillings	Newman	Lukosius	Bandaogo
vs. (14) Baylor (W, Big 12 Tourney)	Thomas	Skillings	Newman	Lukosius	Bandaogo
San Francisco (W, NIT)	Thomas	Skillings	Newman	Lukosius	Bandaogo
Bradley (W, NIT)	James	Skillings	Newman	Lukosius	Bandaogo
at Indiana State (L, NIT)	James	Skillings	Newman	Lukosius	Bandaogo


PHOTO ROSTER



DAN SKILLINGS JR.
G • 6-6 • 215 • JR
Blackwood, N.J.



DAY DAY THOMAS
G • 6-0 • 185 • SR
Bishopville, S.C.




JIZZLE JAMES
G • 6-1 • 195 • SO
Orlando, Fla.



RAYVON GRIFFITH
G • 6-7 • 205 • RFR
Cincinnati, Ohio



CJ FREDRICK JR.
G • 6-3 • 190 • GR
Cincinnati, Ohio



CONNOR HICKMAN
G • 6-3 • 200 • SR
Bloomington, Ind.



JOSH REED
G • 6-7 • 220 • JR
Atlanta, Ga.



C.J. ANTHONY
G • 6-0 • 190 • SR
Columbus, Ohio



TYLER BETSEY
F • 6-8 • 212 • FR
Windsor, Conn.




JJ REMBERT
G • 5-11 • 155 • FR
Queens, N.Y.



ARRINTEN PAGE
F • 6-11 • 245 • SO
Atlanta, Ga.



DILLON MITCHELL
F • 6-8 • 205 • JR
Tampa, Fla.



TYLER MCKINLEY
F • 6-9 • 220 • FR
Cincinnati, Ohio



SIMAS LUKOŠIUS
G • 6-8 • 225 • SR
Kaunas, Lithuania



AZIZ BANDAOGO
F • 7-0 • 235 • SR
Dakar, Senegal



HALVINE DZELLAT
F • 6-10 • 225 • FR
Blois, France



WES MILLER
Head Coach
Fourth Season



CHAD DOLLAR
Assoc. Head Coach
Fourth Season



ANDRE MORGAN
Assistant Coach
Fourth Season



DREW ADAMS
Assistant Coach
Third Season



TIM BUCKLEY
Assistant Coach
First Season



JAYLEN STOWE
Assistant Coach
First Season



BILL COMAR
Chief of Staff
First Season



ASHLEY HECIMOVICH
Exec. Asst. to HC
First Season



#0 DAN SKILLINGS JR.

GUARD • 6-6 • 215 • JUNIOR • BLACKWOOD, N.J. (ROMAN CATHOLIC HS)

- All-Big 12 Honorable Mention and averaged 16.4 ppg over his final eight contests
- UC's leading scorer overall (12.9 ppg) and Big 12 regular season play (12.8 ppg)
- Scored 13 points and tied career-high with four assists against WVU in first round of Big 12 Championships
- Gameday scratch against K-State on March 2 due to hip injury
- No. 5 SportsCenter play following Texas game for his driving dunk and-one
- Earned first-career start in win at No. 12 BYU, scoring team's first points as well
- 29 points against Stetson were most by a UC reserve since Tony Bobbitt in 2002; also had 25 against NKU
- Named by Jon Rothstein as one of the nation's 20 under-the-radar breakout players for 2023-24
- Finished with a career-high 20 points in AAC Quarterfinals vs. hometown Temple; team is 20-7 when he hits double-figures for his career (16-7 this year)
- Did not play organized basketball until the ninth grade
- Discovered by Wes Miller as he pulled down three-straight offensive rebounds at an AAU game
- Highest-touted recruit out of Wes Miller's first freshman signing class
- Added 15 lbs to his frame over first summer at UC
- Says defensive improvement for this season is where he jumped the most in offseason, to "help our team the most and our coaches"



2023-24 (SOPHOMORE SEASON)

Opponent	Min	FG-FGA	3FG-FGA	FT-FTA	Off-Def-Tot	PF	A	TO	Blk	Stl	Pts
UIC	28	5-12	0-2	3-4	2-6-8	0	2	0	0	0	13
Detroit Mercy	20	4-10	3-8	0-2	1-7-8	2	2	3	0	0	11
Eastern Washington	27	4-14	1-5	0-2	1-6-7	0	0	1	0	2	9
Northern Kentucky	28	8-12	3-5	6-8	6-3-9	2	1	1	2	0	25
Georgia Tech	21	2-7	0-2	2-2	1-2-3	0	1	0	0	1	6
at Howard	32	6-13	0-3	4-4	4-2-6	2	2	2	0	2	16
Florida Gulf Coast	21	1-7	0-1	1-1	2-10-12	2	4	3	0	0	3
at Xavier	23	1-7	0-2	0-0	3-3-6	2	1	0	1	0	2
Bryant	20	2-8	0-3	7-8	1-3-4	4	1	1	2	0	11
vs. Dayton	23	3-8	0-0	0-1	3-2-5	3	2	0	0	0	6
Merrimack	15	2-4	0-1	1-2	1-2-3	0	1	2	1	1	5
Stetson	26	11-14	4-6	3-4	5-5-10	1	1	1	1	0	29
Evansville	25	4-12	1-4	1-2	3-2-5	1	1	2	0	1	10
at (12) BYU*	20	4-8	1-3	1-1	1-4-5	1	2	1	0	1	10
(25) Texas	22	3-8	0-3	1-1	0-3-3	1	0	2	0	0	7
at (14) Baylor*	33	9-14	4-6	2-3	3-3-6	3	1	0	0	1	24
(19) TCU*	31	5-11	1-3	2-6	2-4-6	0	2	1	2	2	13
(15) Oklahoma	18	0-3	0-2	1-2	1-3-4	3	1	0	0	0	1
at (7) Kansas	31	6-14	3-6	1-2	2-3-5	3	0	3	0	2	16
UCF*	35	8-14	2-6	3-3	2-5-7	3	2	3	1	0	21
at West Virginia	30	6-19	3-9	0-0	2-3-5	2	0	0	0	0	15
at (15) Texas Tech	29	6-14	0-3	2-2	5-2-7	3	2	2	3	1	14
(5) Houston	33	4-11	2-7	3-5	1-2-3	2	1	1	1	1	13
(10) Iowa State	32	4-11	2-4	3-4	4-7-11	2	3	0	2	2	13
at UCF*	31	5-14	1-4	4-8	3-5-8	1	2	1	1	1	15
Oklahoma State*	34	3-10	1-3	2-4	4-6-10	4	3	4	1	1	9
at TCU*	28	4-13	1-4	0-0	0-4-4	0	2	4	1	1	9
at (1) Houston*	28	3-8	0-3	2-3	3-5-8	1	1	2	0	1	8
Kansas State				DNP							
at Oklahoma*	30	5-14	0-6	3-4	6-3-9	5	1	2	0	3	13
West Virginia	28	5-8	1-3	6-8	1-3-4	2	2	2	2	1	17
vs. West Virginia (B12)*	37	5-12	1-5	2-4	1-4-5	3	4	1	0	2	13
vs. (16) Kansas (B12)*	31	10-23	2-6	3-3	5-2-7	3	2	3	1	1	25
vs. (14) Baylor (B12)*	35	6-14	1-6	2-4	1-3-4	2	1	4	0	4	15
San Francisco (NIT)*	36	7-15	1-3	1-1	3-5-8	1	0	2	1	0	16
Bradley (NIT)*	30	7-14	1-4	5-8	1-4-5	2	2	2	1	1	20
at Indiana State (NIT)*	34	5-11	0-0	2-2	4-8-12	2	3	4	0	0	12

SEASON & CAREER STATISTICS

2023-24 SEASON			CAREER		
29 vs. Stetson, 12/22/23	Pts	29 vs. Stetson, 12/22/23	11 vs. Stetson, 12/22/23	FG Made	11 vs. Stetson, 12/22/23
23 vs. Kansas, 3/13/24	FG Atts	23 vs. Kansas, 3/13/24	4, 2x, last at Baylor, 1/13/24	3PT-FG Made	4, 2x, last at Baylor, 1/13/24
9 at West Virginia, 1/31/24	3PT-FG Atts	9 at West Virginia, 1/31/24	7 vs. Bryant, 12/12/23	FT Made	7 vs. Bryant, 12/12/23
8, 5x, last vs. Bradley, 3/23/24	FT Atts	8, 5x, last vs. Bradley, 3/23/24	12 vs. FGCU, 12/3/23	Rebs	13 vs. Bryant, 12/4/22
4, 2x, last vs. WVU 3/12/24^	Assts	4, 2x, last vs. WVU 3/12/24^	4 vs. Baylor, 3/14/24	Stls	4 vs. Baylor, 3/14/24
3, at Texas Tech, 2/3/24	Blks	3, 2x, last at Texas Tech, 2/3/24	37 vs. West Virginia, 3/12/24	Mins	37 vs. West Virginia, 3/12/24
^ Big 12 Championships					

MISCELLANEOUS STATISTICS

CATEGORY	2022-23	2023-24	CAREER
Double-Figure Scoring Games	4	25	29
Double-Figure Rebounding Games	1	5	6
Double-Double Games	1	3	4
20-Point Scoring Games	1	6	7
Games Led UC in Scoring	0	12	12
Games Led UC in Rebounding	1	7	8
Games Led UC in Assists	0	2	2
Games With 3+ Assists	1	4	5
Games With 3+ Blocks	1	1	2
Games With 3+ Steals	1	2	3
Games With 3+ Three-Pointers	2	6	8

CAREER STATISTICS

	TOTAL				3-PTERS			REBOUNDS								
YEAR	GP-GS	MIN-AVG	FG-FGA	PCT	FG-FGA	PCT	FT-FTA	PCT	OFF-DEF-TOT	AVG	PF-FO	AST	TO	BLK	STL	PTS-AVG
2022-23	35-0	510-14.6	71-187	.380	19-74	.257	23-38	.605	32-83-115	3.3	42-0	20	30	15	12	184-5.3
2023-24	36-15	1002-27.8	173-411	.421	40-141	.284	79-118	.669	88-144-232	6.4	68-1	56	60	25	33	465-12.9
TOTALS	71-15	1512-21.3	244-598	.408	59-215	.274	102-156	.654	120-227-347	4.9	110-1	76	90	40	45	649-9.1



#1 DAY DAY THOMAS

GUARD • 6-1 • 190 • SENIOR • BISHOPVILLE, S.C. (KILGORE COLLEGE)

- Suffered broken foot in OT against San Francisco
- Erupted for a career-best 29 points, making a career-high 7 3-pointers (on 10 attempts), including back-to-back 3s with two minutes left to give UC the lead and the game-clinching trey with 12 seconds left in the win over West Virginia in the first round of the Big 12 Championships.
- Team leader in steals (61); also joined Jizzle James in holding Houston's Jamal Shead to 6-of-25 shooting
- Already has most steals by a Bearcat (61) since Cashmere Wright's record 74 in 2011-12
- 5th Bearcat since 2010 with 5 rebounds, 5 assists and 5 steals in a game
- Two turnovers in last three games (100 minutes); 23:5 A/TO ratio the last 5
- First to open UC career with four-straight double-figure scoring games since Kyle Washington's eight in 2016-17
- First newcomer to lead UC in scoring of season opener since Sean Kilpatrick in 2010
- No. 4 junior-college prospect by JucoRecruiting.com
- Held one Division I offer (Presbyterian College) out of high school
- Called and committed to UC as team was flying back from SMU road win last year
- Averaged 19.0 ppg, 6.0 rpg and 3.1 apg at Kilgore College last year, including 84.2% free-throw shooting
- Lightning-speed with team-high 2.94 3/4 court sprint time
- Previously played at Lee Central and Ridge View HS in South Carolina



2023-24 (JUNIOR SEASON)

Opponent	Min	FG-FGA	3FG-FGA	FT-FTA	Off-Def-Tot	PF	A	TO	Blk	Stl	Pts
UIC*	26	6-13	1-5	2-5	0-3-3	1	3	2	0	3	15
Detroit Mercy*	20	4-8	2-3	1-2	0-0-0	0	1	0	0	4	11
Eastern Washington*	24	4-11	1-4	2-2	0-4-4	5	5	1	0	0	11
Northern Kentucky*	24	8-11	2-5	2-2	1-2-3	1	2	3	0	1	20
Georgia Tech*	22	4-11	1-7	0-0	0-0-0	2	4	1	1	2	9
at Howard*	25	2-8	0-1	2-2	0-5-5	1	4	3	0	1	6
Florida Gulf Coast*	19	3-7	1-2	0-0	0-1-1	1	4	1	0	4	7
at Xavier*	18	6-10	1-2	2-2	0-0-0	3	2	3	0	1	15
Bryant*	18	3-7	1-1	1-1	0-2-2	3	1	1	0	1	8
vs. Dayton*	25	5-13	1-5	1-2	0-1-1	3	1	1	1	0	12
Merrimack*	27	1-4	1-3	4-4	0-3-3	2	4	1	0	2	7
Stetson*	29	6-12	0-4	5-7	2-2-4	3	1	1	0	1	17
Evansville*	30	2-10	1-4	5-6	1-5-6	0	7	2	2	4	10
at (12) BYU*	28	0-7	0-2	5-6	2-2-4	3	2	7	0	0	5
(25) Texas*	25	1-7	0-0	0-0	1-2-3	1	3	1	0	0	2
at (14) Baylor*	29	6-15	0-5	3-3	0-2-2	1	2	0	0	0	15
(19) TCU*	33	9-17	1-2	2-2	1-3-4	1	6	3	0	3	21
(15) Oklahoma*	28	3-8	0-1	2-3	0-0-0	3	6	2	0	1	8
at (7) Kansas*	23	4-10	0-3	1-1	2-1-3	5	3	1	0	1	9
UCF*	32	3-11	0-4	3-4	0-1-1	0	4	3	0	2	9
at West Virginia*	31	4-13	3-8	1-2	0-1-1	1	4	3	0	3	12
at (15) Texas Tech*	26	3-8	1-3	2-2	0-3-3	2	4	2	2	1	9
(5) Houston*	22	3-7	1-2	0-0	1-1-2	3	0	2	0	0	7
(10) Iowa State*	16	2-5	0-2	0-0	0-0-0	0	0	6	0	2	4
at UCF*	26	4-13	1-5	0-0	1-2-3	5	3	1	0	4	9
Oklahoma State*	26	3-9	1-3	3-4	0-0-0	2	2	1	0	2	10
at TCU*	30	4-9	0-0	5-6	0-3-3	1	2	2	0	1	13
at (1) Houston*	28	2-9	0-2	2-2	1-1-2	1	6	1	0	1	6
Kansas State*	32	6-11	2-5	0-0	0-0-0	2	5	2	0	4	14
at Oklahoma*	33	4-11	0-3	0-0	0-3-3	4	3	1	0	2	8
West Virginia*	32	3-8	1-5	0-0	0-6-6	2	7	0	0	5	7
vs. West Virginia*	34	10-18	7-10	2-2	0-2-2	3	2	1	0	0	29
vs. (16) Kansas*	33	3-10	2-5	0-0	0-3-3	1	0	3	0	2	8
vs. (14) Baylor*	26	1-7	1-4	0-0	0-2-2	1	4	4	0	1	3
San Francisco (NIT)*	34	2-7	1-5	2-2	0-5-5	0	8	7	0	2	7
Bradley (NIT)*				DNP							
at Indiana State (NIT)*				DNP							

SEASON & CAREER STATISTICS

2023-24 SEASON		CAREER
29 vs. WVU 3/12/24^	Pts	29 vs. WVU 3/12/24^
10 vs. WVU 3/12/24^	FG Made	10 vs. WVU 3/12/24^
18 vs. WVU 3/12/24^	FG Atts	18 vs. WVU 3/12/24^3
7 vs. WVU 3/12/24^	3PT-FG Made	7 vs. WVU 3/12/24^
10 vs. WVU 3/12/24^	3PT-FG Atts	10 vs. WVU 3/12/24^
5, 4x, last at TCU, 2/24/24	FT Made	5, 4x, last at TCU, 2/24/24
7 vs. Stetson, 12/22/23	FT Atts	7 vs. Stetson, 12/22/23
5 at Howard, 11/28/23	Rebs	5 at Howard, 11/28/23
8 vs. San Francisco, 3/20/24	Assts	8 vs. San Francisco, 3/20/24
5 vs. West Virginia, 3/9/24	Stls	5 vs. West Virginia, 3/9/24
2, 2x, last at Texas Tech, 2/3/24	Blks	2, 2x, last at Texas Tech, 2/3/24
34 vs. WVU 3/12/24^	Mins	34 vs. WVU 3/12/24^

^ Big 12 Championships

MISCELLANEOUS STATISTICS

CATEGORY	2023-24	CAREER
Double-Figure Scoring Games	14	14
Double-Figure Rebounding Games	0	0
Double-Double Games	0	0
20-Point Scoring Games	3	3
Games Led Team in Scoring	2	2
Games Led Team in Rebounding	0	0
Games Led Team in Assists	16	16
Games With 3+ Assists	21	21
Games With 3+ Blocks	0	0
Games With 3+ Steals	9	9
Games With 3+ Three-Pointers	2	2

CAREER STATISTICS

YEAR	GP-GS	MIN-AVG	TOTAL FG-FGA	PCT	3-PTERS FG-FGA	PCT	FT-FTA	PCT	REBOUNDS PCTOFF-DEF-TOT	AVG	PF-FO	AST	TO	BLK	STL	PTS-AVG
2023-24	35-35	933-26.7	134-345	.388	35-125	.280	60-74	.811	13-71-84	2.4	67-3	116	74	6	61	363-10.4
TOTALS	35-35	933-26.7	134-345	.388	35-125	.280	60-74	.811	13-71-84	2.4	67-3	116	74	6	61	363-10.4



#2 JIZZLE JAMES

GUARD • 6-3 • 205 • SOPHOMORE • ORLANDO, FLA. (OLYMPIA HS)

- Torched Bradley for career-high 25 points in his first-career start; also played career-high 38 minutes (previous was 28)
- Credits Day Day Thomas and John Newman III as teammates who have contributed to his success
- Seventh UC freshman to average 7.0-plus ppg since 2010, with each of the previous six all making the NBA
- Defense continues to improve; joined Day Day Thomas in holding Houston's Jamal Shead (Big 12 POTY) to 6-of-25 shooting
- 16 points against Iowa State's elite defense marked second-most by any freshman on the Cyclones this year
- 11 of his 15 double-digit scoring games have come in Big 12 or postseason play
- Team and career-high 19 points off bench at Xavier
- Six turnovers in first two games (32 minutes), 21 in the 23 games that followed
- Noted for his approach beyond the team practice hours
- No. 52 prospect in his class, including ninth-best point guard
- Son of 11-year NFL running back and Pro Football Hall of Famer Edgerrin James
- Full legal name is Edgerrin James Jr.
- Brother, Eden, is an All-MEAC running back at Howard, including rushing for 177 yards at Northwestern this season



2023-24 (FRESHMAN SEASON)

Opponent	Min	FG-FGA	3FG-FGA	FT-FTA	Off-Def-Tot	PF	A	TO	Blk	Stl	Pts
UIC	14	3-6	0-2	0-0	1-1-2	0	1	2	1	1	6
Detroit Mercy	19	4-6	1-1	4-4	2-0-2	1	3	4	0	0	13
Eastern Washington	16	3-4	1-2	6-7	0-2-2	2	2	0	0	0	13
Northern Kentucky	16	2-10	1-4	0-0	0-2-2	1	4	1	0	0	5
Georgia Tech	15	3-6	1-3	1-2	0-1-1	1	3	1	0	1	8
at Howard	20	4-9	0-1	1-1	1-3-4	1	3	0	1	1	9
Florida Gulf Coast	19	3-6	0-1	3-4	1-4-5	1	4	1	0	0	9
at Xavier	21	7-13	2-3	3-4	0-1-1	2	1	1	1	0	19
Bryant	22	4-10	1-3	2-2	1-1-2	0	3	1	1	1	11
vs. Dayton	21	3-8	1-1	0-0	2-0-2	1	1	1	0	1	7
Merrimack	23	2-6	0-0	0-0	0-3-3	0	2	1	1	2	4
Stetson	14	1-5	0-2	1-2	0-0-0	2	3	0	0	0	3
Evansville	15	1-6	1-3	1-2	1-0-1	1	2	1	0	0	4
at (12) BYU	13	4-7	1-2	3-3	1-2-3	2	1	0	0	0	12
(25) Texas	15	2-5	0-0	0-0	1-0-1	2	2	2	1	1	4
at (14) Baylor	11	1-6	0-1	0-0	0-0-0	0	0	0	0	0	2
(19) TCU	12	0-3	0-1	1-2	0-1-1	2	4	0	0	0	1
(15) Oklahoma	12	2-6	1-2	0-0	0-0-0	0	3	0	0	0	5
at (7) Kansas	18	4-7	0-1	2-2	0-0-0	0	1	3	0	0	10
UCF	11	0-4	0-0	0-0	1-1-2	1	1	1	0	0	0
at West Virginia	12	1-1	0-0	0-0	1-1-2	0	3	0	0	0	2
at (15) Texas Tech	14	3-7	1-2	0-0	0-1-1	2	1	0	0	1	7
(5) Houston	20	3-8	0-0	4-6	0-3-3	0	0	0	1	0	10
(10) Iowa State	25	6-10	4-6	0-0	3-2-5	2	3	5	0	0	16
at UCF	14	3-7	0-2	1-2	0-0-0	0	1	1	0	0	7
Oklahoma State	14	5-7	0-0	0-1	0-0-0	1	1	1	0	0	10
at TCU	25	2-11	0-2	0-0	1-2-3	1	3	4	0	1	4
at (1) Houston	21	3-9	1-4	0-0	0-0-0	3	2	4	0	1	7
Kansas State	28	5-11	0-2	0-0	1-0-1	2	4	2	0	1	10
at Oklahoma	28	7-14	2-4	0-0	0-1-1	1	1	0	0	2	16
West Virginia	21	4-7	0-2	0-0	3-0-3	0	3	0	0	0	8
vs. West Virginia (B12)	17	1-6	0-4	2-2	0-2-2	0	1	1	0	0	4
vs. (16) Kansas (B12)	21	5-11	1-2	0-0	1-3-4	0	0	0	0	0	11
vs. (14) Baylor (B12)	24	5-10	0-2	2-2	1-1-2	2	2	0	0	1	12
San Francisco (NIT)	25	5-13	1-6	0-0	0-2-2	0	1	0	0	1	11
Bradley* (NIT)	38	11-17	2-5	1-1	0-3-3	1	1	1	1	0	25
at Indiana State (NIT)*	39	10-23	0-4	1-1	0-4-4	4	5	3	0	2	21

SEASON & CAREER STATISTICS

2023-24 SEASON			CAREER		
25 vs. Bradley, 3/23/24	Pts	25 vs. Bradley, 3/23/24	11 vs. Bradley, 3/23/24	FG Made	23 at Indiana State, 3/26/24
23 at Indiana State, 3/26/24	FG Atts	4 vs. Iowa State, 2/13/24	3PT-FG Made	4 vs. Iowa State, 2/13/24	6, 2x, last vs. San Fran., 3/20/24
6, 2x, last vs. San Fran., 3/20/24	3PT-FG Atts	6 vs. EWU, 11/12/23	FT Made	6 vs. EWU, 11/12/23	7 vs. EWU, 11/12/23
7 vs. EWU, 11/12/23	FT Atts	5 vs. Iowa State, 2/13/24	Rebs	5 vs. Iowa State, 2/13/24	4, 4x, last vs. Kansas State, 3/2/24
4, 4x, last vs. Kansas State, 3/2/24	Assists	2, 2x, last at Oklahoma, 3/5/24	Stls	2, 2x, last at Oklahoma, 3/5/24	1, 8x, last vs. Bradley, 3/23/24
1, 8x, last vs. Bradley, 3/23/24	Blks	39 at Indiana State, 3/26/24	Mins	39 at Indiana State, 3/26/24	

MISCELLANEOUS STATISTICS

CATEGORY	2023-24	CAREER
Double-Figure Scoring Games	16	16
Double-Figure Rebounding Games	0	0
Double-Double Games	0	0
20-Point Scoring Games	2	2
Games Led Team in Scoring	3	3
Games Led Team in Rebounding	0	0
Games Led Team in Assists	4	4
Games With 3+ Assists	15	15
Games With 3+ Blocks	0	0
Games With 3+ Steals	0	0
Games With 3+ Three-Pointers	1	1

CAREER STATISTICS

YEAR	GP-GS	TOTAL			3-PTERS			REBOUNDS			PF-FO	AST	TO	BLK	STL	PTS-AVG
		MIN-AVG	FG-FGA	PCT	FG-FGA	PCT	FT-FTA	PCT	OFF-DEF-TOT	AVG						
2023-24	37-2	712-19.3	132-305	.433	23-80	.288	39-50	.780	23-47-70	1.9	39-0	76	43	8	18	326-8.8
TOTALS	37-2	712-19.3	132-305	.433	23-80	.288	39-50	.780	23-47-70	1.9	39-0	76	43	8	18	326-8.8



#3 RAYVON GRIFFITH

GUARD • 6-6 • 210 • R-FRESHMAN • CINCINNATI, OHIO (COMPASS PREP)

- Team's top rebounder in the summer, per Wes Miller
- Originally attended Taft HS on Cincinnati's West End before moving to Compass Prep in Arizona for senior year
- UC's first commit of his class
- Rated No. 11 small forward and No. 54 overall prospect by 247Sports
- Led Taft to state title as a senior



SEASON & CAREER STATISTICS

2024-25 SEASON	CAREER
--	Pts
--	FG Made
--	FG Atts
--	3PT-FG Made
--	3PT-FG Atts
--	FT Made
--	FT Atts
--	Rebs
--	Assts
--	Stls
--	Blks
--	Mins

MISCELLANEOUS STATISTICS

CATEGORY	2023-24	CAREER
Double-Figure Scoring Games		0
Double-Figure Rebounding Games		0
Double-Double Games		0
20-Point Scoring Games		0
Games Led Team in Scoring		0
Games Led Team in Rebounding		0
Games Led Team in Assists		0
Games With 3+ Assists		0
Games With 3+ Blocks		0
Games With 3+ Steals		0
Games With 3+ Three-Pointers		0

CAREER STATISTICS

YEAR	GP-GS	MIN-AVG	TOTAL		3-PTERS		REBOUNDS		PF-FO	AST	TO	BLK	STL	PTS-AVG
			FG-FGA	PCT	FG-FGA	PCT	FT-FTA	PCTOFF-DEF-TOT						
2023-24														
TOTALS														



#5 CJ FREDRICK JR.

GUARD • 6-3 • 185 • GRAD • CINCINNATI, OHIO (KENTUCKY)

- Missed 11 of 12 games before playing two minutes against Houston on 2/10
- Brought a 113-52 record into this season between Iowa and Kentucky, including four NCAA appearances (Iowa was top-25 before COVID pause)
- Missed a combined seven games in 2022-23 for hand and rib injuries
- Missed 2021-22 season at Kentucky due to hamstring injury
- Scored in double-figures four times over five-game SEC stretch in 2022-23
- Kentucky was 6-0 when he made 3 or more treys, including three in SEC play, and UC is 5-0 this year when it happens
- Topped the Big Ten with a 46.1% clip (47 of 102) from 3-point range as a true freshman at Iowa in 2019-20
- Attended same high school (Covington Catholic in Ky.) as UC assistant coach Jake Thelen
- Earned 2018 Kentucky Gatorade Player of the Year award among many accolades in high school
- Engaged to Blair Green, a four-year basketball letterwinner at Kentucky who started every game last season



2023-24 (GRAD/SIXTH SEASON)

Opponent	Min	FG-FGA	3FG-FGA	FT-FTA	Off-Def-Tot	PF	A	TO	Blk	Stl	Pts
UIC	26	4-8	3-6	0-0	0-2-2	2	1	0	1	2	11
Detroit Mercy*	19	5-6	4-5	0-1	0-1-1	1	0	0	0	0	14
Eastern Washington*	24	0-2	0-1	0-0	0-1-1	3	0	1	0	0	0
Northern Kentucky*	25	1-6	1-3	0-0	1-1-2	0	3	0	0	0	3
Georgia Tech*	20	3-6	3-5	2-3	0-2-2	1	1	0	0	0	11
at Howard*	22	0-2	0-2	0-0	1-0-1	2	3	0	0	0	0
Florida Gulf Coast*	26	6-7	5-6	2-3	1-0-1	0	0	0	0	0	19
at Xavier*	21	0-4	0-3	0-0	1-0-1	2	2	1	0	1	0
Bryant*	31	4-8	3-7	3-3	0-2-2	3	1	1	0	1	14
vs. Dayton*	22	2-6	1-4	0-0	0-0-0	3	1	1	0	0	5
Merrimack				DNP							
Stetson	33	2-8	2-7	0-0	0-1-1	1	7	0	0	0	6
Evansville				DNP							
at (12) BYU				DNP							
(25) Texas				DNP							
at (14) Baylor				DNP							
(19) TCU				DNP							
(15) Oklahoma				DNP							
at (7) Kansas				DNP							
UCF				DNP							
at West Virginia				DNP							
at (15) Texas Tech				DNP							
(5) Houston	2	0-0	0-0	0-0	0-0-0	0	0	0	0	0	0
(10) Iowa State	16	1-2	0-1	1-1	0-0-0	1	2	1	0	0	3
at UCF	15	2-4	1-2	0-0	0-1-1	1	1	0	0	0	5
Oklahoma State	8	0-1	0-1	0-0	0-0-0	0	1	0	0	0	0
at TCU				DNP							
at (1) Houston				DNP							
Kansas State				DNP							
at Oklahoma				DNP							
West Virginia				DNP							
vs. West Virginia (B12)				DNP							
vs. (16) Kansas (B12)				DNP							
vs. (14) Baylor (B12)				DNP							
San Francisco (NIT)				DNP							
Bradley (NIT)				DNP							
at Indiana State (NIT)				DNP							

SEASON & CAREER STATISTICS

2023-24 SEASON	CAREER
19 vs. FGCU, 12/3/23	Pts 23 at Minnesota, 12/25/20
5 vs. Detroit Mercy, 11/10/23	FG Made 8 vs. North Carolina, 12/8/20
8, 2x, last vs. Bryant, 12/12/23	FG Atts 12, 2x, last vs. Texas A&M, 1/21/23
5 vs. FGCU, 12/3/23	3PT-FG Made 5, 4x, last vs. FGCU, 12/3/23
7 vs. Bryant, 12/12/23	3PT-FG Atts 10 vs. Texas A&M, 1/21/23
2 vs. Georgia Tech, 11/22/23	FT Made 6, 3x, last vs. Howard, 11/7/22
3 vs. Georgia Tech, 11/22/23	FT Atts 8 vs. Cincinnati, 12/21/19
2, 2x, last vs. NKU, 11/19/23	Rebs 5 vs. Oral Roberts, 11/15/19
7 vs. Stetson, 12/22/23	Assts 7 vs. Stetson, 12/22/23
2 vs. UIC, 11/6/23	Stls 4 vs. S.C. State, 11/17/22
1 vs. UIC, 11/6/23	Blks 1, 10x, last vs. UIC, 11/6/23
33 vs. Stetson, 12/22/23	Mins 39 at Minnesota, 12/25/20

MISCELLANEOUS STATISTICS

CATEGORY	19-20	20-21	21-22	22-23	23-24	CAREER
Double-Figure Scoring Games	13	6	-	10	5	34
Double-Figure Rebounding Games	0	0	-	0	0	0
Double-Double Games	0	0	-	0	0	0
20-Point Scoring Games	3	2	-	1	0	6
Games Led UC in Scoring	-	-	-	-	2	2
Games Led UC in Rebounding	-	-	-	-	-	-
Games Led UC in Assists	-	-	-	-	1	1
Games With 3+ Assists	14	7	-	6	3	30
Games With 3+ Blocks	0	0	-	0	0	0
Games With 3+ Steals	0	0	-	1	0	1
Games With 3+ Three-Pointers	6	6	-	6	4	22

CAREER STATISTICS

YEAR	GP-GS	MIN-AVG	TOTAL FG-FGA	PCT	3-PTERS FG-FGA	PCT	FT-FTA	REBOUNDS PCTOFF-DEF-TOT	AVG	PF-FO	AST	TO	BLK	STL	PTS-AVG	
2018-19^								REDSHIRTED								
2019-20^	25-25	715-28.6	87-180	.483	47-102	.461	35-44	.795	16-32-48	1.9	43-0	69	32	5	17	256-10.2
2020-21^	27-27	666-24.7	72-152	.474	36-76	.474	23-34	.676	5-24-29	1.1	25-0	52	10	4	10	203-7.5
2021-22&								DNP - MEDICAL REDSHIRT								
2022-23&	27-15	601-22.3	54-154	.351	34-107	.318	22-24	.917	6-15-21	0.8	30-0	41	14	0	14	164-6.1
2023-24	15-10	309-20.6	30-72	.417	23-54	.426	8-11	.727	4-11-15	1.0	18-0	23	5	1	3	91-6.1
TOTALS	94-77	2292-24.4	243-558	.435	140-339	.413	88-113	.779	31-82-113	1.2	116-0	185	61	10	44	714-7.6

^Iowa, &Kentucky



#8 CONNOR HICKMAN

GUARD • 6-3 • 200 • SENIOR • BLOOMINGTON, IND. (BRADLEY)

- Set UC's program record with 31 reps on the 185 bench this summer
- Scored 14 points, all in the first half, at Cincinnati in the NIT
- Played under current UC assistant Drew Adams his freshman year at Bradley

2023-24 (JUNIOR)

Opponent	Min	FG-FGA	3FG-FGA	FT-FTA	Off-Def-Tot	PF	A	TO	Blk	Stl	Pts
UAB	37	3-8	2-6	0-0	0-1-1	2	3	5	0	0	8
Utah State	39	8-15	2-7	3-4	2-6-8	1	4	5	0	0	21
Tarleton State	33	3-4	1-2	0-0	0-2-2	1	6	1	0	3	7
Tulane	33	5-13	2-6	0-3	1-2-3	1	2	3	0	0	12
UTEP	36	5-12	2-6	4-4	1-0-1	2	1	1	0	1	16
Vermont	32	5-10	3-6	1-2	0-3-3	1	6	1	0	2	14
Murray State	31	3-10	3-7	2-3	0-2-2	3	3	1	0	1	11
Indiana State	31	7-14	3-6	2-4	0-3-3	0	1	0	0	3	19
Truman State	17	0-2	0-2	2-2	0-0-0	1	3	1	0	1	2
Valparaiso	29	10-16	6-9	2-2	0-5-5	3	1	2	0	3	28
Missouri State	33	9-18	6-11	1-3	0-6-6	0	2	1	0	1	25
Evansville	28	4-7	1-3	0-0	0-4-4	1	5	1	0	3	9
UIC	32	7-11	3-7	5-6	1-1-2	1	4	1	0	0	22
Southern Illinois	35	6-12	2-4	1-1	0-2-2	3	1	3	1	1	15
Belmont	27	5-12	1-5	2-2	0-1-1	0	4	0	0	1	13
Murray State	35	4-10	2-7	2-2	1-2-3	0	4	0	0	4	12
Indiana State	39	5-13	2-7	1-2	0-3-3	0	2	3	0	0	13
Northern Iowa	35	9-14	4-9	0-0	0-2-2	0	3	1	0	1	22
Illinois State	35	4-9	2-5	0-0	0-4-4	1	3	1	1	0	10
Evansville	32	5-12	4-7	0-0	1-2-3	3	5	2	0	0	14
Drake	35	6-13	0-3	3-6	0-3-3	1	3	0	0	0	15
UIC	34	3-11	2-5	2-2	1-5-6	3	3	2	0	3	10
Northern Iowa	33	8-16	3-9	3-4	1-2-3	0	2	5	0	1	22
Missouri State	31	4-11	2-5	0-0	0-5-5	3	5	1	0	0	10
Illinois State	32	2-11	1-7	0-0	0-6-6	0	2	1	1	1	5
Southern Illinois	32	5-9	1-2	6-6	3-5-8	2	5	1	0	5	17
Drake	33	3-10	2-4	0-0	0-1-1	1	2	4	1	0	8
UIC	25	7-11	6-9	0-2	0-5-5	2	2	4	1	1	20
Drake	32	8-16	3-7	2-2	0-2-2	3	0	3	0	0	21
Loyola (IL)	35	5-9	1-4	3-5	1-4-5	3	2	2	0	0	14
Cincinnati	31	6-12	2-7	0-0	0-3-3	1	2	2	0	1	14



SEASON & CAREER STATISTICS

2023-24 SEASON		Career
28 at Valparaiso, 1/3/24	Pts	28 at Valparaiso, 1/3/24
10 at Valparaiso, 1/3/24	FG Made	10 at Valparaiso, 1/3/24
18 vs. Missouri State, 1/6/24	FG Atts	18 vs. Missouri State, 1/6/24
6, 3x, last vs. UIC, 3/8/24	3PT-FG Made	6, 3x, last vs. UIC, 3/8/24
11 vs. Missouri State, 1/6/24	3PT-FG Atts	11 vs. Missouri State, 1/6/24
6 vs. Southern Illinois, 2/28/24	FT Made	6 vs. Southern Illinois, 2/28/24
6, 3x, last vs. UIC, 3/8/24	FT Atts	8 vs. St. Joe's, 12/18/21
8, 2x, last vs. So. Illinois, 2/28/24	Rebs	8, 2x, last vs. So. Illinois, 2/28/24
6, 2x, last vs. Vermont, 11/25/23	Assts	9 at Missouri State, 12/3/22
5 vs. Southern Illinois, 2/28/24	Stls	5 vs. Southern Illinois, 2/28/24
1, 5x	Blks	2 vs. Northern Iowa, 3/3/23
39 at Indiana State, 1/27/24	Mins	40 vs. Illinois State, 1/25/23

MISCELLANEOUS STATISTICS

CATEGORY	21-22	22-23	23-24	CAREER
Double-Figure Scoring Games	9	13	25	47
Double-Figure Rebounding Games	0	0	0	0
Double-Double Games	0	0	0	0
20-Point Scoring Games	0	0	8	8
Games Led UC in Scoring				
Games Led UC in Rebounding				
Games Led UC in Assists				
Games With 3+ Assists	3	12	17	32
Games With 3+ Blocks	0	0	0	0
Games With 3+ Steals	1	1	7	9
Games With 3+ 3-Pointers	4	7	11	22

CAREER STATISTICS

YEAR	GP-GS	MIN-AVG	TOTAL		3-PTERS		FT-FTA	REBOUNDS			PF-FO	AST	TO	BLK	STL	PTS-AVG
			FG-FGA	PCT	FG-FGA	PCT		PCTOFF-DEF-TOT	AVG							
2021-22*	31-23	720-23.2	76-184	.413	34-91	.374	26-31	.839	18-54-72	2.3	64-0	35	34	5	18	212-6.8
2022-23*	34-34	1032-30.4	110-277	.397	48-143	.336	24-42	.571	10-90-100	2.9	73-0	71	56	7	27	292-8.6
2023-24*	31-30	1002-32.3	164-351	.467	74-184	.402	47-67	.701	13-92-105	3.4	43-0	91	58	5	37	449-14.5
TOTALS	96-87	2755-28.7	350-812	.431	156-418	.373	97-140	.693	41-236-277	2.9	180-0	197	148	17	82	953-9.9

*Bradley



#10 JOSH REED

GUARD • 6-7 • 220 • JUNIOR • ATLANTA, GA. (PACE ACADEMY)

- 19 minutes against K-State were his most in any conference game for his career
- Defensive specialist who led UC with +25 off bench against Evansville, playing most of second half and pulling them from 58 percent shooting to 22 percent in that period
- Career-highs of 12 boards in 25 minutes against Detroit Mercy
- Mother, Chenoah (formerly Turner), led South Fla. in blocked shots in 1989-90
- Graded as top defender in Xavier and Wichita State games, something Wes Miller remarked has been extremely rare for a freshman in his coaching career
- Scored all seven of his Arizona points over final 48 seconds
- Made his collegiate debut at NKU, promptly drawing a three-point play and connecting on a corner three; was potentially going to redshirt
- Expected to see playing time with John Newman III's extended injury leave, combining with Skillings and Hensley around the three-spot
- Member of the Rivals Top 150
- Two-time state champion, arriving on scene early as Freshman of the Year

2023-24 (SOPHOMORE SEASON)

Opponent	Min	FG-FGA	3FG-FGA	FT-FTA	Off-Def-Tot	PF	A	TO	Blk	Stl	Pts
UIC	10	0-1	0-1	0-0	0-0-0	0	0	0	0	0	0
Detroit Mercy	25	2-7	1-4	0-2	5-7-12	1	4	3	0	0	5
Eastern Washington	10	1-2	0-1	0-0	0-0-0	1	0	0	0	1	2
Northern Kentucky	7	1-2	1-1	0-0	0-0-0	2	1	0	0	0	3
Georgia Tech	12	1-3	1-2	0-0	0-1-1	0	0	0	0	0	3
at Howard				DNP							
Florida Gulf Coast	11	2-5	0-2	0-0	3-2-5	0	0	0	0	0	4
at Xavier	0+	0-0	0-0	0-0	0-0-0	0	0	1	0	0	0
Bryant	1	0-0	0-0	2-2	0-1-1	0	1	0	0	0	2
vs. Dayton				DNP							
Merrimack	7	1-2	1-2	0-0	0-4-4	0	0	0	0	0	3
Stetson	10	0-0	0-0	0-0	0-2-2	1	1	0	0	0	0
Evansville	17	2-3	2-3	0-0	1-3-4	4	2	0	1	0	6
at (12) BYU	17	1-2	1-1	0-0	0-1-1	0	0	1	0	2	3
(25) Texas	17	2-3	2-2	0-0	0-2-2	0	1	0	0	0	6
at (14) Baylor	14	0-1	0-1	0-0	0-1-1	0	1	1	0	2	0
(19) TCU	17	1-3	0-2	0-0	0-3-3	0	0	1	0	0	2
(15) Oklahoma	12	0-2	0-2	4-5	0-0-0	2	1	1	0	0	4
at (7) Kansas	7	0-0	0-0	0-0	0-2-2	4	0	0	0	1	0
UCF	10	0-0	0-0	0-0	1-0-1	1	1	1	0	0	0
at West Virginia	9	1-2	0-1	0-0	0-2-2	0	0	0	0	1	2
at (15) Texas Tech	9	0-0	0-0	0-0	0-0-0	4	0	0	0	0	0
(5) Houston	0+	0-0	0-0	0-0	0-0-0	0	0	0	0	0	0
(10) Iowa State	2	0-0	0-0	0-0	0-0-0	2	0	0	0	0	0
at UCF	14	1-3	1-2	0-0	3-0-3	0	1	0	0	1	3
Oklahoma State	14	3-6	0-3	0-0	2-1-3	0	0	2	0	2	6
at TCU	11	0-0	0-0	0-0	0-2-2	1	0	1	0	1	0
at (1) Houston	7	0-2	0-2	0-0	0-2-2	1	0	1	1	0	0
Kansas State	19	1-1	1-1	0-0	1-2-3	2	0	0	1	1	3
at Oklahoma	12	0-1	0-0	0-0	1-1-2	0	0	1	1	0	0
West Virginia	15	2-4	1-2	0-0	2-1-3	2	1	0	0	2	5
vs. West Virginia (B12)	9	0-3	0-3	0-0	0-1-1	0	0	1	0	0	0
vs. (16) Kansas (B12)	9	0-2	0-1	0-0	2-1-3	0	2	0	0	0	0
vs. (14) Baylor (B12)	6	0-0	0-0	0-0	0-0-0	2	0	0	0	1	0
San Francisco (NIT)	11	1-2	0-1	2-2	0-2-2	1	0	0	0	0	4
Bradley (NIT)	21	1-3	1-2	0-0	1-1-2	0	1	0	0	1	3
at Indiana State (NIT)	11	0-0	0-0	0-0	1-1-2	2	0	0	0	0	0



SEASON & CAREER STATISTICS

2023-24 SEASON	CAREER
6, 2x, last vs. Okla. State, 2/21/24	Pts 10 vs. Bryant, 12/4/22
3 vs. Oklahoma State, 2/21/24	FG Made 4 vs. Bryant, 12/4/22
7 vs. Detroit Mercy, 11/10/23	FG Atts 5, 2x, last vs. Miami, 12/14/22
2, 2x, last vs. Texas, 1/9/24	3PT-FG Made 3 vs. ECU, 1/11/23
4 vs. Detroit Mercy, 11/10/23	3PT-FG Atts 3 vs. ECU, 1/11/23
4 vs. Oklahoma, 1/20/24	FT Made 2 vs. Ohio State, 11/22/22
5 vs. Oklahoma, 1/20/24	FT Atts 2, 2x, last vs. Ohio State, 11/22/22
12 vs. Detroit Mercy, 11/10/23	Rebs 12 vs. Detroit Mercy, 11/10/23
4 vs. Detroit Mercy, 11/10/23	Assts 4 vs. Detroit Mercy, 11/10/23
2, 4x, last vs. WVU, 3/9/24	Stls 2, 4x, last vs. WVU, 3/9/24
1, 3x, last vs. Kansas State, 3/2/24	Blks 2 vs. Bryant, 12/4/22
25 vs. Detroit Mercy, 11/10/23	Mins 25 vs. Detroit Mercy, 11/10/23

MISCELLANEOUS STATISTICS

CATEGORY	2022-23	2023-24	CAREER
Double-Figure Scoring Games	1	0	1
Double-Figure Rebounding Games	0	1	1
Double-Double Games	0	0	0
20-Point Scoring Games	0	0	0
Games Led Team in Scoring	0	0	0
Games Led Team in Rebounding	1	1	2
Games Led Team in Assists	0	0	0
Games With 3+ Assists	0	1	1
Games With 3+ Blocks	0	0	0
Games With 3+ Steals	0	0	0
Games With 3+ Three-Pointers	1	0	1

CAREER STATISTICS

	TOTAL				3-PTERS			REBOUNDS								
YEAR	GP-GS	MIN7-AVG	FG-FGA	PCT	FG-FGA	PCT	FT-FTA	PCTOFF-DEF-TOT	AVG	PF-FO	AST	TO	BLK	STL	PTS-AVG	
2022-23	29-0	233-8.0	15-44	.341	10-25	.400	3-8	.375	19-30-49	1.7	13-0	7	6	6	2	43-1.5
2023-24	35-0	383-11.0	24-65	.369	13-42	.310	8-11	.727	23-46-69	2.0	33-0	18	14	4	16	69-2.0
TOTALS	64-0	617-9.6	39-109	.358	23-67	.343	11-19	.579	42-76-118	1.8	46-0	25	20	10	18	112-1.8



#11 C.J. ANTHONY

GUARD • 6-0 • 195 • SENIOR • COLUMBUS, OHIO (PUTNAM SCIENCE ACADEMY)

- Walk-on
- Has earned recognition in offseason for improvement; could see more minutes
- Was only freshman on last season's team

2023-24 (JUNIOR SEASON)

Opponent	Min	FG-FGA	3FG-FGA	FT-FTA	Off-Def-Tot	PF	A	TO	Blk	Stl	Pts
UIC				DNP							
Detroit Mercy	8	2-5	0-1	0-0	2-2-4	1	1	1	0	0	4
Eastern Washington				DNP							
Northern Kentucky	1	0-0	0-0	0-0	0-0-0	0	0	0	0	0	0
Georgia Tech	7	0-3	0-3	3-4	1-1-2	0	1	0	0	0	3
at Howard				DNP							
Florida Gulf Coast	5	2-4	2-4	2-2	0-1-1	0	0	0	0	1	8
at Xavier				DNP							
Bryant	1	0-1	0-0	0-0	0-0-0	0	0	0	0	0	0
vs. Dayton				DNP							
Merrimack				DNP							
Stetson				DNP							
Evansville				DNP							
at (12) BYU				DNP							
(25) Texas				DNP							
at (14) Baylor				DNP							
(19) TCU				DNP							
(15) Oklahoma	0+	0-0	0-0	0-0	0-0-0	0	0	0	0	0	0
at (7) Kansas				DNP							
UCF				DNP							
at West Virginia				DNP							
at (15) Texas Tech				DNP							
(5) Houston				DNP							
(10) Iowa State				DNP							
at UCF				DNP							
Oklahoma State				DNP							
at TCU	2	0-0	0-0	0-0	0-0-0	0	0	1	0	0	0
at (1) Houston				DNP							
Kansas State				DNP							
at Oklahoma				DNP							
West Virginia	1	0-0	0-0	0-0	0-0-0	0	1	0	0	0	0
vs. West Virginia				DNP							
vs. (16) Kansas	1	0-0	0-0	0-0	0-0-0	0	0	0	0	0	0
vs. (14) Baylor				DNP							
San Francisco (NIT)				DNP							
Bradley (NIT)	2	0-2	0-1	0-0	0-0-0	1	0	0	0	0	0
at Indiana State (NIT)	0+	0-0	0-0	0-0	0-0-0	0	0	0	0	0	0



SEASON & CAREER STATISTICS

2023-24 SEASON			CAREER	
8 vs. FGCU, 12/3/23	Pts		8 vs. FGCU, 12/3/23	
2, 2x, last vs. FGCU, 12/3/23	FG Made		2, 2x, last vs. FGCU, 12/3/23	
5 vs. Detroit Mercy, 11/10/23	FG Atts		5 vs. Detroit Mercy, 11/10/23	
2 vs. FGCU, 12/3/23	3PT-FG Made		2 vs. FGCU, 12/3/23	
4 vs. FGCU, 12/3/23	3PT-FG Atts		4 vs. FGCU, 12/3/23	
3 vs. Georgia Tech, 11/22/23	FT Made		3 vs. Georgia Tech, 11/22/23	
4 vs. Georgia Tech, 11/22/23	FT Atts		4 vs. Georgia Tech, 11/22/23	
4 vs. Detroit Mercy, 11/10/23	Rebs		4 vs. Detroit Mercy, 11/10/23	
1, 3x vs. WVU, 3/9/24	Assts		1, 8x, last vs. WVU, 3/9/24	
1 vs. FGCU, 12/3/23	Stls		1 vs. FGCU, 12/3/23	
--	Blks		--	
8 vs. Detroit Mercy, 11/10/23	Mins		8 vs. Detroit Mercy, 11/10/23	

MISCELLANEOUS STATISTICS

CATEGORY	2021-22	2022-23	2023-24	CAREER
Double-Figure Scoring Games	0	0	0	0
Double-Figure Rebounding Games	0	0	0	0
Double-Double Games	0	0	0	0
20-Point Scoring Games	0	0	0	0
Games Led Team in Scoring	0	0	0	0
Games Led Team in Rebounding	0	0	0	0
Games Led Team in Assists	0	0	0	0
Games With 3+ Assists	0	0	0	0
Games With 3+ Blocks	0	0	0	0
Games With 3+ Steals	0	0	0	0
Games With 3+ Three-Pointers	0	0	0	0

CAREER STATISTICS

YEAR	GP-GS	MIN-AVG	TOTAL		3-PTERS		FT-FTA	REBOUNDS		PF-FO	AST	TO	BLK	STL	PTS-AVG
			FG-FGA	PCT	FG-FGA	PCT		PCTOFF-DEF-TOT	AVG						
2021-22	10-0	15-1.5	2-9	.222	1-7	.143	1-4	.250	2-2-4	0.4	0-0	2	1	0	6-0.6
2022-23	14-0	26-1.9	2-6	.333	1-4	.250	2-4	.500	0-4-4	0.3	4-0	3	2	0	7-0.5
2023-24	11-0	29-2.6	4-15	.267	2-9	.222	5-6	.833	3-4-7	0.7	2-0	3	2	0	15-1.5
TOTALS	35-0	70-2.0	8-30	.867	4-20	.200	8-14	.571	5-10-15	0.4	6-0	8	5	0	28-0.8



#14 TYLER BETSEY

FORWARD • 6-8 • 225 • FRESHMAN • WINDSOR, CONN. (ST. THOMAS MORE HS)

- Two-time Connecticut Gatorade Player of the Year, following UConn's Donovan Clingan in 2021 and 2022.
- Rated as high as No. 37 nationally
- One of his coaches was Cane Broome, a three-year Cincinnati standout (2016-19)
- Active in the Connecticut community with gift and food drives, among others



SEASON & CAREER STATISTICS

2024-25 SEASON	CAREER
--	Pts --
--	FG Made --
--	FG Atts --
--	3PT-FG Made --
--	3PT-FG Atts --
--	FT Made --
--	FT Atts --
--	Rebs --
--	Assts --
--	Stls --
--	Blks --
--	Mins --

MISCELLANEOUS STATISTICS

CATEGORY	2023-24	CAREER
Double-Figure Scoring Games		0
Double-Figure Rebounding Games		0
Double-Double Games		0
20-Point Scoring Games		0
Games Led Team in Scoring		0
Games Led Team in Rebounding		0
Games Led Team in Assists		0
Games With 3+ Assists		0
Games With 3+ Blocks		0
Games With 3+ Steals		0
Games With 3+ Three-Pointers		0

CAREER STATISTICS

YEAR	GP-GS	MIN-AVG	TOTAL	3-PTERS	REBOUNDS	PF-FO	AST	TO	BLK	STL	PTS-AVG
			FG-FGA	PCT	FG-FGA	PCT	FT-FTA	PCT	OFF-DEF-TOT	AVG	
2023-24											
TOTALS											



#20 JJ REMBERT

GUARD • 5-10 • 155 • FRESHMAN • JAMAICA, QUEENS, N.Y. (NATION FORD HS (S.C.))

- Played senior season at Legacy Early College HS in Greenville, S.C.
- Played with current UC teammates Tyler Betsey in elementary school and Tyler McKinley at the Pangos All-American camp in Las Vegas
- Moved to South Carolina in 2020 from New York City



SEASON & CAREER STATISTICS

2024-25 SEASON	CAREER
--	Pts
--	FG Made
--	FG Atts
--	3PT-FG Made
--	3PT-FG Atts
--	FT Made
--	FT Atts
--	Rebs
--	Assts
--	Stls
--	Blks
--	Mins

MISCELLANEOUS STATISTICS

CATEGORY	2023-24	CAREER
Double-Figure Scoring Games		0
Double-Figure Rebounding Games		0
Double-Double Games		0
20-Point Scoring Games		0
Games Led Team in Scoring		0
Games Led Team in Rebounding		0
Games Led Team in Assists		0
Games With 3+ Assists		0
Games With 3+ Blocks		0
Games With 3+ Steals		0
Games With 3+ Three-Pointers		0

CAREER STATISTICS

YEAR	GP-GS	MIN-AVG	TOTAL	3-PTERS	REBOUNDS	PF-FO	AST	TO	BLK	STL	PTS-AVG
			FG-FGA	PCT	FG-FGA	PCT	FT-FTA	PCT	OFF-DEF-TOT	AVG	
2023-24											
TOTALS											



#22 ARRINTEN PAGE

FORWARD • 6-11 • 240 • SOPHOMORE • ATLANTA, GA. (USC)

- Heavily recruited by the Bearcats in high school
- When he entered the portal after his freshman year, recalled how blunt the coaching staff was about asking if he was in or not; he committed the next day
- Battled illness through middle of his freshman season but still earned three starts in league play
- Blocked four shots against Oregon in 19 minutes

2023-24 (FRESHMAN, USC)

Opponent	Min	FG-FGA	3FG-FGA	FT-FTA	Off-Def-Tot	PF	A	TO	Blk	Stl	Pts
vs. Kansas State	14	3-5	0-0	0-0	2-3-5	1	0	0	0	1	6
Cal State Bakersfield	19	1-4	0-2	1-2	1-2-3	1	0	1	0	1	3
UC-Irvine *	8	0-1	0-1	0-0	0-1-1	0	0	1	0	0	0
Brown	11	0-4	0-0	0-1	2-1-3	0	0	1	0	1	0
vs. Seton Hall	11	0-0	0-0	0-0	0-1-1	1	1	2	1	0	0
vs. Oklahoma	5	0-0	0-0	0-0	0-1-1	0	2	0	0	0	0
Eastern Washington	14	1-1	0-0	3-6	0-2-2	0	2	0	0	0	5
vs. Gonzaga	22	4-7	0-1	1-3	3-1-4	2	0	1	0	0	9
Long Beach State	6	0-1	0-1	2-2	1-0-1	0	0	1	0	0	2
at Auburn	10	1-2	1-2	0-0	0-0-0	0	0	0	0	0	3
at Alabama State	12	4-6	2-2	2-2	1-3-4	0	0	2	0	1	12
at Oregon	5	0-0	0-0	0-0	0-2-2	1	0	0	1	0	0
at Oregon State	8	1-2	0-0	0-0	1-2-3	4	0	2	0	0	2
Stanford	3	0-1	0-0	0-0	0-0-0	0	0	0	0	0	0
Washington State	11	1-1	0-0	1-2	0-1-1	1	0	1	0	0	3
at Colorado	22	1-4	1-2	3-4	2-4-6	1	0	3	1	0	6
at Arizona	20	2-5	1-3	1-1	0-7-7	1	1	1	0	0	6
at Arizona State	8	1-3	0-0	0-0	0-1-1	0	1	0	1	1	2
UCLA	2	1-1	0-0	0-2	1-0-1	0	0	0	0	0	2
Oregon *	19	4-6	0-1	0-0	2-1-3	2	0	2	4	0	8
Oregon State *	10	1-1	0-0	0-0	2-0-2	5	3	3	1	1	2
at California *	10	1-1	0-0	0-1	0-1-1	1	0	0	0	0	2
at Stanford	14	3-5	0-1	0-0	1-1-2	1	0	1	0	1	6
Colorado	5	1-2	0-0	0-0	0-0-0	0	0	0	0	0	2
at UCLA	12	0-0	0-0	2-4	0-1-1	3	0	2	0	1	2
at Washington State	4	0-0	0-0	1-2	1-1-2	0	0	1	0	0	1
at Washington	5	0-0	0-0	0-0	0-0-0	0	0	0	0	0	0



SEASON & CAREER STATISTICS

2023-24 SEASON

12 at Alabama State, 12/19/23	Pts	12 at Alabama State, 12/19/23
4, 3x, last vs. Oregon, 2/1/24	FG Made	4, 3x, last vs. Oregon, 2/1/24
7 vs. Gonzaga, 12/2/23	FG Atts	7 vs. Gonzaga, 12/2/23
2 at Alabama State, 12/19/23	3PT-FG Made	2 at Alabama State, 12/19/23
3 at Arizona, 1/17/24	3PT-FG Atts	3 at Arizona, 1/17/24
3, 2x, last at Colorado, 1/13/24	FT Made	3, 2x, last at Colorado, 1/13/24
6 vs. Eastern Washington, 11/29/23	FT Atts	6 vs. Eastern Washington, 11/29/23
7 at Arizona, 12/19/23	Rebs	7 at Arizona, 12/19/23
3 vs. Oregon State, 2/3/24	Assts	3 vs. Oregon State, 2/3/24
1, many times	Stls	1, many times
4 vs. Oregon, 2/1/24	Blks	4 vs. Oregon, 2/1/24
22, 2x, last at Colorado, 1/13/24	Mins	22, 2x, last at Colorado, 1/13/24

CAREER

MISCELLANEOUS STATISTICS

CATEGORY	23-24	CAREER
Double-Figure Scoring Games	1	1
Double-Figure Rebounding Games	0	0
Double-Double Games	0	0
20-Point Scoring Games	0	0
Games Led UC in Scoring	-	-
Games Led UC in Rebounding	-	-
Games Led UC in Assists	-	-
Games With 3+ Assists	2	2
Games With 3+ Blocks	0	0
Games With 3+ Steals	2	2
Games With 3+ Three-Pointers	0	0

CAREER STATISTICS

YEAR	GP-GS	MIN-AVG	FG-FGA	PCT	3-PT-FGA	PCT	FT-FTA	PCT	REBOUNDS	PF-FO	AST	TO	BLK	STL	PTS-AVG
2023-24*	27-4	289-10.7	31-63	.492	5-16	.313	17-32	.531	20-37-57	2.1	25-1	10	25	9	84-3.1
TOTALS	27-4	289-10.7	31-63	.492	5-16	.313	17-32	.531	20-37-57	2.1	25-1	10	25	9	84-3.1

*USC



#23 DILLON MITCHELL

FORWARD • 6-8 • 210 • JUNIOR • TAMPA, FLA. (TEXAS)

- Started 71 games at Texas over his freshman and sophomore years
- Hit national champ UConn with career-high 21 points and eight boards
- Three 13-rebound games last year, including against Oklahoma
- 10 points and four rebounds at Cincinnati in Fifth Third Arena
- McDonald's All-American; first to suit up as a Bearcat since Lance Stephenson in 2009-10
- Owner of three dogs

2023-24 (SOPHOMORE, TEXAS)

Opponent	Min	FG-FGA	3FG-FGA	FT-FTA	Off-Def-Tot	PF	A	TO	Blk	Stl	Pts
Incarinate Word	31	4-6	0-0	0-3	1-5-6	2	3	1	2	2	8
Delaware State	26	5-7	0-0	4-4	2-9-11	1	4	4	1	1	14
Rice	34	3-6	0-2	0-2	2-11-13	2	3	5	2	1	6
vs. Louisville	23	2-5	0-0	5-6	2-2-4	4	0	1	0	1	9
vs. UConn	37	9-12	0-1	3-5	4-4-8	2	2	1	2	1	21
Wyoming	24	6-11	0-1	0-0	2-7-9	3	1	0	1	0	12
Texas State	38	5-9	0-1	1-4	3-8-11	1	2	1	4	1	11
at Marquette	37	4-9	0-0	0-0	2-8-10	1	3	1	2	1	8
Houston Christian	31	5-8	0-1	3-4	1-11-12	0	3	1	1	2	13
vs. LSU	27	4-5	0-0	4-6	3-7-10	3	1	2	0	2	12
Texas A&M-Corpus Christi	30	5-7	0-0	4-5	2-11-13	3	1	2	0	1	14
UNC Greensboro	25	3-4	0-0	1-2	2-4-6	1	0	0	4	0	7
UT Arlington	27	3-6	0-0	2-5	5-3-8	2	0	0	0	0	8
Texas Tech	34	7-14	0-0	2-4	4-7-11	2	4	2	0	0	16
at Cincinnati	37	4-6	0-1	2-2	0-4-4	2	1	1	1	0	10
at West Virginia	32	4-7	0-0	0-0	0-4-4	3	0	2	0	1	8
UCF	35	6-9	0-0	3-4	0-9-9	2	1	3	0	2	15
Baylor	35	3-6	0-0	0-0	3-3-7	2	1	0	0	0	6
at Oklahoma	34	3-5	0-0	2-2	1-12-13	0	2	3	2	0	8
at BYU	28	2-4	0-0	2-4	0-5-5	1	3	0	0	1	6
Houston	33	7-13	0-0	2-4	3-7-10	2	0	1	0	1	16
at TCU	35	6-9	0-0	1-1	4-7-11	0	0	4	1	2	13
Iowa State	33	4-7	0-0	2-2	0-5-5	1	1	2	1	0	10
West Virginia	28	6-13	0-0	0-0	1-7-8	1	4	0	2	2	12
at Houston	18	1-2	0-0	1-2	3-2-5	1	0	1	0	2	3
Kansas State	31	4-10	0-1	0-2	1-9-10	2	0	3	2	2	8
at Kansas	20	6-10	0-0	0-0	1-3-4	2	2	2	0	2	12
at Texas Tech	22	0-2	0-0	2-2	4-4-8	1	1	2	2	1	2
Oklahoma State	12	1-1	0-0	0-0	0-3-3	1	0	1	0	2	2
at Baylor	28	2-3	0-0	1-2	1-0-1	3	2	0	0	1	5
Oklahoma *	22	5-7	0-0	4-4	0-2-2	2	2	0	0	1	14
vs. Kansas State	30	6-6	0-0	1-5	1-5-6	1	2	0	0	0	13
vs. Colorado State	23	2-4	0-0	0-1	1-5-6	2	0	1	0	1	4
vs. Tennessee	26	1-3	0-0	0-0	2-2-4	1	0	1	0	0	2



SEASON & CAREER STATISTICS

2023-24 SEASON		Career
21 vs. UConn, 11/20/23	Pts	21 vs. UConn, 11/20/23
9 vs. UConn, 11/20/23	FG Made	9 vs. UConn, 11/20/23
14 vs. Texas Tech, 1/6/24	FG Atts	14 vs. Texas Tech, 1/6/24
--	3PT-FG Made	--
2 vs. Rice, 11/15/23	3PT-FG Atts	2 vs. Rice, 11/15/23
5 vs. Louisville, 11/19/23	FT Made	6 vs. Rice, 12/22/22
6, 2x, last vs. LSU, 12/16/23	FT Atts	6, 3x, last vs. LSU, 12/16/23
13, 3x, last at Oklahoma, 1/23/24	Rebs	13, 3x, last at Oklahoma, 1/23/24
4, 3x, last vs. West Virginia, 2/10/24	Assts	4, 4x, last vs. West Virginia, 2/10/24
2, several times	Stls	3, 2x, last at Okla. State, 1/7/23
4, 2x, last vs. UNCG, 12/29/23	Blks	4, 2x, last vs. UNCG, 12/29/23
38 vs. Texas State, 11/30/23	Mins	38 vs. Texas State, 11/30/23

MISCELLANEOUS STATISTICS

CATEGORY	22-23	23-24	24-25	CAREER
Double-Figure Scoring	6	17		23
Double-Figure Rebounding	2	12		14
Double-Double Games	1	8		9
20-Point Scoring Games	0	1		1
Games Led UC in Scoring				
Games Led UC in Rebs				
Games Led UC in Assists				
Games With 3+ Assists	2	8		10
Games With 3+ Blocks	0	2		2
Games With 3+ Steals	2	0		2
Games With 3+ 3-Pointers	0	0		0

CAREER STATISTICS

YEAR	GP-GS	MIN-AVG	TOTAL		3-PTERS		FT-FTA	REBOUNDS		PF-FO	AST	TO	BLK	STL	PTS-AVG
			FG-FGA	PCT	FG-FGA	PCT		PCT	OFF-DEF-TOT						
2022-23*	38-38	664-17.5	75-118	.636	0-0	.000	15-37	.405	52-96-148	3.9	43-0	14	21	12	165-4.3
2023-24*	34-33	985-29.0	138-236	.585	0-8	.000	52-87	.598	61-195-256	7.5	57-0	49	48	30	328-9.6
TOTAL	72-71	1,649-22.9	213-354	.602	0-8	.000	67-124	.540	113-291-404	5.6	100-0	63	69	42	493-6.8

*Texas



#41 SIMAS LUKOŠIUS

GUARD • 6-8 • 225 • SENIOR • KAUNAS, LITHUANIA (BUTLER)

- 26 points in season finale to cross 1,000 points for his career
- Nailed winning 3-pointer with 3 seconds left in overtime NIT win over San Francisco; went 8-for-10 from deep that ranked sixth in school history for makes and percentage
- 5 of his 6 20-point games in his career have come in conference tournaments or postseason
- Scored a career-best 31 points on an 8-of-13 shooting, while also making a career-high seven 3s against WVU in the first round of the Big 12 Championship. He scored 26 points in the second half to lead UC back from a 16-point deficit.
- Winning three-pointer, down 1, against K-State with 9.9 seconds left
- Pull-up from inside the elbow with 21 seconds left was the game-winner at No. 15 Texas Tech; also had clutch tipped lay-up for 3-point lead with 13 seconds left at UCF
- Missed FGCU game after being hit by a car three days prior; also suffered ankle injury on opposite leg in overtime at Howard
- Season, and still-career-high, scoring output as a freshman was 27 against Xavier in the 2022 Big East Tournament, scoring 12 alone in overtime
- Scored then-career-high 28 against Villanova as a sophomore on 5-of-8 deep shooting and 23 in season finale vs. St. John's
- Father, Mindaugas, is a professional basketball coach who has experience leading teams in Kuwait, Lithuania, Russia, Lebanon, Germany, and Bahrain
- Dual citizen of Lithuania and Germany; has lived in all the above countries



2023-24 (JUNIOR SEASON)

Opponent	Min	FG-FGA	3FG-FGA	FT-FTA	Off-Def-Tot	PF	A	TO	Blk	Stl	Pts
UIC*	24	2-11	1-6	0-0	1-3-4	0	2	2	0	0	5
Detroit Mercy	20	4-8	2-5	0-0	0-1-1	1	5	0	0	0	10
Eastern Washington	26	4-8	1-3	2-2	0-2-2	0	4	2	0	0	11
Northern Kentucky	28	3-8	1-5	0-0	1-3-4	0	7	0	0	0	7
Georgia Tech	16	3-5	2-3	0-0	0-1-1	1	4	2	0	0	8
at Howard	28	4-9	3-7	0-0	1-2-3	1	0	0	0	1	11
Florida Gulf Coast				DNP							
at Xavier	16	1-9	0-4	0-0	0-3-3	1	3	1	0	0	2
Bryant	24	3-5	1-1	0-1	1-4-5	1	2	3	0	0	7
vs. Dayton	22	5-10	3-8	1-2	0-1-1	2	2	1	1	0	14
Merrimack*	34	3-4	3-3	2-2	0-2-2	1	3	3	0	0	11
Stetson				DNP							
Evansville*	29	5-9	5-8	0-1	1-5-6	1	3	3	0	1	15
at (12) BYU*	29	0-4	0-2	4-4	0-4-4	0	3	4	0	0	4
(25) Texas*	29	7-10	3-6	2-2	0-2-2	0	4	3	0	0	19
at (14) Baylor*	32	1-10	0-7	0-0	1-2-3	2	5	2	0	2	2
(19) TCU*	30	2-6	1-3	2-2	0-0-0	1	1	3	0	0	7
(15) Oklahoma*	31	5-14	4-12	3-5	2-4-6	1	0	1	0	0	17
at (7) Kansas	27	1-9	0-6	2-2	1-2-3	2	1	2	1	1	4
UCF*	34	2-5	1-3	2-3	0-3-3	2	6	1	1	0	7
at West Virginia*	34	4-10	2-7	3-4	2-4-6	4	2	2	0	2	13
at (15) Texas Tech*	35	6-12	4-7	0-0	1-3-4	0	2	5	0	2	16
(5) Houston*	34	2-7	2-6	0-0	0-5-5	2	1	1	0	0	6
(10) Iowa State*	31	4-12	3-9	4-4	0-1-1	0	1	2	0	1	15
at UCF*	30	4-11	2-8	2-2	1-2-3	2	2	3	0	0	12
Oklahoma State*	30	7-14	3-4	0-0	1-4-5	0	4	4	0	2	17
at TCU*	31	3-7	3-6	0-0	0-2-2	0	4	1	0	0	9
at (1) Houston*	33	3-8	3-6	2-2	0-2-2	4	2	3	0	0	11
Kansas State*	33	5-13	3-8	0-0	0-1-1	1	4	2	0	0	13
at Oklahoma*	38	3-10	2-8	2-2	1-4-5	1	2	2	1	0	10
West Virginia*	31	3-11	3-10	3-4	1-2-3	0	5	2	0	0	12
vs. West Virginia* (B12)	37	8-13	7-12	8-8	0-2-2	0	4	2	0	1	31
vs. (16) Kansas* (B12)	35	4-16	2-8	0-1	1-5-6	2	3	2	0	1	10
vs. (14) Baylor* (B12)	36	1-8	1-6	2-2	0-2-2	0	5	1	0	1	5
San Francisco* (NIT)	37	9-15	8-10	2-2	0-0-0	2	2	1	1	0	28
Bradley* (NIT)	33	6-16	5-13	0-0	0-5-5	0	3	1	0	2	17
Indiana State* (NIT)	36	8-17	6-14	4-6	0-4-4	2	0	3	1	2	26

SEASON & CAREER STATISTICS

2023-24 SEASON	CAREER
31 vs. WVU 3/12/24 [^]	Pts 31 vs. WVU 3/12/24 [^]
9 vs. San Francisco, 3/20/24	FG Made 9, 2x, last vs. San Fran., 3/20/24
16 vs. Kansas, 3/13/24 [^]	FG Atts 18 at DePaul, 2/22/23
8 vs. San Francisco, 3/20/24	3PT-FG Made 8 vs. San Francisco, 3/20/24
12, 2x, last vs. WVU 3/12/24 [^]	3PT-FG Atts 12, 2x, last vs. WVU 3/12/24 [^]
8, last vs. WVU 3/12/24 [^]	FT Made 8, last vs. WVU 3/12/24 [^]
8, last vs. WVU 3/12/24 [^]	FT Atts 13 vs. Xavier, 3/9/22
6 vs. Evansville, 12/29/23	Rebs 9 vs. The Citadel, 11/19/22
7 vs. NKU, 11/19/23	Assts 7, 3x, last vs. NKU, 11/19/23
2, 4x, last vs. Bradley, 3/23/24	Stls 3, 4x (last vs. St. John's, 3/8/23)
1 vs. Dayton, 12/16/23	Blks 1, 6x, last vs. Dayton, 12/16/23
37, last vs. WVU 3/12/24 [^]	Mins 40, 3x (last at Xavier, 3/4/23)

[^] Big 12 Championships

MISCELLANEOUS STATISTICS

CATEGORY	2021-22	2022-23	2023-24	CAREER
Double-Figure Scoring Games	7	20	22	49
Double-Figure Rebounding Games	0	0	0	0
Double-Double Games	0	0	0	0
20-Point Scoring Games	1	2	3	6
Games Led UC in Scoring	-	-	9	9
Games Led UC in Rebounding	-	-	2	2
Games Led UC in Assists	-	-	11	11
Games With 3+ Assists	2	18	19	39
Games With 3+ Blocks	1	0	0	0
Games With 3+ Steals	0	1	0	1
Games With 3+ 3-Pointers	3	3	17	23

CAREER STATISTICS

	TOTAL				3-PTS		REBOUNDS									
YEAR	GP-GS	MIN-AVG	FG-FGA	PCT	FG-FGA	PCT	FT-FTA	PCT	OFF-DEF-TOT	AVG	PF-FO	AST	TO	BLK	STL	PTS-AVG
2021-22^	32-4	695-21.7	66-175	.377	30-105	.286	57-64	.891	15-92-107	3.3	46-1	39	50	2	10	219-6.8
2022-23^	32-32	1067-33.3	132-310	.426	59-156	.378	48-60	.800	21-108-129	4.0	48-0	92	63	3	32	371-11.6
2023-24	35-27	1055-30.1	135-344	.392	90-234	.385	52-63	.825	17-92-109	3.1	37-0	102	70	6	19	412-11.8
TOTAL	99-63	2817-28.5	325-812	.402	179-495	.362	157-187	.840	53-292-345	3.5	131-1	233	183	11	61	1002-10.1

[^]Butler



#55 AZIZ BANDAOGO

CENTER • 7-0 • 235 • GRAD • DAKAR, SENEGAL (UTAH VALLEY)

- All-Big 12 Honorable Mention; 11 blocks in final four games
- Led UC with 13 rebounds against WVU in Big 12 Champs first round game
- Six-straight games with multiple blocks until regular-season finale
- Collected fourth double-double in #15 Texas Tech win (10 points, 10 rebounds)
- Game-high +12 in box score in win over #9 TCU
- Game-time decision at #12 BYU and gave 12 points and 11 rebounds, as well as a 3-pointer in the road win
- First Bearcat since Tre Scott (Feb. 2020) to record three-straight double-doubles
- Matched career-high with 17 rebounds against Bryant, the most by a Bearcat since Tre Scott's 21 against UCF in February 2020
- Made explosive debut against Georgia Tech off the bench, blocking a shot, slamming an alley-oop and helping force a shot clock violation in his first three minutes
- Blocked two shots in final first-half possession against FGCU
- No. 16 transfer addition by ESPN's Jeff Borzello in June 2023
- WAC Defensive Player of the Year at Utah Valley, helping the Wolverines to school-record 28 wins and NIT Final Four appearance
- Averaged 11.4 points and 10.5 rebounds per game (10th nationally in boards)
- Ranked third in blocks (106) and ninth in double-doubles (17)
- Had 15 points and 12 rebounds against Cincinnati in NIT Quarterfinal
- Had two 17-rebound games, including at Wake Forest
- Scored in double-figures 27 times, led by career-high 23 against Seattle
- UVU also earned road wins over BYU, Oregon, Colorado and New Mexico
- Joined NBA Academy Africa in Fall 2018 and took part in NCAA's Next Generation Sunday event at the 2019 Men's Final Four, where he participated in life-skills sessions and competed in exhibition games against his peers from around the world while experiencing aspects of the Final Four from a player's perspective.



SEASON & CAREER STATISTICS

2023-24 (SENIOR SEASON)

Opponent	Min	FG-FGA	3FG-FGA	FT-FTA	Off-Def-Tot	PF	A	TO	Blk	Stl	Pts
Made Cincinnati debut on Nov. 22 after NCAA transfer clearance											
Georgia Tech	21	3-4	0-0	2-3	1-8-9	2	1	0	1	0	8
at Howard*	22	4-5	0-0	4-5	3-2-5	2	0	1	0	0	12
Florida Gulf Coast*	24	5-8	0-0	0-0	0-1-1	0	1	0	2	1	10
at Xavier*	26	1-2	0-0	1-2	2-8-10	4	1	1	2	1	3
Bryant*	24	2-4	0-0	8-12	3-14-17	2	1	2	4	0	12
vs. Dayton*	28	4-5	0-0	2-6	6-6-12	2	1	1	1	0	10
Merrimack				DNP							
Stetson				DNP							
Evansville				DNP							
at (12) BYU	22	4-5	1-1	3-4	0-11-11	3	1	0	1	0	12
(25) Texas*	16	0-3	0-0	0-1	2-3-5	2	2	0	0	1	0
at (14) Baylor				DNP							
(19) TCU	27	2-2	0-0	2-4	1-5-6	5	0	3	2	0	6
at (7) Kansas*	29	2-3	0-0	2-2	3-8-11	2	0	4	1	0	6
UCF*	27	3-4	0-0	2-6	3-4-7	1	0	0	0	0	8
at West Virginia*	27	2-5	0-0	0-0	3-6-9	5	0	0	2	1	4
at (15) Texas Tech*	27	3-6	0-0	4-4	5-5-10	0	0	1	2	0	10
(5) Houston*	21	2-3	0-0	4-4	0-1-1	1	0	1	1	1	8
(10) Iowa State*	20	0-1	0-0	1-4	3-4-7	1	0	4	1	0	1
at UCF*	26	5-7	0-0	3-5	4-4-8	2	0	1	2	0	13
Oklahoma State*	22	3-3	0-0	1-1	3-3-6	4	0	0	2	2	7
at TCU*	23	3-5	0-0	0-4	4-5-9	1	0	0	2	1	6
at (1) Houston*	20	3-3	0-0	1-2	1-4-5	5	0	2	3	1	7
Kansas State*	29	2-5	0-0	2-2	2-6-8	2	0	0	2	3	6
at Oklahoma*	27	1-1	0-0	1-2	1-5-6	5	1	3	3	2	3
West Virginia*	21	4-4	0-0	1-2	1-6-7	2	0	2	0	0	9
vs. West Virginia* (B12)	26	2-5	0-0	2-5	7-6-13	5	3	0	1	0	6
vs. (16) Kansas* (B12)	23	1-1	0-0	0-0	0-9-9	2	0	1	1	1	2
vs. (14) Baylor* (B12)	15	0-1	0-0	0-0	0-1-1	5	0	0	4	0	0
San Francisco* (NIT)	29	2-3	0-0	2-5	3-3-6	3	1	0	3	0	6
Bradley* (NIT)	23	1-1	0-0	1-4	3-5-8	2	1	1	3	0	3
at Indiana State* (NIT)	28	2-3	0-0	4-8	0-4-4	3	1	0	1	0	8

2023-24 SEASON

13 at UCF, 2/17/24	Pts	23 vs. Seattle, 1/14/23
5, 2x, last at UCF, 2/17/24	FG Made	9 vs. Seattle, 1/14/23
8 vs. FGCU, 12/3/23	FG Atts	14 at Seattle, 2/18/23
1 at BYU, 1/6/24	3PT-FG Made	2, 2x (last at BYU, 12/7/22)
1 at BYU, 1/6/24	3PT-FG Atts	2, 2x (last at BYU, 12/7/22)
8 vs. Bryant, 12/12/23	FT Made	9 at Tarleton State, 2/23/23
12 vs. Bryant, 12/12/23	FT Atts	12 vs. Bryant, 12/12/23
17 vs. Bryant, 12/12/23	Rebs	17, 3x, last vs. Bryant, 12/12/23
2 vs. Texas, 1/9/24	Assts	7 vs. Seattle, 1/14/23
3 vs. Kansas State, 3/2/24	Stls	3 vs. Kansas State, 3/2/24
4, 2x, last vs. Baylor, 3/14/24^	Blks	6, 2x (last vs. So. Utah, 3/10/23)
29, 2x, last vs. San Fran., 3/20/24	Mins	38 at Northern Arizona, 12/10/22

^ Big 12 Championships

MISCELLANEOUS STATISTICS

CATEGORY	20-21	21-22	22-23	23-24	CAREER
Double-Figure Scoring Games	0	2	27	6	35
Double-Figure Rebounding Games	0	0	23	7	30
Double-Double Games	0	0	17	4	21
20-Point Scoring Games	-	-	1	0	1
Games Led UC in Scoring	-	-	-	0	-
Games Led UC in Rebounding	-	-	-	13	13
Games Led UC in Assists	-	-	-	0	-
Games With 3+ Assists	0	1	5	1	7
Games With 3+ Blocks	0	3	22	6	31
Games With 3+ Steals	0	2	5	1	8
Games With 3+ Three-Pointers	0	0	0	0	0

CAREER STATISTICS

YEAR	GP-GS	MIN-AVG	FG-FGA	PCT	3-PT-FGA	PCT	FT-FTA	PCT	OFF-DEF-TOT	AVG	PF-FO	AST	TO	BLK	STL	PTS-AVG
2020-21*	7-0	15-2.1	1-3	.333	0-0	.000	5-8	.625	2-3-5	0.7	3-0	0	0	2	0	7-1.0
2021-22*	33-5	396-12.0	39-80	.488	0-0	.000	29-60	.483	29-79-108	3.3	47-1	11	25	40	7	107-3.2
2022-23#	37-37	1088-29.4	162-270	.600	5-15	.333	98-154	.636	103-280-383	10.4	81-0	44	59	106	20	427-11.5
2023-24	29-26	695-24.0	68-106	.642	1-2	.500	54-99	.545	66-150-216	7.4	73-6	17	28	49	17	191-6.6
Total	106-68	2194-20.7	270-459	.588	6-17	.353	186-321	.579	200-512-712	6.7	207-7	72	112	197	44	732-6.9

* Akron; # Utah Valley

THE POLLS

ASSOCIATED PRESS (Preseason)			USA TODAY/COACHES (Preseason)		
Rk.	Team	Pts.	Rk.	Team	Pts.
1.	Kansas (30)	1449	1.	Kansas (15)	743
2.	Alabama (14)	1428	2.	Alabama (6)	718
3.	UConn (11)	1345	3.	UConn (6)	717
4.	Houston (4)	1343	4.	Houston (4)	698
5.	Iowa State	1177	5.	Duke	625
6.	Gonzaga (1)	1157	6.	Iowa State	591
7.	Duke	1154	7.	Gonzaga	575
8.	Baylor	1109	8.	Baylor	545
9.	North Carolina	1037	9.	Arizona	510
10.	Arizona	905	10.	North Carolina	498
11.	Auburn	901	11.	Auburn	465
12.	Tennessee	775	12.	Tennessee	437
13.	Texas A&M	737	13.	Purdue	390
14.	Purdue	678	14.	Creighton	342
15.	Creighton	631	15.	Texas A&M	332
16.	Arkansas	625	16.	Arkansas	272
17.	Indiana	492	17.	Marquette	268
18.	Marquette	484	18.	Indiana	208
19.	Texas	332	19.	Texas	166
20.	Cincinnati	271	20.	Cincinnati	163
21.	Florida	249	21.	Florida	130
22.	UCLA	210	22.	UCLA	123
23.	Kentucky	191	23.	Kentucky	95
24.	Ole Miss	132	24.	Illinois	87
25.	Rutgers	102	25.	Ole Miss	66
OTHERS RECEIVING VOTES:			OTHERS RECEIVING VOTES:		
Illinois 92, St. John's 91, Xavier 73, Texas Tech 58, Wake Forest 37, K-State 30, Ohio St. 29, Mich. State 29, Michigan 19, BYU 14, Oregon 12, Miami 11, McNeese 11, Providence 9, Clemson 9, St. Louis 9, Boise St. 9, VCU 6, Miss. State 6, Saint Mary's 5, Wisconsin 5, L'ville 4, UAB 4, Grand Canyon 3, Little Rock 3, Princeton 2, San Diego St. 2, Arizona St. 2, High Point 1, Maryland 1			Texas Tech 60, Rutgers 57, St. John's 42, Xavier 26, Michigan State 25, Oregon 16, BYU 16, K-State 11, Saint Mary's 9, Boise State 9, Clemson 8, Dayton 7, Ohio State 7, Maryland 4, Grand Canyon 3, Mississippi State 2, Virginia 2, Princeton 2, Wake Forest 2, San Diego State 2, Wisconsin 1		

CINCINNATI AGAINST RANKED TEAMS

OPPONENT	SCORE	DATE
at (18) Ohio State	L, 56-64	11/6/19
(21) Tennessee	W, 78-66	12/18/19
at (22) Memphis	L, 49-60	1/16/20
(21) Houston	W, 64-62	2/1/20
at (25) Houston	L, 55-68	3/1/20
at (12) Tennessee	L, 56-65	12/12/20
at (6) Houston	L, 52-90	2/21/21
vs. (7) Houston (AAC)	L, 54-91	3/14/21
vs. (14) Illinois	W, 71-51	11/22/21
vs. (12) Arkansas	L, 67-73	11/23/21
(6) Houston	L, 58-80	2/6/22
at (14) Houston	L, 53-71	3/1/22
vs. (18) Houston	L, 56-69	3/11/22
vs. (14) Arizona	L, 93-101	11/21/22
(2) Houston	L, 59-72	1/8/23
at (3) Houston	L, 69-75	1/28/23
vs. (1) Houston	L, 48-69	3/11/23
at (12) BYU	W, 71-60	1/6/24
(25) Texas	L, 73-74	1/9/24
at (14) Baylor	L, 59-62	1/13/24
(19) TCU	W, 81-77 (OT)	1/16/24
(15) Oklahoma	L, 65-69	1/20/24
at (7) Kansas	L, 69-74	1/22/24
at (15) Texas Tech	W, 75-72	2/3/24
(5) Houston	L, 62-67	2/10/24
(10) Iowa State	L, 59-68	2/13/24
at (1) Houston	L, 59-67	2/27/24
vs. (16) Kansas	W, 72-52	3/13/24
vs. (14) Baylor	L, 56-68	3/14/24
Overall: 145-229		
Top-10 Opponents: 47-123		
Vs. Ranked Teams in Fifth Third Arena: 34-34		

BIG 12 CONFERENCE

2024-25 PRESEASON STANDINGS			CINCINNATI IN THE BIG 12 FINAL 2023-24 STATISTICS		
1.	Kansas (9)	215	TEAM		
2.	Houston (5)	211	CATEGORY	STAT	B12 NCAA
3.	Iowa State (1)	194	Scoring Offense	74.7	9
4.	Baylor	185	Scoring Defense	68.2	4 68
5.	Arizona (1)	179	Scoring Margin	6.6	7 73
6.	Cincinnati	140	Bench Points	25.0	3 51
7.	Texas Tech	135	Free-Throw Pct.	68.8	13
8.	Kansas State	133	Field Goal Pct.	44.3	9
9.	BYU	116	FG Pct. Defense	41.9	6 65
10.	TCU	90	3-FG Pct.	33.0	12
11.	UCF	83	3-FG Pct. Defense	33.6	9
12.	Arizona State	64	Offensive Rebounds	13.3	2 15
13.	West Virginia	62	Defensive Rebounds	26.2	4 94
14.	Oklahoma State	46	Rebound Margin	7.2	1 16
15.	Colorado	37	Blocked Shots	4.4	3 48
16.	Utah	30	Assists	14.6	8 91
Preseason All-Conference First Team			Steals	6.5	8
Caleb Love, Arizona			Turnover Margin	0.0	8
LJ Cryer, Houston			Assist/TO Ratio	1.21	9
J'Wan Roberts, Houston			Turnovers Per Game	12.0	7
Tamin Lipsey, Iowa State			3-FG Made	7.6	6
Hunter Dickinson, Kansas			* NCAA rankings list if in Top 100 only		
Preseason All-Conference Second Team					
Norchad Omier, Baylor					
Jeremy Roach, Baylor					
Keshon Gilbert, Iowa State					
Dajuan Harris Jr., Kansas					
Coleman Hawkins, Kansas State					

THE LAST TIME...

TEAM
100 POINTS
By UC
103 vs. Miami (Ohio), 12/14/22
By Opponent
101 by Tulane, 2/7/23

90 POINTS
By UC
90 vs. West Virginia, 3/12/24
By Opponent
101 by Tulane, 2/7/23

30-PLUS POINT WIN
By UC
36 (92-56) vs. West Virginia, 3/9/24
By Opponent
38 (90-52) at Houston, 2/21/21

60 PERCENT SHOOTING
By UC
.633 vs. Miami (Ohio), 12/14/22
By Opponent
.623 by Arizona, 11/21/22

50 PERCENT SHOOTING
By UC
.590 vs. West Virginia, 3/9/24
By Opponent
.554 by West Virginia, 3/12/24

20 ASSISTS
By UC
23 vs. West Virginia, 3/9/24
By Opponent
20 by San Francisco, 3/20/24

10 STEALS
By UC
10 vs. Baylor, 3/14/24
By Opponent
15 by Houston, 2/27/24

10 BLOCKS
By UC
10 vs. Bryant, 12/12/23
By Opponent
10 by Georgia Tech, 11/22/23

50 REBOUNDS
By UC
57 vs. Bryant, 12/12/23
By Opponent
50 by Temple, 1/25/22

CINCINNATI PLAYED A RANKED OPPONENT
L, 56-68 vs. No. 14 Baylor, 3/14/24
UC Win
W, 72-52 vs. No. 16 Kansas, 3/13/24

OVERTIME GAME
W, 73-72 vs. San Francisco, 3/20/24
UC Win
73-72 vs. San Francisco, 3/20/24

DOUBLE OVERTIME GAME
89-87 (2OT) vs. UCF, 2/19/20
UC Win
72-70 (2OT) vs. Georgetown, 3/8/12

TRIPLE OVERTIME GAME
104-97 (4OT) vs. UConn, 3/11/16
UC Win
75-73 (7OT*) vs. Bradley, 12/21/81
* - NCAA record.

INDIVIDUAL
40-POINT GAME
By UC
41, Steve Logan vs. Southern Miss, 2/15/02
By Opponent
40, Trevon Bluiett, Xavier, 1/26/17

30-POINT GAME
By UC
31, Simas Lukosius vs. West Virginia, 3/12/24
By Opponent
31, Malik Thomas, San Francisco, 3/20/24

20 REBOUNDS BY A PLAYER
By UC
21 by Trevon Scott vs. UCF, 2/19/20
By Opponent
four times

15 REBOUNDS BY A PLAYER
By UC
17 by Aziz Bandaogo vs. Bryant, 12/12/23
By Opponent
15 by Bryant Selebangue, Tulsa, 2/1/23

TWO PLAYERS WITH 20 OR MORE POINTS IN SAME GAME
By UC
Simas Lukosius (26), Jizzle James (21) at Indiana State, 3/26/24
By Opponent
Johnny Furphy (23), Kevin McCullar Jr. (20), Kansas, 1/22/24

TWO PLAYERS WITH 10 OR MORE REBOUNDS IN SAME GAME
By UC
Aziz Bandaogo (17), Viktor Lakhin (12) vs. Bryant, 12/12/23
By Opponent
Ben Moore (11), Sterling Brown (11), SMU, 1/12/17

THREE PLAYERS WITH 10 OR MORE REBOUNDS IN SAME GAME
By UC
Landers Nolley II (12), Ody Oguama (10), Viktor Lakhin (10) at SMU, 1/14/23

10 ASSISTS BY A PLAYER
By UC
12, David DelJulius vs. ECU, 1/11/23
By Opponent
11, Jamal Shead, Houston, 2/27/24

FIVE STEALS BY A PLAYER
By UC
5, Day Day Thomas vs. West Virginia, 3/9/24
By Opponent
6, Tony Johnson Jr., vs. UCF, 2/19/20

FIVE BLOCKED SHOTS BY A PLAYER
By UC
5, Viktor Lakhin vs. Oklahoma, 1/20/24
By Opponent
5, Tacko Fall, vs. UCF, 2/21/19

DOUBLE-DOUBLE BY A UC PLAYER
Dan Skillings Jr. (12 pts, 12 rebs) at Indiana State, 3/26/24

DOUBLE-DOUBLES BY TWO UC PLAYERS

Landers Nolley II (20 pts, 10 rebs), David DelJulius (11 pts, 12 asts) vs. ECU, 1/11/23

DOUBLE-DOUBLES BY THREE UC PLAYERS
Troy Caupain (37 pts, 10 rebs), Octavius Ellis (13 pts, 10 rebs) & Gary Clark (12 pts, 12 rebs) vs. UConn, 3/11/16

TRIPLE-DOUBLE BY A UC PLAYER
Eric Hicks (22 pts., 12 rebs., 10 blks.) vs. Marquette, 1/7/06

UC PLAYER LED TEAM IN POINTS, REBOUNDS & ASSISTS
Jeremiah Davenport (19 points, 10 rebounds, 3 assists) vs. Tulane, 1/1/22

A PLAYER WON A GAME IN THE FINAL SECONDS
By UC
Simas Lukosius' wing 3-pointer with 3 seconds left vs. San Francisco, 3/20/24
By Opponent
Max Abmas' short jumper with 8 seconds left, #25 Texas, 1/9/24

FOUR PLAYERS SCORED IN DOUBLE FIGURES
Dan Skillings Jr. (25), John Newman III (12), Jizzle James (11), Simas Lukosius (10) vs. Kansas, 3/13/24

FIVE PLAYERS SCORED IN DOUBLE FIGURES
John Newman III (16), Simas Lukosius (15), Viktor Lakhin (11), Day Day Thomas (10), Dan Skillings Jr. (10) vs. Evansville, 12/29/23

SIX PLAYERS SCORED IN DOUBLE FIGURES
CJ Fredrick (14), John Newman III (13), Jizzle James (13), Dan Skillings (11), Day Day Thomas (11), Simas Lukosius (10) vs. Detroit Mercy, 11/10/23

SEVEN PLAYERS SCORED IN DOUBLE FIGURES
Kevin Johnson (18), Jacob Evans (17), Justin Jenifer (13), Kyle Washington (12), Jarron Cumberland (11), Troy Caupain (10), Tre Scott (10) vs. Fairleigh Dickinson, 12/17/16

EIGHT PLAYERS SCORED IN DOUBLE FIGURES
Farad Cobb (15), Shaq Thomas (14), Kevin Johnson (14), Coreontae DeBerry (12), Justin Jenifer (11), Quadri Moore (10), Jacob Evans (10), Octavius Ellis (10) vs. Robert Morris, 11/15/15

OVERTIME RECORDS

UC'S OVERALL RECORD	66-60
1 OT Games	57-48
2 OT Games	8-9
3 OT Games	0-1
4 OT Games	0-2
7 OT Games	1-0

RECORDS IN OVERTIME GAMES		
Home	34-18	.654
Schmidlapp Gym	3-4	.429
Schmidt Fieldhouse	0-1	.000
Music Hall	0-1	.000
Armory Fieldhouse	5-4	.556
Cincinnati Gardens	3-2	.600
U.S. Bank Arena	3-1	.750
Fifth Third Arena	19-5	.792
Away	20-33	.377
Neutral	12-9	.571

Current Streak: Won 1
Longest Winning Streak: 5 (Tay Baker - 1966-67)
Longest Losing Streak: 4 (Bob Ruess, 1943 - John Weithe, 1950)

- Per ESPN Stats and Info, Cincinnati's win over No. 19 TCU extended its ranked overtime win streak to 12, the longest streak in AP poll history by a wide margin. It began with a 2OT victory over No. 22 Marquette on Feb. 13, 1994.
- Cincinnati's seven overtime games in 2019-20 were a school record (previous record was six during the 1966-67 season), AAC record and are one shy of the NCAA record of eight overtime games set by Western Kentucky (1978), Portland (1984) and Valparaiso (1993).
- Cincinnati's four consecutive overtime games from Feb. 9, 2020 through Feb. 19, 2020 tied the NCAA record set by Jacksonville (1982), Illinois State (1985) and Dayton (1988).
- On Dec. 21, 1981 UC & Bradley played an NCAA-record 7OT game (UC won, 75-73)
- Cincinnati has been involved in two of the five NCAA tournament championship games to go into overtime. The Bearcats defeated Ohio State, 70-65, in 1961, but lost to Loyola (Ill.), 60-58, in 1963.
- In 1966-67, Cincinnati played six overtime games, winning five. The Bearcats were 5-0 at home in overtime games that season, an NCAA record.

UC COACHES IN OVERTIME GAMES			
COACH (YEARS)	NO.	RECORD	PCT.
Mick Cronin (2006-2019)	27	15-12	.556
Bob Huggins (1989-2005)	25	14-11	.560
Tay Baker (1965-72)	9	7-2	.778
Ed Jucker (1960-65)	9	4-5	.444
Ed Badger (1978-83)	8	3-5	.375
John Brannen (2019-21)	7	4-3	.571
Tony Yates (1983-89)	7	2-5	.286
Wes Miller (2021-present)	6	4-2	.667
John Wiethe (1946-52)	5	1-4	.200
George Smith (1952-60)	4	3-1	.750
Gale Catlett (1972-78)	4	2-2	.500
Frank Rice (1928-32)	4	1-3	.250
Boyd Chambers (1918-28)	3	3-0	1.000
Clark Ballard (1939-42)	2	2-0	1.000
Andy Kennedy (2005-06)	2	1-1	.250
Tay Brown (1933-37)	2	0-2	.000
John Halliday (1932-33)	1	0-1	.000
Bob Ruess (1942-44)	1	0-1	.000

SPECIALTY STATISTICS

OPPONENT	RESULT	OFF TO	IN PAINT	2ND CHANCE	FASTBREAK	BENCH
UIC	W, 69-58	20/2	44/40	8/7	8/7	30/4
Detroit Mercy	W, 93-61	17/15	34/20	22/2	10/6	43/7
Eastern Washington	W, 85-73	5/4	38/40	10/6	13/15	35/19
Northern Kentucky	W, 90-66	10/4	48/38	24/14	15/7	40/7
Georgia Tech	W, 89-54	20/8	22/16	14/5	19/4	36/16
at Howard	W, 86-81 (OT)	12/10	54/34	28/10	12/7	38/31
Florida Gulf Coast	W, 99-62	12/13	52/38	24/8	17/5	37/15
at Xavier	L, 79-84	9/12	50/32	14/13	25/16	26/14
Bryant	W, 85-53	10/8	36/26	8/4	12/4	33/3
vs. Dayton	L, 68-82	2/8	38/30	20/2	0/10	33/12
Merrimack	W, 65-49	28/4	38/18	11/6	12/0	19/17
Stetson	W, 83-75	7/14	42/16	20/9	2/9	46/7
Evansville	W, 76-58	12/13	26/28	17/6	5/0	20/16
at #12 BYU	W, 71-60	17/19	30/12	14/5	13/16	27/10
#25 Texas	L, 73-74	13/22	28/30	13/6	9/6	30/4
at #14 Baylor	L, 59-62	11/11	32/26	14/9	8/4	9/25
#19 TCU	W, 81-77 (OT)	19/12	50/30	11/18	17/13	9/20
#15 Oklahoma	L, 65-69	5/10	28/34	13/17	10/7	16/28
at #7 Kansas	L, 69-74	8/15	24/32	13/8	10/9	32/2
UCF	W, 68-57	16/12	36/20	10/14	18/11	4/29
at West Virginia	L, 65-69	12/22	30/34	8/10	7/9	27/7
at #15 Texas Tech	W, 75-72	9/10	28/30	13/17	9/3	25/22
#5 Houston	L, 62-67	9/8	22/38	14/22	10/2	31/9
#10 Iowa State	L, 59-68	15/26	14/36	8/6	4/8	37/23
at UCF	W, 76-74	19/14	36/36	12/8	10/13	21/18
Oklahoma State	L, 76-80	10/17	44/40	15/12	18/6	26/9
at TCU	L, 57-75	3/16	28/26	5/6	4/25	15/33
at #1 Houston	L, 59-67	19/15	30/24	12/11	10/15	24/4
Kansas State	W, 74-72	29/6	36/24	10/16	6/6	17/8
at Oklahoma	L, 71-74 (OT)	21/8	38/24	10/21	16/2	22/16
West Virginia	W, 92-56	27/10	48/14	18/9	17/4	48/20
vs. West Virginia (BI2)	W, 90-85	14/6	20/36	13/8	9/3	8/18
vs. #16 Kansas (BI2)	W, 72-52	17/8	38/32	18/11	8/11	15/10
vs. #14 Baylor (BI2)	L, 56-68	19/16	26/26	2/13	4/8	21/11
San Francisco (NIT)	W, 73-72 (OT)	8/18	24/36	6/3	4/11	16/5
Bradley (NIT)	W, 74-57	16/9	26/32	11/9	7/2	3/20
at Indiana State (NIT)	L, 81-85	13/19	26/26	3/9	10/22	5/10

SCORING FORMAT: CINCINNATI/OPPONENT

BEARCATS UNDER WES MILLER

	24-25	23-24	22-23	21-22	TOTAL
Overall		22-15	23-13	18-15	63-43
Home games		16-5	16-3	12-6	44-14
Away games		4-8	5-7	4-7	13-22
Neutral site games		2-2	2-3	2-2	6-7
Conference games		7-11	11-7	7-11	25-29
vs. Top 25 teams		4-8	0-4	1-4	5-16
Overtime games		3-1	1-1	0-0	4-2
Lead at halftime		16-5	21-4	16-6	53-15
Trail at halftime		6-7	2-9	2-9	10-25
Tied at halftime		0-3	0-0	0-0	0-3
Lead with 10:00 left		18-4	23-2	15-4	56-10
Trail with 10:00 left		4-9	0-11	2-11	6-31
Tied with 10:00 left		0-1	0-0	1-0	1-1
Lead with 5:00 left		20-3	23-2	16-3	59-8
Trail with 5:00 left		1-11	0-10	1-12	2-33
Tied with 5:00 left		1-0	0-1	1-0	2-1
Lead with 2:00 left		21-2	22-2	18-3	61-7
Trail with 2:00 left		1-10	0-11	0-12	1-33
Tied with 2:00 left		0-2	1-0	0-0	1-2
Shoot better FG%		17-5	22-3	14-2	53-10
Shoot worse FG%		5-10	1-10	4-13	10-33
Shoot 50%-plus		5-2	9-0	1-0	15-2
Shoot below 50%		17-13	13-13	17-5	47-31
Opponent shoots 50%-plus		2-2	0-6	0-4	2-12
Opponent shoots below 50%		20-12	21-7	18-10	59-29
Opponent shoots below 40%		10-3	11-0	12-5	33-8
Make 7 or fewer 3FGs		10-12	7-8	8-9	25-29
Make 8 or more 3FGs		12-3	16-5	10-6	38-14
Shoot more FTs than opponent		16-5	10-2	10-5	36-12
Opponent shoots more FTs		4-11	12-10	7-10	23-31
Outrebounds opponent		19-10	20-2	13-3	52-15
Opponent outrebounds UC		2-4	3-11	4-13	9-28
Same number of rebounds		1-1	0-0	1-0	2-1
Fewer turnovers than opponent		12-4	15-8	13-9	40-21
More turnovers than opponent		7-11	8-5	4-4	19-20
Commits same as opponent		2-0	0-0	1-2	3-2
Commits 12 or fewer turnovers		15-6	17-9	16-13	48-28
Outscores opponent bench		18-11	15-4	12-7	45-22
1-3 point games		4-3	2-2	2-3	8-8
4-5 point games		3-7	1-1	2-2	6-10
6-10 point games		1-2	3-6	3-5	7-13
11-19 point games		7-3	9-2	5-3	21-8
20-plus point games		7-0	8-2	6-2	21-4
Scores 59 or fewer points		0-5	1-5	1-6	2-16
Scores 60-69 points		3-5	1-4	3-4	7-13
Scores 70-79 points		8-4	7-3	11-4	26-11
Scores 80 or more points		11-1	14-2	3-1	28-4
Holds opponent to 49 or fewer		1-0	0-0	2-0	3-0
Holds opponent to 50-59 points		8-0	10-1	8-1	26-2
Holds opponent to 60-69 points		4-7	6-1	5-4	15-12
Opponent scores 70-79 points		7-4	6-7	2-5	15-16
Opponent scores 80-plus points		2-4	1-4	0-5	3-13
November		6-0	5-3	5-2	16-5
December		5-2	5-1	5-1	15-4
January		3-5	4-4	5-3	12-11
February		2-5	5-3	2-6	9-14
March		6-3	4-2	1-3	11-8
Monday		1-1	1-1	1-0	3-2
Tuesday		5-5	0-2	4-4	9-11
Wednesday		3-2	9-3	3-1	15-6
Thursday		0-1	3-0	4-1	7-2
Friday		3-0	1-0	0-1	4-1
Saturday		7-6	5-2	2-5	14-13
Sunday		3-0	4-5	3-2	10-7
After a win		12-10	13-10	9-9	34-29
After a loss		9-5	9-3	7-6	25-14

SINGLE-GAME TEAM RECORDS

HIGHS

Points

127	v. North Texas State	1957-58
123	v. St. Joseph's (Pa.)	1959-60
	v. North Texas State	1959-60
122	v. St. Joseph's (Ind.)	1976-77
120	v. Kent State	1976-77

Points (Two Teams)

232	UC 119, Morehead St. 113	1957-58
-----	--------------------------	---------

Points (One Half)

69	v. North Texas State	1957-58
68	v. DePaul	1997-98

Field Goals Made

55	v. St. Joseph's (Ind.)	1975-76
	v. Wright State	1976-77
51	v. Northeast Illinois	1973-74
50	v. multiple opponents	

Field Goals Attempted

132	v. Cedarville	1949-50
113	v. Cedarville	1950-51
	v. Western Reserve	1951-52
112	v. Wilmington	1951-52
109	v. Western Reserve	1952-53

Field Goal Percentage

.672	v. E. Michigan (41-61)	1996-97
.667	v. St. Francis (Pa.) (32-48)	1990-91
.655	v. Austin Peay (38-58)	1992-93
.647	v. Central Florida (33-51)	2014-15
.647	v. F. Dickinson (44-68)	2016-17
.643	v. Memphis (27-42)	1986-87
	v. Kent State (36-56)	1990-91

3-Point Field Goals Made

24	v. Oakland	1998-99
18	v. Louisiana-Monroe	2001-02
17	v. Tulane	2/7/23
17	v. Arizona	11/20/22
17	v. Wofford	2006-07
16	v. West Virginia	3/12/24
16	v. Detroit Mercy	11/10/23
16	v. Tulsa	1/20/22
16	v. Memphis	1/9/22
16	v. Chicago State	2011-12
15	v. Tulsa	2017-18

3-Point Field Goals Attempted

48	v. Tulane	2/7/23
48	v. Oakland	1998-99
39	v. Savannah State	2017-18
38	v. West Virginia	3/12/24
36	v. Tulsa	2/12/22
	v. Eastern Kentucky	2008-09
	v. Temple	1993-94
	v. Coppin State	2001-02
35	v. Georgia Tech	11/22/23
	v. Chicago State	2011-12
34	v. Louisiana-Monroe	2001-02
	v. Chicago State	2013-14
	v. USF	2016-17
	v. Arizona	11/20/22
	v. Detroit Mercy	12/21/22
	v. Detroit Mercy	11/10/23
33	v. Memphis	2019-20
	v. Houston	2020-21

3-Point Field Goal Percentage (min:

5 made)

.833	v. Regis (5-6)	1986-87
.750	v. Central Florida (6-8)	2014-15
.741	v. Duke (5-7)	1998-99
.682	v. Tulsa (15-22)	2017-18
.667	v. Massachusetts (8-12)	1992-93
.643	v. Temple (9-14)	2014-15
.636	v. Stony Brook (7-11)	2014-15
.632	v. Vermont (12-19)	2019-20

Free Throws Made

42	v. Louisville	2002-03
41	v. Arkansas-Pine Bluff	2015-16
38	v. UAB	1997-98
38	at UConn (AAC)	2016-17
37	v. North Texas State	1957-58
36	v. Bradley	1956-57

Free Throws Attempted

59	v. Arkansas-Pine Bluff	2015-16
58	v. Louisville	2002-03
55	v. UAB	1997-98
55	v. Bowling Green	2019-20
51	v. North Texas State	1957-58
49	v. Miami (OH)	1952-53
	v. Miami (OH)	1956-57
	v. Arkansas	1995-96

Free Throw Percent (min. 8x= made)

1.000	v. Loyola (Ill.) (12-12)	1986-87
	v. Saint Louis (8-8)	1992-93
	v. Temple (17-17)	1995-96
	v. Louisville (18-18)	2005-06
	at Texas Tech (10-10)	2/3/24

Rebounds

84	v. Union	1954-55
82	v. Kent State	1952-53
80	v. Tennessee	1955-56
	v. North Texas State	1957-58

Rebound Margin

+48	v. Chicago State	2013-14
+45	v. Tennessee	1955-56
+43	v. Union	1954-55
+40	v. Case Western Reserve	1952-53
	v. North Texas State	1957-58

Assists

41	v. St. Joseph's (Ind.)	1975-76
32	v. Robert Morris	2015-16
29	v. Fairleigh Dickinson	2016-17
28	v. Pacific	1958-59
27	(last vs. Toledo, 2009-10)	

Steals

23	v. Ark.-Little Rock	2012-13
20	v. Tulane	1978-79
	v. Howard	1996-97
19	v. Akron	1976-77
	v. Arkansas-Pine Bluff	2015-16
18	v. Bowling Green	1989-90
	v. Wyoming	1995-96

Blocked Shots

18	v. Marquette	2005-06
15	v. Iowa State	1999-00
14	v. DePaul	1997-98
13	v. Memphis	1999-00
	v. Miami (Ohio)	2004-05

Turnovers

31	v. Cleveland State	1973-74
29	v. Pittsburgh	1978-79

	v. Tulane	1978-79
	v. Xavier	1997-98
	v. Central Michigan	2006-07

Personal Fouls

39	v. William & Mary	1951-52
38	v. Morehead State	1955-56
	v. Louisville	1985-86
37	v. Miami (Ohio)	1951-52

Disqualifications

5	v. William & Mary	1950-51
	v. St. Bonaventure	1950-51

Overtime Periods

7	v. Bradley	1981-82
	(75-73 UC win), NCAA Record	

Fewest Points Scored

11	v. Kentucky	1983-84
31	v. Louisville	1980-81
37	v. Louisville	1983-84
38	v. Georgia Tech	1977-88

Fewest Field Goals Made

5	v. Kentucky	1983-84
12	v. Memphis	2008-09
	v. LaSalle	1948-49
13	v. Saint Louis	1960-61
	v. Connecticut	2013-14

Fewest Field Goals Attempted

12	v. Kentucky	1983-84
----	-------------	---------

Lowest Field Goal Percentage

.156	v. LaSalle (12-77)	1948-49
.207	v. Butler (17-82)	1948-49
.215	v. Butler (17-79)	1948-49
.222	v. Duquesne (14-63)	1951-52
.243	v. Miami (Ohio) (17-71)	1948-49

Fewest 3-Point Field Goals Made

0	(last vs. Tulane, 2014-15)	
---	----------------------------	--

Fewest 3-Point Field Goals Att.

2	v. South Carolina	1988-89
	v. Morehead State	1986-87

Lowest 3-Point FG Percentage

.000	v. multiple opponents	
------	-----------------------	--

Fewest Free Throws Made

0	v. Georgia Tech	1977-78
1	v. VCU	1978-79
	v. Kentucky	1983-84
	v. Pittsburgh	2013-14

Fewest Free Throws Attempted

0	v. Georgia Tech	1977-78
2	v. Louisville	2008-09
	v. Kentucky	1983-84
	v. Tulane	1982-83
3	v. Brown	1973-74
	v. Pittsburgh	2013-14

Lowest Free Throw Percentage

.143	v. Louisville (1-7)	2011-12
.222	v. UNC Wilmington (2-9)	2000-01
.240	v. Tulsa (6-25)	1968-69
.286	v. Toledo (4-14)	1951-52
.300	v. Tulsa (3-10)	1966-67
	v. East Carolina (3-10)	2001-02

Fewest Rebounds

9	v. Kentucky	1983-84
13	v. Georgia Tech	1977-78
15	v. Louisville	1980-81

Fewest Assists

1	v. Xavier	1968-69
2	v. multiple opponents	

Fewest Steals

0	v. multiple opponents	
---	-----------------------	--

Fewest Blocked Shots

0	v. multiple opponents	
---	-----------------------	--

Fewest Turnovers

3	v. Ohio State	1960-61
	v. Louisville	1984-85
	v. Boston University	2001-02
	v. Villanova	2011-12
	v. Memphis	2013-14
	v. Texas Southern	2016-17
	v. Memphis	2017-18
4	v. Virginia Tech	1982-83
	v. Charlotte	2000-01
	v. Middle Tennessee	2003-04
	v. Georgetown	2005-06
	at Houston	2018-19
	v. Detroit Mercy	12/21/22
	at South Florida	1/18/23

Fewest Personal Fouls

5	v. Chaminade	11/7/22
	v. Southern Miss	1985-86
	v. VCU	2014-15

7 v. multiple opponents

Fewest Records begin with 1946-47



Leonard Stokes scored 31 points while Cincinnati set a school record, making 42 free throws in a 101-80 win over Louisville on Feb. 21, 2003.

SINGLE-GAME INDIVIDUAL RECORDS

Minutes Played

73	Bobby Austin v. Bradley	1981-82
64	Dwight Jones v. Bradley	1981-82
63	Junior Johnson v. Bradley	1981-82
	Mike Williams v. Bradley	1981-82
60	David Kennedy v. Memphis	1980-81
56	Troy Caupain vs. UConn	2015-16

Points

62	O. Robertson v. North Texas	1959-60
56	O. v. Seton Hall	1957-58
	O. Robertson v. Arkansas	1957-58
50	O. Robertson v. St. Louis	1957-58
	O. Robertson v. Wich. State	1957-58
	O. Robertson v. Iowa	1959-60

Field Goals Made

23	O. Robertson v. N. Texas St.	1959-60
22	O. Robertson v. Seton Hall	1957-58
21	O. Roberston v. Arkansas	1957-58
19	Larry Imburgia v. Cedarville	1950-51
	O. Robertson v. Kansas	1959-60

Field Goals Attempted

36	O. Robertson v. Arkansas	1957-58
34	O. Robertson v. Miami (Ohio)	1958-59
33	Jack Twyman v. WKU	1954-55
	O. Robertson v. Iowa	1959-60
32	Jack Twyman v. Ball State	1954-55
	O. Robertson v. Seton Hall	1957-58
	O. Robertson v. Bradley	1959-60
	O. Robertson v. Wichita State	1959-60
	LaZelle Durden v. Wyoming	1994-95

Field Goal Percentage (min. 10 made)

.933	Danny Fortson v. E. Mich. (14-15)	1996-97
.923	George Wilson v. Ohio (12-13)	1962-63
.917	Kenyon Martin v. UNLV (11-12)	1998-99
.909	Erik Martin v. SEMO (10-11)	1992-93
	Eric Hicks v. DePaul (10-11)	2004-05

3-Point Field Goals Made

10	Melvin Levett v. E. Kentucky	1997-98
9	Landers Nolley II vs. Arizona	11/21/22
	LaZelle Durden v. Memphis	1993-94
	Deonta Vaughn v. Wofford	2006-07
	Deonta Vaughn v. C. Carolina	2007-08
8	Nick Van Exel v. Temple	1992-93
	LaZelle Durden v. Temple	1993-94
	LaZelle Durden v. Austin Peay	1993-94
	LaZelle Durden v. Chgo State	1993-94
	LaZelle Durden v. Saint Louis	1993-94
	LaZelle Durden v. Dayton	1993-94
	Melvin Levett v. Oakland	1998-99
	Steve Logan v. Oakland	1998-99
	Field Williams v. Coppin State	2003-04
	Tony Bobbitt v. USF	2003-04
	Deonta Vaughn v. UConn	2007-08
	Sean Kilpatrick v. N.C. A&T	2012-13
	Simas Lukosius v. San Fran.	2023-24

3-Point Field Goals Attempted

20	LaZelle Durden v. Wyoming	1994-95
17	LaZelle Durden v. Temple	1993-94
	LaZelle Durden v. Dayton	1993-94
	Deonta Vaughn v. Wofford	2006-07
16	Darnell Burton v. Miss. State	1995-96
	Melvin Levett v. Oakland	1998-99
	Deonta Vaughn v. USF	2006-07

3-Point Field Goal Percentage (min. 5 made)

1.000	Field Williams v. Louisville (5-5)	2001-02
1.000	Marcus Sikes v. G'town (5-5)	2006-07
1.000	Sean Kilpatrick v. Wright State (5-5)	2010-11
1.000	Justin Jenifer v. SMU (5-5)	2018-19
.833	Darnell Burton v. Xavier (5-6)	1995-96
.800	Field Williams v. Cop. State (8-10)	2003-04
.800	Simas Lukosius vs. San Fran. (8-10)	3/20/24

Free Throws Made

22	O. Robertson v. North Texas St.	1958-59
20	O. Robertson v. Wichita St.	1957-58
19	Deonta Vaughn v. Notre Dame	2008-09
	O. Robertson v. St. Bonaventure	1959-60
18	O. Robertson v. Drake	1959-60
	Bobby Brannen v. Minnesota	1997-98

Free Throws Attempted

25	O. Robertson v. North Texas St.	1958-59
	O. Robertson v. St. Bonaventure	1959-60
22	Deonta Vaughn v. N.Dame	2008-09
	O. Robertson v. Miami (Ohio)	1957-58
	Jarron Cumberland v. Temple	2019-20
21	O. Robertson v. Wichita St.	1957-58
	Chris McNeal v. BGSU	2019-20
20	O. Robertson v. New York	1958-59
	O. Robertson v. Drake	1959-60
	Bobby Brannen v. Minnesota	1997-98
	Jason Maxiell v. Valparaiso	2003-04

Free Throw Percentage (min. 10 made)

	Sean Kilpatrick v. IA State (16-16)	2012-13
	O. Robertson v. Xavier (14-14)	1957-58
	Bobby Brannen v. So. Miss. (14-14)	1997-98
	O. Robertson v. Seton Hall (12-12)	1957-58
	Steve Logan v. IA State (12-12)	1999-00
	David DelJulius v. Houston (12-12)	2021-22
	Steve Logan v. USF (11-11)	2000-01
	Sean Kilpatrick v. L'ville (11-11)	2013-14
	Junior Johnson v. Xavier (10-10)	1982-83
	Bobby Brannen v. Morehead St. (10-10)	1997-98
	Steve Logan v. W. Forest (10-10)	2001-02
	Eric Hicks v. Louisville (10-10)	2005-06
	Yancy Gates v. G'town (10-10)	2010-11

Rebounds

33	Connie Dierking v. Loyola (La.)	1956-57
31	Connie Dierking v. North Texas	1957-58
30	Jack Twyman v. Miami (Ohio)	1954-55
	Connie Dierking v. GW	1955-56

Assists

16	Steve Logan v. Coppin State	2001-02
15	Eddie Lee v. Seton Hall	1978-79
13	O. Robertson v. K-State	1958-59
12	O. Robertson v. Pacific	1958-59
	O. Robertson v. DePaul	1959-60
	Dean Foster v. Wichita State	1965-66
	Eddie Lee v. West Virginia	1978-79
	Eddie Lee v. Florida State	1978-79
	Eddie Lee v. North Carolina	1979-80
	Elnardo Givens v. S. Florida	1987-88
	David DelJulius v. SMU	2020-21
	David DelJulius v. ECU	1/11/23

Steals

8	Dick Dallmer v. Xavier	1948-49
	Tony Bobbitt v. Coppin State	2003-04
7	Michael Horton v. Louisville	1997-98
	Cashmere Wright v. Villanova	2011-12
6	Brian Williams v. Kent State	1976-77
	Brian Williams v. St. Joe's (Ind.)	1976-77
	Eddie Lee v. Rutgers	1976-77
	Bobby Austin v. Tulane	1978-79
	Kenneth Henry v. ECU	1985-86
	Ronnie Ellison v. NKU	1987-88
	Ronnie Ellison v. VA Tech	1987-88
	Allen Jackson v. Saint Louis	1991-92
	Terry Nelson v. GA Southern	1992-93
	Erik Martin v. Xavier	1992-93
	Charles Williams v. Howard	1996-97
	Kenyon Martin v. Nicholls State	1998-99
	Deonta Vaughn v. NC State	2006-07
	Cashmere Wright v. Villanova	2011-12
	Sean Kilpatrick v. Ark.-Pine Bluff	2011-12

Blocked Shots

10	Rick Roberson v. Bradley	1966-67
	Jim Ard v. Miami (Ohio)	1968-69
	Kenyon Martin v. DePaul	1997-98

	Kenyon Martin v. Memphis	1999-00
	Eric Hicks v. Marquette	2005-06
8	George Wilson v. Dayton	1963-64
	Kenyon Martin v. Louisville	1997-98
	Eric Hicks v. Xavier	2003-04
	Jason Maxiell v. Houston	2004-05
	Viktor Lakhin v. SMU	1/14/23

Turnovers

11	Dean Foster v. Wichita State	1965-66
10	Derrek Dickey v. Louisville	1971-72
	Dwight Jones v. Augustana	1979-80

TRIPLE DOUBLES

Oscar Robertson v. Pacific (39 points, 23 rebounds, 10 assists)	Dec. 17, 1958
Oscar Robertson v. Miami (Ohio) (43 points, 21 rebounds, 10 assists)	Feb. 17, 1959
Oscar Robertson v. Wichita State (34 points, 14 rebounds, 11 assists)	Feb. 21, 1959
Oscar Robertson v. Kansas State (24 points, 17 rebounds, 13 assists)	Mar. 14, 1959
Oscar Robertson v. Louisville (39 points, 17 rebounds, 10 assists)	Mar. 21, 1959
Oscar Robertson v. Indiana State (45 points, 23 rebounds, 10 assists)	Dec. 1, 1959
Oscar Robertson v. Bradley (42 points, 22 rebounds, 10 assists)	Dec. 22, 1959
Oscar Robertson v. N. Texas State (16 points, 11 rebounds, 11 assists)	Feb. 8, 1960
Oscar Robertson v. California (18 points, 10 rebounds, 10 assists)	Mar. 18, 1960
Oscar Robertson v. New York (32 points, 14 rebounds, 11 assists)	Mar. 19, 1960
Rick Roberson v. Bradley (16 points, 10 rebounds, 10 blocks)	Jan. 17, 1967
Kenyon Martin v. DePaul (24 points, 23 rebounds, 10 blocks)	Feb. 21, 1997
Kenyon Martin v. Memphis (28 points, 13 rebounds, 10 blocks)	Jan. 19, 2000
Kenny Satterfield v. Tulane (12 points, 11 rebounds, 10 assists)	Jan. 29, 2001
Eric Hicks v. Marquette (22 points, 12 rebounds, 10 blocks)	Jan. 7, 2006

Triple Double Leaders

Oscar Robertson	10
Kenyon Martin	2
Eric Hicks	1
Rick Roberson	1
Kenny Satterfield	1



2023-24 Cincinnati Men's Basketball Combined Team Statistics All games

Page 1/1
as of Mar 27, 2024

Game Records

Record	Overall	Home	Away	Neutral
ALL GAMES	22-15	16-5	4-8	2-2
CONFERENCE	7-11	4-5	3-6	0-0
NON-CONFERENCE	15-4	12-0	1-2	2-2

Score by Periods

Team	1st	2nd	OT	TOT
Cincinnati	1251	1478	36	2765
Opponents	1149	1344	29	2522

Team Box Score

No.	Player				Total		3-Point		F-Throw		Rebounds													
		GP-GS	MIN	AVG	FG-FGA	FG%	3FG-3FGA	3FG%	FT-FTA	FT%	OFF	DEF	TOT	AVG	PF	DQ	A	TO	BLK	STL	PTS	AVG		
0	SKILLINGS JR., Dan	36-15	1001:39	27.8	173-411	.421	40-141	.284	79-118	.669	88	144	232	6.4	68	1	56	60	25	33	465	12.9		
41	LUKOSIUS, Simas	35-27	1055:12	30.1	135-344	.392	90-234	.385	52-63	.825	17	92	109	3.1	37	0	102	70	6	19	412	11.8		
1	THOMAS, Day Day	35-35	932:55	26.7	134-345	.388	35-125	.280	60-74	.811	13	71	84	2.4	67	3	116	74	6	61	363	10.4		
15	NEWMAN III, John	37-37	1083:11	29.3	128-264	.485	34-97	.351	52-72	.722	61	140	201	5.4	82	1	65	52	9	45	342	9.2		
30	LAKHIN, Viktor	29-24	627:40	21.6	110-219	.502	14-54	.259	34-61	.557	70	105	175	6.0	50	1	48	36	23	16	268	9.2		
2	JAMES, Jizzle	37-2	712:15	19.3	132-305	.433	23-80	.288	39-50	.780	23	47	70	1.9	39	0	76	43	8	18	326	8.8		
55	BANDAOGO, Aziz	29-26	694:44	24.0	68-106	.642	1-2	.500	54-99	.545	66	150	216	7.4	76	6	17	28	49	17	191	6.6		
5	FREDRICK, CJ	15-10	309:09	20.6	30-72	.417	23-54	.426	8-11	.727	4	11	15	1.0	18	0	23	5	1	3	91	6.1		
13	REYNOLDS, Jamille	28-1	398:01	14.2	57-107	.533	3-7	.429	36-52	.692	38	74	112	4.0	50	0	11	30	18	4	153	5.5		
33	OGUAMA, Ody	28-8	245:21	8.8	27-52	.519	1-2	.500	10-19	.526	21	42	63	2.3	29	0	5	7	14	7	65	2.3		
10	REED, Josh	35-0	383:16	11.0	24-65	.369	13-42	.310	8-11	.727	23	46	69	2.0	33	0	18	14	4	16	69	2.0		
11	ANTHONY, C.J.	11-0	29:04	2.6	4-15	.267	2-9	.222	5-6	.833	3	4	7	0.6	2	0	3	2	0	1	15	1.4		
14	LONG, Landen	5-0	08:09	1.6	1-2	.500	1-1	1.000	0-0	.000	0	0	0	0.0	0	0	0	0	0	0	3	0.6		
21	KIRKWOOD, Chase	6-0	08:38	1.4	0-1	.000	0-0	.000	2-2	1.000	0	1	1	0.2	0	0	0	1	0	0	2	0.3		
44	TOLENTINO, Sage	5-0	10:46	2.2	0-2	.000	0-1	.000	0-0	.000	0	1	1	0.2	4	0	0	0	1	0	0	0.0		
Team											65	40	105					23						
Total		37	7500		1023-2310	.443	280-849	.330	439-638	.688	492	968	1460	39.5	555	12	540	445	164	240	2765	74.7		
Opponents		37	7500		900-2148	.419	251-747	.336	471-626	.752	328	864	1192	32.2	580	13	480	445	133	247	2522	68.2		

Team Statistics

	UC	OPP
Scoring	2765	2522
Points per game	74.7	68.2
Scoring margin	+6.6	-
Field goals-att	1023-2310	900-2148
Field goal pct	.443	.419
3 point fg-att	280-849	251-747
3-point FG pct	.330	.336
3-pt FG made per game	7.6	6.8
Free throws-att	439-638	471-626
Free throw pct	.688	.752
F-Throws made per game	11.9	12.7
Rebounds	1460	1192
Rebounds per game	39.5	32.2
Rebounding margin	+7.2	-
Assists	540	480
Assists per game	14.6	13.0
Turnovers	445	445
Turnovers per game	12.0	12.0
Turnover margin	0.0	-
Assist/turnover ratio	1.2	1.1
Steals	240	247
Steals per game	6.5	6.7
Blocks	164	133
Blocks per game	4.4	3.6
Winning streak	0	-
Home win streak	4	-
Attendance	202299	114421
Home games-Avg/Game	21-9633	12-9535
Neutral site-Avg/Game	-	4-14837

Team Results

Date	Opponent		Score	Att.
11/06/2023	UIC	W	69-58	9936
11/10/2023	Detroit Mercy	W	93-61	4267
11/12/2023	Eastern Wash.	W	85-73	3063
11/19/2023	Northern Ky.	W	90-66	10018
11/22/2023	Georgia Tech	W	89-54	11756
11/28/2023	at Howard	Wot	86-81	1324
12/03/2023	FGCU	W	99-62	9812
12/09/2023	at Xavier	L	79-84	10724
12/12/2023	Bryant	W	85-53	9303
12/16/2023	vs Dayton	L	68-82	12547
12/19/2023	Merrimack	W	65-49	9477
12/22/2023	Stetson	W	83-75	9762
12/29/2023	Evansville	W	76-58	10977
01/06/2024	at BYU	W	71-60	16879
01/09/2024	Texas	L	73-74	11014
01/13/2024	at Baylor	L	59-62	7500
01/16/2024	TCU	Wot	81-77	10314
01/20/2024	Oklahoma	L	65-69	12406
01/22/2024	at Kansas	L	69-74	16300
01/27/2024	UCF	W	68-57	12112
01/31/2024	at West Virginia	L	65-69	10349
02/03/2024	at Texas Tech	W	75-72	15098
02/10/2024	Houston	L	62-67	12715
02/13/2024	Iowa St.	L	59-68	11819
02/17/2024	at UCF	W	76-74	8624
02/21/2024	Oklahoma St.	L	76-80	11029
02/24/2024	at TCU	L	57-75	6090
02/27/2024	at Houston	L	59-67	7352
03/02/2024	Kansas St.	W	74-72	11974
03/05/2024	at Oklahoma	Lot	71-74	6124
03/09/2024	West Virginia	W	92-56	11914
03/12/2024	vs West Virginia	W	90-85	9404
03/13/2024	vs Kansas	W	72-52	18261
03/14/2024	vs Baylor	L	56-68	19135
03/20/2024	San Francisco	Wot	73-72	3899
03/23/2024	Bradley	W	74-57	4732
03/26/2024	at Indiana St.	L	81-85	8057



2023-24 Cincinnati Men's Basketball Combined Team Statistics In Conference games

Page 1/1
as of Mar 27, 2024

Game Records

Record	Overall	Home	Away	Neutral
ALL GAMES	7-11	4-5	3-6	0-0
CONFERENCE	7-11	4-5	3-6	0-0
NON-CONFERENCE	0-0	0-0	0-0	0-0

Score by Periods

Team	1st	2nd	OT	TOT
Cincinnati	552	682	18	1252
Opponents	575	655	17	1247

Team Box Score

No.	Player				Total		3-Point		F-Throw		Rebounds													
		GP-GS	MIN	AVG	FG-FGA	FG%	3FG-3FGA	3FG%	FT-FTA	FT%	OFF	DEF	TOT	AVG	PF	DQ	A	TO	BLK	STL	PTS	AVG		
0	SKILLINGS JR., Dan	17-9	491:14	28.9	80-194	.412	22-75	.293	36-56	.643	40	65	105	6.2	36	1	25	28	14	19	218	12.8		
41	LUKOSIUS, Simas	18-18	572:49	31.8	62-173	.358	39-118	.331	31-36	.861	11	47	58	3.2	22	0	49	43	3	10	194	10.8		
15	NEWMAN III, John	18-18	544:27	30.2	69-135	.511	15-45	.333	26-37	.703	30	61	91	5.1	43	0	28	26	3	23	179	9.9		
1	THOMAS, Day Day	18-18	497:15	27.6	64-178	.360	11-55	.200	29-35	.829	9	31	40	2.2	37	2	62	38	2	32	168	9.3		
2	JAMES, Jizzle	18-0	314:20	17.5	55-130	.423	10-31	.323	11-16	.688	12	14	26	1.4	19	0	34	23	2	7	131	7.3		
55	BANDAOGO, Aziz	17-15	407:49	24.0	41-64	.641	1-2	.500	28-49	.571	38	83	121	7.1	44	4	6	21	26	13	111	6.5		
30	LAKHIN, Viktor	14-11	283:58	20.3	34-79	.430	4-21	.190	15-28	.536	24	37	61	4.4	24	1	16	18	10	8	87	6.2		
13	REYNOLDS, Jamille	18-0	249:07	13.8	39-69	.565	1-4	.250	26-38	.684	22	45	67	3.7	36	0	5	18	13	1	105	5.8		
14	LONG, Landen	1-0	01:18	1.3	1-1	1.000	1-1	1.000	0-0	.000	0	0	0	0.0	0	0	0	0	0	0	3	3.0		
5	FREDRICK, CJ	4-0	41:14	10.3	3-7	.429	1-4	.250	1-1	1.000	0	1	1	0.3	2	0	4	1	0	0	8	2.0		
10	REED, Josh	18-0	204:23	11.4	12-30	.400	6-19	.316	4-5	.800	10	20	30	1.7	19	0	6	10	3	13	34	1.9		
33	OGUAMA, Ody	12-1	35:40	3.0	6-10	.600	0-0	.000	0-0	.000	5	7	12	1.0	4	0	0	1	4	1	12	1.0		
21	KIRKWOOD, Chase	2-0	01:46	0.9	0-0	.000	0-0	.000	2-2	1.000	0	1	1	0.5	0	0	0	0	0	0	2	1.0		
44	TOLENTINO, Sage	2-0	01:46	0.9	0-0	.000	0-0	.000	0-0	.000	0	0	0	0.0	2	0	0	0	1	0	0	0.0		
11	ANTHONY, C.J.	3-0	02:56	1.0	0-0	.000	0-0	.000	0-0	.000	0	0	0	0.0	0	0	1	1	0	0	0	0.0		
Team											30	19	49					14						
Total		18	3650		466-1070	.436	111-375	.296	209-303	.690	231	431	662	36.8	288	8	236	242	81	127	1252	69.6		
Opponents		18	3650		441-1031	.428	123-345	.357	242-322	.752	185	398	583	32.4	285	5	237	227	55	139	1247	69.3		

Team Statistics

	UC	OPP
Scoring	1252	1247
Points per game	69.6	69.3
Scoring margin	+0.3	-
Field goals-att	466-1070	441-1031
Field goal pct	.436	.428
3 point fg-att	111-375	123-345
3-point FG pct	.296	.357
3-pt FG made per game	6.2	6.8
Free throws-att	209-303	242-322
Free throw pct	.690	.752
F-Throws made per game	11.6	13.4
Rebounds	662	583
Rebounds per game	36.8	32.4
Rebounding margin	+4.4	-
Assists	236	237
Assists per game	13.1	13.2
Turnovers	242	227
Turnovers per game	13.4	12.6
Turnover margin	-0.8	-
Assist/turnover ratio	1.0	1.0
Steals	127	139
Steals per game	7.1	7.7
Blocks	81	55
Blocks per game	4.5	3.1
Winning streak	1	-
Home win streak	2	-
Attendance	105297	94316
Home games-Avg/Game	9-11700	9-10480
Neutral site-Avg/Game	-	0-0

Team Results

Date	Opponent		Score	Att.
01/06/2024	at BYU	W	71-60	16879
01/09/2024	Texas	L	73-74	11014
01/13/2024	at Baylor	L	59-62	7500
01/16/2024	TCU	Wot	81-77	10314
01/20/2024	Oklahoma	L	65-69	12406
01/22/2024	at Kansas	L	69-74	16300
01/27/2024	UCF	W	68-57	12112
01/31/2024	at West Virginia	L	65-69	10349
02/03/2024	at Texas Tech	W	75-72	15098
02/10/2024	Houston	L	62-67	12715
02/13/2024	Iowa St.	L	59-68	11819
02/17/2024	at UCF	W	76-74	8624
02/21/2024	Oklahoma St.	L	76-80	11029
02/24/2024	at TCU	L	57-75	6090
02/27/2024	at Houston	L	59-67	7352
03/02/2024	Kansas St.	W	74-72	11974
03/05/2024	at Oklahoma	Lot	71-74	6124
03/09/2024	West Virginia	W	92-56	11914