



CINCINNATI



2019 AMERICAN ATHLETIC CONFERENCE TOURNAMENT CHAMPIONS

UC ATHLETICS COMMUNICATIONS 2751 O'VARSITY WAY SUITE 860 CINCINNATI, OHIO 45221-0021 // GOBEARCATS.COM

2019 SCHEDULE

DATE	OPPONENT	LOCATION	TIME/RESULT
Feb. 15	Florida Atlantic	Boca Raton, Fla.	L, 0-9
Feb. 16	Florida Atlantic	Boca Raton, Fla.	L, 7-8 (11)
Feb. 17	Florida Atlantic	Boca Raton, Fla.	L, 3-5
Feb. 22	Houston Baptist	Houston, Texas	L, 4-5
Feb. 23	Houston Baptist	Houston, Texas	L, 1-2
Feb. 24	Houston Baptist	Houston, Texas	W, 5-4 (12)
Feb. 26	Indiana	Bloomington, Ind.	L, 1-7
March 1	Auburn	Auburn, Ala.	L, 0-5
March 2	Auburn	Auburn, Ala.	L, 0-5
March 3	Auburn	Auburn, Ala.	L, 9-5
March 10	BOWLING GREEN	MSS	W, 4-3 (10)
March 10	BOWLING GREEN	MSS	W, 4-3
March 11	BOWLING GREEN	MSS	W, 4-3
March 12	WRIGHT STATE	MSS	L, 3-8
March 13	INDIANA	MSS	W, 7-5
March 15	NIAGARA	MSS	L, 1-2
March 16	NIAGARA	MSS	W, 5-0
March 17	NIAGARA	MSS	L, 7-8
March 19	Wright State	Dayton, Ohio	L, 4-10
March 22	USF*	Tampa, Fla.	L, 2-4
March 23	USF*	Tampa, Fla.	W, 6-5
March 24	USF*	Tampa, Fla.	W, 4-1
March 27	NKU	MSS	W, 14-6
March 29	TULANE*	MSS	L, 4-19
March 29	TULANE*	MSS	L, 1-8
March 31	TULANE*	MSS	W, 7-6
April 3	Ohio State	Columbus, Ohio	W, 9-5
April 5	UConn*	Storrs, Conn.	W, 5-4
April 6	UConn*	Hartford, Conn.	L, 1-5
April 7	UConn*	Hartford, Conn.	W, 10-4
April 9	XAVIER%	MSS	W, 2-1
April 10	MIAMI%	MSS	L, 8-12 (11)
April 12	UCF*	MSS	L, 0-15 (8)
April 13	UCF*	MSS	W, 8-3
April 13	UCF*	MSS	W, 7-6
April 16	MIAMI	MSS	W, 15-5
April 18	Houston*	Houston, Texas	W, 3-2
April 19	Houston*	Houston, Texas	L, 1-3
April 20	Houston*	Houston, Texas	L, 4-8
April 23	LOUISVILLE	MSS	L, 0-12
April 24	EKU	MSS	W, 5-2
April 26	WICHITA STATE*	MSS	W, 5-1
April 27	WICHITA STATE*	MSS	W, 11-9
April 28	WICHITA STATE*	MSS	W, 10-4
May 3	ECU*	MSS	L, 9-4
May 3	ECU*	MSS	L, 3-6
May 5	ECU*	MSS	L, 2-6
May 7	Miami	Oxford, Ohio	L, 6-7 (10)
May 10	Memphis*	Memphis, Tenn.	W, 7-4
May 11	Memphis*	Memphis, Tenn.	L, 4-11
May 12	Memphis*	Memphis, Tenn.	W, 4-2
May 14	NKU	MSS	W, 6-5
May 16	XAVIER	MSS	L, 2-11
May 17	Xavier	Mason, Ohio	W, 10-4
May 18	Xavier	Cincinnati, Ohio	L, 2-10
May 21	#7 Memphis+	Clearwater, Fla.	W, 11-6
May 23	#3 Tulane+	Clearwater, Fla.	W, 8-6
May 25	#6 UCF+	Clearwater, Fla.	W, 10-6
May 26	#4 UConn+	Clearwater, Fla.	W, 22-5
May 31	#16 Oregon State^	Corvallis, Ore.	10 pm

All times EST • Home games in CAPS

MSS = Marge Schott Stadium

% = Joe Nuxhall Classic

* = American Athletic Conference game

+ = AAC Tournament game

^ = NCAA Regional

GAMES 60-?

NCAA CORVALLIS REGIONAL



CINCINNATI BEARCATS

2019 Record: 30-29, 13-11 American
 Head Coach: Scott Googins
 Record at UC: 59-57 (2nd)
 Career Record: 399-414

Goss Stadium • Corvallis, Ore.

Friday, May 31 - Monday, June 3



TOURNAMENT INFORMATION

Live Stats: OSUBeavers.com
 Watch: ESPN/ESPN3
 Tournament Record: 4-9
 Last game: L 6-1, 5/24/74

REGIONAL SEEDS

#1 Oregon State 36-18-1
 #2 Creighton 38-11
 #3 Michigan 41-18
 #4 Cincinnati 30-29

PROJECTED STARTING LINEUP

NO.	NAME (B/T)	POS.	HT.	WT.	YR.	HOMETOWN	AVG.	GP-GS	RUNS	HITS	RBI	SB
23	Mitch Holding (R/R)	C	6-0	230	Jr.	Melbourne, Aus.	.202	41-34	17	21	21	1
38	Cole Murphy (L/R)	1B	6-	230	Sr.	Cincinnati, Ohio	.228	45-35	18	31	19	1
3	Jace Mercer (B/R)	2B	5-10	185	Jr.	Johns Creek, Ga.	.261	53-53	40	53	25	20
2	Joey Bellini (R/R)	SS	6-2	190	Jr.	Winter Park, Fla.	.302	52-50	34	62	26	2
10	Eric Santiago (R/R)	3B	6-1	190	Jr.	Bethlehem, Pa.	.249	58-57	31	53	20	11
26	Joey Wiemer (R/R)	LF	6-5	215	So.	Temperance, Mich.	.263	59-59	40	60	27	21
0	Jeremy Johnson (R/R)CF	5-10	180	R-Jr.	Suwanee, Ga.	.272	59-59	25	53	20	19	
22	AJ Bumpass (L/R)	RF	6-3	195	Sr.	Rougemont, N.C.	.280	57-56	40	58	41	6
14	Wyatt Stapp (L/R)	3B	6-1	205	So.	Keller, Texas	.297	57-56	34	66	35	1

* based on previous games

NCAA TOURNAMENT HISTORY

- » UC makes its first NCAA postseason appearance since 1974 and its sixth in program history this week
- » The Bearcats hold a 4-9 record in five NCAA Tournament appearances
- » In 1974 the Bearcats went to what was then referred to as the District 4 Baseball Championships where they fell 3-0 to Miami (Ohio) and 6-1 to Southern Illinois to end the season
- » UC's first NCAA appearance was in 1956 when they lost 8-6 to Ohio
- » The team made it in 1961 and won its first game, taking down host Michigan 3-1 before falling 8-1 to Western Michigan and 2-1 to Michigan
- » In 1967 the Bearcats played three games against Oklahoma State, losing 4-0, winning 3-2 and losing 1-0
- » UC's fourth NCAA qualification was in 1971. That year it won the first two games, 8-7 at Michigan State and 11-10 versus Southern Illinois, before losing the next two games to Southern Illinois by scores of 6-2 and 10-7

REGIONAL SCHEDULE

FRIDAY, MAY 31		
GAME 1:	#2 Creighton vs #3 Michigan	4 pm EST ESPN3
GAME 2:	#1 Oregon State vs #4 Cincinnati	10 pm EST ESPN3
SATURDAY, JUNE 1		
GAME 3:	Loser Game 1 vs Loser Game 2	4 pm EST TBA
GAME 4:	Winner Game 1 vs Winner Game 2	10 pm EST TBA
SUNDAY, JUNE 2		
GAME 5:	Winner Game 3 vs Loser Game 4	3 pm EST TBA
GAME 6:	Winner Game 4 vs Winner Game 5	9 pm EST TBA
MONDAY, JUNE 3 (if necessary)		
GAME 7:	Winner Game 6 vs Loser Game 6	10 pm EST TBA

*regional is double elimination format

**winner advances to Super Regional

SPORTS COMMUNICATIONS

Associate Director/Baseball Contact:
 Mollie Radzinski
 O: 513.556.0667 • C: 585.520.1487
 mollie.radzinski@uc.edu

2019 NUMERICAL ROSTER

No.	Name	Pos.	Ht.	Wt.	Class	Hometown / Last School
0	Jeremy Johnson	OF	5-10	180	R-Jr.	Suwanee, Ga. / Auburn
2	Joey Bellini	INF	6-2	190	Jr.	Winter Park, Fla. / St. John's River State College
3	Jace Mercer	INF	5-10	185	Jr.	Johns Creek, Ga. / Johns Creek
4	Nate Meyer	INF	6-1	195	Fr.	Dublin, Ohio / Bishop Watterson
5	Chase Stewart	RHP	5-11	175	Jr.	Abbotsford, B.C., Canada / North Iowa Area C.C.
6	Evan Shawver	LHP	6-0	175	Fr.	Amherst, Ohio / Amherst Steele
8	Griffin Merritt	INF	6-2	205	Fr.	Cincinnati, Ohio / La Salle
10	Eric Santiago	INF	6-1	190	Jr.	Bethlehem, Pa. / Notre Dame Green Pond
11	Garrett Schoenle	LHP	6-5	185	So.	Fort Wayne, Ind. / Northrop
14	Wyatt Stapp	INF	6-1	205	So.	Keller, Texas / Tennessee
16	Dondrae Bremner	INF	6-2	195	So.	Toronto, Ontario, Canada / Bill Crothers Secondary
17	Nick Murray	RHP	6-6	220	Fr.	Tyngsboro, Mass. / St. Mark's School
18	Andrew Noelker	RHP	6-4	160	Fr.	Hamilton, Ohio / Hamilton Badin
19	Drake Batcho	LHP	6-4	215	Fr.	Warren, Ohio / Champion
20	Mike McDonough	LHP	6-0	195	So.	Columbiana, Ohio / Sinclair C.C.
21	JP Bitzenhofer	C	6-3	200	R-So.	West Chester, Ohio / Dyersburg Community College
22	A.J. Bumpass	OF	6-3	195	Sr.	Rougemont, N.C. / Northern
23	Mitch Holding	C	6-0	230	Jr.	Melbourne, Australia / Odessa C.C.
24	Sean McLaughlin	INF	6-1	220	Fr.	Hendersonville, Tenn. / Knights Academy
25	Jalen Wade	RHP	6-4	215	So.	West Chester, Pa. / Malvern Prep
26	Joey Wiemer	OF	6-5	215	So.	Temperance, Mich. / Bedford
27	Josh Wooten	C	5-11	200	Jr.	Carmel, Ind. / North Central
28	Brennan Dolwick	LHP	6-3	205	Fr.	Lake Mills, Wis. / Lake Mills
30	Cal Jarrett	RHP	6-1	205	Sr.	Dixon, Ill. / Dixon
31	Nathan Moore	RHP	6-1	205	Jr.	Columbus, Ohio / Bishop Hartley
32	Isaac Olson	RHP	6-6	210	Jr.	Glendale, Mo. / Chaminade College Prep
34	A.J. Kullman	RHP	6-8	225	Sr.	Powell, Ohio / Olentangy Liberty
35	Mason DeAnna	C	5-11	175	Sr.	Cleveland, Ohio / St. Edward
38	Cole Murphy	INF	6-6	230	Sr.	Cincinnati, Ohio / Walnut Hills
41	Clayton Colvin	RHP	6-4	205	Sr.	Dublin, Ohio / Dublin Jerome
42	Korren Thompson	LHP	6-5	230	Jr.	Hamilton, Ohio / Wabash Valley C.C.
46	David Orndorff	RHP	6-4	205	R-Sr.	Pasadena, Calif. / Pasaden Polytechnic
47	Tanner Schimmoeller	RHP	6-6	230	R-Sr.	Ottawa, Ohio / Ottawa-Glandorf
48	Jackson Murphy	RHP	6-2	205	Fr.	Cincinnati, Ohio / IMG Academy
49	Nathan Kroger	RHP	6-3	225	Jr.	Loveland, Ohio / Milford

COACHING STAFF

- 7 Scott Googins - Head Coach (2nd Season)
- 13 JD Heilmann - Assistant Coach (5th Season)
- 9 Kyle Sprague - Assistant Coach (2nd Season)
- 15 Tony Maccani - Volunteer Assistant (2nd Season)

SUPPORT STAFF

- Andy Nagel - Director of Baseball Operations
- Phil Montano - Athletic Trainer
- Jeff Hericks - Equipment Manager
- Orlando Smith - Strength & Conditioning Coach

PRONUNCIATION GUIDE

Noelker	NOLE-ker
Schimmoeller	SHIM-ler
Schoenle	SHANE-lee
Wiemer	WEE-mer
Maccani	ma-CON-ee

ROSTER BY POSITION

RHP	13
INF	9
LHP	6
OF	4
C	4

ROSTER BY CLASS

Freshmen	9
Redshirt Freshmen	0
Sophomores	6
Redshirt Sophomores	1
Juniors	10
Redshirt Junior	1
Seniors	6
Redshirt Seniors	2

ROSTER BY STATE


Ohio	16
Illinois	1
Indiana	2
Pennsylvania	2
California	1
Florida	1
Georgia	1
Michigan	1
Missouri	1
North Carolina	1
Tennessee	1
Texas	1
International	3

2019 ALPHABETICAL ROSTER

No.	Name	Pos.	Ht.	Wt.	B/T	Class	Hometown / Last School
19	Drake Batcho	LHP	6-4	215	Fr.		Warren, Ohio / Champion
2	Joey Bellini	INF	6-2	190	Jr.		Winter Park, Fla. / St. John's River State College
21	JP Bitzenhofer	C	6-3	200	R-So.		West Chester, Ohio / Dyersburg Community College
16	Dondrae Bremner	INF	6-2	195	So.		Toronto, Ontario, Canada / Bill Crothers Secondary
22	A.J. Bumpass	OF	6-3	195	Sr.		Rougemont, N.C. / Northern
41	Clayton Colvin	RHP	6-4	205	Sr.		Dublin, Ohio / Dublin Jerome
35	Mason DeAnna	C	5-11	175	Sr.		Cleveland, Ohio / St. Edward
28	Brennan Dolwick	LHP	6-3	205	Fr.		Lake Mills, Wis. / Lake Mills
23	Mitch Holding	C	6-0	230	Jr.		Melbourne, Australia / Odessa C.C.
30	Cal Jarrett	RHP	6-1	205	Sr.		Dixon, Ill. / Dixon
0	Jeremy Johnson	OF	5-10	180	R-Jr.		Suwanee, Ga. / Auburn
49	Nathan Kroger	RHP	6-3	225	Jr.		Loveland, Ohio / Milford
34	A.J. Kullman	RHP	6-8	225	Sr.		Powell, Ohio / Olentangy Liberty
20	Mike McDonough	LHP	6-0	195	So.		Columbiana, Ohio / Sinclair C.C.
24	Sean McLaughlin	INF	6-1	220	Fr.		Hendersonville, Tenn. / Knights Academy
3	Jace Mercer	INF	5-10	185	Jr.		Johns Creek, Ga. / Johns Creek
8	Griffin Merritt	INF	6-2	205	Fr.		Cincinnati, Ohio / La Salle
4	Nate Meyer	INF	6-1	195	Fr.		Dublin, Ohio / Bishop Watterson
31	Nathan Moore	RHP	6-1	205	Jr.		Columbus, Ohio / Bishop Hartley
38	Cole Murphy	INF	6-6	230	Sr.		Cincinnati, Ohio / Walnut Hills
48	Jackson Murphy	RHP	6-2	205	Fr.		Cincinnati, Ohio / IMG Academy
17	Nick Murray	RHP	6-6	220	Fr.		Tyngsboro, Mass. / St. Mark's School
18	Andrew Noelker	RHP	6-4	160	Fr.		Hamilton, Ohio / Hamilton Badin
32	Isaac Olson	RHP	6-6	210	Jr.		Glendale, Mo. / Chaminade College Prep
46	David Orndorff	RHP	6-4	205	R-Sr.		Pasadena, Calif. / Pasaden Polytechnic
10	Eric Santiago	INF	6-1	190	Jr.		Bethlehem, Pa. / Notre Dame Green Pond
47	Tanner Schimmoeller	RHP	6-6	230	R-Sr.		Ottawa, Ohio / Ottawa-Glandorf
11	Garrett Schoenle	LHP	6-5	185	So.		Fort Wayne, Ind. / Northrop
6	Evan Shawver	LHP	6-0	175	Fr.		Amherst, Ohio / Amherst Steele
14	Wyatt Stapp	INF	6-1	205	So.		Keller, Texas / Tennessee
5	Chase Stewart	RHP	5-11	175	Jr.		Abbotsford, B.C., Canada / North Iowa Area C.C.
42	Korren Thompson	LHP	6-5	230	Jr.		Hamilton, Ohio / Wabash Valley C.C.
25	Jalen Wade	RHP	6-4	215	So.		West Chester, Pa. / Malvern Prep
26	Joey Wiemer	OF	6-5	215	So.		Temperance, Mich. / Bedford
27	Josh Wooten	C	5-11	200	Jr.		Carmel, Ind. / North Central



JEREMY JOHNSON
OF • R/R • SUWANEE, GA.



JOEY BELLINI
SS • R/R • WINTER PARK, FLA.



JACE MERCER
INF • B/R • JOHNS CREEK, GA.




NATE MEYER
INF • R/R • DUBLIN, OHIO




CHASE STEWART
RHP • R/R • ABBOTSFORD, B.C., CANADA



EVAN SHAWVER
LHP • R/L • AMHERST, OHIO



GRIFFIN MERRITT
INF • R/R • CINCINNATI, OHIO



ERIC SANTIAGO
INF • R/R • BETHLEHEM, PA.



GARRETT SCHOENLE
LHP • L/L • FORT WAYNE, IND.



WYATT STAPP
INF • L/R • KELLER, TEXAS




DONDRAE BREMNER
INF • L/R • TORONTO, ONT., CANADA



NICK MURRAY
RHP • R/R • TYNGSBORO, MASS.



ANDREW NOELKER
RHP • R/R • HAMILTON, OHIO



DRAKE BATCHO
LHP • L/L • WARREN, OHIO



MIKE MCDONOUGH
LHP • L/L • COLUMBIANA, OHIO



JP BITZENHOFER
C • R/R • WEST CHESTER, OHIO



AJ BUMPASS
OF • L/R • ROUGE MONT, N.C.



MITCH HOLDING
C • R/R • MELBOURNE, AUSTRALIA



SEAN MCLAUGHLIN
INF • R/R • HENDERSONVILLE, TENN.



JALEN WADE
RHP • R/R • WEST CHESTER, PA.




JOEY WIEMER
OF • R/R • TEMPERANCE, MICH.



JOSH WOOTEN
C • R/RT • CARMEL, IND.



BRENNAN DOLWICK
LHP • L/L • LAKE MILLS, WIS.



CAL JARRETT
RHP • R/R • DIXON, ILL.



NATHAN MOORE
RHP • R/R • COLUMBUS, OHIO



ISAAC OLSON
RHP • R/R • GLENDALE, MO.



AJ KULLMAN
RHP • R/R • POWELL, OHIO



MASON DEANNA
C • R/R • CLEVELAND, OHIO




JACK EYINK
OF • R/R • CLEVELAND, OHIO



COLE MURPHY
INF • L/R • CINCINNATI, OHIO



CLAYTON COLVIN
RHP • R/R • DUBLIN, OHIO



KORREN THOMPSON
LHP • L/L • HAMILTON, OHIO



DAVID ORNDORFF
RHP • R/R • PASADENA, CALIF.



TANNER SCHIMMOLLER
RHP • R/R • OTTAWA, OHIO



JACKSON MURPHY
RHP • R/R • CINCINNATI, OHIO



NATHAN KROGER
RHP • R/R • LOVELAND, OHIO



SCOTT GOOGINS
HEAD COACH



JD HEILMANN
ASSISTANT COACH



KYLE SPRAGUE
ASSISTANT COACH



TONY MACCANI
VOLUNTEER ASSISTANT COACH

THE AMERICAN STANDINGS

	AAC	OVERALL
1. ECU [^]	20-4	43-15
2. Cincinnati ^{+^}	13-11	30-29
3. Tulane	12-11	32-26
4. UConn [^]	12-12	36-23
5. Houston	12-12	32-24
6. UCF	11-13	36-22
7. Memphis	10-13	27-28
8. Wichita State	9-15	28-31
9. USF	8-16	26-27

^{*}through 5/26

⁺AAC Tournament Champion

[^]NCAA Regional qualifier

CONFERENCE WEEKLY HONORS

Player/Pitcher of the Week
Garrett Schoenle - March 25

American Weekly Honor Roll

Wyatt Stapp - March 11
Aj Kullman - April 8
Joey Bellini - April 12
Jeremy Johnson - April 22
Nick Murray - April 29
May 13 - Korren Thompson

AMERICAN RANKINGS (TOP 10)

TRIPLES

AJ Bumpass..... T-1st (5)
Dondrae Bremner.....T-6th (3)

STOLEN BASES

Joey Wiemer.....2nd (21)
Jace Mercer..... 3rd (20)
Jeremy Johnson.....4th (19)

SAVES

Korren Thompson.....2nd (12)

NCAA RANKINGS (TOP 50)

TEAM

Double Plays7th (56)
Double Plays Per Game18th (.95)
Fielding Percentage..... 21st (.978)
Stolen Bases..... 43rd (87)
Triple Plays..... 1st (1)

INDIVIDUAL

Saves
Korren Thompson.....20th (12)
Triples
AJ Bumpass.....36th (5)

2019 RECORD BREAKDOWN

Total.....	30-29
Conference.....	13-11
Non-Conference.....	17-18
Home.....	16-12
Away.....	9-16
Neutral.....	5-1
Day.....	22-17
Night.....	8-12
1-Run games.....	11-6
2-Run games.....	3-3
5+ Run games.....	9-14
Extra inning games.....	2-3
Shutouts.....	1-5
Scoring 0-2 runs.....	1-15
Scoring 3-5 runs.....	11-10
Scoring 6-9 runs.....	9-4
Scoring 10+ runs.....	9-0
Opponent scores 0-2 runs.....	7-2
Opponent scores 3-5 runs.....	17-7
Opponent scores 6-9 runs.....	6-12
Opponent scores 10+ runs.....	0-8
Scoring first.....	15-9
Opponent scores first.....	15-20
Leading after 6 innings.....	24-2
Trailing after 6 innings.....	4-25
Tied after 6 innings.....	2-2
Leading after 7 innings.....	24-2
Trailing after 7 innings.....	2-25
Tied after 7 innings.....	4-2
Leading after 8 innings.....	27-0
Trailing after 8 innings.....	3-24
Tied after 8 innings.....	0-4
Hitting 0 homeruns.....	13-23
Hitting 1 homerun.....	11-4
Hitting 2+ homeruns.....	6-2
Opponents hit 0 homeruns.....	16-12
Opponents hit 1 homerun.....	10-12
Opponents hit 2+ homeruns.....	4-5
Making 0 errors.....	16-13
Making 1 error.....	9-8
Making 2+ errors.....	5-8
Opponent makes 0 errors.....	8-9
Opponent makes 1 error.....	12-12
Opponent makes 2+ errors.....	10-8
UC has more hits.....	24-5
Opponent has more hits.....	4-21
Hits are tied.....	2-3
vs. Ranked opponents.....	2-8
Three-game series.....	19-23
Three-game conference series.....	13-11
Three-game series sweeps.....	6-9
Three-game conference series sweeps.....	3-3
Four-game series.....	0-0
Four-game series sweeps.....	0-0
Games in February.....	1-6
Games in March.....	9-10
Games in April.....	12-6
Games in May.....	8-6
Games on Sunday.....	9-3
Games on Monday.....	1-0
Games on Tuesday.....	4-5
Games on Wednesday.....	4-1
Games on Thursday.....	2-1
Games on Friday.....	4-11
Games on Saturday.....	6-9
Longest winning streak.....	4
Longest losing streak.....	5

SCORE BY INNING

Inning	UC	Opp.
1st	25	37
2nd	37	50
3rd	44	38
4th	30	42
5th	42	52
6th	43	38
7th	29	30
8th	27	37
9th	26	17
10th	1	1
11th	0	5
12th	1	0

SEASON GAME HIGHS - TEAM

Hitting

At bats..... 50, vs Miami 4/10
Runs..... 22, vs UConn 5/26
Hits..... 24, vs UConn 5/26
RBIs..... 20, vs UConn 5/26
Walks..... 11, vs Miami 4/16
Strikeouts..... 18, vs Miami 4/10
Doubles..... 5, vs Xavier 5/17
Triples..... 3, twice
Homeruns..... 4, vs UConn 5/26
Total bases..... 39, vs UConn 5/26
Hit by pitch..... 5, vs NKU 3/27
Stolen bases..... 6, at USF 3/24

Fielding

Putouts..... 36, at HBU 2/24
Assists..... 15, three times
Errors..... 3, three times
Double plays turned..... 4, twice

Pitching

Innings pitched..... 12.0, at HBU 2/24
Runs allowed..... 19, vs Tulane 3/29
Earned runs allowed..... 15, vs UCF 4/12
Walks allowed..... 14, vs Tulane 3/31
Hits allowed..... 17, twice
Strikeouts..... 13, three times

SEASON GAME HIGHS - IND.

Hitting

At bats..... 7, three times
Runs..... 4, Wiemer vs Miami 4/16
Hits..... 5, Mercer vs UConn 5/26
RBI..... 5, Bremner vs Indiana 3/13
Walks..... 3, seven times
Doubles..... 2, three times
Triples..... 2, Bumpass vs Miami 4/10
Homeruns..... 1, thirty-three times
Total bases..... 9, Mercer vs UConn 5/26
Strikeouts..... 4, three times
Hit by pitch..... 2, four times
Stolen bases..... 4, Wiemer vs ECU 4/24

Fielding

Putouts..... 13, Murphy at #22 UConn 4/5
Assists..... 7, Mercer at #22 UConn 4/5
Errors..... 2, twice

Pitching

Innings pitched..... 8.1, Schoenle at USF 3/24
Runs allowed..... 9, Kullman vs Tulane 3/29
Earned runs allowed..... 8, three times
Walks allowed..... 7, twice
Hits allowed..... 8, three times
Strikeouts..... 12, twice

RECORD-BREAKING SEASON

// TEAM SINGLE SEASON RECORDS

- » Two more putouts would tie the program record (currently sitting at 1,569, record is 1,571 set in 2000)
- » Currently second highest fielding percentage (.978, highest is .982 set in 2017)
- » Will break the innings pitched record this week (currently at 523.0, record is 523.2 set in 2000)
- » Tied for saves (16)
- » Strikeouts (currently at 470, previous record was 400 set in 1999)
- » Turned the fourth triple play in school history this season (8-6-3, Santiago-Bellini-Murphy at Miami on May 7; third consecutive season the team has turned a triple play)

// AMERICAN ATHLETIC CONFERENCE TOURNAMENT RECORDS

- » Most runs, RBI and hits in a tournament (51, 47 and 60, respectively)
- » Homeruns in a tournament and homeruns in a single game (7 and 4 against UConn in championship)
- » Largest margin of victory in any tournament game (17 runs [22-5] versus UConn in championship game)
- » Tied the most hits in a tournament game (24 against UConn in championship)

// INDIVIDUAL UC CAREER TOP TEN

- » A.J. Bumpass: 1st in triples (14)
- » Korren Thompson: tied for 5th in saves (12, with Shannon Morgan [1995-97])
- » David Orndorff: 9th in appearances (78), 8th in starts (38), tied for 4th in saves (13, with Joe Byrne [1982-1985]) and 5th in innings pitched (255.1)
- » A.J. Kullman: tied for 7th in appearances (82, with Keith Phillips [1992-95]) and tied for 8th in saves (8 with Pat Murphy [1988-91])

// INDIVIDUAL UC SINGLE SEASON TOP TEN

- » Joey Wiemer: tied for 8th in games played (59)
- » Jeremy Johnson: tied for 8th in games played (59) and tied for 9th in hit by pitch (12)
**record is 60 held by 7 different players; both Wiemer and Johnson will break record this week*
- » A.J. Bumpass: tied for 7th in triples (5)

THE ROAD TO REGIONALS

- » UC had never won a game in the American Athletic Conference Tournament before the 2019 season, going 0-10 in the first five years of the event
- » By going 13-11 in conference play, the Bearcats earned the No. 2 seed, its highest seed ever in the AAC Tournament and the highest conference tournament seed since they were also the No. 2 in 2008 as a member of the Big East
- » 2008 was also the previous season that UC had won a conference tournament game
- » In 2008 the Bearcats won their first three games before falling in the championship game 6-3 to Louisville
- » UC was 0-17 from that championship game until the start of this year's conference tournament in postseason games
- » The Bearcats were selected to finish 8th out of nine teams in the AAC preseason coaches poll
- » UC earned its first postseason victory in more than a decade with a 11-6 win over No. 7 Memphis to start tournament action
- » The Bearcats then faced No. 3 Tulane, beating them 8-4. The Green Wave had swept UC in the regular-season weekend series this year
- » In semifinal action, UC took down No. 6 UCF 10-6
- » The Bearcats secured the conference tournament championship with a 22-5 thumping of UConn in the title game on Sunday
- » Both ECU and UConn earned at-large bids into the NCAA Tournament with ECU being tabbed a national seed and regional host
- » UCF and Houston were considered bubble teams and were named two of the last four out
- » Eleven different Bearcats got a hit in the four days of the tournament despite the same eight batters starting in the lineup all four games
- » While just hitting at just a .247 clip entering the postseason, UC batted an impressive .390 in the AAC Tournament with nine doubles, one triple and seven homeruns
- » The Bearcats slugged .597 and posted a .469 on-base percentage
- » A.J. Bumpass was named the Most Outstanding Player after he hit .643 with a triple, two homeruns and seven RBI
- » Mitch Holding, Joey Bellini, Jace Mercer, Jeremy Johnson and Wyatt Stapp were also named to the AAC All-Tournament Team

AAC TOURNAMENT STATS

Hitting	
Avg.....	390
At-bats.....	154
Runs.....	51
Hits.....	60
Doubles.....	9
Triples.....	1
Homeruns.....	7
RBI.....	47
Total Bases.....	92
Slugging %.....	.597
Walks.....	22
HBP.....	2
Strikeouts.....	22
On-base %.....	.469
Stolen Bases/Attempts.....	1-4
Fielding	
Putouts.....	108
Assists.....	22
Errors.....	2
Fielding %.....	.985
Pitching	
ERA.....	5.00
Saves.....	3
Innings Pitched.....	36.0
Hits.....	35
Runs.....	21
Earned runs.....	20
Walks.....	29
Strikeouts.....	30
Opposing Avg.....	.246

STARTERS BREAKDOWN

Player	GS	Position											Batting Order										
		p	c	1b	2b	3b	ss	lf	cf	rf	of	dh	1st	2nd	3rd	4th	5th	6th	7th	8th	9th		
26 WIEMER, Joey	59	58	.	1	17	42		
0 JOHNSON, Jere	59	59	1	10	.	.	3	3	.	1	41
10 SANTIAGO, Eri	57	.	.	5	.	52	23	.	.	.	5	4	13	6	6
14 STAPP, Wyatt	56	.	.	.	5	4	47	.	.	42	7	6	1	.	.	.
22 BUMPASS, AJ	56	56	.	.	.	4	.	.	13	24	14	1	.
3 MERCER, Jace	53	.	.	.	53	35	8	9	1	.
2 BELLINI, Joey	50	.	.	.	1	49	45	.	.	1	1	2	1	.
38 MURPHY, Cole	35	.	.	30	5	.	.	.	7	7	1	7	13	.
23 HOLDING, Mitc	34	.	33	1	.	.	.	3	16	2	3	10	.
8 MERRITT, Griffi	26	.	.	24	2	4	12	7	3	.
35 DEANNA, Maso	25	.	25	18	7
16 BREMNER, Don	13	3	10	3	.	.	2	.	2	4	5
11 SCHOENLE, Ga	12	12
46 ORNDORFF, Da	10	10
34 KULLMAN, AJ	9	9
6 SHAWVER, Eva	9	9
19 BATCHO, Drak	6	6
49 KROGER, Nath	5	5
41 COLVIN, Clayt	5	5
24 MCLAUGHLIN,	3	3	2	1	.	.	.
4 MEYER, Nate	3	1	.	2	2	1	.
18 NOELKER, And	1	1
32 OLSON, Isaac	1	1
27 WOOTEN, Josh	1	1	1	.	.	.
17 MURRAY, Nick	1	1
21 BITZENHOFER,	1	.	1	1	.	.	.

STREAKS AND MULTIS

Multiple Hit Games						Multiple RBI Games					
	2	3	4	5+	Total		2	3	4	5+	Total
14 STAPP, Wyatt	15	2	2	-	19	22 BUMPASS, AJ	8	3	1	-	12
26 WIEMER, Joey	12	6	-	-	18	14 STAPP, Wyatt	7	2	-	-	9
2 BELLINI, Joey	10	6	1	-	17	26 WIEMER, Joey	6	2	-	-	8
0 JOHNSON, Jeremy	14	2	-	-	16	3 MERCER, Jace	4	-	2	-	6
22 BUMPASS, AJ	11	2	1	-	14	38 MURPHY, Cole	5	-	-	-	5
3 MERCER, Jace	10	1	1	1	13	2 BELLINI, Joey	4	-	1	-	5
10 SANTIAGO, Eric	7	5	-	-	12	23 HOLDING, Mitch	-	2	2	-	4
38 MURPHY, Cole	7	1	-	-	8	0 JOHNSON, Jeremy	1	2	-	-	3
8 MERRITT, Griffin	3	1	-	-	4	10 SANTIAGO, Eric	2	-	-	-	2
23 HOLDING, Mitch	2	1	-	-	3	16 BREMNER, Dondrae	-	-	-	1	1
16 BREMNER, Dondrae	2	1	-	-	3	4 MEYER, Nate	1	-	-	-	1
35 DEANNA, Mason	2	-	-	-	2	24 MCLAUGHLIN, Sean	1	-	-	-	1
TEAM	95	28	5	1	129	TEAM	39	11	6	1	57

Hitting Streaks		
	Longest	Current
22 BUMPASS, AJ	18	4
14 STAPP, Wyatt	10	4
10 SANTIAGO, Eric	9	2
0 JOHNSON, Jeremy	9	2
2 BELLINI, Joey	8	4
8 MERRITT, Griffin	7	1
3 MERCER, Jace	6	6
26 WIEMER, Joey	5	3
38 MURPHY, Cole	4	2
35 DEANNA, Mason	3	1
23 HOLDING, Mitch	3	1
16 BREMNER, Dondrae	2	-
4 MEYER, Nate	2	-
21 BITZENHOFER, JP	1	1
24 MCLAUGHLIN, Sean	1	-

Reached Base Streaks		
	Longest	Current
10 SANTIAGO, Eric	20	20
22 BUMPASS, AJ	18	4
3 MERCER, Jace	15	15
14 STAPP, Wyatt	15	4
23 HOLDING, Mitch	13	1
0 JOHNSON, Jeremy	13	2
2 BELLINI, Joey	11	4
8 MERRITT, Griffin	9	1
35 DEANNA, Mason	7	1
26 WIEMER, Joey	7	4
38 MURPHY, Cole	4	3
4 MEYER, Nate	2	-
21 BITZENHOFER, JP	2	2
16 BREMNER, Dondrae	2	-
24 MCLAUGHLIN, Sean	1	-

ALL-TIME MLB DRAFT PICKS

Year	Name	Pos.	Rnd.	Team
1965	Billy Wolff	OF	3rd	St. Louis Cardinals
1966	John Meyer	C	36th	New York Mets
1967	John Meyer	C	7th*	Cleveland Indians
1967	John Meyer	C	8th*	Cleveland Indians
1969	David Jakubs	3B	3rd	St. Louis Cardinals
1970	Rick DeFelice	C	23rd	Cincinnati Reds
1972	Denny Nagel	RHP	23rd	Houston Astros
1972	Butch Alberts	3B	28th	Pittsburgh Pirates
1974	Tim Burman	LHP	33rd	Pittsburgh Pirates
1975	Tim Burman	LHP	4th*	Pittsburgh Pirates
1977	Robert Sagers	INF	2nd	Montreal Expos
1977	Brady Baldwin	C	23rd	Atlanta Braves
1977	Jeff Wilson	RHP	28th	Montreal Expos
1978	Skeeter Barnes	2B	16th	Cincinnati Reds
1978	Mark Roush	RHP	25th	Atlanta Braves
1982	James Bettis	OF	10th	Montreal Expos
1984	Lelo Berezo	OF	19th	Cincinnati Reds
1985	Tom Summers	LHP	19th	Cincinnati Reds
1986	Dave Sala	LHP	3rd	St. Louis Cardinals
1988	John Zaksek	OF	14th	Chicago White Sox
1988	Ron Stephens	RHP	37th	Chicago White Sox
1988	Joe Tenhunfeld	OF	42nd	Philadelphia Phillies
1990	George Glinatsis	RHP	49th	Seattle Mariners
1991	George Glinatsis	RHP	32nd	Seattle Mariners
1992	Bill Metzinger	RHP	43rd	Colorado Rockies
1995	Chris Murphy	LHP	40th	Cincinnati Reds
1998	Casey McEvoy	RHP	15th	Cincinnati Reds
2001	Kevin Youkilis	INF	8th	Boston Red Sox
2001	Curtus Moak	LHP	25th	Cincinnati Reds
2001	Chris Hamblen	C	35th	San Francisco Giants
2002	Chris Hamblen	C	13th	Texas Rangers
2005	Mark Haske	INF	23rd	Detroit Tigers
2005	Josh Kay	RHP	31st	Oakland A's
2006	Logan Parker	1B	12th	Cincinnati Reds
2007	John Baird	RHP	24th	Tampa Bay Rays
2008	Josh Harrison	INF	6th	Chicago Cubs
2008	Dan Osterbrock	LHP	7th	Minnesota Twins
2008	Tony Campana	OF	13th	Chicago Cubs
2008	Mike Spina	3B	45th	Minnesota Twins
2009	Mike Spina	3B	11th	Oakland Athletics
2009	Lance Durham	1B	14th	Toronto Blue Jays
2009	Kevin Johnson	RHP	38th	Florida Marlins
2010	Brian Garman	LHP	17th	Milwaukee Brewers
2010	Kevin Johnson	LHP	32nd	Texas Rangers
2011	Dan Jensen	RHP	20th	Cincinnati Reds
2012	Zach Isler	RHP	8th	Chicago White Sox
2012	Jake Proctor	OF	14th	Minnesota Twins
2012	Chris McElroy	RHP	32nd	Cincinnati Reds
2014	Connor Walsh	RHP	12th	Chicago White Sox
2015	Ian Happ	OF	1st	Chicago Cubs
2017	Ryan Noda	INF	15th	Toronto Blue Jays
2017	AJ Bumpass	OF	29th	Cincinnati Reds
2018	Manny Rodriguez	SS	10th	New York Mets
2018	Cam Alldred	LHP	24th	Pittsburgh Pirates
2018	J.T. Perez	LHP	29th	Minnesota Twins

*secondary draft

// BEARCATS BOAST

- » Cincinnati is one of ten teams in Division I that had football reach a bowl game, men's basketball qualify for March Madness and baseball make an NCAA Regional
- » UC joins Arizona State, Auburn, Baylor, Duke, Florida, LSU, Michigan, Mississippi State and Ohio State on that list, making UC the only non-Power 5 to accomplish the feat this year
- » Perhaps even more impressive, there are only three teams that had football make a bowl game, volleyball make the NCAA Tournament, men's basketball make the NCAA Tournament, women's basketball make the postseason and baseball make an NCAA Regional
- » Cincinnati, Baylor and Michigan are the three teams to do so

// UC VS THE REGIONAL FIELD

- » Friday will be the first meeting between UC and Oregon State
- » UC has also never faced Creighton
- » The Bearcats have played Michigan a total of twelve times and have an even 6-6 record against the Wolverines
- » The last meeting was the second game of the 2009 season. UC lost that matchup 6-1 at a neutral site
- » Prior to 2008, Cincinnati and Michigan had not faced each other since 1961

// PLAYER FUN FACTS

- » #2 Joey Bellini: first met the team in Clearwater, Fla., at the 2018 AAC Tournament
- » #3 Jace Mercer: has a pink glove in honor of his grandmother, who battled breast cancer twice
- » #4 Nate Meyer: son of Urban and Shelley Meyer
- » #6 Evan Shawver: good bowler; best game was a 299
- » #10 Eric Santiago: has played every defensive position except pitcher in his Bearcats career. Played center field in the regular-season finale at Great American Ball Park to achieve the feat
- » #17 Nick Murray: huge Boston sports fan. Idolizes Tom Brady
- » #22 AJ Bumpass: very musically talented. Can play a handful of instruments, primarily the saxophone
- » #23 Mitch Holding: played for the Australian National Team this past fall
- » #26 Joey Wiemer: has a full mullet. His homeruns are referred to as #MulletMashes. He had the No. 2 play on SportsCenter earlier this year with a ridiculous slide into second for a stolen base. He then did the same move successfully a few weeks later
- » #31 Nathan Moore: had just one career appearance before this season where he did not record an out. Is now one of our most dependable arms out of the bullpen this season
- » #34 AJ Kullman: nickname is Ice. His glove has light blue webbing and "ICE" embroidered on it. He started the season as our Friday night starter and then has transitioned easily into the bullpen. Great teammate that does whatever is needed
- » #35 Mason DeAnna: one of two team captains this year, voted on by his teammates
- » #38 Cole Murphy: his father Shenan is a UC baseball alumnus and his younger brother Jackson is a freshman pitcher this season. Jackson did not make the travel roster due to injury
- » #41 Clayton Colvin: has been a reliever most of his career and all this season before being moved into the weekend starting role the last few weeks
- » #46 David Orndorff: nicknamed the Rec Spec Assassin and has that embroidered on his glove. Voted as a team captain this year by his teammates. Had Tommy John surgery last season. Missed the first few weeks this year, came back in relief, started a few midweek games then worked to become our weekend ace

NATIONAL BASEBALL HALL OF FAME MEMBERS

Year	Name	Pos.	Team
1964	Miller Huggins	Manager	New York Yankees
1972	Sandy Koufax	LHP	Brooklyn/Los Angeles Dodgers

BEARCATS IN THE PROS

NAME	POS.	TEAM	LEVEL	AFFILIATE
Josh Harrison	INF	Tigers	MLB	National
Ryan Atkinson	RHP	Aces	Triple-A	International
Connor Walsh	RHP	Knights	Triple-A	International
Ian Happ	OF	Cubs	Triple-A	Pacific Coast
Ryan Noda	OF	Blue Jays	A-Advanced	Florida State
Manny Rodriguez	SS	Mets	A-Advanced	Florida State
Cam Alldred	LHP	Grasshoppers	Single-A	South Atlantic
J.T. Perez	RHP	Twins	Rookie	Appalachian
Connor McVey	3B	Timber Rattlers	Single-A	Midwest
Kyle Mottice	INF	Pirates	Rookie	Gulf Coast

// HITTING THE BOOKS

- » UC posted a 3.243 team GPA this past spring semester, continuing its success in the classroom
- » 27 members of the team earned a 3.0 or higher to be named to the Honor Roll
- » 15 student-athletes landed on the Dean's List with a 3.4 or higher
- » Tanner Schimmoeller was the lone TopCat with a perfect 4.0 spring GPA
- » Overall, the athletics department brought in a 3.372 cumulative GPA, a record-breaking mark

THE LAST TIME A BEARCAT...

Hit for the cycle	Anthony Snowell; May 7, 1999 vs. Saint Louis
Hit a grand slam	Jace Mercer, May 26, 2019 vs UConn
Hit a walk-off homerun	Joey Wiemer, April 13, 2019 Game 2 vs UCF
Hit a walk-off base hit	Wyatt Stapp, March 10, 2019 vs BGSU
Walk-off RBI without a hit	bases-loaded HBP; Feb. 24, 2013 vs. Western Carolina
Led off the game with a homerun	Kyle Mottice, February 17, 2018 vs California
Hit back-to-back homeruns	Mercer-Bumpass; May 26, 2019 vs UConn, 7th inning
Hit back-to-back-to-back homeruns	Singer-McMillin-Hinton; April 21, 1999 vs Ohio, 9th inning
Hit two homeruns in a game	Manny Rodriguez; April 15, 2018 at UCF
Hit 3+ homeruns in a game	Cameron Satterwhite; 3; April 17, 2007 vs. Ohio
Hit a homerun in two straight games	A.J. Bumpass; March 22-23, 2019 at USF
Hit a homerun in three straight games	Justin Glass; April 11, 12, 13, 2014 vs. UConn
Hit an inside-the-park homerun	Manny Rodriguez; April 9, 2017 vs Tulane
Hit two doubles in a game	Jace Mercer; May 17, 2019 vs Xavier
Hit three doubles in a game	Logan Parker; May 13, 2006 vs. West Virginia
Hit two triples in a game	A.J. Bumpass; April 10, 2019 vs Miami
Had four hits in a game	A.J. Bumpass; May 21, 2019 vs Memphis
Had five hits in a game	Jace Mercer; May 26, 2019 vs UConn
Had 6+ hits in a game	Logan Parker, 6; May 13, 2006 vs. West Virginia
Had four RBIs	Mitch Holding; May 26, 2019 vs UConn
Had five RBIs	Dondrae Bremner; March 13, 2019 vs Indiana
Had 6+ RBIs	Jace Mercer; May 24, 2017 vs Memphis
Scored three runs	Joey Bellini, Wyatt Stapp, Joey Wiemer, Jace Mercer; May 26, 2019 vs UConn
Scored four runs	Joey Wiemer; April 16, 2019 vs Miami
Scored 5+ runs	LaFringe Hayes, 5; February 19, 2006 at North Carolina A&T
Stole 3+ bases	Joey Wiemer, 4; April 24, 2019 vs ECU
Walked three times	AJ Bumpass; April 16, 2019 vs Miami
Walked four times	Ryan Noda; May 9, 2015 vs. UConn
Had 15+ putouts	Eric Santiago - 1B, 15; April 28, 2018 vs Kansas
Has 20+ putouts	Ryan Noda - 1B, 21; April 12, 2015 vs. Memphis
Had 8+ assists	Manny Rodriguez - SS, 9; April 28, 2017 at UConn
Threw a complete game	J.T. Perez; April 20, 2018 vs #24 UConn
Threw a complete-game shutout	J.T. Perez; April 20, 2018 vs #24 UConn
Threw a complete game in back-to-back appearances	Tristan Hammans; April 14 and 21, 2015 vs. Xavier and Louisville
Two Bearcats threw consecutive complete games	Walker/Walsh; April 9 and 11, 2014, vs. Miami (Ohio) and UConn
Three Bearcats threw consecutive complete games	Orndorff/Zellner/Perez; May 8, 13 and 14, 2016, vs. UCF and Houston
Threw 10 or more strikeouts	Evan Shawver, 12; April 13, 2019 Game 2 vs UCF
Pitched more than 9 innings in a game	B.J. Borsa, 9.2; May 18, 2002 vs. Saint Louis
Struck out four batters in an inning	Tony Cento; May 7, 1999 vs. Saint Louis
Threw a no-hitter	Chris Murphy; April 15, 1995 vs IUPUI

THE LAST TIME CINCINNATI...

Had 15-19 hits	16; April 10, 2019 vs Miami
Had 20+ hits	24; May 26, 2019 vs UConn
Scored 10-14 runs	10; May 25, 2019 vs UCF
Scored 15-19 runs	15; April 16, 2019 vs Miami
Scored 20+ runs	22; May 26, 2019 vs UConn
Scored 10+ runs in one inning	10 runs, 6th inning; March 19, 2006 vs. Oakland
Hit 5+ doubles	5; May 17, 2019 vs Xavier
Hit 3+ triples	3; April 10, 2019 vs Miami
Hit three homeruns	May 18, 2018 vs. USF
Hit four homeruns	May 26, 2019 vs UConn
Hit 5+ homeruns	5; May 9, 2009 vs. West Virginia
Stole five bases	April 24, 2019 vs ECU
Stole six bases	March 24, 2019 at USF
Stole 7+ bases	7; May 18, 2017 at Houston
Played 10 innings	May 7, 2019 at Miami
Played 11 innings	April 10, 2019 vs Miami
Played 12+ innings	12; February 24, 2019 at HBU
Swept a 3-game series	April 26-28 vs Wichita State
Was swept in a 3-game series	May 3-5 vs #8 ECU
Swept a 4-game series	March 11-12, 2016 vs. Canisius
Was swept in a 4-game series	March 18-21, 2015 vs. Nevada
Swept a double-header	April 13, 2019 vs UCF
Was swept in a double-header	May 3, 2019 vs #8 ECU
Turned a triple play	8-6-3; at May 7, 2019 at Miami

2019 QUICK FACTS

GENERAL

Location	Cincinnati, OH 45221
Enrollment	44,338
Nickname	Bearcats
Colors	Red & Black
Conference	The American
Stadium	Marge Schott Stadium (3,085)
Founded	1819
Affiliation	NCAA Division I
President	Neville G. Pinto
Alma Mater, Year	Indian Institute of Technology, '80
Director of Athletics	Mike Bohn
Alma Mater, Year	Kansas, '83
Faculty Representative	Brian Hatch

COACHING STAFF

Head Coach	Scott Googins
Alma Mater	Ohio Wesleyan, '92
Record at UC	59-27 (Second season)
Overall Record	399-414 (13th season)
Assistant Coach	J.D. Heilmann
Alma Mater	Cincinnati, '97
Year at UC	Fifrh
Assistant Coach	Kyle Sprague
Alma Mater	Malone
Year at UC	Second
Volunteer Assistant Coach	Tony Maccani
Alma Mater	Furman
Year at UC	Second

HISTORY

First Year of Baseball	1888
All-time record	1,573-1,716-19
No. Yrs in NCAA Tournament/ Last ..	5/1974
All-time NCAA Tournament record ..	4-9 (.308)
Last NCAA Tournament Game	Southern Illinois (5/27/1974)
Result	L, 6-1
Conference Championships/last	10/1995

TEAM INFORMATION

2018 Overall Record	28-28
Home	19-11
Road	8-15
Neutral	1-1
2018 American Athletic Conference Record ..	12-12
Home	7-5
Road	5-7
Finish	6th
2018 American Tournament	0-2
Position Starters Returning/Lost	4/5
Pitchers Starters Returning/Lost	1/2

HEAD COACH SCOTT GOOGINS



Second Season

Overall Record: 399-414

UC Record: 59-27

Alma Mater: Ohio Wesleyan ('92)

Last Position: Xavier University - Head Coach

Scott Googins was named the 28th head baseball coach at the University of Cincinnati on June 6, 2017 and begins his second season leading the Bearcats in 2019.

In his first season, Googins guided UC to its best finish since 2011 as the Bearcats finished at 28-28 overall and an even 12-12 in American Athletic Conference play, one of the toughest RPI conferences in the nation. UC led the nation in double plays, turned a triple-play for the fifth time in school history and earned numerous individual achievements. Shortstop Manny Rodriguez was drafted in the tenth round while pitchers Cam Alldred and J.T. Perez also were selected in the MLB draft. All three were all-conference honorees (Rodriguez and Perez on First Team, Alldred on Second), marking the first time UC has ever had two first team honorees and three total honorees in AAC history. Nine different players earned weekly conference accolades throughout the season.

In addition, Connor McVey tied for fifth all-time in single season sacrifice flies, Perez tied for fifth in starts and Alldred had the seventh-most strikeouts in a season in UC history. McVey was honored as the 2017-18 AAC Baseball Scholar-Athlete of the Year. Catcher Joey Thomas landed on the Johnny Bench Award Watch List and pitcher Nathan Moore was honored as a Arthur Ashe, Jr. Sports Scholar, as the awards came both on the field and in the classroom. An impressive 23 Bearcats landed on the AAC All-Academic Team for having a 3.0 GPA or better. After posting a 3.20 fall GPA and 3.26 GPA in the spring, UC was recognized by the American Baseball Coaches Association with the Team Academic Excellence Award.

Googins made the move across town after 12 seasons as the head coach at Xavier. The all-time winningest coach in XU history, he compiled a 341-357 record with four NCAA Tournament appearances including back-to-back regional finals berths in 2016 and 2017 and six regular season or conference tournament championships.

Googins led Xavier to a 34-27 finish in 2017. The Musketeers won their second-straight BIG EAST Tournament Championship and advanced to the NCAA Regional Finals for the second-straight year. Rylan Bannon was named the BIG EAST Player of the Year and the Musketeers featured six all-league selections.

During his 12 seasons at the helm at XU, Googins earned coaching accolades as the 2009 ABCA Midwest Region Coach of the Year, the 2008 Atlantic 10 Coach of the Year and the 2016 BIG EAST Coaching Staff of the Year. Additionally, 11 of his players were chosen in the MLB First Year Player Draft since 2005, including Seth Willoughby whose fourth-round selection by the Colorado Rockies in 2012 was the highest pick in program history.

The Xavier program soared to new heights under Googins' tutelage, earning its first Atlantic 10 Championship and first NCAA victory in 2009. Its first BIG EAST Championship win and second NCAA tournament victory came in 2014 before back-to-back BIG EAST Championship titles and NCAA Regional Championship appearances in 2016 and 2017.

Before taking the head coaching role at Xavier, Googins was

an assistant at Miami (Ohio) from 2000-04. During his tenure working primarily with the outfielders, the RedHawks made four straight Mid-American Conference Tournament appearances. Two of his players left for the professional ranks with one garnering All-American honors before his departure. Googins also was in charge of academics, travel and field maintenance and the team recorded the highest GPA among men's teams at Miami under his guidance.

He was an assistant at Indiana from 1992-99, working with the Hoosiers' catchers, outfielders and hitters. He was a part of the 1996 Big 10 Championship team and traveled to the Wichita State Regional in the NCAA Tournament. Off the field, Googins assisted in the recruiting process, facility and field maintenance, academic progress and the supervision of student managers.

A native of Granville, Ohio, Googins was a three-year varsity letterwinner at Ohio Wesleyan in Delaware, Ohio. He moved into a coaching role as a senior and stayed on after graduation, coaching first base and working with the team's catchers.

Googins and his wife, Jody – a former volleyball standout at Xavier – live in West Chester, Ohio, with their daughter, Ellie, and two sons, Tommy and Charlie

ASSISTANT COACHES

ASSISTANT COACH J.D. HEILMANN

- » J.D. Heilmann began his second stint as an assistant coach at Cincinnati in 2018
- » Heilmann previously coached at UC from 2009-13, serving as the Bearcats pitching coach and recruiting coordinator
- » Before returning to the Bearcats, Heilmann was the general manager of the Midland Baseball program and also served as Prep Baseball Report's scouting supervisor (2016-17) and scouting director (2014-16) and was an associate scout for the Atlanta Braves (2015-17)
- » Heilmann also spent time at Xavier as pitching coach and recruiting coordinator for seven seasons
- » He is a 1997 UC alumnus and a graduate of Moeller High School

ASSISTANT COACH KYLE SPRAGUE

- » Kyle Sprague is in his second year at UC after spending the previous two seasons as an assistant coach at Xavier, working with the hitters and infielders, while also assisting with the outfielders
- » Prior to Xavier he spent 2014-15 as a volunteer assistant coach at UCF and 2012-13 as a volunteer assistant at Gardner-Webb
- » Sprague played collegiately at Malone and Tiffin University

VOLUNTEER ASSISTANT COACH TONY MACCANI

- » Volunteer Assistant Coach Tony Maccani attended Furman University where he was drafted after three seasons by the New York Mets
- » Maccani reached Triple-A with the Mets organization before an injury in 2010 brought him back home to Cincinnati
- » He started coaching at Moeller High School and won three state championships with the team
- » Maccani works with the catchers and helps with the hitters

MARGE SCHOTT STADIUM



MARGE SCHOTT STADIUM

- » Marge Schott Stadium has been the home of the Cincinnati Bearcats baseball team since the end of the 2004 season.
- » The first game played at the 3,085-seat, on-campus facility occurred on May, 20 2004 when the Bearcats hosted UAB in the final series of 2004. The opening game was played on a Thursday night, before a crowd of 2,200.
- » The facility was later named Marge Schott Stadium in the spring of 2006 after the Marge and Charles J. Schott Foundation made a \$2 million gift to the Richard E. Lindner Varsity Village. Marge Schott was a well-known Cincinnati philanthropist who held controlling interest of the Cincinnati Reds from 1985 to 1999. She passed away in March, 2004, leaving the majority of her estate to the foundation.
- » Following the 2014 season, Marge Schott Stadium underwent a full field renovation with local builder The Motz Group. A state-of-the-art Triple Play HP turf surface was installed over the entire field, including warning track, batter's box and pitching mound.
- » On March 21, 2016, the Bearcats beat Northwestern 10-3 to mark the 200th victory at Marge Schott Stadium.
- » Some of the features of the stadium include:
 - Batting Cages
 - Seating capacity of 3,085
 - Indoor batting cages and pitcher's mound
 - A fully equipped pressbox with private viewing areas
 - A player's clubhouse and lounge
 - Dressing rooms for coaches
 - Full laundry and equipment facilities
 - State-of-the-art training room
 - The Motz Group Triple Play HD playing surface
 - A fully lighted playing field
 - Dimensions of 325 down the lines, 370 to the power alleys and 400 to center field

YEAR-BY-YEAR RECORD AT THE SCHOTT

Year	Wins	Losses
2004	1	2
2005	16	13
2006	22	10
2007	20	10
2008	23	11
2009	21	13
2010	18	12
2011	19	1
2012	10	20
2013	19	16
2014	13	9
2015	10	14
2016	18	7
2017	15	11
2018	19	11
2019	16	12
Total	260	172
(.602 winning percentage)		

DRAKE BATCHO

Year	era	w-l	app	qs	cq	sho	sv	ip	h	r	er	bb	so	2b	3b	hr	bf	bavq	wp	hbp	bk	sfa	sha
2019	9.27	2-4	14	6	0	0/0	0	33.0	40	38	34	39	29	11	3	5	177	.305	9	6	1	1	0
TOTAL	9.27	2-4	14	6	0	0/0	0	33.0	40	38	34	39	29	11	3	5	177	.305	9	6	1	1	0

JOEY BELLINI

Year	avg	gp-gs	ab	r	h	2b	3b	hr	rbi	tb	slq%	bb	hbp	so	qdp	ob%	sf	sh	sb-att	po	a	e	fld%
2019	.302	52-50	205	34	62	14	0	2	26	82	.400	20	8	33	7	.383	2	3	2-2	73	112	8	.959
TOTAL	.302	52-50	205	34	62	14	0	2	26	82	.400	20	8	33	7	.383	2	3	2-2	73	112	8	.959

JP BITZENHOFER

Year	avg	gp-gs	ab	r	h	2b	3b	hr	rbi	tb	slq%	bb	hbp	so	qdp	ob%	sf	sh	sb-att	po	a	e	fld%
2019	.200	19-1	20	2	4	0	0	0	1	4	.200	3	0	13	0	.304	0	0	1-1	19	0	1	.950
TOTAL	.200	19-1	20	2	4	0	0	0	1	4	.200	3	0	13	0	.304	0	0	1-1	19	0	1	.950

DONDRAE BREMNER

Year	avg	gp-gs	ab	r	h	2b	3b	hr	rbi	tb	slq%	bb	hbp	so	qdp	ob%	sf	sh	sb-att	po	a	e	fld%
2018	.167	30-24	84	17	14	4	0	0	6	18	.214	16	1	36	0	.301	2	1	1-1	50	15	2	.970
2019	.244	14-13	45	4	11	3	3	1	6	23	.511	1	1	14	0	.277	0	0	2-2	17	27	3	.936
TOTAL	.194	44-37	129	21	25	7	3	1	12	41	.318	17	2	50	0	.293	2	1	3-3	67	42	5	.956

AJ BUMPASS

Year	avg	gp-gs	ab	r	h	2b	3b	hr	rbi	tb	slq%	bb	hbp	so	qdp	ob%	sf	sh	sb-att	po	a	e	fld%
2016	.165	24-20	79	8	13	2	1	2	8	23	.291	8	1	27	1	.250	0	0	4-5	37	1	1	.974
2017	.287	57-56	216	31	62	15	4	7	40	106	.491	33	3	48	2	.384	3	0	5-11	104	3	2	.982
2018	.249	50-50	181	29	45	9	4	6	27	80	.442	28	9	55	0	.371	3	0	5-6	74	2	0	1.000
2019	.280	57-56	207	40	58	12	5	7	41	101	.488	24	3	49	0	.359	3	0	6-6	116	1	0	1.000
TOTAL	.261	188-182	683	108	178	38	14	22	116	310	.454	93	16	179	3	.358	9	0	20-28	331	7	3	.991

CLAYTON COLVIN

Year	era	w-l	app	qs	cq	sho	sv	ip	h	r	er	bb	so	2b	3b	hr	bf	bavq	wp	hbp	bk	sfa	sha
2016	4.85	1-0	12	0	0	0/0	0	26.0	23	15	14	13	17	4	0	3	113	.253	2	4	1	2	3
2017	7.23	0-1	9	3	0	0/0	0	18.2	19	15	15	11	8	4	0	3	85	.279	3	5	1	1	0
2018	3.94	3-3	22	0	0	0/0	2	29.2	24	15	13	13	38	5	2	3	125	.220	0	2	1	1	0
2019	5.48	3-2	22	5	0	0/0	1	47.2	47	35	29	25	48	11	1	8	219	.261	3	7	0	2	4
TOTAL	5.24	7-6	65	8	0	0/0	3	122.0	113	80	71	62	111	24	3	17	542	.252	8	18	3	6	7

MASON DEANNA

Year	avg	gp-gs	ab	r	h	2b	3b	hr	rbi	tb	slq%	bb	hbp	so	qdp	ob%	sf	sh	sb-att	po	a	e	fld%
2016	.000	3-2	6	1	0	0	0	0	0	0	.000	1	0	2	0	.143	0	0	0-0	16	3	1	.950
2017	.194	18-7	31	4	6	2	0	0	2	8	.258	1	1	12	0	.242	0	1	2-2	42	10	0	1.000
2018	.246	22-19	61	9	15	2	0	0	3	17	.279	4	2	15	1	.313	0	5	1-2	130	15	2	.986
2019	.220	39-25	82	7	18	2	0	0	8	20	.244	5	3	19	5	.283	2	2	1-2	203	20	2	.991
TOTAL	.217	82-53	180	21	39	6	0	0	13	45	.250	11	6	48	6	.281	2	8	4-6	391	48	5	.989

BRENNAN DOLWICK

Year	era	w-l	app	qs	cq	sho	sv	ip	h	r	er	bb	so	2b	3b	hr	bf	bavq	wp	hbp	bk	sfa	sha
2019	5.79	0-0	5	0	0	0/0	0	4.2	6	3	3	4	4	1	0	2	24	.300	0	0	0	0	0
TOTAL	5.79	0-0	5	0	0	0/0	0	4.2	6	3	3	4	4	1	0	2	24	.300	0	0	0	0	0

MITCH HOLDING

Year	avg	gp-gs	ab	r	h	2b	3b	hr	rbi	tb	slq%	bb	hbp	so	qdp	ob%	sf	sh	sb-att	po	a	e	fld%
2019	.202	41-34	104	17	21	3	0	5	21	39	.375	30	4	40	2	.399	0	0	1-1	238	34	4	.986
TOTAL	.202	41-34	104	17	21	3	0	5	21	39	.375	30	4	40	2	.399	0	0	1-1	238	34	4	.986

CAL JARRETT

Year	era	w-l	app	qs	cq	sho	sv	ip	h	r	er	bb	so	2b	3b	hr	bf	bavg	wp	hbp	bk	sfa	sha
2016	1.80	0-0	5	1	0	0/0	0	10.0	6	2	2	6	6	1	0	0	40	.194	1	1	0	1	1
2017	15.00	1-0	6	0	0	0/0	0	6.0	11	12	10	7	3	3	0	1	36	.407	0	1	0	1	0
2019	0.00	0-0	1	0	0	0/0	0	1.0	1	0	0	1	3	0	0	0	5	.250	0	0	0	0	0
TOTAL	6.35	1-0	12	1	0	0/0	0	17.0	18	14	12	14	12	4	0	1	81	.290	1	2	0	2	1

JEREMY JOHNSON

Year	avg	gp-gs	ab	r	h	2b	3b	hr	rbi	tb	slg%	bb	hbp	so	gdp	ob%	sf	sh	sb-att	po	a	e	fld%
2019	.272	59-59	195	25	53	4	0	2	20	63	.323	29	12	34	0	.395	2	5	19-26	165	8	0	1.000
TOTAL	.272	59-59	195	25	53	4	0	2	20	63	.323	29	12	34	0	.395	2	5	19-26	165	8	0	1.000

NATHAN KROGER

Year	era	w-l	app	qs	cq	sho	sv	ip	h	r	er	bb	so	2b	3b	hr	bf	bavg	wp	hbp	bk	sfa	sha
2017	4.38	3-1	15	4	0	0/0	0	37.0	43	22	18	18	15	6	0	5	167	.303	2	5	0	1	1
2018	5.17	1-4	13	12	0	0/0	0	62.2	74	46	36	15	41	14	2	12	277	.295	3	4	0	5	2
2019	1.86	1-1	5	5	0	0/1	0	29.0	23	7	6	9	27	5	0	0	118	.223	1	4	0	0	2
TOTAL	4.20	5-6	33	21	0	0/1	0	128.2	140	75	60	42	83	25	2	17	562	.282	6	13	0	6	5

AJ KULLMAN

Year	era	w-l	app	qs	cq	sho	sv	ip	h	r	er	bb	so	2b	3b	hr	bf	bavg	wp	hbp	bk	sfa	sha
2016	3.33	3-3	18	3	0	0/1	3	54.0	46	22	20	21	31	6	2	5	231	.235	1	4	1	6	4
2017	5.37	5-7	21	4	0	0/1	2	60.1	54	37	36	26	37	7	1	5	261	.241	4	7	0	0	4
2018	4.71	1-3	22	2	0	0/1	1	49.2	49	33	26	22	34	11	1	2	218	.262	7	1	0	3	4
2019	4.70	2-6	21	9	0	0/0	2	67.0	76	40	35	28	53	12	2	3	306	.289	6	9	1	2	4
TOTAL	4.56	11-19	82	18	0	0/3	8	231.0	225	132	117	97	155	36	6	15	1016	.259	18	21	2	11	16

SEAN MCLAUGHLIN

Year	avg	gp-gs	ab	r	h	2b	3b	hr	rbi	tb	slg%	bb	hbp	so	gdp	ob%	sf	sh	sb-att	po	a	e	fld%
2019	.053	10-3	19	2	1	1	0	0	2	2	.105	1	0	9	0	.100	0	0	0-0	1	1	0	1.000
TOTAL	.053	10-3	19	2	1	1	0	0	2	2	.105	1	0	9	0	.100	0	0	0-0	1	1	0	1.000

JACE MERCER

Year	avg	gp-gs	ab	r	h	2b	3b	hr	rbi	tb	slg%	bb	hbp	so	gdp	ob%	sf	sh	sb-att	po	a	e	fld%
2017	.273	52-46	176	28	48	8	2	1	29	63	.358	13	8	23	1	.345	3	5	10-12	43	36	1	.988
2018	.049	24-12	41	6	2	0	0	0	2	2	.049	6	3	16	3	.212	2	2	2-3	16	15	3	.912
2019	.261	53-53	203	40	53	12	1	3	25	76	.374	33	10	55	1	.390	0	2	20-28	96	118	6	.973
TOTAL	.245	129-111	420	74	103	20	3	4	56	141	.336	52	21	94	5	.353	5	9	32-43	155	169	10	.970

GRIFFIN MERRITT

Year	avg	gp-gs	ab	r	h	2b	3b	hr	rbi	tb	slg%	bb	hbp	so	gdp	ob%	sf	sh	sb-att	po	a	e	fld%
2019	.212	36-26	99	11	21	3	0	2	12	30	.303	9	2	32	2	.281	4	1	1-1	186	11	0	1.000
TOTAL	.212	36-26	99	11	21	3	0	2	12	30	.303	9	2	32	2	.281	4	1	1-1	186	11	0	1.000

NATE MEYER

Year	avg	gp-gs	ab	r	h	2b	3b	hr	rbi	tb	slg%	bb	hbp	so	gdp	ob%	sf	sh	sb-att	po	a	e	fld%
2019	.125	21-3	24	3	3	1	0	0	2	4	.167	2	0	13	0	.192	0	1	0-0	8	0	0	1.000
TOTAL	.125	21-3	24	3	3	1	0	0	2	4	.167	2	0	13	0	.192	0	1	0-0	8	0	0	1.000

NATHAN MOORE

Year	era	w-l	app	qs	cq	sho	sv	ip	h	r	er	bb	so	2b	3b	hr	bf	bavg	wp	hbp	bk	sfa	sha
2018	99.00	0-0	1	0	0	0/0	0	0.0	1	4	4	2	0	0	0	0	4	1.000	1	1	0	0	0
2019	3.72	3-0	24	0	0	0/0	1	38.2	32	17	16	24	36	7	3	1	177	.232	6	8	0	6	1
TOTAL	4.66	3-0	25	0	0	0/0	1	38.2	33	21	20	26	36	7	3	1	181	.237	7	9	0	6	1

COLE MURPHY

Year	avg	gp-gs	ab	r	h	2b	3b	hr	rbi	tb	slg%	bb	hbp	so	gdp	ob%	sf	sh	sb-att	po	a	e	fld%
2016	.148	28-23	81	7	12	3	0	4	9	27	.333	8	2	41	1	.242	0	0	1-2	26	1	2	.931
2017	.174	19-13	46	2	8	3	0	0	2	11	.239	6	0	18	0	.269	0	3	2-3	101	8	0	1.000
2018	.197	46-42	157	18	31	8	0	9	33	66	.420	17	1	60	1	.275	3	0	1-2	224	10	6	.975
2019	.228	45-35	136	18	31	6	0	2	19	43	.316	11	4	43	1	.303	1	0	1-1	195	14	3	.986
TOTAL	.195	138-113	420	45	82	20	0	15	63	147	.350	42	7	162	3	.277	4	3	5-8	546	33	11	.981

JACKSON MURPHY

Year	era	w-l	app	qs	cq	sho	sv	ip	h	r	er	bb	so	2b	3b	hr	bf	bavq	wp	hbp	bk	sfa	sha
2019	2.53	0-0	5	0	0	0/0	0	10.2	8	4	3	6	5	3	0	0	43	.216	2	0	0	0	0
TOTAL	2.53	0-0	5	0	0	0/0	0	10.2	8	4	3	6	5	3	0	0	43	.216	2	0	0	0	0

NICK MURRAY

Year	era	w-l	app	qs	cq	sho	sv	ip	h	r	er	bb	so	2b	3b	hr	bf	bavq	wp	hbp	bk	sfa	sha
2019	4.25	3-1	16	1	0	0/0	0	36.0	40	19	17	15	26	14	1	0	171	.274	8	9	1	0	1
TOTAL	4.25	3-1	16	1	0	0/0	0	36.0	40	19	17	15	26	14	1	0	171	.274	8	9	1	0	1

ANDREW NOELKER

Year	era	w-l	app	qs	cq	sho	sv	ip	h	r	er	bb	so	2b	3b	hr	bf	bavq	wp	hbp	bk	sfa	sha
2019	5.06	1-1	6	1	0	0/0	0	16.0	15	10	9	9	11	3	0	2	70	.259	4	1	1	1	1
TOTAL	5.06	1-1	6	1	0	0/0	0	16.0	15	10	9	9	11	3	0	2	70	.259	4	1	1	1	1

ISAAC OLSON

Year	era	w-l	app	qs	cq	sho	sv	ip	h	r	er	bb	so	2b	3b	hr	bf	bavq	wp	hbp	bk	sfa	sha
2017	16.20	0-0	5	0	0	0/0	0	5.0	13	9	9	6	0	4	0	2	32	.520	2	0	0	1	0
2018	4.71	1-0	14	0	0	0/0	1	21.0	21	13	11	14	13	7	0	1	94	.280	5	2	0	3	0
2019	18.69	0-0	3	1	0	0/0	0	4.1	6	9	9	8	5	3	0	0	27	.333	2	1	1	0	0
TOTAL	8.60	1-0	22	1	0	0/0	1	30.1	40	31	29	28	18	14	0	3	153	.339	9	3	1	4	0

DAVID ORNDORFF

Year	era	w-l	app	qs	cq	sho	sv	ip	h	r	er	bb	so	2b	3b	hr	bf	bavq	wp	hbp	bk	sfa	sha
2015	6.08	1-2	19	7	0	0/0	0	53.1	70	42	36	17	22	10	2	9	246	.324	6	8	1	2	3
2016	3.57	3-4	18	12	1	0/0	2	63.0	64	30	25	14	31	15	2	6	265	.274	7	6	2	2	8
2017	3.41	5-4	21	8	0	0/0	7	63.1	66	26	24	15	40	17	0	7	264	.280	6	7	0	1	5
2018	5.12	0-2	9	1	0	0/0	4	19.1	22	11	11	2	18	5	1	3	81	.282	1	1	0	0	0
2019	4.79	5-2	11	10	0	0/0	0	56.1	51	30	30	15	41	10	1	6	229	.246	1	4	0	2	1
TOTAL	4.44	14-14	78	38	1	0/0	13	255.1	273	139	126	63	152	57	6	31	1085	.281	21	26	3	7	17

ERIC SANTIAGO

Year	avg	gp-gs	ab	r	h	2b	3b	hr	rbi	tb	slg%	bb	hbp	so	gdp	ob%	sf	sh	sb-att	po	a	e	fld%
2017	.234	50-46	167	26	39	5	2	1	28	51	.305	15	3	30	4	.308	0	7	5-6	90	79	3	.983
2018	.275	47-44	149	21	41	6	2	3	24	60	.403	11	3	34	2	.335	1	5	5-7	241	19	4	.985
2019	.249	58-57	213	31	53	12	2	0	20	69	.324	27	3	44	4	.336	4	2	11-12	78	84	1	.994
TOTAL	.251	155-147	529	78	133	23	6	4	72	180	.340	53	9	108	10	.327	5	14	21-25	409	182	8	.987

TANNER SCHIMMOELLER

Year	era	w-l	app	qs	cq	sho	sv	ip	h	r	er	bb	so	2b	3b	hr	bf	bavq	wp	hbp	bk	sfa	sha
2015	7.49	1-3	15	3	0	0/0	0	39.2	34	35	33	26	18	5	2	3	190	.231	6	14	0	3	0
2017	3.86	0-0	7	0	0	0/0	0	7.0	7	4	3	9	7	2	0	0	40	.259	6	3	1	0	1
2018	17.18	0-0	7	1	0	0/0	0	7.1	12	14	14	11	4	1	1	0	47	.364	3	3	0	0	0
2019	9.00	0-0	3	0	0	0/0	0	2.0	1	4	2	6	3	0	1	0	14	.143	0	1	2	0	0
TOTAL	8.36	1-3	32	4	0	0/0	0	56.0	54	57	52	52	32	8	4	3	291	.252	15	21	3	3	1

GARRETT SCHOENLE

Year	era	w-l	app	qs	cq	sho	sv	ip	h	r	er	bb	so	2b	3b	hr	bf	bavg	wp	hbp	bk	sfa	sha
2018	3.00	1-0	4	1	0	0/0	2	9.0	1	3	3	9	13	0	0	1	36	.040	0	1	0	0	1
2019	5.95	4-1	14	12	0	0/0	0	56.0	47	39	37	55	62	4	1	4	267	.234	6	7	1	1	3
TOTAL	5.54	5-1	18	13	0	0/0	2	65.0	48	42	40	64	75	4	1	5	303	.212	6	8	1	1	4

EVAN SHAWVER

Year	era	w-l	app	qs	cq	sho	sv	ip	h	r	er	bb	so	2b	3b	hr	bf	bavg	wp	hbp	bk	sfa	sha
2019	7.19	3-7	16	9	0	0/0	0	56.1	48	48	45	47	66	13	0	7	266	.225	6	4	2	0	2
TOTAL	7.19	3-7	16	9	0	0/0	0	56.1	48	48	45	47	66	13	0	7	266	.225	6	4	2	0	2

WYATT STAPP

Year	avg	gp-gs	ab	r	h	2b	3b	hr	rbi	tb	slg%	bb	hbp	so	gdp	ob%	sf	sh	sb-att	po	a	e	fld%
2019	.297	57-56	222	34	66	6	1	3	35	83	.374	22	4	28	5	.367	3	0	1-2	14	14	1	.966
TOTAL	.297	57-56	222	34	66	6	1	3	35	83	.374	22	4	28	5	.367	3	0	1-2	14	14	1	.966

CHASE STEWART

Year	era	w-l	app	qs	cq	sho	sv	ip	h	r	er	bb	so	2b	3b	hr	bf	bavg	wp	hbp	bk	sfa	sha
2019	7.09	2-2	18	0	0	0/0	0	33.0	31	27	26	25	14	7	1	1	152	.270	4	1	1	4	7
TOTAL	7.09	2-2	18	0	0	0/0	0	33.0	31	27	26	25	14	7	1	1	152	.270	4	1	1	4	7

KORREN THOMPSON

Year	era	w-l	app	qs	cq	sho	sv	ip	h	r	er	bb	so	2b	3b	hr	bf	bavg	wp	hbp	bk	sfa	sha
2019	3.86	1-1	26	0	0	0/1	12	30.1	27	13	13	19	36	5	1	2	137	.241	3	3	0	1	2
TOTAL	3.86	1-1	26	0	0	0/1	12	30.1	27	13	13	19	36	5	1	2	137	.241	3	3	0	1	2

JALEN WADE

Year	era	w-l	app	qs	cq	sho	sv	ip	h	r	er	bb	so	2b	3b	hr	bf	bavg	wp	hbp	bk	sfa	sha
2018	6.52	2-3	12	5	0	0/0	0	38.2	55	39	28	13	29	13	1	6	186	.329	4	3	0	2	1
2019	36.00	0-1	1	0	0	0/0	0	1.0	4	4	4	1	1	0	1	1	8	.571	0	0	0	0	0
TOTAL	7.26	2-4	13	5	0	0/0	0	39.2	59	43	32	14	30	13	2	7	194	.339	4	3	0	2	1

JOEY WIEMER

Year	avg	gp-gs	ab	r	h	2b	3b	hr	rbi	tb	slg%	bb	hbp	so	gdp	ob%	sf	sh	sb-att	po	a	e	fld%
2018	.266	45-43	158	35	42	8	0	5	22	65	.411	25	7	36	4	.387	1	0	9-11	69	3	4	.947
2019	.263	59-59	228	40	60	11	2	6	27	93	.408	31	5	56	1	.362	1	0	21-23	136	5	5	.966
TOTAL	.264	104-102	386	75	102	19	2	11	49	158	.409	56	12	92	5	.373	2	0	30-34	205	8	9	.959

JOSH WOOTEN

Year	avg	gp-gs	ab	r	h	2b	3b	hr	rbi	tb	slg%	bb	hbp	so	gdp	ob%	sf	sh	sb-att	po	a	e	fld%
2019	.000	2-1	3	0	0	0	0	0	0	0	.000	0	0	2	0	.000	0	0	0-0	0	0	0	.000
TOTAL	.000	2-1	3	0	0	0	0	0	0	0	.000	0	0	2	0	.000	0	0	0-0	0	0	0	.000



**2019 Cincinnati Baseball
Overall Statistics for Cincinnati (as of May 26, 2019)
(All games Sorted by Batting avg)**



Record: 30-29 Home: 16-12 Away: 9-16 Neutral: 5-1 AAC: 13-11

Player	avg	gp-gs	ab	r	h	2b	3b	hr	rbi	tb	slg%	bb	hp	so	gdp	ob%	sf	sh	sb-att	po	a	e	fld%	
2 BELLINI, Joey	.302	52-50	205	34	62	14	0	2	26	82	.400	20	8	33	7	.383	2	3	2-2	73	112	8	.959	
14 STAPP, Wyatt	.297	57-56	222	34	66	6	1	3	35	83	.374	22	4	28	5	.367	3	0	1-2	14	14	1	.966	
22 BUMPASS, AJ	.280	57-56	207	40	58	12	5	7	41	101	.488	24	3	49	0	.359	3	0	6-6	116	1	0	1.000	
0 JOHNSON, Jeremy	.272	59-59	195	25	53	4	0	2	20	63	.323	29	12	34	0	.395	2	5	19-26	165	8	0	1.000	
26 WIEMER, Joey	.263	59-59	228	40	60	11	2	6	27	93	.408	31	5	56	1	.362	1	0	21-23	136	5	5	.966	
3 MERCER, Jace	.261	53-53	203	40	53	12	1	3	25	76	.374	33	10	55	1	.390	0	2	20-28	96	118	6	.973	
10 SANTIAGO, Eric	.249	58-57	213	31	53	12	2	0	20	69	.324	27	3	44	4	.336	4	2	11-12	78	84	1	.994	
38 MURPHY, Cole	.228	45-35	136	18	31	6	0	2	19	43	.316	11	4	43	1	.303	1	0	1-1	195	14	3	.986	
35 DEANNA, Mason	.220	39-25	82	7	18	2	0	0	8	20	.244	5	3	19	5	.283	2	2	1-2	203	20	2	.991	
8 MERRITT, Griffin	.212	36-26	99	11	21	3	0	2	12	30	.303	9	2	32	2	.281	4	1	1-1	186	11	0	1.000	
23 HOLDING, Mitch	.202	41-34	104	17	21	3	0	5	21	39	.375	30	4	40	2	.399	0	0	1-1	238	34	4	.986	

16 BREMNER, Dondrae	.244	14-13	45	4	11	3	3	1	6	23	.511	1	1	14	0	.277	0	0	2-2	17	27	3	.936	
21 BITZENHOFER, JP	.200	19-1	20	2	4	0	0	0	1	4	.200	3	0	13	0	.304	0	0	1-1	19	0	1	.950	
4 MEYER, Nate	.125	21-3	24	3	3	1	0	0	2	4	.167	2	0	13	0	.192	0	1	0-0	8	0	0	1.000	
24 MCLAUGHLIN, Sean	.053	10-3	19	2	1	1	0	0	2	2	.105	1	0	9	0	.100	0	0	0-0	1	1	0	1.000	
27 WOOTEN, Josh	.000	2-1	3	0	0	0	0	0	0	0	.000	0	0	2	0	.000	0	0	0-0	0	0	0	.000	
Totals	.257	59	2005	308	515	90	14	33	265	732	.365	248	59	484	28	.352	22	16	87-107	1569	514	46	.978	
Opponents	.257	59	1960	347	503	109	16	42	308	770	.393	336	65	470	40	.380	20	28	68-86	1566	512	68	.968	

LOB - Team (479), Opp (494). DPs turned - Team (56), Opp (41). TPs turned - Team (1). CI - Team (1), Bitzenhofer 1, Opp (3).
IBB - Team (7), Wiemer 3, Holding 2, Bumpass 1, Bellini 1, Opp (13). Picked off - Murphy, C 3, Bellini 2, Santiago 1, Wiemer 1.

(All games Sorted by Earned run avg)

Player	era	w-l	app	gs	cg	sho	sv	ip	h	r	er	bb	so	2b	3b	hr	b/avg	wp	hp	bk	sfa	sha		
34 KULLMAN, AJ	4.70	2-6	21	9	0	0/0	2	67.0	76	40	35	28	53	12	2	3	.289	6	9	1	2	4		

30 JARRETT, Cal	0.00	0-0	1	0	0	0/0	0	1.0	1	0	0	1	3	0	0	0	.250	0	0	0	0	0		
49 KROGER, Nathan	1.86	1-1	5	5	0	0/1	0	29.0	23	7	6	9	27	5	0	0	.223	1	4	0	0	2		
48 MURPHY, Jackson	2.53	0-0	5	0	0	0/0	0	10.2	8	4	3	6	5	3	0	0	.216	2	0	0	0	0		
31 MOORE, Nathan	3.72	3-0	24	0	0	0/0	1	38.2	32	17	16	24	36	7	3	1	.232	6	8	0	6	1		
42 THOMPSON, Korren	3.86	1-1	26	0	0	0/1	12	30.1	27	13	13	19	36	5	1	2	.241	3	3	0	1	2		
17 MURRAY, Nick	4.25	3-1	16	1	0	0/0	0	36.0	40	19	17	15	26	14	1	0	.274	8	9	1	0	1		
46 ORNDORFF, David	4.79	5-2	11	10	0	0/0	0	56.1	51	30	30	15	41	10	1	6	.246	1	4	0	2	1		
18 NOELKER, Andrew	5.06	1-1	6	1	0	0/0	0	16.0	15	10	9	9	11	3	0	2	.259	4	1	1	1	1		
41 COLVIN, Clayton	5.48	3-2	22	5	0	0/0	1	47.2	47	35	29	25	48	11	1	8	.261	3	7	0	2	4		
28 DOLWICK, Brennan	5.79	0-0	5	0	0	0/0	0	4.2	6	3	3	4	4	1	0	2	.300	0	0	0	0	0		
11 SCHOENLE, Garrett	5.95	4-1	14	12	0	0/0	0	56.0	47	39	37	55	62	4	1	4	.234	6	7	1	1	3		
5 STEWART, Chase	7.09	2-2	18	0	0	0/0	0	33.0	31	27	26	25	14	7	1	1	.270	4	1	1	4	7		
6 SHAWVER, Evan	7.19	3-7	16	9	0	0/0	0	56.1	48	48	45	47	66	13	0	7	.225	6	4	2	0	2		
47 SCHIMMOELLER, Tanne	9.00	0-0	3	0	0	0/0	0	2.0	1	4	2	6	3	0	1	0	.143	0	1	2	0	0		
19 BATCHO, Drake	9.27	2-4	14	6	0	0/0	0	33.0	40	38	34	39	29	11	3	5	.305	9	6	1	1	0		
32 OLSON, Isaac	18.69	0-0	3	1	0	0/0	0	4.1	6	9	9	8	5	3	0	0	.333	2	1	1	0	0		
25 WADE, Jalen	36.00	0-1	1	0	0	0/0	0	1.0	4	4	4	1	1	0	1	1	.571	0	0	0	0	0		
Totals	5.47	30-29	59	59	0	1/1	16	523.0	503	347	318	336	470	109	16	42	.257	61	65	11	20	28		
Opponents	4.38	29-30	59	59	2	5/4	12	522.0	515	308	254	248	484	90	14	33	.257	52	59	11	22	16		

PB - Team (8), Holding 7, DeAnna 1, Opp (11). Pickoffs - Team (8), Orndorff 2, Schoenle 2, Shawver 1, Holding 1, Kullman 1, Kroger 1, Opp (7). SBA/ATT - Holding (44-52), DeAnna (21-29), Stewart (13-13), Kullman (10-12), Batcho (11-12), Shawver (7-8), Colvin (3-7), Schoenle (3-7), Moore (5-6), Orndorff (3-4), Murray (4-4), Thompson (3-3), Bitzenhofer (3-3), Murphy, J (2-3), Olson (2-3), Noelker (1-2), Kroger (1-2).



**2019 Cincinnati Baseball
Overall Statistics for Cincinnati (as of May 26, 2019)
(All games Sorted by Fielding pct)**



Player	c	po	a	e	fld%	dp	sba	csb	sba%	pb	ci
8 MERRITT, Griffin	197	186	11	0	1.000	23	0	0	---	0	0
0 JOHNSON, Jeremy	173	165	8	0	1.000	3	0	0	---	0	0
22 BUMPASS, AJ	117	116	1	0	1.000	2	0	0	---	0	0
46 ORNDORFF, David	13	6	7	0	1.000	1	3	1	.750	0	0
4 MEYER, Nate	8	8	0	0	1.000	0	0	0	---	0	0
5 STEWART, Chase	7	4	3	0	1.000	0	13	0	1.000	0	0
49 KROGER, Nathan	5	1	4	0	1.000	0	1	1	.500	0	0
42 THOMPSON, Korren	3	0	3	0	1.000	0	3	0	1.000	0	0
17 MURRAY, Nick	2	0	2	0	1.000	0	4	0	1.000	0	0
48 MURPHY, Jackson	2	1	1	0	1.000	0	2	1	.667	0	0
24 MCLAUGHLIN, Sean	2	1	1	0	1.000	0	0	0	---	0	0
19 BATCHO, Drake	1	0	1	0	1.000	0	11	1	.917	0	0
10 SANTIAGO, Eric	163	78	84	1	.994	17	0	0	---	0	0
35 DEANNA, Mason	225	203	20	2	.991	2	21	8	.724	1	0
38 MURPHY, Cole	212	195	14	3	.986	21	0	0	---	0	0
23 HOLDING, Mitch	276	238	34	4	.986	2	44	8	.846	7	0
3 MERCER, Jace	220	96	118	6	.973	36	0	0	---	0	0
26 WIEMER, Joey	146	136	5	5	.966	2	0	0	---	0	0
14 STAPP, Wyatt	29	14	14	1	.966	6	0	0	---	0	0
2 BELLINI, Joey	193	73	112	8	.959	27	0	0	---	0	0
34 KULLMAN, AJ	21	6	14	1	.952	1	10	2	.833	0	0
21 BITZENHOFER, JP	20	19	0	1	.950	0	3	0	1.000	0	1
16 BREMNER, Dondrae	47	17	27	3	.936	7	0	0	---	0	0
41 COLVIN, Clayton	8	0	7	1	.875	0	3	4	.429	0	0
6 SHAWVER, Evan	11	2	7	2	.818	1	7	1	.875	0	0
31 MOORE, Nathan	12	2	7	3	.750	0	5	1	.833	0	0
32 OLSON, Isaac	4	1	2	1	.750	0	2	1	.667	0	0
11 SCHOENLE, Garrett	10	0	7	3	.700	0	3	4	.429	0	0
18 NOELKER, Andrew	2	1	0	1	.500	0	1	1	.500	0	0
30 JARRETT, Cal	0	0	0	0	.000	0	0	0	---	0	0
25 WADE, Jalen	0	0	0	0	.000	0	0	0	---	0	0
27 WOOTEN, Josh	0	0	0	0	.000	0	0	0	---	0	0
47 SCHIMMOELLER, Tanne	0	0	0	0	.000	0	0	0	---	0	0
28 DOLWICK, Brennan	0	0	0	0	.000	0	0	0	---	0	0
Totals	2129	1569	514	46	.978	56	68	18	.791	8	1
Opponents	2146	1566	512	68	.968	41	87	20	.813	11	3

Hitting minimums - 1 Games 1.0 AB/Game

Pitching minimums - 1 Games 1.0 IP/Game

**2019 Cincinnati Baseball
Conference statistics for Cincinnati (as of May 12, 2019)
(AAC games only Sorted by Batting avg)**

Record: 13-11 Home: 6-6 Away: 7-5 AAC: 13-11

Player	avg	gp-gs	ab	r	h	2b	3b	hr	rbi	tb	slg%	bb	hp	so	gdp	ob%	sf	sh	sb-att	po	a	e	fld%
14 STAPP, Wyatt	.333	24-24	96	13	32	5	0	1	13	40	.417	7	2	13	2	.383	2	0	1-1	7	7	0	1.000
0 JOHNSON, Jeremy	.307	24-24	75	10	23	3	0	0	6	26	.347	11	3	6	0	.411	1	1	9-12	57	3	0	1.000
2 BELLINI, Joey	.276	24-24	98	17	27	5	0	1	11	35	.357	9	3	19	4	.351	1	1	2-2	36	59	4	.960
38 MURPHY, Cole	.269	18-12	52	5	14	2	0	0	5	16	.308	4	1	16	1	.333	0	0	0-0	57	4	1	.984
8 MERRITT, Griffin	.262	17-16	61	7	16	1	0	2	6	23	.377	3	0	21	1	.284	3	0	1-1	129	7	0	1.000
10 SANTIAGO, Eric	.258	24-24	93	11	24	8	1	0	12	34	.366	9	2	21	2	.330	2	1	4-4	14	33	1	.979
22 BUMPASS, AJ	.239	24-24	88	13	21	5	1	3	16	37	.420	9	1	23	0	.316	0	0	4-4	54	0	0	1.000
3 MERCER, Jace	.230	20-20	74	12	17	5	0	1	9	25	.338	10	4	32	0	.352	0	0	8-10	37	55	2	.979
26 WIEMER, Joey	.213	24-24	94	16	20	1	0	4	14	33	.351	10	2	28	0	.302	0	0	7-8	50	4	1	.982
23 HOLDING, Mitch	.167	17-15	42	6	7	0	0	0	3	7	.167	15	3	19	0	.417	0	0	1-1	109	20	1	.992
35 DEANNA, Mason	.160	12-9	25	2	4	1	0	0	3	5	.200	2	1	7	1	.233	2	0	0-0	69	11	1	.988

4 MEYER, Nate	.500	7-0	4	1	2	1	0	0	0	3	.750	0	0	1	0	.500	0	0	0-0	2	0	0	1.000
21 BITZENHOFER, JP	.250	4-0	4	0	1	0	0	0	1	1	.250	0	0	1	0	.250	0	0	0-0	3	0	1	.750
24 MCLAUGHLIN, Sean	.000	2-0	2	0	0	0	0	0	0	0	.000	0	0	0	0	.000	0	0	0-0	0	0	0	.000
27 WOOTEN, Josh	.000	1-0	1	0	0	0	0	0	0	0	.000	0	0	0	0	.000	0	0	0-0	0	0	0	.000
Totals	.257	24	809	113	208	37	2	12	99	285	.352	89	22	207	11	.343	11	3	37-43	630	224	18	.979
Opponents	.250	24	777	145	194	46	3	17	121	297	.382	145	32	193	19	.386	7	9	34-41	629	214	18	.979

LOB - Team (192), Opp (196). DPs turned - Team (28), Opp (16). CI - Team (1), Bitzenhofer 1. IBB - Team (1), Bellini 1, Opp (8). Picked off - Murphy, C 1, Santiago 1.

(AAC games only Sorted by Earned run avg)

Player	era	w-l	app	gs	cg	sho	sv	ip	h	r	er	bb	so	2b	3b	hr	b/avg	wp	hp	bks	sfa	sha
46 ORNDORFF, David	3.29	3-1	4	4	0	0/0	0	27.1	21	10	10	6	21	3	0	1	.226	0	4	0	1	1
34 KULLMAN, AJ	4.45	1-3	11	4	0	0/0	0	30.1	38	19	15	16	20	6	0	2	.314	3	7	1	2	0
41 COLVIN, Clayton	4.91	3-1	9	2	0	0/0	0	25.2	24	16	14	10	26	7	1	5	.261	1	5	0	1	3
11 SCHOENLE, Garrett	6.57	1-1	6	6	0	0/0	0	24.2	21	20	18	29	27	1	1	3	.233	2	2	0	1	2
6 SHAWVER, Evan	9.00	1-5	8	7	0	0/0	0	33.0	31	36	33	31	42	9	0	4	.240	4	3	1	0	0

28 DOLWICK, Brennan	0.00	0-0	2	0	0	0/0	0	1.2	2	0	0	1	1	0	0	0	.286	0	0	0	0	0
31 MOORE, Nathan	1.23	1-0	9	0	0	0/0	0	14.2	9	3	2	9	12	1	0	0	.184	3	4	0	1	0
48 MURPHY, Jackson	1.59	0-0	3	0	0	0/0	0	5.2	2	1	1	4	4	1	0	0	.118	2	0	0	0	0
17 MURRAY, Nick	2.57	2-0	5	0	0	0/0	0	14.0	15	6	4	5	7	7	0	0	.268	4	2	1	0	0
42 THOMPSON, Korren	3.65	0-0	11	0	0	0/0	7	12.1	11	5	5	8	16	3	0	1	.234	0	1	0	0	0
5 STEWART, Chase	4.50	0-0	6	0	0	0/0	0	12.0	8	7	6	6	6	3	1	0	.205	1	0	1	1	3
47 SCHIMMOELLER, Tanne	9.00	0-0	1	0	0	0/0	0	1.0	0	1	1	3	1	0	0	0	.000	0	1	2	0	0
19 BATCHO, Drake	18.47	1-0	4	1	0	0/0	0	6.1	11	15	13	12	9	4	0	1	.379	4	2	0	0	0
32 OLSON, Isaac	40.50	0-0	2	0	0	0/0	0	1.1	1	6	6	5	1	1	0	0	.200	1	1	0	0	0
Totals	5.49	13-11	24	24	0	0/0	7	210.0	194	145	128	145	193	46	3	17	.250	25	32	6	7	9
Opponents	4.21	11-13	24	24	0	1/1	7	209.2	208	113	98	89	207	37	2	12	.257	18	22	3	11	3

PB - Team (5), Holding 5, Opp (5). Pickoffs - Team (3), Orndorff 2, Kullman 1, Opp (2). SBA/ATT - Holding (28-32), DeAnna (6-9), Stewart (7-7), Batcho (5-6), Shawver (5-6), Schoenle (3-5), Kullman (5-5), Moore (4-4), Orndorff (2-3), Murphy, J (1-1), Thompson (1-1), Murray (1-1), Colvin (0-1)

**2019 Cincinnati Baseball
Conference statistics for Cincinnati (as of May 12, 2019)
(AAC games only Sorted by Fielding pct)**

Player	c	po	a	e	fld%	dp	sba	csb	sba%	pb	ci
8 MERRITT, Griffin	136	129	7	0	1.000	18	0	0	---	0	0
0 JOHNSON, Jeremy	60	57	3	0	1.000	2	0	0	---	0	0
22 BUMPASS, AJ	54	54	0	0	1.000	1	0	0	---	0	0
14 STAPP, Wyatt	14	7	7	0	1.000	4	0	0	---	0	0
46 ORNDORFF, David	7	1	6	0	1.000	1	2	1	.667	0	0
6 SHAWVER, Evan	4	1	3	0	1.000	1	5	1	.833	0	0
41 COLVIN, Clayton	3	0	3	0	1.000	0	0	1	.000	0	0
5 STEWART, Chase	2	1	1	0	1.000	0	7	0	1.000	0	0
4 MEYER, Nate	2	2	0	0	1.000	0	0	0	---	0	0
42 THOMPSON, Korren	1	0	1	0	1.000	0	1	0	1.000	0	0
48 MURPHY, Jackson	1	1	0	0	1.000	0	1	1	.500	0	0
23 HOLDING, Mitch	130	109	20	1	.992	1	28	4	.875	5	0
35 DEANNA, Mason	81	69	11	1	.988	0	6	3	.667	0	0
38 MURPHY, Cole	62	57	4	1	.984	8	0	0	---	0	0
26 WIEMER, Joey	55	50	4	1	.982	2	0	0	---	0	0
10 SANTIAGO, Eric	48	14	33	1	.979	7	0	0	---	0	0
3 MERCER, Jace	94	37	55	2	.979	16	0	0	---	0	0
2 BELLINI, Joey	99	36	59	4	.960	14	0	0	---	0	0
34 KULLMAN, AJ	6	1	4	1	.833	1	5	0	1.000	0	0
21 BITZENHOFER, JP	4	3	0	1	.750	0	0	0	---	0	1
31 MOORE, Nathan	5	1	2	2	.600	0	4	0	1.000	0	0
11 SCHOENLE, Garrett	4	0	1	3	.250	0	3	2	.600	0	0
19 BATCHO, Drake	0	0	0	0	.000	0	5	1	.833	0	0
17 MURRAY, Nick	0	0	0	0	.000	0	1	0	1.000	0	0
24 MCLAUGHLIN, Sean	0	0	0	0	.000	0	0	0	---	0	0
28 DOLWICK, Brennan	0	0	0	0	.000	0	0	0	---	0	0
27 WOOTEN, Josh	0	0	0	0	.000	0	0	0	---	0	0
32 OLSON, Isaac	0	0	0	0	.000	0	0	0	---	0	0
47 SCHIMMOELLER, Tanne	0	0	0	0	.000	0	0	0	---	0	0
Totals	872	630	224	18	.979	28	34	7	.829	5	1
Opponents	861	629	214	18	.979	16	37	6	.860	5	0



**2019 Cincinnati Baseball
Game Results for Cincinnati (as of May 27, 2019)
(All games)**



Date	Opponent	Score	Inns	Overall	AAC	Pitcher of record	Attend	Time
Feb 15, 2019	at Florida Atlantic	L 0-9	9	0-1-0	0-0-0	Kullman (L 0-1)	689	2:18
Feb 16, 2019	at Florida Atlantic	L 7-8	(11)	0-2-0	0-0-0	Shawver (L 0-1)	522	3:41
Feb 17, 2019	at Florida Atlantic	L 3-5	9	0-3-0	0-0-0	Wade (L 0-1)	377	2:46
Feb 22, 2019	at HBU	L 4-5	9	0-4-0	0-0-0	Stewart (L 0-1)	280	3:15
Feb 23, 2019	at HBU	L 1-2	9	0-5-0	0-0-0	Shawver (L 0-2)	315	2:14
Feb 24, 2019	at HBU	w 5-4	(12)	1-5-0	0-0-0	Murray (W 1-0)	354	4:12
Feb 26, 2019	at Indiana	L 1-7	9	1-6-0	0-0-0	Batcho (L 0-1)	0	3:12
Mar 01, 2019	at #15 Auburn	L 0-5	9	1-7-0	0-0-0	Kullman (L 0-2)	3544	2:26
Mar 02, 2019	at #15 Auburn-1	L 0-5	9	1-8-0	0-0-0	Kroger (L 0-1)	-	2:40
Mar 02, 2019	at #15 Auburn-2	L 5-9	9	1-9-0	0-0-0	Batcho (L 0-2)	7387	3:26
Mar 10, 2019	BOWLING GREEN-1	w 4-3	(10)	2-9-0	0-0-0	Shawver (W 1-2)	1447	2:56
Mar 10, 2019	BOWLING GREEN-2	w 4-3	9	3-9-0	0-0-0	Stewart (W 1-1)	1447	2:56
Mar 11, 2019	BOWLING GREEN	w 4-3	9	4-9-0	0-0-0	Schoenle (W 1-0)	948	3:15
Mar 12, 2019	WRIGHT STATE	L 3-8	9	4-10-0	0-0-0	Batcho (L 0-3)	954	3:02
Mar 13, 2019	INDIANA	w 7-5	9	5-10-0	0-0-0	Thompson (W 1-0)	1063	2:51
Mar 15, 2019	NIAGARA	L 1-2	9	5-11-0	0-0-0	Kullman (L 0-3)	869	2:13
Mar 16, 2019	NIAGARA	w 5-0	9	6-11-0	0-0-0	Kroger (W 1-1)	958	2:23
Mar 17, 2019	NIAGARA	L 7-8	9	6-12-0	0-0-0	Colvin (L 0-1)	912	3:25
Mar 19, 2019	at Wright State	L 4-10	9	6-13-0	0-0-0	Orndorff (L 0-1)	70	2:47
* Mar 22, 2019	at USF	L 2-4	9	6-14-0	0-1-0	Kullman (L 0-4)	1497	3:15
* Mar 23, 2019	at USF	w 6-5	9	7-14-0	1-1-0	Moore (W 1-0)	1415	3:12
* Mar 24, 2019	at USF	w 4-1	9	8-14-0	2-1-0	Schoenle (W 2-0)	1061	2:54
Mar 27, 2019	NKU	w 14-6	9	9-14-0	2-1-0	Moore (W 2-0)	903	3:12
* Mar 29, 2019	TULANE-1	L 4-19	9	9-15-0	2-2-0	Kullman (L 0-5)	1067	3:22
* Mar 29, 2019	TULANE-2	L 1-8	9	9-16-0	2-3-0	Shawver (L 1-3)	1008	3:07
* Mar 31, 2019	TULANE	w 7-6	9	10-16-0	3-3-0	Batcho (W 1-3)	1038	3:51
Apr 03, 2019	at Ohio State	w 9-5	9	11-16-0	3-3-0	Orndorff (W 1-1)	1351	3:15
* Apr 05, 2019	at #22 UConn	w 5-4	9	12-16-0	4-3-0	Kullman (W 1-5)	317	3:15
* Apr 06, 2019	at #22 UConn	L 1-5	9	12-17-0	4-4-0	Shawver (L 1-4)	2156	3:13
* Apr 07, 2019	at #22 UConn	w 10-4	9	13-17-0	5-4-0	Murray (W 2-0)	1891	3:45
Apr 09, 2019	XAVIER	w 2-1	9	14-17-0	5-4-0	Batcho (W 2-3)	1746	2:22
Apr 10, 2019	MIAMI	L 8-12	(11)	14-18-0	5-4-0	Murray (L 2-1)	1012	4:14
* Apr 12, 2019	UCF	L 0-15	8	14-19-0	5-5-0	Kullman (L 1-6)	1062	2:54
* Apr 13, 2019	UCF-1	w 8-3	9	15-19-0	6-5-0	Shawver (W 2-4)	1705	2:50
* Apr 13, 2019	UCF-2	w 7-6	9	16-19-0	7-5-0	Colvin (W 1-1)	1785	3:22
Apr 16, 2019	MIAMI	w 15-5	9	17-19-0	7-5-0	Noelker (W 1-0)	993	3:27
* Apr 18, 2019	at Houston	w 3-2	9	18-19-0	8-5-0	Orndorff (W 2-1)	1259	2:39
* Apr 19, 2019	at Houston	L 1-3	9	18-20-0	8-6-0	Shawver (L 2-5)	1417	2:49
* Apr 20, 2019	at Houston	L 4-8	9	18-21-0	8-7-0	Schoenle (L 2-1)	1844	3:48
Apr 23, 2019	#7 LOUISVILLE	L 0-12	9	18-22-0	8-7-0	Noelker (L 1-1)	1151	3:04
Apr 24, 2019	EKU	w 5-2	9	19-22-0	8-7-0	Stewart (W 2-1)	1081	3:15
* Apr 26, 2019	WICHITA STATE	w 5-1	9	20-22-0	9-7-0	Orndorff (W 3-1)	1195	2:28
* Apr 27, 2019	WICHITA STATE	w 11-9	9	21-22-0	10-7-0	Colvin (W 2-1)	2083	3:28
* Apr 28, 2019	WICHITA STATE	w 10-4	9	22-22-0	11-7-0	Murray (W 3-1)	1062	2:50
* May 03, 2019	#8 ECU-1	L 4-9	9	22-23-0	11-8-0	Shawver (L 2-6)	1081	2:51
* May 03, 2019	#8 ECU-2	L 3-6	9	22-24-0	11-9-0	Orndorff (L 3-2)	1221	3:07
* May 05, 2019	#8 ECU	L 2-6	9	22-25-0	11-10-0	Colvin (L 2-2)	1153	2:28
May 07, 2019	at Miami (OH)	L 6-7	(10)	22-26-0	11-10-0	Thompson (L 1-1)	412	3:19
* May 10, 2019	at Memphis	w 7-4	9	23-26-0	12-10-0	Orndorff (W 4-2)	123	2:50
* May 11, 2019	at Memphis	L 4-11	9	23-27-0	12-11-0	Shawver (L 2-7)	293	3:25
* May 12, 2019	at Memphis	w 4-2	9	24-27-0	13-11-0	Colvin (W 3-2)	241	2:43
May 14, 2019	NKU	w 6-5	9	25-27-0	13-11-0	Schoenle (W 3-1)	3860	3:06
May 16, 2019	XAVIER	L 2-11	9	25-28-0	13-11-0	Batcho (L 2-4)	1404	2:57
May 17, 2019	vs Xavier	w 10-4	9	26-28-0	13-11-0	Shawver (W 3-7)	2500	3:30
May 18, 2019	vs Xavier	L 2-10	9	26-29-0	13-11-0	Stewart (L 2-2)	550	3:15
May 21, 2019	vs Memphis	w 11-6	9	27-29-0	13-11-0	Orndorff (W 5-2)	0	2:57
May 23, 2019	vs Tulane	w 8-4	9	28-29-0	13-11-0	Moore (W 3-0)	1042	3:34
May 25, 2019	vs UCF	w 10-6	9	29-29-0	13-11-0	Kullman (W 2-6)	1022	3:57
May 26, 2019	vs UConn	w 22-5	9	30-29-0	13-11-0	Schoenle (W 4-1)	822	4:19