

### 2024 SCHEDULE

OVERALL: 2-2  
CONFERENCE (AAC): 0-0 | NON-CONFERENCE: 1-2  
HOME: 1-1 | AWAY: 1-1

DATE	OPPONENT	TV	TIME/RESULT
<b>FEBRUARY</b>			
11	at Marquette	Flo	L, 12-18
14	<b>MICHIGAN</b>	ESPN+	L, 4-14
18	at Robert Morris	ESPN +	W, 15-0
23	<b>CENTRAL MICHIGAN</b>	ESPN+	<b>W, 17-4</b>
25	at Butler	TBD	1 p.m.
29	<b>YOUNGSTOWN STATE</b>	ESPN+	<b>4 p.m.</b>
<b>MARCH</b>			
3	<b>KENT STATE</b>	ESPN+	<b>12 P.M.</b>
6	<b>LOUISVILLE</b>	ESPN+	<b>12 P.M.</b>
10	at Xavier	TBD	12 P.M.
14	at Wofford	TBD	12 p.m.
17	at Old Dominion	TBD	12 p.m.
23	<b>JAMES MADISON</b>	ESPN+	<b>12 P.M.</b>
30	<b>EAST CAROLINA*</b>	ESPN+	<b>12 P.M.</b>
<b>APRIL</b>			
5	<b>OHIO STATE</b>	ESPN+	<b>12 p.m.</b>
13	at Temple*	TBD	12 p.m.
20	<b>FLORIDA*</b>	ESPN+	<b>12 P.M.</b>
27	at Vanderbilt*	TBD	1 p.m.

\* - American Athletic Conference game  
All times Eastern (ET).  
Home games in **BOLD CAPS**, played in Nippert Stadium.

### CONFERENCE STANDINGS

1. James Madison	4-0, 0-0 AAC
2. Vanderbilt	2-0, 0-0 AAC
3. Temple	4-1, 0-0 AAC
4. East Carolina	3-1, 0-0 AAC
5. <b>CINCINNATI</b>	2-2, 0-0 AAC
6. Florida	1-2, 0-0 AAC
7. Old Dominion	1-3, 0-0 AAC

### COACHING STAFF AND SUPPORT

Head Coach	Gina Thomas (Oliver) (12th Season)
Assistant Coach	Haley Hardy (Third Season)
Assistant Coach	Jamie Redding (Third Season)
Associate Athletic Trainer	David Ahouse
Assistant Performance Coach	Michael Stegemoeller

### SOCIAL MEDIA

Instagram	@gobearcatslax
Twitter/X	@GoBearcatsLAX
Facebook	GoBearcats   Women's Lacrosse

### ATHLETIC COMMUNICATIONS

UC ATHLETICS COMMUNICATIONS  
2751 O'VARSITY WAY SUITE 860 CINCINNATI, OHIO  
45221-0021 • GOBEARCATS.COM  
Women's Lacrosse SID ..... Maddie Reidenbach  
Cell ..... 330-340-3286  
Email ..... reidenmk@mail.uc.edu



### CINCINNATI BEARCATS

Record: 2-2 (0-0 AAC)  
Head Coach: Gina Thomas  
Record at UC: 75-108 (12th)  
Career Record: 75-108 (12th)

### GAME 5



### BUTLER BULLDOGS

Record: 1-2 (0-0 BIG EAST)  
Head Coach: Maggie Zentgraf  
Record at Butler: 10-12 (2nd)  
Career Record: 28-68 (7th)



SUNDAY, FEB. 25, 2024 | 1 P.M. ET | VARSITY FIELD | INDIANAPOLIS, IND.

## THE RUNDOWN

- Sophomore attacker Camryn Callaghan leads the team with 18 goals this season and 74 in her career, placing her twelfth nationally in 2024.
- Senior Midfielder Lauren Ottensmeyer has notched three hat tricks in the last four games, matching her career-high of five goals against Robert Morris.
- Grad student goalkeeper, Victoria Macres recorded 24 saves this season with a 0.429 save percentage.
- Freshmen midfielders Ally Keith, Caroline Soller and Hailey Joy Simpson have made an instant impact for the Bearcats, both scoring their first collegiate goals within the first three games.

## // SERIES HISTORY

- This will be the sixth overall meeting between the two schools with the series dating back to 2017. Cincinnati leads 5-0.
- Led by hat trick performances from Callaghan (five goals), Goeller (three) and Gioia (three), Cincinnati flew past Butler, 17-3 in 2023.
- The Bearcats collected a 38-10 advantage in shots and held the Bulldogs scoreless until the third quarter.

## // SCOUTING THE BULLDOGS

- Butler is currently 1-2 after falling 17-16 to Vanderbilt on Wednesday.
- Junior goalie Caroline Smith recorded 12 saves and four groundballs against Vanderbilt and has notched 30 saves thus far this season.
- Senior Midfielder Leah Rubino received preseason All BIG-EAST Team honors and finished out her junior season earning First Team All BIG-EAST accolade. Rubino lead the team in the 2023 season with 35 goals and 40 points.
- Butler's assistant coach, McKenna Rushford, is a former Bearcat who spent two years in the program before finishing her career at Jacksonville.

### PROBABLE STARTERS

#	NAME	CL	POS	G	A	SH	GB	DC	CT
4	Camryn Callaghan	So.	A	18	1	33	0	1	0
27	Elizabeth Murphy	Sr.	A	3	3	8	1	0	0
30	Lauren Ottensmeyer	Sr.	A	12	2	38	1	1	0
3	Julie Rose	Jr.	M	0	0	0	5	11	0
17	Grace Jenny	Gr.	M	1	2	5	2	7	0
18	Mia Federovich	So.	M	0	0	0	4	0	0
12	Ava Goeller	Sr.	M	0	1	12	0	0	0
9	Alexis Rich	Jr.	D	0	0	0	8	0	0
14	Dani Mikvy	Gr.	D	0	0	0	6	0	0
29	Sophia Finotti	Gr.	D	0	0	0	6	1	0
35	Grace Hirschmann	Sr.	D	0	0	0	1	1	0

GK	NAME	CL	MIN	GA	GAA	SV	SV%	W	L
33	Victoria Macres	Gr.	200:50	32	9.56	24	.429	2	2

**SHE'S BACKKKK**

- Dani Mlkvy returns to the Bearcats lineup for another season as a graduate student. Mlkvy was named of the AAC Preseason All-Conference Team on Jan 30. Her 6.33 draw controls per game led the AAC and ranked 18th nationally. Mlkvy's 218 career draw controls are second to her sister, Sam's, 280 in program history. She started all 18 contests and had four matches of 10 or more DCs, with UC winning each of them.

**NEW KIDS ON THE BLOCK**

- Cincinnati welcomed 11 newcomers including 10 freshman and one transfer.
- Freshman Hailey Simpson was named by unanimous midfielder All League Division A team selection in 2023. She helped lead Flint Hill High School to a runner-up finish in the ISL Division A Championship. Simpson is a two-time Under Armour All-American and finished as the UA All-America South Super Regional "Stat Leader" in goals and was a part of the Under Armour 150 Championship Team.
- Freshman Malia Adams helped lead her team to their first ever appearance in the Maryland state finals with a team-high 70 goals in her junior season.
- As a senior, she led her team to the regional championship and was named First Team All Montgomery County Midfielder 4A. She earned All-State Midfielder and Player of the Year accolades with 68 goals and 78 percent draw control.
- Freshman Ava LaRuffa was named a three-time All-District Defender in 2021, 2022 and 2023. She earned back-to-back All-Region Defender and All-State Defender in 2022 and 2023.
- The Centreville High School alum was awarded the 2023 Washington Post All-Met Midfielder and 2023 District Defensive Player of the Year. LaRuffa was also named a USA Lacrosse Academic All-American in 2022 and 2023.

**GUARDING THE GOAL**

- The Bearcats added two new goalkeepers to the roster, freshman Hailey Darko and grad student Victoria Marces.
- Macres is a graduate transfer goalie who drew action in two NCAA tournament games with 2023 Final Four participant Denver last spring. She appeared in 11 games and posted a 4-0 record in 2023.
- During her time at Denver, she notched a career-high seven saves versus Marquette and recorded a save percentage of 0.529 in 2023. A four-year letter winner at Granite Bay High School, Macres was also a three-time Varsity Scholar Athlete and earned First Team All-League selection in 2018. She was also selected to the Tenacity Elite Lacrosse All-American Team in 2018.
- Darko was the starting goalie and four-year team captain for Cherokee High School. She was named MVP All-County Defensive Player of the Year as well as being selected for the All-Star DiVarsity Georgia Team. She helped her team to the program's first ever Elite Eight appearance and concluded her high school career with over 500 career saves.
- Darko was rated the number one goalie in Georgia two years in a row in 2022 and 2023. She was named to the GHSA 7A All-Area First Team, a two-time US All-American and US All-American watch list.
- Senior Ashley Lapp returns for Cincinnati, notching the fifth-best save percentage in the AAC (.347 avg/g) and 6.83 saves per game which ranks fourth. Her 11.09 GAA was second as well and the best since 2016.
- Also had 11 saves in victory over Temple to earn AAC Goalkeeper of the Week in that 12-9 decision.

**FAREWELL AAC**

- The Big 12 Conference has announced it will add women's lacrosse for the 2024-25 academic year, completing Cincinnati's athletics-wide move to the league. This spring will be the Bearcats' final one in the AAC, which began offering the sport in 2019.
- UC was previously in the Big East from 2009-18 and independent in its inaugural 2008 season.

**2024 CAPTAINS**

- Graduate Student Kimora Bailey, senior Julie Rose and sophomore Camryn Callaghan were chosen as team captains for the 2024 season. Bailey was a key defender last season, collecting 15 ground balls, six draw controls and six caused turnovers. Rose scored five goals, all over UC's three overtime games.

Callaghan posted 56 goals to lead all freshman nationally, as well as set a new UC rookie record and marked the third-most in program history. She tied the school-record with eight goals against eventual top-25 Marquette.

**REPPIN' THE RED WHITE AND BLUE**

- Rising sophomore attacker Camryn Callaghan earned a place on the USA U20 Lacrosse training team.
- Head coach Gina Thomas, who is entering her 12th year at the helm, made the training team in 2005 and later played in the 2009 and 2013 World Cups.
- The 42 players named to the training team (out of 99 at the event) come from high schools from 12 states and the District of Columbia and represent 20 colleges with their current enrollment or commitment.
- The U20 training team will be back at USA Lacrosse for a training camp in August and will compete at the USA Lacrosse Fall Classic in October before the final roster is ultimately selected to represent the country at the 2024 World Lacrosse Women's U20 Championship in Hong Kong, China next summer.

**SUCCESS OFF THE FIELD**

- UC has earned team academic honors (3.2 GPA or higher) in nine of Head Coach Gina Thomas' 11 years at the helm as well. This past fall, the team earned a 3.6 team GPA with 32 Dean's List recipients and six TopCats (4.0 GPA).

**AAC PRESEASON ALL-CONFERENCE HONORS**

- Sophomore attack Camryn Callaghan, senior midfielder Ava Goeller and grad student defender Dani Mlkvy were named to the AAC Preseason All-Conference team.
- Callaghan was the unanimous selection for 2023 AAC Freshman of the Year. She recorded 56 goals to lead all freshmen nationally, as well as setting a new program freshman record. She ranks fifth in the AAC for free-position goals (0.67 avg/g) and tied the school-record with eight goals against eventual top-25 Marquette.
- The Upper Arlington native earned a spot on the USA U20 Lacrosse training team this past July where she will be in contention to make the 2024 team that competes in Hong Kong.
- Goeller earned the accolade for the second year in a row alongside teammate, Dani Mlkvy. She led the Bearcats with 18 assists while ranking second with 42 goals and 60 points. Her 29 draw controls ranked second to Mlkvy's school-record 114. She ranked fourth in the AAC for goals per game (2.50) and second for shots per game (6.67).
- Mlkvy was a unanimous selection. Her 6.33 draw controls per game led the AAC and ranked 18th nationally. Her 218 career draw controls are second to her sister, Sam's, 280 in program history. She started all 18 contests and had four matches of 10 or more DCs, with UC winning each of them.

**WE'RE ALL IN THIS TOGETHER**

- Cincinnati had five or more players score in 14 of their last 18 games.
- In their 24-9 victory over Robert Morris on Feb. 17, 2023, 10 different Bearcats scored a goal, led by Lauren Ottensmeyer and Camryn Callaghan each having five.

**NEW AND OLD BOSSES**

- Head coach Gina Thomas (Oliver) enters her 12th season at the helm. UC, which played in the first round of the AAC Conference Tournament last year, is picked fourth in the league.
- Both Haley Hardy and Jamie Redding enter their third year assistant coaches.
- Hardy was previously the head coach at Radford, announced in October 2014 to usher in the new program. Hardy (formerly Marvine) was a standout goalkeeper at UC from 2008-11 and a team captain.
- Redding was a former All-BIG EAST selection at Louisville and spent two seasons at Niagara. She was at Holy Cross for the three years before that.

## NUMBERS TO KNOW

11

Last spring, the Bearcats notched 11 wins, seven of those being at home. The most since 2019, 12 overall wins and 10 at home.

221

Cincinnati outscored their opponents 221-192 last season with .739 shoots on goal percentage. The Bearcats also recorded 513 shots compared to their opponents 438.

23

UC has scored double-digit goals in 23 of their last 34 games. 18 of those have resulted in wins for the Bearcats and eight of those wins have been at home.

39

The Bearcats will roster 39 student athletes for the 2024 season. The 39 is made up of 28 returning players, one transfer and 10 freshman. Seven of the 39 players are native Ohioians.

4

Repping a new number this season, Camryn Callaghan returns to the roster after a stellar rookie season as a Bearcat. She was the 2023 AAC Freshman of the Year and AAC Preseason All-Conference.

12

Head coach Gina Thomas (Oliver) enters her 12th season leading the Bearcats. She is joined by assistant coaches Haley Hardy and Jamie Redding who both begin their third season with Cincinnati.

## LAST TIME IT HAPPENED...

## OVERALL

WON.....vs. Central Michigan, 17-4, 2/23/24  
LOST.....vs. Michigan, 14-4, 2/14/24

## AT HOME

WON.....vs. Central Michigan, 17-4, 2/23/24  
LOST.....vs. Michigan, 14-4, 2/14/24

## ON THE ROAD

WON.....vs. Robert Morris, 15-0, 2/18/24  
LOST.....at Marquette, 12-18, 2/11/24

## IN A CONFERENCE TOURNAMENT

WON.....vs. 3 Temple, 13-9, 5/2/19  
LOST.....vs. 6 James Madison, 7-13, 5/4/23

## OVERTIME

WON.....at Louisville, 13-12, 4/12/23  
LOST.....at Ohio State, 12-13, 2/28/23

## SERIES AT A GLANCE

OVERALL/STREAK	CINCINNATI LEADS, 5-0, W5
IN CINCINNATI	CINCINNATI LEADS, 3-0
LAST MEETING	CINCINNATI WON 17-3 ON 3/22/23

## CINCINNATI

## BUTLER

48-129

GOAL-SHOT ATT.

32-76

12.99

GOALS/PER GAME

10.67

.372

SHOT %

.421

32.2

SHOTS/GAME

25.3

20

ASSISTS

14

.333

FREE POSITION %

.500

52

GROUND BALLS

39

37

DRAW CONTROLS

37

56

TURNOVERS

44

33

CAUSED TURNOVERS

22

.870

CLEARS %

.778

## HISTORY VS. CENTRAL MICHIGAN

DATE	LOCATION	RESULT
March 22, 2023	H	W, 17-3
March 25, 2022	A	W, 16-12
Apr. 2, 2019	H	W, 19-6
Apr. 21, 2018	A	W, 14-8
Apr. 1, 2017	H	W, 21-3

## LAST TIME OUT

The Cincinnati lacrosse team defeated Central Michigan, 17-4, on Friday inside Nippert Stadium.

The Bearcats boasted eight different scorers, including the first collegiate goals by freshman midfielder Caroline Soller and junior attacker Megan Young.

UC took a 2-0 lead early in the first quarter with goals from junior attacker Kylie Gioia and senior midfielder Ava Goeller.

A goal by senior midfielder Lauren Ottensmeyer opened the second quarter. She finished with three goals to mark her third hat trick of the season.

Cincinnati went on to outscore Central Michigan, 7-2, in the second half.

Sophomore attacker Camryn Callaghan also secured her third hat trick of the season, finishing with five goals on seven shots.

Graduate student goalkeeper Victoria Macres notched eight saves, giving her 34 on the season and 80 in her career.

Graduate defender Sophia Finotti and senior Alexis Rich led the Bearcats defense with four combined turnovers forced.

Senior Lindsey Durkota lent a helping hand as the Bearcats' newest addition to the starting lineup, finishing with three assists.

Cincinnati improved to 2-2 on the season.

Lacrosse Box Score (Final)  
2024 Cincinnati Lacrosse  
Central Michigan vs Cincinnati (Feb 23, 2024 at Cincinnati)

Central Michigan (0-4) vs. Cincinnati (2-2)	Score by period	1	2	3	4	Total
Date: Feb 23, 2024 • Attendance: 200	Central Michigan	1	1	1	1	4
Weather: 56 deg. Sunny and Comfortable	Cincinnati	4	6	5	2	17

Central Michigan SCORING: GOALS: Sadie Hinkle 2; Skye DePrado 1; Makenna Huhn 1.  
ASSISTS: Skye DePrado 1.

Cincinnati SCORING: GOALS: Camryn Callaghan 5; Kylie Gioia 3; Lauren Ottensmeyer 3; Elizabeth Murphy 2; Ava Goeller 1; Grace Jenny 1; Caroline Soller 1; Megan Young 1.  
ASSISTS: Lindsey Durkota 3; Elizabeth Murphy 2; Kylie Gioia 1; Ava Goeller 1; Lexie Wolfe 1.

Shots by period	1	2	3	4	Total
Central Michigan	7	9	3	2	21
Cincinnati	10	11	12	5	38

Ground balls/prd	1	2	3	4	Total
Central Michigan	4	2	0	0	6
Cincinnati	6	3	3	4	16

F/O violations by prd	1	2	3	4	Total
Central Michigan	0	0	0	0	0
Cincinnati	0	0	0	0	0

Draw controls/prd	1	2	3	4	Total
Central Michigan	5	2	2	2	11
Cincinnati	1	5	5	2	13

Faceoffs by prd	1	2	3	4	Total
Central Michigan	0-0	0-0	0-0	0-0	0-0
Cincinnati	0-0	0-0	0-0	0-0	0-0

Clears by period	1	2	3	4	Total
Central Michigan	5-7	4-4	3-3	2-2	14-16
Cincinnati	8-8	3-3	2-3	2-2	15-16

Extra-man opps	1	2	3	4	Total
Central Michigan	0-0	1-0	0-0	0-0	1-0
Cincinnati	0-0	0-0	0-0	0-0	0-0

Free-position shots	1	2	3	4	Total
Central Michigan	1-4	0-3	1-2	0-0	2-9
Cincinnati	1-2	0-0	0-0	0-1	1-3

Stadium: Nippert Stadium  
Penalties - Central Michigan 0/0-00; Cincinnati 0/0-00.  
Shot clock violations - Central Michigan 4; Cincinnati 1.  
Officials: Mary Jane Evagashy; Mary Brainard; Marc Dunker. Scorer: Steve Albrinck.

Official's signature

NUMERICAL

#	NAME	POS.	HT.	CL.	HOMETOWN / HIGH SCHOOL / PREVIOUS SCHOOL
0	Ashley Lapp	G	5-5	Sr.	Missouri City, Texas / Ridge Point / Akron
1	Kylie Gioia	A	5-3	Jr.	Broomall, Pa. / Marple Newton
2	Brinley Hopper	M	5-6	Fr.	Eden Prairie, Minn. / Eden Prairie
3	Julie Rose	M	5-8	Sr.	Baltimore, Md. / Loch Raven
4	Camryn Callaghan	A	5-4	So.	Upper Arlington, Ohio / Upper Arlington
5	Ally Keith	M	5-6	Fr.	Millersville, Md. / Archbishop Spalding
6	Taylor Kozina	A	5-9	So.	Milton, Ga. / Milton
7	Sarah Barnes	M	5-7	Jr.	Brielle, N.J. / Manasquan
8	Paris Alexander	A	5-7	Jr.	Upper Arlington, Ohio / Upper Arlington
9	Alexis Rich	D	5-6	Jr.	North Brunswick, N.J. / North Brunswick Township
10	Harper Clopton	M	5-9	Jr.	Swampscott, Mass. / Swampscott
11	Kirsten Schleicher	A	5-8	Jr.	Bel Air, Md. / C. Milton Wright / Radford
12	Ava Goeller	M	5-4	Sr.	Bel Air, Md. / Bel Air
13	Jordan Remer	D	5-1	Sr.	Parkland, Fla. / American Heritage
14	Hailey Joy Simpson	M	5-9	Fr.	Reston, Va. / Flint Hill
15	Paige Counts	A	5-5	Fr.	Oakton, Va. / James Madison
16	Kennedy Koehler	D	5-4	So.	Baltimore, Md. / Maryvale Preparatory Academy
17	Grace Jenny	M	5-2	Gr.	Avon, Ohio / Magnificat / Louisville
18	Mia Federovich	M	5-6	So.	Annandale, Va. / Falls Church
19	Thea Work	M	5-7	So.	Lorton, Va. / South County
20	Kimora Bailey	D	5-5	Gr.	McDonough, Ga. / Union Grove/ Winthrop
21	Lexie Wolfe	M	5-8	So.	Wyckoff, N.J. / Ramapo
22	Malia Adams	M	5-7	Fr.	Alexandria, Va. / Bethesda-Chevy Chase
23	Lindsay Sparago	A	5-6	Jr.	Ho-Ho-Kus, N.J. / Northern Highlands Regional
25	Megan Young	A	5-7	Jr.	Bay Village, Ohio / Bay Village / Coastal Carolina
26	Hailey Darko	G	5-5	Fr.	Canton, Ga. / Cherokee
27	Elizabeth Murphy	A	5-7	Sr.	Lynbrook, N.Y. / Lynbrook
28	Lindsey Durkota	M	5-9	Sr.	Lancaster, Pa. / Hempfield
29	Sophia Finotti	D	5-4	Gr.	Westerville, Ohio / St. Francis DeSales
30	Lauren Ottensmeyer	M	5-8	Sr.	Ballwin, Mo. / Parkway West / Youngstown State
31	Sophie Fields	D	5-4	Jr.	Plano, Texas / Stepton
32	Caroline Soller	M	5-6	Fr.	Cincinnati, Ohio / Mariemont
33	Victoria Macres	G	5-6	Gr.	Granite Bay, Calif. / Granite Bay / Denver
35	Grace Hirschmann	D	5-9	Sr.	Chalfont, Pa. / Gwyned Mercy Academy
36	Devon Cherry	M	5-6	Fr.	Clifton, Va. / Robinson Secondary
37	Lilly Stelzer	A	5-7	Fr.	Upper Arlington, Ohio / Upper Arlington
41	Dani Mlkvy	D	5-6	Gr.	Berlin, N.J. / Eastern Regional
44	Ava LaRuffa	D	5-6	Fr.	Clifton, Va. / Centreville

STAFF

Gina Thomas (Oliver)	Head Coach	12th Season
Haley Hardy	Assistant Coach	3rd Season
Jamie Redding	Assistant Coach	3rd Season

PRONUNCIATION GUIDE

Sophia Finoti	so-fee-uh fih-naw-tee
Kylie Gioia	joy-uh
Ava Goeller	Gel (hard g)-ler
Camryn Callaghan	Callahan
Taylor Kozina	Koe-zee-na
Thea Work	Tay-uh
Victoria Macres	MAC-riz
Malia Adams	Ma-lee-uh

ROSTER BY STATE

<b>OHIO (7)</b>		44 Ava LaRuffa		Clifton	<b>TEXAS (2)</b>			
4	Camryn Callaghan	Upper Arlington	<b>MARYLAND (6)</b>		0	Ashley Lapp	Missouri City	
8	Paris Alexander	Upper Arlington	3	Julie Rose	Baltimore	31	Sophie Fields	Plano
17	Grace Jenny	Avon	5	Ally Keith	Millersville	<b>PENNSYLVANIA (3)</b>		
25	Megan Young	Bay Village	11	Kirsten Schleicher	Bel Air	1	Kylie Gioia	Broomall
29	Sophia Finotti	Westerville	12	Ava Goeller	Bel Air	28	Lindsey Durkota	Lancaster
32	Caroline Soller	Cincinnati	16	Kennedy Koehler	Baltimore	35	Grace Hirschmann	Chalfont
37	Lilly Stelzer	Upper Arlington	<b>NEW JERSEY (5)</b>		<b>MASSACHUSETTS (1)</b>			
<b>CALIFORNIA (1)</b>			7	Sarah Barnes	Brielle	10	Harper Clopton	Swampscott
33	Victoria Macres	Granite Bay	9	Alexis Rich	North Brunswick	<b>MISSOURI (1)</b>		
<b>VIRGINIA (7)</b>			21	Lexie Wolfe	Wyckoff	30	Lauren Ottensmeyer	Ballwin
14	Hailey Joy Simpson	Reston	23	Lindsay Sparago	Ho-Ho-Kus	<b>GEORGIA (3)</b>		
15	Paige Counts	Oakton	41	Dani Mlkvy	Berlin	6	Taylor Kozina	Milton
18	Mia Federovich	Annandale	<b>NEW YORK (1)</b>			20	Kimora Bailey	McDonough
19	Thea Work	Lorton	27	Elizabeth Murphy	Lynbrook	26	Hailey Darko	Canton
22	Malia Adams	Alexandria	<b>FLORIDA (1)</b>		<b>MINNESOTA (1)</b>			
36	Devon Cherry	Clifton	13	Jordan Remer	Parkland	2	Brinley Hopper	Eden Prairie

ALPHABETICAL

#	NAME	POS.	CL.
22	Malia Adams	M	Fr.
8	Paris Alexander	A	Jr.
20	Kimora Bailey	D	Gr.
7	Sarah Barnes	M	Jr.
4	Camryn Callaghan	A	So.
36	Devon Cherry	M	Fr.
10	Harper Clopton	M	Jr.
15	Paige Counts	A	Fr.
26	Hailey Darko	G	Fr.
28	Lindsey Durkota	M	Sr.
18	Mia Federovich	M	So.
31	Sophie Fields	D	Jr.
29	Sophia Finotti	D	Gr.
1	Kylie Gioia	A	Jr.
12	Ava Goeller	M	Sr.
35	Grace Hirschmann	D	Sr.
2	Brinley Hopper	M	Fr.
17	Grace Jenny	M	Gr.
5	Ally Keith	M	Fr.
16	Kennedy Koehler	D	So.
6	Taylor Kozina	A	So.
0	Ashley Lapp	G	Sr.
44	Ava LaRuffa	D	Fr.
33	Victoria Macres	G	Gr.
41	Dani Mlkvy	D	Gr.
27	Elizabeth Murphy	A	Sr.
30	Lauren Ottensmeyer	M	Sr.
13	Jordan Remer	D	Sr.
9	Alexis Rich	D	Jr.
3	Julie Rose	M	Sr.
11	Kirsten Schleicher	A	Jr.
14	Hailey Joy Simpson	M	Fr.
32	Caroline Soller	M	Fr.
23	Lindsay Sparago	A	Jr.
37	Lilly Stelzer	A	Fr.

ROSTER BY GRADE

GRAD/FIFTH YEAR (5)		
17	Grace Jenny	M
20	Kimora Bailey	D
29	Sophia Finotti	D
33	Victoria Macres	G
41	Dani Mlkvy	D
SENIORS (8)		
0	Ashley Lapp	G
3	Julie Rose	M
12	Ava Goeller	M
13	Jordan Remer	D
27	Elizabeth Murphy	A
28	Lindsey Durkota	M
30	Lauren Ottensmeyer	M
35	Grace Hirschmann	D
JUNIORS (9)		
1	Kylie Gioia	A
7	Sarah Barnes	M
8	Paris Alexander	A
9	Alexis Rich	D
10	Harper Clopton	M
11	Kirsten Schleicher	A
23	Lindsay Sparago	A
25	Megan Young	A
31	Sophie Fields	D
SOPHOMORES (7)		
4	Camryn Callaghan	A
6	Taylor Kozina	A
16	Kennedy Koehler	D
18	Mia Federovich	M
19	Thea Work	M
21	Lexie Wolfe	M
FRESHMAN (10)		
2	Brinley Hopper	M
5	Ally Keith	M
14	Hailey Joy Simpson	M
15	Paige Counts	A
22	Malia Adams	M
26	Hailey Darko	G
32	Caroline Soller	M
36	Devon Cherry	M
37	Lilly Stelzer	A
44	Ava LaRuffa	D

INDIVIDUAL LEADERS GAME-BY-GAME

OPPONENT	RESULT	GOALS	ASSISTS	SHOTS	GROUNDBALLS
at Marquette (2/11)	L, 12-18	CALLAGHAN (6)	JENNY, MURPHY, WOLFE, DURKOTA (1)	CALLAGHAN (9)	ROSE (3)
vs. Michigan (2/14)	L, 4-14	CALLAGHAN, KEITH, OTTENSMEYER, MURPHY (1)	GOELLER (1)	GOELLER (6)	ROSE (3)
at Robert Morris (2/18)	W, 15-0	CALLAGHAN (6)	OTTENSMEYER (2)	OTTENSMEYER (16)	MLKVY (3)
vs. Central Michigan (2/23)	W, 17-4	CALLAGHAN (5)	DURKOTA (3)	OTTENSMEYER(11)	RICH,FINOTTI,FEDEROVICH (3)
at Butler (2/25)					
vs. Youngstown State (2/29)					
vs. Kent State (3/3)					
vs. Louisville (3/6)					
vs. Xavier (3/10)					
at Wofford (3/14)					
at Old Dominion (3/17)					
vs. James Madison (3/23)					
vs. East Carolina (3/30)					
vs. Ohio State (4/5)					
at Temple (4/13)					
vs. Florida (4/20)					
at Vanderbilt (4/27)					

STARTING LINEUP GAME-BY-GAME

GAME	A	A	A	M	M	M	M	D	D	D	D	GK
at Marquette	CALLAGHAN	MURPHY	OTTENSMEYER	ROSE	JENNY	FEDEROVICH	GOELLER	RICH	MLKVY	FINOTTI	HIRSCHMANN	MACRES
vs. Michigan	CALLAGHAN	MURPHY	OTTENSMEYER	ROSE	JENNY	FEDEROVICH	GOELLER	RICH	MLKVY	FINOTTI	HIRSCHMANN	MACRES
at Robert Morris	CALLAGHAN	MURPHY	OTTENSMEYER	ROSE	JENNY	FEDEROVICH	DURKOTA	RICH	MLKVY	FINOTTI	HIRSCHMANN	MACRES
vs. Central Michigan	CALLAGHAN	MURPHY	OTTENSMEYER	GOELLER	JENNY	FEDEROVICH	DURKOTA	RICH	MLKVY	FINOTTI	HIRSCHMANN	MACRES
at Butler												
vs. Youngstown St.												
vs. Kent State												
vs. Louisville												
at Xavier												
at Wofford												
at Old Dominion												
vs. James Madison												
vs. East Carolina												
vs. Ohio State												
at Temple												
vs. Florida												
at Vanderbilt												



# HEAD COACH GINA THOMAS (OLIVER) | 12TH SEASON

## ALL-AMERICAN AND TWO-TIME WORLD CHAMPION

Gina Oliver is heading into her 12th season as the head coach at the University of Cincinnati in 2024.

Thomas in May 2021 was elected as vice president of the Intercollegiate Women's Lacrosse Association (IWLCA), which includes a three-year service term. She has mentored 22 All-Conference selections over her Bearcat tenure, including seven in 2019 and four in 2021. The former season saw her and assistants Shannon Witzel and Caitlin Prince named the AAC's Coaching Staff of the Year. Prior to the 2019 campaign, Cincinnati had just five conference postseason honors, all since 2015.

UC has earned team academic honors (3.2 GPA or higher) in nine of her 11 years at the helm as well.

The 2023 season saw a breakthrough for the Bearcats, improving their win total by four from the previous season. Their 11 regular-season wins matched the program record from 2019 as well. Camryn Callaghan was named the AAC Freshman of the Year, UC's second since 2019, and Dani Mlkvy and Ava Goeller joined her on the AAC's First Team. Callaghan's 56 goals helped her to a USA U20 Team tryout as well. Cincinnati also earned a road overtime win at Louisville, its first-ever over the Cardinals or an ACC foe, while defeating Vanderbilt, 19-6, for its largest-ever margin of victory against the Commodores.

In 2022, the Bearcats claimed their eighth team IWLCA Academic Award out of Thomas' 10 years at the helm, while Kylie Nause was named the AAC's Lacrosse Scholar-Athlete of the Year. Nause, en route to also earning First-Team All-AAC honors, broke the single-season school records for goals (63) and hat tricks (15). Dani Mlkvy's prowess at midfield also earned her First-Team honors, while sophomore transfer attacker Ava Goeller made the Second Team.

The Bearcats also had four All-AAC members in 2021 (Alyssa Adams, Monica Borzillo, Morgan Dukes, Sam Mlkvy) after COVID wiped out much of the 2020 season. Borzillo's career numbers reached incredible heights over her five seasons with 197 goals and 145 assists, among others.

The 2019 campaign, coming off the best season in its then-12-year program history that saw the Bearcats reach the postseason for the first time as well as finish as the runners-up in the inaugural American Athletic Conference season.

In 2018, the Bearcats strung together six wins in a row early in the year for the longest streak in program history on their way to records for wins (8) and winning percentage (.471). To get there, UC produced solid stats on both sides of the ball throughout the year, including 501 ground balls and an average of 29.47 per game, both of which led the NCAA. Offensively, the Bearcats broke single season program records for points (287), goals (201), assists (86), shots (504), shots on goal (371), man-up goals (12) and free-position goals (43). Along with their ground ball numbers, the defense also caused 187 turnovers, also a program record.

Individually, several Bearcats were solid once again, including Monica Borzillo, who was named All-BIG EAST Second Team for the second year in a row after accumulating 69 points on 42 goals and 27 assists, all of which ranked in the Top 10 of the conference. Two players recorded nearly 50 ground balls each on the year with freshman Morgan Dukes leading the way with 49 and Sam Mlkvy posting 48. Also on the defensive end, Giuliana Durso turned in a single-season record 161 saves and a 44.7 save percentage to help the Bearcats to several big wins, most notably a 17-12 win over Ohio State, the first victory in the series in program history.

UC increased its win total in 2017 and had Borzillo and Amanda Donovan named Second-Team All-BIG EAST Conference. Borzillo finished the season with 39 goals, a school-record 34 assists and 73 total points, leading the team in all categories, and ranking fourth in the BIG EAST with 2.00 assists per game, was second on the team with 33 points off 25 goals and seven assists while also ranking first in caused turnovers (28), fourth in ground balls (33) and fourth in draw controls (26).

The 2016 season saw the Bearcats double their win total from a season ago, while defender Kyara Byner became the first player in program history to earn first team All-BIG EAST honors, as well as All-Region honors from the Intercollegiate Women's Lacrosse Coaches Association.

The 2015 campaign saw a UC player earn postseason honors from the BIG EAST Conference for the first time in program history. Courtney Curtis was named second team All-BIG EAST after leading the team in goals at 37.

In 2014, Oliver coached the Bearcats to six victories, including a program record five-game winning streak that saw the team receive



votes in the Brine/Inside Lacrosse Media Poll for the first time ever. This was after losing the team's top scorer, Megan Bell, to injury in just the seventh game of the year. Five different Bearcats earned weekly honor from the BIG EAST Conference during the season, including Bell as Offensive Player of the Week and goalie Meg Gulmi as Defensive Player of the Week.

Her debut season in Cincinnati saw the 2013 Bearcats match the program record with seven wins, highlighted by the school's first-ever BIG EAST victory over Rutgers to cap the season. Bell led the team in scoring, while Gulmi started every game as a rookie and averaged a league-best 8.88 saves per game. The win totals in 2013 and 2014 marked the best consecutive seasons in program history until the 2017-18 campaigns came along when UC won six and eight, respectively.

Oliver spent the previous five seasons at Duquesne (2008-2012) as the Dukes' defensive coordinator, where she produced a 2012 Atlantic-10 Defensive Player of the Year and Rookie of the Year. During her time at Duquesne, Oliver coached six IWLCA All-Region players, 21 all-conference honorees, 13 members of the A-10 All-Rookie Team and 12 student-athletes who won academic all-conference accolades.

A 2005 graduate of Ohio State, Oliver spent the 2006 and 2007 seasons on the Buckeyes staff, working under OSU head coach Sue Stimmel. While in Columbus, Oliver served as co-director of the Ohio State Women's Lacrosse Camp, while also assisting with recruiting, budgeting and scholarship duties, as well as travel and team practice planning.

Oliver was one of 18 players on the U.S. Women's National Team that won gold at the Federation of International Lacrosse (FIL) World Cup in 2013. Playing as a defender at the World Cup, Oliver recorded 10 ground balls and caused seven turnovers. The highlight came as she was named the player of the game in Team USA's 21-8 semifinal win over England after causing three turnovers and picking-up four ground balls. It was the second FIL World Cup gold for Oliver, who also won the World Cup in June 2009 and was named to the All-World Team, which is awarded to the best 12 players in the world.

A standout midfielder at Ohio State (2002-05), Oliver was a four-year letter winner for the Buckeyes and earned All-America honors three times. During her career, she collected All-America honors from the Intercollegiate Women's Lacrosse Coaches Association (second team in 2003 and third team in 2004), WomensLacrosse.com (first team in 2003 and third team in 2005) and Warrior/Inside Lacrosse (first team in 2003). She was the American Lacrosse Conference Player of the Year in 2003 as Ohio State won the American Lacrosse Conference Championship and the league's rookie of the year in 2002. Oliver was also a four-time, First-Team All-ALC selection.

The Pottstown, Pa., native closed out her time at OSU as the program's career leader in ground balls (236) and caused turnovers (201) and was second in draw controls (121). She also was third in career points with 166 while ranking second in goals scored (125) and sixth in assists (41).



### PERSONAL INFORMATION

**Education:** Ohio State ('05, B.S.)

**Year in Coaching:** 12th

### PLAYING CAREER

YEAR	TEAM
2002-05	Ohio State (Midfielder)

### COACHING CAREER

YEAR	SCHOOL	POSITION
2013-Present	Cincinnati	Head Coach

PLAYER PROFILES



1 | KYLIE GIOIA

A | SO. | BROOMALL, Pa.

- Appeared in all 18 games, starting 4.
- Scored 27 goals on 47 shots, ranking second on the team with 16 assists.
- Notced four hat tricks over six games, including a game-high four goals at JMU.
- Academic all-AAC.

CAREER STATISTICS

SEASON	GP	G	A	PTS	SH	GW	GB	DC	TO	CT
2022	17	14	6	20	32	1	12	0	15	2
2023	18	27	16	43	47	1	9	0	16	0
2024	3	1	1	2	4	0	1	0	2	2
TOTAL	38	42	22	65	83	2	22	0	32	4

CAREER HIGHS

SHOTS: 7 vs. Butler (3/22/23)  
SHOTS ON GOAL: 5 at James Madison (4/16/23)  
GOALS: 4 at James Madison (4/16/23)  
ASSISTS: 2, twice, at Vanderbilt (4/30/22), vs. Old Dominion (4/22/23)  
POINTS: 5, vs. Temple (4/1/23)  
CAUSED TURNOVERS: 1, at Ohio Dominican (4/16/22)  
GROUND BALLS: 4, at Akron (3/6/22)



4 | CAMRYN CALLAGHAN

A | SO. | UPPER ARLINGTON, OHIO

USA U20 TRAINING TEAM MEMBER  
AAC FRESHMAN OF THE YEAR

- Scored 56 goals to lead all freshman nationally as well as a new UC rookie record.
- Also marked the third-most in program history.
- Tied the program-record with eight goals against Marquette.
- Tallied 12 assists, 21 ground balls and 16 draw controls to go with nine caused turnovers
- Posted 12 hat tricks, and UC was 9-3 in those contests

CAREER STATISTICS

SEASON	GP	G	A	PTS	SH	GW	GB	DC	TO	CT
2023	18	56	12	68	127	4	21	16	38	9
2024	3	13	1	14	26	0	0	0	6	1
TOTAL	21	69	13	82	153	4	21	16	44	10

CAREER HIGHS

SHOTS: 12 at Robert Morris (2/16/24)  
SHOTS ON GOAL: 10 vs. Marquette (2/19/23)  
GOALS: 8 vs. Marquette (2/19/23)  
ASSISTS: 3, twice, vs. Kent State (2/10/23), at James Madison (4/16/23)  
POINTS: 8 vs. Marquette (2/19/23)  
CAUSED TURNOVERS: 3 at Central Michigan (3/10/23)  
GROUND BALLS: 4, twice, at Cemtral Michigan (3/10/23), at East Carolina (4/8/23)



3 | JULIE ROSE

M | SR. | BALTIMORE, MD.

- Played in 18 matches with six starts.
- Scored five goals, all over UC's thre overtime games.
- Had 14 ground balls and nine draw controls.
- Recorded a hat trick vs. Ohio State.
- Academic All-AAC.

CAREER STATISTICS

SEASON	GP	G	A	PTS	SH	GW	GB	DC	TO	CT
2022	17	4	3	7	12	0	5	2	10	1
2023	18	5	0	5	18	0	16	10	17	7
2024	3	0	0	0	0	0	5	11	2	0
TOTAL	38	9	3	12	30	0	26	23	29	8

CAREER HIGHS

SHOTS: 3, at Ohio State (2/28/23)  
SHOTS ON GOAL: 3, at Ohio State (2/28/23)  
GOALS: 3, at Ohio State (2/28/23)  
ASSISTS: 1, at Florida (5/6/21)  
POINTS: 3, at Ohio State (2/28/23)  
CAUSED TURNOVERS: 3, vs. Butler (3/22/23)  
GROUND BALLS: 3, at Youngstown State (2/22/23)



12 | AVA GOELLER

M | SR. | BEL AIR, MD. | RADFORD

- First-Team All-AAc and a team capain.
- Earned two AAC Midfielder of the Week honors.
- Led team with 18 assists while raanking second with 42 goals and 60 points.
- Her 29 draw controls ranked second to only Dani Mlkvy's school-record 114.
- Scored game-winning goal overtime goal vs. Louisville.

CAREER STATISTICS

SEASON	GP	G	A	PTS	SH	GW	GB	DC	TO	CT
2021*	18	39	5	44	111	1	21	33	32	11
2022	17	19	15	59	133	1	26	44	41	15
2023	18	42	18	60	122	3	16	29	37	8
2024	2	0	1	1	12	0	1	0	3	1
TOTAL	55	100	39	164	378	5	64	106	116	35

\*at Radford

CAREER HIGHS

SHOTS: 13, twice, vs. Campbell (4/14/21)\*, vs. Central Michigan (3/18/22)  
SHOTS ON GOAL: 10, vs. Campbell (4/14/21)\*  
GOALS: 7, vs. Vanderbilt (3/18/23)  
ASSISTS: 4, at Butler (3/25/22)  
POINTS: 9, vs. Vanderbilt (3/18/23)  
CAUSED TURNOVERS: 3, vs. Mason (3/6/21)\*  
GROUND BALLS: 4, twice, at Richmond (2/14/21)\*, vs. Florida (4/4/22)  
DRAW CONTROLS: 6, vs. Michigan (2/20/22)

PLAYER PROFILES



29 | SOPHIA FINOTTI

D | GR. | WESTERVILLE, OHIO

- Started all 18 matches to continue her role as a key defensive leader.
- AAC Defender of the Week on March 20, helping UC to 14-14 clears with two caused turnovers and no allowed shots in first quarter of 19-6 win over Vanderbilt
- Second on team with 16 caused turnovers and third with 25 ground balls.
- Academic All-AAC.

CAREER STATISTICS

SEASON	GP	G	A	PTS	SH	GW	GB	DC	TO	CT
2020	6	0	0	0	0	0	1	3	1	0
2021	12	0	0	0	0	0	11	1	1	6
2022	17	0	0	0	0	0	18	38	18	15
2023	18	0	0	0	0	0	25	9	12	16
2024	3	0	0	0	0	0	3	1	2	0
TOTAL	56	0	0	0	0	0	58	52	34	37

CAREER HIGHS

CAUSED TURNOVERS: 4, vs. Butler (3/22/23)  
GROUND BALLS: 5, vs. Butler (3/22/23)  
DRAW CONTROLS: 5, at Ohio Dominican (4/16/22)



28 | LINDSEY DURKOTA

M | SR. | LANCASTER, PA.

- Returned to health by playing all 18 matches, starting six.
- Had six goals (on 11 shots) and was third on the team with 15 assists
- Scored two goals apiece against Butler and Temple, the latter a 12-9 win.
- Career-high three dimes in the regular-season finale win over ODU.

CAREER STATISTICS

SEASON	GP	G	A	PTS	SH	GW	GB	DC	TO	CT
2021	10	8	1	7	17	1	5	5	9	5
2022	1	0	0	0	0	0	0	0	0	0
2023	17	6	6	21	11	0	4	0	17	1
2024	2	0	1	1	0	0	0	0	4	0
TOTAL	30	17	8	29	28	1	9	5	30	6

CAREER HIGHS

SHOTS: 3, twice, vs. Kent State (3/7/21), (4/1/23)  
SHOTS ON GOAL: 2, twice, at Florida (3/28/21), vs. Temple (4/1/23)  
GOALS: 2, vs. Temple (4/1/23)  
ASSISTS: 3, vs. Old Dominion (4/22/23)  
POINTS: 4, vs. Old Dominion (4/22/23)  
CAUSED TURNOVERS: 2, at Liberty (2/24/21)  
GROUND BALLS: 3, at Liberty (2/24/21)  
DRAW CONTROLS: 2, vs. Kent State (3/07/21)



30 | LAUREN OTTENSMEYER

M | SR. | BALLWIN, MO. | YOUNGSTOWN STATE

- Appeared in all 18 games with 16 starts.
- Third on team with 39 goals while adding five assists.
- Opened her UC tenure with four goals against Kent State, followed by three at Gardner-Webb and five against Robert Morris.
- Led all attackers with 13 caused turnovers, including three at ECU.

CAREER STATISTICS

SEASON	GP	G	A	PTS	SH	GW	GB	DC	TO	CT
2021*	7	6	2	18	36	0	7	14	24	2
2022*	18	4	7	37	74	2	7	3	19	4
2023	18	16	5	44	83	2	9	1	31	13
2024	3	9	2	11	27	1	0	1	3	2
TOTAL	46	35	16	110	220	6	23	19	77	21

\* at Youngstown State

CAREER HIGHS

SHOTS: 8, three times, at Detroit Mercy (3/13/21)\*, vs. Robert Morris (5/5/22)\*, vs. Robert Morris (2/17/23)  
SHOTS ON GOAL: 7, twice, at Detroit Mercy (3/13/21)\*, vs. Robert Morris (2/17/23)  
GOALS: 5, twice, vs. Akron (4/9/21)\*, vs. Robert Morris (2/17/23)  
ASSISTS: 3, at Gardner-Webb (2/12/23)  
POINTS: 6, at Gardner-Webb (2/12/23)  
CAUSED TURNOVERS: 3, at East Carolina (4/8/23)  
GROUND BALLS: 3, twice, vs. Kent State (3/28/21)\*, vs. St. Bonaventure (2/11/22)  
DRAW CONTROLS: 5, vs. Akron (4/9/21)



41 | DANI MLKVY

D | GR. | BERLIN, N.J.

- First-Team All-AAC and a team captain.
- Broke sister, Sam's, single-season record with 114 draw controls.
- Her 6.33 per game led the AAC and ranked 18th nationally.
- Started all 18 contests.
- Four matches of 10 or more DCs, with UC winning four of them.
- Had a career-high 14 in the Ohio State overtime battle.

CAREER STATISTICS

SEASON	GP	G	A	PTS	SH	GW	GB	DC	TO	CT
2020	7	0	0	0	0	0	16	17	7	8
2021	17	0	0	0	0	0	25	6	6	15
2022	17	0	0	0	0	0	38	81	12	22
2023	18	0	0	0	0	0	35	114	12	23
2024	3	0	0	0	0	0	5	0	1	0
TOTAL	62	0	0	0	0	0	119	218	38	68

CAREER HIGHS

CAUSED TURNOVERS: 5, vs. Louisville (2/9/20)  
GROUND BALLS: 7, at East Carolina (4/25/21)  
DRAW CONTROLS: 14, at Ohio State (2/28/23)



PLAYER PROFILES - GOALKEEPERS



0 | ASHLEY LAPP

G | SR. | MISSOURI CITY, TEXAS | AKRON

- Started all 18 matches for UC, with her 11 wins ranking second behind only Guiliانا Durso's 12 in 2019.
- Her 11.09 GAA was second as well and the best since 2016.
- Allowed only three goals to seven saves over the first 50:45 of the season against Kent State.
- Helped UC to defeat Vanderbilt and Butler by a combined 36-9 in consecutive wins.
- Also had 11 in victory over Temple to earn AAC Goalkeeper of the Week in that 12-9 decision.

CAREER STATISTICS

SEASON	GP	GS	GB	TO	CT	GA	GA/A	S	S%	MIN
2021*	14	11	19	6	3	106	10.640	95	0.473	597:43
2022*	16	16	35	6	2	166	12.945	121	0.422	769:26
2023	18	18	30	8	4	192	10.986	127	0.398	1048:38
2024	1	0	0	0	0	0	.00	1	1.00	05:23

\* at Akron

CAREER HIGHS

SHOTS FACED: 37, twice, at Central Michigan (3/23/22)\*, at James Madison (4/16/23)

SAVES: 16, vs. Kent State (2/23/22)\*

GOALS ALLOWED: 20, at Florida (3/25/23)



33 | VICTORIA MACRES

G | GR. | GRANITE BAY, CALIF | DENVER

- Macres is a graduate transfer goalie who drew action in two NCAA tournament games with 2023 Final Four participant Denver last spring.
- Appeared in 11 games and posted a 4-0 record in 2023.
- During her time at Denver, she notched a career-high seven saves versus Marquette and recorded a save percentage of 0.529 in 2023.
- She was also selected to the Tenacity Elite Lacrosse All-American Team in 2018.

CAREER STATISTICS

SEASON	GP	GS	GB	TO	CT	GA	GA/A	S	S%	MIN
2020*	0	0	0	0	0	0	0	0	0	0
2021*	31	0	1	0	0	14	12.299	7	0.333	68:18
2022*	11	0	7	2	2	27	8.749	30	0.526	185:10
2023*	5	1	0	1	4	8	4.290	9	0.529	111:54
2024	3	3	3	0	1	29	11.25	17	0.370	155:50

\* at Denver

CAREER HIGHS

SHOTS FACED: 28, at Colorado (2/28/21)\*

SAVES: 7, vs. Marquette (4/30/22)\*

GOALS ALLOWED: 14, at Colorado (2/28/21)\*

INDIVIDUAL CAREER LEADERS

OFFENSE	YEAR	GP	G	A	PTS	SHOTS	SHOT%	SOG	SOG%	GB	DC	TO	CT
BORZILLO, Monica	2017-21	72	186	140	326	433	.430	335	.774	138	54	182	73
SIMANSKI, Laura	2009-12	65	153	16	169	315	.486	246	.781	84	66	129	39
KIRIAZOGLOU, Katie	2010-13	56	66	64	130	128	.516	101	.789	22	8	98	10
CURTIS, Courtney	2013-16	67	104	23	127	282	.369	210	.745	40	16	105	24
MLKVY, Sam	2016-21	74	92	33	125	232	.397	175	.754	121	261	102	42
BELL, Megan	2012-16	58	91	27	118	198	.460	157	.793	71	204	102	30
DONOVAN, Amanda	2016-19	70	76	32	108	191	.398	135	.707	135	107	122	92
ADAMS, Alyssa	2018-21	55	95	9	104	220	.432	174	.791	58	153	51	17
NAUSE, Kylie	2019-21	33	74	12	86	151	.490	120	.795	32	20	32	19
RAMSLAND, Kylie	2010-13	51	62	17	79	144	.431	101	.701	67	114	93	31

GOALIE	YEAR	GP	MINUTES	GA	GA AVG	SAVES	SAVEPCT	W	L	T	SHO
POPE, Gianna	2020-21	14	321:26	65	12.13	29	0.309	2	1	0	0
GULMI, Meg	2013-16	67	3617:26	747	12.39	546	0.422	18	48	0	0
FOERY, Madison	2017-19	21	383:15	80	12.52	31	0.279	0	1	0	0
MacAFFER, Alex	2015-18	26	944:27	199	12.64	105	0.345	5	10	0	0
DURSO, Giuliana	2016-19	40	1929:50	413	12.84	306	0.426	20	14	0	0
MARVINE, Haley	2008-11	31	663:16	151	13.66	96	0.389	0	4	0	0
RUSSO, Katherine	2009-11	37	1847:35	421	13.67	347	0.452	12	19	0	0
BROCATO, Kate	2019-21	26	922:08	218	14.18	127	0.368	5	13	0	0
MOTT, Jen	2008-10	22	663:30	157	14.20	113	0.419	2	11	0	0
WALSH, Jennifer	2011-14	45	1917:23	507	15.87	283	0.358	4	24	0	0

INDIVIDUAL CAREER RECORDS

POINTS			
1.	326	Monica BORZILLO (186g 140a)	2017-21
2.	169	Laura SIMANSKI (153g 16a)	2009-12
3.	130	Katie KIRIAZOGLOU (66g 64a)	2010-13
4.	127	Courtney CURTIS (104g 23a)	2013-16
5.	125	Sam MLKVY (92g 33a)	2016-21
6.	118	Megan BELL (91g 27a)	2012-16
7.	108	Amanda DONOVAN (76g 32a)	2016-19
8.	104	Alyssa ADAMS (95g 9a)	2018-21
9.	86	Kylie NAUSE (74g 12a)	2019-21
10.	79	Kylie RAMSLAND (62g 17a)	2010-13

POINTS PER GAME (MINIMUM 5 GAMES)			
1.	4.53	Monica BORZILLO (72 games)	2017-21
2.	2.61	Kylie NAUSE (33 games)	2019-21
3.	2.60	Laura SIMANSKI (65 games)	2009-12
4.	2.32	Katie KIRIAZOGLOU (56 games)	2010-13
5.	2.27	Katie LIBERATORE (26 games)	2010-11
6.	2.21	McKenna RUSHFORD (33 games)	2017-18
7.	2.12	Peyton MOTTICE (17 games)	2020-21
8.	2.09	Lindsey MARSHALL (33 games)	2008-09
9.	2.03	Megan BELL (58 games)	2012-16
10.	1.90	Courtney CURTIS (67 games)	2013-16

GOALS			
1.	186	Monica BORZILLO	2017-21
2.	153	Laura SIMANSKI	2009-12
3.	104	Courtney CURTIS	2013-16
4.	95	Alyssa ADAMS	2018-21
5.	92	Sam MLKVY	2016-21
6.	91	Megan BELL	2012-16
7.	76	Amanda DONOVAN	2016-19
8.	74	Kylie NAUSE	2019-21
9.	66	Katie KIRIAZOGLOU	2010-13
10.	64	Lindsey MARSHALL	2008-09

GOALS PER GAME (MINIMUM 5 GAMES)			
1.	2.58	Monica BORZILLO (72 games)	2017-21
2.	2.35	Laura SIMANSKI (65 games)	2009-12
3.	2.24	Kylie NAUSE (33 games)	2019-21
4.	1.94	Lindsey MARSHALL (33 games)	2008-09
5.	1.73	Alyssa ADAMS (55 games)	2018-21
6.	1.58	McKenna RUSHFORD (33 games)	2017-18
7.	1.57	Megan BELL (58 games)	2012-16
8.	1.55	Courtney CURTIS (67 games)	2013-16
9.	1.47	Peyton MOTTICE (17 games)	2020-21
10.	1.31	Katie LIBERATORE (26 games)	2010-11

ASSISTS			
1.	140	Monica BORZILLO	2017-21
2.	64	Katie KIRIAZOGLOU	2010-13
3.	33	Sam MLKVY	2016-21
4.	32	Amanda DONOVAN	2016-19
	32	Ashley HELMRATH	2012-15
6.	27	Megan BELL	2012-16
	27	Kate CARNEY	2018-21
8.	25	Katie LIBERATORE	2010-11
9.	24	Rachel MERCIER	2009-12
	24	Natalie STARVAGGI	2008-11

ASSISTS PER GAME (MINIMUM 5 GAMES)			
1.	1.94	Monica BORZILLO (72 games)	2017-21
2.	1.14	Katie KIRIAZOGLOU (56 games)	2010-13
3.	0.96	Katie LIBERATORE (26 games)	2010-11
4.	0.69	Lauren HOUCK (16 games)	2009
5.	0.65	Peyton MOTTICE (17 games)	2020-21
6.	0.64	McKenna RUSHFORD (33 games)	2017-18
7.	0.56	Ashley HELMRATH (57 games)	2012-15
8.	0.55	Kate CARNEY (49 games)	2018-21
9.	0.47	Megan BELL (58 games)	2012-16
10.	0.46	Amanda DONOVAN (70 games)	2016-19

SHOTS ATTEMPTED			
1.	433	Monica BORZILLO (186 goals)	2017-21
2.	315	Laura SIMANSKI (153 goals)	2009-12
3.	282	Courtney CURTIS (104 goals)	2013-16
4.	232	Sam MLKVY (92 goals)	2016-21
5.	220	Alyssa ADAMS (95 goals)	2018-21
6.	198	Megan BELL (91 goals)	2012-16
7.	191	Amanda DONOVAN (76 goals)	2016-19
8.	152	MacKenzie PARSONS (50 goals)	2009-12
9.	151	Kylie NAUSE (74 goals)	2019-21
10.	144	Kylie RAMSLAND (62 goals)	2010-13

SHOTS PER GAME (MINIMUM 5 GAMES)			
1.	6.01	Monica BORZILLO (72 games)	2017-21
2.	4.85	Laura SIMANSKI (65 games)	2009-12
3.	4.58	Kylie NAUSE (33 games)	2019-21
4.	4.24	Lindsey MARSHALL (33 games)	2008-09
5.	4.21	Courtney CURTIS (67 games)	2013-16
6.	4.00	Alyssa ADAMS (55 games)	2018-21
7.	3.42	McKenna RUSHFORD (33 games)	2017-18
8.	3.41	Megan BELL (58 games)	2012-16
9.	3.14	Sam MLKVY (74 games)	2016-21
10.	2.82	Kylie RAMSLAND (51 games)	2010-13

SHOTS ON GOAL			
1.	335	Monica BORZILLO (186 goals)	2017-21
2.	246	Laura SIMANSKI (153 goals)	2009-12
3.	210	Courtney CURTIS (104 goals)	2013-16
4.	175	Sam MLKVY (92 goals)	2016-21
5.	174	Alyssa ADAMS (95 goals)	2018-21
6.	157	Megan BELL (91 goals)	2012-16
7.	135	Amanda DONOVAN (76 goals)	2016-19
8.	120	Kylie NAUSE (74 goals)	2019-21
9.	112	MacKenzie PARSONS (50 goals)	2009-12
10.	108	Lindsey MARSHALL (64 goals)	2008-09

## INDIVIDUAL GAME RECORDS

## MOST POINTS

1.	11	BORZILLO, Monica	Marquette	02/14/21
	11	BORZILLO, Monica	at Stetson	04/25/19
	11	BORZILLO, Monica	Kent St.	02/10/19
4.	10	BORZILLO, Monica	Butler	04/01/17
	10	BORZILLO, Monica	CMU	03/02/18
6.	9	BORZILLO, Monica	Detroit	02/24/19
	9	BORZILLO, Monica	at Kent St.	03/08/20
	9	BORZILLO, Monica	Gardner-Webb	03/17/17
	9	BORZILLO, Monica	Gardner-Webb	03/24/19
	9	RUSHFORD, McKenna	at Winthrop	02/18/18

## MOST GOALS

1.	8	BORZILLO, Monica	CMU	03/02/18
2.	7	BORZILLO, Monica	at Stetson	04/25/19
	7	BORZILLO, Monica	Kent St.	02/10/19
	7	MLKVY, Sam	at Butler	04/21/18
	7	SIMANSKI, Laura	at Villanova	04/30/10
6.	6	ADAMS, Alyssa	CMU	03/01/20
	6	BELL, Megan	at Stetson	02/21/14
	6	BORZILLO, Monica	Detroit	02/24/19
	6	BORZILLO, Monica	Gardner-Webb	03/24/19
	6	GYSIN, Taylor	Marquette	02/15/19
	6	KIRIAZOGLU, Katie	at Presbyterian	02/26/12
	6	LIBERATORE, Katie	Detroit	03/11/11
	6	MOTTICE, Peyton	at Kent St.	03/08/20
	6	RAMSLAND, Kylie	vs Fresno St.	02/19/12
	6	RUSHFORD, McKenna	at Winthrop	02/18/18
	6	RUSHFORD, McKenna	Ohio St.	02/26/18
	6	SIMANSKI, Laura	at RMU	02/22/09

## MOST ASSISTS

1.	6	BORZILLO, Monica	Marquette	02/14/21
	6	BORZILLO, Monica	Butler	04/01/17
	6	BORZILLO, Monica	at Michigan	03/04/19
	6	BORZILLO, Monica	Gardner-Webb	03/17/17
5.	5	BORZILLO, Monica	at Detroit	03/10/17
	5	KIRIAZOGLU, Katie	Villanova	04/15/11
	5	KIRIAZOGLU, Katie	Jacksonville	04/18/10
	5	KIRIAZOGLU, Katie	Presbyterian	03/13/10
	5	KIRIAZOGLU, Katie	at Fresno St.	03/23/10
10.	4	BORZILLO, Monica	Butler	04/02/19
	4	BORZILLO, Monica	Temple	04/13/19
	4	BORZILLO, Monica	at Stetson	04/25/19
	4	BORZILLO, Monica	Kent St.	02/10/19
	4	BORZILLO, Monica	Detroit	03/05/18
	4	BORZILLO, Monica	Stetson	03/06/20
	4	BORZILLO, Monica	at Kent St.	03/08/20
	4	CARNEY, Kate	Marquette	02/15/19
	4	CARNEY, Kate	at Gardner-Webb	02/16/18
	4	CURTIS, Courtney	at Presbyterian	03/09/14
	4	DEL BENE, Sarah	Presbyterian	03/08/15
	4	HOUCK, Lauren	at Presbyterian	02/15/09
	4	HOUCK, Lauren	Fresno St.	03/25/09
	4	LIBERATORE, Katie	Presbyterian	03/13/10

## MOST SHOTS

1.	14	BELL, Megan	at Presbyterian	02/21/16
2.	13	BORZILLO, Monica	Temple	04/13/19
	13	MARSHALL, Lindsey	UC-Davis	04/12/08
4.	12	MLKVY, Sam	at Butler	04/21/18
	12	SIMANSKI, Laura	at Detroit	03/05/10
6.	11	eight times		

## MOST SAVES

1.	23	RUSSO, Katherine	Duquesne	03/07/10
2.	21	RUSSO, Katherine	Jacksonville	04/18/10
3.	17	GULMI, Meg	Temple	04/19/15
	17	GULMI, Meg	UConn	03/29/15
	17	MOTT, Jen	Davidson	04/11/08
	17	RUSSO, Katherine	at Loyola	04/03/10
	17	RUSSO, Katherine	Loyola	04/11/09
	17	WALSH, Jennifer	at High Point	02/20/11

## MOST GROUND BALLS

1.	13	MOTT, Jen	Davidson	04/11/08
2.	11	SIMANSKI, Laura	at Detroit	03/05/10
3.	10	GULMI, Meg	Oregon	03/30/14
4.	9	GULMI, Meg	Temple	04/19/15
	9	MLKVY, Sam	ECU	04/23/18
	9	ZINKAND, LB	at RMU	02/22/09
7.	8	CARNEY, Kate	Denver	04/07/18
	8	CARNEY, Kate	Villanova	04/29/18
	8	HUDSON, Lauren	at CMU	03/12/17
	8	MLKVY, Sam	Gardner-Webb	03/24/19

## MOST DRAW CONTROLS

1.	15	MLKVY, Sam	Marquette	02/14/21
2.	13	BELL, Megan	at Stetson	02/21/14
3.	11	BELL, Megan	Louisville	03/27/12
	11	MLKVY, Sam	Ohio St.	02/08/19
5.	10	BELL, Megan	Detroit	03/04/16
	10	MLKVY, Sam	Vanderbilt	04/20/19
	10	MLKVY, Sam	at Butler	04/21/18
8.	9	MLKVY, Sam	at Vanderbilt	04/04/18
9.	8	ADAMS, Alyssa	ECU	04/23/18
	8	MERCIER, Rachel	at Davidson	02/18/11
	8	MERCIER, Rachel	at Loyola	03/30/12
	8	MLKVY, Dani	CMU	03/01/20
	8	MLKVY, Sam	at Liberty	02/24/21
	8	RAMSLAND, Kylie	Presbyterian	03/17/13

## MOST CAUSED TURNOVERS

1.	6	BYNER, Kyara	Florida	04/20/16
	6	BYNER, Kyara	at Winthrop	02/26/16
	6	RUSHFORD, McKenna	Ohio St.	02/26/18
4.	5	BORZILLO, Monica	Kent St.	02/10/19
	5	BORZILLO, Monica	UConn	03/30/19
	5	BYNER, Kyara	Vanderbilt	04/08/15
	5	BYNER, Kyara	Marquette	04/25/15
	5	DONOVAN, Amanda	at Louisville	03/01/17
	5	DeLEMOs, Skylar	Florida	04/20/16
	5	FESS, Alexandra	at Michigan	03/04/19
	5	KELLY, Lauren	RMU	02/29/08
	5	MLKVY, Dani	Louisville	02/09/20

## MOST MAN-UP GOALS

1.	2	BORZILLO, Monica	at Ohio St.	02/19/17
	2	CURTIS, Courtney	Presbyterian	03/08/15
	2	NAUSE, Kylie	at Marquette	02/14/20
	2	RUSHFORD, McKenna	Campbell	03/08/18
5.	1	49 times		

## MOST MAN-DOWN GOALS

1.	1	18 times, last by ADAMS	Stetson	03/06/20
----	---	-------------------------	---------	----------

## MOST FREE-POSITION GOALS

1.	3	10 times, last by ADAMS	Kent St.	03/07/21
----	---	-------------------------	----------	----------

## TEAM GAME RECORDS

## MOST POINTS

1.	37	at Kent State	Mar 08, 2020
2.	34	Marquette	Feb 15, 2019
3.	32	Butler	Apr 01, 2017
	32	Gardner-Webb	Mar 24, 2019

## MOST GOALS

1.	25	at Kent State	Mar 08, 2020
2.	22	Marquette	Feb 15, 2019
	22	Presbyterian	Mar 17, 2013
	22	Gardner-Webb	Mar 24, 2019

## MOST ASSISTS

1.	13	Presbyterian	Mar 13, 2010
	13	at Fresno State	Mar 23, 2010
3.	12	Marquette	Feb 15, 2019
	12	at Kent State	Mar 08, 2020

## MOST SHOTS

1.	46	at Butler	Apr 21, 2018
2.	44	at ECU	Apr 06, 2019
3.	42	at Gardner-Webb	Feb 16, 2018
	42	at Campbell	Feb 26, 2017

## MOST SAVES

1.	23	Duquesne	Mar 07, 2010
2.	21	Jacksonville	Apr 18, 2010
3.	17	seven times, last at High Point	02/20/11

## MOST GROUND BALLS

1.	52	at DETROIT	Mar 05, 2010
2.	50	ECU	Apr 23, 2018
3.	48	Kent State	Feb 10, 2019

## MOST DRAW CONTROLS

1.	26	at Presbyterian College	Feb 26, 2012
2.	24	Marquette	02/14/21
3.	21	Central Michigan	Mar 01, 2020
	21	Gardner-Webb	Mar 24, 2019

## MOST TURNOVERS

1.	31	at Notre Dame	Apr 17, 2010
	31	vs Saint Mary's (Cal.)	Mar 07, 2008
3.	30	UConn	Apr 15, 2017

## MOST CAUSED TURNOVERS

1.	20	at Robert Morris	Feb 22, 2009
2.	18	at Gardner-Webb	Feb 16, 2018
3.	17	four times, last vs. Vanderbilt	Apr 22, 2017

## MOST MAN-UP GOALS

1.	3	at WINTHROP	Feb 18, 2018
	3	at Liberty	Mar 03, 2012
	3	Campbell	Mar 08, 2018

## MOST MAN-DOWN GOALS

1.	4	at DETROIT	Mar 05, 2010
----	---	------------	--------------

## MOST FREE-POSITION GOALS

1.	7	Detroit Mercy	Feb 24, 2019
	7	Fresno State	Mar 25, 2009

## SOG PER GAME (MINIMUM 5 GAMES)

1.	4.65	Monica BORZILLO	(72 games)	2017-21
2.	3.78	Laura SIMANSKI	(65 games)	2009-12
3.	3.64	Kylie NAUSE	(33 games)	2019-21
4.	3.27	Lindsey MARSHALL	(33 games)	2008-09
5.	3.16	Alyssa ADAMS	(55 games)	2018-21
6.	3.13	Courtney CURTIS	(67 games)	2013-16
7.	2.71	Megan BELL	(58 games)	2012-16
8.	2.55	McKenna RUSHFORD	(33 games)	2017-18
9.	2.41	Peyton MOTTICE	(17 games)	2020-21
10.	2.36	Sam MLKVY	(74 games)	2016-21

## GROUND BALLS

1.	177	Meg GULMI		2013-16
2.	174	Morgan DUKES		2018-21
3.	138	Monica BORZILLO		2017-21
4.	135	Amanda DONOVAN		2016-19
5.	126	Adrianna FESS		2017-21
6.	121	Sam MLKVY		2016-21
7.	114	Lauren HUDSON		2015-18
8.	108	Paige STRATTON		2008-11
9.	102	Skylar DeLEMONS		2014-17
10.	98	Alexandra FESS		2017-21

## GROUND BALLS PER GAME (MINIMUM 5 GAMES)

1.	3.28	Morgan DUKES	(53 games)	2018-21
2.	2.64	Meg GULMI	(67 games)	2013-16
3.	2.50	Jen MOTT	(22 games)	2008-10
4.	1.94	Adrianna FESS	(65 games)	2017-21
5.	1.93	Amanda DONOVAN	(70 games)	2016-19
6.	1.92	Monica BORZILLO	(72 games)	2017-21
7.	1.81	Katherine RUSSO	(37 games)	2009-11
8.	1.80	Paige STRATTON	(60 games)	2008-11
9.	1.79	LB ZINKAND	(34 games)	2009-10
10.	1.79	Lindsey MARSHALL	(33 games)	2008-09

## DRAW CONTROLS

1.	261	Sam MLKVY		2016-21
2.	204	Megan BELL		2012-16
3.	153	Alyssa ADAMS		2018-21
4.	120	MacKenzie PARSONS		2009-12
5.	114	Kylie RAMSLAND		2010-13
6.	113	Skylar DeLEMONS		2014-17
7.	107	Amanda DONOVAN		2016-19
	107	Schuyler NISSEN		2015-18
9.	100	Rachel MERCIER		2009-12
10.	93	Ali MATTINGLY		2009-12

## DRAW CONTROLS PER GAME (MINIMUM 5 GAMES)

1.	3.53	Sam MLKVY	(74 games)	2016-21
2.	3.52	Megan BELL	(58 games)	2012-16
3.	2.78	Alyssa ADAMS	(55 games)	2018-21
4.	2.24	Kylie RAMSLAND	(51 games)	2010-13
5.	1.94	Alex FLOBECK	(17 games)	2015
6.	1.91	Katie STEGMANN	(33 games)	2016-17
7.	1.88	MacKenzie PARSONS	(64 games)	2009-12
8.	1.85	McKenna RUSHFORD	(33 games)	2017-18
9.	1.72	Rachel MERCIER	(58 games)	2009-12
10.	1.66	Skylar DeLEMONS	(68 games)	2014-17

## CAUSED TURNOVERS

1.	98	Kyara BYNER		2013-16
2.	92	Amanda DONOVAN		2016-19
3.	81	Lauren HUDSON		2015-18
4.	73	Monica BORZILLO		2017-21
5.	66	Morgan DUKES		2018-21
6.	65	Adrianna FESS		2017-21
	65	Alexandra FESS		2017-21
8.	64	Skylar DeLEMONS		2014-17
9.	51	MacKenzie PARSONS		2009-12
10.	44	Paige STRATTON		2008-11

## CAUSED TURNOVERS PER GAME (MINIMUM 5 GAMES)

1.	1.75	Kyara BYNER	(56 games)	2013-16
2.	1.31	Amanda DONOVAN	(70 games)	2016-19
3.	1.25	Morgan DUKES	(53 games)	2018-21
4.	1.21	Lauren HUDSON	(67 games)	2015-18
5.	1.19	Ally VAN SLOUN	(16 games)	2013
6.	1.18	Lindsey MARSHALL	(33 games)	2008-09
7.	1.01	Monica BORZILLO	(72 games)	2017-21
8.	1.00	Adrianna FESS	(65 games)	2017-21
9.	0.94	Skylar DeLEMONS	(68 games)	2014-17
10.	0.93	Alexandra FESS	(70 games)	2017-21

## TURNOVERS

1.	182	Monica BORZILLO		2017-21
2.	129	Laura SIMANSKI		2009-12
3.	123	MacKenzie PARSONS		2009-12
4.	122	Amanda DONOVAN		2016-19
5.	121	Natalie STARVAGGI		2008-11
6.	105	Courtney CURTIS		2013-16
7.	102	Sam MLKVY		2016-21
	102	Megan BELL		2012-16
9.	98	Katie KIRIAZOGLOU		2010-13
10.	93	Kylie RAMSLAND		2010-13

## TURNOVERS PER GAME (MINIMUM 5 GAMES)

1.	2.53	Monica BORZILLO	(72 games)	2017-21
2.	2.31	Jamie DESAUTELS	(16 games)	2008
3.	2.05	Natalie STARVAGGI	(59 games)	2008-11
4.	1.98	Laura SIMANSKI	(65 games)	2009-12
5.	1.92	Katie LIBERATORE	(26 games)	2010-11
6.	1.92	MacKenzie PARSONS	(64 games)	2009-12
7.	1.82	Kylie RAMSLAND	(51 games)	2010-13
8.	1.76	Megan BELL	(58 games)	2012-16
9.	1.75	Katie KIRIAZOGLOU	(56 games)	2010-13
10.	1.74	Amanda DONOVAN	(70 games)	2016-19

## MAN-UP GOALS

1.	8	Monica BORZILLO		2017-21
2.	5	McKenna RUSHFORD		2017-18
	5	Courtney CURTIS		2013-16
4.	4	Kylie NAUSE		2019-21
	4	Katie KIRIAZOGLOU		2010-13
6.	3	Sam MLKVY		2016-21
	3	Marissa PIERSON		2010-13
	3	Taylor GYSIN		2018-21
	3	Alyssa ADAMS		2018-21
	3	Laura SIMANSKI		2009-12

## MAN-DOWN GOALS

1.	3	McKenna RUSHFORD		2017-18
2.	2	Elaina ENICH		2014-17
	2	Gianna NAPOLETANO		2017-21
	2	Kylie RAMSLAND		2010-13
	2	Katie KIRIAZOGLOU		2010-13

## FREE-POSITION GOALS

1.	43	Monica BORZILLO		2017-21
2.	41	Laura SIMANSKI		2009-12
3.	28	Courtney CURTIS		2013-16
4.	27	Alyssa ADAMS		2018-21
5.	22	Kylie RAMSLAND		2010-13
6.	21	Lindsey MARSHALL		2008-09
7.	18	Megan BELL		2012-16
8.	16	MacKenzie PARSONS		2009-12
	16	Natalie STARVAGGI		2008-11
10.	15	Katie STEGMANN		2016-17

CAREER GOALKEEPING RECORDS

SAVES			
1.	546	Meg GULMI (747 GA, 546 saves)	2013-16
2.	347	Katherine RUSSO (421 GA, 347 saves)	2009-11
3.	306	Giuliana DURSO (413 GA, 306 saves)	2016-19
4.	283	Jennifer WALSH (507 GA, 283 saves)	2011-14
5.	127	Kate BROCATO (218 GA, 127 saves)	2019-21
6.	113	Jen MOTT (157 GA, 113 saves)	2008-10
7.	105	Alex MacAFFER (199 GA, 105 saves)	2015-18
8.	96	Haley MARVINE (151 GA, 96 saves)	2008-11
9.	31	Madison FOERY (80 GA, 31 saves)	2017-19
10.	29	Gianna POPE (65 GA, 29 saves)	2020-21

SAVES PER GAME (MINIMUM 5 GAMES)

1.	9.38	Katherine RUSSO (37 games)	2009-11
2.	8.15	Meg GULMI (67 games)	2013-16
3.	7.65	Giuliana DURSO (40 games)	2016-19
4.	6.29	Jennifer WALSH (45 games)	2011-14
5.	6.28	Jen MOTT (18 games)	2008-10
6.	4.88	Kate BROCATO (26 games)	2019-21
7.	4.04	Alex MacAFFER (26 games)	2015-18
8.	3.10	Haley MARVINE (31 games)	2008-11
9.	2.07	Gianna POPE (14 games)	2020-21
10.	1.48	Madison FOERY (21 games)	2017-19

SAVE PERCENT (MINIMUM 5 SAVES)

1.	.452	Katherine RUSSO (421 GA, 347 saves)	2009-11
2.	.426	Giuliana DURSO (413 GA, 306 saves)	2016-19
3.	.422	Meg GULMI (747 GA, 546 saves)	2013-16
4.	.419	Jen MOTT (157 GA, 113 saves)	2008-10
5.	.389	Haley MARVINE (151 GA, 96 saves)	2008-11
6.	.368	Kate BROCATO (218 GA, 127 saves)	2019-21
7.	.358	Jennifer WALSH (507 GA, 283 saves)	2011-14
8.	.345	Alex MacAFFER (199 GA, 105 saves)	2015-18
9.	.309	Gianna POPE (65 GA, 29 saves)	2020-21
10.	.279	Madison FOERY (80 GA, 31 saves)	2017-19

GOALS AGAINST AVG (MINIMUM 5 MINUTES)

1.	12.13	Gianna POPE (65 GA, 321 min)	2020-21
2.	12.39	Meg GULMI (747 GA, 3617 min)	2013-16
3.	12.52	Madison FOERY (80 GA, 383 min)	2017-19
4.	12.64	Alex MacAFFER (199 GA, 944 min)	2015-18
5.	12.84	Giuliana DURSO (413 GA, 1930 min)	2016-19
6.	13.66	Haley MARVINE (151 GA, 663 min)	2008-11
7.	13.67	Katherine RUSSO (421 GA, 1848 min)	2009-11
8.	14.18	Kate BROCATO (218 GA, 922 min)	2019-21
9.	14.20	Jen MOTT (157 GA, 664 min)	2008-10
10.	15.87	Jennifer WALSH (507 GA, 1917 min)	2011-14

MOST WINS

1.	20	Giuliana DURSO (20-14-0)	2016-19
2.	18	Meg GULMI (18-48-0)	2013-16
3.	12	Katherine RUSSO (12-19-0)	2009-11
4.	5	Kate BROCATO (5-11-0)	2019-21
	5	Alex MacAFFER (5-10-0)	2015-18
6.	4	Jennifer WALSH (4-24-0)	2011-14
7.	2	Jen MOTT (2-11-0)	2008-10
	2	Gianna POPE (2-1-0)	2020-21

CAREER PARTICIPATION RECORDS

GAMES PLAYED			
1.	74	Sam MLKVY	2016-21
2.	72	Monica BORZILLO	2017-21
3.	70	Amanda DONOVAN	2016-19
	70	Alexandra FESS	2017-21
5.	69	Amanda FESS	2017-21
6.	68	Skylar DeLEMONS	2014-17
	68	Gianna NAPOLETANO	2017-21
8.	67	Meg GULMI	2013-16
	67	Courtney CURTIS	2013-16
	67	Liz BURGEE	2014-17
	67	Sarah DEL BENE	2013-16
	67	Lauren HUDSON	2015-18

GAMES STARTED

1.	72	Monica BORZILLO	2017-21
2.	67	Sam MLKVY	2016-21
	67	Lauren HUDSON	2015-18
	67	Alexandra FESS	2017-21
	67	Courtney CURTIS	2013-16
6.	64	Skylar DeLEMONS	2014-17
	64	Laura SIMANSKI	2009-12
8.	63	Amanda DONOVAN	2016-19
9.	58	Jillian MAGNOTTA	2012-15
10.	55	Megan BELL	2012-16
	55	MacKenzie PARSONS	2009-12

MINUTES PLAYED

1.	4401	Monica BORZILLO	2017-21
2.	4233	Courtney CURTIS	2013-16
3.	4161	Lauren HUDSON	2015-18
4.	4141	Alexandra FESS	2017-21
5.	4099	Skylar DeLEMONS	2014-17
6.	4056	Sam MLKVY	2016-21
7.	3913	Meg GULMI	2013-16
8.	3851	Amanda DONOVAN	2016-19
9.	3792	Laura SIMANSKI	2009-12
10.	3691	Jillian MAGNOTTA	2012-15



STATISTICS

CATEGORY LEADERS

##	POINTS	GP	G	A	PTS	SHOTS
9	BORZILLO, Monica	12	26	19	45	53
30	ADAMS, Alyssa	12	32	0	32	71
6	NAUSE, Kylie	10	26	6	32	47
26	MOTTICE, Peyton	10	11	4	15	24
28	GYSIN, Taylor	12	9	2	11	17
23	MLKVY, Sam	12	7	3	10	19
12	NAPOLETANO, Gianna	12	7	1	8	19
18	DURKOTA, Lindsey	10	6	1	7	17
3	ROSE, Julie	12	3	1	4	8
10	FINOTTI, Jennie	11	2	2	4	9

##	GOALS	GP	G	A	PTS	SHOTS
30	ADAMS, Alyssa	12	32	0	32	71
9	BORZILLO, Monica	12	26	19	45	53
6	NAUSE, Kylie	10	26	6	32	47
26	MOTTICE, Peyton	10	11	4	15	24
28	GYSIN, Taylor	12	9	2	11	17
12	NAPOLETANO, Gianna	12	7	1	8	19
23	MLKVY, Sam	12	7	3	10	19
18	DURKOTA, Lindsey	10	6	1	7	17
3	ROSE, Julie	12	3	1	4	8
10	FINOTTI, Jennie	11	2	2	4	9

##	ASSISTS	GP	G	A	PTS	SHOTS
9	BORZILLO, Monica	12	26	19	45	53
6	NAUSE, Kylie	10	26	6	32	47
26	MOTTICE, Peyton	10	11	4	15	24
23	MLKVY, Sam	12	7	3	10	19
28	GYSIN, Taylor	12	9	2	11	17
16	PLATOU, Anna	10	1	2	3	5
10	FINOTTI, Jennie	11	2	2	4	9
5	CARNEY, Kate	10	2	2	4	4
3	ROSE, Julie	12	3	1	4	8
18	DURKOTA, Lindsey	10	6	1	7	17

##	GROUND BALLS	GP	GB
11	DUKES, Morgan	10	36
19	FESS, Adrianna	9	26
9	BORZILLO, Monica	12	24
24	BROCATO, Kate	12	22
20	FESS, Alexandra	12	18

##	DRAW CONTROLS	GP	DC
23	MLKVY, Sam	12	66
30	ADAMS, Alyssa	12	43
9	BORZILLO, Monica	12	14
26	MOTTICE, Peyton	10	9
16	PLATOU, Anna	10	8

##	FREE-POSITION GOALS	GP	FPG
30	ADAMS, Alyssa	12	9
9	BORZILLO, Monica	12	5
6	NAUSE, Kylie	10	4
26	MOTTICE, Peyton	10	2
10	FINOTTI, Jennie	11	1

##	SHOTS	GP	G	A	SH	SHOT%
30	ADAMS, Alyssa	12	32	0	71	.451
9	BORZILLO, Monica	12	26	19	53	.491
6	NAUSE, Kylie	10	26	6	47	.553
26	MOTTICE, Peyton	10	11	4	24	.458
23	MLKVY, Sam	12	7	3	19	.368
12	NAPOLETANO, Gianna	12	7	1	19	.368
28	GYSIN, Taylor	12	9	2	17	.529
18	DURKOTA, Lindsey	10	6	1	17	.353
10	FINOTTI, Jennie	11	2	2	9	.222
3	ROSE, Julie	12	3	1	8	.375

##	SHOT PCT	GP	G	A	SH	SHOT%
6	NAUSE, Kylie	10	26	6	47	.553
28	GYSIN, Taylor	12	9	2	17	.529
5	CARNEY, Kate	10	2	2	4	.500
9	BORZILLO, Monica	12	26	19	53	.491
26	MOTTICE, Peyton	10	11	4	24	.458
30	ADAMS, Alyssa	12	32	0	71	.451
3	ROSE, Julie	12	3	1	8	.375
23	MLKVY, Sam	12	7	3	19	.368
12	NAPOLETANO, Gianna	12	7	1	19	.368
18	DURKOTA, Lindsey	10	6	1	17	.353

##	SHOTS ON GOAL	GP	G	A	SH	SOG	SOG%
30	ADAMS, Alyssa	12	32	0	71	59	.831
9	BORZILLO, Monica	12	26	19	53	46	.868
6	NAUSE, Kylie	10	26	6	47	40	.851
26	MOTTICE, Peyton	10	11	4	24	20	.833
28	GYSIN, Taylor	12	9	2	17	15	.882
23	MLKVY, Sam	12	7	3	19	14	.737
18	DURKOTA, Lindsey	10	6	1	17	13	.765
12	NAPOLETANO, Gianna	12	7	1	19	12	.632
10	FINOTTI, Jennie	11	2	2	9	6	.667
3	ROSE, Julie	12	3	1	8	5	.625

##	SHOTS ON GOAL PCT	GP	G	A	SH	SOG	SOG%
21	FESS, Amanda	12	0	0	1	1	1.000
28	GYSIN, Taylor	12	9	2	17	15	.882
9	BORZILLO, Monica	12	26	19	53	46	.868
6	NAUSE, Kylie	10	26	6	47	40	.851
26	MOTTICE, Peyton	10	11	4	24	20	.833
30	ADAMS, Alyssa	12	32	0	71	59	.831
16	PLATOU, Anna	10	1	2	5	4	.800
8	MAZZOLA, Ali	6	1	0	5	4	.800
18	DURKOTA, Lindsey	10	6	1	17	13	.765
23	MLKVY, Sam	12	7	3	19	14	.737

##	CAUSED TURNOVERS	GP	CT
11	DUKES, Morgan	10	14
19	FESS, Adrianna	9	12
21	FESS, Amanda	12	11
20	FESS, Alexandra	12	9
26	MOTTICE, Peyton	10	8
9	BORZILLO, Monica	12	8
30	ADAMS, Alyssa	12	7
14	MLKVY, Dani	12	6
18	DURKOTA, Lindsey	10	5
23	MLKVY, Sam	12	5

## RADIO / TV ROSTER




**ASHLEY LAPP**  
G | JR. | MISSOURI CITY, TEXAS



**KYLIE GIOIA**  
A | SO. | BROOMALL, Pa.




**BRINLEY HOPPER**  
M | FR. | EDEN PRARIE, MINN.



**JULIE ROSE**  
M | SR. | BALTIMORE, MD.



**CAMRYN CALLAGHAN**  
A | SO. | UPPER ARLINGTON, OHIO



**ALLY KEITH**  
M | Fr. | MILLERSVILLE, MD.



**TAYLOR KOZINA**  
A | SO. | MILTON, GA.



**SARAH BARNES**  
M | JR. | BRIELLE, N.J.



**PARIS ALEXANDER**  
A | JR. | UPPER ARLINGTON, OHIO



**ALEXIS RICH**  
D | JR. | NORTH BRUNSWICK, N.J.



**HARPER CLOPTON**  
M | JR. | SWAMPSCOTT, MASS.



**KRISTEN SCHLEICHER**  
A | JR. | BEL AIR, MD.



**AVA GOELLER**  
M | SR. | BEL AIR, MD.



**JORDAN REMER**  
D | SR. | PARKLAND, FLA.



**HAILEY JOY SIMPSON**  
M | FR. | RESTON, VA.




**PAIGE COUNTS**  
A | FR. | OAKTON, VA.



**KENNEDY KOEHLER**  
D | SO. | BALTIMORE, MD.



**GRACE JENNY**  
M | GR. | AVON, OHIO



**MIA FEDEROVICH**  
M | SO. | ANNANDALE, VA.



**THEA WORK**  
M | SO. | LORTON, VA.



**KIMORA BAILEY**  
D | GR. | MCDONOUGH, GA.



**LEXIE WOLFE**  
M | SO. | WYCKOFF, N.J.




**MALIA ADAMS**  
M | FR. | ALEXANDRIA, VA.



**LINDSAY SPARAGO**  
A | JR. | HO-HO-KUS, N.J.



**MEGAN YOUNG**  
A | JR. | BAY VILLAGE, OHIO



**HAILEY DARKO**  
G | FR. | CANTON, GA.



**ELIZABETH MURPHY**  
A | SR. | LYNBROOK, N.Y.




**LINDSEY DURKOTA**  
M | SR. | LANCASTER, PA.



**SOPHIA FINOTTI**  
D | GR. | WESTERVILLE, OHIO



**LAUREN OTTENSMEYER**  
M | SR. | BALLWIN, MO.




**SOPHIE FIELDS**  
D | JR. | PLANO, TEXAS



**CAROLINE SOLLER**  
M | JR. | CINCINNATI, OHIO



**VICTORIA MACRES**  
G | GR. | GRANITE BAY, CALIF.




**GRACE HIRSCHMANN**  
D | SR. | CHALFONT, PA.



**DEVON CHERRY**  
M | FR. | CLIFTON, VA.



**LILLY STELZER**  
A | FR. | UPPER ARLINGTON, OHIO



**DANI MLKVY**  
D | GR. | BERLIN, N.J.



**AVA LARUFFA**  
D | FR. | CLIFTON, VA.

## COACHING



**GINA THOMAS**  
HEAD COACH • TWELFTH SEASON



**HALEY HARDY**  
ASSISTANT COACH • THIRD SEASON



**JAMIE REDDING**  
ASSISTANT COACH • THIRD SEASON

## 2024 Cincinnati Lacrosse Cincinnati Combined Team Statistics All games (as of Feb 24, 2024)

RECORD:	OVERALL	HOME	AWAY	NEUTRAL
ALL GAMES	2-2	1-1	1-1	0-0
CONFERENCE	0-0	0-0	0-0	0-0
NON-CONFERENCE	2-2	1-1	1-1	0-0

Date	Opponent		Score	Att.	##	PLAYER	GP	G	A	Pts	Sh	Up	Dn	GB	DC	Dsv	Faceoff
Feb 11	at Marquette	L	12-18	275	4	Camryn Callaghan	4	18	1	19	33	3	1	0	1	0	0-0
Feb 14	#10 MICHIGAN	L	4-14	301	30	Lauren Ottensmeyer	4	12	2	14	38	2	2	1	2	0	0-0
Feb 18	at Robert Morris	W	15-0	218	27	Elizabeth Murphy	4	4	3	7	8	0	0	1	0	0	0-0
Feb 23	CENTRAL MICHIGAN	W	17-4	200	1	Kylie Gioia	4	4	2	6	9	1	0	1	0	0	0-0
					21	Lexie Wolfe	4	3	2	5	3	1	0	1	3	0	0-0
					14	Hailey Joy Simpso	4	2	1	3	6	0	0	1	1	0	0-0
					12	Ava Goeller	3	1	2	3	18	0	0	2	4	0	0-0
					25	Megan Young	2	1	0	1	1	0	0	0	0	0	0-0
					32	Caroline Soller	2	1	0	1	1	0	1	1	0	0	0-0
					17	Grace Jenny	4	1	2	3	5	0	0	2	7	0	0-0
					5	Ally Keith	4	1	0	1	6	1	0	4	2	0	0-0
					44	Ava LaRuffa	3	0	0	0	0	0	0	2	0	0	0-0
					13	Jordan Remer	2	0	0	0	0	0	0	2	0	0	0-0
					0	Ashley Lapp	1	0	0	0	0	0	0	0	0	0	0-0
					2	Brinley Hopper	2	0	0	0	0	0	0	0	1	0	0-0
					7	Sarah Barnes	2	0	0	0	0	0	0	0	0	0	0-0
					10	Harper Clopton	2	0	1	1	1	0	0	0	1	0	0-0
					20	Kimora Bailey	1	0	0	0	0	0	0	0	0	0	0-0
					22	Malia Adams	1	0	0	0	0	0	0	0	0	0	0-0
					41	Dani Mlkvy	4	0	0	0	0	0	0	6	0	0	0-0
					35	Grace Hirschmann	4	0	0	0	0	0	0	1	1	0	0-0
					33	Victoria Macres	4	0	0	0	0	0	0	3	0	0	0-0
					29	Sophia Finotti	4	0	0	0	0	0	0	6	1	0	0-0
					28	Lindsey Durkota	3	0	4	4	0	0	0	0	0	0	0-0
					26	Hailey Darko	3	0	0	0	0	0	0	1	0	0	0-0
					19	Thea Work	2	0	0	0	0	0	0	0	0	0	0-0
					18	Mia Federovich	4	0	0	0	0	0	0	4	0	0	0-0
					9	Alexis Rich	4	0	0	0	0	0	0	8	0	0	0-0
					3	Julie Rose	3	0	0	0	0	0	0	5	11	0	0-0
					37	Lilly Stelzer	1	0	0	0	0	0	0	0	0	0	0-0
						Total	4	48	20	68	129	8	4	52	37	0	0-0
						Opponents	4	36	18	54	95	7	1	42	54	0	0-0
						##	Goalie	GP	Min.	GA	GAAvg	Save	Pct	W-L-T			
						0	Ashley Lapp	1	5:23	0	0.00	1	1.000	0-0-0			
						26	Hailey Darko	3	33:47	4	7.10	2	.333	0-0-0			
						33	Victoria Macres	4	200:50	32	9.56	24	.429	2-2-0			
							Total	4	240:00	36	9.00	27	.429	2-2-0			
							Opponents	4	240:00	48	12.00	33	.407	2-2-0			
						Goals by Period	1st	2nd	3rd	4th	Total						
						Cincinnati	12	12	11	13	48						
						Opponents	9	12	11	4	36						
						Saves by Period	1st	2nd	3rd	4th	Total						
						Cincinnati	8	11	4	4	27						
						Opponents	13	7	8	5	33						
						Shots by Period	1st	2nd	3rd	4th	Total						
						Cincinnati	42	32	31	24	129						
						Opponents	26	32	23	14	95						
						Shots on Goal	1st	2nd	3rd	4th	Total						
						Cincinnati	25	19	19	18	81						
						Opponents	17	23	15	8	63						

TEAM STATISTICS	CIN	OPP
SHOT STATISTICS		
Goals-Shot attempts	48-129	36-95
Goals scored per game	12.00	9.00
Shot pct.	.372	.379
Shots on goal-Attempts	81-129	63-95
SOG pct.	.628	.663
Shots/Game	32.2	23.8
Assists	20	18
Free position Made-Att	7-21	5-20
Free position pct.	.333	.250
MAN-UP OPPORTUNITIES		
Goals-Opportunities	8-0	7-0
Conversion Percent	.000	.000
GOAL BREAKDOWN		
Total Goals	48	36
Man-up	8	7
Man-down	4	1
Free-position	7	5
Unassisted	28	18
Overtime	0	0
Goals scored average	12.00	9.00
GROUND BALLS	52	42
DRAW CONTROLS	37	54
TURNOVERS	56	84
CAUSED TURNOVERS	33	26
FACEOFFS (W-L)	0-0	0-0
Faceoff W-L Pct.	.000	.000
CLEARs	60-69	54-64
Clear Pct.	.870	.844
PENALTIES		
Number	0	0
Minutes	0:00	0:00
SHOT CLOCK VIOLATIONS	2	7
ATTENDANCE		
Total	501	493
Dates/Avg Per Date	2/250	2/246
Neutral Site #/Avg	0/0	



