

WOMEN'S BASKETBALL

2020-21 SCHEDULE/RESULTS

DAY/DATE	OPPONENT	TV	TIME/RESULT
Wed./Nov. 25	Northern Kentucky	ESPN+	W, 73-67 (OT)
Sat./Nov. 28	Louisville	ESPN+	Canceled
Sat./Dec. 5	at Florida	SEC Network+	L, 58-81
Thurs./Dec. 10	Xavier	ESPN+	Postponed
Thurs./Dec. 10	Marquette	ESPN+	L, 75-86
Sat./Dec. 12	at Central Michigan	ESPN3	L, 62-79
Wed./Dec. 16	at Houston •	ESPN+	Postponed
Sat./Dec. 19	East Carolina •	ESPN+	L, 67-74
Tues./Dec. 22	USF •	ESPN+	L, 61-73
Wed./Dec. 30	at SMU •	ESPN+	Canceled
Sat./Jan. 2	at Wichita State •	ESPN+	W, 65-59
Wed./Jan. 6	Tulsa •	ESPN+	L, 57-62
Sat./Jan. 9	Tulane •	ESPN+	L, 49-68
Wed./Jan. 13	at Temple •	ESPN+	W, 71-65
Sun./Jan. 17	at UCF •	ESPNU	L, 41-57
Wed./Jan. 20	Memphis •	ESPN+	L, 52-61
Wed./Jan. 27	Wichita State •	ESPN+	L, 52-60
Sat./Jan. 30	at USF •	ESPN+	Postponed
Wed./Feb. 3	Temple •	ESPN+	L, 53-69
Sun./Feb. 7	at Tulane •	ESPN+	L, 59-61
Wed./Feb. 10	at Memphis •	ESPN+	W, 73-62
Sat./Feb. 13	UCF •	ESPN+	L, 51-70
Wed./Feb. 17	at USF	ESPN+	L, 65-69 (OT)
Sat./Feb. 20	Houston •	ESPN+	L, 66-75
Wed./Feb. 24	at East Carolina •	ESPN+	W, 76-61
Sat./Feb. 27	at Tulsa •	ESPN+	W, 71-58
Tues./Mar. 2	SMU •	ESPN+	Canceled
Tues./Mar. 2	at Houston	ESPN+	W, 65-57

AMERICAN CHAMPIONSHIP (Fort Worth, Texas)

Mon./Mar. 8	vs. Memphis (1st Rd.)	ESPN+	W, 78-67
Tues./Mar. 9	vs. UCF (Qtrts.)	ESPN+	7 p.m.
Wed./Mar. 10	vs. TBA (Semifinals)	ESPN+	8:30 p.m.
Thurs./Mar. 11	vs. TBA (Finals)	ESPNU	10 p.m.

Notes:

All times listed are Eastern and subject to change.

Home games are in boldface.

(•) - Denotes American Athletic Conference game.

UC ATHLETIC COMMUNICATIONS

Asst. AD/Primary Basketball Contact	Andre Foushee
Office/Cell Phone	(513) 556-5182/(859) 797-7871
Email Address	Andre.Foushee@uc.edu

2021 AAC WOMEN'S BASKETBALL CHAMPIONSHIP // QUARTERFINALS



NO. 7 **CINCINNATI (8-15, 5-12 AAC)**
vs NO. 2 **UCF (14-3, 12-2 AAC)**

TUESDAY, MAR. 9 // 7 P.M. ET
DICKIES ARENA // FORT WORTH, TEXAS

GAME AT A GLANCE

SERIES INFO: 19th Meeting; Series tied 9-9 overall; UC leads 3-1 at neutral sites and 4-3 in Cincinnati; UCF leads 4-3 in Orlando, Fla.

THIS YEAR'S MEETINGS: UCF won 57-41 on Jan. 17, 2021 in Orlando, Fla. and 70-51 on Feb. 13 in Cincinnati

STREAK: UCF - 2

COACHES: Michelle Clark-Heard is in her third season at Cincinnati (54-36); 11th season overall (232-116)

Katie Abrahamson-Henderson is in her fifth season at UCF (103-43); 15th season overall (344-151)

AP/USA TODAY RANKINGS: Cincinnati (--/--); UCF (rv/rv)

TV: ESPN+; Eric Frede and Christy Thomaskutty

JOIN THE CONVERSATION (TWITTER, FACEBOOK & INSTAGRAM): @GoBearsWBB

CINCINNATI PROBABLE STARTERS

NO.	NAME	POS.	HT.	CL	HOMETOWN	GP-GS	PPG	RPG	APG	MIN
21	Milan Schimmel	G	5-8	Jr.	Mission, Ore.	13-11	5.8	4.5	3.4	31.3
1	Caitlyn Wilson	G	5-11	So.	Cordova, Tenn.	19-10	9.4	1.3	0.8	22.5
20	Jillian Hayes	G	6-1	Fr.	Loveland, Ohio	23-19	7.6	5.1	2.8	32.3
23	Ilmar'i Thomas	F	5-10	Sr.	Oakland, Calif.	23-23	24.2	7.7	3.5	39.4

OFF THE BENCH

3	Jada Scott	G	6-1	So.	Townsend, Ga.	20-9	2.8	2.8	1.0	20.0
14	Addaya Moore	G	5-10	R-Jr.	Granite City, Ill.	4-4	5.8	4.3	2.3	29.8
2	Destiny Haymer	G	5-8	Jr.	Tchula, Miss.	9-9	7.9	2.8	3.0	26.9
15	Arame Niang	F	6-3	R-Sr.	Rufisque, Senegal	23-20	7.0	6.2	1.7	24.7
10	Jadyn Scott	F	6-1	So.	Townsend, Ga.	22-5	3.9	2.8	1.0	19.1
33	Sofia Gritzali	G	5-6	So.	Thessaloniki, Greece	23-4	2.0	1.8	1.1	12.6
4	Riane Burton	G	6-1	Fr.	Cypress, Texas	11-1	1.2	1.0	0.5	9.4
50	Nesma Khalifa	C	6-4	Jr.	Alexandria, Egypt	5-0	0.4	0.6	0.0	4.6
5	Jana Abdullah	F	6-2	R-Fr.	Alexandria, Egypt	1-0	0.0	0.0	0.0	2.5

^ - Blocks; * - Steals; Starters listed are from last game.

CINCINNATI STORYLINES

- » **Ilmar'i Thomas** was named the AAC Player of the Year on Sunday. She received all 50 voting points from the league's coaches to earn unanimous First Team All-AAC honors. She becomes the first player in school history to earn first team all-conference honors three times (2019-21) and the first Bearcat named conference player of the year since Cheryl Cook (Metro Conference, 1984 and 1985).
- » Thomas ranked among the nation's Top 30 leaders in nine categories entering the week: minutes played per game (2nd at 39.37), field goals made (4th at 195), total points (6th at 526), points per game (7th at 23.9) and free throws made (7th at 126).
- » She set a school and AAC record scoring 51 points to go with 12 rebounds at East Carolina (2/24). The point total is highest by a Division I men's or women's basketball player this season.

- » **Jillian Hayes** has been named to the AAC All-Freshmen Team. She entered the postseason ranked among AAC freshmen leaders in blocks (first at 1.1), defensive rebounds (first at 4.3), assists (third at 2.9) and minutes played (third at 32.5).
- » **Caitlyn Wilson** he has scored in double figures in nine of the 10 games, scoring 20 or more points four times. She ranked among AAC leaders in total 3-pointers made (1st at 45) and 3-pointers per game (1st at 2.5) and ranks fourth in 3-point field goal percentage (4th at .333) entering Monday.
- » UC reached the championship game of the 2019 AAC Women's Championship, rallying from a 15-point deficit to post a 57-51 win over UCF. The effort resulted in the Bearcats first conference tournament championship game appearance since 2003 (Conference USA).

2020-21 CINCINNATI NUMERICAL ROSTER

NO.	NAME	POS.	HT.	CL.	HOMETOWN/HIGH SCHOOL/LAST SCHOOL
1	Caitlyn Wilson	G	5-11	So.	Cordova, Tenn./Arlington/Chipola JC
2	Destiny Haymer	G	5-8	Jr.	Tchula, Miss./Holmes County Central/Jones College
3	Jada Scott	G	6-1	So.	Townsend, Ga./Frederica Academy
4	Riane Burton	G	6-1	Fr.	Cypress, Texas/Cypress Ranch HS
5	Jana Abdullah	F	6-2	R-Fr.	Alexandria, Egypt/King Integrated American School
10	Jadyn Scott	F	6-1	So.	Townsend, Ga./Frederica Academy
14	Addaya Moore	G	5-10	R-Jr.	Granite City, Ill./Granite City/Illinois
15	Arame Niang	F	6-3	R-Sr.	Rufisque, Senegal/Kansai Gaidai University /Western Kentucky
20	Jillian Hayes	G	6-1	Fr.	Loveland, Ohio/Loveland HS
21	Milan Schimmel	G	5-8	Jr.	Mission, Ore./Nixyaawii Community HS/Eastern Florida State College
23	Ilmar'l Thomas	F	5-10	Sr.	Oakland, Calif./Sacred Heart Cathedral Prep
33	Sofia Gritzali	G	5-6	So.	Thessaloniki, Greece/Hellenic College of Thessaloniki
50	Nesma Khalifa	C	6-4	Jr.	Alexandria, Egypt/KGC Kawmya Girls College/Tallahassee CC

2020-21 CINCINNATI ALPHABETICAL ROSTER

NO.	NAME	POS.	HT.	CL.	HOMETOWN/HIGH SCHOOL/LAST SCHOOL
5	Jana Abdullah	F	6-2	R-Fr.	Alexandria, Egypt/King Integrated American School
4	Riane Burton	G	6-1	Fr.	Cypress, Texas/Cypress Ranch HS
33	Sofia Gritzali	G	5-6	So.	Thessaloniki, Greece/Hellenic College of Thessaloniki
20	Jillian Hayes	G	6-1	Fr.	Loveland, Ohio/Loveland HS
2	Destiny Haymer	G	5-8	Jr.	Tchula, Miss./Holmes County Central/Jones College
50	Nesma Khalifa	C	6-4	Jr.	Alexandria, Egypt/KGC Kawmya Girls College/Tallahassee CC
14	Addaya Moore	G	5-10	R-Jr.	Granite City, Ill./Granite City/Illinois
15	Arame Niang	F	6-3	R-Sr.	Rufisque, Senegal/Kansai Gaidai University/Western Kentucky
21	Milan Schimmel	G	5-8	Jr.	Mission, Ore./Nixyaawii Community HS/Eastern Florida State College
3	Jada Scott	G	6-1	So.	Townsend, Ga./Frederica Academy
10	Jadyn Scott	F	6-1	So.	Townsend, Ga./Frederica Academy
23	Ilmar'l Thomas	F	5-10	Sr.	Oakland, Calif./Sacred Heart Cathedral Prep
1	Caitlyn Wilson	G	5-11	So.	Cordova, Tenn./Arlington/Chipola JC

COACHING & SUPPORT STAFF

Head Coach: Michelle Clark-Heard
 (Third season at Cincinnati; 10th season overall)
 Associate Head Coach: Melissa Kolbe
 Assistant Coaches: Surina Dixon, Carlos Knox
 Video Coordinator: Zach Anderson
 Director of Operations: Erica Holmes

Assistant to the Head Coach: Jalynn McClain
 Student Assistant Coach: Zenzele Apesemaka-Vital
 Athletic Trainer: Chris Chalk
 Director of Sports Performance: Kelly Powers

PRONUNCIATION

JANA Abdullah	jan-uh
NESMA KHALIFA	nezz-muh kuh-leaf-uh
ADDAYA Moore	uh-day-uh
ARAME Niang	uh-rom
JADA Scott	jay-duh
JADYN Scott	jay-dinn
IIMAR'L Thomas	ee-marr-ee

ROSTER INFORMATION

By State/Country

California	(1) Ilmar'l Thomas
Egypt	(2) Jana Abdullah, Nesma Khalifa
Georgia	(2) Jada Scott, Jadyn Scott
Greece	(1) Sofia Gritzali
Illinois	(1) Addaya Moore
Mississippi	(1) Destiny Haymer
Ohio	(1) Jillian Hayes
Oregon	(1) Milan Schimmel
Senegal	(1) Arame Niang
Tennessee	(1) Caitlyn Wilson
Texas	(1) Riane Burton

By Class

True Freshmen	(2) Riane Burton, Jillian Hayes
R-Freshmen	(1) Jana Abdullah
Sophomores	(4) Caitlyn Wilson, Jada Scott, Jadyn Scott, Sofia Gritzali
Juniors	(3) Destiny Haymer, Milan Schimmel, Nesma Khalifa
Redshirt-Juniors	(1) Addaya Moore
Seniors	(1) Ilmar'l Thomas
R-Seniors	(1) Arame Niang

By Height

6-4	(1) Nesma Khalifa
6-3	(1) Arame Niang
6-2	(1) Jana Abdullah
6-1	(4) Riane Burton, Jillian Hayes, Jada Scott, Jadyn Scott, Caitlyn Wilson
5-11	(1) Caitlyn Wilson
5-10	(2) Addaya Moore, Ilmar'l Thomas
5-8	(2) Destiny Haymer, Milan Schimmel
5-6	(1) Sofia Gritzali

CINCINNATI QUICK FACTS

GENERAL INFORMATION

Location	Cincinnati, OH 45221
Founded	1819
Enrollment	46,798
Nickname	Bearcats
Colors	Red (PMS: 186) and Black
Arena (Capacity)	Fifth Third Arena (12,012)
Affiliation	NCAA Division I
Conference	American Athletic Conference
President	Neville Pinto
Director of Athletics	John Cunningham
Faculty Representative	Brian Hatch
Department of Athletics Phone	(513) 556-4603
Athletics Ticket Office Phone	(877) CATS-TIX

ATHLETIC COMMUNICATIONS

Asst. AD/Primary Basketball Contact	Andre Foushee
Office/Cell Phone	(513) 556-5182/(859) 797-7871
Email Address	Andre.Foushee@uc.edu
Associate AD/Athletics Communications	Ryan Koslen
Office	(513) 556-5186
Email	Ryan.Koslen@uc.edu

BASKETBALL STAFF

Head Coach	Michelle Clark-Heard (Western Kentucky, 1990)
Record at UC	54-36 (.600) [third season]
Career Record	232-116 (.667) [11th season]
Associate Head Coach	Melissa Kolbe (Wittenberg, 1999)
Assistant Coaches	Surina Dixon (Mississippi Valley State, 1983) Carlos Knox (IUPUI, 1998)
Video Coordinator	Zach Anderson (Cincinnati, 2014)
Director of Operations	Erica Holmes (Denison, 2017)
Assistant to the Head Coach	Jalynn McClain (Western Kentucky, 2016)
Athletic Trainer	Kris Chalk (Louisville, 2011)
Director of Sports Performance	Kelly Powers (West Virginia Wesleyan, 2002)



HISTORY

First year of basketball	1971
All-time record	708-675 (.513)
NCAA Tournament Appearances/Last	4/2003
All-time record	1-3 (.250)
WNIT Appearances/Last	8/2019
All-time record	7-9 (.438)
Conference Regular-Season Championships/Last	0/0
Conference Tournament Championships/Last	1/2002

TEAM INFORMATION

2019-20 Record	22-10
American Athletic Conference Record	11-5 (T-2nd)
Starters returning/lost	1/4
Letterwinners returning/lost	7/7
Newcomers	5
Percentage of points returning	41.4 percent (921 of 2,222)
Percentage of rebounds returning	47.9 percent (510 of 1064)
Percentage of assists returning	32.3 percent (174 of 538)

GAME PREVIEW

- » Seventh-seed Cincinnati (8-15) meets second-seed UCF (14-3) in the quarterfinal round of the 2021 AAC Championships on Tuesday at Dickies Arena in Fort Worth, Texas.
- » The Bearcats have won four in a row after posting a 78-67 first-round win over Memphis on Monday. Ilmar'I Thomas registered her fifth double-double and sixth 30-point performance this season, tallying 30 points and 12 rebounds. Milan Schimmel added 15 points, seven rebounds and seven assists. Arame Niang poured in 14 points, seven rebounds, six assists and six blocks. Caitlyn Wilson had three 3-pointers and 11 points.
- » UCF is coming off a 58-45 home win over No. 14 USF on Thursday. Masseny Kaba led four Knights in double figures with 16 points and nine rebounds.
- » The overall series between UC and UCF is tied at 9-9. UCF has won both meetings this season with the Bearcats, winning 57-41 in Orlando on Jan. 17 and 70-51 in Cincinnati on Feb. 17.
- » The Bearcats rallied from 15 points down to post a 57-51 win over UCF in the semifinals of the AAC tournament last year.

LOOK BACK AT THIS YEAR'S MEETINGS

- » **UCF 57, CINCINNATI 41 - JAN. 17, 2021**
- » ORLANDO, Fla. – Ilmar'I Thomas scored 13 points and grabbed eight rebounds but Cincinnati dropped a 57-41 decision at UCF on Sunday at Addition Financial Arena.
- » Diamond Battle tallied a game-high 14 points and had five assists while Brittney Smith contributed 12 points and five rebounds for UCF (7-2, 5-1 American).
- » Destiny Haymer scored all 10 of her points after intermission for Cincinnati (3-8, 2-5). She also made a pair of 3-pointers to go with two steals and two assists. Caitlyn Wilson matched her season high with eight points and a pair of threes.
- » Thomas finished two rebounds shy of her fourth double-double in the last five games.
- » UCF entered the game as one the nation's best defensive units, and it showed why. The Knights held the Bearcats to a season-low in points and field goal shooting percentage (.286) on 14 of 29 shooting. UCF held UC to a seven-point second quarter and eight-point third quarter.
- » The Knights, who entered the game ninth in the nation in scoring defense at 51.8 points per game, recorded 11 steals and converted 18 UC turnovers into 15 points.
- » **UCF 70, CINCINNATI 51 - Feb. 13, 2021**
- » CINCINNATI - Senior forward Ilmar'I Thomas became one of the top five scorers in Cincinnati women's basketball history, netting a team-best 22 points but the Bearcats fell to UCF, 70-51, Saturday at Fifth Third Arena.
- » Thomas, who connected on 8-9 field goal attempts and eclipsed the 20-point plateau for the 13th time this season, now has 1,734 career points.
- » Jadyn Scott added eight points for UC (4-13, 3-10 American) while Jillian Hayes handed out a game-high nine assists.
- » Brittney Smith led UCF (10-2, 8-1) with 25 points on 10-of-13 shooting while Alisha Lewis poured in 24 points with six 3-pointers for the Knights.
- » The Bearcats trailed by five at the half and maintained the margin midway through the third quarter before an 11-2 UCF run in just over two minutes broke it open for the Knights who led by double-digits for the rest of the game.

BEARCATS AT THE AAC TOURNAMENT

- » Cincinnati recorded its best showing in AAC Championship history last year in Uncasville, Connecticut. The Bearcats defeated Memphis (94-52) in the quarterfinals and UCF (57-51) semifinals before falling to UConn (87-53) in the finals. It marked UC's first conference tournament championship game appearance since 2003 (Conference USA).
- » UC is 7-7 all-time in the AAC Championship.
- » UC is 3-2 in the first round, 3-2 in the quarterfinals, 1-2 in the semifinals and 0-1 in the finals of the event.
- » UC's record at the event by seeding follows: No. 3 (3-2); No. 4 (1-1); No. 7 (1-1); No. 8 (1-1), No. 9 (1-2).
- » UC's only conference tournament championship came in 2002 (Conference USA).

CINCINNATI'S LAST GAME:

- » **CINCINNATI 78, MEMPHIS 67 - Mar. 8, 2021**
- » FORT WORTH, Texas – A day after being named American Athletic Conference Player of the Year, Ilmar'I Thomas showed the league why, registering her fifth double-double of the season with 30 points and 12 rebounds to help lift Cincinnati (8-15) past Memphis (4-15), 78-67, in opening-round play at the AAC Championship on Monday at Dickies Arena.
- » The Bearcats, who won their fourth consecutive game, advance to play No. 2 seed UCF on Tuesday at 7 p.m. ET on ESPN+.
- » Thomas recorded her sixth 30-point game of the season, shooting 10 of 17 from the field and going a perfect 10 of 10 from the free throw line. In doing so, she becomes only the third player in school history to achieve at least 1,900 career points, sitting at 1,912 entering Tuesday's quarterfinals contest.
- » But Thomas had plenty of help as well.
- » In all, four Bearcats scored in double figures. Milan Schimmel tallied a career-high 15 points and matched a career-best with seven assists to go with seven rebounds. Arame Niang posted 14 points, seven rebounds and set career-highs with six assists and six blocks. Caitlyn Wilson reached double figures in scoring for the ninth time in the last 10 games, adding 11 points, three 3-pointers and three steals.
- » Dulcy Mendjiadeu Fankam led Memphis with 20 points, 12 rebounds and three blocks. Coriah Beck added 11 points.
- » Memphis led 19-13 after the first quarter before a pair of threes from Schimmel and a couple of baskets inside from Niang gave the Bearcats a 25-23 lead with 6:06 left in the second quarter. UC then began to seize control with an 8-2 run before halftime when Thomas made a basket and two free throws and Hayes and Niang hit back-to-back jumpers. The Bearcats led 37-30 at intermission.
- » The gap widened at the start of the third quarter when UC jumped out to a 47-32 advantage at the 6:47 mark thanks to a 10-2 run.
- » Memphis pulled within 69-63 with 1:26 left in the fourth quarter on a fastbreak layup by Beck. But the Bearcats made nine of 11 free throws inside the final minute to secure the victory.
- » UC scored 21 points off 17 Memphis miscues. The Bearcats committed 13 turnovers, their third fewest in a game this season. UC shot 45 percent or better from the floor for the fourth consecutive game, making 27 of 60 shot attempts.

THOMAS NAMED AAC PLAYER OF THE YEAR

- » Senior forward Ilmar'I Thomas was named the 2021 AAC Player of the Year on Sunday.
- » Thomas received all 50 voting points from the league's coaches to earn unanimous First Team All-AAC honors.
- » Thomas becomes the first player in school history to earn first team all-conference honors three times (2019-21) and the first Bearcat named conference player of the year since Cheryl Cook (Metro Conference, 1984 and 1985).

HAYES NAMED TO AAC ALL-FROSH TEAM

- » Guard Jillian Hayes has been named to the AAC All-Freshmen Team by the league's coaches.
- » Hayes is the fourth UC player to be named to the AAC All-Freshmen Team, joining Ilmar'I Thomas (2018), Bianca Quisenberry (2014) and Anna Owens (2015).
- » Hayes enters the postseason ranked among AAC freshmen leaders in blocks (first at 1.1), defensive rebounds (first at 4.3), assists (third at 2.9) and minutes played (third at 32.5).
- » Hayes, who has started 18 of 22 games for the Bearcats this season, averages 7.7 points, 5.1 rebounds, 2.9 assists and 1.4 steals. She leads the team in steals and ranks third among active players in points, rebounds and blocks.

TOUTING IIMAR'I THOMAS

- » **2020-21 HONORS:**
 - 2020-21: AAC Player of the Year
 - 2020-21: First Team All-AAC
 - Senior CLASS Award Finalist
 - Becky Hammon POY Award Semifinalist
 - USBWA National Player of the Week (Mar. 1)
 - 2x NCAA Weekly Starting Five (Nov. 30, Mar. 1)
 - 4X AAC Player of the Week (Nov. 30, Jan. 4, Mar. 1, Mar. 4)
 - 4X AAC Weekly Honor Roll (Dec. 14, Dec. 28, Jan. 25, Feb. 15)
- » **CAREER AWARDS:**
 - 2019-20: WBCA Honorable Mention All-America
 - 2019-20: Unanimous First Team All-AAC
 - 2018-19: AAC First Team All-AAC
 - 2017-18: AAC Freshman of the Year
 - 2017-18: Unanimous AAC All-Freshmen Team
- » **NATIONAL & AAC NUMBERS:** Thomas entered the week ranked among the nation's Top 30 in nine categories for 2020-21, including minutes played per game (2nd at 39.37), field goals made (4th at 195), total points (6th at 526), points per game (7th at 23.9), free throws made (7th at 126), total minutes played (8th at 866), free throws attempted (14th at 154), field goal percentage (22nd at .545) and field goals attempted (29th at 358).
- » The Oakland, California, native ranks atop all AAC players in 10 national categories, the nine listed above, as well as free throw percentage (81.8). She also ranked among the AAC's Top 10 leaders in rebounds (6th at 7.5), offensive rebounds (6th at 2.6), defensive rebounds (7th at 4.8), assists (7th at 3.5), blocks (9th at 1.1) and assist-to-turnover ratio (10th at 1.5).
- » **51-POINT PERFORMANCE:** Thomas set the UC women's basketball record and the AAC record for most points in a game when she poured in 51 points to go with 12 rebounds at East Carolina on Feb. 24. She went 20 of 27 from the field and 11 of 13 from the free-throw line. The effort still stands as the most points in a Division I men's or women's basketball game this season. She joined Oscar

Robertson as the only two player in UC history to score 50 or points in a game. Robertson accomplished the feat six times, the last coming via a school-record 62-point performance against North Texas in 1960.

- » With the outing, she becomes the only player in UC history to achieve 1,800 career points and 800 rebounds.
- » **SCORING 30 OR MORE POINTS SIX TIMES IN 20-21:** Thomas has scored 30 or more points six times and 20 or more points on 19 occasions this season. She scored 23 or more points in each of UC's first nine games of the season. She has scored 22 or more points in seven of UC's last eight games.
- » Thomas scored 32 points, missing only four total shots against Marquette on Dec. 10, making 9 of 11 field goals and 14 of 16 free throws. She tallied 34 points in the season opener against Northern Kentucky and scored 30 points each in both matchups with Houston.
- » Thomas has eclipsed the 30-point plateau on two other occasions during her UC career. She netted 32 points against UCF on Jan. 12, 2020 before posting a career-best 35 points against Houston on Jan. 22, 2020.
- » **FIVE DOUBLE-DOUBLES:** Thomas has registered five double-doubles this season: 24 points and 17 rebounds at Wichita State (1/2); 24 points and 12 rebounds vs. Tulsa (1/6); and 24 points and 12 rebounds (1/13); 51 points and 12 rebounds at East Carolina (2/24); 30 points and 12 rebounds vs. Memphis (3/8).
- » **CHART CHASER:** The name Ilmar'i Thomas is peppered throughout the UC record book and her climb up the charts has been a storyline during the 2020-21 campaign.
- » Thomas enters the AAC Quarterfinals ranked among UC's best in multiple categories: field goal percentage (1st at .583), blocks (2nd at 129), field goals made (2nd at 756), points (3rd at 1,912), rebounds (3rd at 870) and rebound average (T8th at 7.1).
- » **BECKY HAMMON PLAYER OF THE YEAR:** Thomas was named one of 10 semifinalists for the 2021 Becky Hammon Mid-Major Player of the Year Award. The five finalists being announced in early March. The winner will be announced in late March.

VOTE NOW: THOMAS NAMED FINALIST FOR SENIOR CLASS AWARD

- » Ilmar'i Thomas has been named one of 10 finalists for the 2020-21 Senior CLASS Award, given to a women's basketball student-athlete who excels both on and off the court.
- » Thomas is the first UC women's basketball player selected as a finalist for the award since its inception in 2002.
- » To be eligible for the award, a student-athlete must be classified as an NCAA Division I senior and have notable achievements in four areas of excellence: community, classroom, character and competition.
- » The finalists were chosen by a selection committee from the list of 30 men's candidates and 30 women's candidates announced earlier in the season. Nationwide fan voting begins immediately to help select the winner, and fans are encouraged to submit votes online at the Senior CLASS Award website through March 22. Fan votes will be combined with those of the media and Division I head coaches to determine the winners. The Senior CLASS Award recipients will be announced during the 2021 NCAA Women's Final Four.
- » For more information on each of the finalists, visit senior-CLASSaward.com.

- » Thomas, a native of Oakland, California, who has earned American Athletic Conference All-Academic team selection and Dean's List honors as a Bearcat, is on pace to earn her sports administration degree from the UC this summer.
- » Thomas has volunteered numerous hours of her time to help better serve Greater Cincinnati communities during her collegiate career. She has interacted with and encouraged Cincinnati youth during visits to area Boys and Girls Clubs, a nearby Ronald McDonald House and local YMCA youth clinics. Also a favorite among youth attending the annual UC women's basketball summer camps, Thomas quickly creates a mentoring relationship with younger children thanks in part to her warm and engaging personality.
- » Following the departure of veterans Antoinette Miller, Angel Rizzor and Sam Rodgers, Thomas has grown into a vocal leader and mentor to younger players during the 2020-21 campaign. Despite off-season limitations due to the outbreak of COVID-19, Thomas spearheaded efforts to help organize zoom calls and lead team meetings to foster team unity, facilitate the integration of newcomers with returning players and communicate preseason training and team goals and expectations for the current season. Thomas also met with team members and led discussions to help craft the team's statement on the nation's social injustice issue.
- » A strong work ethic, belief in herself and strong character have been evident since Thomas' arrival to UC as a freshman at the age of 16. Despite her young age, she developed throughout the season, earning AAC Freshman of the Year accolades and unanimous selection to the AAC's All-Freshman Team.
- » Thomas has garnered AAC First Team acclaim each of the past two seasons and was named a 2019-20 WBCA honorable mention All-American.

BEARCATS TIP-INS

- » **HAYES HAVING NICE FRESHMAN SEASON:** Guard Jillian Hayes was named to AAC All-Freshmen team on Sunday.
- » Hayes is the fourth UC player to be named to the AAC All-Freshmen Team, joining Ilmar'i Thomas (2018), Bianca Quisenberry (2014) and Anna Owens (2015).
- » She has started 19 of 23 games for the Bearcats this season, averages 7.6 points, 5.1 rebounds, 2.8 assists and 1.5 steals. She leads the team in steals and ranks third among active players in points, rebounds and blocks.
- » Hayes entered the postseason ranked among AAC freshmen leaders in blocks (first at 1.1), defensive rebounds (first at 4.3), assists (third at 2.9) and minutes played (third at 32.5). Among all players in the league she ranks 10th, 12th, 13th and 14th in those categories, respectively.
- » Hayes was named to the AAC Weekly Honor Roll after scoring a game-high 17 points with a pair of 3-pointers, four assists and two blocks against Wichita State on Jan. 27.
- » A solid performer for UC this season, Hayes has scored in double figures in seven games, including a career-high 20 points on 9-of-16 shooting at Temple on Jan. 13. The game prior she scored 16 points and grabbed eight rebounds against Tulane on Jan. 9.
- » **WILSON STEPPING UP AS A STARTER:** Caitlyn Wilson has made the most of moving into the starting lineup over the past 10 games. She is averaging 15.1 points with a team-best 40 3-pointers during the stretch.
- » She has scored in double figures in nine of the 10 games, scoring 20 or more points four times. She hit five 3-pointers and tallied a career-high 23 points vs Temple (2/3). She made six 3-pointers at Tulane (2/7), at Memphis (2/10) and at Tulsa (2/27).

- » She ranked among AAC leaders in total 3-pointers made (1st at 45), 3-pointers per game (1st at 2.5) and 3-point field goal percentage (4th at .333) entering the tournament.
- » **SCHIMMEL SHOW:** Milan Schimmel set a career-high with 15 points, matched a career-best with seven assists and grabbed seven rebounds against Memphis (3/8).
- » **COMPLETE GAME FROM NIANG:** Arame Niang displayed her versatility Monday against Memphis, pouring in a season-high 14 points to go with seven rebounds and career-bests six assists and six blocks.
- » **AMONG AAC LEADERS (ALL GAMES):** UC ranked among AAC team leaders in blocks (1st at 4.5), free throw percentage (1st at .714), assists (2nd at 15.0), field goal percentage (3rd at .412) and rebounding defense (4th at 36.1) entering the tournament.
- » **AWAY FROM HOME:** UC has played better away from home this season. The Bearcats are 7-5 overall away from Cincinnati, including a 6-3 mark in league road games. UC ended the regular-season winning three consecutive road games at East Carolina, Tulsa and Houston.
- » **COVID-19 SCHEDULE CHANGES:** UC has canceled three games (vs. Louisville [11/28], at SMU [12/30] and vs. SMU [3/2] and postponed three others (vs. Xavier [12/10], at Houston [12/16] and at USF [1/30]) this season due to COVID-19 protocol issues.

DUO SIGNS WITH CINCINNATI

- » Clarissa Craig and Braylyn Milton signed NLI's to play for the Bearcats beginning in 2021-22.
- » Craig, 6-foot-3 forward/center from Cincinnati, averaged 13.1 points, 6.4 rebounds and 1.0 blocks while shooting 54.9 percent from the floor last season at Roger Bacon High School. She helped the Spartans to a 20-8 overall mark, including a first-place finish in the Greater Catholic League and the team's first regional championship game appearance since 2005.
- » Craig ranks as Ohio's best center in the 2021 class by Ohio Girls Basketball Report while Collegiate Girls Basketball Report lists Craig as the 23rd-ranked center nationally. She also owns numerous accolades as a two-time First Team All-GCLC performer and a two-time Third Team All-Ohio Division II selection by the Ohio Prep Sportswriters Association.
- » Milton, a 6-foot guard from Charlotte, North Carolina, averaged 18.2 points, 3.9 assists and 3.4 steals as a junior at Independence High School, helping lead her team to a 21-8 overall mark. She has scored 1,286 career points entering her senior season in 2020-21.
- » A top prospects in North Carolina according to Phenom Hoop Report and a top three players in Charlotte, Milton's play has resulted in several honors, including a three-time Southwestern 4A All-Conference and All-Tournament selection, three-time North Carolina All-District 9 honoree and a 2020 Charlotte Observer All-Defensive Team award winner.

- 2019-20 SEASON REWIND -

LOOKING BACK AT LAST SEASON

- » Posting a 22-10 mark in 2019-20, Cincinnati has registered back-to-back 20-win campaigns for the first time since 2000-01 (22), 2001-02 (27) and 2002-03 (23). The Bearcats registered 24 wins in 2018-19.
- » It marks just the third time in program history UC has won 20 games in back-to-back seasons. It first happened in 1998 (21) and 1999 (22).
- » UC head coach Michelle Clark-Heard is the first UC mentor to register back-to-back 20-win campaigns in her first two seasons leading the program. Clark-Heard's 46 wins are the most by a UC coach in their initial two seasons leading the program in school history.
- » Last season, Cincinnati posted an 11-5 record in league play to share second place with UCF, five games behind conference winner, UConn (16-0). It marked the best finish for the Bearcats in their seven years in The American. It also marked UC's best conference ending since the 2001-02 and 2002-03 squads placed second in Conference USA.
- » Additionally, the 11 league wins a year ago are the second-most earned in the AAC era behind only the 12 UC posted in 2018-19.
- » Three Bearcats earned AAC awards at the end of the 2019-20 regular season.
- » **Ilmar'I Thomas** earned unanimous First Team ALL-AAC honors. It marked the second year in a row she had been selected to the first team.
- » Thomas joined Valerie King (2002 & 2003/Conference USA) and Madinah Slaise (1999 & 2000/Conference USA) as the only three players in program history to earn back-to-back first team all-conference accolades.
- » **Antoinette Miller** claimed Second Team All-AAC recognition.
- » **Angel Rizor** received the AAC's Most Improved Player award and was tabbed Third Team All-AAC.

-GOBEARCATS.COM-

BEARCAT RECORD BOOK

1,000-POINT CLUB

RK	POINTS	NAME	YEARS
1.	2,367	Cheryl Cook	1982-85
2.	2,156	Valerie King	2001-04
3.	1,912	Ilmar'I Thomas	2018-
4.	1,849	Madinah Slaise	1997-00
5.	1,799	Linda Norwell	1974-77
6.	1,728	Keely Feeman	1983-86
7.	1,700	Bev Obringer	1985-89
8.	1,695	Doris Scott	1996-99
9.	1,523	Jolinda Lewis	1994-98
10.	1,469	Ana Owens	2015-18
11.	1,465	Barb Jaksa	1979-82
12.	1,463	Kahla Roudeshush	2006-10
13.	1,408	Debbie Merrill	2002-04
14.	1,237	Regina Williams	1985-89
15.	1,215	Joy Roberts	1980-83
16.	1,199	Antoinette Miller	2017-20
17.	1,177	Stephanie Geter	1995-98
18.	1,167	Anita Tersigni	1981-84
19.	1,166	Bev Ventura	1975-78
20.	1,164	K.B. Sharp	2000-03
21.	1,088	Dayeesha Hollins	2012-14
22.	1,072	Sue Koch	1979-82
	1,072	Jane Phend	1984-87
	1,072	Angel Rizor	2017-20
25.	1,058	Michelle Jones	2006-10
26.	1,053	Jill Stephens	2006-09
27.	1,022	Cindy Spence	1977-80
28.	1,014	Stasia Kissel	1981-83
29.	1,007	Treasure Humphries	2004-07

SCORING AVERAGE

RK	AVG	NAME	YEARS
1.	21.2	Linda Norwell	1974-77
2.	20.8	Cheryl Cook	1982-85
3.	17.3	Tonya Taylor	1991-92
4.	17.1	Valerie King	2001-04
5.	16.0	Debbie Merrill	2002-04
6.	15.7	Ilmar'I Thomas	2018-
7.	15.5	Madinah Slaise	1997-00
8.	15.2	Bev Obringer	1985-89
9.	14.9	Keely Feeman	1983-86
10.	14.6	Doris Scott	1996-99
11.	13.9	Stasia Kissel	1981-83

FIELD GOALS MADE

RK	FGM	NAME	YEARS
1.	962	Cheryl Cook	1982-85
3.	756	Ilmar'I Thomas	2018-
2.	731	Keely Feeman	1983-86
4.	715	Linda Norwell	1974-77
5.	691	Doris Scott	1996-99
6.	689	Valerie King	2001-04
7.	665	Bev Obringer	1985-89
8.	619	Barb Jaksa	1979-82
9.	600	Madinah Slaise	1997-00
10.	548	Debbie Merrill	2002-04
11.	520	Joy Roberts	1980-83

FIELD GOALS ATTEMPTED

RK	FGA	NAME	YEARS
1.	2,158	Cheryl Cook	1982-85
2.	1,707	Valerie King	2001-04
3.	1,602	Madinah Slaise	1997-00
4.	1,538	Ana Owens	2015-18
5.	1,482	Keely Feeman	1983-86
6.	1,339	Doris Scott	1996-99
	1,339	Linda Norwell	1974-77
8.	1,335	Barb Jaksa	1979-82
9.	1,330	Bev Obringer	1985-89
10	1,297	Ilmar'I Thomas	2018-
11.	1,236	Jolinda Lewis	1994-98

FIELD GOAL PERCENTAGE

RK	PCT	NAME	YEARS
1.	.583	Ilmar'I Thomas	2018-
2.	.534	Linda Norwell	1974-77
3.	.521	Anne Stephens	2003-06
4.	.516	Doris Scott	1996-99
5.	.515	Jeanise Randolph	2011-14
6.	.509	Tonya Taylor	1991-92
7.	.504	Michelle Jones	2005-10
8.	.503	Ester McMillon	1991-92
9.	.500	Bev Obringer	1985-89

FREE THROWS MADE

RK	FTM	NAME	YEARS
1.	503	Madinah Slaise	1997-00
2.	443	Cheryl Cook	1982-85
3.	440	Valerie King	2001-04
5.	387	Ilmar'I Thomas	2018-
4.	370	Bev Obringer	1985-89
6.	347	Linda Norwell	1974-77
7.	313	Doris Scott	1996-99
8.	304	Debbie Merrill	2002-04
9.	296	Stephanie Geter	1995-98
10.	293	Jolinda Lewis	1994-98

FREE THROWS ATTEMPTED

RK	FTA	NAME	YEARS
1.	676	Madinah Slaise	1997-00
2.	598	Cheryl Cook	1982-85
3.	514	Doris Scott	1996-99
4.	508	Valerie King	2001-04
5.	494	Ilmar'I Thomas	2018-
6.	493	Bev Obringer	1985-89
7.	490	Linda Norwell	1974-77
8.	444	Debbie Merrill	2002-04
9.	388	Stephanie Geter	1995-98
10.	379	Michelle Jones	2005-10
11.	374	Dayeesha Hollins	2012-14

REBOUNDS

RK	REBS	NAME	YEARS
1.	1,309	Linda Norwell	1974-77
2.	977	Bev Obringer	1985-89
3.	870	Ilmar'I Thomas	2018-
4.	861	Doris Scott	1996-99
5.	764	Bev Ventura	1975-78
6.	722	Angel Rizor	2017-20
7.	701	Debbie Merrill	2002-04
	701	Anita Tersigni	1981-84
9.	688	Cheryl Cook	1982-85
10.	684	Laura Wilder	1999-02

REBOUND AVERAGE

RK	AVG	NAME	YEARS
1.	15.4	Linda Norwell	1974-77
2.	9.1	Stasia Kissel	1981-83
3.	8.7	Bev Obringer	1985-89
4.	8.0	Debbie Merrill	2002-04
5.	8.0	Bev Ventura	1975-78
6.	7.9	Ester McMillon	1991-92
7.	7.4	Doris Scott	1996-99
8.	7.1	Ilmar'I Thomas	2018-
	7.1	Tonya Taylor	1991-92
10.	6.6	Joy Roberts	1980-83

BLOCKS

RK	BLKS	NAME	YEARS
1.	142	Bev Obringer	1985-89
2.	129	Ilmar'I Thomas	2018-
3.	117	Anita Tersigni	1981-84
4.	100	Doris Scott	1996-99
5.	83	Jeanise Randolph	2011-14
6.	71	Debbie Merrill	2002-04
7.	68	Anne Stephens	2003-06
	68	Angel Rizor	2017-20
9.	62	Tiffany Turner	2011-14
10.	55	Trinette Wright	1986-89
	55	Lisa Antil	1984-87



The University of Cincinnati women's basketball program has continued to reach new heights under Head Coach Michelle Clark-Heard since her hiring in March 2018.

Now in her third season, Clark-Heard owns a 54-36 mark at Cincinnati and a 232-116 record in her 11th campaign as a collegiate head coach.

Clark-Heard, who was a UC assistant from 2002-05 and also spent six seasons as the head coach at Western Kentucky University before returning to UC, amassed 46

wins in her first two years at the helm and is the only coach in program history to open a tenure with back-to-back 20 win seasons. Overall, her 10-year coaching career has seen her teams average more than 20 wins per campaign (22.4) with seven postseason appearances, including four NCAA Tournaments and three WNIT berths.

Her second season with the Bearcats (2019-20) produced many big moments for the program. On a team level, UC posted a 22-10 record overall and went 11-5 in the American to finish tied for second, UC's best league finish in its seven-year membership in the AAC. Seeded third in the tournament, the Bearcats reached the final for the first time in the AAC as well as their first final appearance since the 2003 Conference USA Championship game. Additionally, the Bearcats finished the year 14-3 at home with a 12-game winning streak at Fifth Third Arena as well.

Individually, Clark-Heard's players enjoyed a great deal of success as well as a trio of players -- Ilmar Thomas, Antoinette Miller and Angel Rizo -- all joined the program's 1,000-point club during the season, the 27th, 28th and 29th members, respectively. When it came time for awards and honors, that trio also made a big splash as each was honored by the AAC as Thomas was a unanimous selection to the first team, Miller was a second-team honoree and Rizo was twice honored as she was named the AAC Most Improved Player of the Year while earning third-team all-conference accolades as well. The honors didn't end there, however, as Thomas and Miller both were voted Women's Basketball Coaches Association (WBCA) All-America Honorable Mention selections. The awards stand as just the second and third All-America honors earned in program history, joining Debbie Merrill, a 2003 WBCA All-America Honorable Mention.

In her first season at the helm at UC in 2018-19, Clark-Heard led the Bearcats to 24 wins -- the most victories in a head coach's first season in program history, and the most triumphs in 17 years (27 in 2001-02). The Red & Black's historic accomplishments also included the first time with consecutive postseason wins in program history (WNIT quarterfinals), its first 20-win season since 2003, first time with 12 conference wins since 1999, (at the time) highest-ever finish in the American (third place), and first time with three or more regular-season conference honorees since 2003 (Thomas - First Team All-AAC, Miller - Second Team All-AAC, Florence Sifa - Newcomer of the Year).

In six seasons at WKU, Clark-Heard reached four NCAA Tournaments, won four conference tournament championships and two regular season conference titles while posting 154 wins, becoming the second-fastest Lady Topper coach to reach 100 victories with the program. Clark-Heard took over a program with a 9-21 record in 2011-12 and she led the Hilltoppers to a 22-11 mark in her first season (2012-13), a 13-win improvement, which was the largest in Sun Belt Conference history.

WKU finished the 2017-18 campaign with a 24-9 record and captured the 2018 Conference USA Tournament title and qualified for its third NCAA Tournament in four years. Tashia Brown was tabbed as an Associated Press Honorable Mention All-American and the C-USA Player of the Year.

The 2016-17 campaign saw WKU claim its second sweep of the C-USA regular season and tournament championships in just three seasons as a member of the league. The Lady Toppers put together a 27-7 record and a 16-2 mark in C-USA play; the team also pieced together a 12-game winning streak entering the NCAA Tournament, culminating in a 67-56 win over Southern Miss in the C-USA championship game on March 11.

Following the season, Clark-Heard was invited to serve as an assistant coach for the United States U-23 National Team in the inaugural Four Nations Tournament in Tokyo, Japan. During her second stint with the red, white and blue, Clark-Heard helped to push the Americans to an undefeated record and the championship in the event, defeating their opponents by an average of 32 points along the way.

Following the 2014-15 season, Clark-Heard was recognized for her outstanding accomplishments, earning Conference USA Coach of the Year and 2015 United States Marine Corps/WBCA NCAA Division I Regional Coach of the Year honors. Her selection as a WBCA Regional Coach of the Year also made her a finalist for the Pat Summitt Trophy, awarded annually to the United States Marine Corps/WBCA NCAA Division I National Coach of the Year.

Clark-Heard was named an assistant coach for the 2015 U.S. Pan American Women's Basketball Team, joining head coach Lisa Bluder of the University of Iowa and fellow assistant coach Scott Rueck of Oregon State University on the staff. In Toronto, Clark-Heard helped lead the Americans to a silver medal in her international assistant coaching debut, falling just short in the gold medal game against the host Canadians.

In 2013-14, Clark-Heard helped WKU win its final seven regular season games before reeling off three straight in New Orleans, La., in March 2014 to win the Sun Belt Conference Championship with a 61-60 win over Arkansas State after WKU faced a 14-point deficit in the second half. The season also saw WKU defeat Georgetown in the Puerto Rico Classic after facing a 16-point deficit in the second half. The season was capped by an 87-74 loss to fifth-ranked Baylor in Waco, Texas, in the opening round of the 2014 NCAA Tournament, ending the longest NCAA Tournament appearance drought in program history.

The run to the tournament helped WKU secure a 24-9 record and finish with 20-wins for the second straight season. Her consecutive 20-win seasons to begin her time at WKU marked the first time in Sun Belt Conference history that a team had won 20 games in back-to-back years following a season in which it had won less than 10 games.

Her success in 2013-14 followed a massive improvement on the floor in 2012-13. In her first year as a Division I coach, Clark-Heard helped WKU to a 13-win improvement over the 2011-12 season output. It was the largest in Sun Belt Conference history as WKU turned a 9-21 mark into a 22-11 record. WKU's eight win improvement in conference play from five wins to 13 wins was tied for the largest in league history. The Lady Toppers also became the first team in Sun Belt Conference history to win 20 games in the season following a year in which the team won less than 10 games earlier this season.

Her first season at WKU also showcased her ability to develop players. The duo of Chastity Gooch and Alexis Govan averaged a combined 12.7 ppg in 2011-12 but posted 36.5 per outing in 2012-13. The duo combined for 1,203 points after posting 381 last season. The team also saw major improvement in nearly all statistical categories, including improving free throw shooting by over 11 percent to .739, the third highest mark in school history.

Prior to taking the reigns at WKU, Clark-Heard spent five years as an assistant coach to Jeff Walz at Louisville (2007-12). During her time with the program, the Cardinals made three Sweet 16 appearances and their first Final Four appearance, finishing as the National Runner-Up in 2009.

Showing her prowess as a recruiter, she was instrumental in bringing in the No. 12 recruiting class to UofL in 2008, then followed with three consecutive Top 10 classes in 2009, 2010 and 2011. The 2010 recruiting class was the highest ranked class in school history, No. 5 nationally.

Among the most notable players Clark-Heard coached at Louisville was overall number one pick in the 2009 WNBA Draft, Angel McCoughtry and overall number eight pick in the 2013 WNBA Draft, Shoni Shimmel. Overall, she coached five players at Louisville that went on to be drafted in the WNBA Draft.

Prior to her time at Louisville, Clark-Heard spent two seasons as the head coach at Kentucky State, taking the reigns of the program in June 2005. She took over a program that had won just one game during the 2004-05 season. In her first season, she led the Thorobrettes to a 5-23 record, four of the wins were against Southern Intercollegiate Athletic Conference opponents. Her team was picked to finish 11th in the SIAC but ended the season in ninth place. In her second season at KSU, she guided the Thorobrettes to an impressive 19-9 record, finishing tied for fourth place in the SIAC. Clark-Heard earned SIAC Coach-of-the-Year honors after the impressive turnaround. Her 2006-07 Thorobrettes were the second most improved team in NCAA Division II women's basketball during the 2006-07 season.

Before being named head coach at Kentucky State, Clark-Heard spent three seasons at Cincinnati as an assistant and four years at Nebraska in the same role. The Bearcats advanced to postseason play in two of her three seasons there while she helped Nebraska reach the NCAA Tournament twice during her time with the team. She was also responsible for helping sign McDonald's All-American Janice Bright for the Cornhuskers in 2001 while coaching alongside current Louisville coach Jeff Walz and under former WKU coach Paul Sanderford.

A four-year letter-winner on the Hill (1987-90), Clark-Heard was part of four NCAA Tournament teams during her Lady Topper career. She also helped guide the Lady Toppers to a pair of Sun Belt Conference Tournament championships (1988 and 1989) and two conference regular-season titles (1989 and 1990). She played in 118 games during her four years on the Hill, scoring 790 points and pulling down 615 rebounds. WKU amassed 89 victories during her four years in uniform, winning 70 percent of the games over that span and putting together three 20-win seasons.

Upon graduation from WKU, she spent eight years working within a recreational setting in Kentucky, including five years in Bowling Green and three with the Louisville Metro Parks Department.

While in Louisville, she served as head junior varsity coach and assistant varsity coach at DuPont Manual High School for the 1994-95 season. Additionally, she played professionally with the Kentucky Marauders of the Women's Basketball Association in 1994-95.

The Louisville native earned Kentucky High School State Player of the Year (1986) while playing at Atherton High School and was inducted into the Atherton Hall of Fame in 2003.

She married Luther Heard on August 16, 2003.

CLARK-HEARD'S YEARLY COACHING RECORD

SEASON	SCHOOL	CONFERENCE	OVERALL	HOME	AWAY	NEUTRAL	CONFERENCE	FINISH	CONFERENCE TOURNEY	POSTSEASON
2005-06	Kentucky State	SIAC	5-23	5-8	0-13	0-2	4-15	unk.	First Round (0-1)	--
2006-07	Kentucky State	SIAC	19-9	8-4	10-4	1-1	13-6	unk.	First Round (0-1)	--
Kentucky State Totals (2 Years)			24-32	13-12	10-17	1-3	17-21			
2012-13	Western Kentucky	Sun Belt	22-11	10-5	10-6	2-0	13-7	3rd	Semifinals (1-1)	WNIT Second Round (1-1)
2013-14	Western Kentucky	Sun Belt	24-9	11-3	8-5	5-1	13-5	2nd	CHAMPIONS (3-0)	NCAA First Round (0-1)
2014-15	Western Kentucky	Conference USA	30-5	14-1	12-3	4-1	16-2	1st	CHAMPIONS (3-0)	NCAA First Round (0-1)
2015-16	Western Kentucky	Conference USA	27-7	14-1	12-5	1-1	15-3	t-2nd	Quarterfinals (0-1)	WNIT Quarterfinals (3-1)
2016-17	Western Kentucky	Conference USA	27-7	14-1	9-3	4-3	16-2	1st	CHAMPIONS (3-0)	NCAA First Round (0-1)
2017-18	Western Kentucky	Conference USA	24-9	11-1	6-7	7-1	12-4	2nd	CHAMPIONS (3-0)	NCAA First Round (0-1)
Western Kentucky Totals (6 Years)			154-48	64-12	89-29	23-7	85-23			
2018-19	Cincinnati	American	24-11	17-2	6-8	1-1	12-4	3rd	Semifinals (1-1)	WNIT Quarterfinals (3-1)
2019-20	Cincinnati	American	22-10	14-3	6-4	2-3	11-5	t-2nd	Runners-Up (2-1)	Canceled (COVID-19)
2020-21	Cincinnati	American	8-15	1-10	6-5	1-0	6-12			
Cincinnati Totals (2 Years)			54-36	32-15	18-17	4-4	29-21			
TOTALS			232-116	119-40	84-63	28-14	130-65		16-6 (4 titles)	6-7 (4 NCAA apps.)

CLARK-HEARD: BY THE NUMBERS

Overall Head Coaching Record	230-116
Head Coaching Record Over Last Four Years	103-52
Tournament Titles as Head Coach	4
Overall Postseason Record as Head Coach	23-10
NCAA Tournament Appearances as an Assistant or Head Coach	11
Conference Coach of the Year Selections	2

CLARK-HEARD: WNBA DRAFT PICKS COACHED

Asia Taylor (Louisville, 2011-14)	Minnesota Lynx
Antonita Slaughter (Louisville, 2011-14)	Los Angeles Sparks
Shoni Schimmel (Louisville, 2011-14)	Atlanta Dream
Angel McCoughtry (Louisville, 2005-09)	Atlanta Dream
Candyce Bingham (Louisville, 2008-09)	San Antonio Silver Stars
K.B. Sharp (Cincinnati, 2000-03)	New York Liberty
Nicole Kubik (Nebraska, 1995-98)	Los Angeles Sparks

THE LAST TIME...

UC SCORED 100 OR MORE POINTS IN A GAME

vs. Charleston Southern, Nov. 25, 2003 (W, 105-60)

UC PLAYED AN OVERTIME GAME

Won vs. Northern Kentucky, Nov. 30, 2020 (W, 73-67)
Lost at USF, Feb. 17, 2021 (L, 65-69)

UC PLAYED A DOUBLE-OT OR LONGER GAME

Won vs. Houston, Jan. 7, 2015 (W, 76-73)
Lost vs. Xavier, Dec. 12, 2012 (L, 67-69)

UC WON A GAME BY 20+ POINTS

vs. ECU, March 2, 2020 (W, 76-53)

UC WON A GAME BY 30+ POINTS

vs. Memphis, Mar. 7, 2020 (W, 94-52)

UC WON A GAME BY 40+ POINTS

vs. Coppin State, Dec. 30, 2019 (W, 86-40)

A UC PLAYER SCORED 20+ POINTS IN A GAME

Ilmar'I Thomas (28) at Tulsa, Feb. 27, 2021 (W, 71-58)

TWO UC PLAYERS SCORED 20+ POINTS IN A GAME

Ilmar'I Thomas (28), Caitlyn Wilson (20)
at Tulsa, Feb. 27, 2021

THREE UC PLAYERS SCORED 20+ POINTS IN A GAME

Ana Owens (22), Bianca Quisenberry (22),
& Shanice Johnson (21), vs. Houston, Jan. 17, 2017

A UC PLAYER SCORED 30+ POINTS IN A GAME

Ilmar'I Thomas (30) vs. Memphis, Mar. 8, 2021

1 UC PLAYER RECORDED A DOUBLE-DOUBLE

Ilmar'I Thomas (30-12) vs. Memphis, Mar. 8, 2021

2 UC PLAYERS RECORDED A DOUBLE-DOUBLE

Angel Rizer (20-10) & Ilmar'I Thomas (16-13)
at Houston, Feb. 18, 2020

3 UC PLAYERS RECORDED A DOUBLE-DOUBLE

Jill Stephens (17-12), Tenishia Benson (19-10),
Kahla Roudebush (19-11), vs. C. Michigan, Dec. 17, 2007

A UC PLAYER HAD DOUBLE-DOUBLE IN CONSECUTIVE GAMES

Ilmar'I Thomas, at Wichita State, Jan. 2, 2021 (24p/17r)
& vs. vs. Tulsa, Jan. 6, 2021 (24p/12r)

A UC PLAYER RECORDED A TRIPLE-DOUBLE

Jane Anne Preston (13 points, 10 rebounds, 11 assists),
vs. Marquette, Jan. 25, 1992

A UC PLAYER HAD 10+ ASSISTS IN A GAME

Antoinette Miller (11), at Memphis, Feb. 13, 2019

A PLAYER HAD 20+ REBOUNDS IN A GAME

Jill Stephens (22), vs. McNeese State, Nov. 21, 2007

A UC PLAYER HAD 5+ STEALS IN A GAME

Sam Rodgers (5), at Houston, Feb. 18, 2020

A UC PLAYER HAD 5+ BLOCKS IN A GAME

Jeanise Randolph (6), at Louisville, Jan. 11, 2014

A UC PLAYER HAD 5+ 3-POINTERS MADE IN A GAME

Caitlyn Wilson (6), at Tulsa, Feb. 27, 2021

UC'S RECORD WHEN

2020-21

Overall	8-15
Home	1-10
Road	6-5
Neutral	1-0
American	6-12
American Home	0-9
American Road	6-3
Overtime games	1-0
Versus ranked opponents	0-0
Leading at the half	5-0
Trailing at the half	3-15
Tied at the half	0-0
Outshooting its opponent	8-4
Being outshot by its opponent	0-11
Outrebounding its opponent	6-5
Being outrebounded by opponent	2-8
Rebounds are equal	0-1
Games decided by 10 or fewer points	4-7
Games decided by 5 or fewer points	0-2
Score fewer than 50 points	0-2
Score 50-plus points	0-6
Score 60-plus points	2-6
Score 70-plus point	6-1
Score 80-plus points	0-0
Score 90-plus points	0-0
Opp. score less than 40 points	0-0
Opp. score less than 50 points	0-0
Opp. score less than 60 points	3-1
Opp. score less than 70 points	5-7
Opp. score less than 80 points	0-4
Opp. score 80-plus points	0-3
Opp. score 90-plus points	0-0
Commit fewer turnovers than opponent	3-4
Commit more turnovers than opponent	5-10
Turnovers are equal	0-1
On Monday	1-0
On Tuesday	1-1
On Wednesday	4-5
On Thursday	0-1
On Friday	0-0
On Saturday	2-6
On Sunday	0-2
In November	1-0
In December	0-5
In January	2-5
In February	3-5
In March	2-0
In White Uniforms	2-10
In Black Uniforms	5-4
In Red Uniforms	1-1
In Pink Uniforms	0-0
After a Win	3-3
After a Loss	4-12

2020-21 AMERICAN ATHLETIC CONFERENCE

2020-21 AMERICAN CONFERENCE STANDINGS (THRU 3/4)

TEAM	AAC	PCT.	OVERALL	PCT.
USF	12-2	.857	15-3	.833
UCF	12-2	.857	14-3	.824
Houston	12-5	.706	15-6	.714
Tulane	12-6	.667	16-7	.696
Temple	11-7	.611	11-10	.524
East Carolina	6-10	.375	8-13	.381
CINCINNATI	6-12	.333	8-15	.318
Tulsa	4-13	.235	5-13	.278
Wichita State	2-9	.182	5-11	.313
Memphis	2-11	.154	4-14	.222
SMU	0-2	.000	0-6	.000

2020-21 AAC COMPOSITE SCHEDULE

2021 AAC Women's Championship

Fort Worth, Texas // Dickies Arena

First Round - Monday, March 8

Game 1 - No. 9 Wichita State vs. No. 8 Tulsa - 2:30 p.m. ET

Game 2 - No. 10 Memphis vs. No. 7 Cincinnati - 5:30 p.m. ET

Quarterfinals - Tuesday, March 9

Game 3 - No. 5 Temple vs. No. 4 Tulane - Noon ET

Game 4 - Winner of Game 1 vs. No. 1 USF - 3 p.m. ET

Game 5 - Winner of Game 2 vs. No. 2 UCF - 7 p.m. ET

Game 6 - No. 6 East Carolina vs. No. 3 Houston - 10 p.m. ET

Semifinals - Wednesday, March 10

Game 7 - Winner of Game 3 vs. Winner of Game 4 - 5:30 p.m. ET

Game 8 - Winner of Game 5 vs. Winner of Game 6 - 8:30 p.m. ET

Final - Thursday, March 11

Game 9 - Winner of Game 7 vs. Winner of Game 8 - 10 p.m. ET

All games will air on ESPN+ except for Thursday's championship game (ESPN).

CINCINNATI IN THE AMERICAN 2020-21 TEAM-INDIVIDUAL STATISTICS (THRU 3/4)

TEAM	STAT	AAC	NCAA
CATEGORY			
Scoring Offense	61.9	5th	
Scoring Defense	67.0	8th	
Scoring Margin	-5.1	8th	
Free Throw Pct.	.714	1st	
Field Goal Pct.	.412	3rd	
FG Pct. Defense	.401	8th	
3-FG Pct.	.268	10th	
3-FG Pct. Defense	.312	10th	
Rebounding Offense	35.9	9th	
Rebounding Defense	36.1	4th	
Rebound Margin	-0.2	8th	
Blocked Shots	4.5	1st	
Assists	15.0	2nd	
Steals	7.3	8th	
Turnover Margin	-3.64	9th	
Assist/TO Ratio	0.8	5th	
Offensive Rebounds	11.3	10th	
Defensive Rebounds	24.6	9th	
3-FG Made	4.0	10th	

* NCAA rankings list if in Top 50 only

INDIVIDUAL

CATEGORY	STAT	AAC	NCAA
Scoring			
Ilmar'I Thomas	23.9	1st	7th
Caitlyn Wilson	9.3	30th	
Rebounding			
Ilmar'I Thomas	7.5	6th	
Arame Niang	6.2	11th	
Field Goal Percentage			
Ilmar'I Thomas	.545	1st	22nd
Assists			
Ilmar'I Thomas	3.5	7th	
Jillian Hayes	2.9	14th	
Free Throw Percentage			
Ilmar'I Thomas	.818	1st	
3-Point Field Goal Percentage			
Caitlyn Thomas	.333	6th	
3-Point Field Goals Made			
Caitlyn Thomas	2.5	1st	
Blocked Shots			
Arame Niang	1.3	5th	
Ilmar'I Thomas	1.1	9th	
Jillian Hayes	1.1	10th	
Assist/Turnover Ratio			
Ilmar'I Thomas	1.5	10th	
Offensive Rebounds			
Ilmar'I Thomas	2.6	6th	
Defensive Rebounds			
Ilmar'I Thomas	4.8	7th	
Arame Niang	4.5	9th	
Jillian Hayes	4.3	12th	
Minutes Played			
Ilmar'I Thomas	39.3	1st	2nd
Jillian Hayes	32.5	13th	

* NCAA rankings list if in Top 50 only

SPECIALTY STATISTICS

OPPONENT	RESULT	OFF TO	IN PAINT	2ND CHANCE	FAST BREAK	BENCH
Northern Kentucky at Cincinnati	W, 73-67 (OT)	16 22	34 42	11 8	11 8	21 3
No. 5 Louisville at Cincinnati	Canceled					
at Florida		25	38	4	21	21
Cincinnati	L, 58-81	6	24	12	8	10
Xavier at Cincinnati	Postponed					
Marquette at Cincinnati		21 16	48 46	2 10	22 16	12 14
at Central Michigan		10	18	9	0	4
Cincinnati	L, 62-79	11	30	15	2	14
at Houston						
Cincinnati	Postponed					
East Carolina at Cincinnati		30 17	22 32	10 13	12 8	9 17
USF		6	22	9	18	24
at Cincinnati	L, 61-73	18	42	3	16	4
at SMU						
Cincinnati	Canceled					
at Wichita State		12	28	16	10	6
at Cincinnati	W, 65-59	14	30	11	11	7
Tulsa		17	22	5	14	19
at Cincinnati	L, 57-62	14	30	10	14	8
Tulane		28	28	9	11	13
at Cincinnati	L, 49-68	11	22	16	6	3
at Temple		12	30	8	13	7
Cincinnati	W, 71-65	12	32	12	15	10
at UCF		15	26	16	3	13
Cincinnati	L, 41-57	6	14	6	5	8
Memphis		14	32	15	10	14
at Cincinnati	L, 52-61	18	24	20	9	5
Wichita State		9	24	15	7	4
at Cincinnati	L, 52-60	13	18	8	5	3
at USF						
Cincinnati	Postponed					
Temple		18	40	6	10	0
at Cincinnati	L, 53-69	6	20	11	5	5
at Tulane		21	36	11	12	17
Cincinnati	L, 69-61	19	22	12	10	3
at Memphis		16	36	13	7	19
at Cincinnati	W, 73-62	30	24	7	12	9
UCF		23	32	5	6	3
at Cincinnati	L, 51-70	14	26	2	10	12
at USF		15	30	15	16	5
Cincinnati	L, 65-69 [OT]	4	22	5	2	6
Houston		18	50	10	16	17
at Cincinnati	L, 66-75	23	34	17	9	21
at East Carolina		21	30	21	14	6
Cincinnati	W, 76-61	12	50	18	3	7
at Tulsa		8	24	15	8	3
Cincinnati	W, 71-58	12	32	11	16	6
SMU						
at Cincinnati	Canceled					
at Houston		21	32	10	11	33
Cincinnati	W, 65-57	18	28	0	14	8
vs. Memphis		11	38	21	9	20
Cincinnati	W, 78-67	21	30	16	12	4
vs. UCF						
Cincinnati						
TOTALS		OFF TO	IN PAINT	2ND CHANCE	FAST BREAK	BENCH
CINCINNATI		315	666	252	219	187
AVERAGE		13.7	29.0	11.0	9.5	8.1
OPPONENTS		373	714	247	258	295
AVERAGE		16.2	31.0	10.7	11.2	12.8

BEARCATS STARTING LINEUPS

OPPONENT	UC STARTERS
Northern Kentucky	Haymer, Schimmel, Moore, Thomas, Niang
Louisville	Canceled
at Florida	Haymer, Schimmel, Moore, Thomas, Niang
Xavier	Postponed
Marquette	Haymer, Schimmel, Moore, Thomas, Niang
at Central Michigan	Haymer, Moore, Jady Scott, Thomas, Niang
at Houston	Postponed
East Carolina	Schimmel, Hayes, Jady Scott, Thomas, Niang
USF	Haymer, Schimmel, Hayes, Thomas, Niang
at SMU	Canceled
at Wichita State	Haymer, Schimmel, Hayes, Thomas, Niang
Tulsa	Haymer, Hayes, Jady Scott, Thomas, Niang
Tulane	Gritzali, Hayes, Jady Scott, Thomas, Niang
at Temple	Gritzali, Haymer, Hayes, Jada Scott, Thomas
at UCF	Haymer, Hayes, Jada Scott, Thomas, Niang
Memphis	Gritzali, Hayes, Jady Scott, Thomas, Niang
Wichita State	Gritzali, Burton, Hayes, Thomas, Niang
at USF	Postponed
Temple	Hayes, Wilson, Jada Scott, Thomas, Niang
at Tulane	Hayes, Wilson, Jada Scott, Thomas, Niang
at Memphis	Hayes, Wilson, Jada Scott, Thomas, Niang
UCF	Hayes, Wilson, Jada Scott, Thomas, Niang
at USF	Hayes, Wilson, Jada Scott, Thomas, Niang
Houston	Schimmel, Wilson, Hayes, Jada Scott, Thomas
at East Carolina	Schimmel, Wilson, Hayes, Thomas, Niang
at Tulsa	Schimmel, Wilson, Hayes, Jada Scott, Thomas
SMU	Canceled
at Houston	Schimmel, Wilson, Hayes, Jada Scott, Thomas
vs. Memphis	Schimmel, Wilson, Hayes, Thomas, Niang
vs UCF	

RECORD BY STARTING LINEUPS

UC STARTERS	RECORD
Haymer, Schimmel, Moore, Thomas, Niang	1-2
Haymer, Moore, Jady Scott, Thomas, Niang	0-1
Schimmel, Hayes, Jady Scott, Thomas, Niang	0-1
Haymer, Schimmel, Hayes, Thomas, Niang	1-1
Haymer, Hayes, Jady Scott, Thomas, Niang	0-1
Gritzali, Hayes, Jady Scott, Thomas, Niang	0-2
Gritzali, Haymer, Hayes, Jada Scott, Thomas	1-0
Haymer, Hayes, Jada Scott, Thomas, Niang	0-1
Gritzali, Burton, Hayes, Thomas, Niang	0-1
Hayes, Wilson, Jada Scott, Thomas, Niang	1-4
Schimmel, Wilson, Hayes, Jada Scott, Thomas	0-1
Schimmel, Wilson, Hayes, Niang, Thomas	2-0
Schimmel, Wilson, Hayes, Jada Scott, Thomas	2-0

PLAYERS IN DOUBLE FIGURES

# OF PLAYERS	0	1	2	3	4	5	6	7
TIMES THIS SEASON	0	3	13	3	3	0	0	0

LEADS & DEFICITS

LARGEST LEAD OF SEASON -

18 pts (0:45, 4th Quarter at East Carolina [2/24/21])

LARGEST LEAD LOST IN DEFEAT -





6 pts (2x, last: 0:06, 1st Quarter vs. Memphis [1/20/21])

LARGEST DEFICIT OF SEASON -

25 pts (4th Quarter at Florida [12/5/20])

LARGEST DEFICIT OVERCOME IN VICTORY -

13 pts (6:07, 2nd Quarter vs. NKU [11/25/20])

**CAITLYN WILSON**G • 5-11 • So.
Cordova, Tenn.**DESTINY HAYMER**G • 5-8 • Jr.
Lexington, Miss.**JADA SCOTT**G • 6-1 • So.
Townsend, Ga.**RIANE BURTON**G • 6-1 • Fr.
Cypress, Texas**JANA ABDULLAH**F • 6-2 • R-Fr.
Alexandria, Egypt**JADYN SCOTT**F • 6-1 • So.
Townsend, Ga.**ADDAYA MOORE**G • 5-10 • R-Jr.
Granite City, Ill.**ARAME NIANG**F • 6-3 • R-Sr.
Rufisque, Senegal**JILLIAN HAYES**G • 6-1 • Fr.
Loveland, Ohio**MILAN SCHIMMEL**G • 5-8 • Jr.
Mission, Ore.**IIMAR'I THOMAS**F • 5-10 • Sr.
Oakland, Calif.**SOFIA GRITZALI**G • 5-6 • So.
Thessaloniki, Greece**NESMA KHALIFA**C • 6-4 • Jr.
Alexandria, Egypt**MICHELLE
CLARK-HEARD**
HEAD COACH
Third Season**MELISSA KOLBE**
ASSOCIATE HEAD COACH
Third Season**SURINA DIXON**
ASSISTANT COACH
Third Season**CARLOS KNOX**
ASSISTANT COACH
First Season

CINCINNATI PLAYER SEASON & CAREER HIGHS

#1 - CAITLYN WILSON

2020-21 Season		Career
23 vs. Temple, 2/3/21	Pts	23 vs. Temple, 2/3/21
20 at Tulane, 2/7/21	FG Atts	20 at Tulane, 2/7/21
8 vs. Temple, 2/3/21	FG Made	8 vs. Temple, 2/3/21
17 at Tulane, 2/7/21	3PT-FG Atts	17 at Tulane, 2/7/21
6, 3x (last at Tulsa, 2/27/21)	3PT-FG Made	6, 3x (last at Tulsa, 2/27/21)
6, 2x (last at USF, 2/17/21)	FT Atts	6, 2x (last at USF, 2/17/21)
6 at USF, 2/17/21	FT Made	6 at USF, 2/17/21
4 at ECU, 2/24/21	Rebs	4 at ECU, 2/24/21
3, 2x (last vs. Memphis, 3/8/21)	Assts	3, 2x (last vs. Memphis, 3/8/21)
4 vs. Memphis, 3/8/21	Stls	4 vs. Memphis, 3/8/21
1, 2x (last vs. ECU, 12/20/20)	Blks	1, 2x (last vs. ECU, 12/20/20)
38 at Tulane, 2/7/21	Mins	38 at Tulane, 2/7/21

#2 - DESTINY HAYMER

2020-21 Season		Career
13 vs. Marquette, 12/10/20	Pts	13 vs. Marquette, 12/10/20
14 at Temple, 1/13/21	FG Atts	14 at Temple, 1/13/21
6 vs. Marquette, 12/10/20	FG Made	6 vs. Marquette, 12/10/20
5 at UCF, 1/17/21	3PT-FG Atts	5 at UCF, 1/17/21
2, 2x (last at UCF, 1/17/21)	3PT-FG Made	2, 2x (last at UCF, 1/17/21)
4 at Temple, 1/13/21	FT Atts	4 at Temple, 1/13/21
2, 2x (last at UCF, 1/17/21)	FT Made	2, 2x (last at UCF, 1/17/21)
7 at Temple, 1/13/21	Rebs	7 at Temple, 1/13/21
8 at Temple, 1/13/21	Assts	8 at Temple, 1/13/21
3 vs. NKU, 11/25/20	Stls	3 vs. NKU, 11/25/20
1, 2x (last at Temple, 1/13/21)	Blks	1, 2x (last at Temple, 1/13/21)
36 vs. NKU, 11/25/20	Mins	36 vs. NKU, 11/25/20

#3 - JADA SCOTT

2020-21 Season		Career
8 vs. Tulsa, 1/6/21	Pts	8, 2x (last vs. Tulsa, 1/6/21)
7, 2x (last at ECU, 2/24/21)	FG Atts	7, 2x (last at ECU, 2/24/21)
3, 3x (last at ECU, 2/24/21)	FG Made	3, 4x (last at ECU, 2/24/21)
1, 3x (last vs. Memphis, 1/20/21)	3PT-FG Atts	1, 4x (last vs. Tulane, 1/9/21)
0	3PT-FG Made	1 vs. UConn, 2/26/20
3 vs. Tulsa, 1/6/21	FT Atts	3 vs. Tulsa, 1/6/21
2, 2x (last vs. UCF, 2/13/21)	FT Made	2, 2x (last vs. UCF, 2/13/21)
11 at ECU, 2/24/21	Rebs	11 at ECU, 2/24/21
4 at Memphis, 2/10/21	Assts	4 at Memphis, 2/10/21
2, 2x (last at Memphis, 2/10/21)	Stls	2, 3x (last at Memphis, 2/10/21)
1, 2x (last vs. Houston, 2/20/21)	Blks	1, 4x (last vs. Houston, 2/20/21)
38 at USF, 2/17/21	Mins	38 at USF, 2/17/21

#4 - RIANE BURTON

2020-21 Season		Career
4 vs. Wichita State, 1/27/21	Pts	4 vs. Wichita State, 1/27/21
5, 2x (last vs. Temple, 2/3/21)	FG Atts	5, 2x (last vs. Temple, 2/3/21)
1, 5x (last at Houston, 3/2/21)	FG Made	1, 5x (last at Houston, 3/2/21)
1, 4x (last at Houston, 3/2/21)	3PT-FG Atts	1, 4x (last at Houston, 3/2/21)
0	3PT-FG Made	0
2 vs. Wichita State, 1/27/21	FT Atts	2 vs. Wichita State, 1/27/21
2 vs. Wichita State, 1/27/21	FT Made	2 vs. Wichita State, 1/27/21
3, 2x (last vs. Wichita State, 1/27/21)	Rebs	3, 2x (last vs. Wichita State, 1/27/21)
2 at Tulane, 2/7/21	Assts	2 at Tulane, 2/7/21
0	Stls	0
1 vs. Wichita State, 1/27/21	Blks	1 vs. Wichita State, 1/27/21
22 vs. Wichita State, 1/27/21	Mins	22 vs. Wichita State, 1/27/21

#10 - JADYN SCOTT

2020-21 Season		Career
11, 2x (last vs. Houston, 2/20/21)	Pts	11, 2x (last vs. Houston, 2/20/21)
7, 3x (last vs. Houston, 2/20/21)	FG Atts	7, 3x (last vs. Houston, 2/20/21)
5 vs. ECU, 12/20/20	FG Made	5 vs. ECU, 12/20/20
0	3PT-FG Atts	0
0	3PT-FG Made	0
6 vs. Tulane, 1/9/21	FT Atts	6 vs. Tulane, 1/9/21
4 vs. Tulane, 1/9/21	FT Made	4 vs. Tulane, 1/9/21
7 vs. Tulane, 1/9/21	Rebs	7 vs. Tulane, 1/9/21
3, 3x (last vs. Memphis, 1/20/21)	Assts	3, 3x (last vs. Memphis, 1/20/21)
2, 4x (last vs. UCF, 2/13/21)	Stls	2, 5x (last vs. UCF, 2/13/21)
2, 3x (last at Houston, 3/2/21)	Blks	2, 4x (last at Houston, 3/2/21)
37 vs. ECU, 12/20/20	Mins	37 vs. ECU, 12/20/20

#14 - ADDAYA MOORE

2020-21 Season		Career
8 vs. NKU, 11/25/20	Pts	9 at Houston, 2/18/20
8 at Central Michigan, 12/12/20	FG Atts	10 vs. UCF, 1/12/20
3, 2x (last vs. Marquette, 12/10/20)	FG Made	4, 3x (last at Houston, 2/18/20)
1, 2x (last vs. Marquette, 12/10/20)	3PT-FG Atts	3 vs. Iowa, 11/27/19
0	3PT-FG Made	1 at Tulane, 1/18/20
3, 2x (last at Central Michigan, 12/12/20)	FT Atts	3, 2x (last at Central Michigan, 12/12/20)
2 vs. NKU, 11/25/20	FT Made	4, 2x (last at USF, 3/3/20)
6, 2x (last at Florida, 12/5/20)	Rebs	9 vs. Miami (Ohio), 12/8/19
4 at Florida, 12/5/20	Assts	4, 5x (last 4 at Florida, 12/5/20)
4, 2x (last vs. Marquette, 12/10/20)	Stls	4, 3x (last vs. Marquette, 12/10/20)
1, 3x (last vs. Marquette, 12/10/20)	Blks	3 vs. Tulsa, 2/12/20
38 vs. NKU, 11/25/20	Mins	38 vs. NKU, 11/25/20

#15 - ARAME NIANG

2020-21 Season		Career
14 vs. Memphis, 3/8/21	Pts	15, 2x (last vs. Rice, 3/15/19)#
13 vs. Memphis, 3/8/21	FG Atts	13 vs. Memphis, 3/8/21
6, 2x (last vs. Memphis, 3/8/21)	FG Made	6, 3x (last vs. Memphis, 3/8/21)
7 at Florida, 12/5/20	3PT-FG Atts	7, 2x (last at Florida, 12/5/20)
2, 2x (last at Central Michigan, 12/12/20)	3PT-FG Made	3 vs. Rice, 3/15/19#
6 at ECU, 2/24/21	FT Atts	6, 2x (last at ECU, 2/24/21)
5 vs. NKU, 11/25/20	FT Made	5 vs. NKU, 11/25/20
16 vs. Temple, 2/3/21	Rebs	16 vs. Temple, 2/3/21
6 vs. Memphis, 3/8/21	Assts	6 vs. Memphis, 3/8/21
4 at Memphis, 2/10/21	Stls	4 at Memphis, 2/10/21
6 vs. Memphis, 3/8/21	Blks	6 vs. Memphis, 3/8/21
37 vs. Temple, 2/3/21	Mins	37 vs. Temple, 2/3/21

#- Statistics from 2018-19 season at Western Kentucky

#20 - JILLIAN HAYES

2020-21 Season		Career
20 at Temple, 1/13/21	Pts	20 at Temple, 1/13/21
17 vs. Temple, 2/3/21	FG Atts	17 vs. Temple, 2/3/21
9 at Temple, 1/13/21	FG Made	9 at Temple, 1/13/21
6 vs. Tulane, 1/9/21	3PT-FG Atts	6 vs. Tulane, 1/9/21
2, 2x (last vs. Wichita State, 1/27/21)	3PT-FG Made	2, 2x (last vs. Wichita State, 1/27/21)
8, 3x (last at Houston, 3/2/21)	FT Atts	8, 3x (last at Houston, 3/2/21)
6 at Houston, 3/2/21	FT Made	6 at Houston, 3/2/21
9, 2x (last vs. UCF, 2/13/21)	Rebs	9, 2x (last vs. UCF, 2/13/21)
8, 2x (last at Tulsa, 2/27/21)	Assts	8, 2x (last at Tulsa, 2/27/21)
3, 5x (last vs. Memphis, 3/8/21)	Stls	3, 5x (last vs. Memphis, 3/8/21)
3, 3x (last at Houston, 3/2/21)	Blks	3, 3x (last at Houston, 3/2/21)
40, 2x (last vs. UCF, 2/13/21)	Mins	40, 2x (last vs. UCF, 2/13/21)

#21 - MILAN SCHIMMEL

2020-21 Season		Career
15 vs. Memphis, 3/8/21	Pts	15 vs. Memphis, 3/8/21
9 vs. Marquette, 12/10/20	FG Atts	9 vs. Marquette, 12/10/20
4 vs. Memphis, 3/8/21	FG Made	4 vs. Memphis, 3/8/21
5 vs. NKU, 11/25/20	3PT-FG Atts	5 vs. NKU, 11/25/20
3 vs. Memphis, 3/8/21	3PT-FG Made	3 vs. Memphis, 3/8/21
6 at Wichita State, 1/2/21	FT Atts	6 at Wichita State, 1/2/21
6 at Wichita State, 1/2/21	FT Made	6 at Wichita State, 1/2/21
11 at Houston, 3/2/21	Rebs	11 at Houston, 3/2/21
7, 2x (last vs. Memphis, 3/8/21)	Assts	7, 2x (last vs. Memphis, 3/8/21)
2, 3x (last at Houston, 3/2/21)	Stls	2, 3x (last at Houston, 3/2/21)
3 vs. ECU, 12/20/20	Blks	3 vs. ECU, 12/20/20
38 vs. Memphis, 3/8/21	Mins	38 vs. Memphis, 3/8/21

#23 - IIMAR'I THOMAS

2020-21 Season		Career
51 at ECU, 2/24/21	Pts	51 at ECU, 2/24/21
27 at ECU, 2/24/21	FG Atts	27 at ECU, 2/24/21
20 at ECU, 2/24/21	FG Made	20 at ECU, 2/24/21
5 vs. Houston, 2/20/21	3PT-FG Atts	5 vs. Houston, 2/20/21
2, 3x (last at USF, 2/17/21)	3PT-FG Made	2, 3x (last at USF, 2/17/21)
16 vs. Marquette, 12/10/20	FT Atts	16 vs. Marquette, 12/10/20
14 vs. Marquette, 12/10/20	FT Made	14 vs. Marquette, 12/10/20
17 at Wichita State, 1/2/21	Rebs	18 vs. Xavier, 12/16/18
7, 2x (last at USF, 2/17/21)	Assts	7, 2x (last at Houston, 3/2/21)
4 vs. USF, 12/22/20	Stls	4 vs. USF, 12/22/20
3, 4x (last at Houston, 3/2/21)	Blks	3, 7x (last at Houston, 3/2/21)
45 at USF, 2/17/21	Mins	45 at USF, 2/17/21

#33 - SOFIA GRITZALI

2020-21 Season		Career
8 vs. Memphis, 1/20/21	Pts	8 vs. Memphis, 1/20/21
6 vs. Memphis, 1/20/21	FG Atts	6 vs. Memphis, 1/20/21
3 vs. Memphis, 1/20/21	FG Made	3 vs. Memphis, 1/20/21
3 at Tulane, 2/7/21	3PT-FG Atts	3 at Tulane, 2/7/21
1, 3x (last at Memphis, 2/10/21)	3PT-FG Made	1, 4x (last at Memphis, 2/10/21)
5 vs. ECU, 12/20/20	FT Atts	5 vs. ECU, 12/20/20
5 vs. ECU, 12/20/20	FT Made	5 vs. ECU, 12/20/20
5 at Temple, 1/13/21	Rebs	5, 2x (last at Temple, 1/13/21)
5 vs. Houston, 2/20/21	Assts	5 vs. Houston, 2/20/21
3 vs. Tulane, 1/9/21	Stls	3 vs. Tulane, 1/9/21
0	Blks	0
30, 3x (last vs. Wichita State, 1/27/21)	Mins	30, 3x (last vs. Wichita State, 1/27/21)

#50 - NESMA KHALIFA

2019-20 Season		Career
2 vs. ECU, 12/20/20	Pts	6 vs. Miami (Ohio), 12/8/19
3 vs. ECU, 12/20/20	FG Atts	6 vs. Coppin State, 12/30/19
1 vs. ECU, 12/20/20	FG Made	3 vs. Miami (Ohio), 12/8/19
1, 5x (last vs. USF, 12/22/20)	3PT-FG Atts	2, 2x (last vs. UConn, 3/9/20)
0	3PT-FG Made	1, 2x (last vs. Memphis, 3/7/20)
0	FT Atts	2 vs. East Carolina, 3/2/20
0	FT Made	1 vs. East Carolina, 3/2/20
1, 3x (last vs. ECU, 12/20/20)	Rebs	6 vs. Bucknell, 11/28/19
0	Assts	2 at Xavier, 12/14/19
0	Stls	1, 2x (last vs. UCF, 1/12/20)
1 at Florida, 12/5/20	Blks	2, 3x (last vs. Memphis, 3/7/20)
8 vs. USF, 12/22/20	Mins	13, 3x (last vs. Memphis, 3/7/20)



2020-21 Cincinnati Women's Basketball Combined Team Statistics All games

Page 1/1
as of Mar 09, 2021

Game Records

Record	Overall	Home	Away	Neutral
ALL GAMES	8-15	1-10	6-5	1-0
CONFERENCE	6-12	0-9	6-3	0-0
NON-CONFERENCE	2-3	1-1	0-2	1-0

Score by Periods

Team	1st	2nd	3rd	4th	OT	TOT
Cincinnati	331	336	368	379	26	1440
Opponents	410	346	381	380	24	1541

Team Box Score

No.	Player				Total		3-Point		F-Throw		Rebounds											
		GP-GS	MIN	AVG	FG-FGA	FG%	3FG-FGA	3FG%	FT-FTA	FT%	OFF	DEF	TOT	AVG	PF	DQ	A	TO	BLK	STL	PTS	AVG
23	THOMAS, Ilmar'I	23-23	906:14	39.4	205-375	.547	10-44	.227	136-164	.829	63	113	176	7.7	43	0	80	56	27	25	556	24.2
1	WILSON, Caitlyn	19-10	427:52	22.5	57-163	.350	48-146	.329	17-23	.739	2	23	25	1.3	36	0	15	31	2	16	179	9.4
2	HAYMER, Destiny	9-9	241:45	26.9	30-72	.417	7-23	.304	4-8	.500	2	23	25	2.8	33	2	26	27	1	11	71	7.9
20	HAYES, Jillian	23-19	742:54	32.3	60-198	.303	4-43	.093	50-86	.581	18	100	118	5.1	68	3	64	74	25	34	174	7.6
15	NIANG, Arame	23-20	568:53	24.7	67-158	.424	10-33	.303	16-28	.571	38	105	143	6.2	73	3	39	53	34	24	160	7.0
21	SCHIMMEL, Milan	13-11	407:09	31.3	24-71	.338	12-26	.462	16-19	.842	14	45	59	4.5	31	1	44	42	1	13	76	5.8
14	MOORE, Addaya	4-4	119:03	29.8	10-29	.345	0-2	.000	3-10	.300	7	10	17	4.3	9	0	9	14	3	10	23	5.8
10	SCOTT, Jadyne	22-5	419:54	19.1	33-72	.458	0-0	.000	19-27	.704	29	32	61	2.8	40	0	22	31	12	15	85	3.9
3	SCOTT, Jada	20-9	399:02	20.0	25-73	.342	0-3	.000	5-7	.714	21	34	55	2.8	51	2	19	38	2	9	55	2.8
33	GRITZALI, Sofia	23-4	288:41	12.6	14-41	.341	3-16	.188	15-23	.652	9	32	41	1.8	30	0	26	19	0	16	46	2.0
4	BURTON, Riane	11-1	102:55	9.4	5-23	.217	0-4	.000	3-3	1.000	4	7	11	1.0	4	0	5	9	1	0	13	1.2
50	KHALIFA, Nesma	5-0	23:11	4.6	1-8	.125	0-5	.000	0-0	.000	1	2	3	0.6	4	0	0	2	1	0	2	0.4
5	ABDULLAH, Jana	1-0	02:28	2.5	0-1	.000	0-1	.000	0-0	.000	0	0	0	0.0	0	0	0	0	0	0	0	0.0
Team											51	42	93				19					
Total		23	4650		531-1284	.414	94-346	.272	284-398	.714	259	568	827	36.0	422	11	349	415	109	173	1440	62.6
Opponents		23	4650		555-1383	.401	125-409	.306	306-447	.685	304	535	839	36.5	340	2	331	339	82	214	1541	67.0

Team Statistics

	UC	OPP
Scoring	1440	1541
Points per game	62.6	67.0
Scoring margin	-4.4	-
Field goals-att	531-1284	555-1383
Field goal pct	.414	.401
3 point fg-att	94-346	125-409
3-point FG pct	.272	.306
3-pt FG made per game	4.1	5.4
Free throws-att	284-398	306-447
Free throw pct	.714	.685
F-Throws made per game	12.3	13.3
Rebounds	827	839
Rebounds per game	36.0	36.5
Rebounding margin	-0.5	-
Assists	349	331
Assists per game	15.2	14.4
Turnovers	415	339
Turnovers per game	18.0	14.7
Turnover margin	-3.3	-
Assist/turnover ratio	0.8	1.0
Steals	173	214
Steals per game	7.5	9.3
Blocks	109	82
Blocks per game	4.7	3.6
Winning streak	4	-
Home win streak	0	-
Attendance	2687	3147
Home games-Avg/Game	11-244	11-286
Neutral site-Avg/Game	-	1-134

Team Results

Date	Opponent		Score	Att.
11/25/2020	Northern Ky.	Wot	73-67	87
12/05/2020	at Florida	L	58-81	928
12/10/2020	Marquette	L	75-86	200
12/12/2020	at Central Mich.	L	62-79	0
12/20/2020	East Carolina	L	67-74	300
12/22/2020	South Fla.	L	61-73	300
01/02/2021	at Wichita St.	W	65-59	587
01/06/2021	Tulsa	L	57-62	300
01/09/2021	Tulane	L	49-68	0
01/13/2021	at Temple	W	71-65	0
01/17/2021	at UCF	L	41-57	929
01/20/2021	Memphis	L	52-61	300
01/27/2021	Wichita St.	L	52-60	300
02/03/2021	Temple	L	53-69	300
02/07/2021	at Tulane	L	59-61	0
02/10/2021	at Memphis	W	73-62	204
02/13/2021	UCF	L	51-70	300
02/17/2021	at South Fla.	Lot	65-69	377
02/20/2021	Houston	L	66-75	300
02/24/2021	at East Carolina	W	76-61	22
02/27/2021	at Tulsa	W	71-58	100
03/02/2021	at Houston	W	65-57	0
03/08/2021	vs Memphis	W	78-67	134



2020-21 Cincinnati Women's Basketball Combined Team Statistics In Conference games

Page 1/1
as of Mar 06, 2021

Game Records

Record	Overall	Home	Away	Neutral
ALL GAMES	6-12	0-9	6-3	0-0
CONFERENCE	6-12	0-9	6-3	0-0
NON-CONFERENCE	0-0	0-0	0-0	0-0

Score by Periods

Team	1st	2nd	3rd	4th	OT	TOT
Cincinnati	261	254	278	292	9	1094
Opponents	311	260	293	284	13	1161

Team Box Score

No.	Player				Total		3-Point		F-Throw		Rebounds												
		GP-GS	MIN	AVG	FG-FGA	FG%	3FG-FGA	3FG%	FT-FTA	FT%	OFF	DEF	TOT	AVG	PF	DQ	A	TO	BLK	STL	PTS	AVG	
23	THOMAS, Ilmar'I	18-18	710:20	39.5	151-291	.519	9-38	.237	101-125	.808	46	90	136	7.6	38	0	66	43	23	21	412	22.9	
1	WILSON, Caitlyn	16-9	370:05	23.1	52-140	.371	43-124	.347	15-20	.750	2	20	22	1.4	31	0	12	29	1	12	162	10.1	
20	HAYES, Jillian	18-18	624:07	34.7	51-171	.298	4-39	.103	45-75	.600	11	81	92	5.1	50	2	62	66	18	27	151	8.4	
2	HAYMER, Destiny	5-5	133:56	26.8	17-43	.395	3-12	.250	4-6	.667	2	16	18	3.6	16	1	18	14	0	5	41	8.2	
15	NIANG, Arame	18-15	438:07	24.3	48-110	.436	4-13	.308	10-17	.588	32	82	114	6.3	57	2	24	43	25	16	110	6.1	
21	SCHIMMEL, Milan	8-7	259:13	32.4	13-38	.342	6-10	.600	9-11	.818	9	31	40	5.0	21	1	32	29	1	10	41	5.1	
10	SCOTT, Jadyn	17-4	331:10	19.5	25-57	.439	0-0	.000	14-19	.737	23	25	48	2.8	26	0	20	23	8	13	64	3.8	
3	SCOTT, Jada	18-9	381:43	21.2	24-70	.343	0-3	.000	5-7	.714	19	31	50	2.8	49	2	18	37	2	9	53	2.9	
33	GRITZALI, Sofia	18-4	261:48	14.5	14-36	.389	3-14	.214	14-19	.737	8	29	37	2.1	27	0	24	18	0	14	45	2.5	
4	BURTON, Riane	10-1	98:59	9.9	5-23	.217	0-4	.000	3-3	1.000	4	7	11	1.1	4	0	5	9	1	0	13	1.3	
50	KHALIFA, Nesma	2-0	13:05	6.5	1-4	.250	0-2	.000	0-0	.000	1	0	1	0.5	4	0	0	2	0	0	2	1.0	
5	ABDULLAH, Jana	1-0	02:28	2.5	0-1	.000	0-1	.000	0-0	.000	0	0	0	0.0	0	0	0	0	0	0	0	0.0	
Team											42	34	76					17					
Total		18	3625		401-984	.408	72-260	.277	220-302	.728	199	446	645	35.8	323	8	281	330	79	127	1094	60.8	
Opponents		18	3625		418-1069	.391	96-318	.302	229-339	.676	237	413	650	36.1	266	1	259	261	71	175	1161	64.5	

Team Statistics

	UC	OPP
Scoring	1094	1161
Points per game	60.8	64.5
Scoring margin	-3.7	-
Field goals-att	401-984	418-1069
Field goal pct	.408	.391
3 point fg-att	72-260	96-318
3-point FG pct	.277	.302
3-pt FG made per game	4.0	5.3
Free throws-att	220-302	229-339
Free throw pct	.728	.676
F-Throws made per game	12.2	12.7
Rebounds	645	650
Rebounds per game	35.8	36.1
Rebounding margin	-0.3	-
Assists	281	259
Assists per game	15.6	14.4
Turnovers	330	261
Turnovers per game	18.3	14.5
Turnover margin	-3.8	-
Assist/turnover ratio	0.9	1.0
Steals	127	175
Steals per game	7.1	9.7
Blocks	79	71
Blocks per game	4.4	3.9
Winning streak	3	-
Home win streak	0	-
Attendance	2400	2219
Home games-Avg/Game	9-267	9-247
Neutral site-Avg/Game	-	0-0

Team Results

Date	Opponent		Score	Att.
12/20/2020	East Carolina	L	67-74	300
12/22/2020	South Fla.	L	61-73	300
01/02/2021	at Wichita St.	W	65-59	587
01/06/2021	Tulsa	L	57-62	300
01/09/2021	Tulane	L	49-68	0
01/13/2021	at Temple	W	71-65	0
01/17/2021	at UCF	L	41-57	929
01/20/2021	Memphis	L	52-61	300
01/27/2021	Wichita St.	L	52-60	300
02/03/2021	Temple	L	53-69	300
02/07/2021	at Tulane	L	59-61	0
02/10/2021	at Memphis	W	73-62	204
02/13/2021	UCF	L	51-70	300
02/17/2021	at South Fla.	Lot	65-69	377
02/20/2021	Houston	L	66-75	300
02/24/2021	at East Carolina	W	76-61	22
02/27/2021	at Tulsa	W	71-58	100
03/02/2021	at Houston	W	65-57	0



**2020-21 Cincinnati Women's Basketball
Team Game-by-Game
All games**

Page 1/1
as of Mar 09, 2021

Opponent	Date	Score		Total		3-Pointers		Free throws		Rebounds										
				FG-FGA	PCT	3FG-FGA	PCT	FT-FTA	PCT	OFF	DEF	TOT	AVG	PF	A	TO	BLK	STL	PTS	AVG
Northern Ky.	11/25/2020	73-67	Wot	26-57	.456	4-18	.222	17-24	.708	8	24	32	32.0	23	18	18	6	11	73	73.0
at Florida	12/05/2020	58-81	L	24-58	.414	3-13	.231	7-13	.538	14	31	45	38.5	22	9	24	7	3	58	65.5
Marquette	12/10/2020	75-86	L	28-60	.467	2-11	.182	17-26	.654	15	18	33	36.7	23	10	18	3	16	75	68.7
at Central Mich.	12/12/2020	62-79	L	25-65	.385	6-23	.261	6-9	.667	12	23	35	36.3	21	11	12	5	4	62	67.0
East Carolina	12/20/2020	67-74	L	22-49	.449	3-11	.273	20-25	.800	10	22	32	35.4	28	18	24	5	8	67	67.0
South Fla.	12/22/2020	61-73	L	24-53	.453	1-9	.111	12-20	.600	7	16	23	33.3	26	10	14	4	10	61	66.0
at Wichita St.	01/02/2021	65-59	W	24-57	.421	3-11	.273	14-19	.737	14	28	42	34.6	16	16	16	7	4	65	65.9
Tulsa	01/06/2021	57-62	L	20-54	.370	1-4	.250	16-23	.696	11	31	42	35.5	21	12	19	5	6	57	64.8
Tulane	01/09/2021	49-68	L	17-52	.327	3-22	.136	12-16	.750	13	20	33	35.2	18	6	24	0	6	49	63.0
at Temple	01/13/2021	71-65	W	29-66	.439	1-11	.091	12-15	.800	12	32	44	36.1	9	20	16	4	8	71	63.8
at UCF	01/17/2021	41-57	L	14-49	.286	4-17	.235	9-11	.818	9	25	34	35.9	16	10	18	1	3	41	61.7
Memphis	01/20/2021	52-61	L	20-59	.339	3-12	.250	9-12	.750	14	17	31	35.5	12	17	15	4	11	52	60.9
Wichita St.	01/27/2021	52-60	L	18-57	.316	3-15	.200	13-21	.619	13	21	34	35.4	17	13	8	5	9	52	60.2
Temple	02/03/2021	53-69	L	21-62	.339	5-17	.294	6-11	.545	11	32	43	35.9	19	13	21	6	5	53	59.7
at Tulane	02/07/2021	59-61	L	23-57	.404	8-27	.296	5-7	.714	14	21	35	35.9	19	13	18	2	8	59	59.7
at Memphis	02/10/2021	73-62	W	26-53	.491	9-21	.429	12-18	.667	7	18	25	35.2	18	20	15	6	11	73	60.5
UCF	02/13/2021	51-70	L	19-44	.432	2-15	.133	11-14	.786	4	18	22	34.4	19	18	21	3	7	51	59.9
at South Fla.	02/17/2021	65-69	Lot	23-52	.442	5-16	.313	14-17	.824	6	26	32	34.3	26	15	16	2	3	65	60.2
Houston	02/20/2021	66-75	L	25-66	.379	5-17	.294	11-14	.786	16	24	40	34.6	14	19	19	6	9	66	60.5
at East Carolina	02/24/2021	76-61	W	29-54	.537	3-10	.300	15-23	.652	21	33	54	35.6	11	23	27	5	6	76	61.3
at Tulsa	02/27/2021	71-58	W	25-54	.463	7-15	.467	14-18	.778	11	31	42	35.9	15	18	15	4	6	71	61.8
at Houston	03/02/2021	65-57	W	22-46	.478	6-10	.600	15-18	.833	6	31	37	35.9	19	20	24	10	7	65	61.9
vs Memphis	03/08/2021	78-67	W	27-60	.450	7-21	.333	17-24	.708	11	26	37	36.0	10	20	13	9	12	78	62.6
Total		1440		531-1284	.414	94-346	.272	284-398	.714	259	568	827	36.0	422	349	415	109	173	1440	62.6
Opponents		1541		555-1383	.401	125-409	.306	306-447	.685	304	535	839	36.5	340	331	339	82	214	1541	67.0

Cincinnati Averages

Games Played	Points/game	FG Pct	3FG Pct	FT Pct	Rebounds/game	Assists/game	Turnovers/game	Assist/Turnover ratio	Steals/game	Blocks/game
23	62.6	41.4	27.2	71.4	36.0	15.2	18.0	0.8	7.5	4.7



**2020-21 Cincinnati Women's Basketball
Opponents Game-by-Game
All games**

Page 1/1
as of Mar 09, 2021

				Total		3-Pointers		Free throws		Rebounds											
Opponent	Date	Score		FG-FGA	PCT	3FG-FGA	PCT	FT-FTA	PCT	OFF	DEF	TOT	AVG	PF	A	TO	BLK	STL	PTS	AVG	
Northern Ky.	11/25/2020	73-67	Wot	25-59	.424	3-14	.214	14-23	.609	12	23	35	35.0	17	10	20	3	1	67	67.0	
at Florida	12/05/2020	58-81	L	29-67	.433	7-20	.350	16-21	.762	10	23	33	34.0	14	9	10	1	15	81	74.0	
Marquette	12/10/2020	75-86	L	30-61	.492	4-12	.333	22-29	.759	16	21	37	35.0	16	20	18	1	9	86	78.0	
at Central Mich.	12/12/2020	62-79	L	24-56	.429	13-30	.433	18-22	.818	9	30	39	36.0	10	14	13	2	7	79	78.3	
East Carolina	12/20/2020	67-74	L	21-56	.375	5-12	.417	27-33	.818	12	20	32	35.2	20	11	12	4	11	74	77.4	
South Fla.	12/22/2020	61-73	L	23-49	.469	8-21	.381	19-31	.613	13	27	40	36.0	16	16	16	4	4	73	76.7	
at Wichita St.	01/02/2021	65-59	W	23-63	.365	7-22	.318	6-12	.500	14	21	35	35.9	16	15	13	3	10	59	74.1	
Tulsa	01/06/2021	57-62	L	22-60	.367	7-20	.350	11-12	.917	8	27	35	35.8	18	14	13	2	13	62	72.6	
Tulane	01/09/2021	49-68	L	22-48	.458	5-15	.333	19-24	.792	8	20	28	34.9	13	16	15	2	9	68	72.1	
at Temple	01/13/2021	71-65	W	24-62	.387	7-20	.350	10-13	.769	7	25	32	34.6	14	21	15	1	12	65	71.4	
at UCF	01/17/2021	41-57	L	24-64	.375	2-12	.167	7-13	.538	17	27	44	35.5	16	13	11	1	11	57	70.1	
Memphis	01/20/2021	52-61	L	23-53	.434	5-12	.417	10-12	.833	15	24	39	35.8	12	13	22	4	4	61	69.3	
Wichita St.	01/27/2021	52-60	L	22-53	.415	7-19	.368	9-14	.643	13	28	41	36.2	16	11	17	4	4	60	68.6	
Temple	02/03/2021	53-69	L	24-60	.400	2-4	.500	19-28	.679	7	31	38	36.3	12	17	11	6	10	69	68.6	
at Tulane	02/07/2021	59-61	L	21-55	.382	3-15	.200	16-25	.640	16	20	36	36.3	12	11	16	4	11	61	68.1	
at Memphis	02/10/2021	73-62	W	24-55	.436	3-13	.231	11-18	.611	12	23	35	36.2	14	17	20	6	8	62	67.8	
UCF	02/13/2021	51-70	L	25-50	.500	6-17	.353	14-22	.636	11	22	33	36.0	13	18	17	2	12	70	67.9	
at South Fla.	02/17/2021	65-69	Lot	22-63	.349	5-28	.179	20-29	.690	18	25	43	36.4	14	16	10	6	8	69	67.9	
Houston	02/20/2021	66-75	L	30-64	.469	5-18	.278	10-15	.667	11	25	36	36.4	16	13	16	9	11	75	68.3	
at East Carolina	02/24/2021	76-61	W	25-75	.333	6-23	.261	5-11	.455	18	8	26	35.9	16	15	12	3	16	61	68.0	
at Tulsa	02/27/2021	71-58	W	21-68	.309	8-24	.333	8-15	.533	20	21	41	36.1	13	12	12	3	8	58	67.5	
at Houston	03/02/2021	65-57	W	22-71	.310	5-23	.217	8-12	.667	17	19	36	36.1	15	10	13	7	13	57	67.0	
vs Memphis	03/08/2021	78-67	W	29-71	.408	2-15	.133	7-13	.538	20	25	45	36.5	17	19	17	4	7	67	67.0	
Total		1541		555-1383	.401	125-409	.306	306-447	.685	304	535	839	36.5	340	331	339	82	214	1541	67.0	
Cincinnati		1440		531-1284	.414	94-346	.272	284-398	.714	259	568	827	36.0	422	349	415	109	173	1440	62.6	

Opponents Averages

Games Played	Points/game	FG Pct	3FG Pct	FT Pct	Rebounds/game	Assists/game	Turnovers/game	Assist/Turnover ratio	Steals/game	Blocks/game
23	67.0	40.1	30.6	68.5	36.5	14.4	14.7	1.0	9.3	3.6



2020-21 Cincinnati Women's Basketball
Season Schedule/Results & Leaders
All games

Page 1/1
as of Mar 09, 2021

Game Records

Record	Overall	Home	Away	Neutral
ALL GAMES	8-15	1-10	6-5	1-0
CONFERENCE	6-12	0-9	6-3	0-0
NON-CONFERENCE	2-3	1-1	0-2	1-0

Team Results

Date	Opponent		Score	Att.	High Points	High Rebounds
11/25/2020	Northern Ky.	Wot	73-67	87	(34) THOMAS, Ilmar'I	(7) THOMAS, Ilmar'I
12/05/2020	at Florida	L	58-81	928	(23) THOMAS, Ilmar'I	(13) NIANG, Arame
12/10/2020	Marquette	L	75-86	200	(32) THOMAS, Ilmar'I	(8) THOMAS, Ilmar'I
12/12/2020	at Central Mich.	L	62-79	0	(25) THOMAS, Ilmar'I	(8) THOMAS, Ilmar'I
12/20/2020	East Carolina	L	67-74	300	(23) THOMAS, Ilmar'I	(6) THOMAS, Ilmar'I
12/22/2020	South Fla.	L	61-73	300	(32) THOMAS, Ilmar'I	(6) THOMAS, Ilmar'I
						(6) HAYES, Jillian
01/02/2021	at Wichita St.	W	65-59	587	(24) THOMAS, Ilmar'I	(17) THOMAS, Ilmar'I
01/06/2021	Tulsa	L	57-62	300	(24) THOMAS, Ilmar'I	(12) THOMAS, Ilmar'I
01/09/2021	Tulane	L	49-68	0	(16) HAYES, Jillian	(8) HAYES, Jillian
01/13/2021	at Temple	W	71-65	0	(24) THOMAS, Ilmar'I	(12) THOMAS, Ilmar'I
01/17/2021	at UCF	L	41-57	929	(13) THOMAS, Ilmar'I	(8) THOMAS, Ilmar'I
01/20/2021	Memphis	L	52-61	300	(24) THOMAS, Ilmar'I	(9) THOMAS, Ilmar'I
01/27/2021	Wichita St.	L	52-60	300	(17) HAYES, Jillian	(9) NIANG, Arame
02/03/2021	Temple	L	53-69	300	(23) WILSON, Caitlyn	(16) NIANG, Arame
02/07/2021	at Tulane	L	59-61	0	(25) THOMAS, Ilmar'I	(6) THOMAS, Ilmar'I
02/10/2021	at Memphis	W	73-62	204	(23) THOMAS, Ilmar'I	(7) NIANG, Arame
02/13/2021	UCF	L	51-70	300	(22) THOMAS, Ilmar'I	(5) NIANG, Arame
02/17/2021	at South Fla.	Lot	65-69	377	(23) THOMAS, Ilmar'I	(6) THOMAS, Ilmar'I
02/20/2021	Houston	L	66-75	300	(16) THOMAS, Ilmar'I	(8) NIANG, Arame
02/24/2021	at East Carolina	W	76-61	22	(51) THOMAS, Ilmar'I	(12) THOMAS, Ilmar'I
02/27/2021	at Tulsa	W	71-58	100	(28) THOMAS, Ilmar'I	(9) THOMAS, Ilmar'I
03/02/2021	at Houston	W	65-57	0	(30) THOMAS, Ilmar'I	(11) SCHIMMEL, Milan
03/08/2021	vs Memphis	W	78-67	134	(30) THOMAS, Ilmar'I	(12) THOMAS, Ilmar'I

Attendance Summary

	Games	Attend	Avg/Game
Home	11	2687	244
Away	11	3147	286
Neutral	1	134	134
Total	23	5968	259



2020-21 Cincinnati Women's Basketball
Points-rebounds-assists
All games

Page 1/2
as of Mar 09, 2021

Opponent	Date	Score		1 WILSON,CAI	2 HAYMER,DES	3 SCOTT,JADA	4 BURTON,RIA	5 ABDULLAH,J	10 SCOTT,JADY	14 MOORE,ADDA	15 NIANG,ARAM	20 HAYES,JILL	21 SCHIMMEL,M	23 THOMAS,IIM
NKU	11/25/2020	73-67	Wot	0-0-0	7-1-3	DNP	DNP	DNP	3-3-1	8-6-3	13-3-3	0-4-2	8-3-0	34-7-6
at UF	12/05/2020	58-81	L	DNP	4-2-0	DNP	DNP	DNP	3-3-0	4-6-4	12-13-3	7-4-0	5-3-0	23-5-2
Marq	12/10/2020	75-86	L	DNP	13-1-3	DNP	DNP	DNP	9-4-0	6-2-0	3-2-1	4-6-0	7-5-4	32-8-2
at CMU	12/12/2020	62-79	L	6-1-0	6-3-2	0-4-1	DNP	DNP	4-2-1	5-3-2	8-4-2	8-7-0	0-1-1	25-8-2
ECU	12/20/2020	67-74	L	8-0-2	DNP	0-1-1	DNP	DNP	11-2-3	DNP	2-4-1	10-5-2	4-3-4	23-6-2
USF	12/22/2020	61-73	L	0-0-0	4-2-4	0-0-0	DNP	DNP	2-1-0	DNP	12-3-0	4-6-1	5-4-0	32-6-5
at WSU	01/02/2021	65-59	W	DNP	10-4-3	2-1-0	DNP	DNP	2-1-1	DNP	10-6-1	2-2-1	12-7-5	24-17-5
Tulsa	01/06/2021	57-62	L	0-0-0	6-4-1	8-2-1	DNP	DNP	3-4-1	DNP	8-8-2	8-9-1	DNP	24-12-4
Tulane	01/09/2021	49-68	L	3-1-0	DNP	0-4-1	DNP	0-0-0	10-7-1	DNP	4-6-1	16-8-0	DNP	9-3-1
at Temple	01/13/2021	71-65	W	DNP	11-7-8	4-2-0	2-1-1	DNP	4-6-3	DNP	4-3-1	20-4-1	DNP	24-12-2
at UCF	01/17/2021	41-57	L	8-1-0	10-1-2	4-2-0	0-3-0	DNP	0-2-0	DNP	5-6-1	1-7-4	DNP	13-8-2
Mem	01/20/2021	52-61	L	0-0-0	DNP	2-1-0	3-0-0	DNP	0-4-3	DNP	4-4-1	11-3-3	DNP	24-9-8
WSU	01/27/2021	52-60	L	3-2-2	DNP	0-1-1	4-3-0	DNP	0-2-2	DNP	13-9-1	17-2-4	DNP	13-7-1
Temple	02/03/2021	53-69	L	23-0-0	DNP	0-2-0	0-2-0	DNP	3-2-1	DNP	10-16-0	7-7-8	DNP	8-7-4
at Tulane	02/07/2021	59-61	L	20-2-1	DNP	4-5-1	2-1-2	DNP	0-3-0	DNP	2-5-0	5-3-3	DNP	25-6-5
at Mem	02/10/2021	73-62	W	20-2-2	DNP	6-3-4	0-1-0	DNP	4-2-1	DNP	7-7-2	8-2-4	DNP	23-4-7
UCF	02/13/2021	51-70	L	3-1-2	DNP	6-4-2	0-0-1	DNP	8-1-1	DNP	6-5-2	2-4-9	DNP	22-3-0
at USF	02/17/2021	65-69	Lot	18-3-0	DNP	4-3-3	0-0-0	DNP	0-2-1	DNP	3-4-1	11-5-2	6-2-0	23-6-7
UH	02/20/2021	66-75	L	14-2-0	DNP	2-5-2	DNP	DNP	11-3-2	DNP	8-8-1	11-4-2	2-2-5	16-6-2
at ECU	02/24/2021	76-61	W	10-4-3	DNP	7-11-2	DNP	DNP	DNP	DNP	4-9-5	4-6-3	0-5-6	51-12-4
at Tulsa	02/27/2021	71-58	W	20-3-0	DNP	2-1-0	DNP	DNP	2-3-0	DNP	4-6-2	8-8-8	7-6-7	28-9-1
at UH	03/02/2021	65-57	W	12-1-0	DNP	2-2-0	2-0-1	DNP	4-3-0	DNP	4-5-2	6-7-6	5-11-5	30-3-6
vs Mem	03/08/2021	78-67	W	11-2-3	DNP	2-1-0	0-0-0	DNP	2-1-0	DNP	14-7-6	4-5-0	15-7-7	30-12-2



2020-21 Cincinnati Women's Basketball
Points-rebounds-assists
All games

Page 2/2
as of Mar 09, 2021

Opponent	Date	Score		33 GRITZALI, S	50 KHALIFA, NE
NKU	11/25/2020	73-67	Wot	0-1-0	0-1-0
at UF	12/05/2020	58-81	L	0-1-0	0-1-0
Marq	12/10/2020	75-86	L	1-2-0	0-0-0
at CMU	12/12/2020	62-79	L	0-0-0	DNP
ECU	12/20/2020	67-74	L	7-3-3	2-1-0
USF	12/22/2020	61-73	L	2-1-0	0-0-0
at WSU	01/02/2021	65-59	W	3-1-0	DNP
Tulsa	01/06/2021	57-62	L	0-0-2	DNP
Tulane	01/09/2021	49-68	L	7-4-2	DNP
at Temple	01/13/2021	71-65	W	2-5-4	DNP
at UCF	01/17/2021	41-57	L	0-1-1	DNP
Mem	01/20/2021	52-61	L	8-3-2	DNP
WSU	01/27/2021	52-60	L	2-4-2	DNP
Temple	02/03/2021	53-69	L	2-2-0	DNP
at Tulane	02/07/2021	59-61	L	1-4-1	DNP
at Mem	02/10/2021	73-62	W	5-1-0	DNP
UCF	02/13/2021	51-70	L	4-0-1	DNP
at USF	02/17/2021	65-69	Lot	0-1-1	DNP
UH	02/20/2021	66-75	L	2-4-5	DNP
at ECU	02/24/2021	76-61	W	0-1-0	DNP
at Tulsa	02/27/2021	71-58	W	0-1-0	DNP
at UH	03/02/2021	65-57	W	0-1-0	DNP
vs Mem	03/08/2021	78-67	W	0-0-2	DNP



2020-21 Cincinnati Women's Basketball
Individual Game-by-Game
All games

Page 1/13
as of Mar 09, 2021

#1 WILSON, Caitlyn

Opponent	Date	GS	MIN	Total		3-Pointers		Free throws		Rebounds				PF	A	T/O	BLK	STL	PTS	AVG
				FG-FGA	PCT	3FG-3FGA	PCT	FT-FTA	PCT	OFF	DEF	TOT	AVG							
Northern Ky.	11/25/2020		03:56	0-1	.000	0-1	.000	0-0	.000	0	0	0	0.0	2	0	0	0	0	0	0.0
at Central Mich.	12/12/2020		19:41	2-10	.200	2-10	.200	0-0	.000	0	1	1	0.5	2	0	2	1	0	6	3.0
East Carolina	12/20/2020		21:04	3-8	.375	2-7	.286	0-0	.000	0	0	0	0.3	1	2	2	1	2	8	4.7
South Fla.	12/22/2020		02:56	0-2	.000	0-2	.000	0-0	.000	0	0	0	0.3	1	0	0	0	0	0	3.5
Tulsa	01/06/2021		04:34	0-1	.000	0-1	.000	0-0	.000	0	0	0	0.2	0	0	0	0	0	0	2.8
Tulane	01/09/2021		14:05	1-7	.143	1-7	.143	0-0	.000	0	1	1	0.3	2	0	1	0	1	3	2.8
at UCF	01/17/2021		17:57	2-9	.222	2-9	.222	2-2	1.000	0	1	1	0.4	2	0	3	0	0	8	3.6
Memphis	01/20/2021		02:01	0-2	.000	0-2	.000	0-0	.000	0	0	0	0.4	0	0	0	0	0	0	3.1
Wichita St.	01/27/2021		13:49	1-4	.250	1-4	.250	0-0	.000	0	2	2	0.6	2	2	2	0	1	3	3.1
Temple	02/03/2021	*	27:15	8-13	.615	5-10	.500	2-6	.333	0	0	0	0.5	4	0	2	0	0	23	5.1
at Tulane	02/07/2021	*	37:43	7-20	.350	6-17	.353	0-0	.000	1	1	2	0.6	2	1	2	0	2	20	6.5
at Memphis	02/10/2021	*	33:47	6-14	.429	6-12	.500	2-2	1.000	1	1	2	0.8	4	2	4	0	1	20	7.6
UCF	02/13/2021	*	28:48	1-10	.100	1-10	.100	0-0	.000	0	1	1	0.8	4	2	4	0	0	3	7.2
at South Fla.	02/17/2021	*	35:06	5-14	.357	2-11	.182	6-6	1.000	0	3	3	0.9	2	0	2	0	1	18	8.0
Houston	02/20/2021	*	31:35	4-10	.400	4-8	.500	2-2	1.000	0	2	2	1.0	1	0	1	0	1	14	8.4
at East Carolina	02/24/2021	*	36:33	3-10	.300	3-9	.333	1-2	.500	0	4	4	1.2	0	3	3	0	1	10	8.5
at Tulsa	02/27/2021	*	37:13	7-10	.700	6-9	.667	0-0	.000	0	3	3	1.3	2	0	2	0	1	20	9.2
at Houston	03/02/2021	*	25:38	4-6	.667	4-6	.667	0-0	.000	0	1	1	1.3	4	0	1	0	1	12	9.3
vs Memphis	03/08/2021	*	34:10	3-12	.250	3-11	.273	2-3	.667	0	2	2	1.3	1	3	0	0	4	11	9.4
Totals		10	427:52	57-163	.350	48-146	.329	17-23	.739	2	23	25	1.3	36	15	31	2	16	179	9.4

Player Averages

Games Played	Minutes/game	Points/game	FG Pct	3FG Pct	FT Pct	Rebounds/game	Assists/game	Turnovers/game	Assist/Turnover ratio	Steals/game	Blocks/game
19	22.5	9.4	35.0	32.9	73.9	1.3	0.8	1.6	0.5	0.8	0.1



2020-21 Cincinnati Women's Basketball
Individual Game-by-Game
All games

Page 2/13
as of Mar 09, 2021

#2 HAYMER, Destiny

Opponent	Date	GS	MIN	Total		3-Pointers		Free throws		Rebounds				PF	A	T/O	BLK	STL	PTS	AVG
				FG-FGA	PCT	3FG-3FGA	PCT	FT-FTA	PCT	OFF	DEF	TOT	AVG							
Northern Ky.	11/25/2020	*	35:53	3-5	.600	1-3	.333	0-2	.000	0	1	1	1.0	4	3	6	1	3	7	7.0
at Florida	12/05/2020	*	22:22	2-6	.333	0-0	.000	0-0	.000	0	2	2	1.5	4	0	4	0	0	4	5.5
Marquette	12/10/2020	*	28:31	6-10	.600	1-4	.250	0-0	.000	0	1	1	1.3	4	3	1	0	2	13	8.0
at Central Mich.	12/12/2020	*	21:03	2-8	.250	2-4	.500	0-0	.000	0	3	3	1.8	5	2	2	0	1	6	7.5
South Fla.	12/22/2020	*	22:18	2-4	.500	0-0	.000	0-0	.000	0	2	2	1.8	5	4	2	0	2	4	6.8
at Wichita St.	01/02/2021	*	33:23	5-11	.455	0-3	.000	0-0	.000	1	3	4	2.2	4	3	1	0	0	10	7.3
Tulsa	01/06/2021	*	17:54	3-7	.429	0-0	.000	0-0	.000	0	4	4	2.4	4	1	4	0	0	6	7.1
at Temple	01/13/2021	*	32:50	4-14	.286	1-4	.250	2-4	.500	1	6	7	3.0	0	8	5	0	1	11	7.6
at UCF	01/17/2021	*	27:32	3-7	.429	2-5	.400	2-2	1.000	0	1	1	2.8	3	2	2	0	2	10	7.9
Totals		9	241:45	30-72	.417	7-23	.304	4-8	.500	2	23	25	2.8	33	26	27	1	11	71	7.9

Player Averages

Games Played	Minutes/game	Points/game	FG Pct	3FG Pct	FT Pct	Rebounds/game	Assists/game	Turnovers/game	Assist/Turnover ratio	Steals/game	Blocks/game
9	26.9	7.9	41.7	30.4	50.0	2.8	2.9	3.0	1.0	1.2	0.1



2020-21 Cincinnati Women's Basketball
Individual Game-by-Game
All games

Page 3/13
as of Mar 09, 2021

#3 SCOTT, Jada

Opponent	Date	GS	MIN	Total		3-Pointers		Free throws		Rebounds				PF	A	T/O	BLK	STL	PTS	AVG
				FG-FGA	PCT	3FG-3FGA	PCT	FT-FTA	PCT	OFF	DEF	TOT	AVG							
at Central Mich.	12/12/2020		08:10	0-1	.000	0-0	.000	0-0	.000	1	3	4	4.0	2	1	1	0	0	0	0.0
East Carolina	12/20/2020		15:24	0-3	.000	0-0	.000	0-0	.000	0	1	1	2.5	3	1	3	0	0	0	0.0
South Fla.	12/22/2020		04:31	0-0	.000	0-0	.000	0-0	.000	0	0	0	1.7	1	0	1	0	0	0	0.0
at Wichita St.	01/02/2021		12:06	1-4	.250	0-1	.000	0-0	.000	0	1	1	1.5	2	0	0	0	0	2	0.5
Tulsa	01/06/2021		26:40	3-4	.750	0-0	.000	2-3	.667	2	0	2	1.6	3	1	3	0	1	8	2.0
Tulane	01/09/2021		28:09	0-2	.000	0-1	.000	0-0	.000	2	2	4	2.0	2	1	1	0	0	0	1.7
at Temple	01/13/2021	*	20:33	2-7	.286	0-0	.000	0-0	.000	0	2	2	2.0	4	0	1	1	1	4	2.0
at UCF	01/17/2021	*	19:48	2-4	.500	0-0	.000	0-0	.000	1	1	2	2.0	3	0	2	0	0	4	2.3
Memphis	01/20/2021		26:45	1-6	.167	0-1	.000	0-0	.000	1	0	1	1.9	0	0	2	0	2	2	2.2
Wichita St.	01/27/2021		14:33	0-2	.000	0-0	.000	0-0	.000	0	1	1	1.8	2	1	1	0	0	0	2.0
Temple	02/03/2021	*	17:11	0-6	.000	0-0	.000	0-0	.000	1	1	2	1.8	5	0	3	0	0	0	1.8
at Tulane	02/07/2021	*	27:16	2-4	.500	0-0	.000	0-0	.000	4	1	5	2.1	3	1	3	0	0	4	2.0
at Memphis	02/10/2021	*	26:32	3-5	.600	0-0	.000	0-0	.000	1	2	3	2.2	3	4	2	0	2	6	2.3
UCF	02/13/2021	*	31:51	2-4	.500	0-0	.000	2-2	1.000	1	3	4	2.3	3	2	5	0	0	6	2.6
at South Fla.	02/17/2021	*	37:49	2-3	.667	0-0	.000	0-0	.000	1	2	3	2.3	4	3	0	0	0	4	2.7
Houston	02/20/2021	*	16:48	1-3	.333	0-0	.000	0-0	.000	0	5	5	2.5	5	2	2	1	0	2	2.6
at East Carolina	02/24/2021		23:02	3-7	.429	0-0	.000	1-2	.500	5	6	11	3.0	3	2	4	0	1	7	2.9
at Tulsa	02/27/2021	*	18:39	1-5	.200	0-0	.000	0-0	.000	0	1	1	2.9	2	0	3	0	1	2	2.8
at Houston	03/02/2021		14:07	1-1	1.000	0-0	.000	0-0	.000	0	2	2	2.8	1	0	1	0	1	2	2.8
vs Memphis	03/08/2021		09:09	1-2	.500	0-0	.000	0-0	.000	1	0	1	2.8	0	0	0	0	0	2	2.8
Totals		9	399:02	25-73	.342	0-3	.000	5-7	.714	21	34	55	2.8	51	19	38	2	9	55	2.8

Player Averages

Games Played	Minutes/game	Points/game	FG Pct	3FG Pct	FT Pct	Rebounds/game	Assists/game	Turnovers/game	Assist/Turnover ratio	Steals/game	Blocks/game
20	20.0	2.8	34.2	0.0	71.4	2.8	1.0	1.9	0.5	0.5	0.1



2020-21 Cincinnati Women's Basketball
Individual Game-by-Game
All games

Page 4/13
as of Mar 09, 2021

#4 BURTON, Riane

Opponent	Date	GS	MIN	Total		3-Pointers		Free throws		Rebounds				PF	A	T/O	BLK	STL	PTS	AVG
				FG-FGA	PCT	3FG-3FGA	PCT	FT-FTA	PCT	OFF	DEF	TOT	AVG							
at Temple	01/13/2021		11:11	1-3	.333	0-0	.000	0-0	.000	1	0	1	1.0	0	1	3	0	0	2	2.0
at UCF	01/17/2021		09:28	0-0	.000	0-0	.000	0-0	.000	1	2	3	2.0	0	0	0	0	0	0	1.0
Memphis	01/20/2021		08:33	1-2	.500	0-1	.000	1-1	1.000	0	0	0	1.3	0	0	2	0	0	3	1.7
Wichita St.	01/27/2021	*	22:18	1-5	.200	0-0	.000	2-2	1.000	1	2	3	1.8	1	0	0	1	0	4	2.3
Temple	02/03/2021		17:36	0-5	.000	0-1	.000	0-0	.000	0	2	2	1.8	1	0	1	0	0	0	1.8
at Tulane	02/07/2021		15:06	1-2	.500	0-0	.000	0-0	.000	1	0	1	1.7	1	2	1	0	0	2	1.8
at Memphis	02/10/2021		03:52	0-0	.000	0-0	.000	0-0	.000	0	1	1	1.6	0	0	1	0	0	0	1.6
UCF	02/13/2021		02:41	0-2	.000	0-1	.000	0-0	.000	0	0	0	1.4	0	1	0	0	0	0	1.4
at South Fla.	02/17/2021		01:26	0-0	.000	0-0	.000	0-0	.000	0	0	0	1.2	0	0	0	0	0	0	1.2
at Houston	03/02/2021		06:48	1-4	.250	0-1	.000	0-0	.000	0	0	0	1.1	1	1	1	0	0	2	1.3
vs Memphis	03/08/2021		03:56	0-0	.000	0-0	.000	0-0	.000	0	0	0	1.0	0	0	0	0	0	0	1.2
Totals		1	102:55	5-23	.217	0-4	.000	3-3	1.000	4	7	11	1.0	4	5	9	1	0	13	1.2

Player Averages

Games Played	Minutes/game	Points/game	FG Pct	3FG Pct	FT Pct	Rebounds/game	Assists/game	Turnovers/game	Assist/Turnover ratio	Steals/game	Blocks/game
11	9.4	1.2	21.7	0.0	100.0	1.0	0.5	0.8	0.6	0.0	0.1



2020-21 Cincinnati Women's Basketball
Individual Game-by-Game
All games

Page 5/13
as of Mar 09, 2021

#5 ABDULLAH, Jana

Opponent	Date	GS MIN		Total		3-Pointers		Free throws		Rebounds				PF A T/O BLK STL PTS AVG			
				FG-FGA	PCT	3FG-3FGA	PCT	FT-FTA	PCT	OFF	DEF	TOT	AVG				
Tulane	01/09/2021		02:28	0-1	.000	0-1	.000	0-0	.000	0	0	0	0.0	0	0	0	0
Totals		0	02:28	0-1	.000	0-1	.000	0-0	.000	0	0	0	0.0	0	0	0	0

Player Averages

Games Played	Minutes/ game	Points/ game	FG Pct	3FG Pct	FT Pct	Rebounds/ game	Assists/ game	Turnovers/ game	Assist/Turnover ratio	Steals/ game	Blocks/ game
1	2.5	0.0	0.0	0.0	0.0	0.0	0.0	0.0	0.0	0.0	0.0



**2020-21 Cincinnati Women's Basketball
Individual Game-by-Game
All games**

Page 6/13
as of Mar 09, 2021

#10 SCOTT, Jadyn

Opponent	Date	GS	MIN	Total		3-Pointers		Free throws		Rebounds				PF	A	T/O	BLK	STL	PTS	AVG
				FG-FGA	PCT	3FG-3FGA	PCT	FT-FTA	PCT	OFF	DEF	TOT	AVG							
Northern Ky.	11/25/2020		14:41	0-1	.000	0-0	.000	3-4	.750	1	2	3	3.0	2	1	1	1	1	3	3.0
at Florida	12/05/2020		14:15	1-3	.333	0-0	.000	1-2	.500	2	1	3	3.0	4	0	2	1	1	3	3.0
Marquette	12/10/2020		18:02	4-7	.571	0-0	.000	1-2	.500	2	2	4	3.3	3	0	2	0	0	9	5.0
at Central Mich.	12/12/2020	*	27:44	2-2	1.000	0-0	.000	0-0	.000	1	1	2	3.0	3	1	1	2	0	4	4.8
East Carolina	12/20/2020	*	37:11	5-7	.714	0-0	.000	1-1	1.000	2	0	2	2.8	2	3	2	1	0	11	6.0
South Fla.	12/22/2020		11:20	1-3	.333	0-0	.000	0-0	.000	1	0	1	2.5	1	0	1	0	2	2	5.3
at Wichita St.	01/02/2021		10:43	1-2	.500	0-0	.000	0-0	.000	0	1	1	2.3	2	1	3	0	0	2	4.9
Tulsa	01/06/2021	*	18:51	1-1	1.000	0-0	.000	1-2	.500	3	1	4	2.5	0	1	1	0	1	3	4.6
Tulane	01/09/2021	*	31:02	3-4	.750	0-0	.000	4-6	.667	5	2	7	3.0	2	1	2	0	1	10	5.2
at Temple	01/13/2021		21:48	2-5	.400	0-0	.000	0-0	.000	2	4	6	3.3	1	3	2	0	2	4	5.1
at UCF	01/17/2021		19:60	0-3	.000	0-0	.000	0-0	.000	1	1	2	3.2	1	0	1	0	0	0	4.6
Memphis	01/20/2021	*	31:02	0-4	.000	0-0	.000	0-0	.000	1	3	4	3.3	2	3	1	2	1	0	4.3
Wichita St.	01/27/2021		12:28	0-3	.000	0-0	.000	0-0	.000	0	2	2	3.2	1	2	1	1	2	0	3.9
Temple	02/03/2021		11:40	1-2	.500	0-0	.000	1-1	1.000	1	1	2	3.1	1	1	1	0	0	3	3.9
at Tulane	02/07/2021		10:30	0-1	.000	0-0	.000	0-0	.000	2	1	3	3.1	3	0	0	1	1	0	3.6
at Memphis	02/10/2021		16:14	1-2	.500	0-0	.000	2-3	.667	1	1	2	3.0	3	1	2	1	0	4	3.6
UCF	02/13/2021		25:21	4-6	.667	0-0	.000	0-0	.000	0	1	1	2.9	2	1	1	0	2	8	3.9
at South Fla.	02/17/2021		25:31	0-1	.000	0-0	.000	0-0	.000	0	2	2	2.8	3	1	2	0	0	0	3.7
Houston	02/20/2021		21:02	4-7	.571	0-0	.000	3-4	.750	3	0	3	2.8	1	2	2	0	1	11	4.1
at Tulsa	02/27/2021		08:36	0-1	.000	0-0	.000	2-2	1.000	0	3	3	2.9	1	0	0	0	0	2	4.0
at Houston	03/02/2021		17:51	2-5	.400	0-0	.000	0-0	.000	1	2	3	2.9	0	0	1	2	0	4	4.0
vs Memphis	03/08/2021		14:02	1-2	.500	0-0	.000	0-0	.000	0	1	1	2.8	2	0	2	0	0	2	3.9
Totals		5	419:54	33-72	.458	0-0	.000	19-27	.704	29	32	61	2.8	40	22	31	12	15	85	3.9

Player Averages

Games Played	Minutes/ game	Points/ game	FG Pct	3FG Pct	FT Pct	Rebounds/ game	Assists/ game	Turnovers/ game	Assist/Turnover ratio	Steals/ game	Blocks/ game
22	19.1	3.9	45.8	0.0	70.4	2.8	1.0	1.4	0.7	0.7	0.5



2020-21 Cincinnati Women's Basketball
Individual Game-by-Game
All games

Page 7/13
as of Mar 09, 2021

#14 MOORE, Addaya

Opponent	Date	GS	MIN	Total		3-Pointers		Free throws		Rebounds				PF	A	T/O	BLK	STL	PTS	AVG
				FG-FGA	PCT	3FG-3FGA	PCT	FT-FTA	PCT	OFF	DEF	TOT	AVG							
Northern Ky.	11/25/2020	*	37:55	3-7	.429	0-1	.000	2-3	.667	3	3	6	6.0	2	3	1	1	4	8	8.0
at Florida	12/05/2020	*	35:08	2-7	.286	0-0	.000	0-2	.000	4	2	6	6.0	3	4	9	1	1	4	6.0
Marquette	12/10/2020	*	29:10	3-7	.429	0-1	.000	0-2	.000	0	2	2	4.7	3	0	3	1	4	6	6.0
at Central Mich.	12/12/2020	*	16:50	2-8	.250	0-0	.000	1-3	.333	0	3	3	4.3	1	2	1	0	1	5	5.8
Totals		4	119:03	10-29	.345	0-2	.000	3-10	.300	7	10	17	4.3	9	9	14	3	10	23	5.8

Player Averages

Games Played	Minutes/ game	Points/ game	FG Pct	3FG Pct	FT Pct	Rebounds/ game	Assists/ game	Turnovers/ game	Assist/Turnover ratio	Steals/ game	Blocks/ game
4	29.8	5.8	34.5	0.0	30.0	4.3	2.3	3.5	0.6	2.5	0.8



2020-21 Cincinnati Women's Basketball
Individual Game-by-Game
All games

Page 8/13
as of Mar 09, 2021

#15 NIANG, Arame

Opponent	Date	GS	MIN	Total		3-Pointers		Free throws		Rebounds				PF	A	T/O	BLK	STL	PTS	AVG
				FG-FGA	PCT	3FG-3FGA	PCT	FT-FTA	PCT	OFF	DEF	TOT	AVG							
Northern Ky.	11/25/2020	*	26:48	4-8	.500	0-3	.000	5-5	1.000	0	3	3	3.0	5	3	0	1	2	13	13.0
at Florida	12/05/2020	*	28:34	5-11	.455	2-7	.286	0-2	.000	2	11	13	8.0	4	3	2	1	1	12	12.5
Marquette	12/10/2020	*	22:10	1-7	.143	1-2	.500	0-2	.000	1	1	2	6.0	3	1	3	1	3	3	9.3
at Central Mich.	12/12/2020	*	25:11	3-9	.333	2-5	.400	0-0	.000	1	3	4	5.5	1	2	0	0	0	8	9.0
East Carolina	12/20/2020	*	21:15	1-3	.333	0-1	.000	0-0	.000	1	3	4	5.2	4	1	3	1	0	2	7.6
South Fla.	12/22/2020	*	28:38	6-7	.857	0-0	.000	0-0	.000	1	2	3	4.8	5	0	4	1	1	12	8.3
at Wichita St.	01/02/2021	*	26:12	5-10	.500	0-2	.000	0-0	.000	1	5	6	5.0	2	1	0	3	2	10	8.6
Tulsa	01/06/2021	*	30:38	3-12	.250	1-1	1.000	1-2	.500	3	5	8	5.4	4	2	4	4	0	8	8.5
Tulane	01/09/2021	*	20:26	2-3	.667	0-1	.000	0-0	.000	3	3	6	5.4	3	1	5	0	0	4	8.0
at Temple	01/13/2021		18:41	2-4	.500	0-0	.000	0-0	.000	1	2	3	5.2	1	1	0	1	1	4	7.6
at UCF	01/17/2021	*	22:58	2-9	.222	0-0	.000	1-1	1.000	1	5	6	5.3	2	1	3	0	0	5	7.4
Memphis	01/20/2021	*	27:46	2-5	.400	0-0	.000	0-0	.000	2	2	4	5.2	3	1	1	0	1	4	7.1
Wichita St.	01/27/2021	*	33:55	5-10	.500	0-2	.000	3-4	.750	4	5	9	5.5	3	1	3	0	3	13	7.5
Temple	02/03/2021	*	37:00	5-9	.556	0-1	.000	0-0	.000	4	12	16	6.2	4	0	3	3	2	10	7.7
at Tulane	02/07/2021	*	23:21	1-3	.333	0-0	.000	0-0	.000	1	4	5	6.1	4	0	3	0	0	2	7.3
at Memphis	02/10/2021	*	25:29	2-3	.667	1-1	1.000	2-2	1.000	1	6	7	6.2	2	2	0	2	4	7	7.3
UCF	02/13/2021	*	20:47	3-8	.375	0-0	.000	0-0	.000	1	4	5	6.1	3	2	1	2	0	6	7.2
at South Fla.	02/17/2021	*	21:14	1-3	.333	1-1	1.000	0-0	.000	0	4	4	6.0	5	1	2	0	1	3	7.0
Houston	02/20/2021		16:16	3-8	.375	1-2	.500	1-2	.500	3	5	8	6.1	4	1	1	1	1	8	7.1
at East Carolina	02/24/2021	*	25:16	1-5	.200	0-1	.000	2-6	.333	2	7	9	6.3	1	5	4	4	0	4	6.9
at Tulsa	02/27/2021		16:07	2-4	.500	0-0	.000	0-0	.000	2	4	6	6.2	4	2	4	1	0	4	6.8
at Houston	03/02/2021	*	22:09	2-4	.500	0-0	.000	0-0	.000	1	4	5	6.2	3	2	2	2	0	4	6.6
vs Memphis	03/08/2021	*	28:03	6-13	.462	1-3	.333	1-2	.500	2	5	7	6.2	3	6	5	6	2	14	7.0
Totals		20	568:53	67-158	.424	10-33	.303	16-28	.571	38	105	143	6.2	73	39	53	34	24	160	7.0

Player Averages

Games Played	Minutes/game	Points/game	FG Pct	3FG Pct	FT Pct	Rebounds/game	Assists/game	Turnovers/game	Assist/Turnover ratio	Steals/game	Blocks/game
23	24.7	7.0	42.4	30.3	57.1	6.2	1.7	2.3	0.7	1.0	1.5



2020-21 Cincinnati Women's Basketball
Individual Game-by-Game
All games

Page 9/13
as of Mar 09, 2021

#20 HAYES, Jillian

Opponent	Date	GS	MIN	Total		3-Pointers		Free throws		Rebounds				PF	A	T/O	BLK	STL	PTS	AVG
				FG-FGA	PCT	3FG-3FGA	PCT	FT-FTA	PCT	OFF	DEF	TOT	AVG							
Northern Ky.	11/25/2020		23:44	0-3	.000	0-1	.000	0-0	.000	0	4	4	4.0	5	2	2	1	1	0	0.0
at Florida	12/05/2020		22:01	2-6	.333	0-1	.000	3-4	.750	2	2	4	4.0	2	0	2	3	0	7	3.5
Marquette	12/10/2020		18:48	2-5	.400	0-0	.000	0-0	.000	3	3	6	4.7	4	0	2	0	2	4	3.7
at Central Mich.	12/12/2020		23:34	3-8	.375	0-1	.000	2-2	1.000	2	5	7	5.3	4	0	2	2	1	8	4.8
East Carolina	12/20/2020	*	22:38	2-6	.333	0-1	.000	6-10	.600	2	3	5	5.2	5	2	6	0	2	10	5.8
South Fla.	12/22/2020	*	36:41	0-8	.000	0-2	.000	4-8	.500	2	4	6	5.3	4	1	1	2	0	4	5.5
at Wichita St.	01/02/2021	*	32:35	1-7	.143	0-2	.000	0-4	.000	1	1	2	4.9	3	1	4	0	1	2	5.0
Tulsa	01/06/2021	*	39:20	1-8	.125	0-1	.000	6-8	.750	0	9	9	5.4	3	1	2	0	3	8	5.4
Tulane	01/09/2021	*	34:18	6-15	.400	2-6	.333	2-3	.667	0	8	8	5.7	3	0	5	0	0	16	6.6
at Temple	01/13/2021	*	38:05	9-16	.563	0-5	.000	2-3	.667	0	4	4	5.5	1	1	1	1	1	20	7.9
at UCF	01/17/2021	*	34:15	0-9	.000	0-3	.000	1-2	.500	1	6	7	5.6	4	4	6	1	1	1	7.3
Memphis	01/20/2021	*	33:43	5-16	.313	0-3	.000	1-2	.500	0	3	3	5.4	3	3	3	0	2	11	7.6
Wichita St.	01/27/2021	*	38:10	6-16	.375	2-5	.400	3-6	.500	0	2	2	5.2	2	4	1	2	1	17	8.3
Temple	02/03/2021	*	36:46	3-17	.176	0-2	.000	1-2	.500	0	7	7	5.3	1	8	6	2	1	7	8.2
at Tulane	02/07/2021	*	28:13	1-6	.167	0-3	.000	3-4	.750	1	2	3	5.1	3	3	2	1	3	5	8.0
at Memphis	02/10/2021	*	40:00	2-9	.222	0-3	.000	4-7	.571	1	1	2	4.9	1	4	3	3	1	8	8.0
UCF	02/13/2021	*	40:00	0-3	.000	0-1	.000	2-2	1.000	0	4	4	4.9	3	9	5	0	2	2	7.6
at South Fla.	02/17/2021	*	29:13	4-6	.667	0-0	.000	3-5	.600	0	5	5	4.9	5	2	7	1	1	11	7.8
Houston	02/20/2021	*	31:58	5-10	.500	0-1	.000	1-1	1.000	1	3	4	4.8	0	2	4	1	1	11	8.0
at East Carolina	02/24/2021	*	33:07	2-3	.667	0-0	.000	0-0	.000	1	5	6	4.9	3	3	4	1	1	4	7.8
at Tulsa	02/27/2021	*	38:11	4-12	.333	0-1	.000	0-0	.000	0	8	8	5.0	2	8	1	0	3	8	7.8
at Houston	03/02/2021	*	36:54	0-4	.000	0-0	.000	6-8	.750	1	6	7	5.1	4	6	5	3	3	6	7.7
vs Memphis	03/08/2021	*	30:40	2-5	.400	0-1	.000	0-5	.000	0	5	5	5.1	3	0	0	1	3	4	7.6
Totals		19	742:54	60-198	.303	4-43	.093	50-86	.581	18	100	118	5.1	68	64	74	25	34	174	7.6

Player Averages

Games Played	Minutes/ game	Points/ game	FG Pct	3FG Pct	FT Pct	Rebounds/ game	Assists/ game	Turnovers/ game	Assist/Turnover ratio	Steals/ game	Blocks/ game
23	32.3	7.6	30.3	9.3	58.1	5.1	2.8	3.2	0.9	1.5	1.1



2020-21 Cincinnati Women's Basketball
Individual Game-by-Game
All games

Page 10/13
as of Mar 09, 2021

#21 SCHIMMEL, Milan

Opponent	Date	GS	MIN	Total		3-Pointers		Free throws		Rebounds				PF	A	T/O	BLK	STL	PTS	AVG
				FG-FGA	PCT	3FG-3FGA	PCT	FT-FTA	PCT	OFF	DEF	TOT	AVG							
Northern Ky.	11/25/2020	*	32:45	2-8	.250	2-5	.400	2-2	1.000	0	3	3	3.0	1	0	4	0	0	8	8.0
at Florida	12/05/2020	*	25:50	2-6	.333	1-2	.500	0-0	.000	1	2	3	3.0	3	0	2	0	0	5	6.5
Marquette	12/10/2020	*	34:18	3-9	.333	0-3	.000	1-2	.500	2	3	5	3.7	3	4	3	0	2	7	6.7
at Central Mich.	12/12/2020		17:08	0-2	.000	0-2	.000	0-0	.000	0	1	1	3.0	2	1	1	0	0	0	5.0
East Carolina	12/20/2020	*	26:52	1-2	.500	1-1	1.000	1-2	.500	0	3	3	3.0	5	4	5	0	3	4	4.8
South Fla.	12/22/2020	*	35:55	2-5	.400	1-1	1.000	0-0	.000	2	2	4	3.2	3	0	3	0	1	5	4.8
at Wichita St.	01/02/2021	*	37:28	2-4	.500	2-2	1.000	6-6	1.000	0	7	7	3.7	2	5	2	1	0	12	5.9
at South Fla.	02/17/2021		26:25	3-8	.375	0-0	.000	0-0	.000	0	2	2	3.5	4	0	1	0	0	6	5.9
Houston	02/20/2021	*	26:13	0-5	.000	0-1	.000	2-2	1.000	1	1	2	3.3	1	5	4	0	2	2	5.4
at East Carolina	02/24/2021	*	35:07	0-2	.000	0-0	.000	0-0	.000	1	4	5	3.5	2	6	5	0	1	0	4.9
at Tulsa	02/27/2021	*	35:49	3-8	.375	1-4	.250	0-1	.000	4	2	6	3.7	2	7	3	0	1	7	5.1
at Houston	03/02/2021	*	35:24	2-4	.500	1-1	1.000	0-0	.000	1	10	11	4.3	2	5	6	0	2	5	5.1
vs Memphis	03/08/2021	*	37:55	4-8	.500	3-4	.750	4-4	1.000	2	5	7	4.5	1	7	3	0	1	15	5.8
Totals		11	407:09	24-71	.338	12-26	.462	16-19	.842	14	45	59	4.5	31	44	42	1	13	76	5.8

Player Averages

Games Played	Minutes/game	Points/game	FG Pct	3FG Pct	FT Pct	Rebounds/game	Assists/game	Turnovers/game	Assist/Turnover ratio	Steals/game	Blocks/game
13	31.3	5.8	33.8	46.2	84.2	4.5	3.4	3.2	1.0	1.0	0.1



2020-21 Cincinnati Women's Basketball
Individual Game-by-Game
All games

Page 11/13
as of Mar 09, 2021

#23 THOMAS, Ilmar'I

Opponent	Date	GS	MIN	Total		3-Pointers		Free throws		Rebounds				PF	A	T/O	BLK	STL	PTS	AVG
				FG-FGA	PCT	3FG-3FGA	PCT	FT-FTA	PCT	OFF	DEF	TOT	AVG							
Northern Ky.	11/25/2020	*	44:02	14-23	.609	1-3	.333	5-6	.833	2	5	7	7.0	1	6	3	1	0	34	34.0
at Florida	12/05/2020	*	39:12	10-17	.588	0-2	.000	3-3	1.000	2	3	5	6.0	2	2	3	0	0	23	28.5
Marquette	12/10/2020	*	36:47	9-11	.818	0-0	.000	14-16	.875	3	5	8	6.7	1	2	2	1	2	32	29.7
at Central Mich.	12/12/2020	*	35:53	11-16	.688	0-0	.000	3-4	.750	5	3	8	7.0	1	2	2	0	1	25	28.5
East Carolina	12/20/2020	*	37:16	8-14	.571	0-0	.000	7-7	1.000	1	5	6	6.8	3	2	1	2	0	23	27.4
South Fla.	12/22/2020	*	40:00	13-20	.650	0-2	.000	6-10	.600	0	6	6	6.7	2	5	0	1	4	32	28.2
at Wichita St.	01/02/2021	*	38:24	8-18	.444	0-0	.000	8-9	.889	8	9	17	8.1	1	5	4	3	0	24	27.6
Tulsa	01/06/2021	*	40:00	9-19	.474	0-1	.000	6-8	.750	1	11	12	8.6	4	4	4	1	1	24	27.1
Tulane	01/09/2021	*	38:59	3-16	.188	0-4	.000	3-3	1.000	2	1	3	8.0	2	1	2	0	1	9	25.1
at Temple	01/13/2021	*	38:22	8-15	.533	0-1	.000	8-8	1.000	5	7	12	8.4	1	2	1	1	2	24	25.0
at UCF	01/17/2021	*	40:00	5-8	.625	0-0	.000	3-4	.750	2	6	8	8.4	0	2	0	0	0	13	23.9
Memphis	01/20/2021	*	40:00	8-18	.444	2-3	.667	6-7	.857	4	5	9	8.4	2	8	2	2	3	24	23.9
Wichita St.	01/27/2021	*	35:03	4-13	.308	0-3	.000	5-7	.714	4	3	7	8.3	4	1	0	1	1	13	23.1
Temple	02/03/2021	*	40:00	3-8	.375	0-2	.000	2-2	1.000	1	6	7	8.2	2	4	3	1	2	8	22.0
at Tulane	02/07/2021	*	40:00	11-18	.611	2-4	.500	1-1	1.000	1	5	6	8.1	3	5	5	0	1	25	22.2
at Memphis	02/10/2021	*	40:00	10-18	.556	1-4	.250	2-4	.500	0	4	4	7.8	2	7	3	0	2	23	22.3
UCF	02/13/2021	*	40:00	8-9	.889	1-2	.500	5-8	.625	0	3	3	7.5	2	0	2	1	1	22	22.2
at South Fla.	02/17/2021	*	45:00	8-17	.471	2-4	.500	5-6	.833	0	6	6	7.4	3	7	2	1	0	23	22.3
Houston	02/20/2021	*	38:41	7-21	.333	0-5	.000	2-3	.667	3	3	6	7.4	1	2	3	3	2	16	21.9
at East Carolina	02/24/2021	*	38:35	20-27	.741	0-0	.000	11-13	.846	10	2	12	7.6	1	4	4	0	1	51	23.4
at Tulsa	02/27/2021	*	40:00	8-14	.571	0-1	.000	12-15	.800	4	5	9	7.7	1	1	1	3	0	28	23.6
at Houston	03/02/2021	*	40:00	10-18	.556	1-2	.500	9-10	.900	0	3	3	7.5	4	6	6	3	0	30	23.9
vs Memphis	03/08/2021	*	40:00	10-17	.588	0-1	.000	10-10	1.000	5	7	12	7.7	0	2	3	2	1	30	24.2
Totals		23	906:14	205-375	.547	10-44	.227	136-164	.829	63	113	176	7.7	43	80	56	27	25	556	24.2

Player Averages

Games Played	Minutes/game	Points/game	FG Pct	3FG Pct	FT Pct	Rebounds/game	Assists/game	Turnovers/game	Assist/Turnover ratio	Steals/game	Blocks/game
23	39.4	24.2	54.7	22.7	82.9	7.7	3.5	2.4	1.4	1.1	1.2



2020-21 Cincinnati Women's Basketball
Individual Game-by-Game
All games

Page 12/13
as of Mar 09, 2021

#33 GRITZALI, Sofia

Opponent	Date	GS	MIN	Total		3-Pointers		Free throws		Rebounds				PF	A	T/O	BLK	STL	PTS	AVG
				FG-FGA	PCT	3FG-3FGA	PCT	FT-FTA	PCT	OFF	DEF	TOT	AVG							
Northern Ky.	11/25/2020		03:56	0-0	.000	0-0	.000	0-2	.000	0	1	1	1.0	1	0	0	0	0	0	0.0
at Florida	12/05/2020		06:47	0-1	.000	0-0	.000	0-0	.000	0	1	1	1.0	0	0	0	0	0	0	0.0
Marquette	12/10/2020		09:19	0-2	.000	0-0	.000	1-2	.500	1	1	2	1.3	2	0	1	0	1	1	0.3
at Central Mich.	12/12/2020		04:46	0-1	.000	0-1	.000	0-0	.000	0	0	0	1.0	0	0	0	0	0	0	0.3
East Carolina	12/20/2020		13:08	1-3	.333	0-0	.000	5-5	1.000	0	3	3	1.4	3	3	0	0	1	7	1.6
South Fla.	12/22/2020		09:49	0-3	.000	0-1	.000	2-2	1.000	1	0	1	1.3	2	0	0	0	0	2	1.7
at Wichita St.	01/02/2021		09:09	1-1	1.000	1-1	1.000	0-0	.000	0	1	1	1.3	0	0	2	0	1	3	1.9
Tulsa	01/06/2021		22:04	0-2	.000	0-0	.000	0-0	.000	0	0	0	1.1	3	2	1	0	0	0	1.6
Tulane	01/09/2021	*	30:33	2-4	.500	0-2	.000	3-4	.750	1	3	4	1.4	4	2	0	0	3	7	2.2
at Temple	01/13/2021	*	18:30	1-2	.500	0-1	.000	0-0	.000	0	5	5	1.8	1	4	3	0	0	2	2.2
at UCF	01/17/2021		08:02	0-0	.000	0-0	.000	0-0	.000	0	1	1	1.7	1	1	0	0	0	0	2.0
Memphis	01/20/2021	*	30:10	3-6	.500	1-2	.500	1-2	.500	1	2	3	1.8	2	2	4	0	2	8	2.5
Wichita St.	01/27/2021	*	29:44	1-4	.250	0-1	.000	0-2	.000	2	2	4	2.0	2	2	0	0	1	2	2.5
Temple	02/03/2021		12:32	1-2	.500	0-1	.000	0-0	.000	1	1	2	2.0	1	0	2	0	0	2	2.4
at Tulane	02/07/2021		17:51	0-3	.000	0-3	.000	1-2	.500	1	3	4	2.1	0	1	1	0	1	1	2.3
at Memphis	02/10/2021		14:06	2-2	1.000	1-1	1.000	0-0	.000	0	1	1	2.1	3	0	0	0	1	5	2.5
UCF	02/13/2021		10:32	1-2	.500	0-1	.000	2-2	1.000	0	0	0	1.9	2	1	1	0	2	4	2.6
at South Fla.	02/17/2021		03:16	0-0	.000	0-0	.000	0-0	.000	1	0	1	1.9	0	1	0	0	0	0	2.4
Houston	02/20/2021		17:27	1-2	.500	0-0	.000	0-0	.000	0	4	4	2.0	1	5	2	0	1	2	2.4
at East Carolina	02/24/2021		08:20	0-0	.000	0-0	.000	0-0	.000	0	1	1	2.0	1	0	2	0	1	0	2.3
at Tulsa	02/27/2021		05:25	0-0	.000	0-0	.000	0-0	.000	0	1	1	1.9	1	0	0	0	0	0	2.2
at Houston	03/02/2021		01:09	0-0	.000	0-0	.000	0-0	.000	0	1	1	1.9	0	0	0	0	0	0	2.1
vs Memphis	03/08/2021		02:05	0-1	.000	0-1	.000	0-0	.000	0	0	0	1.8	0	2	0	0	1	0	2.0
Totals		4	288:41	14-41	.341	3-16	.188	15-23	.652	9	32	41	1.8	30	26	19	0	16	46	2.0

Player Averages

Games Played	Minutes/game	Points/game	FG Pct	3FG Pct	FT Pct	Rebounds/game	Assists/game	Turnovers/game	Assist/Turnover ratio	Steals/game	Blocks/game
23	12.6	2.0	34.1	18.8	65.2	1.8	1.1	0.8	1.4	0.7	0.0



2020-21 Cincinnati Women's Basketball
Individual Game-by-Game
All games

Page 13/13
as of Mar 09, 2021

#50 KHALIFA, Nesma

Opponent	Date	GS	MIN	Total		3-Pointers		Free throws		Rebounds											
				FG-FGA	PCT	3FG-3FGA	PCT	FT-FTA	PCT	OFF	DEF	TOT	AVG	PF	A	T/O	BLK	STL	PTS	AVG	
Northern Ky.	11/25/2020		01:20	0-1	.000	0-1	.000	0-0	.000	0	1	1	1.0	0	0	0	0	0	0	0.0	
at Florida	12/05/2020		05:51	0-1	.000	0-1	.000	0-0	.000	0	1	1	1.0	0	0	0	1	0	0	0.0	
Marquette	12/10/2020		02:55	0-2	.000	0-1	.000	0-0	.000	0	0	0	0.7	0	0	0	0	0	0	0.0	
East Carolina	12/20/2020		05:12	1-3	.333	0-1	.000	0-0	.000	1	0	1	0.8	2	0	1	0	0	2	0.5	
South Fla.	12/22/2020		07:53	0-1	.000	0-1	.000	0-0	.000	0	0	0	0.6	2	0	1	0	0	0	0.4	
Totals		0	23:11	1-8	.125	0-5	.000	0-0	.000	1	2	3	0.6	4	0	2	1	0	2	0.4	

Player Averages

Games Played	Minutes/game	Points/game	FG Pct	3FG Pct	FT Pct	Rebounds/game	Assists/game	Turnovers/game	Assist/Turnover ratio	Steals/game	Blocks/game
5	4.6	0.4	12.5	0.0	0.0	0.6	0.0	0.4	0.0	0.0	0.2



2020-21 Cincinnati Women's Basketball
Individual Career Summaries
All games

Page 1/7
as of Mar 09, 2021

ABDULLAH, Jana

				Field Goals		3-Point		F-Throws		Rebounds									Scoring	
SEASON	TEAM	GP-GS	MIN/AVG	FG-FGA	FG%	3FG-FGA	3FG%	FT-FTA	FT%	OFF	DEF	TOT	AVG	PF-FO	AST	TO	BLK	STL	PTS	AVG
2019-20	UC	1-0	3/2.6	0-0	.000	0-0	.000	0-0	.000	0	0	0	0.0	0-0	0	1	0	0	0	0.0
2020-21	UC	1-0	2/2.5	0-1	.000	0-1	.000	0-0	.000	0	0	0	0.0	0-0	0	0	0	0	0	0.0
TOTAL		2-0	5/2.5	0-1	.000	0-1	.000	0-0	.000	0	0	0	0.0	0-0	0	1	0	0	0	0.0

Single Game Highs

Statistic		Value	
FG Attempts		1	vs Tulane 01/09/21
3FG Attempts		1	vs Tulane 01/09/21

BURTON, Riane

				Field Goals		3-Point		F-Throws		Rebounds									Scoring	
SEASON	TEAM	GP-GS	MIN/AVG	FG-FGA	FG%	3FG-FGA	3FG%	FT-FTA	FT%	OFF	DEF	TOT	AVG	PF-FO	AST	TO	BLK	STL	PTS	AVG
2020-21	UC	11-1	103/9.4	5-23	.217	0-4	.000	3-3	1.000	4	7	11	1.0	4-0	5	9	1	0	13	1.2
TOTAL		11-1	103/9.4	5-23	.217	0-4	.000	3-3	1.000	4	7	11	1.0	4-0	5	9	1	0	13	1.2

Single Game Highs

Statistic	Value	
Points	4	vs Wichita St. 01/27/21
Rebounds	3	vs Wichita St. 01/27/21, at UCF 01/17/21
Assists	2	at Tulane 02/07/21
Blocks	1	vs Wichita St. 01/27/21
FG Made	1	5 times
FG Attempts	5	vs Wichita St. 01/27/21, vs Temple 02/03/21
3FG Attempts	1	4 times
FT Made	2	vs Wichita St. 01/27/21
FT Attempts	2	vs Wichita St. 01/27/21



2020-21 Cincinnati Women's Basketball
Individual Career Summaries
All games

Page 2/7
as of Mar 09, 2021

GRITZALI, Sofia

				Field Goals		3-Point		F-Throws		Rebounds										Scoring	
SEASON	TEAM	GP-GS	MIN/AVG	FG-FGA	FG%	3FG-FGA	3FG%	FT-FTA	FT%	OFF	DEF	TOT	AVG	PF-FO	AST	TO	BLK	STL	PTS	AVG	
2019-20	UC	8-0	44/5.5	4-7	.571	1-1	1.000	4-6	.667	6	7	13	1.6	6-0	2	4	0	2	13	1.6	
2020-21	UC	23-4	289/12.6	14-41	.341	3-16	.188	15-23	.652	9	32	41	1.8	30-0	26	19	0	16	46	2.0	
TOTAL		31-4	333/10.7	18-48	.375	4-17	.235	19-29	.655	15	39	54	1.7	36-0	28	23	0	18	59	1.9	

Single Game Highs

Statistic	Value	
Points	8	vs Memphis 01/20/21
Rebounds	5	vs Alabama A&M 12/17/19, at Temple 01/13/21
Assists	5	vs Houston 02/20/21
Steals	3	vs Tulane 01/09/21
FG Made	3	vs Memphis 01/20/21
FG Attempts	6	vs Memphis 01/20/21
3FG Made	1	4 times
3FG Attempts	3	at Tulane 02/07/21
FT Made	5	vs East Carolina 12/20/20
FT Attempts	5	vs East Carolina 12/20/20

HAYES, Jillian

				Field Goals		3-Point		F-Throws		Rebounds										Scoring	
SEASON	TEAM	GP-GS	MIN/AVG	FG-FGA	FG%	3FG-FGA	3FG%	FT-FTA	FT%	OFF	DEF	TOT	AVG	PF-FO	AST	TO	BLK	STL	PTS	AVG	
2020-21	UC	23-19	743/32.3	60-198	.303	4-43	.093	50-86	.581	18	100	118	5.1	68-3	64	74	25	34	174	7.6	
TOTAL		23-19	743/32.3	60-198	.303	4-43	.093	50-86	.581	18	100	118	5.1	68-3	64	74	25	34	174	7.6	

Single Game Highs

Statistic	Value	
Points	20	at Temple 01/13/21
Rebounds	9	vs Tulsa 01/06/21
Assists	9	vs UCF 02/13/21
Steals	3	5 times
Blocks	3	at Florida 12/05/20, at Memphis 02/10/21, at Houston 03/02/21
FG Made	9	at Temple 01/13/21
FG Attempts	17	vs Temple 02/03/21
3FG Made	2	vs Wichita St. 01/27/21, vs Tulane 01/09/21
3FG Attempts	6	vs Tulane 01/09/21
FT Made	6	at Houston 03/02/21, vs East Carolina 12/20/20, vs Tulsa 01/06/21
FT Attempts	10	vs East Carolina 12/20/20



2020-21 Cincinnati Women's Basketball
Individual Career Summaries
All games

Page 3/7
as of Mar 09, 2021

HAYMER, Destiny

				Field Goals		3-Point		F-Throws		Rebounds									Scoring	
SEASON	TEAM	GP-GS	MIN/AVG	FG-FGA	FG%	3FG-FGA	3FG%	FT-FTA	FT%	OFF	DEF	TOT	AVG	PF-FO	AST	TO	BLK	STL	PTS	AVG
2020-21	UC	9-9	242/26.9	30-72	.417	7-23	.304	4-8	.500	2	23	25	2.8	33-2	26	27	1	11	71	7.9
TOTAL		9-9	242/26.9	30-72	.417	7-23	.304	4-8	.500	2	23	25	2.8	33-2	26	27	1	11	71	7.9

Single Game Highs

Statistic	Value	
Points	13	vs Marquette 12/10/20
Rebounds	7	at Temple 01/13/21
Assists	8	at Temple 01/13/21
Steals	3	vs Northern Ky. 11/25/20
Blocks	1	vs Northern Ky. 11/25/20
FG Made	6	vs Marquette 12/10/20
FG Attempts	14	at Temple 01/13/21
3FG Made	2	at Central Mich. 12/12/20, at UCF 01/17/21
3FG Attempts	5	at UCF 01/17/21
FT Made	2	at UCF 01/17/21, at Temple 01/13/21
FT Attempts	4	at Temple 01/13/21

KHALIFA, Nesma

				Field Goals		3-Point		F-Throws		Rebounds									Scoring	
SEASON	TEAM	GP-GS	MIN/AVG	FG-FGA	FG%	3FG-FGA	3FG%	FT-FTA	FT%	OFF	DEF	TOT	AVG	PF-FO	AST	TO	BLK	STL	PTS	AVG
2019-20	UC	29-2	156/5.4	13-34	.382	2-12	.167	1-3	.333	4	20	24	0.8	22-0	8	9	8	2	29	1.0
2020-21	UC	5-0	23/4.6	1-8	.125	0-5	.000	0-0	.000	1	2	3	0.6	4-0	0	2	1	0	2	0.4
TOTAL		34-2	180/5.3	14-42	.333	2-17	.118	1-3	.333	5	22	27	0.8	26-0	8	11	9	2	31	0.9

Single Game Highs

Statistic	Value	
Points	6	vs Miami (OH) 12/08/19
Rebounds	6	vs Bucknell 11/28/19
Assists	2	at Xavier 12/14/19
Steals	1	vs Miami (OH) 12/08/19, vs UCF 01/12/20
Blocks	2	vs Ball St. 11/16/19, vs Bucknell 11/28/19, vs Memphis 03/07/20
FG Made	3	vs Miami (OH) 12/08/19
FG Attempts	6	vs Coppin St. 12/30/19
3FG Made	1	vs Houston 01/22/20, vs Memphis 03/07/20
3FG Attempts	2	vs UConn 03/09/20, vs Memphis 03/07/20
FT Made	1	vs East Carolina 03/02/20
FT Attempts	2	vs East Carolina 03/02/20



**2020-21 Cincinnati Women's Basketball
Individual Career Summaries
All games**

Page 4/7
as of Mar 09, 2021

MOORE, Addaya

				Field Goals		3-Point		F-Throws		Rebounds										Scoring	
SEASON	TEAM	GP-GS	MIN/AVG	FG-FGA	FG%	3FG-FGA	3FG%	FT-FTA	FT%	OFF	DEF	TOT	AVG	PF-FO	AST	TO	BLK	STL	PTS	AVG	
2019-20	UC	32-12	670/20.9	52-151	.344	1-16	.063	12-18	.667	45	95	140	4.4	56-1	50	42	25	30	117	3.7	
2020-21	UC	4-4	119/29.8	10-29	.345	0-2	.000	3-10	.300	7	10	17	4.3	9-0	9	14	3	10	23	5.8	
TOTAL		36-16	789/21.9	62-180	.344	1-18	.056	15-28	.536	52	105	157	4.4	65-1	59	56	28	40	140	3.9	

Single Game Highs

Statistic	Value	
Points	9	at Houston 02/18/20
Rebounds	9	vs Miami (OH) 12/08/19
Assists	4	5 times
Steals	4	vs South Fla. 02/02/20, vs Northern Ky. 11/25/20, vs Marquette 12/10/20
Blocks	3	vs Tulsa 02/12/20, at Xavier 12/14/19
FG Made	4	vs Ohio St. 11/13/19, at Houston 02/18/20, vs Miami (OH) 12/08/19
FG Attempts	10	vs UCF 01/12/20
3FG Made	1	at Tulane 01/18/20
3FG Attempts	3	vs Iowa 11/27/19
FT Made	2	5 times
FT Attempts	3	at Central Mich. 12/12/20, vs Northern Ky. 11/25/20

NIANG, Arame

				Field Goals		3-Point		F-Throws		Rebounds										Scoring	
SEASON	TEAM	GP-GS	MIN/AVG	FG-FGA	FG%	3FG-FGA	3FG%	FT-FTA	FT%	OFF	DEF	TOT	AVG	PF-FO	AST	TO	BLK	STL	PTS	AVG	
2018-19	WestKy	33-0	509/15.4	76-163	.466	16-55	.291	19-29	.655	40	80	120	3.6	68-2	17	42	21	20	187	5.7	
2020-21	UC	23-20	569/24.7	67-158	.424	10-33	.303	16-28	.571	38	105	143	6.2	73-3	39	53	34	24	160	7.0	
TOTAL FOR UC		23-20	569/24.7	67-158	.424	10-33	.303	16-28	.571	38	105	143	6.2	73-3	39	53	34	24	160	7.0	
TOTAL		56-20	1078/19.3	143-321	.445	26-88	.295	35-57	.614	78	185	263	4.7	141-5	56	95	55	44	347	6.2	

Single Game Highs

Statistic	Value	
Points	15	vs Morgan St. 11/28/18, vs Rice 03/15/19
Rebounds	16	vs Temple 02/03/21
Assists	6	vs Memphis 03/08/21
Steals	4	at Memphis 02/10/21
Blocks	6	vs Memphis 03/08/21
FG Made	6	vs Ball St. 12/16/18, vs South Fla. 12/22/20, vs Memphis 03/08/21
FG Attempts	13	vs Memphis 03/08/21
3FG Made	3	vs Rice 03/15/19
3FG Attempts	7	vs Rice 02/07/19, at Florida 12/05/20
FT Made	5	vs Northern Ky. 11/25/20
FT Attempts	6	at Marshall 02/23/19, at East Carolina 02/24/21



2020-21 Cincinnati Women's Basketball
Individual Career Summaries
All games

Page 5/7
as of Mar 09, 2021

SCHIMMEL, Milan

				Field Goals		3-Point		F-Throws		Rebounds									Scoring	
SEASON	TEAM	GP-GS	MIN/AVG	FG-FGA	FG%	3FG-FGA	3FG%	FT-FTA	FT%	OFF	DEF	TOT	AVG	PF-FO	AST	TO	BLK	STL	PTS	AVG
2020-21	UC	13-11	407/31.3	24-71	.338	12-26	.462	16-19	.842	14	45	59	4.5	31-1	44	42	1	13	76	5.8
TOTAL		13-11	407/31.3	24-71	.338	12-26	.462	16-19	.842	14	45	59	4.5	31-1	44	42	1	13	76	5.8

Single Game Highs

Statistic	Value	
Points	15	vs Memphis 03/08/21
Rebounds	11	at Houston 03/02/21
Assists	7	at Tulsa 02/27/21, vs Memphis 03/08/21
Steals	3	vs East Carolina 12/20/20
Blocks	1	at Wichita St. 01/02/21
FG Made	4	vs Memphis 03/08/21
FG Attempts	9	vs Marquette 12/10/20
3FG Made	3	vs Memphis 03/08/21
3FG Attempts	5	vs Northern Ky. 11/25/20
FT Made	6	at Wichita St. 01/02/21
FT Attempts	6	at Wichita St. 01/02/21

SCOTT, Jada

				Field Goals		3-Point		F-Throws		Rebounds									Scoring	
SEASON	TEAM	GP-GS	MIN/AVG	FG-FGA	FG%	3FG-FGA	3FG%	FT-FTA	FT%	OFF	DEF	TOT	AVG	PF-FO	AST	TO	BLK	STL	PTS	AVG
2019-20	UC	18-1	108/6.0	8-22	.364	1-2	.500	4-6	.667	4	10	14	0.8	23-0	8	8	2	3	21	1.2
2020-21	UC	20-9	399/20.0	25-73	.342	0-3	.000	5-7	.714	21	34	55	2.8	51-2	19	38	2	9	55	2.8
TOTAL		38-10	507/13.4	33-95	.347	1-5	.200	9-13	.692	25	44	69	1.8	74-2	27	46	4	12	76	2.0

Single Game Highs

Statistic	Value	
Points	8	vs Pittsburgh 12/21/19, vs Tulsa 01/06/21
Rebounds	11	at East Carolina 02/24/21
Assists	4	at Memphis 02/10/21
Steals	2	at Memphis 01/08/20, vs Memphis 01/20/21, at Memphis 02/10/21
Blocks	1	4 times
FG Made	3	4 times
FG Attempts	7	at Temple 01/13/21, at East Carolina 02/24/21
3FG Made	1	vs UConn 02/26/20
3FG Attempts	1	5 times
FT Made	2	vs Pittsburgh 12/21/19, vs UCF 02/13/21, vs Tulsa 01/06/21
FT Attempts	3	vs Tulsa 01/06/21



2020-21 Cincinnati Women's Basketball
Individual Career Summaries
All games

Page 6/7
as of Mar 09, 2021

SCOTT, Jadyn

				Field Goals		3-Point		F-Throws		Rebounds									Scoring	
SEASON	TEAM	GP-GS	MIN/AVG	FG-FGA	FG%	3FG-FGA	3FG%	FT-FTA	FT%	OFF	DEF	TOT	AVG	PF-FO	AST	TO	BLK	STL	PTS	AVG
2019-20	UC	23-0	176/7.6	15-40	.375	0-0	.000	5-7	.714	10	17	27	1.2	29-0	3	14	8	4	35	1.5
2020-21	UC	22-5	420/19.1	33-72	.458	0-0	.000	19-27	.704	29	32	61	2.8	40-0	22	31	12	15	85	3.9
TOTAL		45-5	595/13.2	48-112	.429	0-0	.000	24-34	.706	39	49	88	2.0	69-0	25	45	20	19	120	2.7

Single Game Highs

Statistic	Value	
Points	11	vs East Carolina 12/20/20, vs Houston 02/20/21
Rebounds	7	vs Tulane 01/09/21
Assists	3	vs Memphis 01/20/21, vs East Carolina 12/20/20, at Temple 01/13/21
Steals	2	5 times
Blocks	2	4 times
FG Made	5	vs East Carolina 12/20/20
FG Attempts	7	vs East Carolina 12/20/20, vs Houston 02/20/21, vs Marquette 12/10/20
FT Made	4	vs Tulane 01/09/21
FT Attempts	6	vs Tulane 01/09/21

THOMAS, Iimar'i

				Field Goals		3-Point		F-Throws		Rebounds									Scoring	
SEASON	TEAM	GP-GS	MIN/AVG	FG-FGA	FG%	3FG-FGA	3FG%	FT-FTA	FT%	OFF	DEF	TOT	AVG	PF-FO	AST	TO	BLK	STL	PTS	AVG
2017-18	UC	32-1	673/21.0	126-214	.589	3-14	.214	55-75	.733	60	132	192	6.0	48-0	35	37	24	13	310	9.7
2018-19	UC	35-24	1010/28.9	189-313	.604	0-0	.000	74-103	.718	89	163	252	7.2	64-0	63	49	43	27	452	12.9
2019-20	UC	32-31	1039/32.5	236-395	.597	0-7	.000	122-152	.803	115	135	250	7.8	68-0	66	59	35	22	594	18.6
2020-21	UC	23-23	906/39.4	205-375	.547	10-44	.227	136-164	.829	63	113	176	7.7	43-0	80	56	27	25	556	24.2
TOTAL		122-79	3628/29.7	756-1297	.583	13-65	.200	387-494	.783	327	543	870	7.1	223-0	244	201	129	87	1912	15.7

Single Game Highs

Statistic	Value	
Points	51	at East Carolina 02/24/21
Rebounds	18	vs Xavier 12/16/18
Assists	8	vs Memphis 01/20/21
Steals	4	vs South Fla. 12/22/20
Blocks	4	at Temple 02/17/19, vs Yale 11/21/18, vs Butler 03/28/19
FG Made	20	at East Carolina 02/24/21
FG Attempts	27	at East Carolina 02/24/21
3FG Made	2	vs Memphis 01/20/21, at South Fla. 02/17/21, at Tulane 02/07/21
3FG Attempts	5	vs Houston 02/20/21
FT Made	14	vs Marquette 12/10/20
FT Attempts	16	vs Marquette 12/10/20



**2020-21 Cincinnati Women's Basketball
Individual Career Summaries
All games**

Page 7/7
as of Mar 09, 2021

WILSON, Caitlyn

				Field Goals		3-Point		F-Throws		Rebounds										Scoring	
SEASON	TEAM	GP-GS	MIN/AVG	FG-FGA	FG%	3FG-FGA	3FG%	FT-FTA	FT%	OFF	DEF	TOT	AVG	PF-FO	AST	TO	BLK	STL	PTS	AVG	
2020-21	UC	19-10	428/22.5	57-163	.350	48-146	.329	17-23	.739	2	23	25	1.3	36-0	15	31	2	16	179	9.4	
TOTAL		19-10	428/22.5	57-163	.350	48-146	.329	17-23	.739	2	23	25	1.3	36-0	15	31	2	16	179	9.4	

Single Game Highs

Statistic	Value	
Points	23	vs Temple 02/03/21
Rebounds	4	at East Carolina 02/24/21
Assists	3	at East Carolina 02/24/21, vs Memphis 03/08/21
Steals	4	vs Memphis 03/08/21
Blocks	1	at Central Mich. 12/12/20, vs East Carolina 12/20/20
FG Made	8	vs Temple 02/03/21
FG Attempts	20	at Tulane 02/07/21
3FG Made	6	at Memphis 02/10/21, at Tulane 02/07/21, at Tulsa 02/27/21
3FG Attempts	17	at Tulane 02/07/21
FT Made	6	at South Fla. 02/17/21
FT Attempts	6	at South Fla. 02/17/21, vs Temple 02/03/21



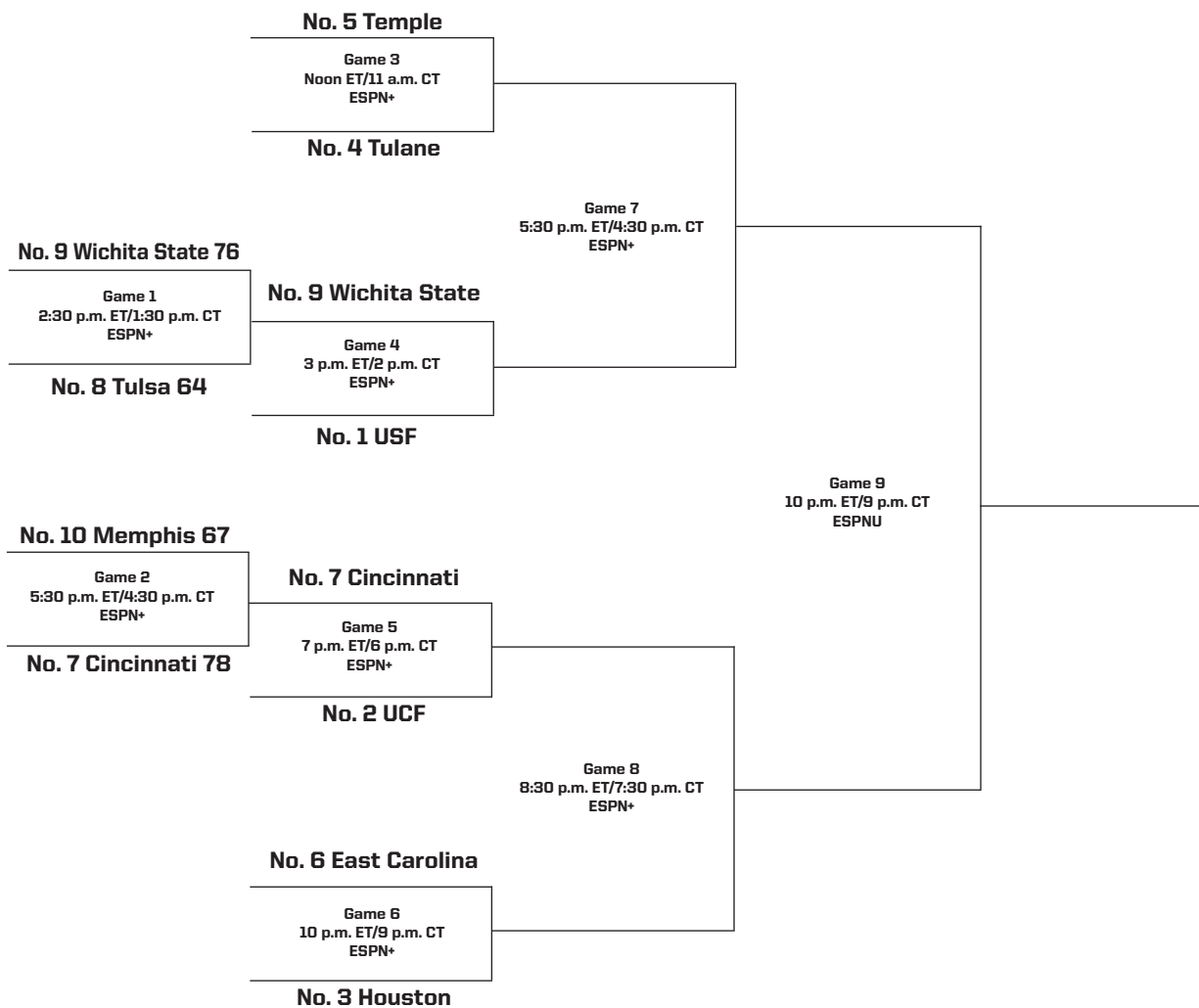
**2021 Air Force Reserve American Athletic Conference
Women's Basketball Championship
Dickies Arena - Fort Worth, Texas**

**First Round
Monday
March 8**

**Quarterfinals
Tuesday
March 9**

**Semifinals
Wednesday
March 10**

**Final
Thursday
March 11**





Official Basketball Box Score - Final
Cincinnati at UCF
 01/17/21 Addition Financial Arena, Orlando
 2020-21 Women's Basketball

Game Time: 12:00 PM
 Game Duration: 1:50
 Attendance: 929

Officials: Jeffrey Smith, Rod Creech, Talisa Green

Cincinnati - 41

Record: 3-8 (2-5)

NO.	Name		Min	FG		3P		FT		Rebounds			Fouls		TP	AS	TO	ST	Blocks		+/-
				M-A	M-A	M-A	M-A	OR	DR	TOT	PF	FD							BS	BA	
15	Arame Niang	F	22:58	2-9	0-0	1-1	1	5	6	2	4	5	1	3	0	0	0	0	0	1	-3
23	Ilmar'i Thomas	F	40:00	5-8	0-0	3-4	2	6	8	0	4	13	2	0	0	0	0	0	0	0	-16
2	Destiny Haymer	G	27:32	3-7	2-5	2-2	0	1	1	3	1	10	2	2	2	0	0	0	0	0	-10
3	Jada Scott	G	19:48	2-4	0-0	0-0	1	1	2	3	1	4	0	2	0	0	0	0	0	0	-26
20	Jillian Hayes	G	34:15	0-9	0-3	1-2	1	6	7	4	4	1	4	6	1	1	0	0	0	0	-12
10	Jadyn Scott		20:00	0-3	0-0	0-0	1	1	2	1	1	0	0	0	1	0	0	0	0	0	-10
33	Sofia Gritzali		08:02	0-0	0-0	0-0	0	1	1	1	0	0	1	0	0	0	0	0	0	0	0
1	Caitlyn Wilson		17:57	2-9	2-9	2-2	0	1	1	2	1	8	0	3	0	0	0	0	0	0	-7
4	Riane Burton		09:28	0-0	0-0	0-0	1	2	3	0	0	0	0	0	0	0	0	0	0	0	4
Team								2	1	3			0			1					
Totals				14-49	4-17	9-11	9	25	34	16	16	41	10	18	3	1	1				-16

Technical Fouls::NONE

Shooting By Period		
1 st FG%	5-15	33.3%
3PT%	1-5	20.0%
FT%	2-2	100%
2 nd FG%	3-13	23.1%
3PT%	1-5	20.0%
FT%	0-0	0%
3 rd FG%	2-9	22.2%
3PT%	0-1	0.0%
FT%	4-5	80%
4 th FG%	4-12	33.3%
3PT%	2-6	33.3%
FT%	3-4	75%
GM FG%	14-49	28.6%
3PT%	4-17	23.5%
FT%	9-11	81.8%

Dead Ball Rebounds: 1, 0

UCF - 57

Record: 7-2 (5-1)

NO.	Name		Min	FG		3P		FT		Rebounds			Fouls		TP	AS	TO	ST	Blocks		+/-
				M-A	M-A	M-A	M-A	OR	DR	TOT	PF	FD							BS	BA	
5	Masseny Kaba	F	29:44	4-8	0-0	0-0	1	3	4	3	0	8	1	2	2	0	1	14			
32	Brittney Smith	F	25:23	6-10	0-0	0-1	2	3	5	3	5	12	0	1	0	0	0	16			
1	Courtajia Sanders	G	21:02	1-9	0-0	0-0	1	3	4	3	0	2	1	2	1	0	0	8			
3	Diamond Battles	G	36:15	7-15	0-0	0-0	0	4	4	2	1	14	5	1	3	0	0	24			
25	Ahna Burney	G	18:56	2-7	2-7	2-2	4	3	7	1	2	8	1	0	2	0	0	22			
33	Destiny Thomas		16:34	2-3	0-0	2-4	1	4	5	3	2	6	0	1	0	1	0	1			
14	Asia Todd		06:18	0-1	0-1	0-0	0	0	0	0	0	0	0	0	1	0	0	-6			
24	Jnaya Walker		08:19	1-1	0-0	0-0	0	3	3	1	0	2	0	1	0	0	0	1			
23	Alisha Lewis		22:03	1-7	0-3	1-2	2	0	2	0	1	3	5	0	3	0	0	6			
4	Kiera Brown		12:41	0-2	0-0	2-4	2	1	3	0	5	2	0	0	0	0	0	-4			
11	Rebecca Ripley		02:45	0-1	0-1	0-0	0	0	0	0	0	0	0	0	0	0	0	-2			
Team								4	3	7			0			2					
Totals				24-64	2-12	7-13	17	27	44	16	16	57	13	11	11	1	1				16

Technical Fouls::NONE

Shooting By Period		
1 st FG%	8-16	50.0%
3PT%	2-3	66.7%
FT%	1-2	50%
2 nd FG%	7-17	41.2%
3PT%	0-3	0.0%
FT%	1-2	50%
3 rd FG%	3-18	16.7%
3PT%	0-3	0.0%
FT%	4-7	57.1%
4 th FG%	6-13	46.2%
3PT%	0-3	0.0%
FT%	1-2	50%
GM FG%	24-64	37.5%
3PT%	2-12	16.7%
FT%	7-13	53.8%

Dead Ball Rebounds: 4, 0

	CIN	UCF
Biggest lead	0 (1 st 10:00)	23 (3 rd 3:21)
Best Scoring Run	7 (2 nd 9:44)	11 (1 st 5:33)
Lead Changes	0	
Times Tied	0	
Time with Lead	00:00	39:32

Points from	CIN	UCF
Turnovers	6	15
Paint	14	26
Second Chance	6	16
Fast Breaks	5	3
Bench	8	13

Period by Period Scoring					
	1st	2nd	3rd	4th	TOT
CIN	13	7	8	13	41
UCF	19	15	10	13	57



Official Basketball Box Score - Final
UCF at Cincinnati
 02/13/21 Fifth Third Arena, Cincinnati, Ohio
 2020-21 Women's Basketball

Game Time: 1:00 PM
 Game Duration: 1:51
 Attendance: 300

Officials: Jules Gallien, Mark Resch, Alexis Perez

UCF - 70

Record: 10-2 (8-1)

NO.	Name		Min	FG M-A	3P M-A	FT M-A	Rebounds			Fouls		TP	AS	TO	ST	Blocks		+/-
							OR	DR	TOT	PF	FD					BS	BA	
5	Masseny Kaba	F	20:09	1-5	0-0	0-1	2	1	3	2	2	2	0	2	0	0	2	-4
32	Brittney Smith	F	33:04	10-13	0-0	5-6	5	7	12	1	5	25	0	2	2	1	0	18
3	Diamond Battles	G	36:15	4-8	0-1	3-5	0	1	1	4	4	11	6	3	3	0	0	16
23	Alisha Lewis	G	39:16	7-10	6-9	4-6	1	4	5	3	4	24	3	6	0	0	0	21
25	Ahna Burney	G	31:22	2-8	0-5	1-2	2	0	2	1	1	5	3	2	4	0	0	4
14	Asia Todd		12:43	0-3	0-2	0-0	0	2	2	0	0	0	1	1	0	0	0	16
24	Jnaya Walker		08:05	0-1	0-0	0-0	0	1	1	0	1	0	1	0	0	0	0	3
33	Destiny Thomas		18:42	1-2	0-0	1-2	0	5	5	2	2	3	3	0	3	1	1	21
11	Rebecca Ripley		00:24	0-0	0-0	0-0	0	0	0	0	0	0	0	0	0	0	0	0
Team							1	1	2			0		1				
Totals				25-50	6-17	14-22	11	22	33	13	19	70	17	17	12	2	3	19

Technical Fouls: Battles 4th 6:52

Shooting By Period		
1 st FG%	6-13	46.2%
3PT%	3-7	42.9%
FT%	0-0	0%
2 nd FG%	5-12	41.7%
3PT%	0-5	0.0%
FT%	5-7	71.4%
3 rd FG%	7-16	43.8%
3PT%	1-2	50.0%
FT%	4-8	50%
4 th FG%	7-9	77.8%
3PT%	2-3	66.7%
FT%	5-7	71.4%
GM FG%	25-50	50.0%
3PT%	6-17	35.3%
FT%	14-22	63.6%

Dead Ball Rebounds: 4, 0

Cincinnati - 51

Record: 4-13 (3-10)

NO.	Name		Min	FG M-A	3P M-A	FT M-A	Rebounds			Fouls		TP	AS	TO	ST	Blocks		+/-
							OR	DR	TOT	PF	FD					BS	BA	
15	Arame Niang	F	20:47	3-8	0-0	0-0	1	4	5	3	1	6	2	1	0	2	0	-10
23	Ilmar'i Thomas	F	40:00	8-9	1-2	5-8	0	3	3	2	5	22	0	2	1	1	0	-19
1	Caitlyn Wilson	G	28:48	1-10	1-10	0-0	0	1	1	4	1	3	2	4	0	0	2	1
3	Jada Scott	G	31:51	2-4	0-0	2-2	1	3	4	3	2	6	2	5	0	0	0	-7
20	Jillian Hayes	G	40:00	0-3	0-1	2-2	0	4	4	3	1	2	9	5	2	0	0	-19
10	Jadyn Scott		25:21	4-6	0-0	0-0	0	1	1	2	1	8	1	1	2	0	0	-17
33	Sofia Gritzali		10:32	1-2	0-1	2-2	0	0	0	2	1	4	1	1	2	0	0	-18
4	Riane Burton		02:41	0-2	0-1	0-0	0	0	0	0	0	0	1	0	0	0	0	-6
Team							2	2	4			0		2				
Totals				19-44	2-15	11-14	4	18	22	19	12	51	18	21	7	3	2	-19

Technical Fouls: NONE

Shooting By Period		
1 st FG%	3-9	33.3%
3PT%	0-3	0.0%
FT%	2-2	100%
2 nd FG%	7-15	46.7%
3PT%	1-5	20.0%
FT%	0-0	0%
3 rd FG%	5-12	41.7%
3PT%	0-3	0.0%
FT%	2-2	100%
4 th FG%	4-8	50.0%
3PT%	1-4	25.0%
FT%	7-10	70%
GM FG%	19-44	43.2%
3PT%	2-15	13.3%
FT%	11-14	78.6%

Dead Ball Rebounds: 2, 0

	UCF	CIN
Biggest lead	19 (4 th 0:41)	0 (1 st 10:00)
Best Scoring Run	9 (1 st 2:30)	6 (2 nd 6:06)
Lead Changes	0	
Times Tied	2	
Time with Lead	37:49	00:00

Points from	UCF	CIN
Turnovers	23	14
Paint	32	26
Second Chance	5	2
Fast Breaks	6	10
Bench	3	12

Period by Period Scoring					
	1st	2nd	3rd	4th	TOT
UCF	15	15	19	21	70
CIN	8	15	12	16	51