

2 NATIONAL TITLES | 6 FINAL FOURS | 8 ELITE EIGHTS | 10 SWEET SIXTEENS | 33 NCAA TOURNAMENTS | 41 CONFERENCE TITLES

2023-24 SCHEDULE / RESULTS

DATE	OPPONENT (TV)	TIME (ET)/RES
Nov. 6	UIC (ESPN+)	W, 69-58
Nov. 10	Detroit Mercy% (ESPN+)	W, 93-61
Nov. 12	Eastern Washington% (ESPN+)	W, 85-73
Nov. 19	Northern Kentucky (ESPN+)	W, 90-66
Nov. 22	Georgia Tech (ESPN+)	7 PM
Nov. 28	at Howard	7 PM
Dec. 3	Florida Gulf Coast (ESPN+)	1 PM
Dec. 9	at Xavier (FS1)	6 PM
Dec. 12	Bryant (ESPN+)	7 PM
Dec. 16	vs. Dayton^	TBD
Dec. 19	Merrimack (ESPN+)	7 PM
Dec. 22	Stetson (ESPN+)	7 PM
Dec. 29	Evansville (ESPN+)	7 PM
Jan. 6	at BYU* (ESPN2)	10 PM
Jan. 9	Texas* (ESPN+)	7 PM
Jan. 13	at Baylor* (ESPN2)	8 PM
Jan. 16	TCU* (ESPN+)	7 PM
Jan. 20	Oklahoma* (ESPN+)	1 PM
Jan. 22	at Kansas* (ESPN)	9 PM
Jan. 27	UCF* (ESPN2)	7 PM
Jan. 31	at West Virginia* (ESPN+)	7 PM
Feb. 3	at Texas Tech* (ESPN+)	6 PM
Feb. 10	Houston* (ESPN)	4 PM
Feb. 13	Iowa State* (ESPN2)	7 PM
Feb. 17	at UCF* (ESPN+)	4 PM
Feb. 21	Oklahoma State* (ESPN+)	7 PM
Feb. 24	at TCU* (ESPN+)	3 PM
Feb. 27	at Houston* (ESPN2)	7 PM
March 2	Kansas State* (ESPN+)	7 PM
March 5	at Oklahoma* (ESPN+)	8 PM
March 9	West Virginia* (ESPN+)	2 PM
March. 13-16	Big 12 Championships	TBA

All times ET and subject to change

*Big 12 game, % Cincinnati Basketball Tournament presented by Allegiant Air, ^ Heritage Bank Center, S Kansas City, Mo. (T-Mobile Center)

ON THE AIR

TV: ESPN+

- Play-by-Play..... Anthony Mazzini
- Analyst..... Terry Nelson
- Sideline..... Kelsey Conway
- Online: WatchESPN.com
- Mobile App: WatchESPN

RADIO: BEARCATS SPORTS NETWORK

- Play-by-Play..... Dan Hoard
- Analyst..... Steve Logan
- Local: 700 WLW

ATHLETICS COMMUNICATIONS

Primary Contact.....David Cohen
Phone (C):..... 817-739-6585
Email:.....David.Cohen@uc.edu
Twitter:.....@DavidECohen_
Web:.....GoBEARCATS.com

2023-24 CINCINNATI MEN'S BASKETBALL

GAME AT A GLANCE

CINCINNATI

4-0 • 0-0 BIG 12



GEORGIA TECH

2-1 • 0-0 ACC

WEDNESDAY, NOV. 22, 2023 • 7 PM ET



CINCINNATI BEARCATS

Head Coach Wes Miller

Record at Cincinnati 45-28 (Third Year)

Overall Record 230-163 (13th Year)



GEORGIA TECH YELLOW JACKETS

Head Coach Damon Stoudamire

Record at School 2-1 (First Year)

Overall Record 73-78 (Sixth Year)

GAME INFORMATION

Facility Fifth Third Arena

Capacity 12,012

TV ESPN+

Radio 700 WLW / Sirius XM 383

Online The Varsity Network/TuneIn

Series Record Cincinnati leads 8-3

Home/Away/Neutral 4-1/0-2/4-0

Last Meeting March 22, 1996 (W, 88-70 in Sweet 16)

THE RUNDOWN

- Cincinnati is seeking its eighth-straight win over an ACC opponent, a streak that began against Maryland in Maui (2009). The Bearcats defeated Louisville in Maui last year and Virginia Tech in the NIT.
- Each of UC's wins have followed a familiar script: winning the battle for FG%, rebounding, turnovers and bench points while also leading at the half (41 of Wes Miller's 45 UC wins have come when up at the break).
- UC took down NKU, 90-66, thanks to a 12-2 run late in the first half for the separation it needed. The win was also UC's second in a row against a defending conference champ.
- Dan Skillings Jr.'s 25 points marked a career-high as well as the most by a Bearcat off the bench since Jarron Cumberland in 2017. Sean Kilpatrick, another NBA player, is the only other one with 25 or more as a reserve since 2010, doing so that year as well.
- Day Day Thomas scored a career-high 20 points against NKU. Not only is he the only Bearcat with four-straight double-figure scoring games to start the year, he is also the first to begin his UC career doing so since Kyle Washington in 2016-17.
- Viktor Lakhin's 14-point, 14-rebound performance versus NKU served as his second consecutive double-double and the 10th of his career. He had 26 points and 11 boards against Eastern Washington.
- Each contest this year has featured at least one reserve with a notable performance. CJ Fredrick connected on three of his first four deep attempts against UIC, complementing Dan Skillings' 13-point, 8-rebound performance. Josh Reed had a career-high 12 rebounds against Detroit Mercy, with three other reserves scoring 10 or more. James and Simas Lukošius combined for 24 against EWU, and Skillings exploded against NKU. The Bearcats' bench has a 148-37 margin over its opponents so far.
- Lukošius, who started the opener, has bounced back well from that 2-for-11 shooting night. He has 16 assists to just two turnovers over the last three games, with his seven dimes vs. NKU a UC season-high. He did have 20 double-figure scoring games for Butler last season.
- Utah Valley transfer and WAC Defensive Player of the Year Aziz Bandaogo is now eligible. He averaged 11.4 points per game was in the top-10 nationally for rebounds (10.5) and blocks (2.86).

PROBABLE STARTERS




Day Day Thomas
14.3 ppg | 2.8 apg
6-0 | 185 | Jr.
Bishopville, S.C.



CJ Fredrick Jr.
4.3 ppg | 5.5 rpg
6-3 | 190 | Gr.
Cincinnati, Ohio



John Newman III
9.5 ppg | 4.8 rpg
6-5 | 215 | Gr.
Greensboro, N.C.



Viktor Lakhin
13.8 ppg | 9.5 rpg
6-11 | 240 | Jr.
Anapa, Russia



Ody Oguama
4.3 ppg | 5.5 rpg
6-9 | 230 | Gr.
Raleigh, N.C.

@GOBEARCATSMBB

2023-24 CINCINNATI NUMERICAL ROSTER

No.	Name	Pos.	Ht.	Wt.	Cl.	Hometown/Previous School
0	Dan Skillings Jr.	G	6-6	215	So.	Blackwood, N.J./Roman Catholic HS (Pa.)
1	Day Day Thomas	G	6-1	185	Jr.	Bishopville, S.C./Kilgore College (Texas)
2	Jizzle James	G	6-1	195	Fr.	Orlando, Fla./Olympia HS
3	Rayvon Griffith	G/F	6-7	205	Fr.	Cincinnati, Ohio/Compass Prep (Ariz.)
5	CJ Fredrick Jr.	G	6-3	190	Gr.	Cincinnati, Ohio/Kentucky
10	Josh Reed	G	6-7	220	So.	Atlanta, Ga./Pace Academy
11	C.J. Anthony	G	6-0	190	Jr.	Columbus, Ohio/Putnam Science Academy
13	Jamille Reynolds	F	6-11	275	Sr.	St. Petersburg, Fla./Temple
14	Landen Long	G	5-11	185	Gr.	Mason, Ohio/Ohio Northern
15	John Newman III	W	6-5	215	Gr.	Greensboro, N.C./Clemson
21	Chase Kirkwood	G	6-1	190	Jr.	Phoenix, Md./Arkansas
30	Viktor Lakhin	F	6-11	240	RJr.	Anapa, Russia/CSKA-2
33	Ody Oguama	F	6-9	230	Gr.	Raleigh, N.C./Wake Forest
41	Simas Lukošius	G/F	6-8	225	Jr.	Kaunas, Lithuania/Butler
44	Sage Tolentino	F	7-1	240	RFr.	Kane'ohe, Hawaii/Hamilton HS (Ohio)
55	Aziz Bandaogo	F	7-0	235	Sr.	Dakar, Senegal/Utah Valley

Coaching Staff

Head Coach: Wes Miller (third season)

Associate Head Coach: Chad Dollar (third season)

Assistant Coach/Recruiting Coordinator: Drew Adams (second season)

Assistant Coach/Recruiting Coordinator: Andre Morgan (second season)

Assistant Coach/Chief of Administrative Staff: Josh Loeffler (first season)

Director of Player Development/Assistant Coach: Jake Thelen (third season)

Director of Basketball Operations: Matt Miller (third season)

Associate AD, Sports Performance: Mike Rehfeldt (second season)

Graduate Assistants: Abdul Ado, Malik Massey, Omari Prince

PRONUNCIATION

Aziz BANDAOGO	Ah-ziz Band-Ae-Goe
Ody OGUAMA	Oh-Guam-a
Viktor LAKHIN	LOCK-in
Simas LUKOŠIUS	See-moss Loo-koh-shiss

ROSTER INFORMATION

By State/Country

Florida	(2) Jizzle James, Jamille Reynolds
Georgia	(1) Josh Reed
Hawaii	(1) Sage Tolentino
Lithuania	(1) Simas Lukosius
New Jersey	(1) Dan Skillings
North Carolina	(2) John Newman III, Ody Oguama
Ohio	(4) C.J. Anthony, CJ Fredrick, Rayvon Griffith, Landen Long
Maryland	(1) Chase Kirkwood
Russia	(1) Viktor Lakhin
Senegal	(1) Aziz Bandaogo
South Carolina	(1) Day Day Thomas

By Class

Freshmen	(3) Rayvon Griffith, Jizzle James, Sage Tolentino (RS)
Sophomores	(2) Josh Reed, Dan Skillings
Juniors	(4) Day Day Thomas, CJ Anthony, Simas Lukosius, Chase Kirkwood
Seniors (3)	Jamille Reynolds, Aziz Bandaogo, CJ Fredrick
Graduates/Final Years	(4) CJ Fredrick, Ody Oguama, Viktor Lakhin, John Newman III

By Height

7-1	(1) Sage Tolentino
7-0	(1) Aziz Bandaogo
6-11	(2) Viktor Lakhin, Jamille Reynolds
6-9	(1) Ody Oguama
6-8	(1) Simas Lukosius
6-7	(2) Rayvon Griffith, Josh Reed
6-6	(1) Dan Skillings Jr.
6-5	(1) John Newman III
6-3	(1) CJ Fredrick
6-2	(1) Jizzle James
6-1	(2) Chase Kirkwood, Day Day Thomas
6-0	(1) CJ Anthony
5-11	(1) Landen Long

CINCINNATI QUICK FACTS

GENERAL INFORMATION

Location	Cincinnati, OH 45221
Founded	1819
Enrollment	46,798
Nickname	Bearcats
Colors	Red (PMS: 186) and Black
Arena (Capacity)	Fifth Third Arena (12,012)
Affiliation	NCAA Division I
Conference	American Athletic Conference
President	Neville Pinto
Director of Athletics	John Cunningham
Faculty Representative	Brian Hatch
Department of Athletics Phone	(513) 556-4603
Athletics Ticket Office Phone	(877) CATS-TIX

ATHLETIC COMMUNICATIONS

Primary Basketball Contact	David Cohen
Office/Cell Phone	(513) 556-5182/(817) 739-6585
Email Address	david.cohen@uc.edu
Associate AD/Communications	Zach Stipe
Office/Cell Phone	(513) 556-5186/(865) 244-6119
Email	stipezd@ucmail.uc.edu

TEAM INFORMATION

2022-23 Record	23-13
AAC Record (Finish)	11-7 (Fourth)
Starters returning/lost	2/3
Letterwinners returning/lost	8/6
Newcomers	8
Pct. points returning	29.5 percent (819 of 2,776)
Pct. rebounds returning	44.8 percent (601 of 1,341)
Pct. assists returning	11.4 percent (64 of 559)

CINCINNATI TRADITION

Cincinnati, ranked the No. 9 basketball program all-time by CBS' Matt Norlander in 2019, boasts 1,866 all-time wins, good for No. 12 nationally (both entering the season), with this season marking the 40th of 20-plus wins. The Bearcats have produced 32 All-Americans (last: Jarron Cumberland's Honorable Mention in 2019), 86 All-Conference selections, 57 NBA Draft picks (last: Jacob Evans III in 2018) and 56 members of the 1,000-Point Club. The program has spent 434 weeks ranked in the AP Top 25, 212 in the Top 10 and 45 at No. 1. Jack Twyman and Oscar Robertson are both members of the Basketball Hall of Fame, with Robertson earning a spot on the NBA's 75th-Anniversary Team last fall.

SCOUTING THE BEARCATS

JUMPMAN, JUMPMAN, JUMPMAN...

Cincinnati is back in familiar threads this season as it returns to the Jordan brand. The Bearcats were one of the three original schools rewarded with it in 1997, joining St. John's and North Carolina A&T.

Michael Jordan himself helped present the uniforms to the public on the Rosie O'Donnell Show on Sept. 9, 1997.

HOW THEY FARE IN YEAR 3

Wes Miller enters his third, and most challenging season yet, as the Bearcats begin their Big 12 tenure. Below is a look at how UC coaches over the last 50 years fared in their first three seasons.

Coch (Year)	Record	Postseason
Mick Cronin (2008-09)	18-14	N/A
Bob Huggins (1991-92)	29-5	NCAA Final Four
Tony Yates (1985-86)	12-16	N/A
Ed Badger (1980-81)	16-13	N/A
Gale Catlett (1974-75)	23-6	NCAA Sweet 16

MILLER'S EXTENSION

Cincinnati announced on Dec. 14, 2022 that Wes Miller would receive a two-year contract extension, as well as an increased salary, through the 2028-29 season.

JIZZLE JUMPS INTO THE FIRE

Freshman guard Jizzle James knew he was going to play no matter what with only one other true point guard, Day Day Thomas, on the roster.

He had six turnovers over his first two games (32 minutes), but came back Sunday against Eastern Washington and had none in 16 minutes. In the process, he collected 13 points for the second-straight game and improved to 10-for-11 from the foul line.

"He has the right mindset and work ethic, but he has not impressed me on the basketball court yet," Wes Miller said. "That's a compliment to him, because I think he has so much excellent basketball in front of him."

LAKHIN ERUPTS IN GAME 3, FROM 3

RS junior Viktor Lakhin's emergence as a three-point shooter was heavily discussed throughout the pre-season, a killer complement to his already much-improved skillset.

He went 2-for-3 from deep against Eastern Washington as part of a career-high 26-point effort. He had only two treys his whole career prior.

Seven of his 10 double-doubles came last season, and nine of his 10 overall have been at home.

Opponent (Year)	Pts	Rebs
Bryant (21-22)	13	11
Cleveland State (22-23)	14	12
NIJT (22-23)	10	10
Bryant (22-23)	16	13
Detroit Mercy (22-23)	18	15
Tulane (22-23)	13	13
Memphis (22-23)	22	10
at Utah Valley (22-23 NIT)	10	10
Eastern Washington (23-24)	26	11
Northern Kentucky (23-24)	14	14

LAKHIN'S 26 RANKS HIGH FOR BIGS

Lakhin's 26 against Eastern Washington marked the most by a Bearcat post player since Kyle Washington's 27 against UConn on Feb. 4, 2017. Below are all 20-plus point instances since 2006.

Date (Opponent)	Player	Total
2/4/23 (UCF)	Viktor Lakhin	20
1/22/23 (Memphis)	Viktor Lakhin	22
3/10/17 (Tulsa)	Kyle Washington	21
2/4/17 (UConn)	Kyle Washington	27
12/4/16 (Bowling Green)	Kyle Washington	24
11/19/16 (Rhode Island)	Kyle Washington	23
2/25/15 (UCF)	Octavius Ellis	20
3/19/11 (UConn/NCAA)	Rashad Bishop	22
2/19/11 (@ Providence)	Rashad Bishop	23
1/26/11 (Rutgers)	Rashad Bishop	20
2/24/10 (DePaul)	Yancy Gates	23
11/18/09 (Toledo)	Rashad Bishop	20
2/26/09 (WVU)	Yancy Gates	22
1/19/09 (@ Providence)	Mike Williams	21
1/7/09 (Providence)	Mike Williams	20
2/27/08 (@ Pittsburgh)	John Williamson	27
2/13/08 (St. John's)	John Williamson	25
2/9/08 (@ Rutgers)	John Williamson	22
1/4/07 (@ Memphis)	Cedric McGowan	20
3/17/06 (Charlotte/NIT)	Cedric McGowan	20

SKILLINGS IN ELITE COMPANY

Dan Skillings' career-high 25 points against NKU marked the third UC performance of 25 or more off the bench since 2010. The full listing is below, with the other two players eventually making the NBA.

Player (Opponent)	Date	Points
Sean Kilpatrick (Wright State)	2010	26
Jarron Cumberland (South Florida)	2017	26
Dan Skillings (NKU)	2023	25

SKILLINGS: OFFENSIVE X-FACTOR

Sophomore Dan Skillings Jr. showed impressive flashes on his knack for acrobatic layups and rebounds last season.

Cincinnati is now 6-0 when he scores in double-figures, highlighted by 8-of-14 shooting for a career-high 20 points against Temple in the AAC Quarterfinals.

"Last year I struggled a lot with playing (the game of basketball). It's still hard, but I was playing the game thinking a lot because I never wanted to mess up or didn't know how to do things. This year, being a sophomore and learning from Coach Wes, I can play without thinking as much. It's more about understanding the game now."

He was named one of Jon Rothstein's **20 Under-the-Radar Breakout Players** on Nov. 2.

GAME	POINTS
Bryant	14
South Florida	11
Temple	15
vs. Temple (AAC)	20
UIC	13
Detroit Mercy	11
Northern Kentucky	25

SKILLINGS SEEKS DEFENSIVE BOOST

Dan Skillings Jr. produced as many highlight reels for

14.6 minutes per game as anyone could embrace. Now, he looks to the other side of his game.

"I think I jumped the most on defense, and that's where I needed to jump the most in order to go places I want to go and help the team as much as I can. Working on defense will help our team, its success and our coaches the most."

OFFENSIVELY SPEAKING...

Eight of UC's nine games shooting over 50 percent under Wes Miller came in Year 2 compared to Year 1. Below are the comparisons within its AAC history, with asterisks on NCAA Tourney teams. The 2019-20 squad claimed the AAC regular-season title before the COVID cancellation.

Season	Scoring Avg.	League/Nat'l Rank
2023-24	84.2	7/56
2022-23	77.1	3/53
2021-22	69.4	6/217
2020-21	68.9	5/233
2019-20	72.7	3/127
2018-19*	71.7	9/198
2017-18*	74.3	3/161
2016-17*	74.3	1/148
2015-16*	73.3	5/168
2014-15*	62.1	10/295
2013-14*	68.4	8/243

TURNOVERS, TOO...

Cincinnati committed only four turnovers in its wins over Detroit Mercy (Dec. 21) and South Florida (Jan. 18) in 2022-23, one off the school record. Two of the team's only 14 games with four or fewer turnovers have come that year. Even in the USF game, the last one came on a mercy decision with seconds left in the 85-69 victory, and the Bearcats did not commit one for the first 27 minutes.

Season	TO Avg.	League/Nat'l Rank
2023-24	9.2	3/33
2022-23	10.7	2/30
2021-22	10.5	1/28
2020-21	14.6	9/267
2019-20	14.4	10/289
2018-19*	10.4	1/15
2017-18*	11.3	2/35
2016-17*	10.0	2/6
2015-16*	11.0	2/35
2014-15*	12.7	6/194
2013-14*	11.1	2/60

TRANSFER SYNOPSIS

(5) CJ Fredrick: 113-52 record over five years at college level; would have 5 NCAA appearances if not for COVID. Cincinnati native returns home after starting 15 games with 10 double-figure scoring games at UK in 2022-23.

(13) Jamille Reynolds: Awaiting NCAA two-time transfer waiver decision. Averaged 10.1 ppg, 5.4 rpg on 60.4 percent shooting for Temple last year, including 11.5 ppg in two UC contests. Barrel-chested, 6-11 post player who has put immense work into his body.

(41) Simas Lukosius: Second on Butler last year with 33.3 mpg and 11.6 mpg; led team in assists (2.9), three-pointers (59) and percentage (37.8). Scored career-high 28 points against Villanova and had 23 in Big East Tourney against St. John's. Also scored 27 (12 in OT) to defeat Xavier in 2022 Big East Tourney

as freshman.

(55) Aziz Bandaogo: Awaiting NCAA two-time transfer waiver decision. WAC Defensive Player of the Year who was No. 16 transfer signing according to ESPN. Averaged 11.4 ppg and 10.5 rpg while ranking third nationally in blocks (106) to lead Utah Valley to school-record 28 wins and NIT Final Four. Had 15 points and 12 rebounds versus Cincinnati.

LUKOSIUS: WINNING TIME IN NYC

Reggie Miller isn't the only player to come into Madison Square Garden and leave with a heroic performance.

Lukosius scored 12 of his still-career-high 27 points in overtime of his Big East Tournament debut, leading Butler to an 89-82 win in 2022 as a freshman. His defensive rebound and succeeding free-throws with 4 seconds left extended it to OT as well.

EXTRA MILE IN RECRUITING SIMAS

Simas Lukosius is primed to be a fan favorite at UC, bringing a substantial Big East resume from his two years at Butler.

Assistant coach Drew Adams, who has the most international ties (as well as the state of Indiana) on staff, was largely credited with bringing him to Clifton, and Lukosius described it as "major" that Adams flew to Lithuania to visit the family during the process.

"I put a lot of attention to how the coaching staff is going to treat my father or family in general. I feel like the way this coaching staff put a lot of focus on recruiting not just me, but the people around me, I really rely on my dad a lot for decision-making."

It's not the first time UC went above-and-beyond in the family circuit. Landers Nolley II, last year's leading scorer, was treated to a zoo visit with his daughter as part of his pitch.

FREDRICK'S WINNING WAYS

Cincinnati native CJ Fredrick has returned home following five years at Iowa and Kentucky. The Covington Catholic (Ky.) grad has also seen his fair share of success at the high-major level and will have up to two years' eligibility at UC.

Fredrick's redshirt season at Iowa also included defeating Cincinnati in the 2019 NCAA Tournament in Columbus.

Wes Miller has even noted that his first time trying Skyline Chili was per Fredrick's suggestion as he was attempting to recruit him out of the transfer portal in April 2021, shortly after his hiring.

Season	Team Record	Stats
2018-19	23-12, NCAA 2nd Round	Redshirt
2019-20 (Iowa)	20-11, No NCAA (COVID)	10.2 ppg
2020-21 (Iowa)	22-9, NCAA 2nd Round	7.5 ppg
2021-22 (UK)	26-8, NCAA 1st Round	Medical RS
2022-23 (UK)	22-12, NCAA 2nd Round	6.1 ppg

VALUABLE TIME IN NIT

Cincinnati's NIT appearance, while not the ultimate goal of the program, proved to pay some solid dividends for the future. The Bearcats defeated ACC foe Virginia Tech in a raucous affair that featured 13 lead changes and 11 ties while going coast-to-coast with games in New York and Utah.

Ody Oguama averaged 8.7 points and rebounds per game, including shooting 76.5 percent from the field against Virginia Tech, Hofstra and Utah Valley.

Dan Skillings Jr. also got 16.0 mpg of run while averaging 14.8 for the year.

LAKHIN LOCKS DOWN ON DEFENSE

Viktor Lakhin has taken monumental strides this season after averaging 10.9 minutes as a freshman last year with no starts.

Lakhin's eight blocks at SMU tied for sixth in school history, including the most in the AAC since 2017 and by a Bearcat since Eric Hicks in 2006. His 36 steals are two behind the team lead despite missing three games and only playing seven minutes against Tulane.

His seven blocks against Temple in the AAC Quarterfinals tied the conference's tourney record.

HOME COOKIN' IN NON-CON

Cincinnati has three road games in non-conference play, and with the exception of the Nov. 28 Howard trip to Washington, D.C., the Bearcats travel a combined five miles to Xavier (Dec. 9) and downtown to play Dayton (Dec. 16). It marks UC's most regular-season home games since 2013-14, when it went 18-1.

STAFF UPDATES

The NCAA on July 1 announced that basketball teams could utilize up to five assistant coaches, with three able to off-campus recruit and the other two to supplement on-court instruction.

Josh Loeffler was the one external addition to the staff. He was previously the head coach at Johns Hopkins, where he held a 114-27 record in five seasons (2020-21 canceled due to COVID). He brings nine years of DI experience from Lafayette (2008-12), Rutgers (2012-13) and Loyola Maryland (2013-17).

Drew Adams moved into recruiting roles with Chad Dollar and Andre Morgan, while Jake Thelen moved to Director of Player Development/Assistant Coach.

Matt Miller, a 2021 graduate of Indiana and third-year member of the staff (no relation to Wes) is now the youngest Director of Operations among the major conferences, an honor that Thelen held at Georgia previously.

GUARDS ARE MILLER'S FORTE

Wes Miller is one of three active head coaches in Division I to have been at the helm for 10-plus seasons while coaching an All-Conference guard in every season.

His UC tenure features David DelJulius (two-time Third Team All-AAC) and Landers Nolley II (First Team in 2022-23).

FOES TURNED FRIENDS

The transfer portal certainly lends itself to more head-to-head battles between two players across the country. Dan Skillings saw it himself with former AAC foe Jamille Reynolds (then at Temple) from their third and final meeting at the AAC Tournament.

"I've talked to him about that. During or after the game, I didn't realize it was on him. Someone sent

SINGLE-SEASON THREE-POINT MAKES

No.	Season
314	2022-23
269	2021-22
264	2016-17
262	2017-18
260	2011-12
253	1993-94
252	2015-16
237	2003-04
236	1994-95

SINGLE-SEASON THREE-POINT ATTEMPTS

No.	Season
894	2022-23
853	2021-22
765	2016-17
763	2011-12
742	2017-18
729	2012-13
725	2015-16
702	2008-09
693	1993-94
687	2009-10
673	2018-19

ALL-TIME WINNINGEST PROGRAMS

Cincinnati entered the season ranked 12th nationally in all-time wins. The following numbers reflect the preseason.

Rank	School	Wins
1.	Kentucky	2,375
2.	Kansas	2,370
3.	North Carolina	2,343
4.	Duke	2,273
5.	UCLA	1,986
6.	Temple	1,977
7.	Syracuse	1,973
8.	Notre Dame	1,950
9.	St. John's	1,922
10.	Indiana	1,913
11.	Purdue	1,895
12.	Cincinnati	1,889
13.	Texas	1,879
14.	Illinois	1,878
15.	Utah	1,875

MEASURING THE BIG 12

UC holds an 83-42 record against its new league foes. In addition to UCF and Houston in the AAC from 2013-23, UC and West Virginia competed in the Big East from 2005-13.

Cincinnati's last matchup over an incumbent Big 12 team was a 75-61 win over Kansas State in the 2016 NCAA First Round.

Team	H2H Record	Last Meeting
Baylor	0-1	1947
BYU	1-2	2000
UCF	10-5	2023
Houston	33-14	2023
Iowa State	4-1	2016
Kansas	4-3	1996
Kansas State	7-1	2016
Oklahoma	4-2	2011
Oklahoma State	2-3	2002
TCU	5-0	2005
Texas	2-0	2012
Texas Tech	1-0	1961
West Virginia	10-10	2012

me the clip with 'too small on Reynolds,' so I sent it to him (this fall). I mess with him on that a little bit. But he's a lot bigger than me."

BEARCATS DIG THE LONG BALL

Cincinnati has broken school records in back-to-back seasons for both three-point makes and attempts.

The Bearcats were 314-894 in 2022-23 and 269-853 in 2021-22.

Four of Cincinnati's eight games with its most three-pointers in school history have come in the Wes Miller era, highlighted by 17 (tied for third) against Arizona in Maui and in overtime at Tulane, with the 48 tries in the latter tying the school record. Other games include 16 against Tulsa and Memphis last season.

The one wrinkle this year will be that Cincinnati is retaining only 10.2 percent of its made three-pointers, keyed by Landers Nolley II's 96 that was fourth in school history and the most since Deonta Vaughn in 2007-08. Nolley's 41.7 percent clip was 12th nationally.

MEASURING THE BIG 12

UC holds an 83-42 record against their new league foes. In addition to UCF and Houston in the AAC from 2013-23, UC and West Virginia competed in the Big East from 2005-13.

Team	H2H Record	Last Meeting
Baylor	0-1	1947
BYU	1-2	2000
UCF	10-5	2023
Houston	33-14	2023
Iowa State	4-1	2016
Kansas	4-3	1996
Kansas State	7-1	2016
Oklahoma	4-2	2011
Oklahoma State	2-3	2002
TCU	5-0	2005
Texas	2-0	2012
Texas Tech	1-0	1961
West Virginia	10-10	2012

LAKHIN'S IMPRESSIVE MAUI WEEK

Lakhin was the model of efficiency in Cincinnati's three 2022 Maui Invitational games. He scored in double-figures all three contests (13.7 ppg), shooting 69.2 percent from the field. By comparison, he had three double-figure scoring games for his career ahead of the event.

ABDUL ADO JOINS STAFF

One year with Wes Miller was all Abdul Ado needed to make enough of an impression to earn a GA spot the following season. Ado, a former four-year starter at Mississippi State and All-SEC defender, played throughout injury all season and provided invaluable veteran leadership through his experience and positive mindset.

His mother, who runs a restaurant in Nigeria, would wake up in the middle of the night to watch his game broadcasts live.

ALL-AMERICAN ON THE RADIO

Former consensus First-Team All-American and 2010 UC Athletics Hall of Fame inductee Steve Logan will be on the home radio call during ESPN+ games this season.

He was a two-time Conference USA Player of the Year winner and ranks third at UC with 1,985 points, including 22.0 ppg as a senior. He also helped the Bearcats to five NCAA Tournament wins over four 2023-24 CINCINNATI MEN'S BASKETBALL

appearances. Logan's school records include the most wins (111), highest career free-throw percentage (86.1 percent) and most single-game assists (16) among many decorated achievements.


TALL TOLENTINO RETURNS HOME

Freshman Sage Tolentino's 7-foot-1 stature matches him for the tallest player in program history. Others include Hayden Koval last year, Chris Vogt (2019-21) and David Nyarsuk (2012-14). Tolentino, however, is the only one to start his career with the Bearcats and was originally an Auburn commit.

Tolentino, a native of Kane'ohe, Hawaii, was eager for his return to the Maui Invitational as well. Along with Ohio State's Justice Sueing (Cal, 2017), he was the first Hawaiian native on a mainland team in the field since Joshua Ko at Pittsburgh in 2014.

MONSTER FACTORY LEGACY

Mike Rehfeldt, UC's Associate Athletic Director for Sports Performance, has become a beacon within the men's basketball program. He first served the Bearcats from 2012-20 before joining Miller's inaugural



staff after a one-year stint at UConn.

Rehfeldt's cutting-edge investments go beyond the plates and into the technology realm. He also helped hire Dillon Frees, the athletics department's first-ever Director of Performance Nutrition.

Notable performers on this year's roster include:

- Day Day Thomas: Highest 3/4 court sprint time (2.94 seconds)
- Jamille Reynolds: Highest max vert touch (12'4), followed by Aziz Bandaogo (12'2)
- CJ Anthony: Top 185 bench (23 reps, followed by Ody Oguama and John Newman III)
- Jizzle James: Top max vert jump (43.5", followed by Day Day Thomas and John Newman III)

HOOPS IN THEIR DNA

John Newman III's father played at James Madison, while his distant cousin, Johnny Newman, starred at Richmond before his 17-year NBA career.

Josh Reed boasts similar bloodlines as well. His mother, Chenoah Turner, played at South Florida and led the Bulls in blocked shots for the 1989-90 season.

PARTY LIKE IT'S 1999

Cincinnati is one of seven teams nationally to have three players born before the year 2000 in CJ Fredrick, John Newman III and Ody Oguama. Other teams that fit are BYU, Mississippi State, UT Arlington, NJIT, Missouri and New Mexico State.

THE GRADUATE, CINCINNATI EDITION

UC joins Kansas and Minnesota as the only three teams nationally to have three players with degrees from their current school (Viktor Lakhin, Ody Oguama, John Newman III).

Newman's master's degree makes him one of six active players nationally as well to hold one.

PUBLISHED AUTHOR

Few coaches, or anyone in particular, can say they published a book while in school. Wes Miller authored "The Road to Blue Heaven," a diary of his senior season as a Tar Heel.

BIG 12 HOOPS IN RUCKER PARK

Wes Miller, along with UC women's basketball coach Katrina Merriweather and Brooklyn native Ariel Jackson, were selected by the league as special guests for the inaugural "Big 12 Hoops in the Park."

The event, which was a collaboration between the league and partners New York City Parks Department, Hard Rock Hotels, Gatorade and WHOOP, was the first of a variety of planned activations by Big 12 Commissioner Brett Yormark to partner with the basketball-rich area.

Following drills and clinic sessions, the coaches participated in a Q&A with local youth. The event featured live DJs, food trucks and more.

DOLLAR PROMOTED

Third-year UC coach Chad Dollar earned a promotion in Fall 2022 to associate head coach. Dollar has built a national reputation at the highest levels of the game.

"He's been the guy whose counsel and advice has really helped me and part of it was, he's earned it," Miller said. "I want him to have the confidence to know that I want him to speak up more, whether it's with our players, whether it's on the court, whether it's in the locker room, or whether it's in staff meetings, or whether it's opening my door, when I need to hear something that maybe I don't want to hear, I want him to know that I have the confidence and I'm putting him in a role that I expected to do that."

YOUNG, WILD AND FREE

Head coach Wes Miller holds the active lead for wins by a coach by 40.

In fact, Miller already had the most Division I wins of any active coach by their 40th birthday, which he celebrated Jan. 28. All coaches listed below were active in 2022-23.

COACH (CURRENT SCHOOL)	WINS
Wes Miller (Cincinnati)	217
Rick Pitino (St. John's)	200
Shaka Smart (Marquette)	195
Cliff Ellis (Coastal Carolina)	192
Bob Huggins (West Virginia)	191
Bill Self (Kansas)	190
Andrew Toole (Robert Morris)	188
Herb Sendek (Santa Clara)	186
John Calipari (Kentucky)	185
Thad Matta (Butler)	183
Jim Boeheim (Syracuse)	182

BUT WAIT, THERE'S MORE

The scope of college basketball history comes into play with Miller's win total. The following numbers reflect wins as a Division I member via Sports-Reference.com, with each school in parenthesis the school of their 40th birthday.

Miller is tied for 15th overall in this category, and even six of the 14 ahead of him achieved their milestones before 1950.

Coach	Wins	Year
Phog Allen (Kansas)*	339	1925
Bob Knight (Indiana)*	307	1980
Henry Iba (Okla. State)*	292	1944
Pat Page (Butler)*	261	1926
Terry Holland (Virginia)	256	1982
Forddy Anderson (Mich. St.)	251	1959
Jim Valvano (N.C. State)	250	1986
Eddie Cameron (Duke)	234	1942
Chick Davies (Duquesne)	233	1940
Digger Phelps (Notre Dame)	232	1981
Billy Donovan (Florida)	228	2005
Pat Kennedy (Florida State)*	228	1992
G. Ott Romney (BYU)	227	1932
Johnny Bach (Penn State)	219	1964
Wes Miller (Cincinnati)	217	2023
J. Fred Bohler (Wash. State)	217	1925
Mike Krzyzewski (Duke)*	215	1987
Bobby Cremins (Ga. Tech)	211	1987
Howie Dallmar (Stanford)	211	1962
Everett Dean (Indiana)*	208	1938
Scott Sutton (Oral Roberts)	204	2010
Larry Weise (St. Bonaventure)	202	1973

*Naismith Memorial Basketball Hall of Fame

BEST GPA IN PROGRAM HISTORY

The Fall 2021 semester, Miller's first, saw UC post a 3.484 GPA, its highest ever. All 15 players earned Honor Roll accolades for earning a 3.0, while nine more made the Dean's List with a 3.4 or higher (Mika Adams-Woods, Abdul Ado, Rob Banks, Jarrett Hensley, Hayden Koval, Mason Madsen, Sam Martin, Ody Oguama, Mike Saunders Jr.).

RULED THE AAC

UC tied fellow departing member Houston with 125 wins in AAC play, more than any other league member since the conference formed prior to the 2013-14 campaign.

Cincinnati claimed three AAC regular-season crowns (2014, 2018, 2020) and two tournament titles (2018, 2019).

The UC men's basketball program has been a member of nine leagues (not including three stints as an independent) during its 121-year history. The Bearcats have 100 or more conference wins in two other leagues: 128 in the Missouri Valley Conference (1957-58 through 1969-70) and 123 in Conference USA (1995-96 through 2004-05).

LAST TIME OUT

CINCINNATI — Sophomore wing Dan Skillings Jr. scored a career-high 25 points off the bench and redshirt junior post Viktor Lakhin recorded his second consecutive double-double with 14 points and 14 rebounds to lead Cincinnati past Northern Kentucky, 90-66, on Sunday at Fifth Third Arena.

The Bearcats improved to 4-0 on the season and avenged last season's 64-51 loss at NKU.

Thomas added a career high 20 points on 8-of-11 shooting.

The Bearcats held a commanding 45-30 advantage on the boards and limited the Norse to just 20% shooting from behind the arc (4 for 20).

Sixth-year senior guard John Newman III had two steals that he finished for layups in a 50-second span to spark a 12-2 Cincinnati run in the closing minutes of the first half that gave Cincinnati a 45-31 lead.

The Bearcats came out of the break red hot, making seven of their first nine shots after the break. Thomas buried a 3-pointer and a long jumper, while Skillings Jr. had a rim-rattling dunk and fastbreak layup on consecutive possessions that sent the Fifth Third Arena crowd into a frenzy and put Cincinnati in front by 18 at the 15-minute mark in the second half.

A 3 by freshman guard Jizzle James gave the Bearcats a 20-point lead, 64-44, with 13:22 left.

The Bearcats had three turnovers in the game's first five minutes as NKU held an early 12-9 advantage despite missing eight of its first 12 shots in a back-and-forth beginning to the game.

Skillings Jr. was dominant off the bench, scoring 14 points and grabbing seven rebounds off the bench before halftime.

Lakhin's 3-ball followed by a Skillings Jr. reverse layup putback capped an 8-0 UC run that put the Bearcats in front 17-12.

The Norse missed its first seven 3-point attempts, but wing Sam Vinson's long 3 brought Northern Kentucky within a point.

FROM WES MILLER

"Needless to say, I am pleased with the outcome of the game. I'm pleased with our play, certainly in segments. Are there some things that I'm not pleased with? Absolutely. You all know, I'll try and be positive until midnight, and I'll get real negative, but I do want to think it's so important for kids to enjoy wins. There were some good things that happened tonight, the first thing that jumps off the page to me is eighteen offensive rebounds. That's important to our team. I thought we set a tone there early. I don't like that NKU got 11 offensive rebounds, but they are top 25 in the country in offensive rebounding efficiency coming into the night. So, I don't like that they got 11, but to look down and we won the rebounding battle 45-30 tonight against a team that I really respect and a team I respect rebounding quite a bit. That was good. We had a lot of trouble last year with the match zone, I thought we did a better job tonight moving the ball, being simple, and aggressive while balancing some good shots. I was pleased with that."

COMPARISON*Offense*

UC	Team	GT
84.3	PPG	81.0
47.0	FG%	42.0
36.4	3FG%	29.9
63.9	FT%	59.7
43.0	RPG	41.3
17.5	APG	13.3
9.3	TOs PG	10.3

COMPARISON*Defense*

UC	Team	GT
64.5	PPG	73.7
41.6	FG%	44.0
24.4	3FG%	24.1
31.0	RPG	37.3
10.8	APG	9.7
12.0	TOs PG	14.0
2.5	Blocks PG	4.3
7.0	Steals PG	7.0

SERIES HISTORY

- » This is the first meeting between the teams since Cincinnati's 87-70 win in the 1996 Sweet 16, played in Lexington, Ky.
- » Stephon Marbury led the Yellow Jackets in scoring, while all five UC starters scored in double-figures.
- » The two teams were charter Metro Conference members in 1975. Georgia Tech left in 1978, while Cincinnati departed in 1991 for the Great Midwest.
- » UC has won seven-straight games against ACC foes as well, dating back to Maryland in the 2009 Maui Invitational. It also won 81-72 over Virginia Tech in last year's NIT opener, plus Florida State in the 2012 NCAA Tournament, Pittsburgh, N.C. State twice and Louisville in Maui last November.
- » Cincinnati associate head coach Chad Dollar spent the 2011-16 seasons at Georgia Tech, with the latter two as associate head coach under Brian Gregory.

ALL-TIME RESULTS

Date	Site	Result
12/21/1926	Schmidlapp Gym	W 52-25
3/5/1976	Louisville, Ky. (Metro)	W 71-60
2/12/1977	Riverfront Coliseum	W 84-73
3/5/1977	Memphis, Tenn. (Metro)	W 74-61
1/2/1978	Atlanta, Ga.	L 59-56
2/9/1978	Riverfront Coliseum	W 75-67
3/2/1978	Riverfront Coliseum	L 39-38
1/29/1979	Atlanta, Ga.	L 82-73
2/5/1979	Riverfront Coliseum	W 55-51
12/28/1994	Honolulu, Hawaii	W 69-66
3/22/1996	Lexington, Ky. (NCAA)	W 87-70



THE MILLER FILE

- » **Hometown**
- » Greensboro, N.C.
- » **Alma Mater**
- » North Carolina, 2007

COACHING EXPERIENCE

- » **2008-09: Elon**
Assistant Coach
- » **2009-10: High Point**
Assistant Coach
- » **2010-11: UNC Greensboro**
Assistant Coach
- » **2011: UNC Greensboro**
Interim Head Coach
- » **2011-21: UNC Greensboro**
Head Coach
- » **2021-Present: Cincinnati**
Head Coach

PLAYING EXPERIENCE

- » **2002-03**
James Madison
- » **2004-07**
North Carolina
- » **2007-08**
London Capitals (BBL)
- » **Member of North Carolina's 2004-05 National Championship Team**

CINCINNATI HEAD COACH WES MILLER

Wes Miller was named the 28th University of Cincinnati men's basketball head coach on April 14, 2021 after a decade as the head coach at UNC Greensboro.

Miller earned 217 wins by his 40th birthday, which ranked him 15th all-time and seventh among head coaches after 1970. Five of the names ahead of him are Naismith Memorial Basketball Hall-of-Famers as well. His 41 over his first two years at UC trail only Ed Jucker, who won national titles in 1961 and 1962, for most at the school, and he has won 20-plus games in six of his last seven seasons.

Miller is also one of three Division I head coaches to have an All-Conference guard in every year they have been at the helm (10 years or more). Landers Nolley II produced career-highs in every category en route to First-Team honors, while David DelJulius made the Third-Team for the second-straight year as he finished third nationally in assist-turnover ratio and third in UC single-season history with 192 assists. Cincinnati also broke its three-point records in each of his first two seasons.

Cincinnati's 2022-23 squad claimed its 40th, 20-win season while returning to the postseason with a trip to the NIT Quarterfinals, highlighted by an 81-72 first-round win over Virginia Tech. Cincinnati also improved its league-win total by four games. Miller's squad finished in the top-30 for turnovers for the second-straight season after coming in below 267 the previous two. UC's 77.1 ppg marked its highest since 2001-02 and up 7.7 from Miller's first year.

The 2021-22 season saw Miller become the first UC coach to start his tenure 5-0, and the fifth win was a 71-51 dismantling of No. 14 Illinois in Kansas City. It marked the Bearcats' largest margin-of-victory over a ranked opponent since 2011. David DelJulius earned Third-Team All-AAC honors as well. The team improved in many categories following its 12-11 campaign the year before, including its national rankings in turnovers per game (27 from 267) and field-goal defense (35 from 186) among many others. Not only that, UC set a program record in the fall semester with a 3.484 GPA, seeing nine student-athletes earn Dean's List accolades as well.

"I am incredibly excited to welcome Wes into the Bearcats family," Cunningham said upon Miller's hiring. "He is an extremely dynamic coach and mentor who impressed me with his drive, focus and attention to detail. He's a proven winner as a head coach and was able to rebuild a program and lead a remarkable turnaround at UNCG over the last decade. We cast a very wide net in this search and Wes emerged as the right coach to lead the Bearcats into the future."

Regarded as one of the top young coaches in college basketball, Miller built UNC Greensboro into perennial championship and NCAA Tournament contenders, was named as ESPN.com's No. 1 Coach Under 40 in May 2020 and also was tabbed for The Athletic's 40 Under 40.

Miller's collegiate head coach and mentor Roy Williams had high praise for his former player.

"Wes Miller is one of the most outstanding young coaches in our game and what he did at UNC Greensboro makes me

believe he is THE most outstanding," Williams said. "As a player at North Carolina he came closer to reaching his full potential than any player I've ever coached. His energy, his determination, his intelligence and his care for young people convinces me that he will continue at that level. I am so happy for him and the University of Cincinnati Basketball program and I look forward to being in the stands!"

AT UNCG

- The Spartans all-time winningest head coach, Miller totaled 185 wins in 10 seasons with four Southern Conference Regular-Season Championships. Over the last five years, UNCG has five-straight 20-win seasons, two NCAA Tournament appearances, two NIT appearances, two Southern Conference Tournament Championships, 125 wins and 70-20 record in conference play.
- UNCG won 21 games during the 2020-21 season along with the SoCon regular season and tournament championship and earned its second NCAA Tournament appearance in four years.
- The Spartans won 20 or more games in each of the last five seasons, including a program record 29 in 2018-19. Miller led UNCG to NCAA Tournament appearances in 2017-18 and 2020-21.

AS AN ASSISTANT COACH

- Miller, who also spent the 2010-11 season as an assistant coach at UNCG, also spent two seasons as an assistant coach at Elon and High Point. Miller also ran his own basketball camps in Charlotte and Greensboro for two summers.

PLAYING DAYS

- In three seasons as a player at North Carolina under Coach Williams, Miller helped the Tar Heels to the national championship in 2005, two Atlantic Coast Conference regular-season championships and one ACC Tournament title.
- He was team captain as a senior in 2006-07, leading UNC to 31 wins and the NCAA Elite 8 as well as the ACC regular-season and tournament titles, and a final No. 3 national ranking.
- A fan favorite at UNC, Miller authored a book entitled The Road to Blue Heaven, which was published as a diary of his experiences as a North Carolina basketball player.
- In addition to his success on the floor, Miller excelled off the court, earning ACC Academic Honor Roll recognition and the UNC Athletic Director's Scholar Athlete-Award. He earned his degree in political science from North Carolina in 2007.
- Upon his graduation from North Carolina, Miller played one season of professional basketball for the London Capitals of the British Basketball League, where he averaged 19.6 points per game to rank eighth in the league.
- Miller was a prep standout at the New Hampton School in New Hampshire. He earned a scholarship to James Madison University, where he played one season before transferring to North Carolina to become a walk-on for Coach Williams' squad.

MILLER'S YEARLY COACHING RECORD

SEASON	SCHOOL (CONF.)	OVERALL	LEAGUE (FINISH)	LEAGUE TOURNAMENT (RECORD)	POSTSEASON
2011-12	UNC Greensboro (SoCon)	11-11	10-8 (First, North)	Semifinals	
2012-13	UNC Greensboro (SoCon)	9-22	6-12 (Sixth, North)	Quarterfinals	
2013-14	UNC Greensboro (SoCon)	14-18	7-9 (Sixth)	First Round	
2014-15	UNC Greensboro (SoCon)	11-22	6-12 (Ninth)	Quarterfinals	
2015-16	UNC Greensboro (SoCon)	15-19	10-8 (Sixth)	Quarterfinals	CBI Quarterfinals
2016-17	UNC Greensboro (SoCon)	25-10	14-4 (First)	Runner-Up	NIT First Round
2017-18	UNC Greensboro (SoCon)	27-8	15-3 (First)	Champion	NCAA First Round
2018-19	UNC Greensboro (SoCon)	29-7	15-3 (Second)	Runner-Up	NIT Second Round
2019-20	UNC Greensboro (SoCon)	23-9	13-5 (Third)	Quarterfinals	
2020-21	UNC Greensboro (SoCon)	21-9	13-5 (First)	Championship	NCAA First Round
2021-22	Cincinnati (AAC)	18-15	7-11 (Eighth)	Quarterfinals	
2022-23	Cincinnati (AAC)	23-13	11-7 (Fourth)	Semifinals	NIT Quarterfinals
2023-24	Cincinnati (Big 12)	4-0	--	--	--
Head Coaching Totals		230-163	127-87		

MILLER'S RECORD AGAINST ALL OPPONENTS

Opponent	Record	Eastern Kentucky	1-0	Johnson & Wales	1-0	North Dakota State	1-0	Tennessee Tech	2-0
Appalachian State	5-2	Eastern Michigan	0-1	Kansas	0-1	Norfolk State	1-0	Tulane	1-2
Alabama A&M	1-0	Elon	2-8	Kennesaw State	1-0	North Alabama	1-0	Tulsa	2-1
Arizona	0-1	ETSU	9-8	Kentucky	0-1	North Carolina	0-3	UCF	2-2
Arkansas	0-1	Eastern Washington	1-0	La Salle	1-0	North Carolina Wesleyan	1-0	UIC	1-0
Ashland	1-0	Evansville	1-0	Lees-McRae	1-0	Northern Kentucky	2-1	UNC-Asheville	1-1
Averett	1-0	Ferrum	1-0	Liberty	2-0	Ohio	0-1	UNC-Wilmington	2-2
Belmont Abbey	2-0	Florida A&M	1-0	Lipscomb	0-1	Ohio State	0-1	USC Upstate	1-0
Bryant	2-0	Florida State	0-1	Little Rock	1-0	Prairie View A&M	1-0	Utah Valley	0-2
Campbell	1-0	Furman	11-9	Longwood	1-1	Presbyterian	3-2	VCU	0-1
Chaminade	1-0	Georgetown	1-1	Louisiana Tech	2-0	Purdue Fort-Wayne	0-1	Vermont	1-0
Chattanooga	14-8	Georgia	1-0	Louisville	1-0	Radford	2-0	Virginia	0-2
Chowan	3-0	Georgia Southern	1-3	LSU	0-1	Richmond	0-1	Virginia Tech	2-1
Citadel	20-2	Gonzaga	0-1	Mars Hill	2-0	Rutgers	0-2	VMI	12-2
Claflin	1-0	Greensboro College	4-0	Memphis	0-4	Samford	17-4	Western Carolina	11-9
College of Charleston	2-1	High Point	1-4	Mercer	11-4	San Diego	0-1	Wichita State	3-0
Coppin State	1-1	Hofstra	1-0	Miami (FL)	0-1	South Florida	3-1	William Peace	1-0
Davidson	0-4	Houston	0-6	Miami (Ohio)	2-0	SMU	3-1	Winston-Salem	1-0
Delaware	2-0	Houston Baptist	1-0	Monmouth	0-1	Southeastern Louisiana	1-0	Winthrop	0-1
Detroit Mercy	2-0	Illinois	1-0	Montana State	0-1	Southern Wesleyan	1-0	Wofford	10-12
Duke	0-1	Indiana	0-1	Navy	1-1	Stetson	1-0	Xavier	0-2
Duquense	0-1	Jacksonville	1-0	NJIT	1-0	Syracuse	0-1	Youngstown State	0-1
East Carolina	4-5	James Madison	1-0	North Carolina A&T	4-2	Temple	2-3		

STARTING BEARCATS

UIC (W)	Thomas	Newman	Lukosius	Lakhin	Oguama
Detroit Mercy (W)	Thomas	Newman	Fredrick	Lakhin	Oguama
Eastern Washington (W)	Thomas	Newman	Fredrick	Lakhin	Oguama
Northern Kentucky (W)	Thomas	Newman	Fredrick	Lakhin	Oguama

RADIO/TELEVISION CHART



DAN SKILLINGS JR.
G • 6-6 • 205 • SO
Blackwood, N.J.




DAY DAY THOMAS
G • 6-0 • 185 • JR
Bishopville, S.C.




JIZZLE JAMES
G • 6-1 • 195 • FR
Orlando, Fla.



RAYVON GRIFFITH
G • 6-7 • 180 • FR
Cincinnati, Ohio



CJ FREDRICK JR.
G • 6-3 • 185 • SR
Cincinnati, Ohio




JOSH REED
G • 6-7 • 220 • SO
Atlanta, Ga.



C.J. ANTHONY
G • 6-0 • 195 • JR
Columbus, Ohio




JAMILLE REYNOLDS
F • 6-11 • 275 • SR
St. Petersburg, Fla.




LANDEN LONG
G • 5-11 • 185 • SR
Mason, Ohio



JOHN NEWMAN III
G • 6-5 • 215 • SR
Greensboro, N.C.




CHASE KIRKWOOD
G • 6-1 • 190 • JR
Phoenix, Md.




VIKTOR LAKHIN
F • 6-11 • 240 • RJR
Anapa, Russia



ODY OGUAMA
F • 6-9 • 225 • SR
Raleigh, N.C.



SIMAS LUKOŠIUS
G • 6-8 • 225 • JR
Kaunas, Lithuania



SAGE TOLENTINO
F • 7-1 • 230 • SO
Kane'ohe, Hawaii



AZIZ BANDAOGO
F • 7-0 • 235 • SR
Dakar, Senegal



WES MILLER
Head Coach
Third Season



CHAD DOLLAR
Assoc. Head Coach
Third Season



ANDRE MORGAN
Assistant Coach
Third Season



DREW ADAMS
Assistant Coach
Second Season



JOSH LOEFFLER
Assistant Coach
First Season



JAKE THELEN
Assistant Coach
Third Season



#0 DAN SKILLINGS JR.

GUARD • 6-6 • 205 • SOPHOMORE • BLACKWOOD, N.J. (ROMAN CATHOLIC HS)

- 25 points against NKU were most by UC reserve since Jarron Cumberland in 2016
- Named by Jon Rothstein as one of the nation's 20 under-the-radar breakout players for 2023-24
- Finished with a career-high 20 points in AAC Quarterfinals vs. hometown Temple; team is 6-0 when he hits double-figures for his career
- Did not play organized basketball until the ninth grade
- Played in front of close to 100 friends and family in road Temple game
- Scored 15 points in 15 minutes in home OT win over Temple
- First-career points came off blocking a shot at the top of the key and taking it down court for a one-handed dunk
- Double-double against Bryant was UC's first for a true freshman since current Rockets rookie Tari Eason in February 2021
- Highest-touted recruit out of Wes Miller's first freshman signing class
- Added 15 lbs to his frame over first summer at UC
- Says defensive improvement for this season is where he jumped the most in offseason, to "help our team the most and our coaches"
- Most talkative and social player on the team, on and off the court

2023-24 (SOPHOMORE SEASON)

Opponent	Min	FG-FGA	3FG-FGA	FT-FTA	Off-Def-Tot	PF	A	TO	Blk	Stl	Pts
UIC	28	5-12	0-2	3-4	2-6-8	0	2	0	0	0	13
Detroit Mercy	20	4-10	3-8	0-2	1-7-8	2	2	3	0	0	11
Eastern Washington	27	4-14	1-5	0-2	1-6-7	0	0	1	0	2	9
Northern Kentucky	28	8-12	3-5	6-8	6-3-9	2	1	1	2	0	25



SEASON & CAREER STATISTICS

2023-24 SEASON			CAREER		
25 vs. NKU, 11/19/23	Pts	25 vs. NKU, 11/19/23	8 vs. NKU, 11/19/23	FG Made	8, 2x, last vs. NKU, 11/19/23
14 vs. EWU, 11/12/23	FG Atts	14, 2x, last vs. EWU, 11/12/23	3 vs. NKU, 11/19/23	3PT-FG Made	3, 3x, last vs. NKU, 11/19/23
8 vs. Detroit Mercy, 11/10/23	3PT-FG Atts	8 vs. Detroit Mercy, 11/10/23	6 vs. NKU, 11/19/23	FT Made	6 vs. NKU, 11/19/23
9 vs. NKU, 11/19/23	Rebs	13 vs. Bryant, 12/4/22	8 vs. NKU, 11/19/23	FT Atts	8 vs. NKU, 11/19/23
2 vs. UIC, 11/6/23	Assts	3 vs. Miami (OH), 12/14/22	2 vs. EWU, 11/12/23	Stls	3 vs. La Salle, 12/17/22
2 vs. NKU, 11/19/23	Blks	3 vs. La Salle, 12/17/22	28, 2x, last vs. NKU, 11/19/23	Mins	28, 2x, last vs. NKU, 11/19/23

MISCELLANEOUS STATISTICS

CATEGORY	2022-23	2023-24	CAREER
Double-Figure Scoring Games	4	3	7
Double-Figure Rebounding Games	1	0	1
Double-Double Games	1	0	1
20-Point Scoring Games	1	1	2
Games Led UC in Scoring	0	1	1
Games Led UC in Rebounding	1	1	1
Games Led UC in Assists	0	0	0
Games With 3+ Assists	1	0	1
Games With 3+ Blocks	1	0	1
Games With 3+ Steals	1	0	1
Games With 3+ Three-Pointers	2	2	4

CAREER STATISTICS

YEAR	GP-GS	MIN-AVG	TOTAL		3-PTERS		FT-FTA	REBOUNDS		PF-FO	AST	TO	BLK	STL	PTS-AVG
			FG-FGA	PCT	FG-FGA	PCT		PCT	OFF-DEF-TOT						
2022-23	35-0	510-14.6	71-187	.380	19-74	.257	23-38	.605	32-83-115	3.3	42-0	20	30	15	184-5.3
2023-24	4-0	103-25.9	21-48	.438	7-20	.350	9-16	.563	10-22-32	8.0	4-0	5	5	2	58-14.5
TOTALS	39-0	614-15.7	92-235	.391	26-94	.277	32-54	.593	42-105-147	3.8	46-0	25	35	17	242-6.2



#1 DAY DAY THOMAS

GUARD • 6-0 • 185 • JUNIOR • BISHOPVILLE, S.C. (KILGORE COLLEGE)

- Only Bearcat with double-figure scoring outings in each of first four games
- First to open UC career with four-straight double-figure scoring games since Kyle Washington's eight in 2016-17
- First newcomer to lead UC in scoring of season opener since Sean Kilpatrick in 2010
- No. 4 junior-college prospect by JucoRecruiting.com
- Held one Division I offer (Presbyterian College) out of high school
- Called and committed to UC as team was flying back from SMU road win last year
- Averaged 19.0 ppg, 6.0 rpg and 3.1 apg at Kilgore College last year, including 84.2% free-throw shooting
- Lightning-speed with team-high 2.94 3/4 court sprint time
- Will have adjustment into size and speed from junior college
- Previously played at Lee Central and Ridge View HS in South Carolina



2023-24 (JUNIOR SEASON)

Opponent	Min	FG-FGA	3FG-FGA	FT-FTA	Off-Def-Tot	PF	A	TO	Blk	Stl	Pts
UIC*	26	6-13	1-5	2-5	0-3-3	1	3	2	0	3	15
Detroit Mercy*	20	4-8	2-3	1-2	0-0-0	0	1	0	0	4	11
Eastern Washington*	24	4-11	1-4	2-2	0-4-4	5	5	1	0	0	11
Northern Kentucky*	24	8-11	2-5	2-2	1-2-3	1	2	3	0	1	20

SEASON & CAREER STATISTICS

2023-24 SEASON			CAREER		
20 vs. NKU, 11/19/23	Pts	20 vs. NKU, 11/19/23	8 vs. NKU, 11/19/23	FG Made	8 vs. NKU, 11/19/23
13 vs. UIC, 11/6/23	FG Atts	13 vs. UIC, 11/6/23	2, 2x, last vs. NKU, 11/19/23	3PT-FG Made	2, 2x, last vs. NKU, 11/19/23
5, 2x, last vs. NKU, 11/19/23	3PT-FG Atts	5, 2x, last vs. NKU, 11/19/23	2, 2x, last vs. EWU, 11/12/23	FT Made	2, 2x, last vs. EWU, 11/12/23
2, 2x, last vs. EWU, 11/12/23	FT Atts	5 vs. UIC, 11/6/23	3 vs. UIC, 11/6/23	Rebs	3 vs. UIC, 11/6/23
5 vs. UIC, 11/6/23	Assts	5 vs. EWU, 11/12/23	4 vs. Detroit Mercy, 11/10/23	Stls	4 vs. Detroit Mercy, 11/10/23
4 vs. Detroit Mercy, 11/10/23	Blks	--	26 vs. UIC, 11/6/23	Mins	26 vs. UIC, 11/6/23
--					

MISCELLANEOUS STATISTICS

CATEGORY	2023-24	CAREER
Double-Figure Scoring Games	4	4
Double-Figure Rebounding Games	0	0
Double-Double Games	0	0
20-Point Scoring Games	1	1
Games Led Team in Scoring	1	1
Games Led Team in Rebounding	0	0
Games Led Team in Assists	2	2
Games With 3+ Assists	2	2
Games With 3+ Blocks	0	0
Games With 3+ Steals	2	2
Games With 3+ Three-Pointers	0	0

CAREER STATISTICS

YEAR	GP-GS	MIN-AVG	TOTAL		3-PTERS		FT-FTA	REBOUNDS		PF-FO	AST	TO	BLK	STL	PTS-AVG
			FG-FGA	PCT	FG-FGA	PCT		PCTOFF-DEF-TOT	AVG						
2023-24	4-4	93-23.4	22-43	.512	6-17	.353	7-11	.636	1-9-10	2.5	7-1	11	6	0	8
TOTALS	4-4	93-23.4	22-43	.512	6-17	.353	7-11	.636	1-9-10	2.5	7-1	11	6	0	8



#2 JIZZLE JAMES

GUARD • 6-1 • 195 • FRESHMAN • ORLANDO, FLA. (OLYMPIA HS)

- Six turnovers in first two games (32 minutes), then had none in 16 against EWU
- Noted for his approach beyond the team practice hours
- No. 52 prospect in his class, including ninth-best point guard
- Son of 11-year NFL running back and Pro Football Hall of Famer Edgerrin James
- Full legal name is Edgerrin James Jr.
- Brother, Eden, is an All-MEAC running back at Howard, including rushing for 177 yards at Northwestern this season

2023-24 (FRESHMAN SEASON)

Opponent	Min	FG-FGA	3FG-FGA	FT-FTA	Off-Def-Tot	PF	A	TO	Blk	Stl	Pts
UIC	14	3-6	0-2	0-0	1-1-2	0	1	2	1	1	6
Detroit Mercy	19	4-6	1-1	4-4	2-0-2	1	3	4	0	0	13
Eastern Washington	16	3-4	1-2	6-7	0-2-2	2	2	0	0	0	13
Northern Kentucky	16	2-10	1-4	0-0	0-2-2	1	4	1	0	0	5



SEASON & CAREER STATISTICS

2023-24 SEASON

13, 2x, last vs. EWU, 11/12/23	Pts	13, 2x, last vs. EWU, 11/12/23
4 vs. Detroit Mercy, 11/10/23	FG Made	4 vs. Detroit Mercy, 11/10/23
10 vs. NKU, 11/19/23	FG Atts	10 vs. NKU, 11/19/23
1, 2x, last vs. EWU, 11/12/23	3PT-FG Made	1, 2x, last vs. EWU, 11/12/23
4 vs. NKU, 11/19/23	3PT-FG Atts	4 vs. NKU, 11/19/23
6 vs. EWU, 11/12/23	FT Made	6 vs. EWU, 11/12/23
7 vs. EWU, 11/12/23	FT Atts	7 vs. EWU, 11/12/23
2, 4x, last vs. NKU, 11/19/23	Rebs	2, 4x, last vs. NKU, 11/19/23
4 vs. NKU, 11/19/23	Assists	4 vs. NKU, 11/19/23
1 vs. UIC, 11/6/23	Stls	1 vs. UIC, 11/6/23
1 vs. UIC, 11/6/23	Blks	1 vs. UIC, 11/6/23
19 vs. Detroit Mercy, 11/10/23	Mins	19 vs. Detroit Mercy, 11/10/23

CAREER

MISCELLANEOUS STATISTICS

CATEGORY	2023-24	CAREER
Double-Figure Scoring Games	2	2
Double-Figure Rebounding Games	0	0
Double-Double Games	0	0
20-Point Scoring Games	0	0
Games Led Team in Scoring	0	0
Games Led Team in Rebounding	0	0
Games Led Team in Assists	0	0
Games With 3+ Assists	2	2
Games With 3+ Blocks	0	0
Games With 3+ Steals	0	0
Games With 3+ Three-Pointers	0	0

CAREER STATISTICS

YEAR	GP-GS	MIN-AVG	TOTAL		3-PTERS		FT-FTA	REBOUNDS		PF-FO	AST	TO	BLK	STL	PTS-AVG
			FG-FGA	PCT	FG-FGA	PCT		PCTOFF-DEF-TOT	AVG						
2023-24	4-0	65-16.2	12-26	.462	3-9	.333	10-11	.909	3-5-8	2.0	4-0	10	7	1	37-9.3
TOTALS	4-0	65-16.2	12-26	.462	3-9	.333	10-11	.909	3-5-8	2.0	4-0	10	7	1	37-9.3



#3 RAYVON GRIFFITH

GUARD • 6-7 • 205 • FRESHMAN • CINCINNATI, OHIO (COMPASS PREP)

- Originally attended Taft HS on Cincinnati's West End before moving to Compass Prep in Arizona for senior year
- UC's first commit of his class
- Rated No. 11 small forward and No. 54 overall prospect by 247Sports
- Led Taft to state title as a senior



SEASON & CAREER STATISTICS


2023-24 SEASON	CAREER
--	Pts
--	FG Made
--	FG Atts
--	3PT-FG Made
--	3PT-FG Atts
--	FT Made
--	FT Atts
--	Rebs
--	Assts
--	Stls
--	Blks
--	Mins

MISCELLANEOUS STATISTICS

CATEGORY	2023-24	CAREER
Double-Figure Scoring Games		0
Double-Figure Rebounding Games		0
Double-Double Games		0
20-Point Scoring Games		0
Games Led Team in Scoring		0
Games Led Team in Rebounding		0
Games Led Team in Assists		0
Games With 3+ Assists		0
Games With 3+ Blocks		0
Games With 3+ Steals		0
Games With 3+ Three-Pointers		0

CAREER STATISTICS

YEAR	GP-GS	MIN-AVG	TOTAL		3-PTERS		REBOUNDS		PF-FO	AST	TO	BLK	STL	PTS-AVG
			FG-FGA	PCT	FG-FGA	PCT	FT-FTA	PCTOFF-DEF-TOT	AVG					
2023-24														
TOTALS														



#5 CJ FREDRICK JR.

GUARD • 6-3 • 190 • GRAD • CINCINNATI, OHIO (KENTUCKY)

- Brings 113-52 record into this season between Iowa and Kentucky, including four NCAA appearances (Iowa was top-25 before COVID pause)
- Missed a combined seven games in 2022-23 for hand and rib injuries
- Scored in double-figures four times over five-game SEC stretch in 2022-23
- Kentucky was 6-0 when he made 3 or more treys, including three in SEC play
- Topped the Big Ten with a 46.1% clip (47 of 102) from 3-point range as a true freshman at Iowa in 2019-20
- Attended same high school (Covington Catholic in Ky.) as UC assistant coach Jake Thelen
- Earned 2018 Kentucky Gatorade Player of the Year award among many accolades in high school
- Engaged to Blair Green, a four-year basketball letterwinner at Kentucky who started every game last season

2023-24 (GRAD/SIXTH SEASON)

Opponent	Min	FG-FGA	3FG-FGA	FT-FTA	Off-Def-Tot	PF	A	TO	Blk	Stl	Pts
UIC	26	4-8	3-6	0-0	0-2-2	2	1	0	1	2	11
Detroit Mercy*	19	5-6	4-5	0-1	0-1-1	1	0	0	0	0	14
Eastern Washington*	24	0-2	0-1	0-0	0-1-1	3	0	1	0	0	0
Northern Kentucky*	25	1-6	1-3	0-0	1-1-2	0	3	0	0	0	3



SEASON & CAREER STATISTICS

2023-24 SEASON

14 vs. Detroit Mercy, 11/10/23	Pts	23 at Minnesota, 12/25/20
5 vs. Detroit Mercy, 11/10/23	FG Made	8 vs. North Carolina, 12/8/20
8 vs. UIC, 11/6/23	FG Atts	12, 2x, last vs. Texas A&M, 1/21/23
4 vs. Detroit Mercy, 11/10/23	3PT-FG Made	5, 3x, last at Minnesota, 12/25/20
6 vs. UIC, 11/6/23	3PT-FG Atts	10 vs. Texas A&M, 1/21/23
--	FT Made	6, 3x, last vs. Howard, 11/7/22
--	FT Atts	8 vs. Cincinnati, 12/21/19
2, 2x, last vs. NKU, 11/19/23	Rebs	5 vs. Oral Roberts, 11/15/19
3 vs. NKU, 11/19/23	Assts	6 vs. Southern Utah, 11/27/20
2 vs. UIC, 11/6/23	Stls	4 vs. S.C. State, 11/17/22
1 vs. UIC, 11/6/23	Blksl	9x, last vs. Grand Canyon, 3/20/21
26 vs. UIC, 11/6/23	Mins	39 at Minnesota, 12/25/20

MISCELLANEOUS STATISTICS

CATEGORY	19-20	20-21	21-22	22-23	23-24	CAREER
Double-Figure Scoring Games	13	6	-	10	2	31
Double-Figure Rebounding Games	0	0	-	0	0	0
Double-Double Games	0	0	-	0	0	0
20-Point Scoring Games	3	2	-	1	0	6
Games Led UC in Scoring	-	-	-	-	1	1
Games Led UC in Rebounding	-	-	-	-	-	-
Games Led UC in Assists	-	-	-	-	-	-
Games With 3+ Assists	14	7	-	6	1	28
Games With 3+ Blocks	0	0	-	0	0	0
Games With 3+ Steals	0	0	-	1	0	1
Games With 3+ Three-Pointers	6	6	-	6	2	20

CAREER STATISTICS

YEAR	GP-GS	MIN-AVG	TOTAL FG-FGA	PCT	3-PTERS FG-FGA	PCT	FT-FTA	PCT	REBOUNDS PCTOFF-DEF-TOT	AVG	PF-FO	AST	TO	BLK	STL	PTS-AVG
2018-19^									REDSHIRTED							
2019-20^	25-25	715-28.6	87-180	.483	47-102	.461	35-44	.795	16-32-48	1.9	43-0	69	32	5	17	256-10.2
2020-21^	27-27	666-24.7	72-152	.474	36-76	.474	23-34	.676	5-24-29	1.1	25-0	52	10	4	10	203-7.5
2021-22&									DNP - MEDICAL REDSHIRT							
2022-23&	27-15	601-22.3	54-154	.351	34-107	.318	22-24	.917	6-15-21	0.8	30-0	41	14	0	14	164-6.1
2023-24	4-3	93-23.2	10-22	.455	8-15	.533	0-1	.000	1-5-6	1.5	6-0	4	1	1	2	28-7.0
TOTALS	83-70	2076-25.0	223-508	.439	125-300	.417	80-103	.777	28-76-104	1.3	104-0	166	57	10	43	651-7.8

^Iowa, &Kentucky



#10 JOSH REED

GUARD • 6-7 • 220 • SOPHOMORE • ATLANTA, GA. (PACE ACADEMY)

- Career-highs of 12 boards in 25 minutes against Detroit Mercy
- Mother, Chenoah (formerly Turner), led South Fla. in blocked shots in 1989-90
- Graded as top defender in Xavier and Wichita State games, something Wes Miller remarked has been extremely rare for a freshman in his coaching career
- Scored all seven of his Arizona points over final 48 seconds
- Made his collegiate debut at NKU, promptly drawing a three-point play and connecting on a corner three; was potentially going to redshirt
- Expected to see playing time with John Newman III's extended injury leave, combining with Skillings and Hensley around the three-spot
- Member of the Rivals Top 150
- Two-time state champion, arriving on scene early as Freshman of the Year
- Good knack for cuts to the basket with significant three-point capabilities

2023-24 (SOPHOMORE SEASON)

Opponent	Min	FG-FGA	3FG-FGA	FT-FTA	Off-Def-Tot	PF	A	TO	Blk	Stl	Pts
UIC	10	0-1	0-1	0-0	0-0-0	0	0	0	0	0	0
Detroit Mercy	25	2-7	1-4	0-2	5-7-12	1	4	3	0	0	5
Eastern Washington	10	1-2	0-1	0-0	0-0-0	1	0	0	0	1	2
Northern Kentucky	7	1-2	1-1	0-0	0-0-0	2	1	0	0	0	3



SEASON & CAREER STATISTICS

2023-24 SEASON			CAREER	
5 vs. Detroit Mercy, 11/10/23	Pts	10 vs. Bryant, 12/4/22		
2 vs. Detroit Mercy, 11/10/23	FG Made	4 vs. Bryant, 12/4/22		
7 vs. Detroit Mercy, 11/10/23	FG Atts	5, 2×, last vs. Miami, 12/14/22		
1, 2×, last vs. NKU, 11/19/23	3PT-FG Made	3 vs. ECU, 1/11/23		
4 vs. Detroit Mercy, 11/10/23	3PT-FG Atts	3 vs. ECU, 1/11/23		
--	FT Made	2 vs. Ohio State, 11/22/22		
2 vs. Detroit Mercy, 11/10/23	FT Atts	2, 2×, last vs. Ohio State, 11/22/22		
12 vs. Detroit Mercy, 11/10/23	Rebs	12 vs. Detroit Mercy, 11/10/23		
4 vs. Detroit Mercy, 11/10/23	Assts	4 vs. Detroit Mercy, 11/10/23		
1 vs. EWU, 11/12/23	Stls	1, 2×, last vs. Miami (OH), 12/14/22		
--	Blks	2 vs. Bryant, 12/4/22		
25 vs. Detroit Mercy, 11/10/23	Mins	25 vs. Detroit Mercy, 11/10/23		

MISCELLANEOUS STATISTICS

CATEGORY	2022-23	2023-24	CAREER
Double-Figure Scoring Games	1	0	1
Double-Figure Rebounding Games	0	1	1
Double-Double Games	0	0	0
20-Point Scoring Games	0	0	0
Games Led Team in Scoring	0	0	0
Games Led Team in Rebounding	1	1	2
Games Led Team in Assists	0	0	0
Games With 3+ Assists	0	1	1
Games With 3+ Blocks	0	0	0
Games With 3+ Steals	0	0	0
Games With 3+ Three-Pointers	1	0	1

CAREER STATISTICS

YEAR	GP-GS	MIN-AVG	TOTAL		3-PTERS		FT-FTA	REBOUNDS			PF-FO	AST	TO	BLK	STL	PTS-AVG
			FG-FGA	PCT	FG-FGA	PCT		PCT	OFF-DEF-TOT	AVG						
2022-23	29-0	233-8.0	15-44	.341	10-25	.400	3-8	.375	19-30-49	1.7	13-0	7	6	6	2	43-1.5
2023-24	4-0	52-13.0	4-12	.333	2-7	.286	0-2	.000	5-7-12	3.0	4-0	5	3	0	1	10-2.5
TOTALS	33-0	285-8.6	19-56	.339	12-32	.375	3-10	.300	24-37-61	1.8	17-0	12	9	6	3	53-1.6



#11 C.J. ANTHONY

GUARD • 6-0 • 195 • JUNIOR • COLUMBUS, OHIO (PUTNAM SCIENCE ACADEMY)

- Walk-on
- Has earned recognition in offseason for improvement; could see more minutes
- Was only freshman on last season's team

2023-24 (JUNIOR SEASON)

Opponent	Min	FG-FGA	3FG-FGA	FT-FTA	Off-Def-Tot	PF	A	TO	Blk	Stl	Pts
UIC				DNP							
Detroit Mercy	8	2-5	0-1	0-0	2-2-4	1	1	1	0	0	4
Eastern Washington				DNP							
Northern Kentucky	1	0-0	0-0	0-0	0-0-0	0	0	0	0	0	0



SEASON & CAREER STATISTICS

2023-24 SEASON

4 vs. Detroit Mercy, 11/10/23	Pts	4, 2x, last vs. Detroit Mercy, 11/10/23	CAREER
2 vs. Detroit Mercy, 11/10/23	FG Made	2 vs. Detroit Mercy, 11/10/23	
5 vs. Detroit Mercy, 11/10/23	FG Atts	5 vs. Detroit Mercy, 11/10/23	
--	3PT-FG Made	1, 2x, last 1 vs. Miami, 12/14/22	
1 vs. Det. Mercy, 11/10/23	3PT-FG Atts	2 vs. Florida A&M, 12/14/21	
--	FT Made	vs. Houston, 3/11/23	
--	FT Atts	2, 2x, last vs. Houston, 3/11/23	
4 vs. Detroit Mercy, 11/10/23	Rebs	4 vs. Detroit Mercy, 11/10/23	
1 vs. Detroit Mercy, 11/10/23	Assts	1, 5x, last vs. Detroit Mercy, 11/10/23	
--	Stls	--	
--	Blks	--	
8 vs. Detroit Mercy, 11/10/23	Mins	8 vs. Detroit Mercy, 11/10/23	

MISCELLANEOUS STATISTICS

CATEGORY	2021-22	2022-23	2023-24	CAREER
Double-Figure Scoring Games	0	0	0	0
Double-Figure Rebounding Games	0	0	0	0
Double-Double Games	0	0	0	0
20-Point Scoring Games	0	0	0	0
Games Led Team in Scoring	0	0	0	0
Games Led Team in Rebounding	0	0	0	0
Games Led Team in Assists	0	0	0	0
Games With 3+ Assists	0	0	0	0
Games With 3+ Blocks	0	0	0	0
Games With 3+ Steals	0	0	0	0
Games With 3+ Three-Pointers	0	0	0	0

CAREER STATISTICS

YEAR	GP-GS	MIN-AVG	TOTAL		3-PTERS		FT-FTA	REBOUNDS		PF-FO	AST	TO	BLK	STL	PTS-AVG
			FG-FGA	PCT	FG-FGA	PCT		PCTOFF-DEF-TOT	AVG						
2021-22	10-0	15-1.5	2-9	.222	1-7	.143	1-4	.250	2-2-4	0.4	0-0	2	1	0	6-0.6
2022-23	14-0	26-1.9	2-6	.333	1-4	.250	2-4	.500	0-4-4	0.3	4-0	3	2	0	7-0.5
2023-24	1-0	8-8.2	2-5	.400	0-1	.000	0-0	.000	2-2-4	4.0	1-0	1	1	0	4-4.0
TOTALS	25-0	49-2.0	6-20	.300	2-12	.167	3-8	.375	4-8-12	0.5	5-0	6	4	0	17-0.7



#13 JAMILLE REYNOLDS

- Coach Miller refers to him as “one of the best frontcourt passers I’ve coached”
- Elite body transformation includes cutting 45 pounds following his summer arrival
- Averaged 11.5 ppg on 10-of-14 shooting in two games against Cincinnati
- Also boasted 14.5 ppg and 9.5 rpg in back-to-back outings against Villanova and Vanderbilt
- All three of his college coaches have elite resumes: Johnny Dawkins (UCF) was National Player of the Year at Duke, Aaron McKie played 14 years in the NBA, and Wes Miller won an NCAA title as a player

2022-23 (JUNIOR SEASON)

Opponent	Min	FG-FGA	3FG-FGA	FT-FTA	Off-Def-Tot	PF	A	TO	Blk	Stl	Pts
Wagner	12	3-8	0-0	1-2	1-1-2	4	0	1	1	0	7
Villanova	23	7-12	0-0	0-1	5-7-12	3	0	3	1	0	14
Vanderbilt	29	7-11	0-0	1-4	1-6-7	2	1	0	1	0	15
Rutgers	31	7-12	0-0	3-3	1-8-9	2	0	1	1	2	17
St. John's (NY)	29	8-10	1-1	4-4	2-6-8	2	1	3	0	0	21
Richmond	18	0-1	0-1	0-0	1-4-5	3	0	3	3	0	0
Drexel	19	5-7	0-0	0-0	1-3-4	1	0	2	1	0	10
La Salle	22	3-6	0-0	4-5	0-8-8	2	2	2	1	0	10
VCU	18	3-5	0-0	1-2	1-1-2	1	0	2	1	0	7
St. Joseph's	15	4-5	0-0	0-0	1-2-3	3	0	1	0	0	8
Penn	25	6-11	0-0	1-2	4-5-9	0	0	1	2	0	13
South Florida	12	1-3	0-0	0-1	1-2-3	4	3	1	1	0	2
UCF	21	7-9	0-0	2-6	3-2-5	3	1	5	2	0	16
Houston	23	3-4	0-0	5-6	2-4-6	3	0	0	1	1	11
SMU	14	3-5	0-0	3-3	1-2-3	4	2	3	0	0	9
Memphis	17	2-4	0-0	0-2	1-5-6	1	1	1	0	0	4
Wichita State	13	3-7	0-0	2-3	2-2-4	2	0	2	0	2	8
Tulsa	17	3-6	0-0	0-0	0-5-5	0	1	0	2	0	6
Cincinnati	21	4-7	0-0	3-7	1-2-3	3	0	1	0	1	11
UCF	17	1-4	0-0	2-3	3-1-4	3	2	0	0	0	4
Tulane	19	7-10	0-0	3-4	4-1-5	5	1	2	5	2	17
Cincinnati	22	6-7	0-0	0-0	2-3-5	2	0	3	1	0	12



SEASON & CAREER STATISTICS

2022-23 SEASON

21 vs. St. John's, 11/21/22	Pts	21 vs. St. John's, 11/21/22
8 vs. St. John's, 11/21/22	FG Made	8 vs. St. John's, 11/21/22
12, 2x, last vs. Rutgers, 11/18/22	FG Atts	12, 2x, last vs. Rutgers, 11/18/22
1 vs. St. John's, 11/21/22	3PT-FG Made	1 vs. St. John's, 11/21/22
1, 2x, last vs. Richmond, 11/22/22	3PT-FG Atts	1, 2x, last vs. Richmond, 11/22/22
5 vs. Houston, 2/5/23	FT Made	5, 3x, last vs. Houston, 2/5/23
7 at Cincinnati, 2/22/23	FT Atts	7, 3x, last at Cincinnati, 2/22/23
12 vs. Villanova, 11/11/22	Rebs	12 vs. Villanova, 11/11/22
3 vs. South Florida, 1/25/23	Assts	3 vs. South Florida, 1/25/23
2, 3x, last at Tulane, 3/5/23	Stls	2, 5x, last at Tulane, 3/5/23
5 at Tulane, 3/5/23	Blks	5 at Tulane, 3/5/23
31 vs. Rutgers, 11/18/22	Mins	31 vs. Rutgers, 11/18/22


MISCELLANEOUS STATISTICS

CATEGORY	2020-21	2021-22	2022-23	CAREER
Double-Figure Scoring Games	3	1	12	16
Double-Figure Rebounding Games	0	0	1	1
Double-Double Games	0	0	1	1
20-Point Scoring Games	0	0	1	1
Games Led UC in Scoring	-	-	-	-
Games Led UC in Rebounding	-	-	-	-
Games Led UC in Assists	-	-	-	-
Games With 3+ Assists	0	0	1	1
Games With 3+ Blocks	1	0	1	2
Games With 3+ Steals	0	0	0	0
Games With 3+ Three-Pointers	0	0	0	0

CAREER STATISTICS

YEAR	GP-GS	MIN-AVG	TOTAL FG-FGA	PCT	3-PTERS FG-FGA	PCT	FT-FTA	PCT	REBOUNDS PCTOFF-DEF-TOT	AVG	PF-FO	AST	TO	BLK	STL	PTS-AVG
2019-20*	20-13	256-12.8	37-76	.487	0-1	.000	26-35	.743	22-36-58	2.9	36-0	6	30	8	4	100-5.0
2020-21*	25-0	242-9.7	30-61	.492	1-1	1.000	24-37	.649	21-29-50	2.0	31-0	4	21	11	5	85-3.4
2021-22#	22-11	439-19.9	93-154	.604	1-2	.500	35-58	.603	38-80-118	5.4	53-1	15	37	24	8	222-10.1
TOTALS	67-24	936-14.0	160-291	.550	2-4	.500	85-130	.654	81-145-226	3.4	120-1	25	88	43	17	407-6.1

*UCF, #Temple



#14 LANDEN LONG

GUARD • 5-11 • 185 • GRAD • MASON, OHIO (OHIO NORTHERN)

- Walk-on; comes to UC following standout four-year career at Ohio Northern
- Pursuing his MBA degree from UC, joining the team in August
- Posted a 35-point scoring effort his junior year against Manchester

2023-24 (GRAD SEASON)

Opponent	Min	FG-FGA	3FG-FGA	FT-FTA	Off-Def-Tot	PF	A	TO	Blk	Stl	Pts
UIC				DNP							
Detroit Mercy	2	0-0	0-0	0-0	0-0-0	0	0	0	0	0	0
Eastern Washington				DNP							
Northern Kentucky				DNP							



SEASON & CAREER STATISTICS

2022-23 SEASON

	Pts	Career
24 vs. Baldwin-Wallace, 1/15/23	35	at Manchester, 11/16/21
8, 2× (last vs. Bald.-Wall., 1/15/23)	FG Made	13 at Manchester, 11/16/21
13, 4× (last vs. Otterbein, 1/22/23)	FG Atts	20 at Manchester, 11/16/21
4, 2× (last vs. Otterbein, 1/22/23)	3PT-FG Made	6 at Manchester, 11/16/21
9, 2× (last vs. Marietta, 1/18/23)	3PT-FG Atts	9, 2× (last vs. Marietta, 1/18/23)
6 vs. Otterbein, 1/22/23	FT Made	6 vs. Otterbein, 1/22/23
7 vs. Otterbein, 1/22/23	FT Atts	7 vs. Otterbein, 1/22/23
7 vs. Purdue-Fort Wayne, 11/24/22	Rebs	7 vs. Purdue-Fort Wayne, 11/24/22
4 at Mount Union, 12/7/22	Assts	6 at Buffalo State, 11/19/21
4 at Denison, 11/15/22	Stls	4 at Denison, 11/15/22
--	Blks	1 vs. Heidelberg, 2/20/21
37, 2× (last vs. Bald.-Wall., 1/15/23)	Mins	44 at Buffalo State, 11/19/21

MISCELLANEOUS STATISTICS

CATEGORY	19-20	20-21	21-22	22-23	CAREER
Double-Figure Scoring Games					
Double-Figure Rebounding Games					
Double-Double Games					
20-Point Scoring Games					
Games Led Team in Scoring					
Games Led Team in Rebounding					
Games Led Team in Assists					
Games With 3+ Assists					
Games With 3+ Blocks					
Games With 3+ Steals					
Games With 3+ 3-Pointers					

CAREER STATISTICS

YEAR	GP-GS	MIN-AVG	TOTAL FG-FGA	PCT	3-PTERS FG-FGA	PCT	FT-FTA	PCT	REBOUNDS PCTOFF-DEF-TOT	AVG	PF-FO	AST	TO	BLK	STL	PTS-AVG
2019-20*	25-21	739-29.5	93-233	.399	37-127	.291	51-61	.836	11-54-65	2.6	29-0	32	42	0	18	274-11.0
2020-21*	12-12	363-30.2	39-92	.424	17-45	.378	38-46	.826	7-20-27	2.3	15-0	12	18	1	11	133-11.1
2021-22*	23-20	629-27.3	83-190	.437	31-91	.341	25-37	.676	14-44-58	2.5	37-0	48	39	0	16	222-9.7
2022-23*	24-23	595-24.8	93-219	.425	33-85	.388	42-53	.792	10-43-53	2.2	30-1	41	32	0	20	261-10.9
2023-24	1-0	2-1.6	0-0	.000	0-0	.000	0-0	.000	0-0-0	0.0	0-0	0	0	0	0	0-0.0
TOTALS	85-76	2327-27.4	308-734	.420	118-348	.339	156-197	.792	42-161-203	2.4	111-1	133	131	1	65	890-10.5

*Ohio Northern



#15 JOHN NEWMAN III

GUARD • 6-5 • 215 • GRAD STUDENT • GREENSBORO, N.C. (CLEMSON)

- Opened season with posterizing dunks in each of first four games
- Earned master's degree from UC after completing his Clemson studies in three years; one of six active players nationally with his master's degree
- Described by Miller as heart and soul of the team, with his early 2022-23 injury turning out to be a major blow to the team that took a while to overcome
- Landers Nolley, a former rival in the ACC and AAC, said last year "every day I wake up knowing I have to go against him, I know it's gonna be a bad day"
- Named to NABC Honors Court this summer following final season at Clemson
- Suffered injury during 2020 ACC Tournament prior to its COVID cancellation
- Named to NABC Honors Court in summer following final season at Clemson
- Attended Greensboro Day School; has known Wes Miller since seventh grade
- Father played at James Madison; distant cousin, Johnny Newman, played at Richmond and then NBA for 17 years

2023-24 (GRAD/SIXTH SEASON)

Opponent	Min	FG-FGA	3FG-FGA	FT-FTA	Off-Def-Tot	PF	A	TO	Blk	Stl	Pts
UIC*	27	3-5	0-1	0-0	1-2-3	1	1	0	0	2	6
Detroit Mercy*	20	4-7	3-5	2-4	2-6-8	0	3	0	0	0	13
Eastern Washington*	31	3-5	2-2	2-4	1-4-5	4	2	2	0	1	10
Northern Kentucky*	26	4-7	0-1	1-1	0-3-3	1	0	1	1	3	9



SEASON & CAREER STATISTICS

2023-24 SEASON	Career
13 vs. Detroit Mercy, 11/10/23	Pts 23 vs. Louisville, 2/15/20
7, 2×, last vs. NKU, 11/19/23	FG Atts 13, 2× (last vs. Maryland, 12/9/20)
4, 2×, last vs. NKU, 11/19/23	FG Made 7, 2× (last vs. Louisville, 2/15/20)
5 vs. Detroit Mercy, 11/10/23	3PT-FG Atts 7 vs. Syracuse, 1/28/20
3 vs. Detroit Mercy, 11/10/23	3PT-FG Made 3, 3× (last at D Mercy, 11/10/23)
4, 2×, last vs. EWU, 11/12/23	FT Atts 7, 3× (last at Xavier, 12/11/21)
2, 2×, last vs. EWU, 11/12/23	FT Made 7 vs. Louisville, 2/15/20
8 vs. Detroit Mercy, 11/10/23	Rebs 10 at Boston College, 2/22/20
3 vs. Detroit Mercy, 11/10/23	Assts 5, 3× (last vs. ECU, 3/10/22)
3 vs. NKU, 11/19/23	Stls 4, 4× (last vs. ECU, 1/12/22)
--	Blks 2, 6× (last at Memphis, 1/9/22)
27 vs. UIC, 11/6/23	Mins 43 at UNC, 1/11/20

MISCELLANEOUS STATISTICS

CATEGORY	18-19	19-20	20-21	21-22	23-24	CAREER
Double-Figure Scoring	0	10	3	9	2	24
Double-Figure Rebounding	0	1	0	0	0	1
Double-Double Games	0	1	0	0	0	1
20-Point Scoring Games	0	1	0	0	0	1
Games Led UC in Scoring				2	0	2
Games Led UC in Rebs				6	0	6
Games Led UC in Assists				4	0	4
Games With 3+ Assists	0	14	3	9	1	27
Games With 3+ Blocks	0	0	0	0	0	0
Games With 3+ Steals	0	3	0	2	1	6
Games With 3+ 3-Pointers	0	1	0	1	1	3

CAREER STATISTICS

YEAR	GP-GS	MIN-AVG	FG-FGA	PCT	3-PT-FGA	PCT	FT-FTA	PCT	OFF-DEF-TOT	AVG	PF-FO	AST	TO	BLK	STL	PTS-AVG
2018-19*	34-1	407-12.0	28-73	.384	19-45	.422	6-11	.545	15-45-60	1.8	31-0	15	19	5	12	71-2.1
2019-20*	31-31	982-31.7	103-234	.440	27-89	.333	61-84	.726	16-106-122	3.9	58-2	68	41	15	31	294-9.5
2020-21*	22-8	342-15.5	31-91	.341	8-32	.250	12-13	.923	11-34-45	2.0	31-0	24	24	3	12	82-3.7
2021-22	32-31	829-25.9	83-205	.404	25-75	.333	29-52	.557	44-90-134	4.2	77-3	54	33	7	32	220-6.7
2022-23	1-0	11-10.6	0-0	.000	0-0	.000	0-0	.000	2-0-2	2.0	1-0	0	1	0	1	0-0.0
2023-24	4-4	105-26.1	14-24	.583	5-9	.556	5-9	.556	4-15-19	4.8	6-0	6	3	1	6	38-9.5
TOTAL	124-75	2674-21.6	259-627	.413	74-233	.318	113-169	.669	92-290-382	3.1	204-5	167	121	31	94	705-5.7

*Clemson



#21 CHASE KIRKWOOD

GUARD • 6-1 • 190 • JUNIOR • PHOENIX, MD. (ARKANSAS)

- Manager and practice player in 2021-22 season
- Took part in team workouts in Summer 2022 and earned walk-on spot
- Attended Arkansas in 2020-21 academic year
- Suffered injury at Arkansas that prevented him from being cleared to be a walk on at UC last season

2023-24 (JUNIOR SEASON)

Opponent	Min	FG-FGA	3FG-FGA	FT-FTA	Off-Def-Tot	PF	A	TO	Blk	Stl	Pts
UIC				DNP							
Detroit Mercy	2	0-0	0-0	0-0	0-0-0	0	0	0	0	0	0
Eastern Washington				DNP							
Northern Kentucky				DNP							



SEASON & CAREER STATISTICS

2022-23 SEASON

	Pts	CAREER
--	FG Made	--
--	FG Atts	--
1 vs. Bryant, 12/4/22	3PT-FG Made	1 vs. Bryant, 12/4/22
--	3PT-FG Atts	--
1 vs. Chaminade, 11/7/22	FT Made	1 vs. Chaminade, 11/7/22
--	FT Atts	--
--	Rebs	--
--	Assts	--
--	Stls	--
--	Blks	--
3 vs. Chaminade, 11/7/22	Mins	3 vs. Chaminade, 11/7/22


MISCELLANEOUS STATISTICS

CATEGORY	2022-23	CAREER
Double-Figure Scoring Games	0	0
Double-Figure Rebounding Games	0	0
Double-Double Games	0	0
20-Point Scoring Games	0	0
Games Led Team in Scoring	0	0
Games Led Team in Rebounding	0	0
Games Led Team in Assists	0	0
Games With 3+ Assists	0	0
Games With 3+ Blocks	0	0
Games With 3+ Steals	0	0
Games With 3+ Three-Pointers	0	0

CAREER STATISTICS

YEAR	GP-GS	MIN-AVG	TOTAL FG-FGA	PCT	3-PTERS FG-FGA	PCT	FT-FTA	PCT	OFF-DEF-TOT	AVG	PF-FO	AST	TO	BLK	STL	PTS-AVG
2021-22																
2022-23	9-0	11-1.2	0-2	.000	0-1	.000	0-1	.000	0-0-0	0.0	1-0	0	0	0	1	0-0.0
2023-24	1-0	2-1.6	0-0	.000	0-0	.000	0-0	.000	0-0-0	0.0	0-0	0	0	0	0	0-0.0
TOTALS	10-0	13-1.3	0-2	.000	0-1	.000	0-1	.000	0-0-0	0.0	1-0	0	0	0	1	0-0.0

STUDENT MANAGER/PRACTICE PLAYER



#30 VIKTOR LAKHIN

FORWARD • 6-11 • 240 • RS JUNIOR • ANAPA, RUSSIA (CSKA-2)

- Career-high 26 points against EWU marked most by a UC big since Kyle Washington in February 2017
- Back-to-back doubles against EWU (26-11) and NKU (14-14)
- Three treys so far this season, matching his career total prior to 2023-24
- Tied the AAC tournament individual block record with seven blocks in AAC Quarterfinals vs. Temple
- 15th nationally, first in AAC, with 61.7 field-goal percentage in 2022-23
- Eight blocks at SMU were most by AAC player since November 2017 as well as sixth-most in UC history (last: Eric Hicks in 2006 vs. Marquette)
- Left Feb. 7 game at Tulane early with lower-body injury, as did Rob Phinisee
- Had 13-straight double-figure scoring games in one 2022-23 stretch
- Earned first-career start on Opening Night; posted team-high six rebounds
- Posted second-career double-double in Cleveland State win, including career-highs in points (14), rebounds (12) and blocks (3)
- Had two behind-the-back assists last season
- Decreased his body fat by 3.5 percent going into this season
- Most-improved Bearcat on bench press for 2021-22, adding 10 reps
- Missed first season due to torn meniscus in left knee
- Notes American game is more skill; European game is more thinking
- First teammate he opened up with as a freshman was Mika Adams-Woods; also has said Landers Nolley II is his favorite part of the program



2023-24 (RS JUNIOR SEASON)

Opponent	Min	FG-FGA	3FG-FGA	FT-FTA	Off-Def-Tot	PF	A	TO	Blk	Stl	Pts
UIC*	24	2-8	0-2	3-4	3-5-8	3	1	1	0	2	7
Detroit Mercy*	18	4-7	0-1	0-0	2-3-5	1	4	2	1	1	8
Eastern Washington*	26	9-12	2-3	6-8	5-6-11	2	1	0	1	1	26
Northern Kentucky*	30	6-11	1-3	1-2	6-8-14	0	3	0	0	1	14

SEASON & CAREER STATISTICS

2023-24 SEASON

26 vs. EWU, 11/12/23	Pts	22 vs. Memphis, 1/22/23
9 vs. EWU, 11/12/23	FG Made	11 vs. Memphis, 1/22/23
12 vs. EWU, 11/12/23	FG Atts	14, 2x, last vs. Memphis, 1/22/23
2 vs. EWU, 11/12/23	3PT-FG Made	2 vs. EWU, 11/12/23
3 vs. EWU, 11/12/23	3PT-FG Atts	3 vs. EWU, 11/12/23
6 vs. EWU, 11/12/23	FT Made	8 vs. Houston 1/8/23
8 vs. EWU, 11/12/23	FT Atts	10, 2x, vs. Houston 1/8/23
14 vs. NKU, 11/19/23	Rebs	15 vs. Detroit Mercy 12/21/22
4 vs. EWU, 11/12/23	Assts	4 vs. EWU, 11/12/23
2 vs. UIC, 11/6/23	Stls	4 vs. UCF, 2/4/23
1, 2x, last vs. EWU, 11/12/23	Blks	8 at SMU, 1/14/23
30 vs. NKU, 11/19/23	Mins	34 vs. UCF, 2/4/23

MISCELLANEOUS STATISTICS

CATEGORY	2021-22	2022-23	2023-24	CAREER
Double-Figure Scoring Games	2	21	2	25
Double-Figure Rebounding Games	1	9	2	12
Double-Double Games	1	7	2	10
20-Point Scoring Games	0	2	1	3
Games Led UC in Scoring	0	7	1	8
Games Led UC in Rebounding	3	15	3	21
Games Led UC in Assists	0	0	0	0
Games With 3+ Assists	0	0	2	2
Games With 3+ Blocks	0	3	0	3
Games With 3+ Steals	1	4	0	5
Games With 3+ Three-Pointers	0	0	0	0

CAREER STATISTICS

YEAR	GP-GS	MIN-AVG	TOTAL FG-FGA	PCT	3-PTERS FG-FGA	PCT	FT-FTA	PCT	REBOUNDS PCT	OFF-DEF-TOT	AVG	PF-FO	AST	TO	BLK	STL	PTS-AVG
2020-21																	
2021-22	29-0	317-10.9	50-93	.538	1-7	.143	22-40	.550	38-64	102	3.5	44-1	7	28	9	19	123-4.2
2022-23	33-32	777-23.6	158-256	.617	2-4	.500	65-116	.560	76-158	234	7.1	86-5	17	42	46	39	383-11.6
2023-24	4-4	99-24.8	21-38	.553	3-9	.333	10-14	.714	16-22	38	9.5	6-0	9	3	2	5	55-13.8
TOTAL	66-36	1193-18.1	229-387	.592	6-20	.300	97-170	.571	130-244	374	5.7	136-6	33	73	57	63	561-8.5



#33 ODY OGUAMA

FORWARD • 6-9 • 225 • GRAD • RALEIGH, N.C. (WAKE FOREST)

- Cincinnati's Team Defensive Player of the Year winner in 2022-23
- CSC Academic All-District honoree; also graduated in May 2023
- All six of his 2022-23 double-figure scoring games began with Feb. 7 at Tulane
- Recorded 12 rebounds in AAC Quarterfinals vs. Temple
- Cincinnati is 15-4 when he gets six or more rebounds dating back to last year
- Career-highs in points (16), rebounds (13) and minutes (34) at Tulane after Lakhin injury in first half
- Followed it with 18 points on 9-for-9 shooting against USF, the most makes on perfect shooting by a Bearcat since Jason Maxiell at DePaul in 2002
- Team's Legion of Excellence honoree in 2021-22 for highest GPA
- Made first 2022-23 start at Wichita State, matching career-high of three blocks
- Averaged 12.5 mpg and shot 43.8 percent in November before 20.0 mpg and 67.5 percent for December
- Major energy boost off the bench in the paint in 2021-22
- Earned first UC start against Memphis on Feb. 15, 2022
- Matched career-high 12 rebounds (also 2021 at Miami, Fla.) against ECU, one of three UC players with 12 or more off the bench since 2010-11

2023-24 (GRAD SEASON)

Opponent	Min	FG-FGA	3FG-FGA	FT-FTA	Off-Def-Tot	PF	A	TO	Blk	Stl	Pts
UIC*	21	3-3	0-0	0-0	1-7-8	2	1	1	0	1	6
Detroit Mercy*	21	2-5	0-0	0-0	3-4-7	4	0	0	1	0	4
Eastern Washington*	17	0-2	0-0	3-6	0-4-4	2	0	0	1	1	3
Northern Kentucky*	14	2-3	0-0	0-0	2-1-3	3	0	0	1	1	4



SEASON & CAREER STATISTICS

2023-24 SEASON

6 vs. UIC, 11/6/23	Pts	18 vs. South Florida, 2/11/23
3 vs. UIC, 11/6/23	FG Made	9 vs. South Florida, 2/11/23
5 vs. Detroit Mercy, 11/10/23	FG Atts	12 at Notre Dame, 2/2/21
--	3PT-FG Made	--
--	3PT-FG Atts	--
3 vs. EWU, 11/12/23	FT Made	5, 2x, last vs. FAMU, 12/14/21
6 vs. EWU, 11/12/23	FT Atts	8 vs. Boston College, 1/19/20
8 vs. UIC, 11/6/23	Rebs	13 at Tulane, 2/7/23
1 vs. UIC, 11/6/23	Assists	2, 3x, last vs. ECU, 11/13/22
1, 3x, last vs. NKU, 11/19/23	Stls	3 vs. Bryant, 12/5/21
1, 3x, last vs. NKU, 11/19/23	Blks	3, 5x, last at Wichita St., 1/5/23
21 vs. UIC, 11/6/23	Mins	34 at Tulane, 2/7/23

MISCELLANEOUS STATISTICS

CATEGORY	19-20	20-21	21-22	22-23	23-24	CAREER
Double-Figure Scoring Games	2	6	2	6	0	16
Double-Figure Rebounding Games	1	3	2	5	0	11
Double-Double Games	1	1	0	2	0	4
20-Point Scoring Games	0	0	0	0	0	0
Games Led UC in Scoring			0	1	0	1
Games Led UC in Rebounding			7	7	1	15
Games Led UC in Assists			1	0	0	1
Games With 3+ Assists	0	0	0	0	0	0
Games With 3+ Blocks	3	0	1	1	0	5
Games With 3+ Steals	0	0	1	0	0	1
Games With 3+ 3-Pointers	0	0	0	0	0	0

CAREER STATISTICS

YEAR	GP-GS	MIN-AVG	TOTAL FG-FGA	PCT	3-PTERS FG-FGA	PCT	FT-FTA	PCT	REBOUNDS PCTOFF-DEF-TOT	AVG	PF-FO	AST	TO	BLK	STL	PTS-AVG
2019-20*	31-24	461-14.9	31-57	.544	0-0	.000	29-43	.674	47-73-120	3.9	84-3	3	25	24	9	91-2.9
2020-21*	20-18	440-22.0	53-114	.465	0-0	.000	45-67	.672	47-61-108	5.4	55-2	8	25	7	8	151-7.6
2021-22	33-1	450-13.6	52-110	.473	1-4	.250	35-62	.565	55-82-137	4.2	68-2	12	18	12	12	140-4.2
2022-23	36-21	741-20.6	83-144	.576	0-0	.000	31-56	.554	81-114-195	5.4	99-2	17	31	12	13	197-5.5
2023-24	4-4	73-18.4	7-13	.538	0-0	.000	3-6	.500	6-16-22	5.5	11-0	1	1	3	3	17-4.3
TOTALS	124-68	2165-17.5	226-438	.516	1-4	.250	143-234	.611	236-346-582	4.7	317-9	41	100	58	45	596-4.8

*Wake Forest



#41 SIMAS LUKOŠIUS

GUARD • 6-8 • 225 • JUNIOR • KAUNAS, LITHUANIA (BUTLER)

- Has 16 assists to two turnovers over last three games, rebounding from a 2-for-11 FG outing in the opener
- Has ability to serve as third point guard behind Day Day Thomas and Jizzle James with his vision for passing lanes
- Season, and still-career-high, scoring output as a freshman was 27 against Xavier in the 2022 Big East Tournament, scoring 12 alone in overtime
- Scored career-high 28 against Villanova as a sophomore on 5-of-8 deep shooting and 23 in season finale vs. St. John's
- Posted streak of 13-straight made free-throws as sophomore
- Father, Mindaugas, is a professional basketball coach who has experience leading teams in Kuwait, Lithuania, Russia, Lebanon, Germany, and Bahrain
- Dual citizen of Lithuania and Germany

2023-24 (RS FRESHMAN SEASON)

Opponent	Min	FG-FGA	3FG-FGA	FT-FTA	Off-Def-Tot	PF	A	TO	Blk	Stl	Pts
UIC*	24	2-11	1-6	0-0	1-3-4	0	2	2	0	0	5
Detroit Mercy	20	4-8	2-5	0-0	0-1-1	1	5	0	0	0	10
Eastern Washington	26	4-8	1-3	2-2	0-2-2	0	4	2	0	0	11
Northern Kentucky	28	3-8	1-5	0-0	1-3-4	0	7	0	0	0	7



SEASON & CAREER STATISTICS

2023-24 SEASON		CAREER
11 vs. EWU, 11/12/23	Pts	28 vs. Villanova, 1/13/23
4, 2x, last vs. EWU, 11/12/23	FG Made	9 vs. Villanova, 1/13/23
8, 2x, last vs. EWU, 11/12/23	FG Atts	18 at DePaul, 2/22/23
2 vs. Detroit Mercy, 11/10/23	3PT-FG Made	5 vs. Villanova, 1/13/23
6 vs. UIC, 11/6/23	3PT-FG Atts	9 at St. John's, 3/8/23
2 vs. EWU, 11/12/23	FT Made	11 vs. Xavier, 3/9/22
2 vs. EWU, 11/12/23	FT Atts	13 vs. Xavier, 3/9/22
4, 2x, last vs. NKU, 11/19/23	Rebs	9 vs. The Citadel, 11/19/22
7 vs. NKU, 11/19/23	Assts	7, 3x, last vs. NKU, 11/19/23
--	Stls	3, 4x (last vs. St. John's, 3/8/23)
--	Blks	1, 5x (last vs. St. John's, 3/8/23)
26 vs. EWU, 11/12/23	Mins	40, 3x (last at Xavier, 3/4/23)

MISCELLANEOUS STATISTICS

CATEGORY	2021-22	2022-23	2023-24	CAREER
Double-Figure Scoring Games	7	20	2	29
Double-Figure Rebounding Games	0	0	0	0
Double-Double Games	0	0	0	0
20-Point Scoring Games	1	1	0	1
Games Led UC in Scoring	-	-	-	-
Games Led UC in Rebounding	-	-	-	-
Games Led UC in Assists	-	-	2	2
Games With 3+ Assists	2	18	2	22
Games With 3+ Blocks	1	0	0	0
Games With 3+ Steals	0	1	0	1
Games With 3+ 3-Pointers	3	3	0	6

CAREER STATISTICS

			TOTAL		3-PTS			REBOUNDS								
YEAR	GP-GS	MIN-AVG	FG-FGA	PCT	FG-FGA	PCT	FT-FTA	PCT	OFF-DEF-TOT	AVG	PF-FO	AST	TO	BLK	STL	PTS-AVG
2021-22^	32-4	695-21.7	66-175	.377	30-105	.286	57-64	.891	15-92-107	3.3	46-1	39	50	2	10	219-6.8
2022-23^	32-32	1067-33.3	132-310	.426	59-156	.378	48-60	.800	21-108-129	4.0	48-0	92	63	3	32	371-11.6
2023-24	4-1	98-24.6	13-35	.371	5-19	.263	2-2	1.000	2-9-11	2.8	1-0	18	4	0	0	33-8.3
TOTAL	68-37	1860-27.4	211-520	.406	94-280	.336	107-126	.849	38-209-247	3.6	95-1	149	117	5	42	623-9.2

^Butler



#44 SAGE TOLENTINO

FORWARD • 7-1 • 230 • RS FRESHMAN • KANE'OHE, HAWAII (HAMILTON, OH, HS)

- Tied for tallest player in UC history, including Hayden Koval in 2021-22
- Moved to Hamilton, Ohio, for his final year of high school
- Hawaii HS sports were canceled for the 2020-21 season due to COVID
- Four-star prospect who was initially committed to Auburn
- Was able to train and work out at UC, but not with the team, as a senior
- Has gained 15 lbs since joining the Monster Factory

2023-24 (RS FRESHMAN SEASON)

Opponent	Min	FG-FGA	3FG-FGA	FT-FTA	Off-Def-Tot	PF	A	TO	Blk	Stl	Pts
UIC				DNP							
Detroit Mercy	5	0-2	0-1	0-0	0-1-1	1	0	0	0	0	0
Eastern Washington				DNP							
Northern Kentucky				DNP							



SEASON & CAREER STATISTICS

2023-24 SEASON			CAREER	
--	Pts	4 vs. Bryant, 12/4/22		
--	FG Made	2 vs. Bryant, 12/4/22		
2 vs. Detroit Mercy, 11/10/23	FG Atts	2, 2x, last vs. Det. Mercy, 11/10/23		
--	3PT-FG Made	--		
1 vs. Detroit Mercy, 11/10/23	3PT-FG Atts	--		
--	FT Made	1 vs. Miami (OH), 12/14/22		
--	FT Atts	2 vs. Miami (OH), 12/14/22		
1 vs. Detroit Mercy, 11/10/23	Rebs	2 vs. Bryant, 12/4/22		
--	Assts	--		
--	Stls	--		
--	Blks	--		
5, vs. Detroit Mercy, 11/10/23	Mins	5, 2x, last vs. Detroit Mercy, 11/10/23		

MISCELLANEOUS STATISTICS

CATEGORY	2022-23	CAREER
Double-Figure Scoring Games		0
Double-Figure Rebounding Games		0
Double-Double Games		0
20-Point Scoring Games		0
Games Led Team in Scoring		0
Games Led Team in Rebounding		0
Games Led Team in Assists		0
Games With 3+ Assists		0
Games With 3+ Blocks		0
Games With 3+ Steals		0
Games With 3+ Three-Pointers		0

CAREER STATISTICS

YEAR	GP-GS	MIN-AVG	TOTAL		3-PTERS		FT-FTA	REBOUNDS		PF-FO	AST	TO	BLK	STL	PTS-AVG
			FG-FGA	PCT	FG-FGA	PCT		PCT	OFF-DEF-TOT						
2022-23	2-0	9-4.3	2-2	1.000	0-0	.000	1-2	.500	1-1-2	1.0	1-0	0	0	0	5-2.5
2023-24	1-0	5-5.1	0-2	.000	0-1	.000	0-0	.000	0-1-1	1.0	1-0	0	0	0	0-0.0
TOTALS	3-0	14-4.5	2-4	.500	0-1	.000	1-2	.500	1-2-3	1.0	2-0	0	0	0	5-1.7



#55 AZIZ BANDAOGO

CENTER • 7-0 • 235 • SENIOR • DAKAR, SENEGAL (UTAH VALLEY)

- No. 16 transfer addition by ESPN's Jeff Borzello in June 2023
- WAC Defensive Player of the Year at Utah Valley, helping the Wolverines to school-record 28 wins and NIT Final Four appearance
- Averaged 11.4 points and 10.5 rebounds per game (10th nationally in boards)
- Ranked third in blocks (106) and ninth in double-doubles (17)
- Had 15 points and 12 rebounds against Cincinnati in NIT Quarterfinal
- Had two 17-rebound games, including at Wake Forest
- Scored in double-figures 27 times, led by career-high 23 against Seattle
- Posted 14 points and 16 boards against UAB in season finale
- UVU also earned road wins over BYU, Oregon, Colorado and New Mexico
- Played first two years at Akron, with 7 games in 2020-21 and 33 in 2021-22
- Averaged 3.2 points, 3.3 rebounds and 1.2 blocks in 2021-22
- Joined NBA Academy Africa in Fall 2018 and took part in NCAA's Next Generation Sunday event at the 2019 Men's Final Four, where he participated in life-skills sessions and competed in exhibition games against his peers from around the world while experiencing aspects of the Final Four from a player's perspective.

2022-23 (JUNIOR SEASON)

Opponent	Min	FG-FGA	3FG-FGA	FT-FTA	Off-Def-Tot	PF	A	TO	Blk	Stl	Pts
Utah State	31	7-9	2-2	1-1	2-4-6	4	2	1	3	0	17
Western Colorado	21	6-6	0-0	0-1	3-7-10	1	4	1	3	2	12
Northern Arizona	31	4-6	0-1	5-6	4-8-12	2	1	2	4	1	13
Wake Forest	35	2-4	0-0	5-6	5-12-17	2	0	2	3	1	9
Morgan State	32	5-7	0-0	5-6	2-6-8	3	0	0	5	0	15
Green Bay	19	6-7	0-0	1-2	4-10-14	1	0	1	0	0	13
Boise State	26	1-4	0-0	2-5	3-0-3	2	0	2	1	2	4
Long Beach State	31	6-7	0-0	1-5	4-7-11	0	0	0	4	0	13
BYU	30	4-5	2-2	4-6	1-6-7	4	0	2	0	1	14
Northern Arizona	38	6-8	0-0	3-4	1-9-10	1	2	1	2	0	15
SAGU Amer. Indian Coll.	21	5-8	0-1	5-7	5-10-15	1	0	2	3	1	15
Antelope Valley	16	1-4	0-1	0-1	3-9-12	1	1	3	2	0	2
Oregon	24	0-2	0-1	2-4	1-4-5	4	0	1	4	0	2
Sam Houston State	27	3-4	0-0	2-4	2-8-10	4	1	2	4	1	8
Utah Tech	28	1-2	0-1	3-4	2-5-7	3	3	2	3	0	5
UT Arlington	36	5-10	0-1	3-4	3-9-12	2	0	2	3	0	13
Texas-Rio Grande Valley	35	7-9	0-0	4-4	2-14-16	3	0	1	6	1	18
California Baptist	31	2-6	0-0	2-4	3-7-10	1	0	1	1	0	6
Seattle	37	9-10	0-0	5-6	4-9-13	2	7	2	2	0	23
Abilene Christian	25	5-7	0-0	0-1	1-13-14	2	4	2	3	0	10
Grand Canyon	33	3-8	0-1	1-2	4-3-7	0	0	0	2	0	7
Southern Utah	34	7-10	0-1	1-2	4-9-13	2	1	2	2	1	15
New Mexico State	35	7-11	0-0	2-6	3-12-15	4	4	4	4	1	16
Utah Tech	29	4-6	0-0	7-10	5-7-12	2	0	3	4	0	15
California Baptist	32	4-8	0-0	2-4	3-7-10	1	2	2	5	0	10
Southern Utah	25	3-7	0-0	4-4	0-8-8	4	1	2	3	2	10
Seattle	31	3-14	0-1	2-5	6-11-17	3	0	1	2	0	8
Tarleton State	31	1-5	0-0	9-10	2-5-7	3	1	1	5	0	11
Abilene Christian	26	5-9	0-0	0-0	0-5-5	2	1	1	1	0	10
UT Arlington	21	5-9	0-0	0-0	4-7-11	1	2	1	1	0	10
Stephen F. Austin	21	6-7	0-0	3-6	2-5-7	2	0	1	4	2	15
Tarleton State	34	4-9	0-0	4-8	3-4-7	3	1	2	3	1	12
Southern Utah	30	6-8	0-0	0-2	3-3-6	4	1	3	6	0	12
New Mexico	29	4-7	0-0	0-0	4-7-11	3	2	2	1	0	8
Colorado	30	6-9	0-1	0-0	0-7-7	1	1	2	2	1	12
Cincinnati	34	4-9	0-0	7-10	2-10-12	2	2	1	4	0	15



SEASON & CAREER STATISTICS

2022-23 SEASON

23 vs. Seattle, 1/14/23	Pts	23 vs. Seattle, 1/14/23
9 vs. Seattle, 1/14/23	FG Made	9 vs. Seattle, 1/14/23
14 at Seattle, 2/18/23	FG Atts	14 at Seattle, 2/18/23
2, 2× (last at BYU, 12/7/22)	3PT-FG Made	2, 2× (last at BYU, 12/7/22)
2, 2× (last at BYU, 12/7/22)	3PT-FG Atts	2, 2× (last at BYU, 12/7/22)
9 at Tarleton State, 2/23/23	FT Made	9 at Tarleton State, 2/23/23
10, 3× (last vs. Cincinnati, 3/22/23)	FT Atts	10, 4× (last vs. Cincinnati, 3/22/23)
17, 2× (last at Seattle, 2/18/23)	Rebs	17, 2× (last at Seattle, 2/18/23)
7 vs. Seattle, 1/14/23	Assts	7 vs. Seattle, 1/14/23
2, 5× (last vs. SFA, 3/3/23)	Stls	2, 7× (last vs. SFA, 3/3/23)
6, 2× (last vs. So. Utah, 3/10/23)	Blks	6, 2× (last vs. So. Utah, 3/10/23)
38 at Northern Arizona, 12/10/22	Mins	38 at Northern Arizona, 12/10/22

MISCELLANEOUS STATISTICS

CATEGORY	2020-21	2021-22	2022-23	CAREER
Double-Figure Scoring Games	0	2	27	29
Double-Figure Rebounding Games	0	0	23	23
Double-Double Games	0	0	17	17
20-Point Scoring Games	-	-	-	1
Games Led UC in Scoring	-	-	-	-
Games Led UC in Rebounding	-	-	-	-
Games Led UC in Assists	-	-	-	-
Games With 3+ Assists	0	1	5	6
Games With 3+ Blocks	0	3	22	25
Games With 3+ Steals	0	2	5	7
Games With 3+ Three-Pointers	0	0	0	0

CAREER STATISTICS

YEAR	GP-GS	MIN-AVG	FG-FGA	PCT	3-PT-FGA	PCT	FT-FTA	PCT	REBOUNDS	PF-FO	AST	TO	BLK	STL	PTS-AVG
2020-21*	7-0	15-2.1	1-3	.333	0-0	.000	5-8	.625	2-3-5	0.7	3-0	0	0	2	7-1.0
2021-22*	33-5	396-12.0	39-80	.488	0-0	.000	29-60	.483	29-79-108	3.3	47-1	11	25	40	107-3.2
2022-23#	37-37	1088-29.4	162-270	.600	5-15	.333	98-154	.636	103-280-383	10.4	81-0	44	59	106	427-11.5
Total	77-42	1499-19.5	202-353	.572	5-15	.333	132-222	.595	134-362-496	6.4	131-1	55	84	148	541-7.0

* Akron; # Utah Valley

THE POLLS

ASSOCIATED PRESS (Week 3)			USA TODAY COACHES (Week 3)		
Rk.	Team	Pts.	Rk.	Team	Pts.
1.	Kansas (52)	1508	1.	Kansas (25)	789
2.	Purdue (5)	1440	2.	Purdue (5)	757
3.	Arizona (3)	1364	3.	Arizona (2)	719
4.	Marquette	1316	4.	UConn	668
5.	UConn (1)	1299	5.	Marquette	664
6.	Houston	1191	6.	Houston	651
7.	Tennessee	1136	7.	Creighton	593
8.	Creighton	1119	8.	Tennessee	584
9.	Duke	1084	9.	Duke	541
10.	Miami	920	10.	Gonzaga	470
11.	Gonzaga	902	11.	Miami	469
12.	Texas A&M	867	12.	Baylor	435
13.	Baylor	774	13.	Texas A&M	432
14.	North Carolina	665	14.	North Carolina	321
15.	Texas	650	15.	Alabama	318
16.	Kentucky	617	16.	Kentucky	278
17.	Alabama	516	17.	Texas	255
18.	Colorado	241	18.	Virginia	162
19.	Florida Atlantic	229	19.	Michigan State	160
20.	Arkansas	224	20.	Florida Atlantic	126
21.	Michigan State	222	21.	Colorado	119
22.	James Madison	217	22.	Illinois	102
23.	USC	165	23.	Memphis	101
24.	Virginia	164	24.	UCLA	98
25.	Mississippi State	163	25.	Mississippi State	89

OTHERS RECEIVING VOTES:
Memphis 149, Illinois 138,
BYU 138, San Diego State 77,
UCLA 75, **TCU 69**, Iowa State
67, Villanova 44, Auburn 28,
Clemson 12, **Oklahoma 10**,
Princeton 10, Michigan 10,
Liberty 7, South Carolina 3,
Chattanooga 2, Nevada 1,
Drake 1, Colorado State 1

OTHERS RECEIVING VOTES:
Arkansas 83, USC 75, James
Madison 60, Villanova 50,
TCU 40, Iowa State 35,
Clemson 30, San Diego
State 30, Auburn 29, **BYU 27**,
Nevada 12, Princeton 11, South
Carolina 7, Oregon 2, Liberty
2, **Kansas State 2**, Florida 2,
Iowa 1, NC State 1

CINCINNATI AGAINST RANKED TEAMS

OPPONENT	SCORE	DATE
at (21) Xavier	L, 76-89	12/2/17
vs. (5) Florida	L, 60-66	12/9/17
(19) Wichita State	L, 72-76	2/18/18
at (11) Wichita State	W, 62-61	3/4/18
vs. (21) Houston (AAC)	W, 56-55	3/11/18
vs. (24) Nevada (NCAA)	L, 73-75	3/18/18
at (18) Mississippi State	L, 59-70	12/15/18
at (12) Houston	L, 58-65	2/10/19
at (25) UCF	L, 55-58	3/7/19
(12) Houston	L, 69-85	3/10/19
vs. (11) Houston (AAC)	W, 69-57	3/17/19
at (18) Ohio State	L, 56-64	11/6/19
(21) Tennessee	W, 78-66	12/18/19
at (22) Memphis	L, 49-60	1/16/20
(21) Houston	W, 64-62	2/1/20
at (25) Houston	L, 55-68	3/1/20
at (12) Tennessee	L, 56-65	12/12/20
at (6) Houston	L, 52-90	2/21/21
vs. (7) Houston (AAC)	L, 54-91	3/14/21
vs. (14) Illinois	W, 71-51	11/22/21
vs. (12) Arkansas	L, 67-73	11/23/21
(6) Houston	L, 58-80	2/6/22
at (14) Houston	L, 53-71	3/1/22
vs. (18) Houston	L, 56-69	3/11/22
vs. (14) Arizona	L, 93-101	11/21/22
(2) Houston	L, 59-72	1/8/23
at (3) Houston	L, 69-75	1/28/23
vs. (1) Houston	L, 48-69	3/11/23

Overall: 141-221
Top-10 Opponents: 47-119
Vs. Ranked Teams in Fifth Third Arena: 33-30

BIG 12 CONFERENCE

2023-24 PRESEASON STANDINGS		
1.	Kansas (12)	168
2.	Houston (2)	153
3.	Texas	143
4.	Baylor	137
5.	TCU	113
6.	Kansas State	106
7.	Iowa State	95
8.	Texas Tech	80
9.	West Virginia	70
10.	Oklahoma State	57
11.	Cincinnati	55
12.	Oklahoma	54
13.	BYU	29
14.	UCF	14

Preseason All-Conference Team
L.J. Cryer, Houston, G
Hunter Dickinson, Kansas, C
Dejuan Harris Jr., Kansas, G
Emanuel Miller, TCU, F
Max Abmas, Texas, Gr.

Preseason Honorable Mention
Jalen Bridges (Baylor), Rayl Dennis (Baylor),
Ja’Kobe Walter (Baylor), Jamal Shead (Houston),
Kevin McCullar Jr. (Kansas), Arthur Kaluma
(Kansas State), Tylor Perry (Kansas State), Dylan
Disu (Texas), Tyrese Hunter (Texas), Dillon Mitch-
ell (Texas), Jesse Edwards (West Virginia)

CINCINNATI IN THE BIG 12 2023-24 STATISTICS			
TEAM			
CATEGORY	STAT	BI2	NCAA
Scoring Offense	84.2	7	56
Scoring Defense	64.5	8	82
Scoring Margin	19.8	8	38
Free-Throw Pct.	63.9	13	
Field Goal Pct.	47.0	8	
FG Pct. Defense	41.6	11	
3-FG Pct.	36.4	7	89
3-FG Pct. Defense	24.4	4	23
Offensive Rebounds	13.5	6	64
Defensive Rebounds	29.5	5	56
Rebound Margin	12.0	5	21
Blocked Shots	2.5	14	
Assists	17.5	5	42
Steals	7.0	9	
Turnover Margin	2.8	6	
Assist/TO Ratio	1.89	4	18
Turnovers Per Game	9.2	3	33
3-FG Made	9.8	2	37
* NCAA rankings list if in Top 100 only			

INDIVIDUAL			
CATEGORY	STAT	BI2	NCAA
Free-Throw Percentage			
Jizzle James	90.9	6	84
Offensive Rebounds			
Viktor Lakhin	4.0	3	22
Total Rebounds			
Viktor Lakhin	9.5	3	47

THE LAST TIME...

TEAM

100 POINTS

By UC

103 vs. Miami (Ohio), 12/14/22

By Opponent

101 by Tulane, 2/7/23

90 POINTS

By UC

90 vs. Northern Kentucky, 11/19/23

By Opponent

101 by Tulane, 2/7/23

30-PLUS POINT WIN

By UC

32 (93-61) vs. Detroit Mercy, 11/10/23

By Opponent

38 (90-52) at Houston, 2/21/21

60 PERCENT SHOOTING

By UC

.633 vs. Miami (Ohio), 12/14/22

By Opponent

.623 by Arizona, 11/21/22

50 PERCENT SHOOTING

By UC

.500 vs. Northern Kentucky, 11/19/23

By Opponent

.509 by Houston, 3/11/23

20 ASSISTS

By UC

21 vs. Northern Kentucky, 11/19/23

By Opponent

22 by Tulane, 2/7/23

10 STEALS

By UC

11 vs. UIC, 11/6/23

By Opponent

15 by Memphis, 2/26/23

10 BLOCKS

By UC

11 vs. Temple, 3/10/23

By Opponent

11 by UConn, 2/9/20

50 REBOUNDS

By UC

52 vs. Detroit Mercy, 11/10/23

By Opponent

50 by Temple, 1/25/22

CINCINNATI PLAYED A RANKED OPPONENT

L, 48-69 vs. No. 1 Houston, 3/11/23

UC Win

71-51 vs. No. 14 Illinois, 11/22/21

OVERTIME GAME

W, 88-83 vs. Temple, 2/22/23

UC Win

88-83 vs. Temple, 2/22/23

DOUBLE OVERTIME GAME

89-87 (2OT) vs. UCF, 2/19/20

UC Win

72-70 (2OT) vs. Georgetown, 3/8/12

TRIPLE OVERTIME GAME

104-97 (4OT) vs. UConn, 3/11/16

UC Win

75-73 (7OT*) vs. Bradley, 12/21/81

* - NCAA record.

INDIVIDUAL

40-POINT GAME

By UC

41, Steve Logan vs. Southern Miss, 2/15/02

By Opponent

40, Trevon Bluiett, Xavier, 1/26/17

30-POINT GAME

By UC

30, David DeJulius vs. SMU, 3/5/23

By Opponent

34, Damian Dunn, Temple, 2/22/23

20 REBOUNDS BY A PLAYER

By UC

21 by Trevon Scott vs. UCF, 2/19/20

By Opponent

four times

15 REBOUNDS BY A PLAYER

By UC

15 by Viktor Lakhin vs. Detroit Mercy, 12/21/22

By Opponent

15 by Bryant Seibangue, Tulsa, 2/1/23

TWO PLAYERS WITH 20 OR MORE POINTS IN SAME GAME

By UC

Landers Nolley II (22), Dan Skillings Jr. (20), Mika Adams-Woods (20) vs. Temple, 3/10/23

By Opponent

Azuolas Tubelis (30), Oumar Ballo (21), Arizona, 11/21/22

TWO PLAYERS WITH 10 OR MORE REBOUNDS IN SAME GAME

By UC

Landers Nolley II (12), Ody Oguama (10), Viktor Lakhin (10) at SMU, 1/14/23

By Opponent

Ben Moore (11), Sterling Brown (11), SMU, 1/12/17

THREE PLAYERS WITH 10 OR MORE REBOUNDS IN SAME GAME

By UC

Landers Nolley II (12), Ody Oguama (10), Viktor Lakhin (10) at SMU, 1/14/23

10 ASSISTS BY A PLAYER

By UC

12, David DeJulius vs. ECU, 1/11/23

By Opponent

10, DeAndre Williams vs. Memphis, 2/28/21

FIVE STEALS BY A PLAYER

By UC

5, Landers Nolley II vs. UCF, 2/4/23

By Opponent

6, Tony Johnson Jr., vs. UCF, 2/19/20

FIVE BLOCKED SHOTS BY A PLAYER

By UC

7, Viktor Lakhin vs. Temple, 3/10/23

By Opponent

5, Tacko Fall, vs. UCF, 2/21/19

DOUBLE-DOUBLE BY A UC PLAYER

Viktor Lakhin (14 pts, 14 rebs) vs. Northern Kentucky, 11/19/23

DOUBLE-DOUBLES BY TWO UC PLAYERS

Landers Nolley II (20 pts, 10 rebs), David DeJulius (11 pts, 12 asts) vs. ECU, 1/11/23

DOUBLE-DOUBLES BY THREE UC PLAYERS

Troy Caupain (37 pts, 10 rebs), Octavius Ellis (13 pts, 10 rebs) & Gary Clark (12 pts, 12 rebs) vs. UConn, 3/11/16

TRIPLE-DOUBLE BY A UC PLAYER

Eric Hicks (22 pts., 12 rebs., 10 blks.) vs. Marquette, 1/7/06

UC PLAYER LED TEAM IN POINTS, REBOUNDS & ASSISTS

Jeremiah Davenport (19 points, 10 rebounds, 3 assists) vs. Tulane, 1/1/22

A PLAYER WON A GAME IN THE FINAL SECONDS

By UC

David DeJulius' floater with 0.2 seconds left at UCF, 2/19/23

By Opponent

Souley Boum's free-throws with 1.4 seconds left, Xavier wins 80-77, 12/10/22

FOUR PLAYERS SCORED IN DOUBLE FIGURES

Viktor Lakhin (26), Jizzle James (13), Simas Lukosius (11), Day Day Thomas (11), John Newman III (10) vs. Eastern Washington, 11/12/23

FIVE PLAYERS SCORED IN DOUBLE FIGURES

Viktor Lakhin (26), Jizzle James (13), Simas Lukosius (11), Day Day Thomas (11), John Newman III (10) vs. Eastern Washington, 11/12/23

SIX PLAYERS SCORED IN DOUBLE FIGURES

CJ Fredrick (14), John Newman III (13), Jizzle James (13), Dan Skillings (11), Day Day Thomas (11), Simas Lukosius (10) vs. Detroit Mercy, 11/10/23

SEVEN PLAYERS SCORED IN DOUBLE FIGURES

Kevin Johnson (18), Jacob Evans (17), Justin Jenifer (13), Kyle Washington (12), Jarron Cumberland (11), Troy Caupain (10), Tre Scott (10) vs. Fairleigh Dickinson, 12/17/16

EIGHT PLAYERS SCORED IN DOUBLE FIGURES

Farad Cobb (15), Shaq Thomas (14), Kevin Johnson (14), Coreontae DeBerry (12), Justin Jenifer (11), Quadri Moore (10), Jacob Evans (10), Octavius Ellis (10) vs. Robert Morris, 11/15/15

OVERTIME RECORDS

UC'S OVERALL RECORD

63-59

1 OT Games	54-47
2 OT Games	8-9
3 OT Games	0-1
4 OT Games	0-2
7 OT Games	1-0

RECORDS IN OVERTIME GAMES

Home	32-18	.640
Schmidlapp Gym	3-4	.429
Schmidt Fieldhouse	0-1	.000
Music Hall	0-1	.000
Armory Fieldhouse	5-4	.556
Cincinnati Gardens	3-2	.600
U.S. Bank Arena	3-1	.750
Fifth Third Arena	17-5	.773
Away	19-32	.373
Neutral	12-9	.571

Current Streak: Won 1

Longest Winning Streak: 5 (Tay Baker - 1966-67)

Longest Losing Streak: 4 (Bob Ruess, 1943 - John Weithe, 1950)

- Cincinnati's seven overtime games in 2019-20 were a school record (previous record was six during the 1966-67 season), AAC record and are one shy of the NCAA record of eight overtime games set by Western Kentucky (1978), Portland (1984) and Valparaiso (1993).
- Cincinnati's four consecutive overtime games from Feb. 9, 2020 through Feb. 19, 2020 tied the NCAA record set by Jacksonville (1982), Illinois State (1985) and Dayton (1988).
- On Dec. 21, 1981 UC & Bradley played an NCAA-record 7OT game (UC won, 75-73)
- Cincinnati has been involved in two of the five NCAA tournament championship games to go into overtime. The Bearcats defeated Ohio State, 70-65, in 1961, but lost to Loyola (Ill.), 60-58, in 1963.
- In 1966-67, Cincinnati played six overtime games, winning five. The Bearcats were 5-0 at home in overtime games that season, an NCAA record.

UC COACHES IN OVERTIME GAMES

COACH (YEARS)	NO.	RECORD	PCT.
Mick Cronin (2006-2019)	27	15-12	.556
Bob Huggins (1989-2005)	25	14-11	.560
Tay Baker (1965-72)	9	7-2	.778
Ed Jucker (1960-65)	9	4-5	.444
Ed Badger (1978-83)	8	3-5	.375
John Brannen (2019-21)	7	4-3	.571
Tony Yates (1983-89)	7	2-5	.286
John Wiethe (1946-52)	5	1-4	.200
George Smith (1952-60)	4	3-1	.750
Gale Catlett (1972-78)	4	2-2	.500
Frank Rice (1928-32)	4	1-3	.250
Boyd Chambers (1918-28)	3	3-0	1.000
Clark Ballard (1939-42)	2	2-0	1.000
Andy Kennedy (2005-06)	2	1-1	.250
Tay Brown (1933-37)	2	0-2	.000
Wes Miller (2021-present)	2	1-1	.500
John Halliday (1932-33)	1	0-1	.000
Bob Ruess (1942-44)	1	0-1	.000

SPECIALTY STATISTICS

OPPONENT	RESULT	OFF TO	IN PAINT	2ND CHANCE	FASTBREAK	BENCH
UIC	W, 69-58	20/2	44/40	8/7	8/7	30/4
Detroit Mercy	W, 93-61	17/15	34/20	22/2	10/6	43/7
Eastern Washington	W, 85-73	5/4	38/40	10/6	13/15	35/19
Northern Kentucky	W, 90-66	10/4	48/38	24/14	15/7	40/7

SCORING FORMAT: CINCINNATI/OPPONENT

UC UNDER WES MILLER

	23-24	22-23	21-22	TOTAL
Overall	4-0	23-13	18-15	45-28
Home games	4-0	16-3	12-6	32-9
Away games		5-7	4-7	9-14
Neutral site games		2-3	2-2	4-5
Conference games		11-7	7-11	18-18
vs. Top 25 teams		0-4	1-4	1-8
Overtime games		1-1	0-0	1-1
Lead at halftime	4-0	21-4	16-6	41-10
Trail at halftime		2-9	2-9	4-18
Tied at halftime		0-0	0-0	0-0
Lead with 10:00 left	4-0	23-2	15-4	42-6
Trail with 10:00 left		0-11	2-11	2-22
Tied with 10:00 left		0-0	1-0	1-0
Lead with 5:00 left	4-0	23-2	16-3	43-5
Trail with 5:00 left		0-10	1-12	1-22
Tied with 5:00 left		0-1	1-0	1-1
Lead with 2:00 left	4-0	22-2	18-3	44-5
Trail with 2:00 left		0-11	0-12	0-23
Tied with 2:00 left		1-0	0-0	1-0
Shoot better FG%	4-0	22-3	14-2	40-5
Shoot worse FG%		1-10	4-13	5-23
Shoot 50%-plus	1-0	9-0	1-0	11-0
Shoot below 50%	3-0	13-13	17-5	32-18
Opponent shoots 50%-plus		0-6	0-4	0-10
Opponent shoots below 50%	4-0	21-7	18-10	43-17
Opponent shoots below 40%	1-0	11-0	12-5	24-5
Make 7 or fewer 3FGs	1-0	7-8	8-9	16-17
Make 8 or more 3FGs	3-0	16-5	10-6	29-11
Shoot more FTs than opponent	2-0	10-2	10-5	22-7
Opponent shoots more FTs	1-0	12-10	7-10	20-20
Outrebounds opponent	4-0	20-2	13-3	37-5
Opponent outrebounds UC		3-11	4-13	7-24
Same number of rebounds		0-0	1-0	1-0
Fewer turnovers than opponent	3-0	15-8	13-9	31-17
More turnovers than opponent		8-5	4-4	12-9
Commits same as opponent	1-0	0-0	1-2	2-2
Commits 12 or fewer turnovers	3-0	17-9	16-13	36-22
Outscores opponent bench	4-0	15-4	12-7	31-11
1-3 point games		2-2	2-3	4-5
4-5 point games		1-1	2-2	3-3
6-10 point games		3-6	3-5	6-11
11-19 point games	2-0	9-2	5-3	16-5
20-plus point games	2-0	8-2	6-2	16-4
Scores 59 or fewer points		1-5	1-6	2-11
Scores 60-69 points	1-0	1-4	3-4	5-8
Scores 70-79 points		7-3	11-4	18-7
Scores 80 or more points	3-0	14-2	3-1	20-3
Holds opponent to 49 or fewer		0-0	3-0	3-0
Holds opponent to 50-59 points	1-0	10-1	8-1	19-2
Holds opponent to 60-69 points	2-0	6-1	5-4	13-5
Opponent scores 70-79 points	1-0	6-7	2-5	9-12
Opponent scores 80-plus points		1-4	0-5	1-9
November	4-0	5-3	5-2	14-5
December		5-1	5-1	10-2
January		4-4	5-3	9-7
February		5-3	2-6	7-9
March		4-2	1-3	5-5
Monday	1-0	1-1	1-0	3-1
Tuesday		0-2	4-4	4-6
Wednesday		9-3	3-1	12-4
Thursday		3-0	4-1	7-1
Friday	1-0	1-0	0-1	2-1
Saturday		5-2	2-5	7-7
Sunday	2-0	4-5	3-2	9-7
After a win	3-0	13-10	9-9	25-19
After a loss		9-3	7-6	16-9

2023-24 BOX SCORES

Cincinnati 69, UIC 58



Official Basketball Box Score - Final
UIC at Cincinnati
11/06/23 Fifth Third Arena, Cincinnati
Cincinnati vs. UIC

Game Time: 9:00 PM
Game Duration: 1:54
Attendance: 9,936



Officials: Rick Crawford, Steve Divine, Chris Hudson

UIC - 58

Record: 0-1

NO.	Name	Min	FG	3P	FT	Rebounds	Fouls	TP	AS	TO	ST	Blocks	+/-
			M-A	M-A	M-A	OR DR TOT	PF FD					BS BA	
33	Jaden Brownell	F 16:46	0-5	0-4	0-0	0 1 1	3 1	0	0	1	0	0 0	-8
1	Isaiah Rivera	G 24:48	3-8	1-4	1-2	0 3 3	3 1	8	1	3	1	1 1	-3
3	CJ Jones	G 27:41	6-13	0-2	1-1	0 2 2	1 2	13	0	4	1	0 0	-11
4	Ethan Pickett	G 34:03	6-8	0-1	1-1	1 4 5	2 1	13	1	2	0	0 0	-3
5	Toby Okani	G 35:46	9-16	1-2	1-3	3 8 11	2 2	20	3	1	0	6 0	-3
0	Drew King	12:05	0-2	0-0	0-0	1 0 1	0 0	0	1	2	0	0 1	-13
2	Steven Clay	21:51	0-2	0-0	0-0	1 6 7	2 1	0	0	1	1	0 0	-10
50	Filip Skobalj	21:14	2-5	0-3	0-0	0 1 1	1 1	4	1	0	1	0 0	-1
13	Nathan Ojukwu	03:46	0-0	0-0	0-0	0 0 0	0 0	0	0	0	0	0 0	-1
54	Cameron Fens	02:00	0-1	0-0	0-0	0 0 0	0 0	0	0	1	0	0 0	-5
Team						0 5 5		0		0			
Totals			26-60	2-16	4-7	6 30 36	14 9	58	7	15	4	7 2	-11

Technical Fouls: NONE

Cincinnati - 69

Record: 1-0

NO.	Name	Min	FG	3P	FT	Rebounds	Fouls	TP	AS	TO	ST	Blocks	+/-
			M-A	M-A	M-A	OR DR TOT	PF FD					BS BA	
30	Viktor Lakhin	F 24:28	2-8	0-2	3-4	3 5 8	3 2	7	1	1	2	0 2	8
33	Ody Oguama	F 20:44	3-3	0-0	0-0	1 7 8	2 0	6	1	1	1	0 0	9
41	Simas Lukosius	F 23:51	2-11	1-6	0-0	1 3 4	0 2	5	2	2	0	0 2	4
1	Day Day Thomas	G 26:08	6-13	1-5	2-5	0 3 3	1 3	15	3	2	3	0 1	12
15	John Newman III	G 27:19	3-5	0-1	0-0	1 2 3	1 0	6	1	0	2	0 0	0
0	Dan Skillings Jr.	28:05	5-12	0-2	3-4	2 6 8	0 7	13	2	0	0	0 2	18
5	CJ Fredrick	25:57	4-8	3-6	0-0	0 2 2	0 2	11	1	0	2	1 0	3
2	Jizzle James	13:52	3-6	0-2	0-0	1 1 2	0 0	6	1	2	1	1 0	-1
10	Josh Reed	09:36	0-1	0-1	0-0	0 0 0	0 0	0	0	0	0	0 0	2
Team						1 0 1		0		1			
Totals			28-67	5-25	8-13	10 29 39	9 14	69	12	9	11	2 7	11

Technical Fouls: NONE

	UIC	CIN				
Biggest lead	5 (1 st 16:45)	16 (2 nd 6:00)	Points from	UIC	CIN	
Best Scoring Run	6 (2 nd 9:49)	9 (1 st 7:04)	Turnovers	2	20	
Lead Changes	5		Paint	40	44	
Times Tied	4		Second Chance	7	8	
Time with Lead	06:35	31:16	Fast Breaks	7	8	
			Bench	4	30	
			Period by Period Scoring			
				1st	2nd	TOT
			UIC	30	28	58
			CIN	40	29	69

Cincinnati 93, Detroit Mercy 61

Official Basketball Box Score - Final
Detroit Mercy at Cincinnati
11/10/23 Fifth Third Arena, Cincinnati
Cincinnati vs. Detroit Mercy

Game Time: 7:00 PM
Game Duration: 1:52
Attendance: 4,267

Officials: Antonio Petty, Blake Harris, John Jenkins

Detroit Mercy - 61

Record: 0-2

NO.	Name	Min	FG	3P	FT	Rebounds	Fouls	TP	AS	TO	ST	Blocks	+/-
			M-A	M-A	M-A	OR DR TOT	PF FD					BS BA	
23	Edoardo Del Cadia	F 21:12	4-5	2-3	3-3	0 3 3	5 3	13	2	5	1	1 0	-24
33	Oton Jankovic	F 23:13	0-3	0-2	3-4	0 3 3	5 4	3	2	3	0	1 0	-12
7	Abdullah Olajuwon	G 20:30	1-2	0-0	0-2	2 4 6	3 1	2	1	1	2	1 0	-9
8	Donovann Toatley	G 26:35	4-16	3-7	0-0	1 2 3	0 0	11	3	1	2	0 1	-26
14	Jayden Stone	G 40:00	9-20	4-9	3-4	0 5 5	1 2	25	1	2	2	0 0	-32
35	Marcus Tankersley	37:36	3-8	0-0	1-4	0 1 1	1 3	7	0	0	1	0 1	-27
13	Tyree Davis	01:51	0-0	0-0	0-0	0 1 1	2 0	0	0	0	0	0 0	-6
1	Mak Manciel	11:00	0-1	0-0	0-0	0 1 1	1 0	0	0	1	0	0 0	-21
5	Kyle LeGreair	01:46	0-0	0-0	0-0	0 0 0	0 0	0	0	0	0	0 0	-1
12	Trenton Johnson	14:42	0-1	0-1	0-0	1 1 2	0 0	0	1	1	0	0 0	-4
41	Tobin Schwannecke	01:35	0-0	0-0	0-0	0 0 0	0 0	0	0	0	0	0 0	2
Team						1 0 1		0		1			
Totals			21-56	9-23	10-17	5 21 26	18 13	61	10	15	8	3 2	-32

Technical Fouls: NONE

Cincinnati - 93

Record: 2-0

NO.	Name	Min	FG	3P	FT	Rebounds	Fouls	TP	AS	TO	ST	Blocks	+/-
			M-A	M-A	M-A	OR DR TOT	PF FD					BS BA	
30	Viktor Lakhin	F 18:16	4-7	0-1	0-0	2 3 5	1 1	8	4	2	1	0 0	24
33	Ody Oguama	F 21:32	2-5	0-0	0-0	3 4 7	4 3	4	0	0	0	1 0	17
1	Day Day Thomas	G 19:34	4-8	2-3	1-2	0 0 0	0 2	11	1	0	4	0 0	23
5	CJ Fredrick	G 18:39	5-6	4-5	0-1	0 1 1	1 1	14	0	0	0	0 0	20
15	John Newman III	G 20:08	4-7	3-5	2-4	2 6 8	0 3	13	3	0	0	0 0	17
0	Dan Skillings Jr.	20:27	4-10	3-8	0-2	1 7 8	2 3	11	2	3	0	0 1	19
41	Simas Lukosius	20:32	4-8	2-5	0-0	0 1 1	1 1	10	5	0	0	0 0	27
2	Jizzle James	18:51	4-6	1-1	4-4	2 0 2	1 2	13	3	4	0	0 0	11
10	Josh Reed	25:32	2-7	1-4	0-2	5 7 12	1 2	5	4	3	0	0 0	15
11	C.J. Anthony	08:14	2-5	0-1	0-0	2 2 4	1 0	4	1	1	0	0 0	-4
44	Sage Tolentino	05:05	0-2	0-1	0-0	0 1 1	1 0	0	0	0	0	0 0	-1
14	Landen Long	01:35	0-0	0-0	0-0	0 0 0	0 0	0	0	0	0	0 0	-2
21	Chase Kirkwood	01:35	0-0	0-0	0-0	0 0 0	0 0	0	0	0	0	0 0	-2
Team						2 1 3		0		0			
Totals			35-71	16-34	7-15	19 33 52	13 18	93	23	13	5	2 3	32

Technical Fouls: NONE

	UDM	CIN	Points from		UDM	CIN	Period by Period Scoring			
Biggest lead	0 (1 st 20:00)	40 (2 nd 11:17)	Turnovers	15	17					
Best Scoring Run	6 (1 st 12:52)	12 (1 st 5:36)	Paint	20	34					
Lead Changes	0	22	Second Chance	2	22	UDM	1st	2nd	TOT	
Times Tied	0		Fast Breaks	6	10	CIN	27	34	61	
Time with Lead	00:00	39:46	Bench	7	43					60

Cincinnati 85, Eastern Washington 73



Official Basketball Box Score - Final
Eastern Wash. at Cincinnati
11/12/23 Fifth Third Arena, Cincinnati
Cincinnati vs. Eastern Washington

Game Time: 12:00 PM
Game Duration: 2:09
Attendance: 3,063



Officials: Roger Ayers, Bert Smith, Anthony Eades

Eastern Wash. - 73

Record: 0-3

NO.	Name	Min	FG	3P	FT	Rebounds	Fouls	TP	AS	TO	ST	Blocks	+/-
			M-A	M-A	M-A	OR DR TOT	PF FD					BS BA	
0	Cedric Coward	F 26:39	8-15	2-7	3-3	0 6 6	4 3	21	1	1	1	0 1	-7
10	Ethan Price	F 20:15	2-5	0-3	3-4	0 4 4	5 4	7	2	1	0	2 0	10
31	Casey Jones	F 31:02	5-12	0-2	6-8	1 1 2	3 7	16	2	1	2	0 1	-4
13	Jake Kyman	G 24:38	2-6	1-2	0-0	0 3 3	2 0	5	3	1	0	0 0	-7
55	Ellis Magnuson	G 25:40	1-1	0-0	3-4	0 2 2	2 2	5	6	2	1	0 0	1
4	LeJuan Watts	18:43	4-4	0-0	0-0	1 2 3	2 0	8	0	0	0	0 0	-26
32	Dane Erikstrup	17:52	2-10	1-6	0-0	0 1 1	2 1	5	0	2	0	0 0	-19
5	Andre Mulibea	21:32	2-4	1-2	1-4	0 4 4	3 2	6	1	1	0	0 0	-5
21	Sebastian Hartmann	07:44	0-1	0-1	0-0	0 1 1	0 0	0	0	0	0	0 0	-8
2	Mason Williams	05:56	0-0	0-0	0-0	0 1 1	1 0	0	1	1	0	0 0	5
Team						1 4 5		0		0			
Totals			26-58	5-23	16-23	3 29 32	24 19	73	16	10	4	2 2	-12

Technical Fouls: NONE

Cincinnati - 85

Record: 3-0

NO.	Name	Min	FG	3P	FT	Rebounds	Fouls	TP	AS	TO	ST	Blocks	+/-
			M-A	M-A	M-A	OR DR TOT	PF FD					BS BA	
30	Viktor Lakhin	F 26:22	9-12	2-3	6-8	5 6 11	2 4	26	1	0	1	1 1	11
33	Ody Oguama	F 17:08	0-2	0-0	3-6	0 4 4	2 4	3	0	0	1	1 0	3
1	Day Day Thomas	G 23:44	4-11	1-4	2-2	0 4 4	5 4	11	5	0	1	0 1	1
5	CJ Fredrick	G 23:31	0-2	0-1	0-0	1 1 1	3 0	0	0	1	0	0 0	12
15	John Newman III	G 30:39	3-5	2-2	2-4	1 4 5	4 2	10	2	2	1	0 0	9
0	Dan Skillings Jr.	26:53	4-14	1-5	0-2	1 6 7	0 2	9	0	1	2	0 0	-7
41	Simas Lukosius	25:52	4-8	1-3	2-2	0 2 2	0 3	11	4	2	0	0 0	20
2	Jizzle James	16:16	3-4	1-2	6-7	0 2 2	2 4	13	2	0	0	0 0	11
10	Josh Reed	09:35	1-2	0-1	0-0	0 0 0	1 1	2	0	0	1	0 0	0
Team						0 0 0		0		0			
Totals			28-60	8-21	21-31	7 29 36	19 24	85	14	7	6	2 2	12

Technical Fouls: NONE

	EWU	CIN							
Biggest lead	3 (1 st 16:29)	15 (2 nd 9:45)	Points from	EWU	CIN	Period by Period Scoring			
Best Scoring Run	5 (1 st 16:29)	14 (1 st 11:33)	Turnovers	4	5		1st	2nd	TOT
Lead Changes	3		Paint	40	38	EWU	30	43	73
Times Tied	2		Second Chance	6	10				
Time with Lead	01:58	35:55	Fast Breaks	15	13	CIN	38	47	85
			Bench	19	35				

SINGLE-GAME TEAM RECORDS

HIGHS

Points

127	v. North Texas State	1957-58
123	v. St. Joseph's (Pa.)	1959-60
	v. North Texas State	1959-60
122	v. St. Joseph's (Ind.)	1976-77
120	v. Kent State	1976-77

Points (Two Teams)

232	UC 119, Morehead St. 113	1957-58
-----	--------------------------	---------

Points (One Half)

69	v. North Texas State	1957-58
68	v. DePaul	1997-98

Field Goals Made

55	v. St. Joseph's (Ind.)	1975-76
	v. Wright State	1976-77
51	v. Northeast Illinois	1973-74
50	v. multiple opponents	

Field Goals Attempted

132	v. Cedarville	1949-50
113	v. Cedarville	1950-51
	v. Western Reserve	1951-52
112	v. Wilmington	1951-52
109	v. Western Reserve	1952-53

Field Goal Percentage

.672	v. E. Michigan (41-61)	1996-97
.667	v. St. Francis (Pa.) (32-48)	1990-91
.655	v. Austin Peay (38-58)	1992-93
.647	v. Central Florida (33-51)	2014-15
.647	v. F. Dickinson (44-68)	2016-17
.643	v. Memphis (27-42)	1986-87
	v. Kent State (36-56)	1990-91

3-Point Field Goals Made

24	v. Oakland	1998-99
18	v. Louisiana-Monroe	2001-02
17	v. Tulane	2/7/23
17	v. Arizona	11/20/22
17	v. Wofford	2006-07
16	vs. Detroit Mercy	11/10/23
16	v. Tulsa	1/20/22
16	v. Memphis	1/9/22
16	v. Chicago State	2011-12
15	v. Tulsa	2017-18
14	v. East Carolina	1/11/23
	v. Connecticut	1993-94
	v. Dayton	1993-94
	v. Temple	1994-95
	v. Houston	1998-99
	v. Georgetown	2006-07
	v. Utah Valley	2010-11
	v. Tulsa	2018-19

3-Point Field Goals Attempted

48	v. Tulane	2/7/23
48	v. Oakland	1998-99
39	v. Savannah State	2017-18
36	v. Tulsa	2/12/22
	v. Eastern Kentucky	2008-09
	v. Temple	1993-94
	v. Coppin State	2001-02
35	v. Chicago State	2011-12
34	v. Louisiana-Monroe	2001-02
	v. Chicago State	2013-14
	v. USF	2016-17
	v. Arizona	11/20/22
	v. Detroit Mercy	12/21/22

	v. Detroit Mercy	11/10/23
33	v. Memphis	2019-20
	v. Houston	2020-21
32	v. Syracuse	2012-13
	v. St. John's	2011-12
	v. Wright State	2011-12
	v. USF	2008-09
	v. Wofford	2006-07
	v. Syracuse	2006-07

3-Point Field Goal Percentage (min: 5 made)

.833	v. Regis (5-6)	1986-87
.750	v. Central Florida (6-8)	2014-15
.741	v. Duke (5-7)	1998-99
.682	v. Tulsa (15-22)	2017-18
.667	v. Massachusetts (8-12)	1992-93
.643	v. Temple (9-14)	2014-15
.636	v. Stony Brook (7-11)	2014-15
.632	v. Vermont (12-19)	2019-20

Free Throws Made

42	v. Louisville	2002-03
41	v. Arkansas-Pine Bluff	2015-16
38	v. UAB	1997-98
38	at UConn (AAC)	2016-17
37	v. North Texas State	1957-58
36	v. Bradley	1956-57

Free Throws Attempted

59	v. Arkansas-Pine Bluff	2015-16
58	v. Louisville	2002-03
55	v. UAB	1997-98
55	v. Bowling Green	2019-20
51	v. North Texas State	1957-58
49	v. Miami (OH)	1952-53
	v. Miami (OH)	1956-57
	v. Arkansas	1995-96

Free Throw Percent (min. 10 made)

1.000	v. Loyola (Ill.) (12-12)	1986-87
	v. Saint Louis (8-8)	1992-93
	v. Temple (17-17)	1995-96
	v. Louisville (18-18)	2005-06

Rebounds

84	v. Union	1954-55
82	v. Kent State	1952-53
80	v. Tennessee	1955-56
	v. North Texas State	1957-58

Rebound Margin

+48	v. Chicago State	2013-14
+45	v. Tennessee	1955-56
+43	v. Union	1954-55
+40	v. Case Western Reserve	1952-53
	v. North Texas State	1957-58

Assists

41	v. St. Joseph's (Ind.)	1975-76
32	v. Robert Morris	2015-16
29	v. Fairleigh Dickinson	2016-17
28	v. Pacific	1958-59
27	(last vs. Toledo, 2009-10)	

Steals

23	v. Ark.-Little Rock	2012-13
20	v. Tulane	1978-79
	v. Howard	1996-97
19	v. Akron	1976-77
	v. Arkansas-Pine Bluff	2015-16
18	v. Bowling Green	1989-90
	v. Wyoming	1995-96

Blocked Shots

18	v. Marquette	2005-06
15	v. Iowa State	1999-00
14	v. DePaul	1997-98
13	v. Memphis	1999-00
	v. Miami (Ohio)	2004-05

Turnovers

31	v. Cleveland State	1973-74
29	v. Pittsburgh	1978-79
	v. Tulane	1978-79
	v. Xavier	1997-98
	v. Central Michigan	2006-07

Personal Fouls

39	v. William & Mary	1951-52
38	v. Morehead State	1955-56
	v. Louisville	1985-86
37	v. Miami (Ohio)	1951-52

Disqualifications

5	v. William & Mary	1950-51
	v. St. Bonaventure	1950-51

Overtime Periods

7	v. Bradley	1981-82
	(75-73 UC win), NCAA Record	

Fewest Points Scored

11	v. Kentucky	1983-84
31	v. Louisville	1980-81
37	v. Louisville	1983-84
38	v. Georgia Tech	1977-88

Fewest Field Goals Made

5	v. Kentucky	1983-84
12	v. Memphis	2008-09
	v. LaSalle	1948-49
13	v. Saint Louis	1960-61
	v. Connecticut	2013-14

Fewest Field Goals Attempted

12	v. Kentucky	1983-84
----	-------------	---------

Lowest Field Goal Percentage

.156	v. LaSalle (12-77)	1948-49
.207	v. Butler (17-82)	1948-49
.215	v. Butler (17-79)	1948-49
.222	v. Duquesne (14-63)	1951-52
.243	v. Miami (Ohio) (17-71)	1948-49

Fewest 3-Point Field Goals Made

0	(last vs. Tulane, 2014-15)	
---	----------------------------	--

Fewest 3-Point Field Goals Att.

2	v. South Carolina	1988-89
	v. Morehead State	1986-87

Lowest 3-Point FG Percentage

.000	v. multiple opponents	
------	-----------------------	--

Fewest Free Throws Made

0	v. Georgia Tech	1977-78
1	v. VCU	1978-79
	v. Kentucky	1983-84
	v. Pittsburgh	2013-14

Fewest Free Throws Attempted

0	v. Georgia Tech	1977-78
2	v. Louisville	2008-09
	v. Kentucky	1983-84
	v. Tulane	1982-83
3	v. Brown	1973-74

v. Pittsburgh	2013-14
---------------	---------

Lowest Free Throw Percentage

.143	v. Louisville (1-7)	2011-12
.222	v. UNC Wilmington (2-9)	2000-01
.240	v. Tulsa (6-25)	1968-69
.286	v. Toledo (4-14)	1951-52
.300	v. Tulsa (3-10)	1966-67
	v. East Carolina (3-10)	2001-02

Fewest Rebounds

9	v. Kentucky	1983-84
13	v. Georgia Tech	1977-78
15	v. Louisville	1980-81

Fewest Assists

1	v. Xavier	1968-69
2	v. multiple opponents	

Fewest Steals

0	v. multiple opponents	
---	-----------------------	--

Fewest Blocked Shots

0	v. multiple opponents	
---	-----------------------	--

Fewest Turnovers

3	v. Ohio State	1960-61
	v. Louisville	1984-85
	v. Boston University	2001-02
	v. Villanova	2011-12
	v. Memphis	2013-14
	v. Texas Southern	2016-17
	v. Memphis	2017-18
4	v. Virginia Tech	1982-83
	v. Charlotte	2000-01
	v. Middle Tennessee	2003-04
	v. Georgetown	2005-06
	at Houston	2018-19
	v. Detroit Mercy	12/21/22
	at South Florida	1/18/23

Fewest Personal Fouls

5	v. Chaminade	11/7/22
---	---------------------	----------------



Leonard Stokes scored 31 points while Cincinnati set a school record, making 42 free throws in a 101-80 win over Louisville on Feb. 21, 2003.

SINGLE-GAME INDIVIDUAL RECORDS

Minutes Played

73	Bobby Austin v. Bradley	1981-82
64	Dwight Jones v. Bradley	1981-82
63	Junior Johnson v. Bradley	1981-82
	Mike Williams v. Bradley	1981-82
60	David Kennedy v. Memphis	1980-81
56	Troy Caupain vs. UConn	2015-16

Points

62	O. Robertson v. North Texas	1959-60
56	O. v. Seton Hall	1957-58
	O. Robertson v. Arkansas	1957-58
50	O. Robertson v. St. Louis	1957-58
	O. Robertson v. Wich. State	1957-58
	O. Robertson v. Iowa	1959-60

Field Goals Made

23	O. Robertson v. N. Texas St.	1959-60
22	O. Robertson v. Seton Hall	1957-58
21	O. Robertson v. Arkansas	1957-58
19	Larry Imburgia v. Cedarville	1950-51
	O. Robertson v. Kansas	1959-60

Field Goals Attempted

34	O. Robertson v. Arkansas	1957-58
34	O. Robertson v. Miami (Ohio)	1958-59
33	Jack Twyman v. WKU	1954-55
	O. Robertson v. Iowa	1959-60
32	Jack Twyman v. Ball State	1954-55
	O. Robertson v. Seton Hall	1957-58
	O. Robertson v. Bradley	1959-60
	O. Robertson v. Wichita State	1959-60
	LaZelle Durden v. Wyoming	1994-95

Field Goal Percentage (min. 10 made)

.933	Danny Fortson v. E. Mich. (14-15)	1996-97
.923	George Wilson v. Ohio (12-13)	1962-63
.917	Kenyon Martin v. UNLV (11-12)	1998-99
.909	Erik Martin v. SEMO (10-11)	1992-93
	Eric Hicks v. DePaul (10-11)	2004-05

3-Point Field Goals Made

10	Melvin Levett v. E. Kentucky	1997-98
9	Landers Nolley II vs. Arizona	11/21/22
	LaZelle Durden v. Memphis	1993-94
	Deonta Vaughn v. Wofford	2006-07
	Deonta Vaughn v. C. Carolina	2007-08
8	Nick Van Exel v. Temple	1992-93
	LaZelle Durden v. Temple	1993-94
	LaZelle Durden v. Austin Peay	1993-94
	LaZelle Durden v. Chgo State	1993-94
	LaZelle Durden v. Saint Louis	1993-94
	LaZelle Durden v. Dayton	1993-94
	Melvin Levett v. Oakland	1998-99
	Steve Logan v. Oakland	1998-99
	Field Williams v. Coppin State	2003-04
	Tony Bobbitt v. USF	2003-04
	Deonta Vaughn v. UConn	2007-08
	Sean Kilpatrick v. N.C. A&T	2012-13

3-Point Field Goals Attempted

20	LaZelle Durden v. Wyoming	1994-95
17	LaZelle Durden v. Temple	1993-94
	LaZelle Durden v. Dayton	1993-94
	Deonta Vaughn v. Wofford	2006-07
16	Darnell Burton v. Miss. State	1995-96
	Melvin Levett v. Oakland	1998-99
	Deonta Vaughn v. USF	2006-07

3-Point Field Goal Percentage (min. 5 made)

1.000	Field Williams v. Louisville (5-5)	2001-02
1.000	Marcus Sikes v. G'town (5-5)	2006-07
1.000	Sean Kilpatrick v. Wright State (5-5)	2010-11
1.000	Justin Jenifer v. SMU (5-5)	2018-19
.833	Darnell Burton v. Xavier (5-6)	1995-96
.800	Field Williams v. Cop. State (8-10)	2003-04

Free Throws Made

22	O. Robertson v. North Texas St.	1958-59
----	---------------------------------	---------

20	O. Robertson v. Wichita St.	1957-58
19	Deonta Vaughn v. Notre Dame	2008-09
	O. Robertson v. St. Bonaventure	1959-60
18	O. Robertson v. Drake	1959-60
	Bobby Brannen v. Minnesota	1997-98

Free Throws Attempted

25	O. Robertson v. North Texas St.	1958-59
	O. Robertson v. St. Bonaventure	1959-60
22	Deonta Vaughn v. N.Dame	2008-09
	O. Robertson v. Miami (Ohio)	1957-58
	Jarron Cumberland v. Temple	2019-20
21	O. Robertson v. Wichita St.	1957-58
	Chris McNeal v. BGSU	2019-20
20	O. Robertson v. New York	1958-59
	O. Robertson v. Drake	1959-60
	Bobby Brannen v. Minnesota	1997-98
	Jason Maxiell v. Valparaiso	2003-04

Free Throw Percentage (min. 10 made)

Sean Kilpatrick v. IA State (16-16)	2012-13
O. Robertson v. Xavier (14-14)	1957-58
Bobby Brannen v. So. Miss. (14-14)	1997-98
O. Robertson v. Seton Hall (12-12)	1957-58
Steve Logan v. IA State (12-12)	1999-00
David Delulius v. Houston (12-12)	2021-22
Steve Logan v. USF (11-11)	2000-01
Sean Kilpatrick v. L'ville (11-11)	2013-14
Junior Johnson v. Xavier (10-10)	1982-83
Bobby Brannen v. Morehead St. (10-10)	1997-98
Steve Logan v. W. Forest (10-10)	2001-02
Eric Hicks v. Louisville (10-10)	2005-06
Yancy Gates v. G'town (10-10)	2010-11

Rebounds

33	Connie Dierking v. Loyola (La.)	1956-57
31	Connie Dierking v. North Texas	1957-58
30	Jack Twyman v. Miami (Ohio)	1954-55
	Connie Dierking v. GW	1955-56

Assists

16	Steve Logan v. Coppin State	2001-02
15	Eddie Lee v. Seton Hall	1978-79
13	O. Robertson v. K-State	1958-59
12	O. Robertson v. Pacific	1958-59
	O. Robertson v. DePaul	1959-60
	Dean Foster v. Wichita State	1965-66
	Eddie Lee v. West Virginia	1978-79
	Eddie Lee v. Florida State	1978-79
	Eddie Lee v. North Carolina	1979-80
	Elcardo Givens v. S. Florida	1987-88
	David Delulius v. SMU	2020-21
	David Delulius v. ECU	1/11/23

Steals

8	Dick Dallmer v. Xavier	1948-49
	Tony Bobbitt v. Coppin State	2003-04
7	Michael Horton v. Louisville	1997-98
	Cashmere Wright v. Villanova	2011-12
6	Brian Williams v. Kent State	1976-77
	Brian Williams v. St. Joe's (Ind.)	1976-77
	Eddie Lee v. Rutgers	1976-77
	Bobby Austin v. Tulane	1978-79
	Kenneth Henry v. ECU	1985-86
	Ronnie Ellison v. NKU	1987-88
	Ronnie Ellison v. VA Tech	1987-88
	Allen Jackson v. Saint Louis	1991-92
	Terry Nelson v. GA Southern	1992-93
	Erik Martin v. Xavier	1992-93
	Charles Williams v. Howard	1996-97
	Kenyon Martin v. Nicholls State	1998-99
	Deonta Vaughn v. NC State	2006-07
	Cashmere Wright v. Villanova	2011-12
	Sean Kilpatrick v. Ark.-Pine Bluff	2011-12

Blocked Shots

10	Rick Roberson v. Bradley	1966-67
	Jim Ard v. Miami (Ohio)	1968-69
	Kenyon Martin v. DePaul	1997-98
	Kenyon Martin v. Memphis	1999-00
	Eric Hicks v. Marquette	2005-06
8	George Wilson v. Dayton	1963-64

	Kenyon Martin v. Louisville	1997-98
	Eric Hicks v. Xavier	2003-04
	Jason Maxiell v. Houston	2004-05
	Viktor Lakhin v. SMU	1/14/23

Turnovers

11	Dean Foster v. Wichita State	1965-66
10	Derrek Dickey v. Louisville	1971-72
	Dwight Jones v. Augustana	1979-80

TRIPLE DOUBLES

Oscar Robertson v. Pacific (39 points, 23 rebounds, 10 assists)	Dec. 17, 1958
Oscar Robertson v. Miami (Ohio) (43 points, 21 rebounds, 10 assists)	Feb. 17, 1959
Oscar Robertson v. Wichita State (34 points, 14 rebounds, 11 assists)	Feb. 21, 1959
Oscar Robertson v. Kansas State (24 points, 17 rebounds, 13 assists)	Mar. 14, 1959
Oscar Robertson v. Louisville (39 points, 17 rebounds, 10 assists)	Mar. 21, 1959
Oscar Robertson v. Indiana State (45 points, 23 rebounds, 10 assists)	Dec. 1, 1959
Oscar Robertson v. Bradley (42 points, 22 rebounds, 10 assists)	Dec. 22, 1959
Oscar Robertson v. N. Texas State (16 points, 11 rebounds, 11 assists)	Feb. 8, 1960
Oscar Robertson v. California (18 points, 10 rebounds, 10 assists)	Mar. 18, 1960
Oscar Robertson v. New York (32 points, 14 rebounds, 11 assists)	Mar. 19, 1960
Rick Roberson v. Bradley (16 points, 10 rebounds, 10 blocks)	Jan. 17, 1967
Kenyon Martin v. DePaul (24 points, 23 rebounds, 10 blocks)	Feb. 21, 1997
Kenyon Martin v. Memphis (28 points, 13 rebounds, 10 blocks)	Jan. 19, 2000
Kenny Satterfield v. Tulane (12 points, 11 rebounds, 10 assists)	Jan. 29, 2001
Eric Hicks v. Marquette (22 points, 12 rebounds, 10 blocks)	Jan. 7, 2006

Triple Double Leaders

Oscar Robertson	10
Kenyon Martin	2
Eric Hicks	1
Rick Roberson	1
Kenny Satterfield	1



2023-24 Cincinnati Men's Basketball Combined Team Statistics All games

Page 1/1
as of Nov 19, 2023

Game Records

Record	Overall	Home	Away	Neutral
ALL GAMES	4-0	4-0	0-0	0-0
CONFERENCE	0-0	0-0	0-0	0-0
NON-CONFERENCE	4-0	4-0	0-0	0-0

Score by Periods

Team	1st	2nd	OT	TOT
Cincinnati	183	154	0	337
Opponents	118	140	0	258

Team Box Score

No.	Player				Total		3-Point		F-Throw		Rebounds													
		GP-GS	MIN	AVG	FG-FGA	FG%	3FG-3FGA	3FG%	FT-FTA	FT%	OFF	DEF	TOT	AVG	PF	DQ	A	TO	BLK	STL	PTS	AVG		
0	SKILLINGS JR., Dan	4-0	103:25	25.9	21-48	.438	7-20	.350	9-16	.563	10	22	32	8.0	4	0	5	5	2	2	58	14.5		
1	THOMAS, Day Day	4-4	93:29	23.4	22-43	.512	6-17	.353	7-11	.636	1	9	10	2.5	7	1	11	6	0	8	57	14.3		
30	LAKHIN, Viktor	4-4	99:22	24.8	21-38	.553	3-9	.333	10-14	.714	16	22	38	9.5	6	0	9	3	2	5	55	13.8		
15	NEWMAN III, John	4-4	104:30	26.1	14-24	.583	5-9	.556	5-9	.556	4	15	19	4.8	6	0	6	3	1	6	38	9.5		
2	JAMES, Jizzle	4-0	64:55	16.2	12-26	.462	3-9	.333	10-11	.909	3	5	8	2.0	4	0	10	7	1	1	37	9.3		
41	LUKOSIUS, Simas	4-1	98:22	24.6	13-35	.371	5-19	.263	2-2	1.000	2	9	11	2.8	1	0	18	4	0	0	33	8.3		
5	FREDRICK, CJ	4-3	92:44	23.2	10-22	.455	8-15	.533	0-1	.000	1	5	6	1.5	6	0	4	1	1	2	28	7.0		
33	OGUAMA, Ody	4-4	73:29	18.4	7-13	.538	0-0	.000	3-6	.500	6	16	22	5.5	11	0	1	1	3	3	17	4.3		
10	REED, Josh	4-0	51:58	13.0	4-12	.333	2-7	.286	0-2	.000	5	7	12	3.0	4	0	5	3	0	1	10	2.5		
11	ANTHONY, C.J.	2-0	09:31	4.8	2-5	.400	0-1	.000	0-0	.000	2	2	4	2.0	1	0	1	1	0	0	4	2.0		
44	TOLENTINO, Sage	1-0	05:05	5.1	0-2	.000	0-1	.000	0-0	.000	0	1	1	1.0	1	0	0	0	0	0	0	0.0		
21	KIRKWOOD, Chase	1-0	01:35	1.6	0-0	.000	0-0	.000	0-0	.000	0	0	0	0.0	0	0	0	0	0	0	0	0.0		
14	LONG, Landen	1-0	01:35	1.6	0-0	.000	0-0	.000	0-0	.000	0	0	0	0.0	0	0	0	0	0	0	0	0.0		
Team											4	5	9					3						
Total		4	800		126-268	.470	39-107	.364	46-72	.639	54	118	172	43.0	51	1	70	37	10	28	337	84.3		
Opponents		4	800		99-238	.416	20-82	.244	40-60	.667	25	99	124	31.0	69	4	43	48	13	20	258	64.5		

Team Statistics

	UC	OPP
Scoring	337	258
Points per game	84.3	64.5
Scoring margin	+19.8	-
Field goals-att	126-268	99-238
Field goal pct	.470	.416
3 point fg-att	39-107	20-82
3-point FG pct	.364	.244
3-pt FG made per game	9.8	5.0
Free throws-att	46-72	40-60
Free throw pct	.639	.667
F-Throws made per game	11.5	10.0
Rebounds	172	124
Rebounds per game	43.0	31.0
Rebounding margin	+12.0	-
Assists	70	43
Assists per game	17.5	10.8
Turnovers	37	48
Turnovers per game	9.3	12.0
Turnover margin	+2.8	-
Assist/turnover ratio	1.9	0.9
Steals	28	20
Steals per game	7.0	5.0
Blocks	10	13
Blocks per game	2.5	3.3
Winning streak	4	-
Home win streak	4	-
Attendance	27284	0
Home games-Avg/Game	4-6821	0-0
Neutral site-Avg/Game	-	0-0

Team Results

Date	Opponent		Score	Att.
11/06/2023	UIC	W	69-58	9936
11/10/2023	Detroit Mercy	W	93-61	4267
11/12/2023	Eastern Wash.	W	85-73	3063
11/19/2023	Northern Ky.	W	90-66	10018



2023-24 Cincinnati Men's Basketball
Team Game-by-Game
All games

Page 1/1
as of Nov 19, 2023

				Total		3-Pointers		Free throws		Rebounds											
Opponent	Date	Score		FG-FGA	PCT	3FG-3FGA	PCT	FT-FTA	PCT	OFF	DEF	TOT	AVG	PF	A	TO	BLK	STL	PTS	AVG	
UIC	11/06/2023	69-58	W	28-67	.418	5-25	.200	8-13	.615	10	29	39	39.0	9	12	9	2	11	69	69.0	
Detroit Mercy	11/10/2023	93-61	W	35-71	.493	16-34	.471	7-15	.467	19	33	52	45.5	13	23	13	2	5	93	81.0	
Eastern Wash.	11/12/2023	85-73	W	28-60	.467	8-21	.381	21-31	.677	7	29	36	42.3	19	14	7	2	6	85	82.3	
Northern Ky.	11/19/2023	90-66	W	35-70	.500	10-27	.370	10-13	.769	18	27	45	43.0	10	21	8	4	6	90	84.3	
Total		337		126-268	.470	39-107	.364	46-72	.639	54	118	172	43.0	51	70	37	10	28	337	84.3	
Opponents		258		99-238	.416	20-82	.244	40-60	.667	25	99	124	31.0	69	43	48	13	20	258	64.5	

Cincinnati Averages

Games Played	Points/game	FG Pct	3FG Pct	FT Pct	Rebounds/game	Assists/game	Turnovers/game	Assist/Turnover ratio	Steals/game	Blocks/game
4	84.3	47.0	36.4	63.9	43.0	17.5	9.3	1.9	7.0	2.5



2023-24 Cincinnati Men's Basketball
Opponents Game-by-Game
All games

Page 1/1
as of Nov 19, 2023

				Total		3-Pointers		Free throws		Rebounds											
Opponent	Date	Score		FG-FGA	PCT	3FG-3FGA	PCT	FT-FTA	PCT	OFF	DEF	TOT	AVG	PF	A	TO	BLK	STL	PTS	AVG	
UIC	11/06/2023	69-58	W	26-60	.433	2-16	.125	4-7	.571	6	30	36	36.0	14	7	15	7	4	58	58.0	
Detroit Mercy	11/10/2023	93-61	W	21-56	.375	9-23	.391	10-17	.588	5	21	26	31.0	18	10	15	3	8	61	59.5	
Eastern Wash.	11/12/2023	85-73	W	26-58	.448	5-23	.217	16-23	.696	3	29	32	31.3	24	16	10	2	4	73	64.0	
Northern Ky.	11/19/2023	90-66	W	26-64	.406	4-20	.200	10-13	.769	11	19	30	31.0	13	10	8	1	4	66	64.5	
Total		258		99-238	.416	20-82	.244	40-60	.667	25	99	124	31.0	69	43	48	13	20	258	64.5	
Cincinnati		337		126-268	.470	39-107	.364	46-72	.639	54	118	172	43.0	51	70	37	10	28	337	84.3	

Opponents Averages

Games Played	Points/ game	FG Pct	3FG Pct	FT Pct	Rebounds/ game	Assists/ game	Turnovers/ game	Assist/Turnover ratio	Steals/ game	Blocks/ game
4	64.5	41.6	24.4	66.7	31.0	10.8	12.0	0.9	5.0	3.3