



WOMEN'S BASKETBALL

GAME 25

CINCINNATI AT HOUSTON

2019-20 CINCINNATI SCHEDULE & RESULTS			
OCTOBER			
29	CHARLESTON (EXH)	W	67-52
NOVEMBER			
5	UTAH	W	68-62
10	SAINT LOUIS	L	50-60
13	OHIO STATE	L ot	73-78
16	BALL STATE	W	63-56
19	CHATTANOOGA	W	72-53
27	vs Iowa ¹	L	61-69
28	vs Bucknell ¹	L	48-56
DECEMBER			
5	at VCU	W	58-56
8	Miami (OH)	W	98-68
14	at Xavier	W	85-78
17	ALABAMA A&M	W	62-47
21	PITTSBURGH	W	69-53
30	COPPIN STATE	W	86-40
JANUARY			
5	at USF *	L	68-76
8	at Memphis *	W	73-66
12	UCF *	W	81-64
18	at Tulane *	L	59-64
22	HOUSTON *	W	85-66
26	TEMPLE *	W	86-81
30	at UConn *	L	50-80
FEBRUARY			
2	USF *	W	60-55
8	at SMU *	W	73-58
12	TULSA *	W	78-53
15	at UCF *	L	42-49
18	at Houston *	ADN	8pm
23	TULANE *	ESPNU	4pm
26	UCONN *	ESPN3	7pm
29	at Wichita State *	ESPN3	3pm
MARCH			
2	ECU *	BearcatsTV	7pm
6	at AAC First Round ²		TBD
7	at AAC Quarterfinals ²		TBD
8	at AAC Semifinals ²		TBD
9	at AAC Championship ²		TBD

¹ Puerto Rico Clasico (San Juan, Puerto Rico)
² AAC Championship (Uncasville, Conn.)
* American Athletic Conference game
BOLD CAPS - HOME
ALL TIMES ARE LISTED EASTERN

GAME RESET										
GAME INFORMATION					CINCINNATI BEARCATS			HOUSTON COUGARS		
Tuesday, February 18, 2020					Record			12-14		
7:00 PM CT (8:00 PM ET)					AAC			5-7		
Fertitta Center					Coach			Ronald Hughey		
Houston, Texas					Career			71-109 (6th)		
					at CIN			71-109 (6th)		
BROADCAST INFORMATION										
American Digital Network (web)					per Game	Stat	AAC	per Game	Stat	AAC
BearcatsTV (web radio)					Points	68.7	3rd	Points	62.8	8th
SERIES HISTORY					Rebounds	37.6	8th	Rebounds	37.8	7th
Overall CIN leads, 20-6					Assists	16.7	2nd	Assists	12.4	9th
Streak CIN, W4					Steals	8.0	9th	Steals	8.1	7th
at HOU CIN leads, 7-2					Blocks	4.1	t-3rd	Blocks	4.0	5th
Last CIN 88:82 at HOU (1/10/18)					A/T O Margin	+1.3	2nd	A/T O Margin	+0.7	10th
CINCINNATI PROBABLE STARTERS										
NO.	NAME	POS.	HT.	CL.	HOMETOWN	GP-GS	PPG	RPG	APG	MIN
4	Angel Rizor	F	6-0	Sr.	Zebulon, N.C.	24-24	11.5	6.8	2.8	32.7
11	Sam Rodgers	G	5-10	Sr.	Cincinnati, Ohio	24-24	9.2	4.1	3.1	36.4
12	Antoinette Miller	G	5-6	Sr.	Detroit, Mich.	20-20	15.2	3.5	4.1	33.2
23	Ilmar'i Thomas	F	5-10	Jr.	Oakland, Calif.	24-23	19.1	8.3	^ 0.9	32.9
30	Florence Sifa	G	5-7	Sr.	Bujumbura, Burundi	13-13	6.4	2.4	1.3	19.3
OFF THE BENCH										
2	Aleah Nelson	G	5-6	Fr.	Nottingham, Md.	21-0	1.4	1.3	1.1	10.6
3	Jada Scott	G	6-1	Fr.	Townsend, Ga.	12-1	1.2	1.1	0.5	7.1
5	Jana Abdullah	F	6-2	Fr.	Alexandria, Egypt	1-0	0.0	0.0	0.0	2.6
10	Jadyn Scott	F	6-1	Fr.	Townsend, Ga.	16-0	1.6	1.6	^ 0.4	8.5
14	Addaya Moore	G	5-10	So.*	Granite City, Ill.	24-12	3.5	4.5	1.5	21.4
15	Arame Niang	F	6-3	Jr.*	Rufisque, Senegal	--	sitting out (NCAA transfer)			
21	Jordan Tuff	G	5-8	Fr.	Kernersville, N.C.	13-0	2.2	0.7	0.3	7.1
33	Sofia Gritzali	G	5-7	Fr.	Thessaloniki, Greece	6-0	1.5	2.2	0.3	6.7
35	Chellia Watson	G	5-8	Fr.	Winder, Ga.	22-1	4.1	1.7	1.4	11.4
50	Nesma Khalifa	C	6-4	So.	Alexandria, Egypt	21-2	1.2	0.9	^ 0.3	5.6
^ blocks/game										
BEARCATS NEWS & NOTES										
THE GAME: The University of Cincinnati women's basketball team is back on the road Tuesday night as the Bearcats are set to meet Houston inside the Fertitta Center in a 7 p.m. CT (8 p.m. ET) tip on the American Digital Network (web video) and BearcatsTV (web radio). The Bearcats stand 16-8 overall and tied for second in the AAC standings ay 7-4 while the Cougars sport a 12-14 record and stand 5-7 in AAC play.						TIP INS <ul style="list-style-type: none"> Cincinnati currently has 695 all-time victories, just five away from reaching the 700-victory milestone. With two current players in the 1,000-point club (Thomas & Miller), Angel Rizor is closing in on the group as she has scored 962 points in her career, leaving her 38 away. Angel Rizor earned a spot on this week's AAC Honor Roll after averaging 13.5 ppg and 9.0 rpg as UC went 1-1. Rizor opened the week with a double-double against Tulsa, scoring 15 points and tying her season-best with 13 rebounds before adding 12 and 5 at UCF Saturday. Cincinnati has won 11 in a row at home following its 78-53 victory over visiting Tulsa. The Bearcats have created a formidable home-court advantage inside newly-renovated Fifth Third Arena with a 29-4 home record going back to last season. In total, the Red & Black boasts a 76.8% (53-16) winning percentage on their home floor over the last four seasons. Currently, UC has won 11 in a row at home, last coming up short on Nov. 13, 2019, vs. Ohio State (78-73, ot). Tickets are now on sale for the AAC Women's Basketball Championships that will be played March 6-9 at the Mohegan Sun Arena in Uncasville, Conn. 				
THE SERIES: UC holds an all-time record of 20-6 against the Cougars and won earlier this season at home, 85-66 (1/22/20), to extend its winning streak to four in a row over UH. The two sides have met in Houston nine times with UC holding a 7-2 record and have won five in a row, including an 88-82 decision in the last meeting in Texas (1/10/18).										
LAST TIME OUT: Cincinnati saw its three-game winning streak snapped Saturday as the Bearcats fell on the road at UCF, 49-42, in a very defensive game. Angel Rizor led the way with 12 points and added five rebounds while Sam Rodgers scored 10 points and added team highs in both steals (3) and assists (2).										

2019-20 NUMERICAL ROSTER

NO.	NAME	POS.	HT.	YR.	HOMETOWN/HIGH SCHOOL/LAST SCHOOL
2	Aleah Nelson	G	5-6	FR	Nottingham, Md./McDonogh
3	Jada Scott	F	6-1	FR	Townsend, Ga./Frederica Academy
4	Angel Rizor	F	6-0	SR	Zebulon, N.C./East Wake
5	Jana Abdullah	F	6-2	FR	Alexandria, Egypt/King Integrated American School
10	Jadyn Scott	F	6-1	FR	Townsend, Ga./Frederica Academy
11	Sam Rodgers	G	5-10	SR	Cincinnati, Ohio/Lakota East
12	Antoinette Miller	G	5-6	SR	Detroit, Mich./Southfield-Lathrup
14	Addaya Moore	G	5-10	SO*	Granite City, Ill./Granite City/Illinois
15	Arame Niang	F	6-3	JR*	Rufisque, Senegal/Kansai Gaidai University/Western Kentucky
21	Jordan Tuff	G	5-8	FR	Kernersville, N.C./Connections Academy
23	Ilmar'i Thomas	F	5-10	JR	Oakland, Calif./Sacred Heart Cathedral Prep
30	Florence Sifa	G	5-7	SR	Bujumbura, Burundi/Jacksonville College
33	Sofia Gritzali	G	5-6	FR	Thessaloniki, Greece/Hellenic College of Thessaloniki
35	Chellia Watson	G	5-8	FR	Winder, Ga./Winder-Barrow
50	Nesma Khalifa	C	6-4	SO	Alexandria, Egypt/KGC Kawmya Girls College/Tallahassee CC

2019-20 ALPHABETICAL ROSTER

NO.	NAME	POS.	HT.	YR.	HOMETOWN/HIGH SCHOOL/LAST SCHOOL
5	Jana Abdullah	F	6-2	FR	Alexandria, Egypt/King Integrated American School
33	Sofia Gritzali	G	5-6	FR	Thessaloniki, Greece/Hellenic College of Thessaloniki
50	Nesma Khalifa	C	6-4	SO	Alexandria, Egypt/KGC Kawmya Girls College/Tallahassee CC
12	Antoinette Miller	G	5-6	SR	Detroit, Mich./Southfield-Lathrup
14	Addaya Moore	G	5-10	SO*	Granite City, Ill./Granite City/Illinois
2	Aleah Nelson	G	5-6	FR	Nottingham, Md./McDonogh
15	Arame Niang	F	6-3	JR*	Rufisque, Senegal/Kansai Gaidai University/Western Kentucky
4	Angel Rizor	F	6-0	SR	Zebulon, N.C./East Wake
11	Sam Rodgers	G	5-10	SR	Cincinnati, Ohio/Lakota East
3	Jada Scott	F	6-1	FR	Townsend, Ga./Frederica Academy
10	Jadyn Scott	F	6-1	FR	Townsend, Ga./Frederica Academy
30	Florence Sifa	G	5-7	SR	Bujumbura, Burundi/Jacksonville College
23	Ilmar'i Thomas	F	5-10	JR	Oakland, Calif./Sacred Heart Cathedral Prep
21	Jordan Tuff	G	5-8	FR	Kernersville, N.C./Connections Academy
35	Chellia Watson	G	5-8	FR	Winder, Ga./Winder-Barrow

COACHING STAFF

		YR AT UC	ALMA MATER
Head Coach	Michelle Clark-Heard	2nd	Western Kentucky (1990)
Associate Head Coach	Melissa Kolbe	2nd	Wittenberg (1999)
Assistant Coach	Heath Alexander	2nd	Oregon (1998)
Assistant Coach	Surina Dixon	2nd	Mississippi Valley State (1983)
Video Coordinator	Zach Anderson	5th	Cincinnati (2014)
Director of Operations	Erica Holmes	1st	Denison (2017)
Assistant to the Head Coach	Jalynn McClain	1st	Western Kentucky (2016)
Graduate Assistant	Monique Thompson	1st	Northwest Christian (2018)
Student Assistant Coach	Zenzele Apesemaka-Vital	2nd	

PRONUNCIATIONS

BEARCAT	PRO-NUN-SEE-AY-SHUN
2 Jana Abdullah	jan-uh
50 Nesma Khalifa	nezz-muh kuh-leaf-uh
14 Addaya Moore	uh-day-uh
15 Arame Niang	uh-rom
4 Angel Rizor	rye-zurr
3 Jada Scott	jay-duh
10 Jadyn Scott	jay-dinn
30 Florence Sifa	see-fuh
23 Ilmar'i Thomas	ee-marr-ee
35 Chellia Watson	chell-uh
AC Melissa Kolbe	coal-bee

QUICK FACTS

GENERAL INFORMATION

Location	Cincinnati, OH 45221
Founded	1819
Enrollment	46,388
Nickname	Bearcats
Colors	Red and Black
Arena	Fifth Third Arena (12,012)
Affiliation	NCAA Division I
Conference	American Athletic
President	Dr. Neville Pinto
Alma Mater	Indian Institute of Tech, New Delhi
Director of Athletics	John Cunningham
Alma Mater	TCU
Faculty Athletics Representative	Brian Hatch
Department of Athletics Phone	(513) 556-4603
Athletics Ticket Office Phone	(877) CATS-TIX
Athletics Website	GoBEARCATS.com
Athletics Twitter Account	@GoBearcats

HISTORY

First year of basketball	1971
All-time record	695-660 (.512)
No. Yrs. in NCAA Tournament/Last	4 / 2003
No. Yrs. in WNIT/Last	9 / 2019
Last Postseason Opponent	TCU
Result	L, 69-55

TEAM INFORMATION

Head Coach	Michelle Clark-Heard
Career Record	218-99 (10th Yr)
Record at CIN	40-19 (2nd Yr)
2019-20 Record	16-8
Home	12-2
Road	4-4
Neutral	0-2
American Athletic Record	7-4
Starters Returning/Lost	5/0 (Returning: Miller, Rizor, Rodgers, Sifa, Thomas)
Letterwinners Returning/Lost	5/8
Newcomers	9
% of scoring returning	75.6% (1,780 of 2,353)
% of rebounding returning	66.7% (874 of 1,310)

ATHLETICS COMMUNICATIONS

Director / WBB Contact	Alex Ryan
Office	(513) 556-5181
Mobile	(513) 623-9992
Email	alex.ryan@uc.edu
Athletics Comm. Staff	Ryan Koslen Andre Foushee Mollie Radzinski
Website	GoBEARCATS.com

2019-20 AMERICAN ATHLETIC CONFERENCE STANDINGS

	AAC	Pct.	O'All	Pct.	Home	Away	Neut.	Last 10	Strk
1. UConn	10-0	1.000	21-3	.875	9-2	11-1	1-0	8-2	W1
2. CINCINNATI	7-4	.636	16-8	.667	12-2	4-4	0-2	7-3	L1
UCF	7-4	.636	15-8	.652	11-1	4-5	0-2	6-4	W4
USF	7-4	.636	15-10	.600	12-2	3-4	0-4	6-4	L1
5. Tulane	7-5	.583	12-13	.480	7-9	5-2	0-2	5-5	L4
6. Temple	6-5	.545	14-10	.583	9-4	5-4	0-2	6-4	W1
7. Wichita State	6-6	.500	14-11	.560	9-4	4-6	1-1	6-4	W1
8. Houston	5-7	.417	12-14	.462	9-3	1-9	2-2	4-6	L2
9. Memphis	4-8	.333	13-12	.520	8-5	4-6	1-1	4-6	L1
SMU	4-8	.333	10-14	.417	8-7	1-7	1-0	3-7	L1
11. ECU	3-8	.273	6-18	.250	4-7	2-9	0-2	3-7	W1
12. Tulsa	2-10	.167	7-18	.280	6-6	1-10	0-2	2-8	W1

updated through Feb. 16, 2020

// TICKETS ON SALE

Tickets for the 2020 American Athletic Conference Women's Basketball Championships are on sale now. The tournament will once again be held at the Mohegan Sun Arena in Uncasville, Conn., and will take place March 6-9. To purchase your ticket, visit: https://cpaw.io/wbb20_aactourney.

// LOG JAM

Ahead of Tuesday's game, the Bearcats in a three-way tie for second place in the American as UC, UCF and USF each sport 7-4 records in league play. Tulane, next Sunday's opponent at home (4 p.m.) is one-half game behind at 7-5 with Temple (6-5) and Wichita State (6-6) close behind.

// DEFENSE

In Saturday's loss at UCF, the Bearcats limited the Knights to just four points in the first quarter and 15 points total in the first half. The four points in the first quarter marked the second time UC had limited an opponent to under 10 points in the opening quarter of play (9, Ball State) and the eighth time overall this year a team has been limited to under 10 points in any quarter. The four points also are the fewest allowed in any quarter this year, surpassing the five score by USF in the fourth quarter in Cincinnati February 2. Overall, the 15 points allowed in the first half are the fewest of any half this year, surpassing the 16 Coppin State scored in the first half earlier this year.

// DOUBLE DIP

Against Tulsa last Wednesday, both Ilmar'i Thomas and Angel Rizor recorded doubles, their seventh and third of the year, respectively. Thomas scored 21 points and added 11 rebounds while Rizor posted 15 and 13, giving her 13 boards in back-to-back games. The last time two Bearcats recorded double-doubles in the same game was the same duo against Ohio State earlier this year. In that contest, Thomas scored 25 points and collected 12 rebounds while Rizor tallied 10 points and also recorded 12 boards.

// CLOSING IN

With her play this year, Rizor continues to near milestones in program history, most notably scoring as she currently needs just 38 points to join the 1,000 Point Club at UC. Along with her scoring, she also has continued to clean the glass as she has pulled down 666 rebounds in her career, leaving her one shy of tying for 10th all-time in program history. Earlier this season, she moved into the Top 10 in career blocks as her 60 currently rank her ninth.

// RIZOR HONORED

Last week, Angel Rizor averaged 13.5 points and 9.0 rebounds and recorded her third double-double of the year, which helped earn her a place on this week's AAC Honor Roll. Against Tulsa, Rizor posted a double-double with 15 points and 13 rebounds, giving her back-to-back games with 13 boards as well. Then, in Sunday's defensive struggle at UCF, she led the team with 12 points and added five rebounds with one steal and one block. The award is her third of the year after she was named to the Honor Roll both December 9 and December 16.

// MILLER MAKING MOVES

Antoinette Miller also is on the move in the career record books as she already is among the Top 10 in assists and is nearly a spot in the steals category as well. With 354 dimes to her credit, Miller is #7 all-time at UC and needs six to tie Cheryl Cook (1982-85) for the #6 spot. Miller also has accumulated 147 steals, leaving her five shy of the #10 spot all-time. Miller has had a strong senior season to date. After a stellar start to the year, highlighted by six-straight games of double-figure scoring, she was sidelined for four games with injury. Now again in the lineup and back to her usual workload, the senior scored a career-high 27 points at Memphis on Jan. 8 and added team highs of 20, 21, and 19 points, respectively, against Tulane on Jan. 18, Temple on Jan. 26, and at No. 4 UConn, among other solid performances. She also added 14 in the come-from-behind win against USF Feb. 2, scoring 10 of those points in the third quarter to help her earn a spot on the American's Honor Roll for the week. In league play, she is posting 18.4 points each outing, which is third-best in The American, and 3.9 assists per. She recently became the 28th member of the program's 1,000-point club on Jan. 26 vs. Temple.

// SHE'S ON FIRE!

Against Tulsa last week, Sam Rodgers caught fire from behind the arc as she finished 5-of-8 for the day and tied her career-high for made treys in a contest. The sixth time she has hit for three or more threes in a game this year and the second in a row (3 at SMU), Rodgers previously splashed in five treys against Butler last year in the WNIT when she also was 5-of-8 from three.

// IIMAR'I PULLING RANK

On the season, Thomas is averaging an AAC-best 19.1 points per game, including 19.1 per in conference play (2nd). Her team-leading 8.3 rebounds each time out ranks as seventh-best in The American and her 59.3% shooting from the field – and 62.1% in league play – also ranks first in the conference. Furthermore on the season, she averages 3.7 offensive rebounds (3rd in AAC) and 80.7% free-throw shooting (5th in AAC). Nationally, the junior ranks 11th in field goals made (181), 11th in field goal percentage (59.3%), and 23rd in total points (459).

CINCINNATI'S RECORD WHEN...

Overall	16-8
Home	12-2
Road	4-4
Neutral	0-2
American	7-4
American Home	5-0
American Road	2-4
Overtime games	0-1
Versus ranked opponents	0-1
Leading at the half	13-1
Trailing at the half	1-7
Tied at the half	2-0
Outshooting its opponent	14-3
Being outshot by its opponent	2-5
Outrebounding its opponent	9-2
Being outrebounded by opponent	5-6
Rebounds are equal	2-0
Games decided by 10 or fewer points	5-5
Games decided by 5 or fewer points	3-2
Score 50-plus points	1-3
Score 60-plus points	5-2
Score 70-plus points	4-1
Score 80-plus points	5-0
Score 90-plus points	1-0
Opp. score less than 40 points	--
Opp. score less than 50 points	2-1
Opp. score less than 60 points	7-1
Opp. score less than 70 points	5-3
Opp. score less than 80 points	1-2
Opp. score 80-plus points	1-1
Opp. score 90-plus points	--
Commit fewer turnovers than opp.	11-7
Commit more turnovers than opp.	2-1
Turnovers are equal	3-0
On Monday	1-0
On Tuesday	3-0
On Wednesday	4-2
On Thursday	1-2
On Friday	--
On Saturday	4-2
On Sunday	3-2
In November	3-4
In December	6-0
In January	4-3
In February	3-1
In March	--
In White Uniforms	12-2
In Black Uniforms	1-4
In Red Uniforms	2-2
In Pink Uniforms	1-0
After a Win	10-6
After a Loss	5-2

THE LAST TIME...

UC SCORED 100 OR MORE POINTS IN A GAME

vs. Charleston Southern, Nov. 25, 2003 (W, 105-60)

UC PLAYED AN OVERTIME GAME

Won vs. Houston, Jan. 31, 2015 (W, 69-66)

Lost vs. Ohio State, Nov. 13, 2019 (L, 73-78)

UC PLAYED A DOUBLE-OT OR LONGER GAME

Won vs. Houston, Jan. 7, 2015 (W, 76-73)

Lost vs. Xavier, Dec. 12, 2012 (L, 67-69)

UC WON A GAME BY 20+ POINTS

vs. Tulsa, Feb. 12, 2020 (W, 78-53)

UC WON A GAME BY 30+ POINTS

vs. Miami (OH), Dec. 8, 2019 (W, 98-68)

UC WON A GAME BY 40+ POINTS

vs. Coppin State, Dec. 30, 2019 (W, 86-40)

A UC PLAYER SCORED 20+ POINTS IN A GAME

Ilmar'i Thomas (21), vs. Tulsa, Feb. 12, 2020

TWO UC PLAYERS SCORED 20+ POINTS IN A GAME

Antoinette Miller (27), Ilmar'i Thomas (23)
at Memphis, Jan. 8, 2020

THREE UC PLAYERS SCORED 20+ POINTS IN A GAME

Ana Owens (22), Bianca Quisenberry (22),
& Shanice Johnson (21), vs. Houston, Jan. 17, 2017

A UC PLAYER SCORED 30+ POINTS IN A GAME

Ilmar'i Thomas (35) vs. Houston, Jan. 22, 2020

1 UC PLAYER RECORDED A DOUBLE-DOUBLE

Sam Rodgers (13p-10r), vs. Temple, Jan. 26, 2020

2 UC PLAYERS RECORDED A DOUBLE-DOUBLE

Ilmar'i Thomas (21-11) & Angel Rizer (15-13)
vs. Tulsa, Feb. 12, 2020

3 UC PLAYERS RECORDED A DOUBLE-DOUBLE

Jill Stephens (17-12), Tenishia Benson (19-10),
Kahla Roudebush (19-11), vs. C. Michigan, Dec. 17, 2007

A UC PLAYER HAD DOUBLE-DOUBLE IN CONSEC. GMS

Ilmar'i Thomas, at Tulane, Jan. 18, 2020 (12p-11r)
& vs. Houston, Jan. 22, 2020 (35p-10r)

A UC PLAYER RECORDED A TRIPLE-DOUBLE

Jane Anne Preston (13p-10r-11a), vs. Marquette, Jan. 25, '92

A UC PLAYER HAD 10+ ASSISTS IN A GAME

Antoinette Miller (11), at Memphis, Feb. 13, 2019

A PLAYER HAD 20+ REBOUNDS IN A GAME

Jill Stephens (22), vs. McNeese State, Nov. 21, 2007

A UC PLAYER HAD 5+ STEALS IN A GAME

Antoinette Miller (8), vs. USF, Feb. 2, 2020

A UC PLAYER HAD 5+ BLOCKS IN A GAME

Jeanise Randolph (6), at Louisville, Jan. 11, 2014

A UC PLAYER HAD 5+ 3-POINTERS MADE IN A GAME

Sam Rodgers (5), vs. Tulsa, Feb. 12, 2020

OPPONENT COMPARISON

STATISTICAL COMPARISON

	CIN	OPP	HOU	OPP
Scoring	1648	1488	1633	1739
Points p/g	68.7	62.0	62.8	66.9
Scoring Margin	+6.7	--	-4.1	--
Field Goals - Att.	639-1522	550-1412	613-1575	657-1587
Field Goal %	.420	.390	.389	.414
3-Point FG - Att.	87-309	126-410	136-489	141-463
3-Point FG %	.282	.307	.278	.305
Free Throws - Att.	283-385	262-396	271-448	284-427
Free Throw %	.735	.662	.605	.665
Rebounds	903	911	983	1031
Rebounds p/g	37.6	38.0	37.8	39.7
Assists p/g	16.7	13.4	12.4	13.7
Turnovers p/g	13.0	17.2	18.4	18.5
Steals p/g	8.0	6.0	8.1	9.3
Blocks p/g	4.1	4.5	4.0	3.3

INDIVIDUAL LEADERS

Points	Thomas	19.1	Gladney	11.8
Points	Miller	15.2	Branch	11.2
Rebounds	Thomas	8.3	Hill	6.6
Assists	Miller	4.1	Blackshell	4.0
Steals	Rizer	1.7	Blackshell	2.0
Blocks	Moore	1.0	Jones	0.8

SERIES HISTORY

All-Time	Cincinnati leads, 20-6 (CIN, W4)
at CIN	Cincinnati leads, 10-2 (CIN, W3)
at HOU	Cincinnati leads, 7-2 (CIN, W1)
Neutral	Cincinnati leads, 3-2 (HOU, W2)

Jan. 22, 2020	H	W	85-66
Jan. 23, 2019	H	W	68-57
Feb. 26, 2018	H	W	61-57
Jan. 10, 2018	A	W	88-82
March 3, 2017	N	L	74-61
Feb. 11, 2017	A	W	71-62
Jan. 7, 2017	H	W	63-57
Feb. 20, 2016	A	W	67-61
Jan. 30, 2016	H	W	56-50
Jan. 31, 2015	H	W	69-66
Jan. 7, 2014	A	W	76-73
Feb. 8, 2014	H	L	39-48
Jan. 11, 2014	A	W	59-50
Jan. 21, 2005	H	L	56-63
Mar. 5, 2004	N	L	67-84
Jan. 23, 2004	A	L	56-60
Jan. 19, 2003	H	W	79-69
Mar. 3, 2002	N	W	78-74
Jan. 5, 2001	H	W	ot 63-62
Mar. 3, 2000	N	W	65-59
Feb. 18, 2000	A	W	66-64
Jan. 10, 1999	H	W	ot 93-87
Jan. 27, 1998	N	W	62-57
Jan. 9, 1998	A	W	62-43
Feb. 16, 1997	H	W	81-65

// THOMAS JOINS THE CLUB

Needing 10 points to reach 1,000 for her career, Thomas posted 21 points on Dec. 30 against Coppin State to become the 27th member of the UC women's basketball 1,000-point club. Now with 1,221 career points, Thomas currently ranks 14th on the all-time scoring list with Regina Williams (1985-89) ahead of her in 13th with 1,237 points (+16). The junior was the first Bearcats 1,000-point scorer since guard Ana Owens reached the milestone in 2017.

// HISTORIC WIN

UC's 86-40 defeat of Coppin State on Dec. 30 was the Bearcats' largest margin of victory since Dec. 4, 1982 when they defeated Carlow 101-24 on a neutral floor in Pittsburgh. The win also capped a perfect 6-0 record during the month of December. The last time UC recorded a perfect month of competition came in 2011 when they started the season with a 5-0 record during November.

// RODGERS HONORED

On the heels of back-to-back impressive showings, Rodgers was picked for the AAC Weekly Honor Roll on Monday, Dec. 23. She collected the honor after averaging 15.5 points, 57.1% shooting (5-of-9) from 3-point range, 3.0 assists, and 2.0 steals in helping UC to a pair of wins on the week. The weekly league honor was Rodgers' first of this season and the second of her career. For the season, the Cincinnati native is averaging 8.6 points, 4.3 rebounds, 3.2 assists, and 1.3 steals a contest. In addition, her assist-to-turnover ratio (1.6) is fourth-best in the AAC, while her 36.5 minutes each outing is fourth-most in the league.

// SCORING EXPLOSION

UC's 98-point scoring output vs. Miami (OH) on Dec. 8 was the most since tallying 96 at home vs. Valparaiso (96-69) on Nov. 16, 2007. The last time the Bearcats scored more than 98 was in 2003 when they netted 105 vs. Charleston Southern. UC's record scoring output is 109 at Marquette in 1992.

// MILLER'S MEMORABLE SEASON

Antoinette Miller burst onto the scene in 2018-19, leading the Bearcats to their best season in over 15 years. Individually, she made a mark on the UC record book with a couple notable career statistical jumps. She entered this season ranked 5th all-time in minutes played (1,185) and 3rd all-time in assists (183).

// 2020 SIGNING CLASS

The University of Cincinnati women's basketball has signed a talented quartet of 2020 recruits, complete with highly-decorated student-athletes Riane Burton, Caitlin Elseaser, Jillian Hayes, and Destiny Haymer.

Burton ranks as the No. 88 prospect nationally and a four-star recruit in the 2020 class by Prospects Nation ... Tabbed as the No. 10 wing in the country in her class by ESPN ... Averaged 16 points and 11 rebounds per game as a junior at Cypress Ranch High School ... Three-time First Team All-District honoree ... 2018-19 All-Greater Houston First Teamer and All-State selection.

Elseaser averaged 17 points and 7 rebounds per game as a junior at Liberty-Benton High School ... Division III Third Team All-Ohio and Second Team All-Northwest District in 2019 ... First Team Blanchard Valley Conference pick ... Four-year high school volleyball letter winner who was recently a part of a state championship team.

Hayes ranks as the No. 116 prospect in the 2020 class by Collegiate Girls Basketball Report ... Tabbed as a four-star

TEAM STATISTICS

Category	Stat	AAC	NCAA
Scoring Offense	68.7	3rd	
Scoring Defense	62.0	6th	
Scoring Margin	+6.7	3rd	
Free Throw Pct.	.735	2nd	
Field Goal Pct.	.420	3rd	
FG Pct. Defense	.390	5th	
3-FG Pct.	.282	8th	
3-FG Pct. Defense	.307	6th	
Rebounding Offense	37.6	8th	
Rebounding Defense	38.0	8th	
Rebound Margin	-0.3	8th	
Blocked Shots	4.1	t-3rd	
Assists	16.7	2nd	
Steals	8.0	9th	
Turnover Margin	+4.21	2nd	42nd
Assist/TO Ratio	1.3	2nd	13th
Offensive Rebounds	13.3	5th	
Defensive Rebounds	24.3	7th	
3-FG Made	3.6	11th	

* NCAA rankings list if in Top 50 only

INDIVIDUAL STATISTICS

Category	Stat	AAC	NCAA
Scoring			
Thomas, Ilmar'i	19.1	t-1st	21st
Miller, Antoinette	15.2	7th	
Rizor, Angel	11.5	21st	
Rebounding			
Thomas, Ilmar'i	8.3	7th	
Rizor, Angel	6.8	10th	
Field Goal Percentage			
Thomas, Ilmar'i	.593	1st	11th
Miller, Antoinette	.371	11th	
Assists			
Miller, Antoinette	4.1	7th	
Free Throw Percentage			
Thomas, Ilmar'i	.815	3rd	
Rizor, Angel	.794	6th	
Steals			
Rizor, Angel	1.7	12th	
Three-Point Field Goal Percentage			
Rodgers, Sam	.331	11th	
Three-Point Field Goals Made			
Rodgers, Sam	1.7	10th	
Blocked Shots			
Moore, Addaya	1.0	t-5th	
Thomas, Ilmar'i	0.9	10th	
Rizor, Angel	0.8	t-14th	
Assist/Turnover Ratio			
Miller, Antoinette	1.8	3rd	
Rodgers, Sam	1.6	4th	
Offensive Rebounds			
Thomas, Ilmar'i	3.7	3rd	
Rizor, Angel	2.8	9th	
Defensive Rebounds			
Thomas, Ilmar'i	4.6	9th	
Rizor, Angel	4.0	11th	
Rodgers, Sam	4.0	12th	
Minutes Played			
Rodgers, Sam	36.3	4th	35th
Miller, Antoinette	33.2	13th	
Thomas, Ilmar'i	33.0	15th	
Rizor, Angel	32.6	19th	

* NCAA rankings list if in Top 50 only

recruit by Prospects Nation ... Averaged 17 points and 8 rebounds per game as a junior at Loveland High School ... Honorable Mention Division I All-Ohio and Second Team All-Southwest District in 2019 ... Father Jonathan is current head coach of the XFL's St. Louis BattleHawks, her mother, Kristi, a former Missouri Valley Conference Women's Basketball Player of the Year at Drake, and her brother, Jaxson, the 8th overall pick in the 2019 NBA Draft and a current member of the New Orleans Pelicans.

Haymer ranks as the No. 12 junior college recruit in the 2020 class by All Star Girls Report (ASGR) ... First Team All-MACJC and NJCAA All-Region 23 pick in 2019 ... Averaged 12.1 points, 3.9 rebounds, and 3.7 assists in a year ago ... In high school, was tabbed the 2017-18 Gatorade Mississippi Player of the Year ... Averaged 16.9 points, 7.3 rebounds, 4.8 steals and 3.4 assists per game ... Led the Jaguars to the 2016 5A state championship...Had 10 career triple-doubles and one quadruple-double.

// THOMAS ON TOP

After shooting 60.4% from the field in 2018-19, Ilmar'i Thomas' career field-goal percentage currently sits at 59.8% which is best in program history, trailed by Linda Norwell who shot 53.4% from 1974-77. Thomas was second in the conference and Top 15 nationally in shooting last season.

// CONTINUING MOMENTUM

UC will aim to continue the momentum from last year's historic season which included consecutive postseason wins for the first time in program history (WNIT quarterfinals), first 20-win season (24) since 2003, first time with 12 conference wins since 1999, and highest-ever finish in the American Athletic Conference (AAC) (3rd).

// THEY'RE BACK

With nine newcomers to the program in 2019-20, the Red & Black returns five starters, as well as Illinois transfer Addaya Moore. Returning senior starters include 2019 second team all-AAC pick Miller, Rizor, and Sam Rodgers. In addition, first team all-conference honoree Thomas and reigning league Newcomer of the Year Florence Sifa are also back.

// UP NEXT

Cincinnati is back at home for two in a row starting Sunday when they play host to Tulane in a scheduled 4 p.m. start on ESPNU. The game will be the second of a men's-women's doubleheader with the men facing Wichita State at 1 p.m. on ESPN.

2019-20 DOUBLE-DOUBLES

Player	19-20	Career
THOMAS, Ilmar'i	7	15
RIZOR, Angel	3	4
MILLER, Antoinette	1	1
RODGERS, Sam	1	1

2019-20 DOUBLE-DIGIT SCORING GAMES

Player	19-20	Career
THOMAS, Ilmar'i	20	59
MILLER, Antoinette	15	52
RIZOR, Angel	15	46
RODGERS, Sam	12	35
SIFA, Florence	2	2
TUFF, Jordan	1	1
WATSON, Chellia	1	1

2019-20 20+ POINT GAMES

Player	19-20	Career
THOMAS, Ilmar'i	9	14
MILLER, Antoinette	6	12
RIZOR, Angel	2	2

2019-20 30+ POINT GAMES

Player	19-20	Career
THOMAS, Ilmar'i	2	2

AWARDS EARNED IN 2019-20

AAC Preseason All-Conference

MILLER, Antoinette	2nd Team
THOMAS, Ilmar'i	2nd Team

AAC Player of the Week (3)

THOMAS, Ilmar'i	11/25, 1/13, 1/27
-----------------	-------------------

AAC Weekly Honor Roll (11)

MILLER, Antoinette	11/11, 2/3
RODGERS, Sam	12/23
RIZOR, Angel	12/9, 12/16, 2/17
THOMAS, Ilmar'i	11/18, 12/16, 12/31, 1/6, 2/10

SPECIALTY STATISTICS						
OPPONENT	RESULT	IN PAINT	OFF T/O	2ND CHNC	FST BRK	BENCH
Utah		24	4	12	6	27
at Cincinnati	W, 68-62	36	21	16	10	25
Saint Louis		20	6	9	8	5
at Cincinnati	L, 50-60	26	14	14	4	6
Ohio State		40	10	4	14	29
at Cincinnati	L, 73-78 (ot)	40	26	16	8	6
Ball State		24	11	10	11	21
at Cincinnati	W, 63-56	34	17	12	15	23
Chattanooga		26	9	3	3	16
at Cincinnati	W, 72-53	40	13	17	8	7
vs Iowa		34	11	11	0	16
Cincinnati	L, 61-69	30	8	19	0	2
vs Bucknell		18	4	2	6	10
Cincinnati	L, 48-56	30	8	7	4	15
at VCU		28	14	4	6	39
Cincinnati	W, 58-56	34	23	7	12	13
Miami (Ohio)		28	18	16	13	21
at Cincinnati	W, 98-68	60	19	22	33	30
at Xavier		36	21	13	12	39
Cincinnati	W, 85-78	40	19	6	20	19
Alabama A&M		30	9	8	4	20
at Cincinnati	W, 62-47	32	8	11	15	6
Pittsburgh		28	13	10	2	13
at Cincinnati	W, 69-53	26	22	9	11	19
Coppin State		14	7	9	0	15
at Cincinnati	W, 86-40	52	29	29	35	29
at USF		26	11	20	8	20
Cincinnati	L, 68-76	34	11	7	1	2
at Memphis		52	12	8	10	12
Cincinnati	W, 73-66	32	18	10	12	8
UCF		30	11	11	4	11
at Cincinnati	W, 81-64	42	25	17	13	7
at Tulane		38	7	7	15	21
Cincinnati	L, 59-64	20	17	12	12	2
Houston		38	18	6	14	6
at Cincinnati	W, 85-66	48	18	11	13	5
Temple		42	14	21	11	20
at Cincinnati	W, 86-81	30	10	8	12	6
at UConn		34	10	11	5	8
Cincinnati	L, 50-80	22	10	5	6	0
USF		16	6	9	7	14
at Cincinnati	W, 60-55	28	16	9	8	6
at SMU		24	15	14	11	13
Cincinnati	W, 73-58	28	25	11	6	12
Tulsa		36	12	8	9	15
at Cincinnati	W, 78-53	42	12	21	9	10
at UCF		22	11	12	11	7
Cincinnati	L, 42-49	20	21	9	14	10
at Houston						
Cincinnati						
Tulane						
at Cincinnati						
UConn						
at Cincinnati						
at Wichita State						
Cincinnati						
ECU						
at Cincinnati						
TOTALS		IN PAINT	OFF T/O	2ND CHNC	FST BRK	BENCH
CINCINNATI		826	410	305	281	268
AVERAGE		34.4	17.1	12.7	11.7	11.2
OPPONENTS						
AVERAGE		708	264	238	190	418
		29.5	11.0	9.9	7.9	17.4

STARTING LINEUPS	
OPPONENT	UC STARTERS
Utah	Rizor, Rodgers, Miller, Sifa, Khalifa
St. Louis	Rizor, Rodgers, Miller, Thomas, Sifa
Ohio State	Rizor, Rodgers, Miller, Moore, Thomas
Ball State	Rizor, Rodgers, Miller, Moore, Thomas
Chattanooga	Rizor, Rodgers, Miller, Moore, Thomas
vs Iowa	Rizor, Rodgers, Miller, Thomas, Sifa
vs Bucknell	Rizor, Rodgers, Miller, Thomas, Sifa
at VCU	Rizor, Rodgers, Moore, Thomas, Sifa
Miami (Ohio)	Rizor, Rodgers, Moore, Thomas, Sifa
at Xavier	Rizor, Ridgoers, Moore, Thomas, Khalifa
Alabama A&M	Rizor, Rodgers, Moore, Thomas, Sifa
Pittsburgh	Rizor, Rodgers, Miller, Thomas, Watson
Coppin State	Rizor, Rodgers, Miller, Moore, Thomas
at USF	Rizor, Rodgers, Miller, Moore, Thomas
at Memphis	Ja. Scott, Rizor, Rodgers, Miller, Thomas
UCF	Rizor, Rodgers, Miller, Moore, Thomas
at Tulane	Rizor, Rodgers, Miller, Moore, Thomas
Houston	Rizor, Rodgers, Miller, Moore, Thomas
Temple	Rizor, Rodgers, Miller, Thomas, Sifa
at UConn	Rizor, Rodgers, Miller, Thomas, Sifa
USF	Rizor, Rodgers, Miller, Thomas, Sifa
at SMU	Rizor, Rodgers, Miller, Thomas, Sifa
Tulsa	Rizor, Rodgers, Miller, Thomas, Sifa
at UCF	Rizor, Rodgers, Miller, Thomas, Sifa
at Houston	-
Tulane	-
UConn	-
at Wichita St.	-
ECU	-

RECORD BY STARTING LINEUP	
LINEUP	RECORD
Rizor, Rodgers, Miller, Sifa, Khalifa	1-0
Rizor, Rodgers, Miller, Thomas, Sifa	4-5
Rizor, Rodgers, Miller, Moore, Thomas	5-3
Rizor, Rodgers, Moore, Thomas, Sifa	3-0
Rizor, Rodgers, Moore, Thomas, Khalifa	1-0
Rizor, Rodgers, Miller, Thomas, Watson	1-0
Ja. Scott, Rizor, Rodgers, Miller, Thomas	1-0

2019-20 RADIO/TELEVISION CHART



ALEAH NELSON
FR | NOTTINGHAM, MD



JADA SCOTT
FR | TOWNSEND, GA



ANGEL RIZOR
SR | ZEBULON, NC



JANA ABDULLAH
FR | ALEXANDRIA, EGYPT



JADYN SCOTT
FR | TOWNSEND, GA



SAM RODGERS
SR | CINCINNATI, OH



ANTOINETTE MILLER
SR | DETROIT, MI




ADDAYA MOORE
R-SO | GRANITE CITY, IL



ARAME NIANG
R-JR | RUFISQUE, SENEGAL




JORDAN TUFF
FR | KERNERSVILLE, NC




IIMAR'I THOMAS
JR | OAKLAND, CA



FLORENCE SIFA
SR | BUJUMBURA, BURUNDI



SOFIA GRITZALI
FR | THESSALONIKI, GREECE



CHELLIA WATSON
FR | WINDER, GA



NESMA KHALIFA
SO | ALEXANDRIA, EGYPT



MICHELLE CLARK-HEARD
HEAD COACH



MELISSA KOLBE
ASSOCIATE HEAD COACH



SURINA DIXON
ASSISTANT COACH



HEATH ALEXANDER
ASSISTANT COACH

HEAD COACH MICHELLE CLARK-HEARD



Michelle Clark-Heard was named the ninth University of Cincinnati women's basketball coach in March 2018.

Clark-Heard, who was an assistant at UC from 2002-05, spent the previous six seasons as the head coach at Western Kentucky University.

In her first season at the helm at UC in 2018-19, Clark-Heard led the Bearcats to 24 wins -- the most victories in a head coach's first season in program history, and the most triumphs in 17 years. The Red & Black's historic accomplishments also included the first time with consecutive postseason wins in program history (WNIT quarterfinals), its first 20-win season since 2003, first time with 12 conference wins since 1999, highest-ever finish in the American Athletic Conference (third place), and first time with three or more regular-season conference honorees since 2003 (Thomas - First Team All-AAC, Miller - Second Team All-AAC, Sifa - Newcomer of the Year).

In six seasons at WKU, Clark-Heard reached four NCAA Tournaments, won four conference tournament championships and two regular season conference titles while posting 154 wins, becoming the second-fastest Lady Topper coach to reach 100 victories with the program.

Clark-Heard took over a program with a 9-21 record in 2011-12 and she led the Hilltoppers to a 22-11 mark in her first season (2012-13), a 13-win improvement, which was the largest in Sun Belt Conference history.

WKU finished the 2017-18 campaign with a 24-9 record and captured the 2018 Conference USA Tournament championship and qualified for its third NCAA Tournament in four years. Tashia Brown was tabbed as an Associated Press Honorable Mention All-American and the C-USA Player of the Year.

Clark-Heard amassed a 154-47 (.766) record at WKU and a 178-79 (.693) career mark. Clark-Heard has led her teams to six consecutive 20-win seasons and six-straight appearances in the postseason (four NCAA, two WNIT).

The 2016-17 campaign saw WKU claim its second sweep of the C-USA regular season and tournament championships in just three seasons as a member of the league. The Lady Toppers put together a 27-7 record and a 16-2 mark in C-USA play; the team also pieced together a 12-game winning streak entering the NCAA Tournament, culminating in a 67-56 win over Southern Miss in the C-USA championship game on March 11.

Following the season, Clark-Heard was invited to serve as an assistant coach for the United States U-23 National Team in the inaugural Four Nations Tournament in Tokyo, Japan. During her second stint with the red, white and blue, Clark-Heard helped to push the Americans to an undefeated record and the championship in the event, defeating their opponents by an average of 32 points along the way.

Following the 2014-15 season, Clark-Heard was recognized for her outstanding accomplishments, earning Conference USA Coach of the Year and 2015 United States Marine Corps/WBCA NCAA Division I Regional Coach of the Year honors. Her selection as a WBCA Regional Coach of the Year also made her a finalist for the Pat Summitt Trophy, awarded annually to the 2015 United States Marine Corps/WBCA NCAA Division I National Coach of the Year.

MICHELLE CLARK-HEARD

HEAD WOMEN'S BASKETBALL COACH | SECOND SEASON

Clark-Heard was named an assistant coach for the 2015 U.S. Pan American Women's Basketball Team, joining head coach Lisa Bluder of the University of Iowa and fellow assistant coach Scott Rueck of Oregon State University on the 2015 staff. In Toronto, Clark-Heard helped lead the United States to a silver medal in her international assistant coaching debut, falling just short in the gold medal game against the host Canadians.

In 2013-14, Clark-Heard helped WKU win its final seven regular season games before reeling off three straight in New Orleans, La. in March 2014 to win the Sun Belt Conference Championships with a 61-60 win over Arkansas State after WKU faced a 14-point deficit in the second half. The season also saw WKU defeat Georgetown in the Puerto Rico Classic after facing a 16-point deficit in the second half.

The season was capped by a 87-74 loss to fifth-ranked Baylor in Waco, Texas in the opening round of the 2014 NCAA Tournament, ending the longest NCAA Tournament appearance drought in program history.

The run to the tournament helped WKU secure a 24-9 record and finish with 20-wins for the second straight season. Her consecutive 20-win seasons to begin her time at WKU marked the first time in Sun Belt Conference history that a team had won 20 games in back-to-back years following a season in which it had won less than 10 games.

Her success in 2013-14 followed a massive improvement on the floor in 2012-13.

In her first year as a Division One coach in 2012-13, Clark-Heard helped WKU to a 13-win improvement over the 2011-12 season output. It was the largest in Sun Belt Conference history as WKU turned a 9-21 mark into a 22-11 record. WKU's eight win improvement in conference play from five wins to 13 wins was tied for the largest in league history. The Lady Toppers also became the first team in Sun Belt Conference history to win 20 games in the season following a year in which the team won less than 10 games earlier this season.

Her first season at WKU also showcased her ability to develop players. The duo of Chastity Gooch and Alexis Govan averaged a combined 12.7 ppg in 2011-12 but posted 36.5 per outing in 2012-13. The duo combined for 1,203 points after posting 381 last season. The team also saw major improvement in nearly all statistical categories, including improving free throw shooting by over 11 percent to .739, the third highest mark in school history.

Clark-Heard spent five years as an assistant coach to Jeff Walz at Louisville from 2007-12. During her time with the program, the Cardinals made three Sweet 16 appearances and their first Final Four appearance, finishing as the National Runner-Up in 2009.

Showing her prowess as a recruiter, she was instrumental in bringing in the No. 12 recruiting class to UofL in 2008, then followed with three consecutive Top 10 classes in 2009, 2010 and 2011. The 2010 recruiting class was the highest ranked class in school history, No. 5 nationally.

Among the most notable players Clark-Heard coached at Louisville was overall number one pick in the 2009 WNBA Draft, Angel McCoughtry and overall number eight pick in the 2013 WNBA Draft, Shoni Shimmell. Overall, she coached five players at Louisville that went on to be drafted in the WNBA Draft.



Prior to her time at Louisville, Clark-Heard spent two seasons as the head coach at Kentucky State, taking the reigns of the program in June 2005. She took over a program that had won just one game during the 2004-05 season. In her first season she led the Thorobrettes to a 5-23 record, four of the wins were against Southern Intercollegiate Athletic Conference opponents. Her team was picked to finish 11th in the SIAC but ended the season in ninth place. In her second season at KSU, she guided the Thorobrettes to an impressive 19-9 record, finishing tied for fourth place in the SIAC. Clark-Heard earned SIAC Coach-of-the-Year honors after the impressive turnaround. Her 2006-07 Thorobrettes were the second most improved team in NCAA Division II women's basketball during the 2006-07 season.

Before being named head coach at Kentucky State, Clark-Heard spent three seasons at Cincinnati as an assistant and four years at Nebraska in the same role. The Bearcats advanced to postseason play in two of her three seasons there while she helped Nebraska reach the NCAA Tournament twice during her time with the team. She was also responsible for helping sign McDonald's All-American Janice Bright for the Cornhuskers in 2001 while coaching alongside current Louisville coach Jeff Walz and under former WKU coach Paul Sanderford.

A four-year letterwinner on the Hill (1987-90), Clark-Heard was part of four NCAA Tournament teams during her Lady Topper career. She also helped guide the Lady Toppers to a pair of Sun Belt Conference Tournament championships (1988 and 1989) and two conference regular-season titles (1989 and 1990). She played in 118 games during her four years in the Hill, scoring 790 points and pulling down 615 rebounds. WKU amassed 89 victories during her four years in uniform, winning 70 percent of the games over that span and putting together three 20-win seasons.

Upon graduation from WKU, she spent eight years working within a recreational setting in Kentucky, including five years in Bowling Green and three with the Louisville Metro Parks Department.

While in Louisville, she served as head junior varsity coach and assistant varsity coach at DuPont Manual High School for the 1994-95 season. Additionally, she played professionally with the Kentucky Marauders of the Women's Basketball Association in 1994-95.

The Louisville native earned Kentucky High School State Player of the Year honors in 1986 while playing at Atherton High School and was inducted into the Atherton Hall of Fame in 2003.

She married Luther Heard on August 16, 2003.

HEAD COACH MICHELLE CLARK-HEARD

YEAR-BY-YEAR AS HEAD COACH

	Overall	Home	Away	Neutral
OVERALL	218-99	116-28	77-58	25-13
2019-20	16-8	12-2	4-4	0-2
2018-19	24-11	17-2	6-8	1-1
2017-18	24-9	11-1	6-7	7-1
2016-17	27-7	14-1	9-3	4-3
2015-16	27-7	14-1	12-5	1-1
2014-15	30-5	14-1	12-3	4-1
2013-14	24-9	11-3	8-5	5-1
2012-13	22-11	10-5	10-6	2-0
2006-07	19-9	8-4	10-4	1-1
2005-06	5-23	5-8	0-13	0-2

	Conference	Postseason
OVERALL	119-52	--
2019-20	7-4	--
2018-19	12-4	WNIT Quarterfinals
2017-18	12-4	NCAA First Round
2016-17	16-2	NCAA First Round
2015-16	15-3	WNIT Quarterfinals
2014-15	16-2	NCAA First Round
2013-14	13-5	NCAA First Round
2012-13	13-7	WNIT Second Round
2006-07	13-6	--
2005-06	4-15	--

WNBA DRAFT PICKS COACHED

Asia Taylor (Louisville, 2011-14)	Minnesota Lynx
Antonita Slaughter (Louisville, 2011-14)	Los Angeles Sparks
Shoni Schimmel (Louisville, 2011-14)	Atlanta Dream
Angel McCoughtry (Louisville, 2005-09)	Atlanta Dream
Candace Bingham (Louisville, 2008-09)	San Antonio Silver Stars
K.B. Sharp (Cincinnati, 2000-03)	New York Liberty
Nicole Kubik (Nebraska, 1995-98)	Los Angeles Sparks

BY THE NUMBERS

Overall Head Coaching Record	218-99
Head Coaching Record Over Last Four Years	91-35
Tournament Titles as Head Coach	4
Overall Postseason Record as Head Coach	21-9
NCAA Tournament Appearances as AC or HC	11
Conference Coach of the Year Selections	2

RETURN TO CINCINNATI

Clark-Heard was a member of Laurie Pirtle's -- the all-time winningest head coach in UC women's basketball history -- staff as an assistant from 2002-05. With Clark-Heard on the sidelines during the 2002-03 season, the Bearcats won 23 games and advanced to the 2003 NCAA Tournament. Overall, the Red & Black won 43 games over the three seasons.



COMMENTS ON COACH CLARK-HEARD

"Michelle brings an impressive, proven record as a head coach. Coupled with our move back to what we believe will be the nation's finest on-campus arena provides for an exciting new era for women's basketball at the University of Cincinnati."

- Mike Bohn, Former Director of Athletics -- University of Cincinnati

"Six years ago, Michelle Clark-Heard inherited a program coming off a school-record 21 losses the prior season. The job she has done has been truly remarkable. Our 154 total wins during her tenure include four NCAA Tournament appearances, four conference tournament championships and two conference regular season championships. Exhibiting a tireless work ethic and daily devotion to her players, she has demanded and delivered excellence on and off the court and represented WKU and the Lady Topper Basketball program with passion, grace and class. As a result, our program is in a significantly better position today than where it was in March of 2012. We truly wish Michelle all the best in her future endeavors."

- Todd Stewart, Director of Athletics Western Kentucky University

"The hallmark of a great university is a leadership that cares for its students, whether that leadership is faculty, staff, administrators or coaches. Hilltopper athletics has been blessed with a cadre of coaches

who put the student first in student-athlete, and Coach Clark-Heard is at the forefront. We will always be grateful for what she has meant to the Lady Topper program, from the student-athletes to the loyal fan base. We look forward to following her continued success."

- Dr. Tim Caboni, President Western Kentucky University

"I was fortunate to have worked with Michelle when she was on staff at Louisville. She is a terrific coach, has a great understanding of the game and an unmatched work ethic."

- Jeff Walz, Head Coach University of Louisville



2019-20 CINCINNATI BEARCATS



ANTOINETTE MILLER

SENIOR | DETROIT, MICH. | SOUTHFIELD-LATHRUP

2019-20 Season // Senior: Scored a game-high 21 points in the season opener vs. Utah (11/5)... Led all scorers with 21 points vs. St. Louis (11/10)... Scored 20 points vs. Ohio State (11/13)... Added double-double of 14 points and 10 rebounds vs. Ball State (11/16)... Posted 19 points, six rebounds, and four rebounds at USF (1/5)... Scored 27 points at Memphis (1/8)... Recorded 16 points vs. UCF (1/12)... Recorded 20 points at Tulane (1/18)... Posted 18 points, eight assists, and seven rebounds vs. Houston (1/22)... Reached UC's 1,000-point club with a game-high 21 points vs. Temple (1/26)... Added 19 points and eight rebounds at No. 4 UConn (1/30)... scored 14, including 10 in the 3rd quarter, in come-back win over USF (2/2).

2018-19 Season // Junior: Totaled 13 points, six rebounds, and four steals in the season opener vs. Austin Peay (11/6)... Stuffed stat sheet with 12 points, four rebounds, four assists, and four steals vs. ETSU (11/9)... Tallied 10 points, a career-high nine rebounds, six rebounds, and two steals at St. Louis (11/18)... Added 10 points, five assists, two steals, and two rebounds vs. Lipscomb (11/24)... Led UC with 16 points and six assists at Ball State (11/28)... Recorded 10 points and seven rebounds at Ohio State (12/2)... Added 11 points, six assists, and five rebounds vs. VCU (12/7)... Posted 13 points, eight rebounds, and eight assists vs. Xavier (12/16)... Notched 13 points and four assists vs. Howard (12/21)... Contributed 12 points, six assists, and five steals vs. SMU (1/6)... Totaled 16 points, four rebounds, three assists, and two steals at No. 3 UConn (1/9)... Recorded eight points, eight assists, five rebounds, and three steals at UCF (1/13)... Posted his first-career double-double with 12 points and 10 assists vs. Temple (1/16)... Stuffed stat sheet with 15 points, nine rebounds, four assists, and two steals at Tulsa (1/19)... Tallied 21 points, seven rebounds, and four assists vs. Houston (1/23)... Added 11 points and 12 assists vs. Memphis (1/26)... Totaled 12 points, five rebounds, four assists, and two steals at USF (1/30)... Posted 13 points, five rebounds, and five assists vs. No. 2 UConn... Scored 23 points vs. Wichita State (2/10)... Notched double-double of 15 points and 11 assists at Memphis (2/13)... Totaled 16 points, five rebounds, four assists, and two steals at Temple (2/17)... Recorded 17 points, five rebounds, and four assists vs. Tulsa (2/20)... Added 17 points, five rebounds, and four assists at ECU (2/23)... Posted 16 points and six assists at Tulane (3/4)... Posted 11 points, six rebounds, and five assists in the AAC Championship quarterfinals vs. Memphis (3/9)... Tallied 12 points, six assists, and four rebounds in the AAC Championship semifinals vs. UCF (3/10)... Recorded 16 points and five rebounds in the WNIT first round vs. Youngstown State (3/21)... Contributed 20 points, five rebounds, and five assists vs. Minnesota in the WNIT second round (3/24)... Scored 20 points and dished out five assists in the third round of the WNIT (3/28)... Scored a career-high 25 in the WNIT quarterfinals at TCU (3/31).

2017-18 Season // Sophomore: Totaled a career-high 16 points, six rebounds, and four assists vs. Southeastern Louisiana (11/15)... Posted nine points, three steals, and two

assists vs. Southeast Missouri (11/30)... Tallied seven points, three assists, and two rebounds at Xavier (12/10)... Recorded eight points and five rebounds vs. Temple (1/13)... Scored 10 points off the bench at SMU (1/24)... Dished out a game and career-high seven assists vs. ECU (1/27)... Totaled seven rebounds, five points, and four steals vs. UCF (1/30)... Totaled 20 points, including five made 3-pointers, and four steals at No. 1 UConn (2/4)... Posted nine points and three assists at Wichita State (2/7)... Recorded nine points, three assists, and two rebounds vs. Tulane (2/10)... Tallied 11 points and three rebounds vs. Tulsa (2/17)... Totaled 14 points and six rebounds at No. 18 USF (2/24).

2016-17 Season // Freshman: Scored three points and grabbed two rebounds at SEMO in her first game as a Bearcat (11/11)... posted a game-high 16 points vs. Indiana State (11/19)... recorded 10 points and six rebounds at Miami (OH) (11/22)... totaled six points and six assists vs. Clarion (12/18)... tallied nine points, three rebounds, and two assists vs. East Carolina (1/21)... scored 12 points at East Carolina (2/22)... totaled eight points and three assists at No. 20 Temple (2/25).

High School: Helped guide the talent-laden Southfield-Lathrup Chargers to a 23-2 record as a junior and a district championship... the team's leading scorer, Miller was named Third Team MLive Detroit, Fourth Team State Class A, Special Mention Associated Press Class A All-State, Honorable Mention Detroit News -- each as a junior -- and was selected as Third Team Preseason All-Metro by the Detroit Free Press for her senior season... graded as an 89 and a three-star recruit by ESPN, Miller is also successful in the classroom as a member of the National Honor Society and has been an honor roll student throughout her high school career.

Academics: Majoring in Health Education -- Exercise & Fitness.



12

// CAREER HIGHS

Points	27 at Memphis, 1/8/20
Rebounds	10 vs. Ball State, 11/16/19
Assists	12 vs. Memphis, 1/26/19
Steals	8 vs. USF, 2/5/20
Blocks	1, 11x, last vs. Temple, 1/26/20
Field Goals	10 at Memphis, 1/8/20
FG Attempts	27 at Tulane, 1/18/20
3-Pt. FG	5 at No. 1 UConn, 2/4/18
3-Pt. FG Attempts	8, 4x, last at Memphis, 1/8/20
Free Throws	11 vs. Temple, 1/26/20
Free Throw Attempts	14 vs. Temple, 1/26/20
Minutes	42 vs. Ohio State, 11/13/19

// MISCELLANEOUS

	2019-20	CAREER
Double Digit Points	16	53
Double Digit Rebounds	1	1
Double-Doubles	1	4
20-Plus Point Games	6	12
Games Led UC in Points	7	19
Games Led UC in Rebounds	2	4
Games Led UC in Assists	14	45

MILLER CAREER STATISTICS

			Total		3-Point		F-Throws		Rebounds											Scoring	
Season	gp-gs	min/avg	fg-fga	pct	fg-fga	pct	ft-fa	pct	off	def	tot	avg	pf	fo	ast	to	blk	stl	pts	avg	
2016-17	26-0	429/16.5	42-119	.353	3-12	.250	21-49	.429	20	40	60	2.3	40	0	33	36	3	14	108	4.2	
2017-18	32-0	756/23.6	61-182	.335	13-58	.224	44-73	.603	16	80	96	3.0	59	0	59	49	7	35	179	5.6	
2018-19	35-35	1185/33.9	172-465	.370	43-141	.305	88-132	.667	28	135	163	4.7	84	2	183	86	5	66	475	13.6	
2019-20	20-20	663/33.2	111-299	.371	21-79	.266	61-94	.649	13	56	69	3.5	46	0	81	46	4	32	304	15.2	
TOTAL	113-55	3033/26.8	386-1065	.362	80-290	.276	214-348	.615	77	311	388	3.4	229	2	356	217	19	147	1066	9.4	

MILLER GAME-BY-GAME STATISTICS

2019-20 GAME-BY-GAME STATISTICS

Opponent	Date	min	fg-fga	pct	3fg-fga	pct	ft-fa	pct	off	def	tot	avg	pf	a	t/o	blk	stl	pts	avg	
UTAH	11/05/19 *	36	7-18	.389	2-6	.333	5-10	.500	1	2	3	3.0	1	4	3	0	3	21	21.0	
SAINT LOUIS	11/10/19 *	35	8-24	.333	0-3	.000	5-8	.625	1	2	3	3.0	4	4	1	1	0	21	21.0	
OHIO ST.	11/13/19 *	43	6-19	.316	1-4	.250	7-7	1.000	1	4	5	3.7	3	4	6	0	2	20	20.7	
BALL ST.	11/16/19 *	37	6-16	.375	0-3	.000	2-4	.500	2	8	10	5.3	0	5	1	0	3	14	19.0	
CHATTANOOGA	11/19/19 *	34	5-13	.385	1-2	.500	3-7	.429	0	3	3	4.8	3	4	2	0	2	14	18.0	
vs IOWA	11.27.19 *	38	4-21	.190	2-8	.250	0-0	.000	0	2	2	4.3	3	5	2	0	1	10	16.7	
vs BUCKNELL	11/28/19 *	32	3-7	.429	0-2	.000	1-3	.333	0	4	4	4.3	1	1	3	0	0	7	15.3	
PITTSBURGH	12/21/19 *	16	2-4	.500	1-2	.500	1-2	.500	0	1	1	3.9	0	4	1	0	1	6	14.1	
COPPIN ST.	12/30/19 *	21	2-6	.333	0-1	.000	2-2	1.000	0	2	2	2.7	2	8	1	0	2	6	13.2	
at South Fla.	01/05/20 *	33	7-12	.583	0-0	.000	5-6	.833	2	2	4	3.7	3	6	3	0	1	19	13.8	
at Memphis	01/08/20 *	40	10-22	.455	3-8	.375	4-8	.500	0	1	1	3.5	3	2	6	0	4	27	15.0	
UCF	01/12/20 *	33	6-9	.667	3-4	.750	1-2	.500	0	1	1	3.3	4	3	1	0	2	16	15.1	
at Tulane	01/18/20 *	39	8-27	.296	2-7	.286	2-3	.667	0	4	4	3.3	2	3	2	0	1	20	15.5	
HOUSTON	01/22/20 *	35	8-11	.727	0-0	.000	2-2	1.000	2	5	7	3.6	1	8	3	1	0	18	15.6	
TEMPLE	01/26/20 *	38	4-11	.364	2-5	.400	11-14	.786	1	2	3	3.5	1	4	2	1	0	21	16.0	
at UConn	01/30/20 *	38	7-22	.318	2-6	.333	3-5	.600	3	5	8	3.8	3	0	1	1	0	19	16.2	
SOUTH FLA.	02/02/20 *	36	5-20	.250	0-2	.000	4-6	.667	0	3	3	3.8	3	5	3	0	8	14	16.1	
at SMU	02/08/20 *	32	5-13	.385	2-4	.500	0-1	.000	0	2	2	3.7	4	5	2	0	1	12	15.8	
TULSA	02/12/20 *	28	6-15	.400	0-6	.000	3-4	.750	0	0	0	3.5	1	4	1	0	1	15	15.8	
at UCF	02/15/20 *	19	2-9	.222	0-6	.000	0-0	.000	0	3	3	3.5	4	2	2	0	0	4	15.2	
Totals		20	663	111-299	.371	21-79	.266	61-94	.649	13	56	69	3.5	46	81	46	4	32	304	15.2

Games played: 20

Minutes/game: 33.2

Points/game: 15.2

FG Pct: 37.1

3FG Pct: 26.6

FT Pct: 64.9

Rebounds/game: 3.5

Assists/game: 4.1

Turnovers/game: 2.3

Assist/turnover ratio: 1.8

Steals/game: 1.6

Blocks/game: 0.2

2018-19 GAME-BY-GAME STATISTICS

Opponent	Date	min	fg	fga	pct	3fg	3fga	pct	ft	fta	off	def	tot	avg	pf	a	t/o	blk	stl	pts	avg
AUSTIN PEAY	11/06/18	* 28	6-11	545	0-0	0-1	0-0	.000	1-2	.500	0	6	6	6.0	0	2	1	1	4	13	13.0
ETSU	11/09/18	* 21	4-7	571	0-1	.000	4-7	.571	0	4	4	4	5.0	4	4	1	0	4	12	12.5	
OLD DOMINION	11/12/18	* 32	2-13	154	1-2	.500	3-4	.750	0	3	3	3	4.3	5	6	0	0	6	8	11.0	
at Pitt	11/16/18	* 30	4-11	364	0-3	.000	0-0	.000	0	6	6	6	4.8	0	5	1	0	2	8	10.3	
at Saint Louis	11/18/18	* 36	4-10	400	1-3	.333	1-2	.500	1	5	6	5	5.0	3	9	2	0	2	10	10.2	
YALE	11/21/18	* 34	2-11	182	0-1	.000	0-0	.000	0	4	4	4	4.8	3	4	4	0	1	4	9.2	
LIPSCOMB	11/24/18	* 33	3-11	273	3-5	.600	1-2	.500	1	1	2	4	4.4	0	5	1	0	2	10	9.3	
at Ball St.	11/28/18	* 34	5-14	357	3-7	.429	3-7	.429	1	4	5	4	4.5	4	6	2	0	3	16	10.1	
at Ohio St.	12/02/18	* 33	3-12	250	0-2	.000	4-6	.667	2	5	7	4	4.8	4	3	5	0	0	10	10.1	
at Miami (OH)	12/05/18	* 22	4-7	571	1-3	.333	1-2	.500	0	2	2	2	4.5	4	3	2	0	1	10	10.1	
VCU	12/07/18	* 34	3-12	250	0-3	.000	5-6	.833	3	2	5	4	4.5	2	6	3	0	0	11	10.2	
XAVIER	12/16/18	* 40	4-14	286	2-5	.400	3-4	.750	2	6	8	4	4.8	3	8	2	0	2	13	10.4	
HOWARD	12/21/18	* 26	6-12	500	0-2	.000	1-1	1.000	2	0	2	4	4.6	3	4	4	0	1	13	10.6	
SMU	01/06/19	* 33	4-14	286	0-3	.000	4-5	.800	1	0	1	4	4.4	3	6	2	0	5	12	10.7	
at UConn	01/09/19	* 37	6-14	429	2-5	.400	2-2	1.000	0	4	4	4	4.3	1	3	7	0	2	16	11.1	
at UCF	01/13/19	* 38	3-12	250	1-3	.333	1-3	.333	0	5	5	4	4.4	2	8	5	0	3	8	10.9	
TEMPLE	01/16/19	* 36	5-11	455	1-3	.333	1-4	.250	2	5	7	4	4.5	1	10	2	0	0	12	10.9	
at Tulsa	01/19/19	* 35	6-15	400	0-4	.000	3-6	.500	2	7	9	4	4.8	3	4	1	1	2	15	11.2	
HOUSTON	01/23/19	* 36	5-10	500	3-4	.750	8-8	1.000	2	5	7	4	4.9	1	4	3	0	1	21	11.7	
MEMPHIS	01/26/19	* 36	4-13	308	1-5	.200	2-4	.500	1	3	4	4	4.9	2	12	2	0	1	11	11.7	
at USF	1/30/19	* 36	5-15	333	2-5	.400	0-0	.000	1	4	5	4	4.9	3	4	3	1	2	12	11.7	
UConn	02/02/19	* 37	6-18	333	1-4	.250	0-0	.000	0	5	5	4	4.9	3	5	3	0	1	13	11.7	
WICHITA ST.	02/10/19	* 35	8-12	667	2-3	.667	5-7	.714	0	4	4	4	4.8	2	3	1	0	2	23	12.2	
at Memphis	02/13/19	* 37	6-15	400	1-4	.250	2-2	1.000	1	5	6	4	4.9	3	11	2	0	2	15	12.3	
at Temple	02/17/19	* 28	5-16	313	2-7	.286	4-8	.500	1	4	5	4	4.9	5	4	3	0	2	16	12.5	
TULSA	02/20/19	* 29	6-10	600	1-3	.333	4-6	.667	1	4	5	4	4.9	1	4	1	0	0	17	12.7	
at ECU	02/23/19	* 37	7-18	389	2-5	.400	1-2	.500	1	4	5	4	4.9	2	4	4	0	1	17	12.8	
SOUTH FLA.	03/02/19	* 29	3-13	231	0-2	.000	3-4	.750	0	2	2	4	4.8	3	3	2	0	0	9	12.7	
at Tulane	03/04/19	* 39	6-11	545	2-5	.400	2-3	.667	0	2	2	4	4.7	2	6	6	0	6	16	12.8	
vs Memphis	03/09/19	* 33	3-10	300	1-4	.250	4-4	1.000	0	6	6	4	4.7	2	5	1	0	0	11	12.7	
vs UCF	03/10/19	* 39	5-14	357	2-8	.250	0-0	.000	0	4	4	4	4.7	0	6	2	0	2	12	12.7	
YOUNGSTOWN ST.	03/21/19	* 38	6-17	353	2-5	.400	2-2	1.000	1	4	5	4	4.7	2	2	1	1	0	16	12.8	
MINNESOTA	03/24/19	* 37	8-23	348	1-5	.200	3-4	.750	0	5	5	4	4.7	3	5	2	1	1	20	13.0	
BUTLER	03/28/19	* 39	7-18	389	3-8	.375	3-4	.750	0	1	1	4	4.6	2	5	3	0	3	20	13.2	
at TCU	03/31/19	* 38	8-21	381	2-9	.222	7-11	.636	2	4	6	4	4.7	3	4	2	0	2	25	13.6	
Totals		35	1185	172-465	.370	43-141	.305	88-132	.667	28	135	163	4.7	84	183	86	5	66	475	13.6	

Games played: 35

Minutes/game: 33.9

Points/game: 13.6

FG Pct: 37.0

3FG Pct: 30.5

FT Pct: 66.7

Rebounds/game: 4.7

Assists/game: 5.2

Turnovers/game: 2.5

Assist/turnover ratio: 2.1

Steals/game: 1.9

Blocks/game: 0.1

2017-18 GAME-BY-GAME STATISTICS

Opponent	Date	gs	min	fg	fga	pct	3fg	3fga	pct	ft	fta	pct	off	def	tot	avg	pf	a	t/o	blk	stl	pts	avg
at ETSU	11/10/17	17	1-2	.500	0-0	.000	4-6	.667	1	2	3	3.0	4	2	2	0	1	6	6.0				
SLIPPERY ROCK	11/13/17	21	1-3	.333	0-0	.000	0-3	.000	0	3	3	3.0	2	3	3	0	2	1	0	0	0	2	4.0
SOUTHEASTERN LA.	11/15/17	31	5-10	.500	2-5	.400	4-6	.667	1	5	6	4.0	4	4	0	0	0	0	16	8.0			
MIAMI	11/18/17	21	0-3	.000	0-2	.000	2-2	1.000	0	2	2	3.5	2	2	1	0	0	2	6.5				
PITTSBURGH	11/21/17	28	2-4	.500	0-2	.000	0-0	.000	1	4	5	3.8	0	1	0	0	0	0	4	6.0			
EASTERN KENTUCKY	11/25/17	32	1-3	.333	0-0	.000	0-2	.000	0	2	2	3.5	3	1	0	1	0	2	5.3				
SAINT FRANCIS	11/27/17	26	0-4	.000	0-3	.000	1-2	.500	0	0	0	3.0	2	4	1	0	1	1	4.7				
SOUTHEAST MISSOURI	11/30/17	25	4-8	.500	0-0	.000	1-3	.333	0	2	2	2.9	2	1	1	0	3	9	5.3				
at Old Dominion	12/03/17	22	0-4	.000	0-1	.000	0-0	.000	1	2	3	2.9	2	4	3	1	1	0	4.7				
at Xavier	12/10/17	26	2-6	.333	1-4	.250	2-2	1.000	0	2	2	2.8	1	3	1	0	1	7	4.9				
HOWARD	12/14/17	22	0-3	.000	0-0	.000	2-2	1.000	0	1	1	2.6	1	4	5	0	1	2	4.6				
OHIO STATE	12/17/17	24	2-7	.286	0-1	.000	1-1	1.000	0	1	1	2.5	2	1	2	0	2	5	4.7				
BOWLING GREEN	12/21/17	17	1-6	.167	1-2	.500	0-0	.000	0	1	1	2.4	1	1	2	4	1	0	12	3	4.5		
at ECU	12/30/17	23	0-1	.000	0-1	.000	0-0	.000	0	2	2	2.4	3	2	3	1	1	0	4.2				
USF	01/03/18	16	0-4	.000	0-0	.000	1-4	.250	0	3	3	2.4	1	1	0	0	0	1	4.0				
at Tulsa	01/06/18	15	3-7	.429	0-0	.000	0-0	.000	2	1	3	2.4	2	1	2	0	2	6	4.1				
at Houston	01/10/18	25	3-5	.600	0-1	.000	1-3	.333	0	3	3	2.5	0	1	1	0	0	7	4.3				
TEMPLE	01/13/18	22	1-3	.333	0-0	.000	6-6	1.000	0	5	5	2.6	1	1	2	0	0	8	4.5				
MEMPHIS	01/21/18	25	0-6	.000	0-2	.000	2-2	1.000	1	2	3	2.6	1	3	1	0	0	3	2.4				
at SMU	01/24/18	19	4-6	.667	2-3	.667	0-0	.000	0	3	3	2.7	2	1	0	0	0	10	4.7				
ECU	01/27/18	31	2-8	.250	0-4	.000	2-2	1.000	2	3	5	2.8	3	7	0	0	0	6	4.7				
UGF	01/30/18	30	2-7	.286	0-2	.000	1-1	1.000	3	4	7	3.0	3	1	1	0	4	5	4.7				
at UConn	02/04/18	29	7-16	.438	5-8	.625	1-2	.500	0	1	1	2.9	3	0	2	0	4	20	5.4				
at Wichita State	02/07/18	28	4-6	.667	1-2	.500	0-0	.000	0	1	1	2.8	2	3	5	0	0	9	5.5				
TULANE	02/10/18	16	3-6	.500	0-1	.000	3-3	1.000	0	2	2	2.8	3	3	0	0	1	9	5.7				
TULSA	02/17/18	28	4-5	.800	1-1	1.000	2-6	.333	1	2	3	2.8	2	0	2	1	1	11	5.9				
at Temple	02/21/18	25	1-6	.167	0-3	.000	0-2	.000	1	5	6	2.9	2	3	1	3	1	2	5.7				
at USF	02/24/18	28	5-9	.556	0-1	.000	4-5	.800	0	6	6	3.0	1	1	1	0	0	14	6.0				
HOUSTON	02/26/18	25	2-9	.222	0-3	.000	1-2	.500	0	1	1	3.0	3	3	3	0	1	5	6.0				
vs Tulsa	03/04/18	23	0-4	.000	0-1	.000	2-4	.500	1	4	5	3.0	0	1	1	0	0	2	5.9				
vs UConn	03/05/18	24	1-9	.111	0-4	.000	0-0	.000	0	4	4	3.1	0	2	1	1	0	1	5.7				
at Michigan State	03/15/18	12	0-2	.000	0-1	.000	1-2	.500	0	1	1	3.0	1	1	0	0	0	1	5.6				
Totals		0	756	61-182	335	13-58	224	44-73	603	16	80	96	30	59	49	47	7	35	179	5.6			



ADDAYA MOORE

REDSHIRT SOPHOMORE | GRANITE CITY, ILL. | GRANITE CITY | ILLINOIS

2019-20 Season // Redshirt Sophomore: Totaled five rebounds, four points, and two assists in the season opener vs. Utah (11/5) ... Recorded eight points and eight rebounds vs. Ohio State (11/13) ... Added seven rebounds, five points, and four assists vs. Chattanooga (11/19) ... Notched six points, three rebounds, and two blocks vs. Bucknell (11/28) ... Recorded nine rebounds, eight points, and four assists vs. Miami (OH) (12/8) ... Tallied six points, five rebounds, and three blocks at Xavier (12/14) ... Added six points, six rebounds, three steals, and two assists vs. Pittsburgh (12/21) ... Posted eight rebounds, four points, four assists, and two steals vs. Coppin State (12/30) ... Recorded six rebounds and three assists vs. Houston (1/22).

2018-19 Season // Redshirt Sophomore: Sat out due to NCAA transfer rules.

Prior to UC: In her freshman season at Illinois in 2017-18, played in 19 games ... Scored a season-high 10 points, in just 10 minutes of play, in an 81-52 Illini win over Indiana State ... Posted seven points, an assist, and a steal at New Mexico ... Recorded six points and six rebounds in the 2017-18 regular season finale against Minnesota ... Enjoyed a decorated prep career at Granite City High School in Granite City, Illinois ... Averaged 25.0 points, 9.0 rebounds, 3.0 steals, and 4.2 blocks per game during her senior year ... Earned numerous honors and awards in high school including 2016 First-Team All-Southwestern Conference accolades ... Was stellar during tournament play, garnering two-time Carrollton All-Tournament honors as well as All-Tournament distinctions at Orchard Farm and Jerseyville.

Academics: Majoring in Interdisciplinary Studies.



14

// CAREER HIGHS

Points	8, 2x, last vs. Miami (OH), 12/8/19
Rebounds	9 vs. Miami (OH), 12/8/19
Assists	4, 4x, last vs. Coppin State, 12/30/19
Steals	4 vs. USF, 2/5/20
Blocks	3, 2x, last vs. Tulsa, 2/12/20
Field Goals	4, 2x, last vs. Miami (OH), 12/8/19
FG Attempts	10 vs. UCF, 1/12/20
3-Pt. FG	--
3-Pt. FG Attempts	3 vs. Iowa, 11/27/19
Free Throws	2 vs. Utah, 11/5/19
Free Throw Attempts	2, 3x, last at SMU, 2/8/20
Minutes	32 vs. Ohio State, 11/13/19

// MISCELLANEOUS

	2019-20	CAREER
Double Digit Points	--	--
Double Digit Rebounds	--	--
Double-Doubles	--	--
20-Plus Point Games	--	--
Games Led UC in Points	--	--
Games Led UC in Rebounds	3	3
Games Led UC in Assists	1	1

				Total		3-Pointers		Free throws		Rebounds											
Opponent	Date	gs	min	fg-fga	pct	3fg-fga	pct	ft-fa	pct	off	def	tot	avg	pf	a	t/o	blk	stl	pts	avg	
UTAH	11/05/19		22	1-4	.250	0-2	.000	2-2	1.000	2	3	5	5.0	2	2	2	0	0	4	4.0	
SAINT LOUIS	11/10/19		32	1-4	.250	0-2	.000	2-2	1.000	2	3	5	5.0	2	1	1	2	1	4	4.0	
OHIO ST.	11/13/19	*	33	4-8	.500	0-0	.000	0-1	.000	2	6	8	6.0	4	1	1	0	2	8	5.3	
BALL ST.	11/16/19	*	27	0-4	.000	0-0	.000	0-0	.000	0	4	4	5.5	2	4	1	0	1	0	4.0	
CHATTANOOGA	11/19/19	*	30	2-5	.400	0-0	.000	1-2	.500	1	6	7	5.8	1	4	1	1	1	5	4.2	
vs IOWA	11/27/19		23	0-5	.000	0-3	.000	0-0	.000	2	1	3	5.3	1	0	2	1	0	0	3.5	
vs BUCKNELL	11/28/19		15	3-6	.500	0-1	.000	0-0	.000	2	1	3	5.0	1	0	1	2	0	6	3.9	
at VCU	12/05/19	*	16	1-5	.200	0-0	.000	1-2	.500	1	2	3	4.8	3	0	1	1	2	3	3.8	
MIAMI (OH)	12/08/19	*	25	4-7	.571	0-0	.000	0-0	.000	3	6	9	5.2	5	4	0	0	1	8	4.2	
at Xavier	12/14/19	*	23	3-6	.500	0-0	.000	0-0	.000	1	4	5	5.2	2	2	1	3	0	6	4.4	
ALABAMA A&M	12/17/19	*	14	0-5	.000	0-0	.000	0-0	.000	1	1	2	4.9	2	1	2	1	0	0	4.0	
PITTSBURGH	12/21/19		21	3-4	.750	0-1	.000	0-0	.000	0	6	6	5.0	1	2	4	1	3	6	4.2	
COPPIN ST.	12/30/19	*	18	2-5	.400	0-1	.000	0-0	.000	3	5	8	5.2	1	4	0	0	2	4	4.2	
at South Fla.	01/05/20	*	16	1-5	.200	0-0	.000	0-0	.000	1	2	3	5.1	4	0	1	0	0	2	4.0	
at Memphis	01/08/20		22	2-6	.333	0-1	.000	0-0	.000	4	2	6	5.1	2	2	1	1	1	4	4.0	
UCF	01/12/20	*	29	3-10	.300	0-0	.000	0-0	.000	2	3	5	5.1	2	0	0	2	2	6	4.1	
at Tulane	01/18/20	*	23	1-3	.333	1-2	.500	0-0	.000	1	2	3	5.0	2	0	1	1	1	3	4.1	
HOUSTON	01/22/20	*	23	1-3	.333	0-0	.000	0-0	.000	0	6	6	5.1	1	3	1	1	0	2	3.9	
TEMPLE	01/26/20		10	0-3	.000	0-0	.000	0-0	.000	0	2	2	4.9	0	0	1	1	0	0	3.7	
at UConn	01/30/20		12	0-2	.000	0-0	.000	0-0	.000	0	2	2	4.8	2	0	2	0	0	0	3.6	
SOUTH FLA.	02/02/20		25	3-4	.750	0-0	.000	0-1	.000	3	1	4	4.7	1	1	0	0	4	6	3.7	
at SMU	02/08/20		16	1-2	.500	0-0	.000	1-2	.500	0	2	2	4.6	1	2	1	2	2	3	3.6	
TULSA	02/12/20		15	0-2	.000	0-0	.000	0-0	.000	1	4	5	4.6	0	1	0	3	0	0	3.5	
at UCF	02/15/20		26	2-6	.333	0-1	.000	0-0	.000	2	1	3	4.5	2	1	3	1	3	4	3.5	
Totals		12	516	38-114	.333	1-14	.071	7-12	.583	34	75	109	4.5	44	35	28	24	26	84	3.5	

Games played: 24
Minutes/game: 21.5
Points/game: 3.5
FG Pct: 33.3

Rebounds/game: 4.5
Assists/game: 1.5
Turnovers/game: 1.2
Assist/turnover ratio: 1.3

2019-20 CINCINNATI BEARCATS



ANGEL RIZER

SENIOR | ZEBULON, N.C. | EAST WAKE

4

// CAREER HIGHS

Points	20, 2x, last vs. Coppin State, 12/30/19
Rebounds	14 vs. Minnesota, 3/24/19
Assists	7, 2x, last vs. Temple, 1/26/20
Steals	5 at Xavier, 12/14/19
Blocks	4 vs. Bowling Green, 12/21/17
Field Goals	8, 4x, last vs. USF, 2/5/20
FG Attempts	20 vs. USF, 2/5/20
3-Pt. FG	1, 2x, last at Xavier, 12/14/19
3-Pt. FG Attempts	1, 4x, last vs. Temple, 1/26/20
Free Throws	6, 4x, vs. Coppin State, 12/30/19
Free Throw Attempts	8, 3x, last vs. Minnesota, 3/24/19
Minutes	41 vs. Ohio State, 11/13/19

// MISCELLANEOUS

	2019-20	CAREER
Double Digit Points	15	46
Double Digit Rebounds	5	9
Double-Doubles	3	4
20-Plus Point Games	2	2
Games Led UC in Points	2	9
Games Led UC in Rebounds	7	29
Games Led UC in Assists	8	12

2019-20 Season // Senior: Recorded a double-double of 10 points and 10 rebounds in the season opener vs. Utah (11/5) ... Notched a double-double with 12 rebounds and 10 points vs. Ohio State (11/13) ... Grabbed 12 rebounds vs. Iowa (11/27) ... Scored 14 points vs. Bucknell (11/28) ... Totaled 13 points, six rebounds, four steals, and three assists at VCU (12/5) ... Added 18 points and seven rebounds vs. Miami (OH) (12/8) ... Tallied 20 points and five steals at Xavier (12/14) ... Scored 20 points vs. Coppin State (12/30) ... Posted 12 points, five rebounds, and two blocks vs. USF (1/5) ... Added 10 points and six assists vs. UCF (1/12) ... Scored 14 points at Tulane (1/18) ... Recorded 13 points and seven assists vs. Houston (1/22) ... Tallied 19 points, seven rebounds, and seven assists vs. Temple (1/26) ... Totaled eight points, seven rebounds, four steals, and two assists at No. 4 UConn (1/30) ... Double-double (15-13) against Tulsa (2/12).

2018-19 Season // Junior: Totaled 14 points and six rebounds vs. Old Dominion (11/12) ... Tallied 10 points, seven rebounds, and three assists at Pitt (11/16) ... Led UC with 14 points and six rebounds vs. Lipscomb (11/24) ... Paced the Bearcats with 13 points and six rebounds at Miami (OH) (12/5) ... Grabbed eight rebounds vs. VCU (12/7) ... Posted 10 points, eight rebounds, and four assists vs. Howard (12/21) ... Tallied 13 points and a team-best nine rebounds vs. SMU (1/6) ... Recorded 16 points, six rebounds, and six assists at UCF (1/13) ... Totaled 10 points, five rebounds, and three assists at Tulsa (1/19) ... Added 10 points, six rebounds, and two steals vs. Memphis (1/26) ... Posted 10 rebounds and nine points vs. No. 2 UConn (2/2) ... Tallied 10 points and six rebounds vs. Wichita State (2/10) ... Totaled 11 points at Temple (2/17) ... Recorded 12 points, nine rebounds, and four assists at ECU (2/23) ... Contributed 13 points vs. USF (3/2) ... Posted 15 points, eight rebounds, and four assists at Tulane (3/4) ... Tallied 14 points and eight rebounds in the AAC Championship quarterfinals vs. Memphis (3/9) ... Added 14 points and eight rebounds in the WNIT first round vs. Youngstown State (3/21) ... Posted 14 rebounds and 11 assists vs. Minnesota in the WNIT second round (3/24).

2017-18 Season // Sophomore: Tallied six points and five rebounds vs. Slippery Rock (11/13) ... Totaled seven points and six rebounds vs. Southeastern Louisiana (11/15) ... Recorded a career-high nine rebounds as well as eight points vs. Pittsburgh (11/21) ... Scored a career-high 16 points to go along with six rebounds vs. Saint Francis (11/27) ... Recorded her first-career double-double with game highs of 15 points and 12 rebounds at Xavier (12/10) ... Scored 11 points vs. Howard (12/14) ... Totaled 15 points and eight rebounds vs. No. 13 Ohio State (12/17) ... Tallied 14 points, seven rebounds, and three steals at ECU (12/30) ... Led the Bearcats with 13 points as well as six points vs. No. 22 USF (1/3) ... Posted team highs of 10 points and six rebounds at Tulsa (1/6) ... Totaled 18 points and eight rebounds at Houston (1/10) ... Added 14 points, a team-best eight rebounds, and three assists vs. Temple (1/13)

... Recorded 13 points and six rebounds vs. Memphis (1/21) ... Notched 11 points and seven rebounds vs. ECU (1/27) ... Scored 15 points and grabbed five rebounds in the AAC quarterfinals vs. Tulsa (3/4).

2016-17 Season // Freshman: Grabbed five rebounds at SEMO in her first game as a Bearcat (11/11) ... posted nine points and five rebounds vs. Arkansas-Pine Bluff (11/29) ... recorded six points and three rebounds vs. Clarion (12/18) ... tallied season highs of 10 points and seven rebounds vs. Chicago State (12/28) ... totaled seven points, four rebounds, and three steals vs. UCF (1/4) ... posted four points and five rebounds vs. SMU (1/17) ... recorded nine points and eight rebounds in her first start of the season at UCF (1/24)

... grabbed five rebounds vs. No. 1 UConn (2/7) ... totaled seven points and three rebounds at Tulane (2/15) ... Scored a season-best 12 points vs. Memphis (2/18).

High School: Two-sport star at East Wake High School – named all-conference in volleyball – parlayed a stellar junior season on the basketball court into All-District honors in the Raleigh, North Carolina area ... named all-conference as both a sophomore and junior and provided strong team leadership as the team's most valuable player the past two seasons ... rated a three-star prospect with a grade of 88 from ESPN and is ranked as the No. 238 recruit in the country by Blue Star Basketball ... earned All-Academic Conference honors as a sophomore and junior.



RIZER CAREER STATISTICS

			Total		3-Point		F-Throws		Rebounds											Scoring	
Season	gp-gs	min/avg	fg-fga	pct	fg-fga	pct	ft-fa	pct	off	def	tot	avg	pf	fo	ast	to	blk	stl	pts	avg	
2016-17	29-3	432/14.9	49-97	.505	0-0	.000	23-35	.657	53	56	109	3.8	40	0	6	31	14	8	121	4.2	
2017-18	30-25	680/22.7	102-185	.551	0-0	.000	40-60	.667	69	93	162	5.4	53	2	34	53	18	23	244	8.1	
2018-19	35-35	1086/31.0	126-272	.463	1-2	.500	69-98	.704	103	128	231	6.6	60	0	68	52	9	20	322	9.2	
2019-20	24-24	782/32.6	110-261	.421	1-2	.500	54-68	.794	67	97	164	6.8	51	0	68	57	19	41	275	11.5	
TOTAL	118-87	2980/25.3	387-815	.475	2-4	.500	186-261	.713	292	374	666	5.6	204	2	176	193	60	92	962	8.2	

RIZOR GAME-BY-GAME STATISTICS

2019-20 GAME-BY-GAME STATISTICS

Opponent	Date	gs	min	fg-fga	pct	3fg-fga	pct	ft-fa	pct	off	def	tot	avg	pf	a	t/o	blk	stl	pts	avg	
UTAH	11/05/19	*	34	4-7	.571	0-0	.000	2-4	.500	4	6	10	10.0	2	4	2	0	4	10	10.0	
SAINT LOUIS	11/10/19	*	37	1-6	.167	0-0	.000	0-0	.000	3	4	7	8.5	2	2	1	2	1	2	6.0	
OHIO ST.	11/13/19	*	42	5-11	.455	0-0	.000	0-0	.000	6	6	12	9.7	2	4	3	0	2	10	7.3	
BALL ST.	11/16/19	*	28	3-7	.429	0-0	.000	2-2	1.000	1	3	4	8.3	4	5	1	0	0	8	7.5	
CHATTANOOGA	11/19/19	*	30	2-7	.286	0-0	.000	1-2	.500	3	2	5	7.6	4	2	2	1	2	5	7.0	
vs IOWA	11/27.19	*	35	2-7	.286	0-0	.000	3-4	.750	4	8	12	8.3	1	1	0	1	1	7	7.0	
vs BUCKNELL	11/28/19	*	29	6-11	.545	0-0	.000	2-2	1.000	1	2	3	7.6	3	1	0	0	2	14	8.0	
at VCU	12/05/19	*	35	5-11	.455	0-0	.000	3-3	1.000	1	5	6	7.4	3	3	4	0	4	13	8.6	
MIAMI (OH)	12/08/19	*	26	6-12	.500	0-0	.000	6-6	1.000	3	4	7	7.3	2	2	2	1	1	18	9.7	
at Xavier	12/14/19	*	35	7-13	.538	1-1	1.000	5-6	.833	0	2	2	6.8	2	2	6	1	5	20	10.7	
ALABAMA A&M	12/17/19	*	26	0-10	.000	0-0	.000	6-6	1.000	4	4	8	6.9	2	1	1	1	1	6	10.3	
PITTSBURGH	12/21/19	*	37	4-14	.286	0-0	.000	0-0	.000	3	5	8	7.0	1	5	1	1	3	8	10.1	
COPPIN ST.	12/30/19	*	19	7-11	.636	0-0	.000	6-6	1.000	3	1	4	6.8	0	1	0	1	1	20	10.8	
at South Fla.	01/05/20	*	38	5-9	.556	0-0	.000	2-3	.667	1	4	5	6.6	2	1	2	2	0	12	10.9	
at Memphis	01/08/20	*	13	2-5	.400	0-0	.000	2-2	1.000	2	4	6	6.6	4	0	1	0	0	6	10.6	
UCF	01/12/20	*	34	5-11	.455	0-0	.000	0-0	.000	2	1	3	6.4	3	6	4	1	1	10	10.6	
at Tulane	01/18/20	*	38	6-12	.500	0-0	.000	2-4	.500	3	4	7	6.4	3	3	2	0	1	14	10.8	
HOUSTON	01/22/20	*	34	5-13	.385	0-0	.000	3-4	.750	2	2	4	6.3	2	7	6	0	0	13	10.9	
TEMPLE	01/26/20	*	37	8-13	.615	0-1	.000	3-3	1.000	3	4	7	6.3	1	7	1	0	2	19	11.3	
at UConn	01/30/20	*	40	4-11	.364	0-0	.000	0-0	.000	1	6	7	6.4	1	2	3	0	4	8	11.2	
SOUTH FLA.	02/02/20	*	38	8-20	.400	0-0	.000	0-1	.000	3	3	6	6.3	1	1	4	2	1	16	11.4	
at SMU	02/08/20	*	32	4-15	.267	0-0	.000	1-2	.500	6	7	13	6.6	3	5	5	3	2	9	11.3	
TULSA	02/12/20	*	27	6-11	.545	0-0	.000	3-6	.500	7	6	13	6.9	2	2	2	1	2	15	11.4	
at UCF	02/15/20	*	38	5-14	.357	0-0	.000	2-2	1.000	1	4	5	6.8	1	1	4	1	1	12	11.5	
Totals			24	782	110-261	.421	1-2	.500	54-68	.794	67	97	164	6.8	51	68	57	19	41	275	11.5

Games played: 24
Minutes/game: 32.6
Points/game: 11.5
FG Pct: 42.1
3FG Pct: 50.0
FT Pct: 79.4

Rebounds/game: 6.8
Assists/game: 2.8
Turnovers/game: 2.4
Assist/turnover ratio: 1.2
Steals/game: 1.7
Blocks/game: 0.8

2018-19 GAME-BY-GAME STATISTICS

Opponent	Date	gs	min	fg-fga	pct	3fg-fga	pct	ft-fa	pct	off	def	tot	avg	pf	a	t/o	blk	stl	pts	avg	
AUSTIN PEAY	11/06/18	*	26	0-3	.000	0-0	.000	4-4	1.000	2	3	5	5.0	1	2	1	0	0	4	4.0	
ETSU	11/09/18	*	25	2-4	.500	0-0	.000	0-1	.000	1	4	5	5.0	3	1	4	0	0	4	4.0	
OLD DOMINION	11/12/18	*	37	5-11	.455	0-0	.000	4-4	1.000	4	2	6	5.3	1	1	1	0	0	14	7.3	
at Pitt	11/16/18	*	30	5-15	.333	0-1	.000	0-0	.000	5	2	7	5.8	2	3	2	0	1	10	8.0	
at Saint Louis	11/18/18	*	35	1-6	.167	0-0	.000	0-0	.000	1	7	8	6.2	1	0	1	1	0	2	6.8	
YALE	11/21/18	*	32	3-6	.500	0-0	.000	0-0	.000	0	4	4	5.8	0	0	1	0	0	6	6.7	
LIPSCOMB	11/24/18	*	22	7-10	.700	0-0	.000	0-1	.000	4	2	6	5.9	2	0	3	0	0	14	7.7	
at Ball St.	11/28/18	*	32	4-8	.500	0-0	.000	1-4	.250	5	3	8	6.1	1	2	1	1	0	9	7.9	
at Ohio St.	12/02/18	*	28	2-5	.400	0-0	.000	3-8	.375	3	2	5	6.0	2	0	2	0	0	7	7.8	
at Miami (OH)	12/05/18	*	31	6-9	.667	0-0	.000	1-2	.500	4	2	6	6.0	0	1	2	1	0	13	8.3	
VCU	12/07/18	*	34	0-8	.000	0-0	.000	4-4	1.000	5	3	8	6.2	2	3	2	0	1	4	7.9	
XAVIER	12/16/18	*	33	2-11	.182	0-0	.000	2-2	1.000	4	3	7	6.3	1	2	3	0	0	6	7.8	
HOWARD	12/21/18	*	30	4-9	.444	0-0	.000	2-3	.667	3	5	8	6.4	0	4	1	0	0	10	7.9	
SMU	01/06/19	*	32	4-7	.571	0-0	.000	5-6	.833	6	3	9	6.6	2	3	0	1	0	13	8.3	
at UConn	01/09/19	*	34	2-5	.400	0-0	.000	0-0	.000	0	3	3	6.3	2	0	1	0	0	4	8.0	
at UCF	01/13/19	*	37	8-11	.727	0-0	.000	0-0	.000	2	4	6	6.3	0	6	2	1	0	16	8.5	
TEMPLE	01/16/19	*	28	4-8	.500	0-0	.000	1-2	.500	2	5	7	6.4	4	0	1	0	2	9	8.5	
at Tulsa	01/19/19	*	36	5-7	.714	0-0	.000	0-1	.000	1	4	5	6.3	3	3	3	0	1	10	8.6	
HOUSTON	01/23/19	*	38	2-7	.286	0-0	.000	4-7	.571	2	5	7	6.3	1	6	0	0	1	8	8.6	
MEMPHIS	01/26/19	*	22	5-13	.385	0-0	.000	0-0	.000	4	2	6	6.3	1	0	0	1	2	10	8.7	
at USF	1/30/19	*	28	0-0	.000	0-0	.000	0-0	.000	1	4	5	6.2	3	3	2	0	0	0	8.2	
UCONN	02/02/19	*	34	4-7	.571	1-1	1.000	0-0	.000	3	7	10	6.4	1	2	0	0	0	9	8.3	
WICHITA ST.	02/10/19	*	30	2-3	.667	0-0	.000	6-7	.857	3	3	6	6.4	2	2	0	1	0	10	8.3	
at Memphis	02/13/19	*	28	3-5	.600	0-0	.000	3-4	.750	2	1	3	6.3	2	1	0	0	1	9	8.4	
at Temple	02/17/19	*	38	4-7	.571	0-0	.000	3-6	.500	1	3	4	6.2	2	2	1	0	2	11	8.5	
TULSA	02/20/19	*	21	4-5	.800	0-0	.000	1-2	.500	1	6	7	6.2	0	2	1	1	0	9	8.5	
at ECU	02/23/19	*	32	5-10	.500	0-0	.000	2-2	1.000	5	4	9	6.3	1	4	3	0	1	12	8.6	
SOUTH FLA.	03/02/19	*	33	6-7	.857	0-0	.000	1-2	.500	2	2	4	6.2	2	0	2	0	2	13	8.8	
at Tulane	03/04/19	*	31	5-10	.500	0-0	.000	5-5	1.000	6	2	8	6.3	1	4	3	0	0	15	9.0	
vs Memphis	03/09/19	*	26	7-12	.583	0-0	.000	0-0	.000	4	4	8	6.3	3	1	2	0	1	14	9.2	
vs UCF	03/10/19	*	36	3-9	.333	0-0	.000	2-2	1.000	4	3	7	6.4	4	2	2	0	0	8	9.1	
YOUNGSTOWN ST.	03/21/19	*	29	5-14	.357	0-0	.000	4-4	1.000	3	5	8	6.4	1	1	1	0	3	14	9.3	
MINNESOTA	03/24/19	*	31	3-6	.500	0-0	.000	5-8	.625	4	10	14	6.6	4	2	2	0	0	11	9.3	
BUTLER	03/28/19	*	34	3-6	.500	0-0	.000	5-5	1.000	3	5	8	6.7	2	4	1	0	1	11	9.4	
at TCU	03/31/19	*	33	1-8	.125	0-0	.000	1-2	.500	3	1	4	6.6	3	1	1	0	1	3	9.2	
Totals			35	1086	126-272	.463	1-2	.500	69-98	.704	103	128	231	6.6	60	68	52	9	20	322	9.2

Games played: 35
Minutes/game: 31.0
Points/game: 9.2
FG Pct: 46.3
3FG Pct: 50.0
FT Pct: 70.4

Rebounds/game: 6.6
Assists/game: 1.9
Turnovers/game: 1.5
Assist/turnover ratio: 1.3
Steals/game: 0.6
Blocks/game: 0.3

2017-18 GAME-BY-GAME STATISTICS

Opponent	Date	gs	min	fg-fga	pct	3fg-fga	pct	ft-fa	pct	off	def	tot	avg	pf	a	t/o	blk	stl	pts	avg	
at ETSU	11/10/17	*	12	1-1	1.000	0-0	.000	0-0	.000	2	3	5	5.0	4	0	5	0	1	2	2.0	
SLIPPERY ROCK	11/13/17	*	14	3-7	.429	0-0	.000	0-1	.000	3	2	5	5.0	2	0	1	0	0	6	4.0	
SOUTHEASTERN LA.	11/15/17	*	21	3-5	.600	0-0	.000	1-1	1.000	0	6	6	5.3	1	0	2	1	0	7	5.0	
MIAMI	11/18/17	*	19	2-3	.667	0-0	.000	3-4	.750	1	1	2	4.5	2	0	1	0	0	7	5.5	
PITTSBURGH	11/21/17	*	22	2-6	.333	0-0	.000	4-8	.500	5	4	9	5.4	2	2	1	0	0	8	6.0	
EASTERN KENTUCKY	11/25/17	*	18	3-5	.600	0-0	.000	0-0	.000	1	1	2	4.8	2	1	4	1	0	6	6.0	
SAINT FRANCIS	11/27/17	*	21	6-7	.857	0-0	.000	4-4	1.000	5	1	6	5.0	5	2	1	0	1	16	7.4	
SOUTHEAST MISSOURI	11/30/17	*	26	2-4	.500	0-0	.000	0-0	.000	3	2	5	5.0	2	2	3	0	1	4	7.0	
at Old Dominion	12/03/17	*	20	1-1	1.000	0-0	.000	0-1	.000	2	1	3	4.8	5	2	1	0	1	2	6.4	
at Xavier	12/10/17	*	34	6-11	.545	0-0	.000	3-3	1.000	6	6	12	5.5	1	1	0	1	3	15	7.3	
HOWARD	12/14/17	*	23	5-5	1.000	0-0	.000	1-1	1.000	0	2	2	5.2	2	0	0	0	3	11	7.6	
OHIO STATE	12/17/17	*	25	7-12	.583	0-0	.000	1-2	.500	4	4	8	5.4	0	2	3	1	0	15	8.3	
BOWLING GREEN	12/21/17	*	23	3-6	.500	0-0	.000	2-2	1.000	1	4	5	5.4	1	1	2	4	0	8	8.2	
at ECU	12/30/17	*	29	5-10	.500	0-0	.000	4-6	.667	3	4	7	5.5	4	0	3	1	3	14	8.6	
USF	01/03/18	*	23	6-11	.545	0-0	.000	1-1	1.000	3	3	6	5.5	1	0	4	0	0	13	8.9	
at Tulsa	01/06/18	*	27	4-6	.667	0-0	.000	2-2	1.000	3	3	6	5.6	1	1	3	0	0	10	9.0	
at Houston	01/10/18	*	35	8-12	.667	0-0	.000	2-2	1.000	3	5	8	5.7	1	1	2	0	0	18	9.5	
TEMPLE	01/13/18	*	35	6-10	.600	0-0	.000	2-7	.286	5	3	8	5.8	3	3	2	1	0	14	9.8	
MEMPHIS	01/21/18	*	27	6-8	.750	0-0	.000	1-2	.500	2	4	6	5.8	3	1	2	1	1	13	9.9	
at SMU	01/24/18	*	31	4-12	.333	0-0	.000	0-0	.000	3	7	10	6.1	2	3	2	3	1	8	9.9	
ECU	01/27/18	*	35	5-8	.625	0-0	.000	1-2	.500	2	5	7	6.1	1	0	4	0	0	11	9.9	
USF	01/30/18	*	29	1-4	.250	0-0	.000	0-0	.000	1	4	5	6.0	0	3	1	1	0	2	9.5	
TULANE	02/10/18	9	1-1	1.000	0-0	.000	.000	2-2	1.000	0	2	2	5.9	1	1	1	1	0	4	9.3	
TULSA	02/17/18	9	1-3	.333	0-0	.000	.000	3-4	.750	3	2	5	5.8	1	1	0	0	1	5	9.1	
at Temple	02/21/18	15	1-3	.333	0-0	.000	.000	0-0	.000	2	2	4	5.8	3	2	0	0	1	2	8.8	
at USF	02/24/18	16	0-0	.000	0-0	.000	.000	0	0	2	2	2	5.6	0	0	1	1	0	0	8.5	
HOUSTON	02/26/18	19	1-4	.250	0-0	.000	.000	1-2	.500	3	3	6	5.6	2	1	0	1	3	3	8.5	
vs Tulsa	03/04/18	*	22	7-10	.700	0-0	.000	1-1	1.000	2	3	5	5.6	0	1	2	0	0	15	8.5	
vs UConn	03/05/18	*	19	1-5	.200	0-0	.000	1-2	.500	0	3	3	5.5	1	0	2	0	1	3	8.3	
at Michigan State	03/15/18	*	22	1-5	.200	0-0	.000	0-0	.000	1	1	2	5.4	0	1	0	0	2	2	8.1	
Totals			25	680	102-185	.551	0-0	.000	40-60	.667	69	93	162	5.4	53	34	53	18	23	244	8.1

2019-20 CINCINNATI BEARCATS



SAM RODGERS

SENIOR | CINCINNATI, OHIO | LAKOTA EAST

2019-20 Season // Senior: Added 12 points and three assists vs. Chattanooga (11/19) ... Totaled 14 points, five rebounds, and three assists vs. Iowa (11/27) ... Recorded eight points, six rebounds, five assists, and three steals vs. Miami (OH) (12/8) ... Notched 11 points, eight rebounds, and six assists at Xavier (12/14) ... Scored 16 points, including four 3-pointers, vs. Alabama A&M (12/17) ... Recorded 15 points, four rebounds, four assists, and three steals vs. Pittsburgh (12/21) ... Scored 10 points at USF (1/5) ... Added 10 points and six assists vs. UCF (1/12) ... Posted 12 points and five rebounds vs. Houston (1/22) ... Tallied 13 points, 10 rebounds, and six assists vs. Temple (1/26) ... Rained down 5 treys vs. Tulsa (2/12) to tie a career-high.

(1/28) ... made three three-pointers vs. No. 1 UConn (2/7) ... posted season-best 13 points at No. 20 Temple (2/25).

High School: Catalyst in leading the Lakota East Thunderhawks to a 19-7 overall record and a third-place finish in the always-challenging Greater Miami Conference (GMC) ... named First Team All-GMC, selected to the District 15 All-Star Team, and was Honorable Mention 2015 Associated Press Southwest All-District ... put a dent in the East record book with most three-pointers in a game (5) and became the second all-time leading shot blocker in program history ... graded as an 88 and a three-star recruit by ESPN and rated as No. 297 in the country by Blue Star Basketball.

Academics: Majoring in Dietetics.

11

// CAREER HIGHS

Points	23 vs. Butler, 3/28/19
Rebounds	10 vs. Temple, 1/26/20
Assists	6, 5x, last vs. Temple, 1/26/20
Steals	4, 2x, last vs. Wichita State, 2/10/19
Blocks	2, 2x, last vs. Alabama A&M, 12/17/19
Field Goals	8 vs. Butler, 3/28/19
FG Attempts	16 vs. SMU, 1/6/19
3-Pt. FG	5, 3x, last vs. Tulsa, 2/12/20
3-Pt. FG Attempts	12 vs. SMU, 1/6/19
Free Throws	5, 2x, last vs. Butler, 3/28/19
Free Throw Attempts	8 vs. Butler, 3/28/19
Minutes	40, 5x, last at UCF, 2/15/20

// MISCELLANEOUS

	2019-20	CAREER
Double Digit Points	13	36
Double Digit Rebounds	1	1
Double-Doubles	1	1
20-Plus Point Games	--	2
Games Led UC in Points	--	2
Games Led UC in Rebounds	2	5
Games Led UC in Assists	7	20

2018-19 Season // Junior: Scored 10 points in the season opener vs. Austin Peay (11/6) ... Totaled seven points and seven rebounds vs. Yale (11/21) ... Tallied seven points, six assists, five rebounds, and two steals vs. Lipscomb (11/24) ... Led UC with 14 points and four steals at Ohio State (12/2) ... Scored 11 points at Miami (OH) (12/5) ... Added 14 points vs. VCU (12/7) ... Posted 14 points and four rebounds vs. Xavier (12/16) ... Scored 20 points -- including five made 3-pointers vs. SMU (1/6) ... Tallied 12 points at Tulsa (1/19) ... Totaled 14 points, six rebounds, and five assists vs. Memphis (1/26) ... Posted eight points and four assists vs. No. 2 UConn (2/2) ... Recorded 15 points -- including four made 3-pointers -- at Memphis (2/13) ... Totaled 11 points, six rebounds, and six assists vs. USF (3/2) ... Added 11 points at Tulane (3/4) ... Scored 10 points in the AAC Championship quarterfinals vs. Memphis (3/9) ... Recorded 13 points in the AAC Championship semifinals vs. UCF (3/10) ... Totaled 10 points, seven rebounds, and five assists vs. Youngstown State in the WNIT first round (3/21) ... Added 18 points, four assists, and two steals in the WNIT second round vs. Minnesota (3/24) ... Scored 23 points, including five 3-pointers, in the WNIT third round vs. Butler (3/28).

2017-18 Season // Sophomore: Scored eight points vs. Southeastern Louisiana (11/15) ... Totaled seven points and two rebounds at Old Dominion (12/3) ... Recorded five points and three rebounds vs. No. 13 Ohio State (12/17) ... Posted 11 points and seven rebounds vs. Bowling Green (12/21) ... Tallied 11 points, five rebounds, four assists, and two steals at Houston (1/10) ... Totaled six points and four rebounds vs. Memphis (1/21) ... Scored nine points at SMU (1/24) ... Recorded 12 points, four rebounds, and two assists vs. Tulane (2/10) ... Tallied seven points, two assists, and two steals vs. Tulsa (2/17) ... Netted seven points at Temple (2/21) ... Totaled career highs of 16 points and seven rebounds vs. Houston (2/26).

2016-17 Season // Freshman: Scored 12 points -- including a pair of three-pointers -- at SEMO in her first game as a Bearcat (11/11) ... totaled 11 points, including three three-pointers, vs. Arkansas-Pine Bluff (11/29) ... scored three points vs. Tulane



RODGERS CAREER STATISTICS

			Total		3-Point		F-Throws		Rebounds										Scoring	
Season	gp-gs	min/avg	fg-fga	pct	fg-fga	pct	ft-fa	pct	off	def	tot	avg	pf	fo	ast	to	blk	stl	pts	avg
2016-17	19-1	272/14.3	25-75	.333	14-47	.298	4-4	1.000	4	19	23	1.2	17	0	15	12	1	6	68	3.6
2017-18	29-29	658/22.7	48-144	.333	26-70	.371	24-24	1.000	6	64	70	2.4	37	0	40	24	2	12	146	5.0
2018-19	32-32	1092/34.1	99-289	.343	54-151	.358	41-53	.774	12	114	126	3.9	66	1	87	56	7	35	293	9.2
2019-20	24-24	871/36.3	73-225	.324	41-124	.331	34-45	.756	3	96	99	4.1	63	2	74	46	8	32	221	9.2
TOTAL	104-86	2893/27.8	245-733	.334	135-392	.344	103-126	.817	25	293	318	3.1	183	3	216	138	18	85	728	7.0

RODGERS GAME-BY-GAME STATISTICS

2019-20 GAME-BY-GAME STATISTICS

Opponent	Date	*	min	fg	fga	pct	3fg	3fga	pct	ft	fta	pct	off	def	tot	avg	pf	a	to	blk	stl	pts	avg
UTAH	11/05/19	*	37	2-9	222	1-4	250	1-2	500	0	6	6	6	6	6.0	2	3	2	0	0	1	6	6.0
SAINT LOUIS	11/10/19	*	36	1-12	083	0-5	.000	1-2	500	1	4	5	5.5	3	2	2	0	0	0	2	3	4.5	
OHIO ST.	11/13/19	*	45	1-10	100	1-7	.143	1-2	500	0	2	2	4.3	3	3	1	1	3	4	4.3			
BALL ST.	11/16/19	*	31	1-8	125	1-4	250	2-2	1000	0	3	3	4.0	3	0	3	0	0	2	5	4.5		
CHATTANOOGA	11/19/19	*	36	4-5	800	2-3	667	2-2	1000	0	2	2	3.6	1	3	4	0	0	0	12	6.0		
vs IOWA	11.27.19	*	37	5-14	357	2-10	200	2-2	1000	0	5	5	3.8	2	3	2	0	1	14	7.3			
vs BUCKNELL	11/28/19	*	40	1-13	077	0-4	.000	0-0	.000	0	4	4	3.9	4	2	0	1	1	2	6.6			
at VCU	12/05/19	*	38	1-4	250	1-2	500	3-4	.750	0	4	4	3.9	4	0	5	0	1	6	6.5			
MIAMI (OH)	12/08/19	*	30	3-8	375	1-3	333	1-2	500	0	6	6	4.1	1	5	2	1	3	8	6.7			
at Xavier	12/14/19	*	40	5-9	556	1-2	500	0-0	.000	0	8	8	4.5	1	6	3	0	1	11	7.1			
ALABAMA A&M	12/17/19	*	36	6-9	667	4-5	800	0-0	.000	0	3	3	4.4	0	2	0	2	1	16	7.9			
PITTSBURGH	12/21/19	*	39	6-12	500	1-4	.250	2-2	1000	0	4	4	4.3	3	4	3	0	3	15	8.5			
COPPIN ST.	12/30/19	*	25	2-8	250	2-6	333	0-0	.000	1	3	4	4.3	0	4	0	0	1	6	8.3			
at South Fla.	01/05/20	*	39	3-12	250	3-6	500	1-2	500	1	2	3	4.2	4	3	4	0	1	10	8.4			
at Memphis	01/08/20	*	40	1-8	125	1-6	.167	4-5	.800	0	4	4	4.2	3	4	1	0	2	7	8.3			
UCF	01/12/20	*	31	3-8	375	3-6	500	1-2	500	0	3	3	4.1	4	6	4	0	0	10	8.4			
at Tulane	01/18/20	*	37	2-12	167	1-9	.111	3-4	.750	0	5	5	4.2	4	3	1	0	2	8	8.4			
HOUSTON	01/22/20	*	36	4-9	444	3-5	600	1-2	500	0	5	5	4.2	2	2	0	1	0	12	8.6			
TEMPLE	01/26/20	*	40	3-6	500	2-4	.500	5-6	.833	0	10	10	4.5	5	6	1	0	13	8.8				
at UConn	01/30/20	*	40	1-6	167	1-3	.333	0-0	.000	0	3	3	4.5	4	3	3	0	1	3	8.6			
SOUTH FLA.	02/02/20	*	33	4-11	364	0-5	.000	2-2	1000	0	2	2	4.3	5	3	2	1	1	10	8.6			
at SMU	02/08/20	*	37	5-9	556	3-5	.600	2-2	1000	0	3	3	4.3	1	2	3	0	2	15	8.9			
TULSA	02/12/20	*	28	5-11	455	5-8	625	0-0	.000	0	3	3	4.2	0	4	0	0	0	15	9.2			
at UCF	02/15/20	*	40	4-12	333	2-8	250	0-0	.000	0	2	2	4.1	4	1	2	0	3	10	9.2			
Totals			24	871	73-225	324	41-124	331	34-45	.756	3	96	99	41	63	74	46	8	32	221	9.2		

Games played: 24
Minutes/game: 36.3
Points/game: 9.2
FG Pct: 32.4
3FG Pct: 33.1
FT Pct: 75.6

Rebounds/game: 4.1
Assists/game: 3.1
Turnovers/game: 1.9
Assist/turnover ratio: 1.6
Steals/game: 1.3
Blocks/game: 0.3

2018-19 GAME-BY-GAME STATISTICS

Opponent	Date	min	fg-fga	pct	3fg-fga	pct	ft-fa	pct	off	def	tot	avg	pf	a	t/o	blk	stl	pts	avg		
AUSTIN PEAY	11/06/18	*	30	4-10	.400	1-3	.333	1-2	.500	0	2	2	2.0	0	3	0	0	1	10	10.0	
ETSU	11/09/18	*	13	1-5	.200	1-2	.500	2-2	1.000	1	2	3	2.5	0	0	1	0	1	5	7.5	
YALE	11/21/18	*	32	2-12	.167	1-3	.333	2-2	1.000	0	7	7	4.0	3	1	0	0	1	7	7.3	
LIPSCOMB	11/24/18	*	37	2-9	.222	1-5	.200	2-2	1.000	0	5	5	4.3	1	6	3	1	2	7	7.3	
at Ball St.	11/28/18	*	32	4-11	.364	0-4	.000	0-0	.000	0	2	2	3.8	4	4	1	0	1	8	7.4	
at Ohio St.	12/02/18	*	38	5-11	.455	1-4	.250	3-3	1.000	0	4	4	3.8	1	3	1	0	4	14	8.5	
at Miami (OH)	12/05/18	*	36	3-8	.375	1-3	.333	4-4	1.000	0	2	2	3.6	0	2	3	0	0	11	8.9	
VCU	12/07/18	*	33	3-8	.375	3-6	.500	5-6	.833	0	3	3	3.5	4	1	0	0	2	14	9.5	
XAVIER	12/16/18	*	37	5-14	.357	2-7	.286	2-2	1.000	0	4	4	3.6	2	1	1	0	0	14	10.0	
HOWARD	12/21/18	*	32	0-4	.000	0-2	.000	2-4	.500	1	3	4	3.6	2	4	2	1	1	2	9.2	
SMU	01/06/19	*	40	7-16	.438	5-12	.417	1-2	.500	0	1	1	3.4	1	2	2	2	1	20	10.2	
at UConn	01/09/19	*	30	0-7	.000	0-2	.000	0-0	.000	0	4	4	3.4	5	2	4	0	0	0	9.3	
at UCF	01/13/19	*	38	2-8	.250	2-7	.286	0-0	.000	1	2	3	3.4	4	2	7	0	1	6	9.1	
TEMPLE	01/16/19	*	36	1-7	.143	0-3	.000	2-2	1.000	1	4	5	3.5	1	3	2	0	2	4	8.7	
at Tulsa	01/19/19	*	38	4-7	.571	2-3	.667	2-4	.500	0	1	1	3.3	2	1	3	0	1	12	8.9	
HOUSTON	01/23/19	*	21	1-6	.167	1-4	.250	0-0	.000	0	4	4	3.4	4	1	2	1	0	3	8.6	
MEMPHIS	01/26/19	*	37	5-12	.417	4-10	.400	0-0	.000	1	5	6	3.5	0	5	1	1	0	14	8.9	
at USF	1/30/19	*	37	1-8	.125	1-6	.167	0-0	.000	1	4	5	3.6	1	1	1	0	0	3	8.6	
UCONN	02/02/19	*	30	3-8	.375	2-5	.400	0-0	.000	0	2	2	3.5	4	4	1	0	0	8	8.5	
WICHITA ST.	02/10/19	*	33	1-8	.125	0-3	.000	0-0	.000	0	5	5	3.6	3	3	2	0	4	2	8.2	
at Memphis	02/13/19	*	39	5-10	.500	4-7	.571	1-2	.500	0	3	3	3.6	2	3	2	0	1	15	8.5	
at Temple	02/17/19	*	36	2-8	.250	2-4	.500	0-0	.000	0	4	4	3.6	3	4	0	0	2	6	8.4	
TULSA	02/20/19	*	30	3-9	.333	1-5	.200	0-0	.000	1	4	5	3.7	0	4	2	0	1	7	8.3	
at ECU	02/23/19	*	38	1-5	.200	1-4	.250	0-0	.000	0	5	5	3.7	3	4	0	0	2	3	8.1	
SOUTH FLA.	03/02/19	*	36	4-8	.500	2-3	.667	1-2	.500	0	6	6	3.8	2	6	2	0	0	11	8.2	
at Tulane	03/04/19	*	35	3-10	.300	1-6	.167	4-4	1.000	0	4	4	3.8	3	3	0	0	1	11	8.3	
vs Memphis	03/09/19	*	30	4-5	.800	2-3	.667	0-0	.000	1	2	3	3.8	0	2	1	0	0	10	8.4	
vs UCF	03/10/19	*	36	4-12	.333	3-6	.500	2-4	.500	0	2	2	3.7	1	2	4	0	1	13	8.6	
YOUNGSTOWN ST.	03/21/19	*	38	3-8	.375	2-2	1.000	2-2	1.000	2	5	7	3.8	2	5	0	0	0	10	8.6	
MINNESOTA	03/24/19	*	40	7-13	.538	3-5	.600	1-2	.500	0	3	3	3.8	2	4	2	0	2	18	8.9	
BUTLER	03/28/19	*	40	8-15	.533	5-8	.625	2-2	1.000	1	5	6	3.9	2	1	3	1	1	23	9.4	
at TCU	03/31/19	*	34	1-7	.143	0-4	.000	0-0	.000	1	5	6	3.9	4	0	3	0	2	2	9.2	
Totals			32	1092	99-289	343	54-151	358	41-53	.774	12	114	126	3.9	66	87	56	7	35	293	9.2

Games played: 32
Minutes/game: 34.1
Points/game: 9.2
FG Pct: 34.3
3FG Pct: 35.8
FT Pct: 77.4

Rebounds/game: 3.9
Assists/game: 2.7
Turnovers/game: 1.8
Assist/turnover ratio: 1.6
Steals/game: 1.1
Blocks/game: 0.2

2017-18 GAME-BY-GAME STATISTICS

Opponent	Date	gs	min	fg-fga	pct	3fg-fga	pct	ft-fa	pct	off	def	tot	avg	pf	a	t/o	blk	stl	pts	avg
at ETSU	11/10/17 *	20	1-3	.333	1-3	.333	0-0	.000	0	1	1	1	1.0	3	2	1	0	0	3	3.0
SLIPPERY ROCK	11/13/17 *	15	1-2	.500	1-2	.500	0-0	.000	0	0	0	0	0.5	0	2	1	0	1	3	3.0
SOUTHEASTERN LA.	11/15/17 *	9	2-3	.667	2-2	1.000	2-2	1.000	0	1	1	0	0.7	1	0	0	0	0	8	4.7
MIAMI	11/18/17 *	5	1-2	.500	1-1	1.000	0-0	.000	0	0	0	0	0.5	0	0	0	0	0	3	4.3
SOUTHEAST MISSOURI	11/30/17 *	19	0-4	.000	0-1	.000	0-0	.000	1	2	3	1.0	2	1	2	1	0	0	0	3.4
at Old Dominion	12/03/17 *	30	3-6	.500	1-3	.333	0-0	.000	0	2	2	1.2	1.0	1	1	0	1	0	7	4.0
at Xavier	12/10/17 *	25	1-4	.250	0-1	.000	0-0	.000	0	1	1	1.1	0	1	0	0	0	0	2	3.7
HOWARD	12/14/17 *	14	1-3	.333	1-2	.500	3-3	1.000	0	0	0	1.0	1	1	0	1	0	1	6	4.0
OHIO STATE	12/17/17 *	19	2-4	.500	1-2	.500	0-0	.000	0	3	3	1.2	1	1	0	0	0	0	5	4.1
BOWLING GREEN	12/21/17 *	28	4-6	.667	3-3	1.000	0-0	.000	0	7	7	1.8	2	0	1	0	0	0	11	4.8
at ECU	12/30/17 *	29	2-5	.400	1-2	.500	0-0	.000	0	4	4	2.0	0	1	1	0	0	0	5	4.8
USF	01/03/18 *	34	0-4	.000	0-2	.000	2-2	1.000	0	1	1	1.9	2	2	0	0	0	1	2	4.6
at Tulsa	01/06/18 *	31	1-8	.125	1-6	.167	0-0	.000	0	2	2	1.9	2	1	1	0	0	0	3	4.5
at Houston	01/10/18 *	32	4-11	.364	1-5	.200	2-2	1.000	0	5	5	2.1	1	4	1	0	2	0	11	4.9
EMPLE	01/13/18 *	22	1-5	.200	1-4	.250	0-0	.000	0	2	2	2.1	1	1	1	0	0	0	3	4.8
MEMPHIS	01/21/18 *	26	2-8	.250	1-3	.333	1-1	1.000	2	2	4	2.3	1	1	0	0	1	0	6	4.9
at SMU	01/24/18 *	29	2-7	.286	1-6	.167	4-4	1.000	0	2	2	2.2	4	2	1	0	0	0	9	5.1
ECU	01/27/18 *	18	1-3	.333	0-1	.000	0-0	.000	0	1	1	2.2	1	2	1	0	0	0	2	4.9
UCF	01/30/18 *	14	0-2	.000	0-1	.000	0-0	.000	0	2	2	2.2	1	0	2	0	0	0	0	4.7
at UConn	02/04/18 *	12	0-1	.000	0-1	.000	0-0	.000	0	0	0	2.1	1	1	0	0	0	0	0	4.5
at Wichita State	02/07/18 *	19	0-4	.000	0-2	.000	2-2	1.000	0	1	1	2.0	2	0	1	0	0	0	2	4.3
TULANE	02/10/18 *	29	5-9	.556	2-4	.500	0-0	.000	0	4	4	2.1	2	2	2	2	0	1	12	4.7
TULSA	02/17/18 *	30	2-2	1.000	1-1	1.000	2-2	1.000	0	1	1	2.0	2	0	0	0	2	7	4.8	
at Temple	02/21/18 *	23	3-7	.429	1-2	.500	0-0	.000	0	2	2	2.0	0	2	1	0	0	0	7	4.9
at USF	02/24/18 *	7	0-1	.000	0-0	.000	0-0	.000	0	0	0	2.0	2	1	1	0	0	0	0	4.7
HOUSTON	02/26/18 *	31	5-9	.556	2-2	1.000	4-4	1.000	1	6	7	2.2	1	1	3	0	1	16	5.1	
vs Tulsa	03/04/18 *	34	2-6	.333	1-3	.333	0-0	.000	0	6	6	2.3	1	3	0	0	0	0	5	5.1
vs UConn	03/05/18 *	29	1-9	.111	1-3	.333	0-0	.000	1	4	5	2.4	3	2	1	0	1	3	5.0	5.0
at Michigan State	03/15/18 *	25	1-6	.167	1-2	.500	2-2	1.000	1	2	3	2.4	3	2	2	0	0	0	5	5.0
Totals		29	658	48-144	.333	26-70	.371	24-24	1.000	6	64	70	2.4	37	40	24	2	12	146	5.0



FLORENCE SIFA

SENIOR | BUJUMBURA, BURUNDI | JACKSONVILLE COLLEGE

2019-20 Season // Senior: Scored eight points vs. Iowa (11/27) ... Added seven points and two steals at VCU (12/5) ... Recorded 10 points, four assists, three rebounds, and two steals vs. Miami (OH) (12/8) ... Notched 18 points and three assists vs. Alabama A&M (12/17) ... Added eight points and three rebounds vs. Temple (1/26) ... Totaled eight points, three rebounds, and two assists at No. 4 UConn (1/30).

2018-19 Season // Junior: Scored a game-best 14 points in the season opener vs. Austin Peay (11/6) ... Totaled 15 points and six rebounds vs. ETSU (11/9) ... Tallied eight points, six rebounds, and two assists at St. Louis (11/18) ... Added 13 points and four steals vs. Lipscomb (11/24) ... Scored 10 points vs. Xavier (12/16) ... Totaled eight points, three rebounds, and two steals at Tulsa (1/19) ... Recorded 10 points vs. Houston (1/23) ... Posted 10 points, four rebounds, and three assists vs. Memphis (1/26) ... Tallied 12 points, four assists, and three steals vs. Wichita State (2/10) ... Scored 15 points at Memphis (2/13) ... Added 10 points and nine rebounds at Temple (2/17) ... Recorded 14 points, seven rebounds, and six steals vs. Tulsa (2/20) ... Totaled 17 points and five rebounds at ECU (2/23) ... Scored 10 points in the AAC Championship quarterfinals vs. Memphis (3/9).

Prior to UC: Averaged 17.9 points, 5.6 rebounds, and 3.1 assists per game in 2017-18 at Jacksonville College ... NJCAA Region XIV All-Conference honoree as well as an All-Academic awardee ... Represented her home country on the Burundian national team during the Women's Africa Championship Cup.

Academics: Earned an Associate of Science degree at Jacksonville College ... Majoring in Interdisciplinary Studies at UC.



30

// CAREER HIGHS

Points	18 vs. Alabama A&M, 12/17/19
Rebounds	9 at Temple, 2/17/19
Assists	5 at TCU, 3/31/19
Steals	6 vs. Tulsa, 2/20/19
Blocks	2, 2x, last vs. UCF, 3/10/19
Field Goals	9 vs. Alabama A&M, 12/17/19
FG Attempts	20 vs. Alabama A&M, 12/17/19
3-Pt. FG	1 vs. Iowa, 11/27/19
3-Pt. FG Attempts	1 vs. Iowa, 11/27/19
Free Throws	4, 6x, last at SMU, 2/8/20
Free Throw Attempts	6 at Saint Louis, 11/18/18
Minutes	34 at ECU, 2/23/19

// MISCELLANEOUS

	2019-20	CAREER
Double Digit Points	2	14
Double Digit Rebounds	--	--
Double-Doubles	--	--
20-Plus Point Games	--	--
Games Led UC in Points	1	3
Games Led UC in Rebounds	--	2
Games Led UC in Assists	1	3

				Total		3-Pointers		Free throws		Rebounds											
Opponent	Date	gs	min	fg-fga	pct	3fg-fga	pct	ft-fla	pct	off	def	tot	avg	pf	a	t/o	blk	stl	pts	avg	
UTAH	11/05/19	*	17	3-5	.600	0-0	.000	0-0	.000	1	1	2	2.0	5	1	1	0	1	6	6.0	
SAINT LOUIS	11/10/19	*	5	1-2	.500	0-0	.000	0-0	.000	0	0	0	1.0	2	0	1	0	0	2	4.0	
vs IOWA	11/27/19	*	17	3-8	.375	1-1	1.000	1-2	.500	1	1	2	1.3	5	0	0	0	0	8	5.3	
vs BUCKNELL	11/28/19	*	12	1-3	.333	0-0	.000	0-0	.000	0	2	2	1.5	1	1	0	1	0	2	4.5	
at VCU	12/05/19	*	30	3-4	.750	0-0	.000	1-1	1.000	0	2	2	1.6	3	1	2	1	2	7	5.0	
MIAMI (OH)	12/08/19	*	21	5-7	.714	0-0	.000	0-0	.000	1	2	3	1.8	3	4	4	0	2	10	5.8	
ALABAMA A&M	12/17/19	*	31	9-20	.450	0-0	.000	0-1	.000	1	1	2	1.9	0	3	1	0	3	18	7.6	
TEMPLE	01/26/20	*	14	4-9	.444	0-0	.000	0-2	.000	2	1	3	2.0	5	1	1	0	1	8	7.6	
at UConn	01/30/20	*	28	4-7	.571	0-1	.000	0-0	.000	2	1	3	2.1	4	2	3	1	1	8	7.7	
SOUTH FLA.	02/02/20	*	23	2-6	.333	0-0	.000	2-2	1.000	2	2	4	2.3	3	1	2	0	0	6	7.5	
at SMU	02/08/20	*	21	1-6	.167	0-0	.000	4-4	1.000	3	2	5	2.5	4	1	0	0	3	6	7.4	
TULSA	02/12/20	*	16	1-1	1.000	0-0	.000	0-0	.000	0	0	0	2.3	0	1	2	1	1	2	6.9	
at UCF	02/15/20	*	14	0-2	.000	0-0	.000	0-0	.000	2	1	3	2.4	3	1	2	1	0	0	6.4	
Totals		13	249	37-80	.463	1-2	.500	8-12	.667	15	16	31	2.4	38	17	19	5	14	83	6.4	

Games played: 13
Minutes/game: 19.2
Points/game: 6.4
FG Pct: 46.3

Rebounds/game: 2.4
Assists/game: 1.3
Turnovers/game: 1.5
Assist/turnover ratio: 0.9

SIFA CAREER STATISTICS

with CAREER STATISTICS

Season	gp-gs	min/avg	Total		3-Point		F-Throws		Rebounds				Scoring							
			fg-fga	pct	fg-fga	pct	ft-fga	pct	off	def	tot	avg	pf	fo	ast	to	blk	stl	pts	avg
2018-19	33-12	667/20.2	98-220	.445	0-0	.000	42-65	.646	48	54	102	3.1	88	3	43	80	7	36	238	7.2
2019-20	13-13	249/19.2	37-80	.463	1-2	.500	8-12	.667	15	16	31	2.4	38	3	17	19	5	14	83	6.4
TOTAL	46-25	916/19.9	135-300	.450	1-2	.500	50-77	.649	63	70	133	2.9	126	6	60	99	12	50	321	7.0

2019-20 CINCINNATI BEARCATS



23

// CAREER HIGHS

Points	35 vs. Houston, 1/22/20
Rebounds	18 vs. Xavier, 12/16/18
Assists	6, 2x, last at Xavier, 12/14/19
Steals	3 vs. Howard, 12/21/18
Blocks	4, 3x, last vs. Butler, 3/28/19
Field Goals	14 vs. Houston, 1/22/20
FG Attempts	22 vs. Houston, 1/22/20
3-Pt. FG	1, 3x, last at Wichita State, 2/7/18
3-Pt. FG Attempts	2 vs. Memphis, 1/21/18
Free Throws	11 vs. Ohio State, 11/13/19
Free Throw Attempts	13 vs. Ohio State, 11/13/19
Minutes	39 vs. Ohio State, 11/13/19

// MISCELLANEOUS

	2019-20	CAREER
Double Digit Points	21	60
Double Digit Rebounds	7	16
Double-Doubles	7	15
30-Plus Point Games	2	2
20-Plus Point Games	9	14
Games Led UC in Points	12	27
Games Led UC in Rebounds	14	45
Games Led UC in Assists	4	7

IIMAR' THOMAS

JUNIOR | OAKLAND, CALIF. | SACRED HEART CATHEDRAL PREP

2019-20 Season // Junior: Totaled 19 points and eight rebounds in the season opener vs. Utah (11/5) ... Posted a double-double of 16 points and 12 rebounds vs. Saint Louis (11/10) ... Scored a career-high 25 points, to go along with 12 rebounds, vs. Ohio State (11/13) ... Added a career-high 29 points vs. Chattanooga (11/19) ... Notched a double-double of 20 points and 13 rebounds vs. Iowa (11/27) ... Added 24 points, eight rebounds, four assists and three blocks vs. Miami (OH) (12/8) ... Tallied 25 points, eight rebounds, and six assists at Xavier (12/14) ... Led UC with 17 points vs. Pittsburgh (12/21) ... Joined the UC women's basketball 1,000-point club with 21 points vs. Coppin State (12/30) ... Scored 23 points at USF (1/5) ... Netted 23 points and 14 rebounds at Memphis (1/8) ... Posted 32 points vs. UCF (1/12) ... Netted a career-high 35 points vs. Houston (1/22) ... Added 19 points and seven rebounds vs. Temple (1/26) ... Double-double (21-11) against Tulsa (2/12).

2018-19 Season // Sophomore: Totaled 10 points and seven rebounds in the season opener vs. Austin Peay (11/6) ... Totaled 10 points and seven rebounds vs. Old Dominion (11/12) ... Led UC with 12 points at Pitt (11/16) ... Scored a team-best 13 points at St. Louis (11/18) ... Recorded double-double of 14 points and 10 rebounds vs. Yale (11/21) ... Scored 10 points at Ohio State (12/2) ... Tallied 12 points and four rebounds at Miami (OH) (12/5) ... Added team bests of 20 points and nine rebounds vs. VCU (12/7) ... Led all scorers and rebounders with 20 points and 18 rebounds vs. Xavier (12/16) ... Totaled 23 points, 17 rebounds, six assists, and three steals vs. Howard (12/21) ... Scored game-best 22 points vs. SMU (1/6) ... Posted double-double of 22 points and 10 rebounds vs. Temple (1/16) ... Tallied 18 points and 10 rebounds at Tulsa (1/19) ... Added 16 points and eight rebounds vs. Houston (1/23) ... Scored 19 points with 9-of-9 shooting from the field vs. Memphis (1/26) ... Led UC with 19 points and seven rebounds at USF (1/30) ... Totaled 19 points and nine rebounds vs. Wichita State (2/10) ... Recorded 12 points and seven rebounds at Memphis (2/13) ... Added 15 points, nine rebounds, four assists, and four blocks at Temple (2/17) ... Totaled 13 points and nine rebounds vs. USF (3/2) ... Notched double-double of 18 points and 12 rebounds at Tulane (3/4) ... Tallied 12 points and eight rebounds in the AAC Championship quarterfinals vs. Memphis (3/9) ... Recorded 16 points and eight rebounds in the AAC Championship semifinals vs. UCF (3/10) ... Notched 13 points and eight rebounds in the WNIT quarterfinals at TCU (3/31).

2017-18 Season // Freshman: Totaled 19 points and eight rebounds in her collegiate debut at ETSU (11/10) ... Tallied 18 points, five rebounds, two assists, and two blocks vs. Slippery Rock (11/13) ... Posted first collegiate double-double with 15 points and 10 rebounds vs. Southeastern Louisiana (11/15) ... Recorded 13 points and seven rebounds vs. Miami (OH) (11/18) ... Totaled 14 points and five rebounds vs. Eastern Kentucky (11/25) ... Posted 12 points and seven rebounds vs. Southeast Missouri (11/30) ... Tallied double-double with 19 points and 11 rebounds vs. Howard (12/14) ... Notched 15 points and nine rebounds vs. No. 13 Ohio State (12/17) ... Totaled 14 points and five rebounds at ECU (12/30) ... Scored 12 points vs. No. 22 USF (1/3) ... Contributed 11 points, six rebounds, and three assists at Houston (1/10) ... Tallied 14 points, seven rebounds, and three assists vs. Temple (1/13) ... Grabbed a game-high

13 rebounds vs. Memphis (1/21) ... Totaled eight points, five rebounds, and two assists at No. 1 UConn (2/4) ... Posted 14 points and five rebounds at Wichita State (2/7) ... Scored a game-high 18 points vs. Tulane (2/10) ... Recorded nine rebounds and eight points at No. 18 USF (2/24) ... Tallied 10 points, five rebounds, and two assists vs. Tulsa in the AAC quarterfinals (3/4) ... Named 2018 AAC Freshman of the Year.

High School: Averaged 25.0 ppg & 13.4 rpg as a senior at Sacred Heart Cathedral Prep ... Named West Catholic Athletic League (WCAL) Player of the Year, San Francisco Chronicle Player of the Year, Sportstar Magazine NorCal Player of the Year, and NorCalPreps.com NorCal Player of the Year in 2017 ... First Team All-Metro Bay Area selection and a Second Team All-State pick ... Helped lead Sacred Heart to a 2016 California Division III State Championship ... An 1,000-point career scorer at Sacred Heart ... Ranked as a five-star recruit by NorCal Preps and a three-star recruit by ESPN ... Chose UC over Providence.

Personal: Majoring in exploratory studies ... Entered high school at 12 years old and began college at 16 ... Cousin of former NBA player Rod Higgins ... Fluent in American Sign Language.



Academics: Majoring in Sport Administration.

THOMAS CAREER STATISTICS

THOMAS CAREER STATISTICS																				
			Total		3-Point		F-Throws		Rebounds										Scoring	
Season	gp-gs	min/avg	fg-fga	pct	fg-fga	pct	ft-fa	pct	off	def	tot	avg	pf	fo	ast	to	blk	stl	pts	avg
2017-18	32-1	673/21.0	126-214	.589	3-14	.214	55-75	.733	60	132	192	6.0	48	0	35	37	24	13	310	9.7
2018-19	35-24	1011/28.9	189-313	.604	0-0	.000	74-103	.718	89	163	252	7.2	64	1	63	49	43	27	452	12.9
2019-20	24-23	791/33.0	181-305	.593	0-6	.000	97-119	.815	89	111	200	8.3	53	0	49	46	21	18	459	19.1
TOTAL	91-48	2475/27.2	496-832	.596	3-20	.150	226-297	.761	238	406	644	7.1	165	1	147	132	88	58	1221	13.4

THOMAS GAME-BY-GAME STATISTICS

2019-20 GAME-BY-GAME STATISTICS

Opponent	Date	gs	min	fg-fga	pct	3fg-fga	pct	ft-fa	pct	off	def	tot	avg	pf	a	t/o	blk	stl	pts	avg	
UTAH	11/05/19	*	33	7-13	.538	0-0	.000	5-6	.833	3	5	8	8.0	0	1	0	1	0	19	19.0	
SAINT LOUIS	11/10/19	*	32	7-15	.467	0-0	.000	2-2	1.000	7	5	12	10.0	3	1	0	1	0	16	17.5	
OHIO ST.	11/13/19	*	39	7-19	.368	0-1	.000	11-13	.846	8	4	12	10.7	2	3	4	0	2	25	20.0	
BALL ST.	11/16/19	*	32	6-10	.600	0-0	.000	1-1	1.000	4	5	9	10.3	2	1	2	1	0	13	18.3	
CHATTANOOGA	11/19/19	*	36	12-18	.667	0-0	.000	5-7	.714	4	3	7	9.6	3	3	1	1	0	29	20.4	
vs IOWA	11/27/19	*	36	10-12	.833	0-0	.000	0-0	.000	8	5	13	10.2	1	1	2	1	0	20	20.3	
vs BUCKNELL	11/28/19	*	29	3-8	.375	0-2	.000	2-5	.400	2	5	7	9.7	1	0	2	0	0	8	18.6	
at VCU	12/05/19	*	35	5-8	.625	0-0	.000	6-6	1.000	1	5	6	9.3	3	0	2	0	1	16	18.3	
MIAMI (OH)	12/08/19	*	26	10-14	.714	0-0	.000	4-5	.800	4	4	8	9.1	1	4	2	3	1	24	18.9	
at Xavier	12/14/19	*	36	9-16	.563	0-0	.000	7-8	.875	3	5	8	9.0	3	6	1	2	1	25	19.5	
ALABAMA A&M	12/17/19	*	27	5-11	.455	0-0	.000	6-7	.857	3	5	8	8.9	4	2	4	0	1	16	19.2	
PITTSBURGH	12/21/19	*	33	8-14	.571	0-0	.000	1-1	1.000	3	2	5	8.6	4	2	2	0	1	17	19.0	
COPPIN ST.	12/30/19	*	19	10-15	.667	0-0	.000	1-2	.500	2	4	6	8.4	0	1	1	1	1	21	19.2	
at South Fla.	01/05/20	*	36	10-14	.714	0-0	.000	3-5	.600	2	5	7	8.3	3	0	6	1	0	23	19.4	
at Memphis	01/08/20	*	39	8-12	.667	0-0	.000	7-8	.875	2	12	14	8.7	1	3	1	0	1	23	19.7	
UCF	01/12/20	*	37	12-13	.923	0-0	.000	8-8	1.000	5	3	8	8.6	2	4	2	1	0	32	20.4	
at Tulane	01/18/20	*	37	3-10	.300	0-1	.000	6-8	.750	6	5	11	8.8	4	3	2	1	1	12	19.9	
HOUSTON	01/22/20	*	34	14-22	.636	0-0	.000	7-8	.875	4	6	10	8.8	1	2	1	2	1	35	20.8	
TEMPLE	01/26/20	*	37	9-11	.818	0-1	.000	1-3	.333	2	5	7	8.7	4	3	3	1	0	19	20.7	
at UConn	01/30/20	*	36	4-11	.364	0-0	.000	4-4	1.000	0	2	2	8.4	1	3	0	0	2	12	20.3	
SOUTH FLA.	02/02/20	*	33	3-8	.375	0-0	.000	2-4	.500	3	4	7	8.3	2	2	1	0	1	8	19.7	
at SMU	02/08/20	*	30	8-12	.667	0-1	.000	3-3	1.000	5	2	7	8.3	2	0	3	2	2	19	19.6	
TULSA	02/12/20	*	28	9-14	.643	0-0	.000	3-3	1.000	5	6	11	8.4	2	2	1	1	2	21	19.7	
at UCF	02/15/20	*	31	2-5	.400	0-0	.000	2-2	1.000	3	4	7	8.3	4	2	3	1	0	6	19.1	
Totals			23	791	181-305	.593	0-6	.000	97-119	.815	89	111	200	8.3	53	49	46	21	18	459	19.1

Games played: 24
Minutes/game: 33.0
Points/game: 19.1
FG Pct: 59.3
3FG Pct: 0.0
FT Pct: 81.5

Rebounds/game: 8.3
Assists/game: 2.0
Turnovers/game: 1.9
Assist/turnover ratio: 1.1
Steals/game: 0.8
Blocks/game: 0.9

2018-19 GAME-BY-GAME STATISTICS

Opponent	Date	gs	min	fg-fga	pct	3fg-fga	pct	ft-fa	pct	off	def	tot	avg	pf	a	t/o	blk	stl	pts	avg
AUSTIN PEAY	11/06/18	22	5-6	.833	0-0	.000	0-0	.000	1	6	7	7.0	2	0	2	0	0	10	10.0	
ETSU	11/09/18	30	3-8	.375	0-0	.000	0-0	.000	1	7	8	7.5	1	0	0	1	2	6	8.0	
OLD DOMINION	11/12/18	27	4-9	.444	0-0	.000	2-2	1.000	2	5	7	7.3	5	0	3	1	0	10	8.7	
at Pitt	11/16/18	22	3-4	.750	0-0	.000	6-9	.667	1	2	3	6.3	3	0	1	1	1	0	12	9.5
at Saint Louis	11/18/18	*	32	6-10	.600	0-0	.000	1-2	.500	2	1	3	5.6	3	1	2	0	0	13	10.2
YALE	11/21/18	28	7-8	.875	0-0	.000	0-0	.000	3	7	10	6.3	1	4	3	4	0	14	10.8	
LIPSCOMB	11/24/18	11	0-1	.000	0-0	.000	2-2	1.000	2	2	4	6.0	2	0	2	0	0	2	9.6	
at Ball St.	11/28/18	21	2-2	1.000	0-0	.000	0-2	.000	1	3	4	5.8	0	1	0	0	0	4	8.9	
at Ohio St.	12/02/18	24	5-9	.556	0-0	.000	0-0	.000	2	1	3	5.4	3	0	3	0	1	10	9.0	
at Miami (OH)	12/05/18	16	5-6	.833	0-0	.000	2-3	.667	2	2	4	5.3	1	0	0	0	0	12	9.3	
VCU	12/07/18	*	30	8-12	.667	0-0	.000	4-6	.667	3	6	9	5.6	1	1	0	0	0	20	11.3
XAVIER	12/16/18	*	32	8-11	.727	0-0	.000	4-7	.571	8	10	18	6.7	1	4	0	0	1	20	11.3
HOWARD	12/21/18	*	26	10-11	.909	0-0	.000	3-4	.750	4	13	17	7.5	0	6	1	1	3	23	12.0
SMU	01/06/19	*	34	11-16	.688	0-0	.000	0-0	.000	1	4	5	7.3	1	1	0	1	2	22	12.7
at UConn	01/09/19	*	32	4-8	.500	0-0	.000	1-2	.500	1	3	4	7.1	2	1	4	1	1	9	12.5
at UCF	01/13/19	*	27	3-8	.375	0-0	.000	2-2	1.000	2	6	8	7.1	1	2	2	1	0	8	12.2
TEMPLE	01/16/19	*	26	8-13	.615	0-0	.000	6-7	.857	2	8	10	7.3	1	2	1	2	2	22	12.8
at Tulsa	01/19/19	*	34	8-11	.727	0-0	.000	2-4	.500	3	7	10	7.4	2	2	5	3	1	18	13.1
HOUSTON	01/23/19	*	30	7-12	.583	0-0	.000	2-2	1.000	4	4	8	7.5	1	2	2	2	1	16	13.2
MEMPHIS	01/26/19	*	28	9-9	1.000	0-0	.000	1-2	.500	1	2	3	7.3	3	1	0	1	1	19	13.5
at USF	1/30/19	*	38	9-14	.643	0-0	.000	1-1	1.000	5	2	7	7.2	2	1	1	1	3	19	13.8
UCONN	02/02/19	*	31	1-7	.143	0-0	.000	2-4	.500	2	2	4	7.1	2	0	1	1	0	4	13.3
WICHITA ST.	02/10/19	*	32	8-13	.615	0-0	.000	3-5	.600	3	6	9	7.2	3	3	0	1	0	19	13.6
at Memphis	02/13/19	*	29	5-10	.500	0-0	.000	2-2	1.000	3	4	7	7.2	2	2	0	0	2	12	13.5
at Temple	02/17/19	*	37	6-13	.462	0-0	.000	3-6	.500	1	8	9	7.2	2	4	2	4	0	15	13.6
TULSA	02/20/19	*	27	3-8	.375	0-0	.000	3-4	.750	1	3	4	7.1	2	2	2	2	0	9	13.4
at ECU	02/23/19	30	2-6	.333	0-0	.000	3-4	.750	3	1	4	7.0	1	2	1	1	1	7	13.1	
SOUTH FLA.	03/02/19	*	32	4-10	.400	0-0	.000	5-5	1.000	2	7	9	7.1	2	1	1	1	1	13	13.1
at Tulane	03/04/19	*	34	7-11	.636	0-0	.000	4-6	.667	5	7	12	7.2	1	3	4	2	2	18	13.3
vs Memphis	03/09/19	*	32	6-10	.600	0-0	.000	0-0	.000	2	6	8	7.3	2	3	2	2	1	12	13.3
vs UCF	03/10/19	*	36	6-9	.667	0-0	.000	4-4	1.000	5	3	8	7.3	2	2	0	1	2	16	13.4
YOUNGSTOWN ST.	03/21/19	24	3-6	.500	0-0	.000	1-1	1.000	2	4	6	7.3	3	4	1	1	0	7	13.2	
MINNESOTA	03/24/19	*	32	2-4	.500	0-0	.000	2-2	1.000	2	5	7	7.2	2	1	0	2	1	6	12.9
BUTLER	03/28/19	*	34	5-7	.714	0-0	.000	2-2	1.000	3	2	5	7.2	3	1	4	1	12	12.9	
at TCU	03/31/19	*	34	6-11	.545	0-0	.000	1-1	1.000	4	4	8	7.2	2	4	2	1	0	13	12.9
Totals		24	1011	189-313	.604	0-0	.000	74-103	.718	89	163	252	7.2	64	63	49	43	27	452	12.9

Games played: 35
Minutes/game: 28.9
Points/game: 12.9
FG Pct: 60.4
FT Pct: 71.8

Rebounds/game: 7.2
Assists/game: 1.8
Turnovers/game: 1.4
Assist/turnover ratio: 1.3
Steals/game: 0.8
Blocks/game: 1.2

2017-18 GAME-BY-GAME STATISTICS

Opponent	Date	gs	min	fg-fga	pct	3fg-fga	pct	ft-fa	pct	off	def	tot	avg	pf	a	t/o	blk	stl	pts	avg
at ETSU	11/10/17	*	28	8-12	.667	0-0	.000	3-7	.429	4	4	8	8.0	3	1	3	0	0	19	19.0
SLIPPERY ROCK	11/13/17	23	7-10	.700	0-0	.000	4-6	.667	2	3	5	6.5	0	2	1	2	1	18	18.5	
SOUTHEASTERN LA.	11/15/17	20	6-6	1.000	0-0	.000	3-5	.600	1	9	10	7.7	0	1	0	1	0	15	17.3	
MIAMI	11/18/17	21	4-6	.667	0-1	.000	5-6	.833	1	6	7	7.5	2	2	0	0	2	13	16.3	
PITTSBURGH	11/21/17	19	1-4	.250	0-0	.000	1-2	.500	1	4	5	7.0	1	0	3	0	1	3	13.6	
EASTERN KENTUCKY	11/25/17	26	6-11	.545	1-1	1.000	1-2	.500	2	3	5	6.7	1	1	2	0	14	13.7		
SAINT FRANCIS	11/27/17	23	2-6	.333	0-1	.000	4-4	1.000	4	2	6	6.6	1	0	1	0	0	8	12.9	
SOUTHEAST MISSOURI	11/30/17	21	4-5	.800	0-0	.000	4-4	1.000	2	5	7	6.6	1	0	2	1	0	12	12.8	
at Old Dominion	12/03/17	20	1-2	.500	0-1	.000	2-2	1.000	1	1	2	6.1	3	0	0	1	0	4	11.8	
at Xavier	12/10/17	24	2-7	.286	0-0	.000	1-1	1.000	2	2	4	5.9	2	0	2	1	2	5	11.1	
HOWARD	12/14/17	21	7-12	.583	0-0	.000	5-7	.714	4	7	11	6.4	1	1	0	1	1	19	11.8	
OHIO STATE	12/21/17	22	6-6	1.000	1-1	1.000	2-4	.500	3	6	9	6.6	1	0	2	0	0	15	12.1	
BOWLING GREEN	12/21/17	20	4-9	.444	0-1	.000	0-0	.000	1	2	3	6.3	2	1	0	1	0	8	11.8	
at ECU	12/30/17	21	7-11	.636	0-0	.000	0-0	.000	1	4	5	6.2	2	0	1	1	0	14	11.9	
USF	10/13/18	25	4-9	.444	0-1	.000	4-5	.800	2	3	5	6.1	1	1	2	1	0	12	11.9	
at Tulsa	11/06/18	17	4-5	.800	0-0	.000	1-1	1.000	3	0	3	5.9	1	1	2	1	0	9	11.8	
at Houston	11/10/18	22	4-7	.571	0-1	.000	3-4	.750	1	5	6	5.9	2	3	0	0	0	11	11.7	
TEMPLE	11/13/18	23	7-9	.778	0-1	.000	0-0	.000	1	6	7	6.0	3	3	3	0	1	14	11.8	
MEMPHIS	11/21/18	22	4-9	.444	0-2	.000	1-1	1.000	4	9	13	6.4	3	1	2	1	0	9	11.7	
at SMU	11/24/18	15	0-0	.000	0-0	.000	0-0	.000	1	1	1	6.1	1	1	1	1	0	0	0	11.1
ECU	11/27/18	22	4-7	.571	0-0	.000	1-2	.500	1	4	5	6.0	3	2	3	1	1	9	11.0	
UCF	11/30/18	21	3-5	.600	0-0	.000	2-2	1.000	1	2	3	5.9	1	0	2	0	0	8	10.9	
at UConn	02/04/18	14	3-6	.500	0-0	.000	2-2	1.000	2	3	5	5.9	0	2	0	0	0	8	10.7	
at Wichita State	02/07/18	21	5-5	1.000	1-1	1.000	3-4	.750	0	5	5	5.8	3	1	1	1	1	14	10.9	
TULANE	02/10/18	23	9-10	.900	0-0	.000	0-0	.000	3	5	8	5.9	1	2	1	2	1	18	11.2	
TULSA	02/17/18	25	4-10	.400	0-1	.000	1-2	.500	3	6	9	6.0	1	2	0	1	0	9	11.1	
at Temple	02/21/18	16	0-3	.000	0-1	.000	0-0	.000	1	7	8	6.1	3	2	0	0	1	0	10.7	
at USF	02/24/18	22	4-5	.800	0-0	.000	1-1	1.000	2	7	9	6.2	2	0	4	1	0	8	10.6	
HOUSTON	02/26/18	20	2-4	.500	0-0	.000	0-0	.000	1	6	7	6.2	0	1	0	2	0	4	10.3	
vs Tulsa	03/04/18	22	4-8	.500	0-0	.000	2-2	1.000	2	3	5	6.2	0	2	0	1	0	10	10.3	
vs UConn	03/05/18	17	0-2	.000	0-0	.000	0-0	.000	3	2	5	6.2	2	1	0	0	0	0	10.0	
at Michigan State	03/15/18	17	0-3	.000	0-0	.000	0-0	.000	1	0	1	6.0	1	1	0	1	0	0	9.7	
Totals		1	673	126-214	.589	3-14	.214	55-75	.733	60	132	192	6.0	48	35	37	24	13	310	9.7

2019-20 CINCINNATI BEARCATS



JANA ABDULLAH

FRESHMAN | ALEXANDRIA, EGYPT | KING INTEGRATED AMERICAN SCHOOL

Prior to UC: Graduate of the NBA Academy Women's Program

... Brings a plethora of international experience to Clifton ...

Top scorer in the Egyptian Junior League ... Led the Egyptian National Team to a third-place finish in the 2017 FIBA Africa Championships ... Represented Egypt in the Junior Olympics in 3-on-3 competition ... Helped the U18 National Team to a FIBA Women's African Championship in 2018.

Academics: Majoring in Exploratory Studies.

Opponent	Date	gs	min	Total		3-Pointers		Free throws		Rebounds									
				fg-fga	pct	3fg-fga	pct	ft-fa	pct	off	def	tot	avg	pf	a	t/o	blk	stl	pts
COPPIN ST.	12/30/19	3		0-0	.000	0-0	.000	0-0	.000	0	0	0	0.0	0	0	1	0	0	0
Totals		0	3	0-0	.000	0-0	.000	0-0	.000	0	0	0	0.0	0	0	1	0	0	0

Games played: 1
Minutes/game: 3.0

Turnovers/game: 1.0

5



SOFIA GRITZALI

FRESHMAN | THESSALONIKI, GREECE | HELLENIC COLLEGE OF THESSALONIKI

2019-20 Season // Freshman: Scored four points vs. Ball State (11/16) ... Grabbed five rebounds vs. Alabama A&M (12/17).

Prior to UC: Leading scorer for her team throughout her high school career ... Guided Hellenic College of Thessaloniki to three-straight northern Greece championships, two national high school championship runner-up finishes, and a national title as a junior ... Part of multiple championship teams at the club level with Aris Basketball Club of the northern Greek league where she was the leading scorer four-consecutive years and set all time and single-game (59 points) scoring

records ... Member of the Greek national team the last three years ... Represented Greece with the national high school team at the world high school championship in 2019.

Academics: Majoring in Business Pathways.

Opponent	Date	gs	min	Total		3-Pointers		Free throws		Rebounds									
				fg-fga	pct	3fg-fga	pct	ft-fa	pct	off	def	tot	avg	pf	a	t/o	blk	stl	pts
BALL ST.	11/16/19	8		2-2	1.000	0-0	.000	0-0	.000	0	1	1	1.0	2	0	0	0	0	4
MIAMI (OH)	12/08/19	3		1-1	1.000	1-1	1.000	0-0	.000	0	1	1	1.0	0	0	1	0	0	3
ALABAMA A&M	12/17/19	12		0-1	.000	0-0	.000	1-2	.500	3	2	5	2.3	3	1	2	0	1	1
PITTSBURGH	12/21/19	8		0-2	.000	0-0	.000	0-0	.000	1	1	2	2.3	1	0	0	0	0	2
COPPIN ST.	12/30/19	8		0-0	.000	0-0	.000	1-2	.500	1	2	3	2.4	0	1	0	0	1	1
TULSA	02/12/20	2		0-0	.000	0-0	.000	0-0	.000	1	0	1	2.2	0	0	0	0	0	1
Totals		0	41	3-6	.500	1-1	1.000	2-4	.500	6	7	13	2.2	6	2	3	0	2	9

Games played: 6
Minutes/game: 6.8
Points/game: 1.5
FG Pct: 50.0
3FG Pct: 100.0
FT Pct: 50.0

Rebounds/game: 2.2
Assists/game: 0.3
Turnovers/game: 0.5
Assist/turnover ratio: 0.7
Steals/game: 0.3

33

2019-20 CINCINNATI BEARCATS



50

NESMA KHALIFA

SOPHOMORE | ALEXANDRIA, EGYPT | KGC KAWMYA GIRLS COLLEGE | TALLAHASSEE CC

2019-20 Season // Freshman: Totaled six rebounds and two blocks vs. Bucknell (11/28) ... Added six points and three rebounds vs. Miami (OH) (12/8) ... Tallied four points and two assists at Xavier (12/14) ... Recorded four points and three rebounds vs. Coppin State (12/30) ... Scored five points vs. Houston (1/22).

... Brings a plethora of international experience to Clifton ... Top scorer in the Egyptian Junior League ... Led the Egyptian National Team to a third-place finish in the 2017 FIBA Africa Championships ... Represented Egypt in the Junior Olympics in 3-on-3 competition ... Helped the U18 National Team to a FIBA Women's African Championship in 2018.

Prior to UC: Graduate of the NBA Academy Women's Program

Academics: Majoring in Exploratory Studies.

				Total		3-Pointers		Free throws		Rebounds											
Opponent	Date	gs	min	fg-fga	pct	3fg-fga	pct	ft-fa	pct	off	def	tot	avg	pf	a	t/o	blk	stl	pts	avg	
UTAH	11/05/19	*	5	0-0	.000	0-0	.000	0-0	.000	0	0	0	0.0	1	0	1	0	0	0	0.0	
SAINT LOUIS	11/10/19		7	0-1	.000	0-0	.000	0-0	.000	0	1	1	0.5	2	1	0	0	0	0	0.0	
OHIO ST.	11/13/19		2	0-1	.000	0-1	.000	0-0	.000	0	0	0	0.3	0	0	0	0	0	0	0.0	
BALL ST.	11/16/19		8	1-1	1.000	0-0	.000	0-0	.000	1	1	2	0.8	1	0	1	2	0	2	0.5	
CHATTANOOGA	11/19/19		4	0-0	.000	0-0	.000	0-0	.000	0	0	0	0.6	2	0	0	0	0	0	0.4	
vs IOWA	11/27.19		1	0-0	.000	0-0	.000	0-0	.000	0	0	0	0.5	0	0	1	0	0	0	0.3	
vs BUCKNELL	11/28/19		11	1-3	.333	0-1	.000	0-0	.000	1	5	6	1.3	1	1	0	2	0	2	0.6	
at VCU	12/05/19		5	0-0	.000	0-0	.000	0-0	.000	0	0	0	1.1	2	0	0	0	0	0	0.5	
MIAMI (OH)	12/08/19		9	3-3	1.000	0-0	.000	0-1	.000	0	3	3	1.3	3	0	1	1	1	6	1.1	
at Xavier	12/14/19	*	13	2-4	.500	0-1	.000	0-0	.000	0	0	0	1.2	0	2	0	0	0	4	1.4	
ALABAMA A&M	12/17/19		6	0-0	.000	0-0	.000	0-0	.000	0	0	0	1.1	1	0	0	0	0	0	1.3	
PITTSBURGH	12/21/19		4	0-0	.000	0-0	.000	0-0	.000	0	1	1	1.1	1	1	0	0	0	0	1.2	
COPPIN ST.	12/30/19		13	2-6	.333	0-0	.000	0-0	.000	1	2	3	1.2	0	1	1	0	0	4	1.4	
at South Fla.	01/05/20		3	0-0	.000	0-0	.000	0-0	.000	0	0	0	1.1	0	1	0	0	0	0	1.3	
at Memphis	01/08/20		4	0-1	.000	0-0	.000	0-0	.000	0	0	0	1.1	0	0	2	0	0	0	1.2	
UCF	01/12/20		1	0-1	.000	0-0	.000	0-0	.000	0	0	0	1.0	0	0	0	0	1	0	1.1	
HOUSTON	01/22/20		7	2-2	1.000	1-1	1.000	0-0	.000	0	0	0	0.9	0	0	0	0	0	5	1.4	
TEMPLE	01/26/20		1	0-0	.000	0-0	.000	0-0	.000	0	1	1	0.9	0	0	0	0	0	0	1.3	
SOUTH FLA.	02/02/20		2	0-1	.000	0-1	.000	0-0	.000	0	0	0	0.9	0	0	0	0	0	0	1.2	
at SMU	02/08/20		4	1-2	.500	0-1	.000	0-0	.000	0	0	0	0.9	0	0	0	0	0	2	1.3	
TULSA	02/12/20		8	0-2	.000	0-1	.000	0-0	.000	0	1	1	0.9	1	1	0	1	0	0	1.2	
Totals			2	118	12-28	.429	1-7	.143	0-1	.000	3	15	18	0.9	15	8	7	6	2	25	1.2

Games played: 21
Minutes/game: 5.6
Points/game: 1.2

Rebounds/game: 0.9
Assists/game: 0.4
Turnovers/game: 0.3



2

ALEAH NELSON

FRESHMAN | NOTTINGHAM, MD. | MCDONOGH

2019-20 Season // Freshman: Totaled four rebounds and two assists vs. Bucknell (11/28) ... Recorded two points, two assists, and two rebounds vs. Miami (OH) (12/8) ... Dished out three assists vs. Alabama A&M (12/17) ... Added three points, two assists, and two rebounds vs. Pittsburgh (12/21) ... Scored four points at Memphis (1/8) ... Totaled six points, three assists, three rebounds vs. Temple (1/26).

Prior to UC: Ranked No. 202 in the All-Star Girls Report ... Averaged 12.1 points, 4.6 rebounds, and 3.1 assists per game as a junior at McDonogh ... Second Team Baltimore Sun All-Metro selection ... U.S. Junior Nationals All-Star.

Academics: Majoring in Communication.

Opponent	Date	Total				3-Pointers		Free throws		Rebounds				pf	a	t/o	blk	stl	pts	avg	
		gs	min	fg-fga	pct	3fg-fga	pct	ft-fa	pct	off	def	tot	avg								
SAINT LOUIS	11/10/19		8	1-3	.333	0-1	.000	0-0	.000	0	0	0	0.0	1	0	0	0	0	2	2.0	
OHIO ST.	11/13/19		3	0-0	.000	0-0	.000	0-0	.000	0	0	0	0.0	0	0	0	0	0	0	1.0	
CHATTANOOGA	11/19/19		8	0-1	.000	0-0	.000	0-0	.000	0	0	0	0.0	1	0	0	0	1	0	0.7	
vs IOWA	11/27/19		4	1-1	1.000	0-0	.000	0-0	.000	0	0	0	0.0	2	0	0	0	1	2	1.0	
vs BUCKNELL	11/28/19		14	1-3	.333	0-0	.000	0-0	.000	1	3	4	0.8	0	2	0	0	0	2	1.2	
at VCU	12/05/19		5	0-0	.000	0-0	.000	0-0	.000	1	0	1	0.8	2	0	0	0	0	0	1.0	
MIAMI (OH)	12/08/19		13	1-2	.500	0-1	.000	0-0	.000	1	1	2	1.0	0	2	1	0	0	2	1.1	
at Xavier	12/14/19		8	0-0	.000	0-0	.000	0-0	.000	0	1	1	1.0	0	2	0	0	0	0	1.0	
ALABAMA A&M	12/17/19		19	0-0	.000	0-0	.000	0-0	.000	0	2	2	1.1	1	3	0	0	0	0	0.9	
PITTSBURGH	12/21/19		10	1-1	1.000	1-1	1.000	0-0	.000	1	1	2	1.2	0	2	1	0	0	3	1.1	
COPPIN ST.	12/30/19		22	1-1	1.000	1-1	1.000	0-0	.000	0	3	3	1.4	2	2	0	0	1	3	1.3	
at South Fla.	01/05/20		8	0-0	.000	0-0	.000	0-0	.000	0	0	0	1.3	1	1	0	0	0	0	1.2	
at Memphis	01/08/20		18	1-3	.333	0-2	.000	2-2	1.000	1	1	2	1.3	1	1	0	0	1	4	1.4	
UCF	01/12/20		5	0-0	.000	0-0	.000	0-0	.000	0	1	1	1.3	0	1	0	0	0	0	1.3	
at Tulane	01/18/20		7	0-0	.000	0-0	.000	0-0	.000	1	0	1	1.3	1	0	0	0	0	0	1.2	
HOUSTON	01/22/20		10	0-0	.000	0-0	.000	0-0	.000	0	1	1	1.3	0	0	1	0	0	0	1.1	
TEMPLE	01/26/20		20	2-4	.500	2-3	.667	0-0	.000	0	3	3	1.4	2	3	0	0	0	6	1.4	
at UConn	01/30/20		3	0-0	.000	0-0	.000	0-0	.000	0	0	0	1.3	1	0	0	0	0	0	1.3	
at SMU	02/08/20		18	0-1	.000	0-0	.000	0-0	.000	1	0	1	1.3	2	3	0	0	0	0	1.3	
TULSA	02/12/20		17	2-4	.500	1-2	.500	0-0	.000	2	1	3	1.4	1	1	3	0	1	5	1.5	
at UCF	02/15/20		5	0-1	.000	0-1	.000	0-0	.000	0	0	0	1.3	1	0	0	0	0	0	1.4	
Totals			0	225	11-25	.440	5-12	.417	2-2	1.000	9	18	27	1.3	19	23	6	0	5	29	1.4

Games played: 21
Minutes/game: 10.7
Points/game: 1.4
FG Pct: 44.0
3FG Pct: 41.7

Rebounds/game: 1.3
Assists/game: 1.1
Turnovers/game: 0.3
Assist/turnover ratio: 3.8
Steals/game: 0.2



15

ARAME NIANG

REDSHIRT JUNIOR | RUFISQUE, SENEGAL | KANSAI GAIDAI UNIV. | WESTERN KENTUCKY

Prior to UC: Played in 33 games for the Hilltoppers in 2018-19 ... Averaged 5.7 points and 3.6 rebounds in 15.3 minutes per game ... Scored 12 points and grabbed three rebounds in the season opener at Oklahoma ... Had a season-best performance of 15 points and 13 rebounds vs. Morgan State ... Sat out the 2017-18 season at WKU to satisfy NCAA requirements after transferring from Kansai Gaidai University in Hirakata, Japan.

Academics: Majoring in Interdisciplinary Studies.



3

JADA SCOTT

FRESHMAN | TOWNSEND, GA. | FREDERICA ACADEMY

2019-20 Season // Freshman: Added three rebounds and an assist vs. Alabama A&M (12/17) ... Totaled eight points and two assists vs. Pittsburgh (12/21).

Prior to UC: Ranked as the No. 39 wing in the country by ESPN ... Averaged 10.1 rebounds and 9.8 points per game as a junior at Frederica ... Brunswick News Coastal Georgia All-Area Second Team honoree ... Garnered Georgia Independent

School Association (GISA) 3A All-State and All-Region accolades.

Personal: Twin sister of Jadyn Scott ... Sister of Bearcats men's basketball forward Trevon Scott.

Academics: Majoring in Exploratory Studies.

Opponent	Date	gs	min	Total		3-Pointers		Free throws		Rebounds				pf	a	t/o	blk	stl	pts	avg
				fg-fga	pct	3fg-fga	pct	ft-fa	pct	off	def	tot	avg							
at VCU	12/05/19	6	0-0	.000	0-0	.000	0-0	.000	.000	0	1	1	1.0	1	0	0	0	0	0	0.0
MIAMI (OH)	12/08/19	9	1-2	.500	0-0	.000	0-0	.000	.000	1	1	2	1.5	1	1	2	0	0	2	1.0
at Xavier	12/14/19	5	0-1	.000	0-0	.000	0-0	.000	.000	0	1	1	1.3	1	0	0	1	0	0	0.7
ALABAMA A&M	12/17/19	7	0-1	.000	0-0	.000	1-2	.500	.000	1	2	3	1.8	1	1	1	0	0	1	0.8
PITTSBURGH	12/21/19	15	3-6	.500	0-1	.000	2-2	1.000	.000	0	1	1	1.6	2	2	1	0	1	8	2.2
COPPIN ST.	12/30/19	12	0-3	.000	0-0	.000	0-0	.000	.000	0	1	1	1.5	2	0	2	1	0	0	1.8
at South Fla.	01/05/20	4	0-1	.000	0-0	.000	0-0	.000	.000	0	0	0	1.3	1	1	0	0	0	0	1.6
at Memphis	01/08/20 *	9	1-2	.500	0-0	.000	0-0	.000	.000	0	1	1	1.3	4	1	1	0	2	2	1.6
UCF	01/12/20	6	0-1	.000	0-0	.000	0-0	.000	.000	0	1	1	1.2	2	0	0	0	0	0	1.4
at Tulane	01/18/20	5	0-0	.000	0-0	.000	0-0	.000	.000	0	0	0	1.1	1	0	0	0	0	0	1.3
HOUSTON	01/22/20	2	0-0	.000	0-0	.000	0-0	.000	.000	0	1	1	1.1	0	0	0	0	0	0	1.2
TULSA	02/12/20	3	0-1	.000	0-0	.000	1-2	.500	.000	1	0	1	1.1	1	0	0	0	0	1	1.2
Totals		1	83	5-18	.278	0-1	.000	4-6	.667	4	9	13	1.1	17	6	7	2	3	14	1.2

Games played: 12
Minutes/game: 6.9
Points/game: 1.2
FG Pct: 27.8
3FG Pct: 0.0
FT Pct: 66.7

Rebounds/game: 1.1
Assists/game: 0.5
Turnovers/game: 0.6
Assist/turnover ratio: 0.9
Steals/game: 0.3
Blocks/game: 0.2

2019-20 CINCINNATI BEARCATS



10

JADYN SCOTT

FRESHMAN | TOWNSEND, GA. | FREDERICA ACADEMY

2019-20 Season // Freshman: Scored four points vs. Miami (OH) (12/8) ... Added six points and two rebounds at Xavier (12/14) ... Grabbed six rebounds and dished out two assists vs. Alabama A&M (12/17).

Prior to UC: Ranked as the No. 33 wing prospect nationally by ESPN and No. 248 overall by All-Star Girls Report ... Averaged

11.2 points and 9.8 rebounds per game last year at Frederica ... GISA 2-3A All-Region selection.

Personal: Twin sister of Jada Scott ... Sister of Bearcats men's basketball forward Trevon Scott.

Academics: Majoring in Exploratory Studies.

Opponent	Date	gs	min	fg-fga	pct	3fg-fga	pct	ft-fa	pct	off	def	tot	avg	pf	a	t/o	blk	stl	pts	avg
UTAH	11/05/19	7	0-2	.000	0-0	.000	0-0	.000	0-0	0	0	0	0.0	4	0	1	0	0	0	0.0
MIAMI (OH)	12/08/19	9	2-5	.400	0-0	.000	0-0	.000	0	1	1	0.5	2	0	0	0	0	4	2.0	
at Xavier	12/14/19	14	2-3	.667	0-0	.000	2-2	1.000	0	2	2	1.0	1	1	1	0	1	6	3.3	
ALABAMA A&M	12/17/19	16	1-3	.333	0-0	.000	0-0	.000	1	5	6	2.3	2	2	1	2	0	2	3.0	
PITTSBURGH	12/21/19	8	1-2	.500	0-0	.000	0-0	.000	0	0	0	1.8	1	0	1	1	0	2	2.8	
COPPIN ST.	12/30/19	13	1-6	.167	0-0	.000	1-1	1.000	2	0	2	1.8	3	0	1	1	0	3	2.8	
at South Fla.	01/05/20	12	0-0	.000	0-0	.000	0-0	.000	0	1	1	1.7	2	0	0	0	0	0	2.4	
at Memphis	01/08/20	8	0-1	.000	0-0	.000	0-0	.000	1	0	1	1.6	1	0	0	0	0	0	2.1	
UCF	01/12/20	1	0-0	.000	0-0	.000	0-0	.000	0	0	0	1.4	0	0	1	0	0	0	1.9	
at Tulane	01/18/20	7	0-0	.000	0-0	.000	0-0	.000	1	0	1	1.4	1	0	0	0	0	0	1.7	
HOUSTON	01/22/20	4	0-1	.000	0-0	.000	0-0	.000	1	0	1	1.4	0	0	0	1	0	0	1.5	
TEMPLE	01/26/20	1	0-0	.000	0-0	.000	0-0	.000	0	0	0	1.3	0	0	0	0	0	0	1.4	
SOUTH FLA.	02/02/20	5	0-0	.000	0-0	.000	0-0	.000	0	1	1	1.2	1	0	0	0	0	0	1.3	
at SMU	02/08/20	9	1-2	.500	0-0	.000	1-2	.500	1	3	4	1.4	0	0	1	1	0	3	1.4	
TULSA	02/12/20	15	2-5	.400	0-0	.000	0-0	.000	1	3	4	1.6	2	0	2	0	0	4	1.6	
at UCF	02/15/20	10	1-2	.500	0-0	.000	0-0	.000	1	1	2	1.6	1	0	3	0	0	2	1.6	
Totals		0	139	11-32	.344	0-0	.000	4-5	.800	9	17	26	1.6	21	3	12	6	1	26	1.6

Games played: 16
Minutes/game: 8.7
Points/game: 1.6
FG Pct: 34.4
FT Pct: 80.0

Rebounds/game: 1.6
Assists/game: 0.2
Turnovers/game: 0.8
Assist/turnover ratio: 0.3
Steals/game: 0.1
Blocks/game: 0.4



21

JORDAN TUFF

FRESHMAN | KERNERSVILLE, N.C. | CONNECTIONS ACADEMY

2019-20 Season // Freshman: Totaled 10 points and two assists vs. Ball State (11/16) ... Recorded eight points and two blocks vs. Miami (OH) (12/8).

Prior to UC: Prospects Nation 3-star recruit ... No. 222-ranked player in the 2019 class by Blue Star ... Averaged 16.0 points, 7.0 rebounds, and 3.0 assists per game as a high school junior ... Recorded a number of achievements including National Independent School Athletic Association (NISAA) Classic Player of the Game, Under Armour All-American team member, and The Mecca Girls High School Basketball Challenge MVP ... Led her high school to a No. 9 national

ranking by USA Today ... Participated in the Elite Basketball Academy (EBA) All-American Camp.

Academics: Majoring in Exploratory Studies.

Opponent	Date	gs	min	Total fg-fga	pct	3fg-fga	pct	Free throws ft-fa	pct	Rebounds off	def	tot	avg	pf	a	t/o	blk	stl	pts	avg
BALL ST.	11/16/19	13	4-8	.500	2-6	.333	0-0	.000	1	0	1	1.0	0	2	1	0	0	10	10.0	
CHATTANOOGA	11/19/19	7	0-1	.000	0-0	.000	0-0	.000	0	0	0	0.5	1	0	0	0	0	0	5.0	
vs IOWA	11/27/19	3	0-1	.000	0-1	.000	0-0	.000	1	1	2	1.0	0	1	0	0	0	0	3.3	
vs BUCKNELL	11/28/19	14	1-4	.250	1-4	.250	0-0	.000	0	1	1	1.0	1	0	0	0	0	3	3.3	
at VCU	12/05/19	12	1-4	.250	1-4	.250	0-0	.000	0	0	0	0.8	0	0	0	0	0	3	3.2	
MIAMI (OH)	12/08/19	12	3-4	.750	2-2	1.000	0-0	.000	0	0	0	0.7	0	0	1	2	1	8	4.0	
at Xavier	12/14/19	3	0-0	.000	0-0	.000	0-0	.000	0	0	0	0.6	0	0	0	0	0	0	3.4	
ALABAMA A&M	12/17/19	1	0-0	.000	0-0	.000	0-0	.000	0	0	0	0.5	0	0	0	0	0	0	3.0	
COPPIN ST.	12/30/19	7	0-2	.000	0-2	.000	0-0	.000	1	1	2	0.7	0	0	1	0	0	0	2.7	
at Memphis	01/08/20	7	0-3	.000	0-3	.000	0-0	.000	0	1	1	0.7	0	0	0	0	0	0	2.4	
at SMU	02/08/20	1	1-1	1.000	1-1	1.000	1-2	.500	0	0	0	0.6	0	0	0	0	0	0	2.5	
TULSA	02/12/20	7	0-3	.000	0-3	.000	0-0	.000	0	1	1	0.7	0	1	0	0	0	0	2.3	
at UCF	02/15/20	7	0-1	.000	0-1	.000	0-0	.000	0	1	1	0.7	0	0	0	0	0	0	2.2	
Totals		0	94	10-32	.313	7-27	.259	1-2	.500	3	6	9	0.7	2	4	3	2	1	28	2.2

Games played: 13
Minutes/game: 7.2
Points/game: 2.2
FG Pct: 31.3
3FG Pct: 25.9

Rebounds/game: 0.7
Assists/game: 0.3
Turnovers/game: 0.2
Assist/turnover ratio: 1.3
Steals/game: 0.1



CHELLIA WATSON

FRESHMAN | WINDER, GA. | WINDER-BARROW

2019-20 Season // Freshman: Scored six points vs. Ohio State (11/13) ... Added seven points vs. Ball State (11/16) ... Recorded seven points and seven rebounds vs. Chattanooga (11/19) ... Tallied 10 points at VCU (12/5) ... Totaled a game-high nine assists, five points, and four rebounds vs. Miami (OH) (12/8) ... Notched 13 points, six assists, and four rebounds at Xavier (12/14) ... Contributed 18 points, four rebounds, three assists, and three steals vs. Coppin State (12/30) ... Added seven points, five assists, two rebounds, and two steals vs. UCF (1/12).

2017-18 ... Georgia Athletic Coaches Association (GACA) Class 6A North First Team All-State ... Recognized as an Atlanta Journal Constitution 6A Second Team pick ... 8-6A All-Region selection ... Garnered Georgia High School Association (GHSA) Class 6A Preseason First Team All-State honors.

Academics: Majoring in Sport Administration.

Prior to UC: Ranked No. 231 nationally by All-Star Girls Report ... Athens Banner-Herald Co-Player of the Year in

35

Opponent	Date	gs	min	Total		3-Pointers		Free throws		Rebounds				pf	a	t/o	blk	stl	pts	avg
				fg-fga	pct	3fg-fga	pct	ft-fa	pct	off	def	tot	avg							
UTAH	11/05/19	9		1-3	.333	0-0	.000	0-0	.000	0	0	0	0.0	3	0	0	0	0	2	2.0
SAINT LOUIS	11/10/19	8		0-2	.000	0-2	.000	0-0	.000	1	0	1	0.5	0	2	1	0	0	0	1.0
OHIO ST.	11/13/19	18		2-8	.250	0-4	.000	2-2	1.000	0	1	1	0.7	5	0	1	0	0	6	2.7
BALL ST.	11/16/19	16		3-5	.600	1-2	.500	0-0	.000	0	0	0	0.5	1	1	2	0	1	7	3.8
CHATTANOOGA	11/19/19	15		2-7	.286	1-4	.250	2-2	1.000	3	4	7	1.8	1	1	1	0	0	7	4.4
vs IOWA	11/27/19	6		0-2	.000	0-2	.000	0-0	.000	0	1	1	1.7	0	0	1	0	0	0	3.7
vs BUCKNELL	11/28/19	4		1-1	1.000	0-0	.000	0-0	.000	0	0	0	1.4	3	0	0	0	2	2	3.4
at VCU	12/05/19	18		5-11	.455	0-3	.000	0-1	.000	1	1	2	1.5	1	0	3	0	1	10	4.3
MIAMI (OH)	12/08/19	17		2-7	.286	1-2	.500	0-0	.000	2	2	4	1.8	1	9	1	0	1	5	4.3
at Xavier	12/14/19	23		5-10	.500	1-2	.500	2-2	1.000	2	2	4	2.0	3	6	4	0	0	13	5.2
ALABAMA A&M	12/17/19	5		1-4	.250	0-1	.000	0-0	.000	0	0	0	1.8	4	0	1	0	1	2	4.9
PITTSBURGH	12/21/19 *	9		1-4	.250	1-2	.500	1-2	.500	0	2	2	1.8	1	1	2	0	0	4	4.8
COPPIN ST.	12/30/19	20		7-8	.875	2-2	1.000	2-2	1.000	1	3	4	2.0	0	3	1	1	3	18	5.8
at South Fla.	01/05/20	11		1-3	.333	0-0	.000	0-0	.000	0	1	1	1.9	1	0	0	0	0	2	5.6
UCF	01/12/20	23		3-7	.429	1-2	.500	0-2	.000	2	0	2	1.9	0	5	1	0	2	7	5.7
at Tulane	01/18/20	7		1-3	.333	0-0	.000	0-0	.000	0	0	0	1.8	0	0	1	0	0	2	5.4
HOUSTON	01/22/20	15		0-1	.000	0-1	.000	0-2	.000	0	5	5	2.0	3	1	2	0	2	0	5.1
TEMPLE	01/26/20	2		0-1	.000	0-0	.000	0-0	.000	0	1	1	1.9	0	0	0	0	0	0	4.8
at UConn	01/30/20	3		0-3	.000	0-1	.000	0-0	.000	0	0	0	1.8	1	0	0	0	0	0	4.6
SOUTH FLA.	02/02/20	5		0-1	.000	0-1	.000	0-0	.000	0	1	1	1.8	2	0	0	0	0	0	4.4
TULSA	02/12/20	6		0-1	.000	0-1	.000	0-0	.000	0	1	1	1.8	0	1	0	0	0	0	4.1
at UCF	02/15/20	10		2-5	.400	0-2	.000	0-0	.000	0	0	0	1.7	3	1	1	0	2	4	4.1
Totals		1	250	37-97	.381	8-34	.235	9-15	.600	12	25	37	1.7	33	31	23	1	15	91	4.1

Games played: 22
Minutes/game: 11.4
Points/game: 4.1
FG Pct: 38.1
3FG Pct: 23.5
FT Pct: 60.0

Rebounds/game: 1.7
Assists/game: 1.4
Turnovers/game: 1.0
Assist/turnover ratio: 1.3
Steals/game: 0.7
Blocks/game: 0.0

2019-20 Cincinnati Women's Basketball
Cincinnati Combined Team Statistics (as of Feb 14, 2020)
All games

RECORD:	OVERALL	HOME	AWAY	NEUTRAL
ALL GAMES	16-8	12-2	4-4	0-2
CONFERENCE	7-4	5-0	2-4	0-0
NON-CONFERENCE	9-4	7-2	2-0	0-2

##	Player	gp-gs	min	avg	Total		3-Point		F-Throw		Rebounds				pf	dq	a	to	blk	stl	pts	avg
					fg-fga	fg%	3fg-fga	3fg%	ft-fa	ft%	off	def	tot	avg								
23	Ilmar'i Thomas	24-23	791	33.0	181-305	.593	0-6	.000	97-119	.815	89	111	200	8.3	53	0	49	46	21	18	459	19.1
12	Antoinette Miller	20-20	663	33.2	111-299	.371	21-79	.266	61-94	.649	13	56	69	3.5	46	0	81	46	4	32	304	15.2
04	Angel Rizor	24-24	782	32.6	110-261	.421	1-2	.500	54-68	.794	67	97	164	6.8	51	0	68	57	19	41	275	11.5
11	Sam Rodgers	24-24	871	36.3	73-225	.324	41-124	.331	34-45	.756	3	96	99	4.1	63	2	74	46	8	32	221	9.2
30	Florence Sifa	13-13	249	19.2	37-80	.463	1-2	.500	8-12	.667	15	16	31	2.4	38	3	17	19	5	14	83	6.4
35	Chellia Watson	22-1	250	11.4	37-97	.381	8-34	.235	9-15	.600	12	25	37	1.7	33	1	31	23	1	15	91	4.1
14	Addaya Moore	24-12	516	21.5	38-114	.333	1-14	.071	7-12	.583	34	75	109	4.5	44	1	35	28	24	26	84	3.5
21	Jordan Tuff	13-0	94	7.2	10-32	.313	7-27	.259	1-2	.500	3	6	9	0.7	2	0	4	3	2	1	28	2.2
10	Jadyn Scott	16-0	139	8.7	11-32	.344	0-0	.000	4-5	.800	9	17	26	1.6	21	0	3	12	6	1	26	1.6
33	Sofia Gritzali	6-0	41	6.8	3-6	.500	1-1	1.000	2-4	.500	6	7	13	2.2	6	0	2	3	0	2	9	1.5
02	Aleah Nelson	21-0	225	10.7	11-25	.440	5-12	.417	2-2	1.000	9	18	27	1.3	19	0	23	6	0	5	29	1.4
50	Nesma Khalifa	21-2	118	5.6	12-28	.429	1-7	.143	0-1	.000	3	15	18	0.9	15	0	8	7	6	2	25	1.2
03	Jada Scott	12-1	83	6.9	5-18	.278	0-1	.000	4-6	.667	4	9	13	1.1	17	0	6	7	2	3	14	1.2
05	Jana Abdullah	1-0	3	3.0	0-0	.000	0-0	.000	0-0	.000	0	0	0	0.0	0	0	0	1	0	0	0	0.0
Team											52	36	88				8					
Total.....		24	4825		639-1522	.420	87-309	.282	283-385	.735	319	584	903	37.6	408	7	401	312	98	192	1648	68.7
Opponents.....		24	4825		550-1412	.390	126-410	.307	262-396	.662	309	602	911	38.0	374	-	322	413	109	144	1488	62.0

TEAM STATISTICS

	UC	OPP
SCORING	1648	1488
Points per game	68.7	62.0
Scoring margin	+6.7	-
FIELD GOALS-ATT	639-1522	550-1412
Field goal pct	.420	.390
3 POINT FG-ATT	87-309	126-410
3-point FG pct	.282	.307
3-pt FG made per game	3.6	5.3
FREE THROWS-ATT	283-385	262-396
Free throw pct	.735	.662
F-Throws made per game	11.8	10.9
REBOUNDS	903	911
Rebounds per game	37.6	38.0
Rebounding margin	-0.3	-
ASSISTS	401	322
Assists per game	16.7	13.4
TURNOVERS	312	413
Turnovers per game	13.0	17.2
Turnover margin	+4.2	-
Assist/turnover ratio	1.3	0.8
STEALS	192	144
Steals per game	8.0	6.0
BLOCKS	98	109
Blocks per game	4.1	4.5
ATTENDANCE	14991	21608
Home games-Avg/Game	14-1071	8-2676
Neutral site-Avg/Game	-	2-100

Date	Opponent		Score	Att.
11/05/19	UTAH	W	68-62	737
11/10/19	SAINT LOUIS	L	50-60	883
11/13/19	OHIO ST.	Lot	73-78	1219
11/16/19	BALL ST.	W	63-56	960
11/19/19	CHATTANOOGA	W	72-53	788
11.27.19	vs IOWA	L	61-69	100
N 11/28/19	vs BUCKNELL	L	48-56	100
12/05/19	at VCU	W	58-56	438
12/08/19	MIAMI (OH)	W	98-68	1057
12/14/19	at Xavier	W	85-78	5180
12/17/19	ALABAMA A&M	W	62-47	718
12/21/19	PITTSBURGH	W	69-53	886
12/30/19	COPPIN ST.	W	86-40	1084
* 01/05/20	at South Fla.	L	68-76	2204
* 01/08/20	at Memphis	W	73-66	411
* 01/12/20	UCF	W	81-64	1258
* 01/18/20	at Tulane	L	59-64	1003
* 01/22/20	HOUSTON	W	85-66	865
* 01/26/20	TEMPLE	W	86-81	1443
* 01/30/20	at UConn	L	50-80	8026
* 02/02/20	SOUTH FLA.	W	60-55	1141
* 02/08/20	at SMU	W	73-58	663
* 02/12/20	TULSA	W	78-53	1952
* 02/15/20	at UCF	L	42-49	3483

* - Conference game

Score by Periods	1st	2nd	3rd	4th	OT	Totals
Cincinnati	389	397	452	399	11	1648
Opponents	350	321	408	393	16	1488

2019-20 Cincinnati Women's Basketball
Cincinnati Combined Team Statistics (as of Feb 16, 2020)
Conference games only

RECORD:	OVERALL	HOME	AWAY	NEUTRAL
ALL GAMES	7-4	5-0	2-4	0-0
CONFERENCE	7-4	5-0	2-4	0-0
NON-CONFERENCE	0-0	0-0	0-0	0-0

##	Player	gp-gs	min	avg	Total		3-Point		F-Throw		Rebounds				pf	dq	a	to	blk	stl	pts	avg
					fg-fga	fg%	3fg-fga	3fg%	ft-fa	ft%	off	def	tot	avg								
23	Ilmar'i Thomas	11-11	378	34.4	82-132	.621	0-3	.000	46-56	.821	37	54	91	8.3	26	0	24	23	10	10	210	19.1
12	Antoinette Miller	11-11	371	33.7	68-171	.398	14-48	.292	35-51	.686	8	28	36	3.3	29	0	42	26	3	18	185	16.8
04	Angel Rizor	11-11	369	33.5	58-134	.433	0-1	.000	18-27	.667	31	45	76	6.9	23	0	35	34	10	14	134	12.2
11	Sam Rodgers	11-11	401	36.5	35-104	.337	24-65	.369	19-25	.760	1	42	43	3.9	36	2	37	21	3	12	113	10.3
30	Florence Sifa	6-6	116	19.3	12-31	.387	0-1	.000	6-8	.750	11	7	18	3.0	19	1	7	10	3	6	30	5.0
14	Addaya Moore	11-4	217	19.7	14-46	.304	1-4	.250	1-3	.333	14	27	41	3.7	17	0	10	11	12	13	30	2.7
35	Chellia Watson	9-0	82	9.1	7-25	.280	1-8	.125	0-4	.000	2	9	11	1.2	10	0	8	5	0	6	15	1.7
02	Aleah Nelson	10-0	111	11.1	5-13	.385	3-8	.375	2-2	1.000	5	7	12	1.2	10	0	10	4	0	2	15	1.5
21	Jordan Tuff	4-0	22	5.5	1-8	.125	1-8	.125	1-2	.500	0	3	3	0.8	0	0	1	0	0	0	4	1.0
10	Jadyn Scott	10-0	72	7.2	4-11	.364	0-0	.000	1-2	.500	6	9	15	1.5	8	0	0	7	2	0	9	0.9
50	Nesma Khalifa	8-0	30	3.8	3-9	.333	1-4	.250	0-0	.000	0	2	2	0.3	1	0	2	2	1	1	7	0.9
03	Jada Scott	6-1	29	4.8	1-5	.200	0-0	.000	1-2	.500	1	3	4	0.7	9	0	2	1	0	2	3	0.5
33	Sofia Gritzali	1-0	2	2.0	0-0	.000	0-0	.000	0-0	.000	1	0	1	1.0	0	0	0	0	0	0	0	0.0
Team											21	13	34				5					
Total.....		11	2200		290-689	.421	45-150	.300	130-182	.714	138	249	387	35.2	188	3	178	149	44	84	755	68.6
Opponents.....		11	2200		268-656	.409	46-154	.299	130-190	.684	150	281	431	39.2	164	-	148	195	47	69	712	64.7

TEAM STATISTICS	UC	OPP	Date	Opponent	Score	Att.
SCORING	755	712	* 01/05/20	at South Fla.	L 68-76	2204
Points per game	68.6	64.7	* 01/08/20	at Memphis	w 73-66	411
Scoring margin	+3.9	-	* 01/12/20	UCF	w 81-64	1258
FIELD GOALS-ATT	290-689	268-656	* 01/18/20	at Tulane	L 59-64	1003
Field goal pct	.421	.409	* 01/22/20	HOUSTON	w 85-66	865
3 POINT FG-ATT	45-150	46-154	* 01/26/20	TEMPLE	w 86-81	1443
3-point FG pct	.300	.299	* 01/30/20	at UConn	L 50-80	8026
3-pt FG made per game	4.1	4.2	* 02/02/20	SOUTH FLA.	w 60-55	1141
FREE THROWS-ATT	130-182	130-190	* 02/08/20	at SMU	w 73-58	663
Free throw pct	.714	.684	* 02/12/20	TULSA	w 78-53	1952
F-Throws made per game	11.8	11.8	* 02/15/20	at UCF	L 42-49	3483
REBOUNDS	387	431	* - Conference game			
Rebounds per game	35.2	39.2				
Rebounding margin	-4.0	-				
ASSISTS	178	148				
Assists per game	16.2	13.5				
TURNOVERS	149	195				
Turnovers per game	13.5	17.7				
Turnover margin	+4.2	-				
Assist/turnover ratio	1.2	0.8				
STEALS	84	69				
Steals per game	7.6	6.3				
BLOCKS	44	47				
Blocks per game	4.0	4.3				
ATTENDANCE	6659	15790				
Home games-Avg/Game	5-1332	6-2632				
Neutral site-Avg/Game	-	0-0				

Score by Periods	1st	2nd	3rd	4th	Totals
Cincinnati	167	190	212	186	755
Opponents	184	138	202	188	712

RECORD:	OVERALL	HOME	AWAY	NEUTRAL
ALL GAMES	16-8	12-2	4-4	0-2
CONFERENCE	7-4	5-0	2-4	0-0
NON-CONFERENCE	9-4	7-2	2-0	0-2

Date	Opponent		Score		Att.	High Points	High Rebounds
11/05/19	UTAH	W	68-62		737	(21)Antoinette Miller	(10)Angel Rizor
11/10/19	SAINT LOUIS		50-60	L	883	(21)Antoinette Miller	(12)IImar'I Thomas
11/13/19	OHIO ST.		73-78	Lot	1219	(25)IImar'I Thomas	(12)IImar'I Thomas
							(12)Angel Rizor
11/16/19	BALL ST.	W	63-56		960	(14)Antoinette Miller	(10)Antoinette Miller
11/19/19	CHATTANOOGA	W	72-53		788	(29)IImar'I Thomas	(7)Chellia Watson
							(7)Addaya Moore
							(7)IImar'I Thomas
11.27.19	vs IOWA		61-69	L	100	(20)IImar'I Thomas	(13)IImar'I Thomas
11/28/19	Nvs BUCKNELL		48-56	L	100	(14)Angel Rizor	(7)IImar'I Thomas
12/05/19	at VCU	W	58-56		438	(16)IImar'I Thomas	(6)Angel Rizor
							(6)IImar'I Thomas
12/08/19	MIAMI (OH)	W	98-68		1057	(24)IImar'I Thomas	(9)Addaya Moore
12/14/19	at Xavier	W	85-78		5180	(25)IImar'I Thomas	(8)IImar'I Thomas
							(8)Sam Rodgers
12/17/19	ALABAMA A&M	W	62-47		718	(18)Florence Sifa	(8)IImar'I Thomas
							(8)Angel Rizor
12/21/19	PITTSBURGH	W	69-53		886	(17)IImar'I Thomas	(8)Angel Rizor
12/30/19	COPPIN ST.	W	86-40		1084	(21)IImar'I Thomas	(8)Addaya Moore
01/05/20	*at South Fla.		68-76	L	2204	(23)IImar'I Thomas	(7)IImar'I Thomas
01/08/20	*at Memphis	W	73-66		411	(27)Antoinette Miller	(14)IImar'I Thomas
01/12/20	*UCF	W	81-64		1258	(32)IImar'I Thomas	(8)IImar'I Thomas
01/18/20	*at Tulane		59-64	L	1003	(20)Antoinette Miller	(11)IImar'I Thomas
01/22/20	*HOUSTON	W	85-66		865	(35)IImar'I Thomas	(10)IImar'I Thomas
01/26/20	*TEMPLE	W	86-81		1443	(21)Antoinette Miller	(10)Sam Rodgers
01/30/20	*at UConn		50-80	L	8026	(19)Antoinette Miller	(8)Antoinette Miller
02/02/20	*SOUTH FLA.	W	60-55		1141	(16)Angel Rizor	(7)IImar'I Thomas
02/08/20	*at SMU	W	73-58		663	(19)IImar'I Thomas	(13)Angel Rizor
02/12/20	*TULSA	W	78-53		1952	(21)IImar'I Thomas	(13)Angel Rizor
02/15/20	*at UCF		42-49	L	3483	(12)Angel Rizor	(7)IImar'I Thomas

* - Conference game

Attendance Summary	Games	Attend	Avg/Game
Home	14	14991	1071
Away	8	21408	2676
Neutral	2	200	100
Total	24	36599	1525

Opponent	1st	2nd	Score	Mar	Total FG	FG Pct	3-Pointers	3FG Pct	Free Throws	FT Pct	Rebounds	Assist	T/Over	Block	Steal	Fouls	
UTAH	25/25	43/37	68-62	+6	25-61/21-56	.410/.375	3-12/7-24	.250/.292	15-24/13-18	.625/.722	35/35	-	15/18	12/20	1/2	9/6	20/24
SAINT LOUIS	27/34	23/26	50-60	(10)	20-69/19-53	.290/.358	0-13/6-19	.000/.316	10-14/16-20	.714/.800	35/48	(13)	13/10	5/14	6/7	4/0	19/15
OHIO ST.	29/35	33/27	73-78	(5)	25-76/29-60	.329/.483	2-17/8-20	.118/.400	21-25/12-18	.840/.667	46/38	+8	15/20	16/21	1/9	11/9	19/19
BALL ST.	24/21	39/35	63-56	+7	26-61/21-56	.426/.375	4-15/6-18	.267/.333	7-9/8-19	.778/.421	35/39	(4)	18/8	12/18	3/6	7/6	15/12
CHATTANOOGA	37/26	35/27	72-53	+19	27-57/18-45	.474/.400	4-9/4-16	.444/.250	14-22/13-16	.636/.813	36/24	+12	17/10	11/17	3/3	6/2	17/20
IOWA	23/25	38/44	61-69	(8)	25-71/28-61	.352/.459	5-25/9-27	.200/.333	6-8/4-8	.750/.500	46/36	+10	11/21	10/11	3/2	4/6	15/13
BUCKNELL	29/30	19/26	48-56	(8)	21-59/18-51	.356/.353	1-14/8-22	.071/.364	5-10/12-14	.500/.857	37/39	(2)	8/9	6/10	6/4	5/3	16/11
VCU	24/24	34/32	58-56	+2	21-47/20-50	.447/.400	2-9/4-12	.222/.333	14-17/12-20	.824/.600	27/35	(8)	4/14	17/19	2/2	11/9	22/15
MIAMI (OH)	42/31	56/37	98-68	+30	41-72/26-76	.569/.342	5-9/7-24	.556/.292	11-14/9-15	.786/.600	47/38	+9	31/15	18/18	8/5	11/11	19/16
Xavier	44/37	41/41	85-78	+7	33-62/31-72	.532/.431	3-6/10-27	.500/.370	16-18/6-10	.889/.600	38/34	+4	27/22	16/16	7/7	8/7	13/14
ALABAMA A&M	40/21	22/26	62-47	+15	22-64/17-61	.344/.279	4-6/11-10	.667/.100	14-18/12-19	.778/.632	47/46	+1	16/11	13/15	6/2	8/4	20/22
PITTSBURGH	33/24	36/29	69-53	+16	29-63/20-59	.460/.339	4-11/4-16	.364/.250	7-9/9-21	.778/.429	40/36	+4	23/10	16/17	3/9	12/9	15/14
COPPIN ST.	52/16	34/24	86-40	+46	34-71/14-56	.479/.250	5-13/6-21	.385/.286	13-15/6-8	.867/.750	47/32	+15	25/6	11/22	5/4	12/3	10/15
South Fla.	34/41	34/35	68-76	(8)	27-56/26-62	.482/.419	3-6/8-23	.500/.348	11-16/16-21	.688/.762	27/40	(13)	13/17	16/13	3/3	2/8	21/16
Memphis	32/31	41/35	73-66	+7	25-63/28-58	.397/.483	4-20/1-10	.200/.100	19-25/9-20	.760/.450	39/38	+1	13/14	13/23	1/1	11/4	19/19
UCF	43/30	38/34	81-64	+17	32-60/25-47	.533/.532	7-12/2-4	.583/.500	10-14/12-16	.714/.750	26/24	+2	25/14	13/20	4/2	8/9	17/14
Tulane	17/24	42/40	59-64	(5)	21-67/26-59	.313/.441	4-19/5-14	.211/.357	13-19/7-18	.684/.389	38/46	(8)	12/15	9/18	2/10	6/5	18/15
HOUSTON	47/31	38/35	85-66	+19	34-62/28-77	.548/.364	4-7/4-18	.571/.222	13-18/6-8	.722/.750	45/33	+12	23/13	14/9	6/5	3/6	10/11
TEMPLE	36/27	50/54	86-81	+5	30-58/29-74	.517/.392	6-14/6-23	.429/.261	20-28/17-24	.714/.708	38/43	(5)	24/13	9/6	4/1	3/5	18/22
UConn	31/35	19/45	50-80	(30)	20-62/29-61	.323/.475	3-11/10-24	.273/.417	7-9/12-15	.778/.800	28/47	(19)	10/18	13/16	2/7	8/3	17/10
SOUTH FLA.	23/32	37/23	60-55	+5	25-71/17-46	.352/.370	0-9/5-17	.000/.294	10-16/16-23	.625/.696	30/44	(14)	13/10	13/30	3/5	15/5	18/16
SMU	32/31	41/27	73-58	+15	27-63/23-63	.429/.365	6-12/2-9	.500/.222	13-18/10-12	.722/.833	38/40	(2)	18/16	15/21	8/9	12/7	17/16
TULSA	42/25	36/28	78-53	+25	31-70/23-61	.443/.377	6-21/2-8	.286/.250	10-15/5-8	.667/.625	47/33	+14	18/14	12/16	7/2	7/6	10/13
UCF	20/15	22/34	42-49	(7)	18-57/14-48	.316/.292	2-19/1-4	.105/.250	4-4/20-25	1000/.800	31/43	(12)	9/4	22/23	4/2	9/11	23/12

Note: Game totals are displayed in the format TEAM/OPPONENT for each category

Opponent	Date	Score		Total		3-Pointers		Free throws		Rebounds				pf	a	t/o	blk	stl	pts	avg
				fg-fga	pct	3fg-fga	pct	ft-fga	pct	off	def	tot	avg							
UTAH	11/05/19	68-62	W	25-61	.410	3-12	.250	15-24	.625	12	23	35	35.0	20	15	12	1	9	68	68.0
SAINT LOUIS	11/10/19	50-60	L	20-69	.290	0-13	.000	10-14	.714	15	20	35	35.0	19	13	5	6	4	50	59.0
OHIO ST.	11/13/19	73-78	Lot	25-76	.329	2-17	.118	21-25	.840	22	24	46	38.7	19	15	16	1	11	73	63.7
BALL ST.	11/16/19	63-56	W	26-61	.426	4-15	.267	7-9	.778	9	26	35	37.8	15	18	12	3	7	63	63.5
CHATTANOOGA	11/19/19	72-53	W	27-57	.474	4-9	.444	14-22	.636	13	23	36	37.4	17	17	11	3	6	72	65.2
vs IOWA	11.27.19	61-69	L	25-71	.352	5-25	.200	6-8	.750	18	28	46	38.8	15	11	10	3	4	61	64.5
vs BUCKNELL	11/28/19	48-56	L	21-59	.356	1-14	.071	5-10	.500	9	28	37	38.6	16	8	6	6	5	48	62.1
at VCU	12/05/19	58-56	W	21-47	.447	2-9	.222	14-17	.824	7	20	27	37.1	22	4	17	2	11	58	61.6
MIAMI (OH)	12/08/19	98-68	W	41-72	.569	5-9	.556	11-14	.786	16	31	47	38.2	19	31	18	8	11	98	65.7
at Xavier	12/14/19	85-78	W	33-62	.532	3-6	.500	16-18	.889	11	27	38	38.2	13	27	16	7	8	85	67.6
ALABAMA A&M	12/17/19	62-47	W	22-64	.344	4-6	.667	14-18	.778	17	30	47	39.0	20	16	13	6	8	62	67.1
PITTSBURGH	12/21/19	69-53	W	29-63	.460	4-11	.364	7-9	.778	12	28	40	39.1	15	23	16	3	12	69	67.2
COPPIN ST.	12/30/19	86-40	W	34-71	.479	5-13	.385	13-15	.867	20	27	47	39.7	10	25	11	5	12	86	68.7
at South Fla.	01/05/20	68-76	L	27-56	.482	3-6	.500	11-16	.688	8	19	27	38.8	21	13	16	3	2	68	68.6
at Memphis	01/08/20	73-66	W	25-63	.397	4-20	.200	19-25	.760	13	26	39	38.8	19	13	13	1	11	73	68.9
UCF	01/12/20	81-64	W	32-60	.533	7-12	.583	10-14	.714	12	14	26	38.0	17	25	13	4	8	81	69.7
at Tulane	01/18/20	59-64	L	21-67	.313	4-19	.211	13-19	.684	16	22	38	38.0	18	12	9	2	6	59	69.1
HOUSTON	01/22/20	85-66	W	34-62	.548	4-7	.571	13-18	.722	12	33	45	38.4	10	23	14	6	3	85	69.9
TEMPLE	01/26/20	86-81	W	30-58	.517	6-14	.429	20-28	.714	9	29	38	38.4	18	24	9	4	3	86	70.8
at UConn	01/30/20	50-80	L	20-62	.323	3-11	.273	7-9	.778	8	20	28	37.8	17	10	13	2	8	50	69.8
SOUTH FLA.	02/02/20	60-55	W	25-71	.352	0-9	.000	10-16	.625	13	17	30	37.5	18	13	13	3	15	60	69.3
at SMU	02/08/20	73-58	W	27-63	.429	6-12	.500	13-18	.722	16	22	38	37.5	17	18	15	8	12	73	69.5
TULSA	02/12/20	78-53	W	31-70	.443	6-21	.286	10-15	.667	18	29	47	37.9	10	18	12	7	7	78	69.8
at UCF	02/15/20	42-49	L	18-57	.316	2-19	.105	4-4	1.000	13	18	31	37.6	23	9	22	4	9	42	68.7
Cincinnati		1648		639-1522	.420	87-309	.282	283-385	.735	319	584	903	37.6	408	401	312	98	192	1648	68.7
Opponents		1488		550-1412	.390	126-410	.307	262-396	.662	309	602	911	38.0	374	322	413	109	144	1488	62.0

Games played: 24
Points/game: 68.7
FG Pct: 42.0
3FG Pct: 28.2
FT Pct: 73.5

Rebounds/game: 37.6
Assists/game: 16.7
Turnovers/game: 13.0
Assist/turnover ratio: 1.3
Steals/game: 8.0
Blocks/game: 4.1

Opponent	Date	Score		02	03	04	05	10	11	12
				NELSON,ALE	SCOTT,JADA	RIZOR,ANGE	ABDULLAH,J	SCOTT,JADY	RODGERS,SA	MILLER,ANT
UTAH	11/05/19	68-62	W	DNP	DNP	10-10-4	DNP	0-0-0	6-6-3	21-3-4
SAINT LOUIS	11/10/19	50-60	L	2-0-0	DNP	2-7-2	DNP	DNP	3-5-2	21-3-4
OHIO ST.	11/13/19	73-78	L	0-0-0	DNP	10-12-4	DNP	DNP	4-2-3	20-5-4
BALL ST.	11/16/19	63-56	W	DNP	DNP	8-4-5	DNP	DNP	5-3-0	14-10-5
CHATTANOOGA	11/19/19	72-53	W	0-0-0	DNP	5-5-2	DNP	DNP	12-2-3	14-3-4
vs IOWA	11.27.19	61-69	L	2-0-0	DNP	7-12-1	DNP	DNP	14-5-3	10-2-5
vs BUCKNELL	11/28/19	48-56	L	2-4-2	DNP	14-3-1	DNP	DNP	2-4-2	7-4-1
at VCU	12/05/19	58-56	W	0-1-0	0-1-0	13-6-3	DNP	DNP	6-4-0	DNP
MIAMI (OH)	12/08/19	98-68	W	2-2-2	2-2-1	18-7-2	DNP	4-1-0	8-6-5	DNP
at Xavier	12/14/19	85-78	W	0-1-2	0-1-0	20-2-2	DNP	6-2-1	11-8-6	DNP
ALABAMA A&M	12/17/19	62-47	W	0-2-3	1-3-1	6-8-1	DNP	2-6-2	16-3-2	DNP
PITTSBURGH	12/21/19	69-53	W	3-2-2	8-1-2	8-8-5	DNP	2-0-0	15-4-4	6-1-4
COPPIN ST.	12/30/19	86-40	W	3-3-2	0-1-0	20-4-1	0-0-0	3-2-0	6-4-4	6-2-8
at South Fla.	01/05/20	68-76	L	0-0-1	0-0-1	12-5-1	DNP	0-1-0	10-3-3	19-4-6
at Memphis	01/08/20	73-66	W	4-2-1	2-1-1	6-6-0	DNP	0-1-0	7-4-4	27-1-2
UCF	01/12/20	81-64	W	0-1-1	0-1-0	10-3-6	DNP	0-0-0	10-3-6	16-1-3
at Tulane	01/18/20	59-64	L	0-1-0	0-0-0	14-7-3	DNP	0-1-0	8-5-3	20-4-3
HOUSTON	01/22/20	85-66	W	0-1-0	0-1-0	13-4-7	DNP	0-1-0	12-5-2	18-7-8
TEMPLE	01/26/20	86-81	W	6-3-3	DNP	19-7-7	DNP	0-0-0	13-10-6	21-3-4
at UConn	01/30/20	50-80	L	0-0-0	DNP	8-7-2	DNP	DNP	3-3-3	19-8-0
SOUTH FLA.	02/02/20	60-55	W	DNP	DNP	16-6-1	DNP	0-1-0	10-2-3	14-3-5
at SMU	02/08/20	73-58	W	0-1-3	DNP	9-13-5	DNP	3-4-0	15-3-2	12-2-5
TULSA	02/12/20	78-53	W	5-3-1	1-1-0	15-13-2	DNP	4-4-0	15-3-4	15-0-4
at UCF	02/15/20	42-49	L	0-0-0	DNP	12-5-1	DNP	2-2-0	10-2-1	4-3-2

Opponent	Date	Score		14	21	23	30	33	35	50
				MOORE,ADDA	TUFF,JORDA	THOMAS,IIM	SIFA,FLORE	GRITZALI,S	WATSON,CHE	KHALIFA,NE
UTAH	11/05/19	68-62	W	4-5-2	DNP	19-8-1	6-2-1	DNP	2-0-0	0-0-0
SAINT LOUIS	11/10/19	50-60	L	4-5-1	DNP	16-12-1	2-0-0	DNP	0-1-2	0-1-1
OHIO ST.	11/13/19	73-78	L	8-8-1	DNP	25-12-3	DNP	DNP	6-1-0	0-0-0
BALL ST.	11/16/19	63-56	W	0-4-4	10-1-2	13-9-1	DNP	4-1-0	7-0-1	2-2-0
CHATTANOOGA	11/19/19	72-53	W	5-7-4	0-0-0	29-7-3	DNP	DNP	7-7-1	0-0-0
vs IOWA	11.27.19	61-69	L	0-3-0	0-2-1	20-13-1	8-2-0	DNP	0-1-0	0-0-0
vs BUCKNELL	11/28/19	48-56	L	6-3-0	3-1-0	8-7-0	2-2-1	DNP	2-0-0	2-6-1
at VCU	12/05/19	58-56	W	3-3-0	3-0-0	16-6-0	7-2-1	DNP	10-2-0	0-0-0
MIAMI (OH)	12/08/19	98-68	W	8-9-4	8-0-0	24-8-4	10-3-4	3-1-0	5-4-9	6-3-0
at Xavier	12/14/19	85-78	W	6-5-2	0-0-0	25-8-6	DNP	DNP	13-4-6	4-0-2
ALABAMA A&M	12/17/19	62-47	W	0-2-1	0-0-0	16-8-2	18-2-3	1-5-1	2-0-0	0-0-0
PITTSBURGH	12/21/19	69-53	W	6-6-2	DNP	17-5-2	DNP	0-2-0	4-2-1	0-1-1
COPPIN ST.	12/30/19	86-40	W	4-8-4	0-2-0	21-6-1	DNP	1-3-1	18-4-3	4-3-1
at South Fla.	01/05/20	68-76	L	2-3-0	DNP	23-7-0	DNP	DNP	2-1-0	0-0-1
at Memphis	01/08/20	73-66	W	4-6-2	0-1-0	23-14-3	DNP	DNP	DNP	0-0-0
UCF	01/12/20	81-64	W	6-5-0	DNP	32-8-4	DNP	DNP	7-2-5	0-0-0
at Tulane	01/18/20	59-64	L	3-3-0	DNP	12-11-3	DNP	DNP	2-0-0	DNP
HOUSTON	01/22/20	85-66	W	2-6-3	DNP	35-10-2	DNP	DNP	0-5-1	5-0-0
TEMPLE	01/26/20	86-81	W	0-2-0	DNP	19-7-3	8-3-1	DNP	0-1-0	0-1-0
at UConn	01/30/20	50-80	L	0-2-0	DNP	12-2-3	8-3-2	DNP	0-0-0	DNP
SOUTH FLA.	02/02/20	60-55	W	6-4-1	DNP	8-7-2	6-4-1	DNP	0-1-0	0-0-0
at SMU	02/08/20	73-58	W	3-2-2	4-0-0	19-7-0	6-5-1	DNP	DNP	2-0-0
TULSA	02/12/20	78-53	W	0-5-1	0-1-1	21-11-2	2-0-1	0-1-0	0-1-1	0-1-1
at UCF	02/15/20	42-49	L	4-3-1	0-1-0	6-7-2	0-3-1	DNP	4-0-1	DNP

GAME

1

CINCINNATI 68 • UTAH 62
NOV. 5, 2019 • FIFTH THIRD ARENA • CINCINNATI

Official Basketball Box Score -- Game Totals -- Final Statistics

Utah vs Cincinnati

11/05/19 7:00 pm at Cincinnati, OH

Utah 62 • 0-1,0-0 Pac-12

#	Player	Total		3-Ptr		Rebounds			PF	TP	A TO Blk Stl				Min
		FG-FGA	FT-FTA	FG-FGA	FT-FTA	Off	Def	Tot			A	TO	Blk	Stl	
03	Andrea Torres	f	0-2	0-2	2-2	1	1	2	3	2	2	1	0	0	21
12	Lola Pendande	f	0-8	0-0	0-0	0	0	0	3	12	1	0	0	1	21
00	Kiana Moore	g	3-6	1-3	0-2	0	4	4	3	7	1	4	0	0	20
10	Drui Gylten	g	0-6	0-2	3-4	1	4	5	5	3	6	3	1	0	30
14	Brynna Maxwell	g	4-11	3-9	0-0	1	2	3	3	11	2	3	1	0	25
14	Niyah Becker	g	4-10	1-3	4-6	2	0	2	0	13	1	0	0	3	21
15	Kemery Martā-n	g	1-5	0-3	0-0	0	0	0	2	2	1	1	0	0	12
21	Maurane Corbin	g	1-2	0-0	2-2	2	4	6	2	4	0	3	0	0	13
25	Julie Brosseau	g	0-1	0-0	0-0	0	1	1	3	0	1	2	0	2	12
01	Aubri Noti	g	0-0	0-0	0-0	1	1	2	1	0	0	1	0	0	6
35	Ola Makurat	g	2-5	2-2	2-2	2	3	5	1	8	2	2	0	0	19
Team						2	3	5							
Totals			21-56	7-24	13-18	12	23	35	24	62	18	20	2	6	200
1st - FG %:		5-11	45.5%	2nd: 4-14	28.6%	3rd: 4-12	33.3%	4th: 8-19	42.1%	Game: 21-56	37.5%	Deadball		Rebounds	
3FG %:		2-5	40.0%	1-5	20.0%	1-6	16.7%	3-8	37.5%	7-24	29.2%	6-19		31.6%	
FT %:		2-2	100.0%	2-4	50.0%	8-10	80.0%	1-2	50.0%	13-18	72.2%	4			

Cincinnati 68 • 1-0,0-0 AAC

#	Player	Total		3-Ptr		Rebounds			PF	TP	A TO Blk Stl				Min
		FG-FGA	FT-FTA	FG-FGA	FT-FTA	Off	Def	Tot			A	TO	Blk	Stl	
04	Angel Rizor	f	4-7	0-0	2-4	4	6	10	2	10	4	2	0	4	34
50	Nesma Khalifa	c	0-0	0-0	0-0	0	0	0	1	0	0	1	0	0	5
11	Sam Rodgers	g	2-9	1-4	1-2	0	6	6	2	6	3	2	0	1	37
12	Antoinette Miller	g	7-18	2-6	5-10	1	2	3	1	21	4	3	0	3	36
30	Florence Sifa	g	3-5	0-0	0-0	1	1	2	5	6	1	1	0	1	17
10	Jadyn Scott	g	0-2	0-0	0-0	0	0	0	4	0	0	1	0	0	7
14	Addaya Moore	g	1-4	0-2	2-2	2	3	5	2	4	2	2	0	0	22
23	Iimar'I Thomas	g	7-13	0-0	5-6	3	5	8	0	19	1	0	1	0	33
35	Chellia Watson	g	1-3	0-0	0-0	0	0	0	3	2	0	0	0	0	9
Team						1	0	1							
Totals			25-61	3-12	15-24	12	23	35	20	68	15	12	1	9	200
1st - FG %:		8-15	53.3%	2nd: 3-18	16.7%	3rd: 11-17	64.7%	4th: 3-11	27.3%	Game: 25-61	41.0%	Deadball		Rebounds	
3FG %:		1-3	33.3%	0-3	0.0%	2-4	50.0%	0-2	0.0%	3-12	25.0%	0-13		0.0%	
FT %:		1-2	50.0%	1-2	50.0%	1-2	50.0%	12-18	66.7%	15-24	62.5%	10,1			

Officials: Josh Hall,Kathleen Lynch,Bryan Brunette

Technical fouls: Utah-None. Cincinnati-None.

Attendance: 737

2019-20 Women's Basketball. Round: 0. Cincinnati vs Utah. Played at Fifth Thir

Score by periods	1st	2nd	3rd	4th	Total
Utah	14	11	17	20	62
Cincinnati	18	7	25	18	68

Last FG - UTAH 4th-00:04, UC 4th-01:15.

Largest lead - UTAH by 2 1st-03:39, UC by 11 3rd-00:42.

UTAH led for 03:15. UC led for 30:43. Game was tied for 06:02.

Score tied - 7 times.
Lead changed - 8 times.

GAME

3

OHIO STATE 78 • CINCINNATI 73 (OT)
NOV. 13, 2019 • FIFTH THIRD ARENA • CINCINNATI

Official Basketball Box Score -- Game Totals -- Final Statistics

Ohio St. vs Cincinnati

11/13/19 7:00 pm at Cincinnati, OH

Ohio St. 78 • 2-0,0-0 Big Ten

#	Player	Total		3-Ptr		Rebounds			PF	TP	A TO Blk Stl				Min
		FG-FGA	FT-FTA	FG-FGA	FT-FTA	Off	Def	Tot			A	TO	Blk	Stl	
11	Aixa Wone Aranzaz	f	1-2	0-1	0-0	0	1	1	1	2	1	2	0	0	14
14	Dorka Juhasz	f	0-9	1-1	1-3	3	6	9	0	12	0	3	1	1	32
03	Janae Crooms	g	2-7	0-2	6-8	1	3	4	3	10	12	4	3	3	37
10	Braxtin Miller	g	7-11	3-4	1-1	1	4	5	2	18	3	2	0	4	36
24	Kierstan Bell	g	3-9	1-5	0-0	0	2	2	1	7	1	3	1	0	21
00	Madison Greene	g	4-6	2-3	3-4	0	1	1	2	13	1	1	0	1	21
04	Jacy Sheldon	g	3-7	1-3	0-0	0	2	2	1	7	0	1	0	0	22
05	Kaelynn Satterfield	g	0-0	0-0	0-0	1	1	2	3	0	0	3	0	0	11
23	Rebeka Mikulasikova	g	0-2	0-0	0-0	0	2	2	1	0	1	1	1	0	8
32	Aaliyah Patty	g	4-7	0-1	1-2	0	5	5	5	9	1	1	3	0	23
Team						2	3	5							
Totals			29-60	8-20	12-18	8	30	38	19	78	20	21	9	9	225
1st - FG %:		7-15	46.7%	2nd: 7-15	46.7%	3rd: 7-13	53.8%	4th: 3-11	27.3%	Game: 29-60	48.3%	Deadball		Rebounds	
3FG %:		3-5	60.0%	1-3	33.3%	2-7	28.6%	1-4	25.0%	8-20	40.0%	6-18		33.3%	
FT %:		1-1	100.0%	2-2	100.0%	1-2	50.0%	3-6	50.0%	12-18	66.7%	4			

Cincinnati 73 • 1-2,0-0 AAC

#	Player	Total		3-Ptr		Rebounds			PF	TP	A TO Blk Stl				Min
		FG-FGA	FT-FTA	FG-FGA	FT-FTA	Off	Def	Tot			A	TO	Blk	Stl	
04	Angel Rizor	f	5-11	0-0	0-0	6	6	12	2	10	4	3	0	2	42
23	Iimar'I Thomas	f	7-19	0-1	11-13	8	4	12	2	25	3	4	0	2	39
11	Sam Rodgers	g	1-10	1-7	1-2	0	2	2	3	4	3	1	1	3	45
12	Antoinette Miller	g	6-19	1-4	7-7	1	4	5	3	20	4	6	0	2	43
14	Addaya Moore	g	4-8	0-0	0-1	2	6	8	4	8	1	1	0	2	33
02	Aleah Nelson	g	0-0	0-0	0-0	0	0	0	0	0	0	0	0	0	3
35	Chellia Watson	g	2-8	0-4	2-2	0	1	1	5	6	0	1	0	0	18
50	Nesma Khalifa	g	0-1	0-1	0-0	0	0	0	0	0	0	0	0	0	2
Team						5	1	6							
Totals			25-76	2-17	21-25	22	24	46	19	73	15	16	1	11	225
1st - FG %:		5-16	31.3%	2nd: 5-17	29.4%	3rd: 7-14	50.0%	4th: 4-21	19.0%	Game: 25-76	32.9%	Deadball		Rebounds	
3FG %:		0-4	0.0%	1-3	33.3%	0-1	0.0%	0-4	0.0%	2-17	11.8%	6-18		33.3%	
FT %:		6-8	75.0%	2-2	100.0%	8-9	88.9%	3-3	100.0%	21-25	84.0%	3,1			

Officials: Mark Resch,Maj Forsberg,Joseph Vaszily

Technical fouls: Ohio St.-None. Cincinnati-None.

Attendance: 1219

2019-20 Women's Basketball. Round: 0. Cincinnati vs Ohio St.. Played at Fifth

Score by periods	1st	2nd	3rd	4th	OT	Total
Ohio St.	18	17	17	10	16	78
Cincinnati	16	13	22	11	11	73

Last FG - OSU OT-00:41, UC OT-00:30.

Largest lead - OSU by 10 3rd-08:58, UC by 6 2nd-05:14.

OSU led for 31:24. UC led for 07:16. Game was tied for 06:20.

Score tied - 9 times.
Lead changed - 13 times.

GAME

2

ST. LOUIS 60 • CINCINNATI 50
NOV. 10, 2019 • FIFTH THIRD ARENA • CINCINNATI

Official Basketball Box Score -- Game Totals -- Final Statistics

Saint Louis vs Cincinnati

11/10/19 2:00 pm at Cincinnati, OH

Saint Louis 60 • 2-0,0-0 Atlantic

#	Player		Total		3-Ptr		Rebounds			PF	TP	A TO Blk Stl				Min
			FG-Tot	FG-FGA	FT-Tot	FT-FTA	Off	Def	Tot			A	TO	Blk	Stl	
22	Rachel Kent	f	2-6	2-5	4-4	0	3	3	4	10	2	2	1	0	30	
34	Kendra Wilken	f	4-8	0-0	1-2	4	5	9	1	9	0	1	3	0	28	
35	Myriama Smith Traore	f	2-7	1-3	2-2	6	12	18	4	7	2	0	1	0	33	
02	Ciaja Harbison	g	6-17	0-3	2-2	0	1	1	1	14	3	3	0	0	36	
32	Myia Clark	g	3-6	2-4	7-8	1	0	1	3	15	0	0	0	0	18	
01	Chloe Rice		1-2	1-2	0-0	0	0	0	0	3	0	0	0	0	5	
11	Julia Martinez		0-5	0-2	0-0	0	1	1	2	0	3	4	0	0	24	
30	Lauryn Hughes		1-1	0-0	0-0	0	0	0	0	2	0	2	0	0	7	
42	Brooke Flowers		0-1	0-0	0-2	1	10	11	0	0	0	1	2	0	19	
Team						2	2	4				1				
Totals			19-53	6-19	16-20	14	34	48	15	60	10	14	7	0	200	
1st - FG %: 5-11 45.5% 2nd: 8-17 47.1% 3rd: 3-14 21.4% 4th: 3-17 27.3% Game: 19-53 35.8% Deadball																
3FG %: 2-3 66.7% 1-4 25.0% 1-5 20.0% 2-7 28.6% 6-19 31.6% Rebounds																
FT %: 1-2 50.0% 4-4 100.0% 0-2 0.0% 11-12 91.7% 16-20 80.0% 4																
Cincinnati 50 • 1-1 0-0 AAC																

GAME
5CINCINNATI 72 • CHATTANOOGA 53
NOV. 19, 2019 • FIFTH THIRD ARENA • CINCINNATIOfficial Basketball Box Score -- Game Totals -- Final Statistics
Chattanooga vs Cincinnati
11/19/19 7:00 pm at Cincinnati, OH

Chattanooga 53 • 1-4,0-0 SoCon

#	Player		Total		3-Ptr		Rebounds			PF	TP	A	TO	Blk	Stl	Min
			FG-GA	FG-FGA	FT-FTA	Off	Def	Tot								
03	Eboni Williams	f	3-7	0-0	0-0	0	5	5	3	6	0	3	0	1	1	18
25	Abbey Cornelius	f	1-3	0-2	1-2	1	3	4	2	3	1	2	1	0	1	31
12	Bria Dial	g	1-3	0-2	0-0	0	1	1	3	2	0	5	0	0	0	28
13	Nakeia Burks	g	3-9	0-1	3-4	2	1	3	3	9	5	2	0	1	1	38
33	Lakelyn Bouldin	g	5-10	3-6	4-4	0	3	3	2	17	3	2	0	0	0	39
02	Pare Pene		0-2	0-2	0-0	0	1	1	1	0	0	0	0	0	0	6
10	Dena Jarrells		2-5	1-3	2-2	0	2	2	2	7	1	3	0	0	0	24
32	Ruona Uwusiaba		1-1	0-0	2-2	0	0	0	1	4	0	0	1	0	1	3
34	Kallie Searcy		2-5	0-0	1-2	1	2	3	3	5	0	0	1	0	1	13
Team						0	2	2								
Totals				18-45	4-16	13-16	4	20	24	20	53	10	17	3	2	200
1st - FG %:			4-13	30.8%	2nd: 6-13	46.2%	3rd: 4-7	57.1%	4th: 4-12	33.3%	Game: 18-45	40.0%	Deadball			
3FG %:			1-4	25.0%	2-5	40.0%	1-2	50.0%	0-5	0.0%	4-16	25.0%	Rebounds			
FT %:			1-2	50.0%	2-2	100.0%	8-10	80.0%	2-2	100.0%	13-16	81.3%	2			

Cincinnati 72 • 3-2,0-0 AAC

#	Player	Total		3-Ptr		Rebounds			PF	TP	A TO Blk Stl				Min			
		FG	F-GA	FG	F-GA	FT	FTA	Off			Def	Tot	A	TO		Blk	Stl	
04	Angel Rizor	f	2-7	0-0	1-2	3	2	5	4	5	2	2	1	2	30			
23	Iimar'I Thomas	f	12-18	0-0	5-7	4	3	7	3	29	3	1	1	0	36			
11	Sam Rodgers	g	4-5	2-3	2-2	0	2	2	1	12	3	4	0	0	36			
12	Antoinette Miller	g	5-13	1-2	3-7	0	3	3	3	14	4	2	0	2	34			
14	Addaya Moore	g	2-5	0-0	1-2	1	6	7	1	5	4	1	1	1	30			
02	Aleah Nelson		0-1	0-0	0-0	0	0	0	1	0	0	0	0	1	8			
21	Jordan Tuff		0-1	0-0	0-0	0	0	0	1	0	0	0	0	0	7			
35	Chellia Watson		2-7	1-4	2-2	3	4	7	1	7	1	1	0	0	15			
50	Nesma Khalifa		0-0	0-0	0-0	0	0	0	2	0	0	0	0	0	4			
Team							2	3	5									
Totals			27-57		4-9		14-22		13	23	36	17	72	17	11	3	6	200
1st FG %:		5-14	35.7%	2nd: 10-15	66.7%	3rd: 5-15	33.3%	4th: 7-13	53.8%	Game: 27-57	47.4%	Deadball						
3FG %:		0-1	0.0%	1-2	50.0%	1-4	25.0%	2-2	100.0%	4-9	44.4%	Rebounds						
FT %:		4-6	66.7%	2-2	100.0%	1-4	25.0%	7-10	70.0%	14-22	63.6%	5,1						

Officials: Talisa Green,Bob Entlerline,Kevin Pethel
Technical fouls: Chattanooga-None. Cincinnati-None.
Attendance: 788

2019-20 Women's Basketball. Round: 0. Chattanooga vs Cincinnati. Played at Fif

Score by periods	1st	2nd	3rd	4th	Total
Chattanooga	10	16	17	10	53
Cincinnati	14	23	12	23	72

Last FG - UTC 4th-00:08, UC 4th-00:34.
Largest lead - UTC by 2 1st-09:37, UC by 21 4th-00:34.
UTC led for 00:27. UC led for 37:04. Game was tied for 02:29.Points In Off 2nd Fast
UTC 26 Paint T/O Chance Break Bench
UC 40 13 9 3 3 16Score tied - 2 times.
Lead changed - 1 time.GAME
7BUCKNELL 56 • CINCINNATI 48
NOV. 28, 2019 • COLISEO RUBEN RODRIGUEZ • SAN JUAN, PROfficial Basketball Box Score -- Game Totals -- Final Statistics
Cincinnati vs BUCKNELL
11/28/19 3:30 PM at Coliseo Mario Morales

Cincinnati 48 • 3-4

#	Player	*	Total		3-Ptr		Rebounds			PF	TP	A TO Blk Stl				Min			
			FG-FGA	FT-FTA	FG-FGA	FT-FTA	Off	Def	Tot			A	TO	Blk	Stl				
04	Angel Rizor	*	6-11	0-0	2-2	1	2	3	3	14	1	0	0	2	29				
11	Sam Rodgers	*	1-13	0-4	0-0	0	4	4	4	2	2	0	1	1	40				
12	Antoinette Miller	*	3-7	0-2	1-3	0	4	4	1	7	1	3	0	0	32				
23	Iimar'I Thomas	*	3-8	0-2	2-5	2	5	7	1	8	0	2	0	0	29				
30	Sifa,Florence	*	1-3	0-0	0-0	0	2	2	1	2	1	0	1	0	12				
02	Aleah Nelson		1-3	0-0	0-0	1	3	4	0	2	2	0	0	0	14				
14	Addaya Moore		3-6	0-1	0-0	2	1	3	1	6	0	1	2	0	15				
21	Tuff,Jordan		1-4	1-4	0-0	0	1	1	1	3	0	0	0	0	14				
35	Chellia Watson		1-1	0-0	0-0	0	0	0	3	2	0	0	0	2	4				
50	Nesma Khalifa		1-3	0-1	0-0	1	5	6	1	2	1	0	2	0	11				
Team						2	1	3											
Totals				21-59		1-14		5-10		9	28	37	16	48	8	6	6	5	200
1st - FG %:			9-14	64.3%	2nd: 5-16	31.3%	3rd: 5-15	33.3%	4th: 2-14	14.3%	Game: 21-59	35.6%	Deadball						
3FG %:			0-2	0.0%	1-4	25.0%	0-3	0.0%	0-5	0.0%	1-14	7.1%	Rebounds						
FT %:			0-1	0.0%	0-1	0.0%	4-5	80.0%	1-4	25.0%	5-10	50.0%	1						

BUCKNELL 56 • 4-3

#	Player		Total		3-Ptr		Rebounds			PF	TP	A TO Blk Stl				Min
			FG-FGA	FG-FGA	FT-FTA	Off	Def	Tot	A			TO	Blk	Stl		
03	Brugler,Tessa	*	2-4	0-0	4-5	1	2	3	1	8	1	0	0	0	30	
12	Walls,Marly	*	4-12	0-2	0-0	0	5	5	4	8	5	1	0	0	34	
23	Johnson,Ally	*	4-9	3-7	0-0	0	4	4	2	11	0	2	0	3	33	
25	Kapp,Abby	*	4-8	3-7	2-2	0	3	3	0	13	1	1	1	0	31	
40	Mack,Elle	*	1-8	1-3	3-4	2	10	12	1	6	2	3	2	0	35	
11	O'Brien,Taylor		2-8	1-3	2-2	1	5	6	1	7	0	3	1	0	18	
21	Krsul,Carly		0-0	0-0	0-0	0	0	0	1	0	0	0	0	0	5	
24	Ceppi,Autumn		1-2	0-0	1-1	1	0	1	1	3	0	0	0	0	14	
Team						1	4	5								
Totals			18-51	8-22	12-14	6	33	39	11	56	9	10	4	3	200	
1st - FG %:		4-13	30.8%	2nd: 6-13	46.2%	3rd: 5-14	35.7%	4th: 3-11	27.3%	Game: 18-51	35.3%	Deadball				
3FG %:		1-4	25.0%	2-4	50.0%	3-6	50.0%	2-8	25.0%	8-22	36.4%	Rebounds				
FT %:		3-4	75.0%	4-4	100.0%	0-0	0.0%	5-6	83.3%	12-14	85.7%	1				

Officials: Kevin Ruland, Keith Miller, Axel Coll
Technical fouls: Cincinnati-None. BUCKNELL-None.
Attendance: 100

Score by periods	1st	2nd	3rd	4th	Total
Cincinnati	18	11	14	5	48
BUCKNELL	12	18	13	13	56

Last FG - UC 4th-04:05, BUCKNELL 4th-06:34.
Largest lead - UC by 8 1st-00:43, BUCKNELL by 8 4th-00:30.
UC led for 12:00. BUCKNELL led for 18:55. Game was tied for 09:05.Points In Off 2nd Fast
UC 30 Paint T/O Chance Break Bench
UC 18 8 2 4 6 15Score tied - 10 times.
Lead changed - 13 times.GAME
6IOWA 69 • CINCINNATI 61
NOV. 27, 2019 • COLISEO RUBEN RODRIGUEZ • SAN JUAN, PROfficial Basketball Box Score -- Game Totals -- Final Statistics
IOWA vs Cincinnati
11.27.19 3.30 PM at Coliseo Ruben Rodriguez

IOWA 69 • 4-1

#	Player	Total		3-Ptr		Rebounds			PF	TP	A TO Blk Stl				Min			
		FG	F-GA	FG	F-GA	FT	FTA	Off			Def	Total	A	TO		Blk	Stl	
03	Makenzie Meyer	*	2-7	2-6	2-4	1	1	2	0	8	4	5	0	2	34			
05	Alexis Sevillian	*	2-7	2-7	0-0	0	2	2	1	6	3	0	1	2	13			
22	Kathleen Doyle	*	6-17	1-5	0-0	2	6	8	3	13	6	1	0	0	37			
25	Monika Czinano	*	7-8	0-0	2-2	0	4	4	5	16	1	1	1	0	27			
43	Amanda Ollinger	*	5-6	0-0	0-0	2	5	7	0	10	4	0	0	1	33			
01	Tomi Taiwo		0-0	0-0	0-0	0	1	1	1	0	0	0	0	0	6			
14	McKenna Warnock		3-6	1-2	0-0	1	3	4	2	7	2	2	0	0	19			
20	Kate Martin		0-2	0-1	0-0	0	1	1	0	0	1	0	0	0	8			
24	Gabbie Marshall		3-8	3-6	0-2	1	0	1	1	9	0	2	0	1	23			
Team						0	6	6										
Totals			28-61		9-27		4-8		7	29	36	13	69	21	11	2	6	200
1st - FG %:		5-14	35.7%	2nd: 7-13	53.8%	3rd: 7-21	33.3%	4th: 9-13	69.2%	Game: 28-61		45.9%	Deadball					
3FG %:		0-5	0.0%	0-3	0.0%	3-10	30.0%	6-9	66.7%	9-27		33.3%	Rebounds					
FT %:		0-0	0.0%	1-1	100.0%	0-0	0.0%	3-7	42.9%	48-61		50.0%	2					

GAME
9CINCINNATI 98 • MIAMI (OH) 68
DEC. 8, 2019 • FIFTH THIRD ARENA • CINCINNATIOfficial Basketball Box Score -- Game Totals -- Final Statistics
Miami (OH) vs Cincinnati
12/08/19 2:00 pm at Cincinnati, OH

Miami (OH) 68 • 4-5,0-0 MAC

#	Player	Total		3-Ptr		Rebounds			PF	TP	A TO Blk Stl				Min
		FG-FGA	FG-FGA	FT-FTA	FT-FTA	Off	Def	Tot			A	TO	Blk	Stl	
32	Savannah Kluesner	f	4-7	0-0	3-5	0	3	3	1	11	2	3	4	1	21
54	Kelly McLaughlin	f	4-9	0-0	2-2	1	2	3	1	10	0	0	1	0	22
13	Lauren Dickerson	g	5-19	3-10	0-0	2	1	3	1	13	2	3	0	1	28
24	Bree Paulson	g	0-1	0-1	0-0	0	0	0	2	0	0	1	0	0	6
25	Peyton Scott	g	5-13	2-5	1-2	2	1	3	3	13	4	3	0	4	29
00	Monique Esbrand		2-9	2-7	0-0	2	0	2	1	6	2	0	0	1	22
01	Alexis Straw		2-3	0-0	1-4	0	0	4	0	5	1	0	0	0	9
24	Vanessa Garrelts		2-3	0-1	0-0	1	1	2	1	4	2	3	0	3	11
23	Kenzie Schmitz		1-4	0-0	0-0	5	1	6	0	2	2	2	0	1	17
34	Amani Freeman		0-1	0-0	0-0	1	2	3	5	0	0	0	0	0	11
35	Abbey Hoff		0-0	0-0	0-0	0	0	0	0	0	0	0	0	0	3
45	Tihanna Fulton		1-7	0-0	2-2	2	1	3	1	4	0	1	0	0	21
Team						5	1	6			2				
Totals			26-76	7-24	9-15	21	17	38	16	68	15	18	5	11	200
1st - FG %:		6-14	42.9%	2nd: 5-22	22.7%	3rd: 6-17	35.3%	4th: 9-23	39.1%	Game: 26-76	34.2%	Deadball			
3FG %:		2-6	33.3%	3-9	33.3%	0-3	0.0%	2-6	33.3%	7-24	29.2%	Rebounds			
FT %:		2-4	50.0%	2-2	100.0%	2-6	33.3%	3-3	100.0%	9-15	60.0%	4			

Cincinnati 98 • 5-4,0-0 AAC

#	Player	Total		3-Ptr		Rebounds			PF	TP	A TO Blk Stl				Min
		FG-FGA	FG-FGA	FT-FTA	FT-FTA	Off	Def	Tot			A	TO	Blk	Stl	
04	Angel Rizer	f	6-12	0-0	6-6	3	4	7	2	18	2	2	1	1	26
23	Ilmar'I Thomas	f	10-14	0-0	4-5	4	4	8	1	24	4	2	3	1	26
11	Sam Rodgers	g	3-8	1-3	1-2	0	6	6	1	8	5	2	1	3	30
14	Addaya Moore	g	4-7	0-0	0-0	3	6	9	5	8	4	0	0	1	25
30	Florence Sifa	g	5-7	0-0	0-0	1	2	3	3	10	4	4	0	2	21
02	Aleah Nelson		1-2	0-1	0-0	1	1	2	0	2	2	1	0	0	13
03	Jada Scott		1-2	0-0	0-0	1	1	2	1	2	1	2	0	0	9
21	Jadyn Scott		2-5	0-0	0-0	0	1	1	2	4	0	0	0	0	9
10	Jordan Tuff		3-4	2-2	0-0	0	0	0	0	8	0	1	2	1	12
33	Sofia Gritzali		1-1	1-1	0-0	0	1	1	0	3	0	1	0	0	3
35	Chellia Watson		2-7	1-2	0-0	2	2	4	1	5	9	1	0	1	17
50	Nesma Khalifa		3-3	0-0	0-1	0	3	3	3	6	0	1	1	1	9
Team						1	0	1			1				
Totals			41-72	5-9	11-14	16	31	47	19	98	31	18	8	11	200
1st - FG %:		10-19	52.6%	2nd: 8-16	50.0%	3rd: 9-19	47.4%	4th: 14-18	77.8%	Game: 41-72	56.9%	Deadball			
3FG %:		1-1	100.0%	0-1	0.0%	0-2	0.0%	4-5	80.0%	5-9	55.6%	Rebounds			
FT %:		2-2	100.0%	3-3	100.0%	6-8	75.0%	0-1	0.0%	11-14	78.6%	1			

Officials: John Capolino,Rod Creech,Fatou Cissoko-Stephens

Technical fouls: Miami (OH)-None. Cincinnati-Angel Rizer.

Attendance: 1057

2019-20 Women's Basketball. Round: 0. Cincinnati vs Miami (OH). Played at Fit

Score by periods	1st	2nd	3rd	4th	Total
Miami (OH)	16	15	14	23	68
Cincinnati	23	19	24	32	98

Points	In	Off	2nd	Fast	Bench
Miami UC	28	18	16	33	21
UC	60	19	22	33	30

Score tied - 0 times.

Last FG - MIAMI 4th-00:31, UC 4th-00:01.

GAME
11CINCINNATI 62 • ALABAMA A&M 47
DEC. 17, 2019 • FIFTH THIRD ARENA • CINCINNATIOfficial Basketball Box Score -- Game Totals -- Final Statistics
Alabama A&M vs Cincinnati
12/17/19 7:00 pm at Cincinnati, OH

Alabama A&M 47 • 3-6,0-0 SWAC

#	Player	Total		3-Ptr		Rebounds			PF	TP	A TO Blk Stl				Min
		FG-FGA	FG-FGA	FT-FTA	FT-FTA	Off	Def	Tot			A	TO	Blk	Stl	
21	Daniaina Lewis	f	4-5	0-0	0-1	1	5	6	4	8	1	0	0	0	17
50	DeAsia Thomas	f	2-4	0-0	1-2	0	3	3	3	5	2	1	0	0	28
04	Jameica Cobb	g	2-9	0-0	4-4	2	5	7	2	8	2	4	0	2	27
23	Jeshawna Harper	g	1-6	0-4	0-0	1	1	2	1	2	0	4	0	0	20
24	Tierra Dark	g	2-10	0-1	0-0	1	2	3	4	0	1	0	0	0	29
05	Nigeria Jones		2-15	1-4	3-6	0	1	1	1	8	6	2	1	1	34
11	Je'Naiya Davis		0-2	0-1	2-2	0	0	0	0	2	0	0	0	0	11
22	Kamari Jones		0-1	0-0	0-0	1	1	2	3	0	0	0	0	0	5
22	Jasmine Stanley		2-3	0-0	2-2	5	2	7	0	6	0	1	0	0	9
33	Elexis Evans		2-4	0-0	0-2	4	2	6	3	4	0	0	0	0	10
34	Ariana Powe		0-2	0-0	0-0	1	1	2	2	0	0	1	1	1	10
Team						2	5	7			1				
Totals			17-61	1-10	12-19	18	28	46	22	47	11	15	2	4	200
1st - FG %:		6-16	37.5%	2nd: 2-14	14.3%	3rd: 3-13	23.1%	4th: 6-18	33.3%	Game: 17-61	27.9%	Deadball			
3FG %:		0-4	0.0%	0-1	0.0%	1-4	25.0%	1-10	10.0%	1-10	10.0%	Rebounds			
FT %:		2-2	100.0%	3-6	50.0%	7-10	70.0%	0-1	0.0%	12-19	63.2%	4			

Cincinnati 62 • 7-4,0-0 AAC

#	Player	Total		3-Ptr		Rebounds			PF	TP	A TO Blk Stl				Min
		FG-FGA	FG-FGA	FT-FTA	FT-FTA	Off	Def	Tot			A	TO	Blk	Stl	
04	Angel Rizer	f	0-10	0-0	6-6	4	4	8	2	6	1	1	1	1	26
23	Ilmar'I Thomas	f	5-11	0-0	6-7	3	5	8	4	16	2	4	0	1	27
11	Sam Rodgers	g	6-9	4-5	0-0	0	3	3	0	16	2	0	2	1	36
14	Addaya Moore	g	0-5	0-0	0-0	1	1	2	2	0	1	2	1	0	14
30	Florence Sifa	g	9-20	0-0	0-1	1	1	2	0	18	3	1	0	3	31
02	Aleah Nelson		0-0	0-0	0-0	0	2	2	1	0	3	0	0	0	19
03	Jada Scott		0-1	0-0	1-2	1	2	3	1	1	1	1	0	0	7
10	Jadyn Scott		1-3	0-0	0-0	1	5	6	2	2	1	2	1	2	16
21	Jordan Tuff		0-0	0-0	0-0	0	0	0	0	0	0	0	0	0	1
33	Sofia Gritzali		0-1	0-0	1-2	3	2	5	3	1	1	2	0	1	12
35	Chellia Watson		1-4	0-1	0-0	0	0	0	4	2	0	1	0	1	5
50	Nesma Khalifa		0-0	0-0	0-0	0	0	0	1	0	0	0	0	0	6
Team						3	5	8							
Totals			22-64	4-6	14-18	17	30	47	20	62	16	13	6	8	200
1st - FG %:		4-17	23.5%	2nd: 8-13	61.5%	3rd: 5-16	31.3%	4th: 5-18	27.8%	Game: 22-64	34.4%	Deadball			
3FG %:		1-1	100.0%	3-3	100.0%	0-1	0.0%	0-1	0.0%	4-6	66.7%	Rebounds			
FT %:		5-7	71.4%	7-7	100.0%	2-4	50.0%	0-0	0.0%	14-18	77.8%	1			

Officials: Chastity Taylor,Geraldine Smith,Frank Steratore

Technical fouls: Alabama A&M-None. Cincinnati-None.

Attendance: 718

2019-20 Women's Basketball. Round: 0. Alabama A&M vs Cincinnati. Played at Fit

Score by periods	1st	2nd	3rd	4th	Total
Alabama A&M	14	7	13	13	47
Cincinnati	14	26	12	10	62

Points	In	Off	2nd	Fast	Bench
Alabama UC	30	9	8	4	20
UC	32	8	11	15	6

Last FG - AAMU 4th-00:53, UC 4th-02:02.

Largest lead - AAMU by 9 1st-03:59, UC by 21 3rd-05:47.

AAMU led for 09:44, UC led for 29:51. Game was tied for 00:25.

Score tied - 1 time.

Lead changed - 1 time.

GAME
10CINCINNATI 85 • XAVIER 78
DEC. 14, 2019 • CINTAS CENTER • CINCINNATIOfficial Basketball Box Score -- Game Totals -- Final Statistics
Cincinnati vs Xavier
12/14/19 2:00 pm at Cincinnati, OH

Cincinnati 85 • 6-4,0-0 AAC

#	Player		Total		3-Ptr		Rebounds			PF	TP	A TO Blk Stl				Min
			FG-FGA	FG-FGA	FT-FTA	Off	Def	Tot	A			TO	Blk	Stl		
04	Angel Rizer	f	7-13	1-1	5-6	0	2	2	2	20	2	6	1	5	35	
23	Ilmar'I Thomas	f	9-16	0-0	7-8	3	5	8	3	25	6	1	2	1	36	
00	Nesma Khalifa	c	2-4	0-1	0-0	0	0	0	0	4	2	0	0	0	13	
11	Sam Rodgers	g	5-9	1-2	0-0	0	8	8	1	11	6	3	0	1	40	
14	Addaya Moore	g	3-6	0-0	0-0	1	4	5	2	6	2	1	3	0	23	
02	Aleah Nelson		0-0	0-0	0-0	0	1	1	0	0	2	0	0	0	8	
03	Jada Scott		0-1	0-0	0-0	0	1	1	1	0	0	0	1	0	5	
10	Jadyn Scott		2-3	0-0	2-2	0	2	2	1	6	1	1	0	1	14	
21	Jordan Tuff		0-0	0-0	0-0	0	0	0	0	0	0	0	0	0	3	
35	Chellia Watson		5-10	1-2	2-2	2	2	4	3	13	6	4	0	0	23	
Team						5	2	7								
Totals				33-62	3-6	16-18	11	27	38	13	85	27	16	7	8	200
1st - FG %: 12-19 63.2%			2nd: 7-16 43.8%	3rd: 9-18 50.0%	4th: 5-9 55.6%	Game: 33-62 53.2%					Deadball Rebounds 2					
3FG %: 3-4 75.0%			0-2 0.0%	0-0 0.0%	13-14 92.9%					3-6 50.0%						
FT %: 3-4 75.0%			0-0 0.0%	0-0 0.0%						16-18 88.9%						

GAME
13CINCINNATI 86 • COPPIN STATE 40
DEC. 30, 2019 • FIFTH THIRD ARENA • CINCINNATIOfficial Basketball Box Score -- Game Totals -- Final Statistics
Coppin St. vs Cincinnati
12/30/19 7:00 pm at Cincinnati, OH

Coppin St. 40 • 0-11,0-0 MEAC

#	Player	Total			3-Ptr			Rebounds			PF	TP	A	TO	Blk	Stl	Min
		FG-FGA	FG-FGA	FT-FTA	FG-FGA	FG-FGA	FT-FTA	Off	Def	Tot							
12	Oluwadamilola Oloyed	f	0-2	0-0	2-2	5	2	7	2	2	2	2	1	3	0	0	22
23	Chance Graham	f	1-7	0-2	0-0	0	3	3	2	2	0	1	0	1	2	26	22
02	Alexandria Hamilton	g	2-11	1-2	0-0	0	2	2	1	5	1	5	1	4	0	0	27
03	Aliyah Lawson	g	2-8	1-5	0-0	0	0	0	2	5	1	5	0	1	0	0	17
04	Marley Grenway	g	4-8	3-6	0-0	0	1	1	1	11	1	2	0	0	0	20	20
00	Tyree Allen		2-5	1-1	2-2	0	4	4	3	7	1	0	1	0	0	20	20
01	Diamond Adams		0-3	0-1	0-0	0	0	0	0	0	0	1	1	0	0	0	13
10	E'Mya Price		1-3	0-1	0-0	0	3	3	3	2	0	2	1	0	0	25	25
11	Abby Weiss		0-3	0-2	0-0	0	1	0	1	0	0	0	1	0	1	0	10
15	Unique Meyers		0-2	0-1	0-0	0	0	0	0	0	0	1	1	0	0	0	3
45	Jalyndia Saley		4-4	0-0	2-4	3	2	5	0	6	0	1	0	0	0	17	17
Team						4	2	6		2							
Totals			14-56	6-21	6-8	13	19	32	15	40		6	22	4	3	200	
1st - FG %:		3-15	20.0%	2nd:	1-12	8.3%	3rd:	5-12	41.7%	4th:	5-17	29.4%	Game:	6-21	28.6%	Deadball	
3FG %:		2-7	28.6%	1-2	50.0%	2-5	33.3%	1-5	16.7%	1-6	16.7%	3				Rebounds	
FT %:		2-2	100.0%	3-4	75.0%	0-0	0.0%	0-0	0.0%	1-2	50.0%	14-56	75.0%			3	

Cincinnati 86 • 9-4,0-0 AAC

#	Player	Total			3-Ptr			Rebounds			PF	TP	A	TO	Blk	Stl	Min
		FG-FGA	FG-FGA	FT-FTA	FG-FGA	FG-FGA	FT-FTA	Off	Def	Tot							
04	Angel Rizer	f	7-11	0-0	6-6	3	1	4	0	20	1	0	1	1	1	19	19
23	Iimar'I Thomas	f	10-15	0-0	1-2	2	4	6	0	21	1	1	1	1	1	19	19
11	Sam Rodgers	g	2-8	2-6	0-0	1	3	4	0	6	4	0	0	1	1	25	25
12	Antoinette Miller	g	2-6	0-1	2-2	0	2	2	2	6	8	1	0	2	2	21	21
14	Addaya Moore	g	2-5	0-1	0-0	3	5	8	1	4	4	0	0	2	2	18	18
02	Aleah Nelson		1-1	1-1	0-0	0	3	3	2	3	2	0	1	0	1	22	22
03	Jada Scott		0-3	0-0	0-0	0	1	1	2	0	0	2	1	0	0	12	12
05	Jana Abdullah		0-0	0-0	0-0	0	0	0	0	0	0	1	0	0	0	3	3
10	Jadyn Scott		1-6	0-0	1-1	2	0	2	3	3	0	1	1	0	0	13	13
21	Jordan Tuff		0-2	0-2	0-0	1	1	2	0	0	0	1	0	0	0	7	7
33	Sofia Gritzali		0-0	0-0	1-2	1	2	3	0	1	1	0	0	1	1	8	8
35	Chellia Watson		7-8	2-2	2-2	1	3	4	0	18	3	1	1	1	3	20	20
50	Nesma Khalifa		2-6	0-0	0-0	1	2	3	0	4	1	1	1	0	0	13	13
Team						5	0	5		2							
Totals			34-71	5-13	13-15	20	27	47	10	86	25	11	5	12	200	200	
1st - FG %:		9-16	56.3%	2nd:	11-22	50.0%	3rd:	13-24	54.2%	4th:	1-9	11.1%	Game:	34-71	47.9%	Deadball	
3FG %:		2-4	50.0%	1-2	50.0%	1-4	25.0%	1-3	33.3%	5-13	38.5%					Rebounds	
FT %:		7-8	87.5%	2-2	100.0%	0-0	0.0%	0-0	0.0%	4-5	80.0%	13-15	86.7%			0,1	

Officials: Tommi Paris,Bruce Morris,Norma Jones

Technical fouls: Coppin St.-None. Cincinnati-None.

Attendance: 1084

2019-20 Women's Basketball. Round: 0. Cincinnati vs Coppin St.. Played at Fifth

Score by periods						In	Off	2nd	Fast	Bench
Coppin St.	1st	2nd	3rd	4th	Total					
Cincinnati	10	6	12	12	40					
Cincinnati	27	25	27	7	86					

Last FG - COPPIN 4th-01:23, UC 4th-07:49.

Largest lead - COPPIN None, UC by 56 4th-07:37.

COPPIN led for 00:00. UC led for 39:56. Game was tied for 00:04.

Score tied - 0 times.

Lead changed - 0 times.

GAME
15CINCINNATI 73 • MEMPHIS 66
JAN. 8, 2020 • ROANE FIELDHOUSE • MEMPHIS, TNOfficial Basketball Box Score -- Game Totals -- Final Statistics
Cincinnati vs Memphis
01/08/20 7:00 pm at Memphis, TN

Cincinnati 73 • 10-5,1-1 AAC

#	Player	Total			3-Ptr			Rebounds			PF	TP	A	TO	Blk	Stl	Min
		FG-FGA	FG-FGA	FT-FTA	FG-FGA	FG-FGA	FT-FTA	Off	Def	Tot							
04	Angel Rizer	f	2-5	0-0	2-2	2	4	6	4	6	0	1	0	0	0	13	13
23	Iimar'I Thomas	f	8-12	0-0	7-8	2	12	14	1	23	3	1	0	1	0	39	39
03	Jada Scott	g	1-2	0-0	0-0	0	1	1	4	2	1	1	0	2	2	9	9
11	Sam Rodgers	g	1-8	1-6	4-5	0	4	4	3	7	4	1	0	2	4	40	40
12	Antoinette Miller	g	10-22	3-8	4-8	0	1	1	3	27	2	6	0	4	4	40	40
02	Aleah Nelson		1-3	0-2	2-2	1	1	2	1	4	1	0	0	0	1	18	18
10	Jadyn Scott		0-1	0-0	0-0	1	0	1	1	0	0	0	0	0	0	8	8
14	Addaya Moore		2-6	0-0	0-0	4	2	6	2	4	2	1	1	1	22	22	22
21	Jordan Tuff		0-3	0-3	0-0	0	1	1	0	0	0	0	0	0	0	7	7
50	Nesma Khalifa		0-1	0-0	0-0	0	0	0	0	0	0	2	0	0	0	4	4
Team						3	0	3									
Totals			25-63	4-20	19-25	13	26	39	19	73	13	13	1	11	200	200	
1st - FG %:		6-19	31.6%	2nd:	6-17	35.3%	3rd:	8-15	53.3%	4th:	5-12	41.7%	Game:	25-63	39.7%	Deadball	
3FG %:		1-7	14.3%	1-6	16.7%	2-4	50.0%	0-3	0.0%	0-3	0.0%	13-26	50.0%			Rebounds	
FT %:		0-0	0.0%	6-7	85.7%	0-2	0.0%	13-16	81.3%	19-25	76.0%					1	

Memphis 66 • 9-6,0-2 AAC

#	Player	Total			3-Ptr			Rebounds			PF	TP	A	TO	Blk	Stl	Min
		FG-FGA	FG-FGA	FT-FTA	FG-FGA	FG-FGA	FT-FTA	Off	Def	Tot							
20	Keke Hunter	f	5-9	0-0	4-6	3	7	10	2	14	0	7	0	0	0	29	29
32	Dulcy Mendjiadeu Fan	f	10-13	0-0	2-6	3	6	9	5	22	0	2	1	0	0	29	29
03	Gazmyne Herndon	g	4-7	0-0	0-3	0	7	7	3	8	5	4	0	1	1	31	31
05	Aerial Wilson	g	0-2	0-0	0-0	0	3	3	0	0	4	2	0	0	0	22	22
23	Jamirah Shutes	g	4-13	0-3	2-3	0	1	1	0	10	2	3	0	1	1	36	36
02	Madison Griggs		1-7	1-7	0-0	0	0	0	3	3	3	2	0	1	1	24	24
33	Alana Davis		2-5	0-0	1-1	1	1	2	1	5	0	1	0	1	1	18	18
35	Julian McDonald		1-1	0-0	0-0	0	0	0	2	2	0	0	0	0	0	8	8
53	Lanetta Williams		1-1	0-0	0-1	0	2	2	0	2	0	0	0	0	0	3	3
Team						3	1	4		2							
Totals			28-58	1-10	9-20	10	28	38	19	66	14	23	1	4	200	200	
1st - FG %:		10-18	55.6%	2nd:	3-11	27.3%	3rd:	10-16	62.5%	4th:	5-13	38.5%	Game:	28-58	48.3%	Deadball	
3FG %:		0-3	0.0%	0-3	0.0%	1-4	25.0%	1-5	16.7%	1-10	10.0%					Rebounds	
FT %:		2-2	100.0%	3-7	42.9%	4-9	44.4%	4-9	44.4%	9-20	45.0%					5,2	

Officials: Fatou Cissoko-Stephens,Bryan Enterline,Karen Preato

Technical fouls: Cincinnati-None. Memphis-None.

Attendance: 411

2019-20 Women's Basketball. Round: 0. Cincinnati vs Memphis. Played at Elma Ro

Score by periods						In	Off	2nd	Fast	Bench
Cincinnati	1st	2nd	3rd	4th	Total					
Cincinnati	13	19	18	23	73					
Memphis	22	9	24	11	66					

Last FG - UC 4th-02:35, MEM 4th-01:17.

Largest lead - UC by 7 4th-00:01, MEM by 9 1st-00:00.

UC led for 07:07. MEM led for 27:27. Game was tied for 05:26.

Score tied - 8 times.

Lead changed - 6 times.

GAME
14USF 76 • CINCINNATI 88
JAN. 5, 2020 • YUENGLING CENTER • TAMPA, FLOfficial Basketball Box Score -- Game Totals -- Final Statistics
Cincinnati vs South Fla.
01/05/20 2:00 pm at Tampa, FL

Cincinnati 68 • 9-5,0-1 AAC

#	
---	--

GAME
17TULANE 64 • CINCINNATI 59
JAN. 18, 2020 • DEVLIN FIELDHOUSE • NEW ORLEANS, LAOfficial Basketball Box Score -- Game Totals -- Final Statistics
Cincinnati vs Tulane
01/18/20 3:30 pm at New Orleans, LA

Cincinnati 59 • 11-6,2-2 AAC

#	Player	Total		3-Ptr		Rebounds			PF	TP	A TO Blk Stl					Min
		FG-FGA	FG-FGA	FT-FTA	Off Def Tot	PF	TP	A TO Blk Stl								
04	Angel Rizzor	f	6-12	0-0	2-4	3	4	7	3	14	3	2	0	1	38	
23	Iimar'I Thomas	f	3-10	0-1	6-8	6	5	11	4	12	3	2	1	1	37	
11	Sam Rodgers	g	2-12	1-9	3-4	0	5	5	4	8	3	1	0	2	37	
12	Antoinette Miller	g	8-27	2-7	2-3	0	4	4	2	20	3	2	0	1	39	
14	Addaya Moore	g	1-3	1-2	0-0	1	2	3	2	3	0	1	1	1	23	
02	Aleah Nelson	g	0-0	0-0	0-0	1	0	1	1	0	0	0	0	0	7	
03	Jada Scott	g	0-0	0-0	0-0	0	0	0	1	0	0	0	0	0	5	
10	Jadyn Scott	g	0-0	0-0	0-0	1	0	1	1	0	0	0	0	0	7	
35	Chellia Watson	g	1-3	0-0	0-0	0	0	0	0	2	0	1	0	0	7	
Team					4	2	6									
Totals			21-67	4-19	13-19	16	22	38	18	59	12	9	2	6	200	
1st - FG %:		3-18	16.7%	2nd: 4-13	30.8%	3rd: 7-17	41.2%	4th: 7-19	36.8%	Game: 21-67	31.3%	Deadball		Rebounds		
3FG %:		0-5	0.0%	1-4	25.0%	1-2	50.0%	2-8	25.0%	4-19	21.1%	4,1				
FT %:		0-0	0.0%	2-4	50.0%	6-9	66.7%	5-6	83.3%	13-19	68.4%					

Tulane 64 • 10-8,5-0 AAC

#	Player	Total		3-Ptr		Rebounds			PF	TP	A TO Blk Stl					Min
		FG-FGA	FG-FGA	FT-FTA	Off Def Tot	PF	TP	A TO Blk Stl								
23	Krystal Freeman	f	2-10	0-0	1-4	1	8	9	2	5	4	3	1	3	36	
42	Mia Heide	f	2-5	0-0	0-0	8	6	14	4	4	0	5	5	0	32	
00	Arsula Clark	g	8-19	0-1	2-6	2	7	9	1	18	8	3	1	0	35	
05	Kayla Manuirirangi	g	3-9	3-8	1-2	1	1	2	1	10	0	0	0	0	22	
12	Sierra Cheatham	g	2-4	0-1	2-3	0	4	4	1	6	1	1	2	1	35	
01	Kaila Anderson	g	0-1	0-1	0-0	0	0	0	1	0	1	0	0	1	11	
14	Dynah Jones	g	7-8	2-3	1-3	2	2	4	4	17	1	3	0	0	16	
21	Irina Parau	g	0-0	0-0	0-0	0	0	0	0	0	0	0	1	0	6	
30	Dene' Mimms	g	2-3	0-0	0-0	0	0	0	0	4	0	0	0	0	7	
Team					0	4	4				3					
Totals			26-59	5-14	7-18	14	32	46	15	64	15	18	10	5	200	
1st - FG %:		4-18	22.2%	2nd: 5-13	38.5%	3rd: 10-17	58.8%	4th: 7-11	63.6%	Game: 26-59	44.1%	Deadball		Rebounds		
3FG %:		0-4	0.0%	2-4	50.0%	2-4	50.0%	1-2	50.0%	5-14	35.7%	7				
FT %:		3-3	100.0%	1-4	25.0%	1-2	50.0%	2-9	22.2%	7-18	38.9%					

Officials: Tiara Cruse, Maj Forsberg, Joseph Vazily

Technical fouls: Cincinnati-None. Tulane-None.

Attendance: 1003

2019-20 Women's Basketball. Round: 0. Cincinnati vs Tulane. Played at Avron B.

Score by periods	1st	2nd	3rd	4th	Total
Cincinnati	6	11	21	21	59
Tulane	11	13	23	17	64

Last FG - UC 4th-01:38, TULANE 4th-01:09.

Largest lead - UC by 1 1st-07:44, TULANE by 12 3rd-02:49.

UC led for 01:05. TULANE led for 37:54. Game was tied for 01:01.

Score tied - 2 times.

Lead changed - 6 times.

GAME
19CINCINNATI 86 • TEMPLE 81
JAN. 26, 2020 • FIFTH THIRD ARENA • CINCINNATIOfficial Basketball Box Score -- Game Totals -- Final Statistics
Temple vs Cincinnati
01/26/20 2:00 pm at Cincinnati, OH

Temple 81 • 12-8,4-3 AAC

#	Player	Total		3-Ptr		Rebounds			PF	TP	A TO Blk Stl					Min
		FG-FGA	FG-FGA	FT-FTA	Off Def Tot	PF	TP	A TO Blk Stl								
20	Alexa Williamson	f	3-7	0-0	2-4	2	3	5	3	8	1	1	1	0	34	
25	Mia Davis	f	9-13	0-0	5-9	4	7	11	1	23	0	2	0	1	38	
01	Lena Nang	g	4-12	1-6	2-2	6	4	10	4	11	1	0	0	1	40	
02	Asonah Alexander	g	0-2	0-1	0-0	0	0	0	3	0	2	1	0	0	13	
05	Marissa Mackins	g	6-16	4-11	3-4	0	4	4	3	19	3	1	0	2	31	
00	Ashley Jones	g	4-14	0-3	5-5	2	4	6	4	13	5	1	0	0	25	
11	Shannen Atkinson	g	1-4	0-0	0-0	1	1	2	2	2	0	0	0	0	8	
12	Emani Mayo	g	2-6	1-2	0-0	1	0	1	2	5	1	0	0	1	11	
Team					3	1	4									
Totals			29-74	6-23	17-24	19	24	43	22	81	13	6	1	5	200	
1st - FG %:		6-20	30.0%	2nd: 5-18	27.8%	3rd: 8-20	40.0%	4th: 10-16	62.5%	Game: 29-74	39.2%	Deadball		Rebounds		
3FG %:		2-8	25.0%	0-7	0.0%	1-4	25.0%	3-4	75.0%	6-23	26.1%	4				
FT %:		2-2	100.0%	1-2	50.0%	7-10	70.0%	7-10	70.0%	17-24	70.8%					

Cincinnati 86 • 13-6,4-2 AAC

#	Player	Total		3-Ptr		Rebounds			PF	TP	A TO Blk Stl					Min
		FG-FGA	FG-FGA	FT-FTA	Off Def Tot	PF	TP	A TO Blk Stl								
04	Angel Rizzor	f	8-13	0-1	3-3	3	4	7	1	19	7	1	0	2	37	
23	Iimar'I Thomas	f	9-11	0-1	1-3	2	5	7	4	19	3	3	1	0	37	
11	Sam Rodgers	g	3-6	2-4	5-6	0	10	10	5	13	6	1	1	0	40	
12	Antoinette Miller	g	4-11	2-5	11-14	1	2	3	1	21	4	2	1	0	38	
30	Florence Sifa	g	4-9	0-0	0-2	2	1	3	5	8	1	1	0	1	14	
02	Aleah Nelson	g	2-4	2-3	0-0	0	3	3	2	6	3	0	0	0	20	
10	Jadyn Scott	g	0-0	0-0	0-0	0	0	0	0	0	0	0	0	0	1	
14	Addaya Moore	g	0-3	0-0	0-0	0	2	2	0	0	0	1	1	0	10	
35	Chellia Watson	g	0-1	0-0	0-0	0	1	1	0	0	0	0	0	0	2	
50	Nesma Khalifa	g	0-0	0-0	0-0	0	1	1	0	0	0	0	0	0	1	
Team					1	0	1									
Totals			30-58	6-14	20-28	9	29	38	18	86	24	9	4	3	200	
1st - FG %:		6-14	42.9%	2nd: 6-14	42.9%	3rd: 10-17	58.8%	4th: 8-13	61.5%	Game: 30-58	51.7%	Deadball		Rebounds		
3FG %:		3-5	60.0%	2-4	50.0%	1-2	50.0%	0-3	0.0%	6-14	42.9%	3				
FT %:		1-2	50.0%	6-8	75.0%	5-7	71.4%	8-11	72.7%	20-28	71.4%					

Officials: Linda Miles, Ron Ledington, Jules Gallien

Technical fouls: Temple-None. Cincinnati-None.

Attendance: 1443

2019-20 Women's Basketball. Round: 0. Cincinnati vs Temple. Played at Fifth Th

Score by periods	1st	2nd	3rd	4th	Total
Temple	16	11	24	30	81
Cincinnati	16	20	26	24	86

Last FG - TEMPLE 4th-00:02, UC 4th-01:12.

Largest lead - TEMPLE by 7 1st-04:58, UC by 17 3rd-04:09.

TEMPLE led for 07:26. UC led for 29:33. Game was tied for 02:48.

Score tied - 3 times.

Lead changed - 3 times.

GAME
18CINCINNATI 85 • HOUSTON 66
JAN. 22, 2020 • FIFTH THIRD ARENA • CINCINNATIOfficial Basketball Box Score -- Game Totals -- Final Statistics
Houston vs Cincinnati
01/22/20 7:00 pm at Cincinnati, OH

Houston 66 • 9-10,2-3 AAC

#	Player		Total		3-Ptr		Rebounds			PF	TP	A				Min
			FG-FGA	FG-FGA	FT-FTA	Off	Def	Tot	To			Blk	Stl			
01	Bria Patterson	f	0-3	0-2	0-0	1	1	2	0	0	1	2	0	0	22	
03	Dorian Branch	f	6-17	1-8	2-2	2	4	6	0	15	4	2	0	1	38	
30	Tatyana Hill	f	7-14	0-0	0-1	6	2	8	4	14	1	1	2	2	26	
05	Dymond Gladney	g	7-16	3-7	0-0	0	1	1	1	17	2	2	0	0	39	
23	Julia Blackshell-Fai	g	6-16	0-1	2-3	1	5	6	2	14	4	0	0	1	38	
22	Keasja Peace		2-7	0-0	2-2	2	0	2	2	6	1	0	2	2	14	
24	Maya Jones		0-4	0-0	0-0	2	3	5	2	0	0	0	1	0	19	
44	Jazmaine Lewis		0-0	0-0	0-0	0	1	1	0	0	0	0	0	0	4	
Team						2	0	2								
Totals			28-77	4-18	6-8	16	17	33	11	66	13	9	5	6	200	
1st - FG %: 9-17 52.9% 2nd: 5-18 27.8% 3rd: 8-20 40.0% 4th: 6-22 27.3% Game: 28-77 36.4% Deadball																
3FG %: 1-3 33.3% 1st: 12-51 23.5% 2nd: 2-2 0.0% 3rd: 2-5 40.0% 4-18 22.2% Rebounds																
FT %: 1-2 50.0% 0-0 0.0% 0-2 100.0% 2-4 50.0% 6-8 75.0% 2																

GAME
21CINCINNATI 60 • USF 55
FEB. 2, 2020 • FIFTH THIRD ARENA • CINCINNATI

Official Basketball Box Score -- Game Totals -- Final Statistics

South Fla. vs Cincinnati
02/02/20 12:00 pm at Cincinnati, OH

South Fla. 55 • 13-9,5-3 AAC

#	Player	Total			3-Ptr			Rebounds			PF	TP	A	TO	Blk	Stl	Min
		FG-FGA	FG-FGA	FT-FTA	Off	Def	Tot										
20	Bethy Mununga	f	0-0	0-0	1-2	2	4	6	4	1	1	3	0	0	0	0	15
31	Beatriz Jordao	c	0-2	0-0	0-0	1	3	4	0	0	0	0	1	0	1	0	12
03	Sydni Harvey	g	3-10	1-3	3-6	0	1	1	5	10	1	4	0	0	0	0	30
04	Elisa Pinzan	g	5-10	3-7	6-8	0	4	4	1	19	4	6	0	3	4	0	30
05	Elena Tsineke	g	4-12	1-5	2-2	0	2	2	2	11	3	6	0	1	1	0	37
00	Enna Pehadzi		0-1	0-1	0-0	0	0	0	0	0	0	0	0	0	0	0	2
12	Cristina Bermejo		0-0	0-0	2-2	1	0	1	0	2	0	4	0	0	0	0	11
21	Shae Leverett		2-5	0-0	1-2	3	8	11	3	5	0	4	3	1	1	0	28
23	Tamara Henshaw		3-6	0-1	1-1	1	10	11	1	7	1	1	1	0	0	0	25
Team						1	3	4									
Totals			17-46	5-17	16-23	9	35	44	16	55	10	30	5	5	5	200	
1st	FG %:	7-15	46.7%	2nd:	5-15	33.3%	3rd:	3-8	37.5%	4th:	2-8	25.0%	Game:	17-46	37.0%	Deadball	
3	FG %:	2-6	33.3%	2	5	40.0%	1	3	33.3%	0	3	0.0%	5	17	29.4%	Rebounds	
FT	FT %:	3-4	75.0%	1	1	100.0%	11	14	78.6%	1	4	25.0%	16	23	69.6%	7,1	

Cincinnati 60 • 14-7,5-3 AAC

#	Player	Total			3-Ptr			Rebounds			PF	TP	A TO Blk Stl				Min
		FG	FGA	FG-FGA	FT	FTA	Off	Def	Tot	A			TO	Blk	Stl		
04	Angel Rizer	f	8-20	0-0	0-1	3	3	6	1	16	1	4	2	1	1	38	
23	Iimar'I Thomas	c	3-8	0-0	2-4	3	4	7	2	8	2	1	0	1	1	33	
11	Sam Rodgers	g	4-11	0-5	2-2	0	2	2	5	10	3	2	1	1	1	33	
12	Antoinette Miller	g	5-20	0-2	4-6	0	3	3	14	5	3	0	8	36			
30	Florence Sifa	g	2-6	0-0	2-2	2	2	4	3	6	1	2	0	0	23		
10	Jadyn Scott		0-0	0-0	0-0	0	1	1	1	0	0	0	0	5			
14	Addaya Moore		3-4	0-0	0-1	3	1	4	1	6	1	0	0	4	25		
35	Chellia Watson		0-1	0-1	0-0	0	1	1	2	0	0	0	0	5			
50	Nesma Khalifa		0-1	0-1	0-0	0	0	0	0	0	0	0	0	2			
Team						2	0	2									
Totals			25-71	0-9	10-16	13	17	30	18	60	13	13	3	15	200		
1st FG %:		5-19	26.3%	2nd: 5-18	27.8%	3rd: 9-19	47.4%	4th: 6-15	40.0%	Game: 25-71	35.2%	Deadball					
3FG %:		0-4	0.0%	0-4	0.0%	0-1	0.0%	0-0	0.0%	0-9	0.0%	Rebounds					
FT %:		3-4	75.0%	0-0	0.0%	4-7	57.1%	3-5	60.0%	10-16	62.5%	3,3					

Officials: Chris Saucedo,Fatou Cissoko-Stephens,Ed Sidlasky
 Technical fouls: South Fla.-None. Cincinnati-None.
 Attendance: 1141
 2019-20 Women's Basketball. Round: 0. Cincinnati vs South Fla.. Played at Fift

Score by periods	1st	2nd	3rd	4th	Total
South Fla.	19	13	18	5	55
Cincinnati	13	10	22	15	60

Last FG - USF 4th-03:45, UC 4th-01:50.
 Largest lead - USF by 13 2nd-01:58, UC by 5 4th-00:07.
 USF led for 35:43. UC led for 03:38. Game was tied for 00:39.

Points	In	Off	2nd	Fast	Bench
USF	16	6	9	7	14
UC	28	16	9	8	6

Score tied - 1 time.
 Lead changed - 3 times.

GAME
23CINCINNATI 78 • TULSA 53
FEB. 12, 2020 • FIFTH THIRD ARENA • CINCINNATI

Official Basketball Box Score -- Game Totals -- Final Statistics

Tulsa vs Cincinnati
02/12/20 7:00 pm at Cincinnati, OH

Tulsa 53 • 6-18,1-10 AAC

#	Player	Total			3-Ptr			Rebounds			PF	TP	A TO Blk Stl				Min
		FG	FGA	FG-FGA	FT	FTA	Off	Def	Tot	A			TO	Blk	Stl		
00	Kendrian Elliott	f	10-18	0-0	1-2	1	5	6	2	21	1	0	1	0	1	34	
04	Addison Richards	f	2-6	1-2	0-0	2	1	3	0	5	1	1	0	0	0	26	
15	KK Rodriguez	g	2-9	0-1	0-0	0	1	1	1	4	3	3	1	1	28		
21	Rebecca Lesca	g	2-9	0-0	0-0	0	5	5	1	4	3	1	0	1	23		
22	Morgan Brady	g	2-7	0-2	0-0	0	2	2	0	4	4	2	0	0	23		
01	Destiny Johnson		3-7	0-0	2-3	3	0	3	5	8	1	3	0	1	26		
11	Maddie Bittle		1-2	1-2	1-2	0	4	4	1	4	1	3	0	1	20		
00	Elin Hrafnkelssdottir		0-1	0-1	0-0	0	0	0	1	0	0	0	0	1	9		
25	Emma Duerr		0-1	0-0	0-0	0	1	1	0	0	0	0	0	0	3		
32	Desiree Lewis		1-1	0-0	1-1	1	2	3	2	3	0	3	0	0	8		
Team						3	2	5									
Totals			23-61	2-8	5-8	10	23	33	13	53	14	16	2	6	200		
1st - FG %:		6-15	40.0%	2nd: 4-13	30.8%	3rd: 7-17	41.2%	4th: 6-16	37.5%	Game: 23-61	37.7%	Deadball					
3FG %:		1-2	50.0%	0-1	0.0%	0-2	0.0%	1-3	33.3%	2-8	25.0%	Rebounds					
FT %:		2-3	66.7%	2-4	50.0%	1-1	100.0%	0-0	0.0%	5-8	62.5%	2,1					

Cincinnati 78 • 16-7,7-3 AAC

#	Player		Total			3-Ptr			Rebounds			PF	TP	A	TO	Blk	Stl	Min
			FG-FGA	FG-FGA	FT-FTA	Off	Def	Tot	Off	Def	Tot							
04	Angel Rizer	f	6-11	0-0	3-6	7	6	13	2	15	2	2	1	2	27			
23	Iimar'I Thomas	f	9-14	0-0	3-3	5	6	11	2	21	2	1	1	2	28			
11	Sam Rodgers	g	5-11	5-8	0-0	0	3	3	0	15	4	0	0	0	28			
12	Antoinette Miller	g	6-15	0-6	3-4	0	0	0	1	15	4	1	0	1	28			
30	Florence Sifa	g	1-1	0-0	0-0	0	0	0	0	2	1	2	1	1	16			
02	Aleah Nelson		2-4	1-2	0-0	2	1	3	1	5	1	3	0	1	17			
03	Jada Scott		0-1	0-0	1-2	1	0	1	1	1	0	0	0	0	3			
10	Jadyn Scott		2-5	0-0	0-0	1	3	4	2	4	0	2	0	0	15			
14	Addaya Moore		0-2	0-0	0-0	1	4	5	0	0	1	0	3	0	15			
21	Jordan Tuff		0-3	0-3	0-0	0	1	1	0	0	1	0	0	0	7			
33	Sofia Gritzali		0-0	0-0	0-0	1	0	1	0	0	0	0	0	0	2			
35	Chellia Watson		0-1	0-1	0-0	0	1	1	0	0	1	0	0	0	6			
50	Nesma Khalifa		0-2	0-1	0-0	0	1	1	1	0	1	0	1	0	8			
Team						0	3	3										
Totals						31	29	47	10	78	18	12	7	7	200			
1st - FG %:			12-18	66.7%	2nd: 7-21	33.3%	3rd: 7-15	46.7%	4th: 5-16	31.3%	Game: 31-70	44.3%	Deadball					
3FG %:			3-5	60.0%	0-5	0.0%	2-4	50.0%	1-7	14.3%	6-21	28.6%	Rebounds					
FT %:			0-0	0.0%	1-4	25.0%	7-8	87.5%	2-3	66.7%	10-15	66.7%	2					

Officials: Bruce Morris,Angela Lewis,Bryan Brunette
 Technical fouls: Tulsa-None. Cincinnati-None.
 Attendance: 1952
 2019-20 Women's Basketball. Round: 0. Cincinnati vs Tulsa. Played at Fifth Thi

Score by periods	1st	2nd	3rd	4th	Total
Tulsa	15	10	15	13	53
Cincinnati	27	15	23	13	78

Last FG - TULSA 4th-00:10, UC 4th-04:14.
 Largest lead - TULSA None, UC by 28 3rd-06:06.
 TULSA led for 00:00. UC led for 39:30. Game was tied for 00:30.

Points	In	Off	2nd	Fast	Bench
TULSA	36	12	8	9	15
UC	42	12	21	9	10

Score tied - 0 times.
 Lead changed - 0 times.

GAME
22CINCINNATI 73 • SMU 58
FEB. 8, 2020 • MOODY COLISEUM • DALLAS, TX

Official Basketball Box Score -- Game Totals -- Final Statistics

Cincinnati vs SMU
02/08/20 2:00 pm at Dallas, TX

Cincinnati 73 • 15-7,6-3 AAC

#	Player		Total			3-Ptr			Rebounds			PF	TP	A TO Blk Stl				Min
			FG-FGA	FG-FGA	FT-FTA	Off	Def	Tot	Off	Def	Tot			A	TO	Blk	Stl	
04	Angel Rizer	f	4-15	0-0	1-2	6	7	13	3	9	5	5	3	2	32			
23	Ilmar'I Thomas	f	8-12	0-1	3-3	5	2	7	2	19	0	3	2	2	30			
11	Sam Rodgers	g	5-9	3-5	2-2	0	3	3	1	15	2	3	0	2	37			
12	Antoinette Miller	g	5-13	2-4	0-1	0	2	2	4	12	5	2	0	1	32			
30	Florence Sifa	g	1-6	0-0	4-4	3	2	5	4	6	1	0	0	3	21			
02	Aleah Nelson	g	0-1	0-0	0-0	1	0	1	2	0	3	0	0	0	18			
10	Jadyn Scott		1-2	0-0	1-2	1	3	4	0	3	0	1	1	0	9			
14	Addaya Moore		1-2	0-0	1-2	0	2	2	1	3	2	1	2	2	16			
21	Jordan Tuff		1-1	1-1	1-2	0	0	0	0	4	0	0	0	0	1			
50	Nesma Khalifa		1-2	0-1	0-0	0	0	0	0	2	0	0	0	0	4			
	Team					0	1	1										
Totals			27-63	6-12	13-18	16	22	38	17	73	18	15	8	12	200			
1st - FG %:			4-14	28.6%	2nd: 8-17	47.1%	3rd: 10-16	62.5%	4th: 5-16	31.3%	Game: 27-63			42.9%	Deadball			