



CINCINNATI™

2022 BASEBALL GAME NOTES



2022 SCHEDULE / RESULTS

DATE	OPPONENT	TIME/RESULT
02/18	@ FGCU	W, 9-6
02/19	@ FGCU	W, 15-14
02/19	@ FGCU	L, 10-5
02/20	@ FGCU	L, 16-8
02/25	@ North Alabama	L, 5-2
02/26	@ North Alabama	Canceled
02/26	@ North Alabama	Canceled
02/27	@ North Alabama	Canceled
03/02	OHIO STATE	W, 5-4
03/04	NORTHWESTERN	W, 5-4
03/05	NORTHWESTERN	L, 10-8
03/05	NORTHWESTERN	W, 4-2
03/06	NORTHWESTERN	W, 16-5
03/08	@ Indiana	L, 7-0
03/11	Michigan State	L, 10-8
03/12	Kansas	Canceled
03/13	Western Carolina	L, 8-6
03/14	@ USC Upstate	L, 8-3
03/15	@ Wofford	L, 8-1
03/18	SAINT JOSEPH'S	L, 9-6
03/19	SAINT JOSEPH'S	W, 7-6
03/19	SAINT JOSEPH'S	W, 12-1
03/20	SAINT JOSEPH'S	W, 18-9
03/25	XAVIER	L, 8-7
03/27	@ Xavier	L, 8-7
03/28	Xavier	L, 6-5
03/30	XAVIER	L, 10-6
04/01	ECU *	W, 7-3
04/02	ECU *	L, 8-4
04/03	ECU *	L, 12-10
04/06	Wright State	W, 7-4
04/08	HOUSTON *	L, 5-4
04/09	HOUSTON *	W, 13-3
04/10	HOUSTON *	W, 9-6
04/12	@ Louisville	6 p.m.
04/14	@ Wichita State *	7 p.m.
04/15	@ Wichita State *	7 p.m.
04/16	@ Wichita State *	1 p.m.
04/20	INDIANA	6 p.m.
04/22	USF *	5 p.m.
04/23	USF *	4 p.m.
04/24	USF *	Noon
04/29	@ ECU *	6:30 p.m.
04/30	@ ECU *	4 p.m.
05/01	@ ECU *	1 p.m.
05/03	WRIGHT STATE	6 p.m.
05/06	@ Tulane *	7:30 p.m.
05/07	@ Tulane *	3 p.m.
05/08	@ Tulane *	2 p.m.
05/11	NKU	11 a.m.
05/13	MEMPHIS *	5 p.m.
05/14	MEMPHIS *	4 p.m.
05/15	MEMPHIS *	Noon
05/17	@ Ohio State	6:05 p.m.
05/19	@ UCF *	6 p.m.
05/20	@ UCF *	6 P.M.
05/21	@ UCF *	6 P.M.

AAC CHAMPIONSHIP

• May 24-29 (Clearwater, Florida • BayCare Ballpark)
 * - AAC game; Home games, in **BOLD CAPS**, played at UC Baseball Stadium. Times and dates subject to change.

All home games will be broadcasted on ESPN+.

CINCINNATI

BEARCATS

vs

#3 LOUISVILLE

CARDINALS

APRIL 12, 2022 • JIM PATTERSON STADIUM • LOUISVILLE, KY.

CINCINNATI	SERIES INFORMATION	#3 LOUISVILLE
2022 Record13-17, 3-3 AAC	Live StatsBearcatStats.com	2022 Record23-8, 9-3 ACC
Head CoachScott Googins	WatchACC Network	Head CoachDan McDonnell
Record at UC108-110 (5th)	Series RecordUC trails 86-101	School Record669-274 (16th)
Career Record449-467 (17th)	Last Meeting2021	Career RecordSame

PROBABLE STARTING PITCHERS

TUESDAY, APRIL 12
6 p.m. • ACC Network
RHP Zach Segal
vs. TBD

CINCINNATI - The University of Cincinnati baseball team travels to Louisville for a Wednesday matchup against the third-ranked Cardinals on Tuesday. First pitch is set for 6:00 p.m. ET.

The games will be streamed on ACC Network and live stats will be available at BearcatStats.com.

SERIES BUSINESS

- UC trails in the all-time series against Louisville, 86-101. The teams have split the last four games.

SETTING THE STAGE

- UC is coming off a 3-1 week that included a home win against Wright State and a series win against Houston. The Bearcats are 3-3 in AAC play.
- Louisville won two of three against #20 North Carolina this past weekend, including back-to-back extra inning wins.

ABOUT THE BEARCATS

- The Bearcats average 7.2 runs per game, which ranks second in the American Athletic Conference and is only 0.1 off the leader Tulane (7.3).
- The Bearcats have two players in the top-5 in home runs in the conference. Griffin Merritt is tied for first with 10 and Ryan Nicholson ranks fifth with eight of his own. Paul Komistek's 46 hits trail the conference leader by one.
- Cincinnati is the only team in the AAC that has five starters with five or more home runs - Merritt (10), Nicholson (8), Komistek (5), Cole Harting (5) and Joe Powell (5). Those five alone have accounted for 75% of the team's home runs and over 62% of the RBIs.
- Merritt (1.139), Komistek (1.080) and Powell (1.229) each have over a 1.000 OPS, and Komistek (.397) and Powell's (.368) batting averages rank second and sixth in the AAC, respectively.
- As a team, UC has hit 44 homers and 1.47 homers per game, both of which are best in the conference and in the top-36 nationally. The team also leads the AAC in slugging percentage (.494) and is second in batting average (.284).

PROBABLE STARTING LINEUP

NO.	NAME (B/T)	POS	HT	WT	YR	HOMETOWN	AVG	GP-GS	R	H	RBI	SB
32	Paul Komistek (R/R)	OF	6-2	200	r-Jr.	Knoxville, Tenn.	.397	30-30	30	46	19	4
15	Joe Powell (R/R)	C	5-10	160	r-So.	Mason, Ohio	.368	24-22	19	28	20	2
8	Griffin Merritt (R/R)	OF	6-2	225	r-Jr.	Cincinnati, Ohio	.333	28-27	22	34	30	2
44	Ryan Nicholson (L/L)	INF	6-3	215	r-So.	Louisville, Ky.	.278	30-30	25	32	24	5
10	Cole Harting (R/R)	OF	5-11	205	So.	West Chester, Ohio	.315	29-29	31	34	26	6
28	Kerrington Cross (R/R)	INF	6-0	200	r-Fr.	Brownsburg, Ind.	.290	28-26	24	29	16	7
3	JP Sponseller (L/R)	OF	5-10	200	r-So.	Mason, Ohio	.211	24-20	16	16	16	1
14	Wyatt Stapp (L/R)	INF	6-1	205	r-Sr.	Keller, Texas	.292	20-20	11	21	12	1
26	Max Palmieri (R/R)	INF	5-9	175	r-So.	Maineville, Ohio	.243	19-12	5	9	6	1

THE AMERICAN ON ESPN+

All 25 Cincinnati home baseball games will air on ESPN+. Most conference road games will be aired on ESPN+. Visit the opposing team's website for more information on its broadcast schedule.

Visit gobearcats.com/espn to subscribe and stream all the Bearcats' games this season.

SERIES ROTATION

GAME 1



ZACH SEGAL RHP **#43**
 2022 STATS: 0-1, 25.0 IP, 8.28 ERA, 16 K's

Height: 6-0 **Year:** Redshirt Sophomore
Weight: 195 **Hometown:** Carmel, Ind.
B/T: R/R **High School:** Carmel

LAST START

Threw just two innings against East Carolina, giving up four hits and six runs.

2021 RECAP

Segal appeared in 18 games with 9 starts on the mound in 2021. He pitched 70 innings with 44 strikeouts, a 5-4 record, and 2 saves. He recorded 6 strikeouts at East Carolina on April 1, 2021 and pitched 8 innings at Houston on May 7, 2021.

2022 GAME LOG (5 STARTS, 7 APPEARANCES)

BEARCATS RECORD: 2-5

DATE	OPP	DEC	IP	H	R	ER	HR	BB	K	NP	ERA
2/19	at FGCU	ND, W, 15-14	1.0	0	0	0	0	0	0	10	0.00
2/20	at FGCU	ND, L, 16-8	2.2	2	1	0	0	2	1	42	0.00
3/4	Northwestern	ND, L, 10-8	5.0	5	4	4	0	1	7	86	7.20
3/13	vs. WCU	L, 8-6	5.0	7	6	5	1	2	4	82	9.00
3/19	Saint Joseph's	ND, W, 7-6	4.2	7	5	5	0	5	2	85	9.64
3/28	vs Xavier	ND, L, 6-5	4.2	6	3	3	0	3	2	83	5.79
4/3	East Carolina	ND, L, 12-10	2.0	4	6	6	0	2	0	49	27.00
TOTALS		0-1	25.0	31	25	23	1	15	16	437	8.28

QUICK FACTS

GENERAL

Location Cincinnati, OH 45221
 Founded 1819
 Enrollment 46,710
 Conference American Athletic
 Nickname Bearcats
 Colors Red (PMS 186) & Black
 Home Field UC Baseball Stadium
 President Neville G. Pinto, PhD
 Director of Athletics John Cunningham
 Faculty Representative Brian Hatch, PhD

HISTORY

First Year of Baseball 1888
 All-Time Record 1,642-1804-21
 No. Yrs in NCAA Tournament/Last 6/2019
 Last NCAA Post-Season Opponent Creighton, L, 6-1

COACHING STAFF

Head Coach Scott Googins (Ohio Wesleyan '91)
 Overall Record (Year) 449-467 (17th)
 Record at Cincinnati (Year) 108-110 (5th)
 Assistant Coach JD Heilmann (Cincinnati '97)
 Year at Cincinnati Fifth/10th
 Assistant Coach Kyle Sprague (Malone '11)
 Year at Cincinnati Fifth
 Volunteer Assistant Lee Sponseller (Ohio Dominican '17)
 Year at Cincinnati Second

SUPPORT STAFF

Director of Operations Andy Nagel (7th season)
 Athletic Trainer Mary Ankrom (5th season)
 Strength & Conditioning Chaz Calloway (7th season)

2021 INFORMATION

Overall Record: 29-26
 Home 17-8
 Road 12-16
 Neutral 0-2
 Conference Record 18-14
 Home 10-6
 Road 8-8
 Finish 4th
 2021 AAC Championship 0-2

2022 TEAM

Position Starters Returning/Lost: 6/3
 Pitching Starters Returning/Lost: 2/2

2022 SCHEDULE INFORMATION

Home/Away, Neutral Games: 24/27/4
 American Home/Away Games: 12/12
 Non-Conf. Home/Away, Neutral Games: 12/15/4

COMMUNICATIONS

Baseball Contact Alex Pepke
 Phone 412-996-5598
 Email pepkeaj@mail.uc.edu
 Secondary Baseball Contact Connor Boyle
 Phone 513-556-2234
 Email boylecpc@ucmail.uc.edu

FOLLOW THE BEARCATS

For all the latest information on Cincinnati baseball, please visit GoBEARCATS.com. For up-to-the-minute updates, follow UC baseball (@GoBearcatsBase) on Twitter, Instagram and Facebook.

MATCHING THEM UP

BATTING	AVG	OPS	GP	AB	R	H	2B	3B	HR	RBI	TB	SLG%	BB	HBP	SO	GDP	OB%	SF	SH	SB-A
Cincinnati	.284	.875	30	1008	217	287	59	10	44	191	498	.494	148	17	282	13	.381	11	11	35-50
Louisville	.320	.981	31	1120	303	358	65	16	54	276	617	.551	181	47	244	17	.430	16	11	62-72

PITCHING	ERA	WHIP	W-L	APP	CG	SH	SV	IP	H	R	ER	BB	SO	2B	3B	HR	AB	AVG	WP	HBP	BK	SFA	SHA
Cincinnati	6.57	1.73	13-17	106	2	0	3	250.2	290	215	183	144	233	71	9	30	996	.291	24	44	4	10	10
Louisville	4.96	1.46	23-8	155	0	0	7	283.0	275	189	156	138	303	51	6	34	1083	.254	29	37	2	11	14

ELITE OFFENSE

- The Bearcats rank 36th in the nation with 44 homers and 32nd in homers per game (1.47), both of which are tops in the AAC.
- In the conference, UC leads in slugging % (.494), is second in runs scored per game (7.2), second in batting average (.284) and first in total bases (497). Its .381 on-base percentage is good for third in the AAC.
- Joe Powell (.750) and Griffin Merritt (.735) rank first and second, respectively, in the AAC in slugging percentage. Those numbers are good for 29th and 34th in the country.

HOME COOKING

- UC won its first home game against Ohio State, 5-4. That marks the sixth-straight year it has won its home opener.
- Cincinnati followed that up by winning three of four against Northwestern, starting the year 4-1 at home.
- The Bearcats have a 295-185 (.613) all-time record at UC Baseball Stadium and have only had three seasons with a .500 winning percentage or lower at home.
- Since 2016, the team's home record is 103-56 (.647).
- The Bearcats finished up a stretch where they played 13 of 15 games at home.

CARDIAC 'CATS

- The Bearcats have already ended four games this year with walk-offs - two homers, a triple and a wild pitch.
- On March 2, Cam Scheler hit a pinch-hit walk-off homer to right field to beat Ohio State.
- Just three days later on March 5, Cole Harting hit his first homer of the year at the perfect time, driving one to right to beat Northwestern, 4-2.
- Joe Powell hit a two-run triple to deep center against Houston on April 9 to walk-off against the Cougars.

BEARCATS IN THE OUTFIELD

- Three Bearcats were named to the preseason All-AAC team - OF Paul Komistek, OF Cole Harting and OF Griffin Merritt.
- Harting, a sophomore, hit .289, led the team in runs (49, 5th in AAC) and tied for the team-lead in home runs (10) in his true freshman season.
- Merritt, a junior, tied with Harting for the team-lead in home runs (10), was third in RBIs (38) and ranked fifth in OPS (.873).
- All three landed on D1 Baseball's Preseason Top 150 Outfielders list. Komistek was ranked 26th in the nation, Harting was placed at 77th and Merritt came in at 127th.

LAST TIME VS THE CARDINALS

- The last time UC and Louisville played was on March 30, 2021 when the Bearcats walked off the No. 5 Cardinals and won 13-12 in 10 innings.
- Redshirt sophomore infielder and Louisville native Ryan Nicholson hit a walk-off single into right field to score Josh Hegemann.
- The Bearcats belted four homers in the game, two by Eric Santiago, and had 14 hits in total.
- Beau Keathley recorded his first win of the season, throwing two innings of one-hit ball to upset No. 5 Louisville in a four-hour eight-minute game.
- The win marked UC's first win over Louisville since March 21, 2017.

A NEW STANDARD

- UC was picked by the conference's coaches to finish in third place in the AAC in 2022, which is the highest since joining the conference for the 2014 season.
- The highest the Bearcats have ever been picked to finish in the AAC prior to this year was fifth in 2017.

GOING, GOING, GONE

- After the first weekend of college baseball this year, UC led the nation in home runs with nine. They now rank first in the conference and 36th in the nation with 44.
- Harting, Komistek and Powell have five each, Nicholson has eight and Merritt has 10 long balls.
- Joe Powell has his five homers in only 76 at-bats, averaging one every 15.2 ABs.
- The Bearcats launched 67 homers during the 2021 season, which ranked third in the conference. They are on pace for 77 right now.

KOMISTEK RAKES

- Through 30 games, Komistek is second in the AAC with a .397 batting average and is second in the league in hits with 46.
- He's second on the team in runs (30), ranks second in total bases (69), third in homers (5) and third in slugging % (.595).
- His .485 on-base percentage is the second-highest in the conference. In his last eight games, Komistek is hitting .500 (15-30), scored 10 times and walked four times.
- The redshirt junior outfielder from Knoxville, Tenn. was named the 2022 Preseason AAC Player of the Year by the league's coaches.
- In the conference, he ranked second in BA (.364), third in slugging percentage (.599) and second in on-base percentage (.459), which all led UC in 2021.
- Komistek is only the second UC player to be named the AAC Preseason Player of the Year. The other was Ian Happ in 2015, who is now an outfielder for the Chicago Cubs.

MILESTONE WATCH

- Head coach Scott Googins now has 108 wins at UC in his five seasons, which is the third-most for a Bearcats coach. He ranks behind only Brian Cleary (434) and Glenn Sample (391).
- Tristan Weaver recorded his 150th career strikeout on March 25 against Xavier. He now has 153 in his career (30 at UC, 123 at Indiana State).
- Coming into this season, Komistek has a career .579 slugging percentage and a .442 on-base percentage. The slugging percentage would rank eighth all-time in UC history and the on-base percentage would rank sixth.

AAC PLAY

- The Bearcats went 1-2 against ECU in the opening weekend of AAC play, but bounced back and went 2-1 against Houston.
- Coming into this week, head coach Scott Googins has a 46-40 (.530) record at UC in conference play.
- The Bearcats will follow the Wichita State series with two more home series and two more road series, ending with three games against UCF on May 19-21 before the conference tournament begins on May 24.

NOTES

WEEKLY HONORS

AAC PLAYER OF THE WEEK

NAME	HONOR [Date]
Beau Keathley	Pitcher of the Week - March 21

HONOR ROLL

NAME	DATE
Paul Komistek	Feb. 21
JP Sponseller	March 7
Cole Harting	April 11

COLLEGIATE BASEBALL'S PLAYER OF THE WEEK

NAME	HONOR [Date]
JP Sponseller	March 7

PRESEASON ALL-AAC

Paul Komistek (OF), Cole Harting (OF), Griffin Merritt (OF)
Paul Komistek - AAC Preseason Player of the Year

CURRENT PRO PLAYERS

MAJOR LEAGUE BASEBALL

NAME	TEAM
Ian Happ	Chicago Cubs
Josh Harrison	Chicago White Sox
Art Warren	Cincinnati

MINOR LEAGUE BASEBALL

NAME	TEAM
Cam Alldred	Indianapolis (AAA - Pittsburgh)
AJ Bumpass	Free Agent
Ryan Noda	Tulsa (AA - Los Angeles)
Manny Rodriguez	Binghamton (AA - NY Mets)
Joey Weimer	Wisconsin (High A - Milwaukee)
Garrett Schoenle	ACL (Rookie - White Sox)
Evan Shawver	ACL (Rookie - Colorado)

INDEPENDENT

NAME	TEAM
AJ Kullman	USPBL
Jace Mercer	Frontier League
JT Perez	Frontier League

2022 AMERICAN CONFERENCE STANDINGS

SCHOOL	AAC	AAC%	OVERALL	%	H	A	N	STK
Tulane	5-1	0.833	22-10-1	0.682	14-6-1	8-4	0-0	L1
UCF	5-1	0.833	20-12	0.625	14-7	6-5	0-0	W2
East Carolina	4-2	0.667	18-15	0.545	11-8	7-7	0-0	L1
Houston	3-3	0.500	21-11	0.656	15-4	6-4	0-3	L2
Cincinnati	3-3	0.500	13-17	0.433	11-7	2-7	0-3	W2
Wichita State	2-4	0.333	13-18	0.419	6-6	7-11	0-1	W1
South Florida	1-5	0.167	19-13	0.594	16-7	3-6	0-0	W1
Memphis	1-5	0.167	13-15	0.464	9-11	4-4	0-0	L2

THE BULLPEN CREW

- Jackson Murphy (22), Max Bergmann (16), Beau Keathley (14) and Aiden Bradbury (10) were all among the team leader bullpen appearances last season.
- Bergmann has thrown 33.1 innings, including five outings where he's gone four or more innings in relief.
- Evan Kemp has a 2.70 ERA in seven appearances out of the bullpen so far.
- In his last three appearances, Alex Shea has thrown six innings while giving up two hits and striking out nine.
- Chase Hopewell looks like he's settling in on the mound, allowing only two runs in his last 6.2 innings pitched. He also recorded his first career save on April 6 against Wright State.
- Murphy earned his second win of the season against Wright State on April 6, and threw two more shutout innings against Houston. Five of his last six outings have been scoreless.

SHUT 'EM DOWN

- Conner Linn pitched a quality start in his first-ever start, going 6.1 innings while only giving up three runs. He now has a 3.60 ERA in four starts and threw six innings of one-run ball against ECU on April 1.
- Tristan Weaver threw a seven-inning complete game against Northwestern on March 4, striking out six.
- In his first career home start, Garrett Harker was one out shy from throwing a seven-inning complete game.
- Beau Keathley earned AAC pitcher of the week after throwing six shutout innings against Saint Joseph's while striking out 12 batters on March 19.

OPENING DAY IN CINCY

- The Bearcats hosted Ohio State on March 2 for opening day, scheduled less than 48 hours before first pitch.
- Fans set a new stadium attendance record at 2,451.
- The game ended on Cam Scheler's pinch-hit walk-off home run in the ninth-inning.

WELCOME TO CLIFTON

- JP Sponseller, a redshirt sophomore outfielder, came from Elon and now has a three-homer game to his name, the first by a UC player since 2007. His older brother, Lee, is a volunteer assistant coach in the program.
- Tristan Weaver is a LHP that came to UC from Indiana State. He has started six games and has 30 strikeouts.
- Other transfers include Ryan Steckline (LHP, Monmouth), Max Palmieri (INF, Lincoln Memorial) and Kameron Guidry (INF, Georgia).
- Palmieri put together a three-hit performance against Xavier on March 28, and drove in four runs in the series against ECU.

BEARCATS WITH A BRIGHT FUTURE

- UC placed two players in D1 Baseball's top-10 AAC prospects for the 2023 MLB Draft with Harting (No. 4) and Harker (No. 9) both earning spots on the list.
- UC was also represented in the AAC prospect ranking for the 2022 MLB Draft. Hopewell (No. 21); Komistek (No. 24); Nicholson (No. 31); Powell (No. 33) and Merritt (No. 36) all garnered attention as draft-eligible players.
- Both Harker (No. 6) and catcher Boston Smith (No. 10) were named impact freshman to watch in 2022.



UC BASEBALL STADIUM

HOME OF THE BEARCATS

YEAR-BY-YEAR RECORD - UC BASEBALL STADIUM

YEAR	W	L	YEAR	W	L
2004	1	2	2014	13	9
2005	16	13	2015	10	14
2006	22	10	2016	18	7
2007	20	10	2017	15	11
2008	23	11	2018	19	11
2009	21	13	2019	16	12
2010	18	12	2020	7	0
2011	19	1	2021	17	8
2012	10	20	2022	11	7
2013	19	16	TOTAL	296	187
				(.613 winning percentage)	

OPENED: 2004

CAPACITY: 3,085

DIMENSIONS: 325-370-400-370-325

SURFACE: Motz Group TriplePlay HP

UC Baseball Stadium has been the home of the Cincinnati Bearcats baseball team since the end of the 2004 season.

The first game played at the 3,085-seat, on-campus facility occurred on May, 20 2004 when the Bearcats hosted UAB in the final series of 2004. The opening game was played on a Thursday night, before a crowd of 2,200.

Since its opening, the stadium has seen a UC great recognized within the facility. In May 2005, coaching legend Glenn Sample was honored with the walkway outside the field being named Glenn Sample Way. Sample, Ed Jucker and Kevin Youkilis have their numbers retired on the left-field wall.

The stadium, which was voted the favorite road stadium in the BIG EAST Conference to visit, is located directly east of the spot where Johnny Bench Field, UC's previous home, sat for a number of years.

Acting on a recommendation by President Neville G. Pinto, the UC Board of Trustees unanimously voted on June 23, 2020 to remove the name of the late Cincinnati Reds owner and philanthropist Marge Schott from the university's baseball stadium and a second space. The stadium held the name of Marge Schott Stadium from 2006-2020.

FEATURES

- Batting Cages
- Indoor batting cages and pitcher's mound
- A fully equipped press box with private viewing areas
- A player's clubhouse and lounge
- Dressing rooms for coaches
- Full laundry and equipment facilities
- State-of-the-art training room
- Fully-lighted playing field

THE LAST TIME A BEARCATS PLAYER ...

Hit for the cycle.....	Anthony Snowell; May 7, 1999 vs. Saint Louis
Hit a grand slam.....	Cole Harting; April 10, 2022 vs. Houston
Hit a walk-off homerun.....	Cole Harting March 5, 2022 vs Northwestern
Hit a walk-off base hit.....	Joe Powell vs. Houston, April 10, 2022
Walk-off RBI without a hit.....	bases-loaded HBP; Feb. 24, 2013 vs. Western Carolina
Led off the game with a homerun.....	Joe Powell, March 13, 2022 vs. Western Carolina
Hit back-to-back homeruns.....	Powell-Nicholson, 3rd inning vs ECU, April 3, 2022
Hit back-to-back-to-back homeruns.....	Singer-McMillin-Hinton; April 21, 1999 vs Ohio, 9th inning
Hit two homeruns in a game.....	JP Sponseller; 3; March 5, 2022 vs. Northwester, Game 2
Hit 3+ homeruns in a game.....	JP Sponseller; 3; March 5, 2022 vs. Northwester, Game 2
Hit a homerun in two straight games.....	Ryan Nicholson vs Xavier, March 28 and 30, 2022
Hit a homerun in three straight games.....	Ryan Nicholson at FGCU, Feb. 19 (1), 19 (2) and 20, 2022
Hit an inside-the-park homerun.....	Paul Komistek; March 29, 2020 vs Oakland
Hit two doubles in a game.....	Joe Powell vs. Saint Joseph's, March 19, 2022
Hit three doubles in a game.....	Jace Mercer, May 9, 2021 at Houston
Hit two triples in a game.....	Kerrington Cross; March 19, 2022 vs Saint Joseph's
Had four hits in a game.....	Paul Komistek; April 2, 2022 vs. ECU
Had five hits in a game.....	Paul Komistek; Feb. 19, 2022 at FGCU
Had 6+ hits in a game.....	Cole Harting, 6 at Xavier, March 20, 2021
Had four RBIs.....	Cole Harting; 5; April 10, 2022 vs. Houston
Had five RBIs.....	Cole Harting; 5; April 10, 2022 vs. Houston
Had 6+ RBIs.....	JP Sponseller; 7; March 5, 2022 vs. Northwester, Game 2
Scored three runs.....	Cole Harting, Paul Komistek; 3; April 9, 2022 vs. Houston
Scored four runs.....	JP Sponseller; 4; March 5, 2022 vs. Northwester, Game 2
Scored 5+ runs.....	Jace Mercer, 5; February 28, 2020 vs Oakland
Stole 3+ bases.....	Jace Mercer, 3; April 16, 2021 at Memphis
Walked three times.....	Kerrington Cross; March 30, 2022 vs Xavier
Walked four times.....	Griffin Merritt vs vs. #5 Louisville, March 29, 2021
Had 15+ putouts.....	Cam Scheler - C, 16; Feb. 27, 2021 at WKU (Game 2)
Has 20+ putouts.....	Ryan Noda - 1B, 21; April 12, 2015 vs. Memphis
Had 8+ assists.....	Manny Rodriguez - SS, 9; April 28, 2017 at UConn
Threw a complete game.....	Beau Keathley, April 9, 2022 vs. Houston (7 innings)/Garrett Schoenle, May 7, 2021 at Houston, Game 1, (9 innings)
Threw a complete-game shutout.....	J.T. Perez; April 20, 2018 vs #24 UConn
Threw a complete game in back-to-back appearances.....	Tristan Hammans; April 14/21, 2015 vs. Xavier/Louisville
Two Bearcats threw consecutive complete games.....	Walker/Walsh; April 9/11, 2014, vs. Miami (OH)/UConn
Three Bearcats threw consecutive complete games.....	Orndorff/Zellner/Perez; May 8/13/14, 2016, vs. UCF/ Houston
Threw 10 or more strikeouts.....	Beau Keathley, 12; March 20, 2022 vs. Saint Joseph's
Pitched more than 9 innings in a game.....	B.J. Borsia, 9.2; May 18, 2002 vs. Saint Louis
Struck out four batters in an inning.....	Tony Cento; May 7, 1999 vs. Saint Louis
Threw a no-hitter.....	Chris Murphy; April 15, 1995 vs IUPUI

THE LAST TIME UC ...

Had 15-19 hits.....	18 vs. Saint Joseph's, March 20, 2022
Had 20+ hits.....	20 at Xavier, March 21, 2021
Scored 10-14 runs.....	13 vs. Houston, April 9, 2022
Scored 15-19 runs.....	18; Saint Joseph's, March 20, 2022
Scored 20+ runs.....	22 at Xavier, March 20, 2021
Scored 10+ runs in one inning.....	10 runs, 6th inning; March 19, 2006 vs. Oakland
Hit 5+ doubles.....	5; vs. ECU, April 3, 2022
Hit 3+ triples.....	3; April 10, 2019 vs Miami
Hit three homeruns.....	vs Saint Joseph's, March 20, 2022
Hit four homeruns.....	vs. Northwestern, March, 5, 2022, Game 2
Hit 5+ homeruns.....	5 at Xavier, March 20, 2021
Stole five bases.....	vs. Tulane, May 21, 2021
Stole six bases.....	March 24, 2019 at USF
Stole 7+ bases.....	8; February 28, 2020 vs Oakland
Played 10 innings.....	vs. #11 East Carolina, May 14, 2021 (Game 2)
Played 11 innings.....	at FGCU, Feb. 19, 2022 (Game 1)
Played 12+ innings.....	12; February 26, 2021 at WKU
Swept a 3-game series.....	vs. Western Michigan, March 12-14, 2021
Was swept in a 3-game series.....	March 25-28, 2021 vs Xavier
Swept a 4-game series.....	March 25-30, 2022 vs. Xavier
Was swept in a 4-game series.....	April 1-3, 2021 at #11 ECU
Swept a double-header.....	March 19, 2022 vs. Saint Joseph's
Was swept in a double-header.....	April 3, 2021 at #11 ECU
Turned a triple play.....	8-6-3; at May 7, 2019 at Miami

2022 CINCINNATI BASEBALL

ROSTER

ALPHABETICAL

#	NAME	POS.	HT.	WT.	B/T	YR	HOMETOWN/PREVIOUS SCHOOL
18	Max Bergmann	RHP	6-3	195	R/R	So.	Georgetown, Ind./St. Xavier (Ky)
41	Aiden Bradbury	RHP	6-3	202	R/R	So.	Carmel, Ind./Carmel
16	Dondrae Bremner	INF	6-2	199	L/R	R-Sr.	Toronto, Canada/Bill Crothers Secondary
28	Kerrington Cross	INF	6-0	200	R/R	R-Fr.	Brownsburg, Ind./Brownsburg
30	CJ Dean	OF	5-11	187	R/R	Fr.	Columbus, Ohio/Centennial
29	Carter Earls	LHP	6-4	215	L/L	Fr.	Middletown, Ohio/Bishop Fenwick
31	Kameron Guidry	INF	5-11	175	R/R	R-So.	Snellville, Ga./Redan/Georgia
13	Jose Guzman	RHP	6-4	205	R/R	So.	Indianapolis, Ind./Ben Davis
45	Colby Haines	RHP	6-3	200	R/R	R-Fr.	Union, Ky. /Ryle
9	Jake Hansen	INF	6-1	199	L/R	R-Sr.	Westchester, Ill./North Iowa Area CC
35	Garrett Harker	RHP	6-0	206	R/R	Fr.	Lebanon, Ind./Lebanon Senior
10	Cole Harting	OF	6-0	205	R/R	So.	West Chester, Ohio/Mason
38	Josh Hegemann	OF	6-0	170	L/L	So.	Liberty Township, Ohio/Badin
33	Chase Hopewell	RHP	6-4	197	R/R	R-So.	Hamilton, Ohio/Badin/Findlay
2	Beau Keathley	RHP	6-0	172	R/R	Sr.	Taylor, Mich./Oakland
0	Evan Kemp	LHP	6-3	208	L/L	R-So.	Mason, Ohio/Mason
32	Paul Komistek	OF	6-2	214	R/R	R-Jr.	Knoxville, Tenn./Tennessee
19	Blake Lemmon	RHP	6-2	176	R/R	Fr.	Chesterton, Ind./Chesterton
42	Conner Linn	LHP	6-2	203	L/L	So.	Kokomo, Ind./Western
24	Sean McLaughlin	INF	6-1	226	R/R	R-Jr.	Hendersonville, Tenn./Knights Academy
8	Griffin Merritt	OF	6-2	215	R/R	R-Jr.	Cincinnati, Ohio/La Salle
20	Jackson Murphy	RHP	6-2	231	R/R	R-Jr.	Cincinnati, Ohio/IMG Academy
17	Nick Murray	RHP	6-5	238	R/R	R-Jr.	Tyngsboro, Mass./St. Mark's School
27	Andrew Neff	LHP	6-1	213	R/L	Fr.	Mooresville, Ind./Mooresville
25	Ryan Nicholson	INF	6-4	220	L/L	R-So.	Louisville, Ky./St. Xavier
44	Tommy O'Connor	LHP	6-5	222	L/L	Fr.	Martinsville, Ind./Mooresville
26	Max Palmieri	INF	5-9	173	R/R	R-So.	Maineville, Ohio/Kings/Lincoln Memorial
15	Joe Powell	C	5-9	187	R/R	R-So.	Mason, Ohio/Mason
5	Cam Scheler	C	6-1	213	R/R	R-So.	Louisville, Ky./St. Xavier
43	Zach Segal	RHP	6-0	194	R/R	R-So.	Loveland, Ohio/Loveland
77	Alex Shea	LHP	6-5	202	L/L	R-So.	Union, Ky./St. Henry
21	Boston Smith	C	5-10	190	L/R	Fr.	Arcanum, Ohio/Vandalia Butler
22	Brett Souder	RHP	6-3	225	R/R	R-Jr.	South Lebanon, Ohio/Sinclair CC
3	JP Sponseller	OF	5-10	202	L/R	R-So.	Mason, Ohio/Mason/Elon
4	Sean Springer	INF	5-10	177	L/R	R-Fr.	Strongsville, Ohio/Holy Name
14	Wyatt Stapp	INF	6-1	190	L/R	R-Sr.	Keller, Texas/Tennessee
6	Ryan Steckline	LHP	6-2	228	L/L	Gr.	Newark, Del./Appoquinimick/Monmouth
23	Ben Vore	RHP	6-1	230	R/R	R-So.	Lexington, Ohio/Lexington
11	Tristan Weaver	LHP	6-0	188	L/L	Gr.	Auburn, ILL./Auburn/Indiana State

NUMERICAL

#	NAME	POS.
0	Evan Kemp	LHP
2	Beau Keathley	RHP
3	JP Sponseller	OF
4	Sean Springer	INF
5	Cam Scheler	C
6	Ryan Steckline	LHP
8	Griffin Merritt	OF
9	Jake Hansen	INF
10	Cole Harting	OF
11	Tristan Weaver	LHP
13	Jose Guzman	RHP
14	Wyatt Stapp	INF
15	Joe Powell	C
16	Dondrae Bremner	INF
17	Nick Murray	RHP
18	Max Bergmann	RHP
19	Blake Lemmon	RHP
20	Jackson Murphy	RHP
21	Boston Smith	C
22	Brett Souder	RHP
23	Ben Vore	RHP
24	Sean McLaughlin	INF
25	Ryan Nicholson	INF
26	Max Palmieri	INF
27	Andrew Neff	LHP
28	Kerrington Cross	INF
29	Carter Earls	LHP
30	CJ Dean	OF
31	Kameron Guidry	INF
32	Paul Komistek	OF
33	Chase Hopewell	RHP
35	Garrett Harker	RHP
38	Josh Hegemann	OF
41	Aiden Bradbury	RHP
42	Conner Linn	LHP
43	Zach Segal	RHP
44	Tommy O'Connor	LHP
45	Colby Haines	RHP
77	Alex Shea	LHP

COACHING STAFF

- 7 Scott Googins - Head Coach (5th Season)
- 13 JD Heilmann - Pitching Coach/Recruiting Coordinator (5th Season)
- 9 Kyle Sprague - Hitting Coach/Infielders (5th Season)
- 27 Lee Sponseller - Volunteer Assistant/Outfielders (2nd Season)

SUPPORT STAFF

- Andy Nagel - Director of Baseball Operations (7th Season)
- Mary Ankrom - Athletic Trainer (5th Season)
- Chaz Calloway - Strength & Conditioning (7th Season)

PRONUNCIATIONS

- Scheler: SHE-ler
- Segal: SEE-gull
- Hegemann: Heg-a-men
- Souder: Sowd-er
- Guidry: Gid-ree

ROSTER BY POSITION

RHP.....	13
INF.....	9
LHP.....	8
OF.....	6
C.....	3

ROSTER BY CLASS

Freshmen.....	7
Redshirt Freshmen.....	3
Sophomores.....	6
Redshirt Sophomores.....	11
Juniors.....	0
Redshirt Junior.....	6
Seniors.....	4
Graduates.....	2

ROSTER BY STATE

Ohio.....	16
Indiana.....	9
Kentucky.....	4
Illinois.....	2
Tennessee.....	2

ROSTER BY COUNTRY

Canada.....	1
United States.....	38



EVAN KEMP
LHP • L/L • MASON, OHIO



BEAU KEATHLEY
RHP • R/R • TAYLOR, MICH.



JP SPONSELLER
OF • L/R • MASON, OHIO



SEAN SPRINGER
INF • L/R • STRONGSVILLE, OHIO



CAM SCHELER
C • R/R • LOUISVILLE, KY.



RYAN STECKLINE
LHP • L/L • NEWARK, DEL.



GRIFFIN MERRITT
INF • R/R • CINCINNATI, OHIO



JAKE HANSEN
INF • L/R • WESTCHESTER, ILL.



COLE HARTING
RHP • R/R • WEST CHESTER, OHIO



TRISTAN WEAVER
LHP • L/L • AUBURN, ILL.



JOSE GUZMAN
RHP • R/R • INDIANAPOLIS, IND.



WYATT STAPP
INF • L/R • KELLER, TEXAS



JOE POWELL
C • R/R • MASON, OHIO



DONDRAE BREMNER
INF • L/R • TORONTO, ONTARIO, CANADA



NICK MURRAY
RHP • R/R • TYNGSBORO, MASS.



MAX BERGMANN
RHP • R/R • GEORGETOWN, IND.




BLAKE LEMMON
RHP • R/R • CHESTERON, IND.



JACKSON MURPHY
RHP • R/R • CINCINNATI, OHIO



BOSTON SMITH
C • L/R • ARCANUM, OHIO



BRETT SOUDER
RHP • R/R • SOUTH LEBANON, OHIO



BEN VORE
RHP • R/R • LEXINGTON, OHIO



SEAN MCLAUGHLIN
INF • R/R • HENDERSONVILLE, TENN.



RYAN NICHOLSON
INF • L/L • LOUISVILLE, KY.



MAX PALMIERI
INF • R/R • MAINEVILLE, OHIO



ANDREW NEFF
LHP • R/L • MOORESVILLE, IND.



KERRINGTON CROSS
INF • R/R • BROWNSBURG, IND.



CARTER EARLS
LHP • L/L • MIDDLETOWN, OHIO



CJ DEAN
OF • R/R • COLUMBUS, OHIO



KAMERON GUIDRY
INF • R/R • SNELLVILLE, GA.



PAUL KOMISTEK
OF • R/R • KNOXVILLE, TENN.



CHASE HOPEWELL
RHP • R/R • HAMILTON, OHIO




GARRETT HARKER
RHP • R/R • LEBANON, IND.




JOSH HEGEMANN
OF • L/L • LIBERTY TOWNSHIP, OHIO



AIDAN BRADBURY
RHP • R/R • CARMEL, IND.



CONNOR LINN
LHP • L/L • KOKOMO, IND.




ZACH SEGAL
RHP • R/R • LOVELAND, OHIO



TOMMY O'CONNOR
LHP • L/L • MARTINSVILLE, IND.



COLBY HAINES
RHP • R/R • UNION, KY.



ALEX SHEA
LHP • L/L • UNION, KY.

COACHING STAFF




SCOTT GOOGINS
HEAD COACH • 5TH SEASON



JD HEILMANN
PITCHING COACH



KYLE SPRAGUE
HITTING COACH / INFELDERS



LEE SPONSELLER
VOLUNTEER ASSISTANT / OUTFELDERS

HEAD COACH SCOTT GOOGINS



SCOTT GOOGINS • HEAD COACH • FIFTH SEASON • OHIO WESLEYAN '92

Scott Googins was named the 28th head baseball coach at the University of Cincinnati on June 6, 2017 and will enter his fifth season in the spring of 2022.

Googins guided the Bearcats to their first winning season since 2011 in 2021. UC finished 29-26 and had five players named to the All-AAC First or Second Team. Left-handed pitcher Evan Shawver was drafted by the Colorado Rockies in the seventh round of the 2021 MLB Draft. The Bearcats had one of the best offenses in the conference in 2021, ranking in the top-three in just about every offensive category.

Prior to a pandemic-shortened 2020, Googins led the Bearcats to one of the most successful seasons in program history in 2019. Despite a slow 1-9 start, UC found itself as the No. 2 seed in the American Athletic Conference Tournament where they were yet to win a game. After winning its first three, UC went on to trounce UConn 22-5 to win the AAC Tournament title and advance to the NCAA postseason for the first time in 45 years.

Googins had made magic in the Queen City before and proved he could do it again in his second year. The team broke numerous records during the campaign. Six Bearcats earned All-AAC Tournament honors with AJ Bumpass being named the tournament MVP. Three players were named to the Corvallis Regional All-Tournament Team. Bumpass was later drafted by the Cincinnati Reds. The win over Oregon State marked Googins' 400th in his storied career.

In his first season, Googins guided UC to its best finish since 2011 as the Bearcats finished at 28-28 overall and an even 12-12 in American Athletic Conference play, one of the toughest RPI conferences in the nation. Shortstop Manny Rodriguez was drafted in the tenth round while pitchers Cam Alldred and J.T. Perez also were selected in the MLB draft. All three were all-conference honorees, marking the first time UC has ever had two first team honorees and three total honorees in AAC history. An impressive 23 Bearcats landed on the AAC All-Academic Team for having a 3.0 GPA or better. After posting a 3.20 fall GPA and 3.26 GPA in the spring, UC was recognized by the American Baseball Coaches Association with the Team Academic Excellence Award.

Googins made the move across town after 12 seasons as the head coach at Xavier. The all-time winningest coach in XU history, he compiled a 341-357 record with four NCAA Tournament appearances including back-to-back regional final berths in 2016 and 2017 and six regular season or conference tournament championships.

Googins led Xavier to a 34-27 finish in 2017. The Musketeers won their second-straight BIG EAST Tournament Championship and advanced to the

NCAA Regional Finals for the second-straight year.

During his 12 seasons at the helm at XU, Googins earned coaching accolades as the 2009 ABCA Mid-east Region Coach of the Year, the 2008 Atlantic 10 Coach of the Year and the 2016 BIG EAST Coaching Staff of the Year. Additionally, 11 of his players were chosen in the MLB First Year Player Draft since 2005.

Before taking the head coaching role at Xavier, Googins was an assistant at Miami (Ohio) from 2000-04. During his tenure working primarily with the outfielders, the RedHawks made four straight Mid-American Conference Tournament appearances. He was an assistant at Indiana from 1992-99, working with the Hoosiers' catchers, outfielders and hitters.

A native of Granville, Ohio, Googins was a three-year varsity letterwinner at Ohio Wesleyan in Delaware, Ohio. He moved into a coaching role as a senior and stayed on after graduation, coaching first base and working with the team's catchers.

Googins and his wife, Jody - a former volleyball standout at Xavier - live in West Chester, Ohio, with their daughter, Ellie, and two sons, Tommy and Charlie.

THE GOOGINS FILE

Hometown: Granville, Ohio
 Wife: Jody
 Children: Ellie, Tommy, Charlie
 Education: Ohio Wesleyan '92
 Playing Career: Ohio Wesleyan - 1989-92 (Catcher)

COACHING CAREER

YEAR	SCHOOL	POSITION
1992-1999	Indiana	Assistant Coach
2000-04	Miami (OH)	Assistant Coach
2005	Xavier	Assistant Coach
2006-17	Xavier	Head Coach
2018-	Cincinnati	Head Coach

CAREER ACCOMPLISHMENTS

- 2016 BIG EAST Coaching Staff of the Year
- 2009 ABCA Mid-east Region Coach of the Year
- 2008 Atlantic 10 Coach of the Year
- Five NCAA Appearances (2009, 2014, 2016, 2017, 2019)
- Six 30-win seasons (2019, 2016, 2014, 2013, 2011, 2009)

CHAMPIONSHIPS

- AAC Tournament Championship (2019)
- Three BIG EAST Tournament Championships (2014, 2016, 2017)
- BIG EAST Regular Season Championship (2016)
- Atlantic 10 Tournament Championship (2009)
- Atlantic 10 Regular Season Championship (2008)

MILESTONE WINS

- FIRST WIN@ ETSU, 10-5 (02/16/06)
- 100TH WIN Saint Joseph's, 6-6 (05/01/09)
- FIRST NCAA WIN vs. Sam Houston St., 9-6 (05/30/09)
- 200TH WIN@ UAB, 12-4 (02/24/13)
- 300TH WIN Villanova, 1-0 (05/19/16)
- 400TH WIN Oregon State, 7-6 (05/31/19)

GOOGINS YEAR-BY-YEAR RECORD

YEAR	SCHOOL	OVERALL			CONFERENCE			FINISH	POSTSEASON
		W	L	PCT	W	L	PCT		
2006	Xavier	19	37	.339	9	18	.333	t-12th	
2007	Xavier	29	31	.483	17	10	.630	4th	
2008	Xavier	27	31	.466	19	8	.704	t-1st	
2009	Xavier	39	21	.650	18	9	.667	3rd	NCAA Regionals (1-2)
2010	Xavier	26	32	.448	18	9	.667	2nd	
2011	Xavier	30	27	.536	14	10	.583	4th	
2012	Xavier	28	28	.500	13	11	.542	7th	
2013	Xavier	32	26	.552	16	8	.667	4th	NCAA Regionals (1-2)
2014	Xavier	30	29	.508	8	10	.444	4th	
2015	Xavier	15	38	.283	3	15	.167	7th	NCAA Regionals (2-2)
2016	Xavier	32	30	.516	14	4	.778	1st	NCAA Regionals (2-2)
2017	Xavier	34	27	.557	10	6	.625	1st	
XAVIER TOTALS		341	357	.489	159	118	.571		6-8 (.429)
YEAR	SCHOOL	W	L	PCT	W	L	PCT	FINISH	POSTSEASON
2018	Cincinnati	28	28	.500	12	12	.500	6th	
2019	Cincinnati	31	31	.500	13	11	.542	2nd	NCAA Regionals (1-2)
2020	Cincinnati	7	8	.467	0	0	.000	n/a	
2021	Cincinnati	29	26	.510	18	14	.563	4th	
2022	Cincinnati	13	17	.433	3	3	.500		
CINCINNATI TOTALS		108	110	.495	46	40	.530		1-2 (.333)
CAREER TOTALS		450	466	.491	204	156	.566		7-10 (.412)

13

**JD HEILMANN****PITCHING COACH / RECRUITING COORDINATOR**

JD Heilmann started his second stint as an assistant coach at the University of Cincinnati in the summer of 2017.

In 2021, Heilmann mentored Evan Shawver, who was drafted in the seventh round by the Rockies, and Garrett Schoenle, who signed with the White Sox as a NDFB after the 2021 season.

In his first year, Heilmann guided JT Perez and Cam Alldred to all-conference accolades and saw both move on to professional baseball. During the historic 2019 season, his pitching staff included two 12-strikeout performances and saw the second-most saves in a single-season by any UC closer in history.

Heilmann previously coached at UC from 2009-13, serving as the Bearcats pitching coach and recruiting coordinator and was responsible for bringing former All-American and current Chicago Cubs infielder Ian Happ to the Queen City.

He joined Head Coach Scott Googins' staff after working as the general manager of the Midland Baseball program, overseeing 18 amateur teams with ages ranging from 8-18. He also served as Prep Baseball Report's scouting supervisor (2016-17) and Scouting Director (2014-16) and was an associate scout for the Atlanta Braves (2015-17).

Heilmann is regarded as one of the top pitching coaches in college baseball and is known for his ability to develop and relate to pitchers.

He overtook a Cincinnati pitching staff that posted a 6.73 ERA in 2009 and shrunk the group's ERA to 4.25 in 2010, which ranked third in the BIG EAST Conference and 26th nationally.

Under Heilmann's tutelage, seven Bearcats went on to pitch in professional baseball. Six were selected in the Major League Baseball First-Year Player Draft.

Under the direction of Heilmann, third-team all-conference performer Andrew Burkett anchored the back end of Cincinnati's bullpen in 2010 and broke Cincinnati's single-season saves record with 14 after entering the campaign with one career save.

Prior to Cincinnati, Heilmann served as the pitching coach and recruiting coordinator at Xavier University for seven seasons and in 2009, he helped the Musketeers to a school record for wins en route to their first Atlantic-10 Conference Tournament Championship and NCAA Tournament appearance.

Heilmann played for the Bearcats in 1997 earned a communications degree while completing his eligibility at the University of Cincinnati following a transfer from Ball State.

A 1993 Moeller High School graduate, Heilmann helped the Crusaders capture a State Baseball Championship, while earning All-City and All-League honors.

Heilmann and his wife Raegene have two children, Dax and Ryley.

9

**KYLE SPRAGUE****HITTING COACH / INFELDERS**

Kyle Sprague joined the University of Cincinnati baseball staff in the summer of 2017.

His work on offense came through the loudest during the team's historic 2019 season when the Bearcats' bats went on a torrential pace during the postseason. During the 4-0 AAC Tournament run, UC broke the tournament records for runs (51), RBIs (47) and hits (60).

In 2021, UC ranked in the top-three in the AAC in nearly every offensive category, including batting average (2nd), slugging percentage (2nd), runs scored (2nd), home runs (3rd) and total bases (2nd).

During the pandemic-shortened 2020 season, UC ranked 12th in the nation in triples per game, 14th in doubles per game, 21st in on-base percentage, 30th in scoring and 31st in slugging percentage.

Sprague came to UC after two seasons on Head Coach Scott Googins' staff at Xavier University as the volunteer assistant coach.

"Kyle has been with me the past two years and is a great addition to our staff here at UC," Googins said. "He brings a lot to the table - he does an unbelievable job with developing infielders and is on the cutting edge with hitters. He's a young up-and-coming coach who's very energetic and passionate about what he does."

During his two seasons at Xavier, the Musketeers won a BIG EAST Conference regular season championship (2016), two-straight league tournament championships (2016 & 17) and played in consecutive regional finals in the NCAA Championship (2016 & 17).

Sprague worked with hitters and infielders and assisted with outfielders at Xavier. The Musketeers set a school record with a .977 fielding percentage in 2017 after tying the previous record with a .974 mark in 2016.

Sprague has previous experience in the American Athletic Conference having served as a volunteer assistant coach at UCF in 2015.

Under Sprague in 2015, all three of the Knights outfielders - Erik Barber, Sam Tolleson and Derrick Salberg - were honored to one of The American's three all-conference teams.

Sprague has extensive experience as a camp instructor, working at the Marc Wilkins Baseball Academy from 2007-12 and for Cal Ripken Baseball in 2009. He also has served as a camp instructor at Clemson, Vanderbilt, Tennessee, LSU and Mississippi State, among others.

The Mansfield, Ohio, native graduated from Malone (Ohio) University with degrees in business administration and sports management. He played collegiately at Malone and Tiffin University.

Sprague and his wife Erin live in Cincinnati.

40

**LEE SPONSELLER****VOLUNTEER ASSISTANT / OUTFELDERS**

Lee Sponseller rejoined the Cincinnati baseball staff in August 2020 as the volunteer assistant coach.

He works with the outfielders as well as the hitters and perform other duties necessary for the advanced development of the student-athletes.

In 2021, Sponseller assisted in the development of an offense that ranked in the top-three in the AAC in nearly every offensive category, including batting average (2nd), slugging percentage (2nd), runs scored (2nd), home runs (3rd) and total bases (2nd).

He also had a short stint as UC's volunteer director of player development.

Sponseller previously coached at Ohio Dominican, serving as the volunteer assistant coach, handling the team's hitting and outfielders as well as assisting with base running. He played at Ohio Dominican, finishing his career with a .367 batting average with 26 homeruns and 108 RBIs.

From there, he spent one year as a graduate transfer at Coastal Carolina, hitting .290 during the season with six homeruns and 42 RBI, including three grand slams.

Sponseller earned a bachelor's degree in finance and economics from Ohio Dominican in May 2017 and graduated with an MBA from Coastal Carolina in August 2018. He currently resides in Mason, Ohio.

2022 STATISTICS

2022 RECORD: 13-17 (HOME: 11-7; ROAD: 2-7; AAC: 3-3; NEUTRAL: 0-3)

**2022 Cincinnati Baseball
Overall Statistics for Cincinnati (as of Apr 10, 2022)
(All games Sorted by Batting avg)**

Record: 13-17 Home: 11-7 Away: 2-8 Neutral: 0-2 Conference: 3-3

Player	avg	gp-gs	ab	r	h	2b	3b	hr	rbi	tb	slg%	bb	hp	so	gdp	ob%	sf	sh	sb-att	po	a	e	fld%	
32 Komistek, Paul	.397	30-30	116	30	46	6	1	5	19	69	.595	18	2	25	1	.485	0	1	4-4	50	4	1	.982	
15 Powell, Joe	.368	24-22	76	19	28	8	3	5	20	57	.750	15	2	19	1	.479	1	0	2-3	146	18	0	1.000	
8 Merritt, Griffin	.333	28-27	102	22	34	9	1	10	30	75	.735	10	2	29	2	.404	0	0	2-3	39	1	1	.976	
10 Harting, Cole	.315	29-29	108	31	34	5	1	5	26	56	.519	16	0	37	0	.394	3	0	6-10	72	0	3	.960	
28 Cross, Kerrington	.290	28-26	100	24	29	3	4	2	16	46	.460	15	1	29	0	.385	1	3	7-12	30	51	10	.890	
25 Nicholson, Ryan	.278	30-30	115	25	32	8	0	8	24	64	.557	12	2	18	3	.351	2	0	5-5	220	9	0	1.000	
3 Sponseller, JP	.211	24-20	76	16	16	5	0	4	16	33	.434	16	1	20	0	.351	1	1	1-1	0	0	0	.000	

4 Springer, Sean	1.000	2-0	1	0	1	1	0	0	0	2	2.000	0	0	0	0	1.000	0	0	0-0	0	0	0	.000	
14 Stapp, Wyatt	.292	20-20	72	11	21	2	0	0	12	23	.319	10	0	12	1	.369	2	0	1-2	10	45	1	.982	
16 Bremner, Dondrae	.257	15-13	35	6	9	3	0	0	1	12	.343	5	0	16	0	.350	0	2	0-1	7	24	3	.912	
26 Palmieri, Max	.243	19-12	37	5	9	2	0	1	6	14	.378	7	2	10	1	.391	0	3	1-2	20	34	3	.947	
31 Guidry, Kameron	.214	12-7	28	6	6	1	0	1	4	10	.357	5	0	11	0	.333	0	0	2-2	15	11	1	.963	
5 Scheler, Cam	.212	13-7	33	7	7	2	0	2	7	15	.455	7	1	16	0	.366	0	0	0-0	72	8	0	1.000	
21 Smith, Boston	.179	11-6	28	3	5	1	0	1	2	9	.321	0	1	12	0	.200	1	0	1-1	27	0	2	.931	
9 Hansen, Jake	.143	21-17	56	7	8	3	0	0	5	11	.196	8	2	20	3	.273	0	0	3-3	31	32	3	.955	
24 McLaughlin, Sean	.125	10-3	16	1	2	0	0	0	1	2	.125	2	1	1	1	.263	0	0	0-1	3	0	0	1.000	
38 Hegemann, Josh	.000	12-1	10	4	0	0	0	0	2	0	.000	2	0	7	0	.167	0	1	0-0	4	0	0	1.000	
Totals	.284	30	1009	217	287	59	10	44	191	498	.494	148	17	282	13	.381	11	11	35-50	752	272	35	.967	
Opponents	.291	30	996	215	290	71	9	30	188	469	.471	144	44	233	16	.400	10	10	26-40	752	234	45	.956	

LOB - Team (227), Opp (237). DPs turned - Team (18), Opp (15). IBB - Team (2), Nicholson 1, Komistek 1, Opp (2). Picked off - Nicholson 1, Scheler 1, Sponseller 1, Powell 1.

(All games Sorted by Earned run avg)

Player	era	w-l	app	gs	cg	sho	sv	ip	h	r	er	bb	so	2b	3b	hr	b/avg	wp	hp	bk	sfa	sha
2 Keathley, Beau	4.93	3-1	9	4	1	0/0	0	38.1	43	26	21	17	50	6	0	3	.270	0	4	0	0	0
18 Bergmann, Max	5.13	0-2	11	0	0	0/0	0	33.1	40	20	19	9	31	7	1	4	.301	2	5	1	1	0

0 Kemp, Evan	2.70	0-0	7	0	0	0/0	0	6.2	7	5	2	6	4	3	1	1	.280	2	2	0	1	1
42 Linn, Conner	3.60	2-1	4	4	0	0/0	0	20.0	25	10	8	8	15	9	0	3	.316	0	1	1	0	2
20 Murphy, Jackson	4.80	2-2	12	0	0	0/0	0	15.0	18	9	8	0	12	2	1	1	.305	0	3	0	0	0
6 Steckline, Ryan	5.52	2-0	11	0	0	0/0	1	14.2	17	11	9	6	20	2	1	5	.288	2	3	0	0	0
11 Weaver, Tristan	5.90	3-3	7	6	1	0/0	0	29.0	33	23	19	15	30	14	1	3	.277	2	2	0	2	2
77 Shea, Alex	7.36	0-3	8	3	0	0/0	0	14.2	11	19	12	16	16	4	0	2	.212	2	4	0	1	3
23 Vore, Ben	7.56	0-1	6	1	0	0/0	0	8.1	10	9	7	8	4	1	2	0	.313	3	1	0	1	0
35 Harker, Garrett	8.00	1-1	8	5	0	0/0	0	27.0	30	26	24	16	18	5	2	6	.288	3	2	1	1	1
43 Segal, Zach	8.28	0-1	7	5	0	0/0	1	25.0	31	25	23	15	16	9	0	1	.307	3	9	1	1	1
17 Murray, Nick	9.00	0-0	3	0	0	0/0	0	3.0	2	3	3	6	1	0	0	0	.250	1	1	0	2	0
29 Earls, Carter	9.00	0-0	1	1	0	0/0	0	2.0	1	2	2	2	2	1	0	0	.167	0	2	0	0	0
33 Hopewell, Chase	12.71	0-1	9	0	0	0/0	1	11.1	17	17	16	14	10	5	0	1	.354	2	2	0	0	0
27 Neff, Andrew	18.00	0-0	1	0	0	0/0	0	1.0	2	2	2	1	2	1	0	0	.400	0	0	0	0	0
41 Bradbury, Aiden	54.00	0-1	2	1	0	0/0	0	1.1	3	8	8	5	2	2	0	0	.429	2	3	0	0	0
Totals	6.57	13-17	30	30	2	0/0	3	250.2	290	215	183	144	233	71	9	30	.291	24	44	4	10	10
Opponents	6.14	17-13	30	30	1	1/1	11	250.2	287	217	171	148	282	59	10	44	.284	32	17	1	11	11

PB - Team (8), Scheler 4, Smith 2, Powell 2, Opp (10). Pickoffs - Team (5), Bergmann 2, Powell 1, Harker 1, Scheler 1, Opp (4). SBA/ATT - Powell (17-25), Scheler (7-12), Bergmann (3-7), Vore (5-7), Hopewell (4-5), Murphy (2-4), Keathley (2-3), Segal (2-3), Linn (2-2), Shea (2-2), Steckline (1-2), Weaver (2-2), Smith (2-2), Earls (0-1), Murray (1-1), Kemp (0-1).

**2022 Cincinnati Baseball
Overall Statistics for Cincinnati (as of Apr 10, 2022)
(All games Sorted by Fielding pct)**

Player	c	po	a	e	fld%	dp	sba	csb	sba%	pb	ci
25 Nicholson, Ryan	229	220	9	0	1.000	16	0	0	---	0	0
15 Powell, Joe	164	146	18	0	1.000	2	17	8	.680	2	0
5 Scheler, Cam	80	72	8	0	1.000	0	7	5	.583	4	0
35 Harker, Garrett	5	0	5	0	1.000	0	0	0	---	0	0
38 Hegemann, Josh	4	4	0	0	1.000	0	0	0	---	0	0
20 Murphy, Jackson	4	1	3	0	1.000	0	2	2	.500	0	0
77 Shea, Alex	3	1	2	0	1.000	0	2	0	1.000	0	0
24 McLaughlin, Sean	3	3	0	0	1.000	1	0	0	---	0	0
11 Weaver, Tristan	2	0	2	0	1.000	0	2	0	1.000	0	0
0 Kemp, Evan	2	1	1	0	1.000	0	0	1	.000	0	0
43 Segal, Zach	1	0	1	0	1.000	0	2	1	.667	0	0
33 Hopewell, Chase	1	0	1	0	1.000	0	4	1	.800	0	0
23 Vore, Ben	1	0	1	0	1.000	0	5	2	.714	0	0
14 Stapp, Wyatt	56	10	45	1	.982	6	0	0	---	0	0
32 Komistek, Paul	55	50	4	1	.982	0	0	0	---	0	0
8 Merritt, Griffin	41	39	1	1	.976	0	0	0	---	0	0
31 Guidry, Kameron	27	15	11	1	.963	3	0	0	---	0	0
10 Harting, Cole	75	72	0	3	.960	0	0	0	---	0	0
9 Hansen, Jake	66	31	32	3	.955	11	0	0	---	0	0
26 Palmieri, Max	57	20	34	3	.947	7	0	0	---	0	0
21 Smith, Boston	29	27	0	2	.931	0	2	0	1.000	2	0
16 Bremner, Dondrae	34	7	24	3	.912	1	0	0	---	0	0
18 Bergmann, Max	11	2	8	1	.909	0	3	4	.429	0	0
28 Cross, Kerrington	91	30	51	10	.890	5	0	0	---	0	0
42 Linn, Conner	6	1	4	1	.833	0	2	0	1.000	0	0
2 Keathley, Beau	8	0	6	2	.750	0	2	1	.667	0	0
6 Steckline, Ryan	3	0	1	2	.333	0	1	1	.500	0	0
29 Earls, Carter	1	0	0	1	.000	0	0	1	.000	0	0
41 Bradbury, Aiden	0	0	0	0	.000	0	0	0	---	0	0
3 Sponseller, JP	0	0	0	0	.000	0	0	0	---	0	0
27 Neff, Andrew	0	0	0	0	.000	0	0	0	---	0	0
17 Murray, Nick	0	0	0	0	.000	0	1	0	1.000	0	0
4 Springer, Sean	0	0	0	0	.000	0	0	0	---	0	0
Totals	1059	752	272	35	.967	18	26	14	.650	8	0
Opponents	1031	752	234	45	.956	15	35	15	.700	10	0

Hitting minimums - 1 Games 75% of Games 3.0 TPA/Game
Pitching minimums - 1 Games 1.0 IP/Game

**2022 Cincinnati Baseball
Conference statistics for Cincinnati (as of Apr 10, 2022)
(Conference games only Sorted by Batting avg)**

Record: 3-3 Home: 3-3 Away: 0-0 Conference: 3-3

Player	avg	gp-gs	ab	r	h	2b	3b	hr	rbi	tb	slg%	bb	hp	so	gdp	ob%	sf	sh	sb-att	po	a	e	fld%	
32 Komistek, Paul	.500	6-6	24	9	12	1	0	0	3	13	.542	4	2	4	0	.600	0	0	1-1	10	3	0	1.000	
15 Powell, Joe	.455	6-6	22	8	10	3	1	2	8	21	.955	3	0	7	0	.520	0	0	1-2	38	9	0	1.000	
14 Stapp, Wyatt	.375	5-5	16	5	6	0	0	0	3	6	.375	4	0	1	0	.500	0	0	1-1	5	13	0	1.000	
28 Cross, Kerrington	.350	6-6	20	5	7	2	2	0	1	13	.650	4	1	6	0	.480	0	0	0-2	5	6	3	.786	
10 Harting, Cole	.286	6-6	21	8	6	1	0	1	10	10	.476	4	0	8	0	.400	0	0	2-2	13	0	1	.929	
26 Palmieri, Max	.238	6-6	21	3	5	1	0	1	5	9	.429	2	1	6	1	.333	0	1	0-0	9	18	1	.964	
8 Merritt, Griffin	.150	6-6	20	1	3	1	0	1	6	7	.350	2	1	5	0	.261	0	0	0-1	11	1	0	1.000	
25 Nicholson, Ryan	.136	6-6	22	4	3	1	0	1	5	7	.318	3	0	3	0	.231	1	0	0-0	53	1	0	1.000	

21 Smith, Boston	.333	1-0	3	0	1	1	0	0	0	2	.667	0	0	1	0	.333	0	0	1-1	1	0	0	1.000	
5 Scheler, Cam	.333	1-0	3	0	1	1	0	0	1	2	.667	1	0	0	0	.500	0	0	0-0	4	2	0	1.000	
3 Sponseller, JP	.250	2-2	8	2	2	1	0	0	0	3	.375	1	0	2	0	.333	0	0	0-0	0	0	0	.000	
24 McLaughlin, Sean	.143	2-2	7	1	1	0	0	0	0	1	.143	0	1	0	1	.250	0	0	0-0	0	0	0	.000	
9 Hansen, Jake	.000	2-2	8	0	0	0	0	0	0	0	.000	0	0	5	0	.000	0	0	0-0	6	7	0	1.000	
16 Bremner, Dondrae	.000	1-1	2	1	0	0	0	0	0	0	.000	1	0	2	0	.333	0	1	0-0	0	4	0	1.000	
38 Hegemann, Josh	.000	1-0	0	0	0	0	0	0	0	0	.000	0	0	0	0	.000	0	0	0-0	0	0	0	.000	
Totals	.289	6	197	47	57	13	3	6	42	94	.477	29	6	50	2	.395	1	2	6-10	156	74	5	.979	
Opponents	.304	6	204	37	62	16	1	7	32	101	.495	22	7	46	5	.387	2	1	2-4	149	46	6	.970	

LOB - Team (39), Opp (43). DPs turned - Team (5), Opp (3). IBB - Team (1), Komistek 1.

(Conference games only Sorted by Earned run avg)

Player	era	w-l	app	gs	cg	sho	sv	ip	h	r	er	bb	so	2b	3b	hr	b/avg	wp	hp	bk	sfa	sha
2 Keathley, Beau	3.46	1-1	2	2	1	0/0	0	13.0	14	7	5	5	12	3	0	1	.269	0	0	0	0	0
18 Bergmann, Max	4.00	0-0	3	0	0	0/0	0	9.0	8	4	4	1	9	1	0	0	.242	1	2	1	1	0
42 Linn, Conner	4.66	1-1	2	2	0	0/0	0	9.2	14	6	5	3	10	3	0	2	.333	0	0	1	0	0
35 Harker, Garrett	13.50	0-0	3	1	0	0/0	0	6.0	7	9	9	4	5	2	0	4	.318	1	0	0	0	0

20 Murphy, Jackson	0.00	0-0	2	0	0	0/0	0	2.1	1	0	0	0	0	0	0	0	.125	0	1	0	0	0
0 Kemp, Evan	0.00	0-0	1	0	0	0/0	0	1.0	0	0	0	2	1	0	0	0	.000	0	1	0	1	0
6 Steckline, Ryan	2.08	0-0	2	0	0	0/0	1	4.1	5	1	1	1	6	1	1	0	.313	0	0	0	0	0
33 Hopewell, Chase	3.38	0-1	1	0	0	0/0	0	2.2	5	2	1	2	1	2	0	0	.417	0	0	0	0	0
11 Weaver, Tristan	4.50	1-0	1	0	0	0/0	0	2.0	3	1	1	1	2	1	0	0	.375	0	1	0	0	0
43 Segal, Zach	27.00	0-0	1	1	0	0/0	0	2.0	4	6	6	2	0	2	0	0	.444	1	2	0	0	1
77 Shea, Alex	99.00	0-0	1	0	0	0/0	0	0.0	1	1	1	1	0	1	0	0	1.000	0	0	0	0	0
Totals	5.71	3-3	6	6	1	0/0	1	52.0	62	37	33	22	46	16	1	7	.304	3	7	2	2	1
Opponents	7.25	3-3	6	6	0	0/0	3	49.2	57	47	40	29	50	13	3	6	.289	3	6	0	1	2

PB - Team (2), Powell 1, Scheler 1, Opp (3). Pickoffs - Team (1), Bergmann 1. SBA/ATT - Powell (2-4), Kemp (0-1), Shea (1-1), Steckline (0-1), Linn (1-1).

2022 Cincinnati Baseball
Game Results for Cincinnati (as of Apr 10, 2022)
(All games)

Date	Opponent	Score	Inns	Overall	Conference	Pitcher of record	Attend	Time
Feb 18, 2022	at FGCU	w 9-6	9	1-0-0	0-0-0	Weaver (W 1-0)	644	3:30
Feb 19, 2022	at FGCU-1	w 15-14	(11)	2-0-0	0-0-0	Murphy (W 1-0)	358	5:15
Feb 19, 2022	at FGCU-2	L 5-10	7	2-1-0	0-0-0	Shea (L 0-1)	502	2:48
Feb 20, 2022	at FGCU	L 8-16	9	2-2-0	0-0-0	Bradbury (L 0-1)	323	3:53
Feb 25, 2022	at North Alabama	L 2-5	9	2-3-0	0-0-0	Weaver (L 1-1)	186	3:00
Mar 02, 2022	OHIO STATE	w 5-4	9	3-3-0	0-0-0	Keathley (W 1-0)	2451	2:50
Mar 04, 2022	NORTHWESTERN	w 5-4	7	4-3-0	0-0-0	Weaver (W 2-1)	0	2:05
Mar 04, 2022	NORTHWESTERN-2	L 8-10	9	4-4-0	0-0-0	Bergmann (L 0-1)	850	3:20
Mar 05, 2022	NORTHWESTERN-1	w 4-2	7	5-4-0	0-0-0	Steckline (W 1-0)	2042	2:05
Mar 05, 2022	NORTHWESTERN-2	w 16-5	9	6-4-0	0-0-0	Linn (W 1-0)	1634	3:25
Mar 08, 2022	at Indiana	L 0-7	9	6-5-0	0-0-0	Shea (L 0-2)	1366	2:46
Mar 10, 2022	vs Michigan State	L 8-10	9	6-6-0	0-0-0	Murphy (L 1-1)	714	2:23
Mar 13, 2022	vs Western Carolina	L 6-8	9	6-7-0	0-0-0	Segal (L 0-1)	487	2:58
Mar 14, 2022	at USC Upstate	L 3-8	9	6-8-0	0-0-0	Harker (L 0-1)	168	2:41
Mar 15, 2022	at Wofford	L 1-8	9	6-9-0	0-0-0	Murphy (L 1-2)	137	2:35
Mar 18, 2022	SAINT JOSEPH'S	L 6-9	9	6-10-0	0-0-0	Weaver (L 2-2)	213	3:00
Mar 19, 2022	SAINT JOSEPH'S-1	w 7-6	7	7-10-0	0-0-0	Steckline (W 2-0)	350	2:20
Mar 19, 2022	SAINT JOSEPH'S-2	w 12-1	7	8-10-0	0-0-0	Keathley (W 2-0)	350	2:20
Mar 20, 2022	SAINT JOSEPH'S	w 18-9	9	9-10-0	0-0-0	Harker (W 1-1)	573	3:20
Mar 25, 2022	XAVIER	L 7-8	9	9-11-0	0-0-0	Weaver (L 2-3)	879	2:57
Mar 27, 2022	at Xavier	L 7-8	9	9-12-0	0-0-0	Shea (L 0-3)	548	3:13
Mar 28, 2022	at Xavier	L 5-6	9	9-13-0	0-0-0	Bergmann (L 0-2)	1203	3:26
Mar 30, 2022	XAVIER	L 6-10	9	9-14-0	0-0-0	Vore (L 0-1)	2382	3:30
* Apr 01, 2022	EAST CAROLINA	w 7-3	9	10-14-0	1-0-0	Linn (W 2-0)	361	3:00
* Apr 02, 2022	EAST CAROLINA	L 4-8	9	10-15-0	1-1-0	Keathley (L 2-1)	568	3:40
* Apr 03, 2022	EAST CAROLINA	L 10-12	9	10-16-0	1-2-0	Hopewell (L 0-1)	613	4:40
Apr 06, 2022	WRIGHT STATE	w 7-4	9	11-16-0	1-2-0	Murphy (W 2-2)	156	2:56
* Apr 08, 2022	HOUSTON	L 4-5	9	11-17-0	1-3-0	Linn (L 2-1)	201	2:45
* Apr 09, 2022	HOUSTON	w 13-3	7	12-17-0	2-3-0	Keathley (W 3-1)	289	2:30
* Apr 10, 2022	HOUSTON	w 9-6	9	13-17-0	3-3-0	Weaver (W 3-3)	614	3:05

() extra inning game

**2022 Cincinnati Baseball
Miscellaneous Stats for Cincinnati (as of Apr 10, 2022)
(All games)**

Multiple Hit Games	2	3	4	5+	Total
32 Komistek, Paul	4	6	1	1	12
10 Harting, Cole	7	2	1	-	10
15 Powell, Joe	9	-	-	-	9
8 Merritt, Griffin	6	2	1	-	9
25 Nicholson, Ryan	8	1	-	-	9
28 Cross, Kerrington	6	1	-	-	7
14 Stapp, Wyatt	7	-	-	-	7
16 Bremner, Dondrae	4	-	-	-	4
3 Sponseller, JP	2	1	-	-	3
9 Hansen, Jake	2	-	-	-	2
31 Guidry, Kameron	1	-	-	-	1
26 Palmieri, Max	-	1	-	-	1
5 Scheler, Cam	1	-	-	-	1
TEAM	57	14	3	1	75

Multiple RBI Games	2	3	4	5+	Total
8 Merritt, Griffin	7	2	1	-	10
15 Powell, Joe	6	2	-	-	8
10 Harting, Cole	5	-	1	1	7
25 Nicholson, Ryan	5	2	-	-	7
28 Cross, Kerrington	4	1	-	-	5
32 Komistek, Paul	3	2	-	-	5
3 Sponseller, JP	2	-	-	1	3
14 Stapp, Wyatt	1	2	-	-	3
5 Scheler, Cam	1	-	-	-	1
26 Palmieri, Max	1	-	-	-	1
31 Guidry, Kameron	-	1	-	-	1
9 Hansen, Jake	1	-	-	-	1
TEAM	36	12	2	2	52

Hitting Streaks	Longest	Current
15 Powell, Joe	9	6
25 Nicholson, Ryan	9	-
10 Harting, Cole	8	2
28 Cross, Kerrington	7	-
32 Komistek, Paul	6	2
8 Merritt, Griffin	6	2
14 Stapp, Wyatt	5	5
26 Palmieri, Max	5	-
3 Sponseller, JP	4	2
16 Bremner, Dondrae	4	-
5 Scheler, Cam	3	-
9 Hansen, Jake	3	-
31 Guidry, Kameron	2	1
24 McLaughlin, Sean	2	-
21 Smith, Boston	2	-
4 Springer, Sean	1	1

Reached Base Streaks	Longest	Current
15 Powell, Joe	18	18
28 Cross, Kerrington	17	17
26 Palmieri, Max	12	12
32 Komistek, Paul	11	3
25 Nicholson, Ryan	10	5
10 Harting, Cole	10	2
8 Merritt, Griffin	9	3
9 Hansen, Jake	6	1
14 Stapp, Wyatt	5	5
5 Scheler, Cam	5	-
16 Bremner, Dondrae	4	2
3 Sponseller, JP	4	2
24 McLaughlin, Sean	3	3
31 Guidry, Kameron	2	2
21 Smith, Boston	2	2
4 Springer, Sean	1	1
38 Hegemann, Josh	1	-

2022 Cincinnati Baseball
Team Game-by-Game for Cincinnati (as of Apr 10, 2022)
Batting (All games)

Date	Opponent	ab	r	h	rbi	2b	3b	hr	tb	bb	ibb	sb	cs	hbp	sac	sf	gdp	k	po	a	e	lob	avg
Feb 18	at FGCU	41	9	13	7	1	1	2	22	5	0	0	1	0	0	1	0	10	27	8	1	11	.317
Feb 19	at FGCU	54	15	19	13	2	0	3	30	8	1	4	1	0	0	0	0	15	33	9	1	14	.337
Feb 19	at FGCU	30	5	8	3	2	0	2	16	0	0	0	0	0	0	0	0	9	18	5	1	4	.320
Feb 20	at FGCU	38	8	10	8	0	0	2	16	0	0	0	0	0	0	1	0	13	24	7	2	4	.307
Feb 25	at North Alabama	31	2	5	2	1	0	0	6	10	0	0	0	1	0	0	1	14	24	5	0	13	.284
Mar 02	OHIO STATE	33	5	8	4	2	0	3	19	3	0	1	1	0	0	0	0	9	27	8	1	6	.278
Mar 04	NORTHWESTERN	26	5	8	4	4	0	2	18	2	0	2	1	0	0	0	0	4	21	6	1	5	.281
Mar 04	NORTHWESTERN	38	8	12	8	3	0	1	18	5	0	0	0	2	0	0	0	13	27	5	2	10	.285
Mar 05	NORTHWESTERN	24	4	8	4	1	0	1	12	2	0	2	1	0	2	0	0	5	21	7	0	5	.289
Mar 05	NORTHWESTERN	37	16	15	16	2	0	4	29	9	0	2	1	0	2	1	1	9	27	9	0	9	.301
Mar 08	at Indiana	29	0	2	0	0	0	0	2	0	0	0	0	0	0	0	0	14	24	10	2	2	.283
Mar 10	vs Michigan State	37	8	9	8	5	0	2	20	6	0	3	0	1	0	0	0	9	26	7	2	9	.280
Mar 13	vs Western Carolina	37	6	12	6	2	1	2	22	5	0	0	0	0	0	1	1	8	24	8	2	10	.284
Mar 14	at USC Upstate	32	3	6	1	1	0	0	7	4	0	1	0	0	1	0	0	11	24	10	4	7	.277
Mar 15	at Wofford	30	1	4	1	0	0	1	7	0	0	0	0	0	0	0	0	13	24	15	2	2	.269
Mar 18	SAINT JOSEPH'S	34	6	10	5	1	1	2	19	4	0	3	1	0	1	1	1	5	27	11	1	7	.270
Mar 19	SAINT JOSEPH'S	28	7	11	6	1	0	1	15	4	0	1	1	1	1	0	0	5	21	6	1	8	.276
Mar 19	SAINT JOSEPH'S	29	12	11	10	3	2	0	18	8	0	1	0	2	0	0	3	8	21	5	3	9	.281
Mar 20	SAINT JOSEPH'S	40	18	18	15	5	0	3	32	11	0	1	0	2	0	0	2	5	27	10	0	11	.292
Mar 25	XAVIER	29	7	7	5	3	0	2	16	7	0	2	1	0	1	1	1	9	27	9	2	4	.290
Mar 27	at Xavier	33	7	9	7	0	2	1	16	8	0	1	0	0	1	2	0	12	24	7	1	10	.289
Mar 28	at Xavier	35	5	8	4	2	0	1	13	7	0	3	0	0	0	1	0	13	24	10	0	11	.286
Mar 30	XAVIER	36	6	9	6	2	0	2	17	8	0	0	1	1	0	0	0	11	27	10	0	12	.284
*Apr 01	EAST CAROLINA	30	7	6	5	3	0	1	12	5	0	0	1	0	0	0	0	12	27	11	0	4	.281
*Apr 02	EAST CAROLINA	38	4	12	4	1	0	0	13	2	0	1	0	0	0	0	0	8	27	13	0	9	.283
*Apr 03	EAST CAROLINA	38	10	13	10	5	0	2	24	7	1	3	0	1	1	0	0	9	27	13	1	10	.285
Apr 06	WRIGHT STATE	31	7	8	6	3	0	1	14	3	0	2	1	1	0	1	1	8	27	11	1	5	.284
*Apr 08	HOUSTON	34	4	8	4	2	1	1	15	2	0	0	0	1	0	0	1	8	27	10	2	6	.283
*Apr 09	HOUSTON	28	13	11	13	0	2	2	21	7	0	2	1	2	0	1	1	6	21	17	2	5	.286
*Apr 10	HOUSTON	29	9	7	6	2	0	0	9	6	0	0	2	2	1	0	0	7	27	10	0	5	.284
Totals		1009	217	287	191	59	10	44	498	148	2	35	15	17	11	11	13	282	752	272	35	227	.284

2022 Cincinnati Baseball
 Team Game-by-Game for Cincinnati (as of Apr 10, 2022)
 Pitching (All games)

Date	Opponent	ip	h	r	er	bb	so	2b	3b	hr	wp	bk	hbp	dp	ibb	score	w-l	sv	era
Feb 18	at FGCU	9.0	4	6	6	6	10	1	0	3	0	0	2	1	0	9-6	1-0	0	6.00
Feb 19	at FGCU	11.0	13	14	13	12	15	3	0	0	3	1	4	2	0	15-14	2-0	1	8.55
Feb 19	at FGCU	6.0	7	10	5	8	6	1	1	0	2	0	1	0	0	5-10	2-1	1	8.31
Feb 20	at FGCU	8.0	17	16	15	9	7	3	0	0	4	0	6	0	0	8-16	2-2	1	10.32
Feb 25	at North Alabama	8.0	12	5	5	2	12	5	0	0	1	0	0	0	0	2-5	2-3	1	9.43
Mar 02	OHIO STATE	9.0	6	4	2	5	9	1	0	1	0	0	2	1	0	5-4	3-3	1	8.12
Mar 04	NORTHWESTERN	7.0	6	4	4	2	6	2	0	0	0	0	0	0	0	5-4	4-3	1	7.76
Mar 04	NORTHWESTERN	9.0	14	10	7	3	8	6	0	1	1	0	0	0	0	8-10	4-4	1	7.66
Mar 05	NORTHWESTERN	7.0	6	2	2	2	6	1	0	1	0	0	1	1	0	4-2	5-4	1	7.18
Mar 05	NORTHWESTERN	9.0	9	5	5	8	8	4	0	1	2	0	1	0	0	16-5	6-4	1	6.94
Mar 08	at Indiana	8.0	5	7	7	9	6	0	0	2	1	0	1	0	0	0-7	6-5	1	7.02
Mar 10	vs Michigan State	8.2	12	10	6	6	10	2	1	2	0	0	1	0	0	8-10	6-6	1	6.95
Mar 13	vs Western Carolina	8.0	11	8	6	2	7	2	0	1	0	0	4	1	0	6-8	6-7	1	6.94
Mar 14	at USC Upstate	8.0	9	8	5	5	2	1	1	0	1	0	0	0	0	3-8	6-8	1	6.85
Mar 15	at Wofford	8.0	9	8	5	4	5	4	0	1	1	0	2	2	1	1-8	6-9	1	6.77
Mar 18	SAINT JOSEPH'S	9.0	14	9	8	3	7	2	1	3	1	0	1	0	0	6-9	6-10	1	6.85
Mar 19	SAINT JOSEPH'S	7.0	8	6	5	6	5	3	0	0	0	0	1	0	1	7-6	7-10	1	6.83
Mar 19	SAINT JOSEPH'S	7.0	5	1	0	1	12	1	0	0	0	0	0	1	0	12-1	8-10	1	6.50
Mar 20	SAINT JOSEPH'S	9.0	12	9	9	5	8	4	1	1	0	0	2	1	0	18-9	9-10	1	6.65
Mar 25	XAVIER	9.0	10	8	8	6	7	3	0	2	0	0	0	1	0	7-8	9-11	1	6.72
Mar 27	at Xavier	8.0	11	8	7	1	9	2	0	2	0	0	1	0	0	7-8	9-12	1	6.78
Mar 28	at Xavier	8.0	11	6	6	5	7	1	2	0	1	1	3	0	0	5-6	9-13	1	6.77
Mar 30	XAVIER	9.0	12	10	10	7	6	1	0	2	2	0	2	0	0	6-10	9-14	1	6.93
*Apr 01	EAST CAROLINA	9.0	8	3	3	3	6	0	0	2	0	0	0	1	0	7-3	10-14	1	6.75
*Apr 02	EAST CAROLINA	9.0	12	8	8	6	8	4	0	2	1	0	1	0	0	4-8	10-15	1	6.80
*Apr 03	EAST CAROLINA	9.0	18	12	11	4	5	5	1	0	2	1	3	1	0	10-12	10-16	1	6.98
Apr 06	WRIGHT STATE	9.0	5	4	4	5	9	2	1	0	1	0	2	2	0	7-4	11-16	2	6.86
*Apr 08	HOUSTON	9.0	10	5	4	1	14	4	0	1	0	1	1	0	0	4-5	11-17	2	6.75
*Apr 09	HOUSTON	7.0	6	3	1	3	6	1	0	0	0	0	0	1	0	13-3	12-17	2	6.59
*Apr 10	HOUSTON	9.0	8	6	6	5	7	2	0	2	0	0	2	2	0	9-6	13-17	3	6.57
Totals		250.2	290	215	183	144	233	71	9	30	24	4	44	18	2	217-215	13-17	3	6.57

2022 Cincinnati Baseball
Games Summary for Cincinnati (as of Apr 10, 2022)
(All games)

Score by innings	1	2	3	4	5	6	7	8	9	EX	Total
Cincinnati	34	29	29	30	31	16	21	18	8	1	217
Opponents	40	17	32	19	21	20	27	11	28	0	215

Record when ...

Overall	13-17	After 6 leading	11-1
Conference	3-3 trailing	1-13
Non-Conference	10-14 tied	1-3
Home games	11-7	After 7 leading	7-1
Away games	2-8 trailing	1-15
Neutral site	0-2 tied	0-0
Day games	12-14	After 8 leading	7-1
Night games	1-3 trailing	0-14
vs Left starter	2-2 tied	1-1
vs Right starter	11-15		
1-Run games	4-4	Hit 0 home runs	2-4
2-Run games	1-4	... 1 home run	4-5
5+Run games	4-5	... 2+ home runs	7-8
Extra innings	1-0		
Shutouts	0-1	Opponent 0 home runs	6-6
	 1 home run	4-4
Scoring 0-2 runs	0-3 2+ HRs	3-7
..... 3-5 runs	3-5		
..... 6-9 runs	5-8	Made 0 errors	5-4
..... 10+ runs	5-1	... 1 error	6-4
	 2+ errors	2-9
Opponent 0-2 runs	2-0		
..... 3-5 runs	6-2	Opp. made 0 errors	4-5
..... 6-9 runs	4-9 1 error	1-9
..... 10+ runs	1-6 2+ errors	8-3
Scored in 1st inning	9-7	Out-hit opponent	11-2
Opp. scored in 1st	5-8	Out-hit by opponent	2-14
Scores first	7-7	Hits are tied	0-1
Opp. scores first	6-10		

Record when team scores:

Runs	0	1	2	3	4	5	6	7	8	9	10+
W-L	0-1	0-1	0-1	0-1	1-2	2-2	0-3	3-2	0-3	2-0	5-1

Record when opponent scores:

Runs	0	1	2	3	4	5	6	7	8	9	10+
W-L	0-0	1-0	1-0	2-0	3-0	1-2	3-1	0-1	0-6	1-1	1-6

Record when leading after:

Inn.	1	2	3	4	5	6	7	8
W-L	8-4	10-4	8-3	9-4	11-4	11-1	7-1	7-1

Record when trailing after:

Inn.	1	2	3	4	5	6	7	8
W-L	3-7	2-9	4-11	2-12	1-11	1-13	1-15	0-14

Record when tied after:

Inn.	1	2	3	4	5	6	7	8
W-L	2-6	1-4	1-3	2-1	1-2	1-3	0-0	1-1

Current winning streak: 2
 Longest winning streak: 3
 Longest losing streak: 6

Home attendance : 14526 (18 dates avg = 807)
 Away attendance : 6636 (12 dates avg = 553)
 Total attendance: 21162 (30 dates avg = 705)

2022 Cincinnati Baseball
Season Game Highs for Cincinnati (as of Apr 10, 2022)
(All games)

TEAM GAME HIGHS

Batting

At bats:	54	-	at FGCU (Feb 19, 2022)
Runs scored:	18	-	vs Saint Joseph's (Mar 20, 2022)
Hits:	19	-	at FGCU (Feb 19, 2022)
RBI's:	16	-	vs Northwestern (Mar 05, 2022)
Doubles:	5	-	vs Michigan State (Mar 10, 2022 at Greenville, SC)
	5	-	vs Saint Joseph's (Mar 20, 2022)
	5	-	vs East Carolina (Apr 03, 2022)
Triples:	2	-	vs Saint Joseph's (Mar 19, 2022)
	2	-	at Xavier (Mar 27, 2022)
	2	-	vs Houston (Apr 09, 2022)
Home runs:	4	-	vs Northwestern (Mar 05, 2022)
Total bases:	32	-	vs Saint Joseph's (Mar 20, 2022)
Walks:	11	-	vs Saint Joseph's (Mar 20, 2022)
Strikeouts:	15	-	at FGCU (Feb 19, 2022)
Sac hits:	2	-	vs Northwestern (Mar 05, 2022)
	2	-	vs Northwestern (Mar 05, 2022)
Sac flies:	2	-	at Xavier (Mar 27, 2022)
Stolen bases:	4	-	at FGCU (Feb 19, 2022)
Hit by pitch:	2	-	(5 times)
Caught stealing:	2	-	vs Houston (Apr 10, 2022)
Runners LOB:	14	-	at FGCU (Feb 19, 2022)
Hit into DP:	3	-	vs Saint Joseph's (Mar 19, 2022)

Fielding

Putouts:	33	-	at FGCU (Feb 19, 2022)
Assists:	17	-	vs Houston (Apr 09, 2022)
Errors:	4	-	at USC Upstate (Mar 14, 2022)
Passed balls:	2	-	at FGCU (Feb 19, 2022)
	2	-	vs Northwestern (Mar 04, 2022)
DPs turned:	2	-	(4 times)

Pitching

Innings pitched:	11.0	-	at FGCU (Feb 19, 2022)
Runs allowed:	16	-	at FGCU (Feb 20, 2022)
Earned runs:	15	-	at FGCU (Feb 20, 2022)
Walks allowed:	12	-	at FGCU (Feb 19, 2022)
Strikeouts:	15	-	at FGCU (Feb 19, 2022)
Hits allowed:	18	-	vs East Carolina (Apr 03, 2022)
Doubles allowed:	6	-	vs Northwestern (Mar 04, 2022)
Triples allowed:	2	-	at Xavier (Mar 28, 2022)
Homers allowed:	3	-	at FGCU (Feb 18, 2022)
	3	-	vs Saint Joseph's (Mar 18, 2022)
Wild pitches:	4	-	at FGCU (Feb 20, 2022)
Hit batters:	6	-	at FGCU (Feb 20, 2022)

2022 Cincinnati Baseball
Season Game Highs for Cincinnati (as of Apr 10, 2022)
(All games)

INDIVIDUAL GAME HIGHS

Batting

At bats:	7	- Hansen, Jake at FGCU (Feb 19, 2022)
Runs scored:	4	- Komistek, Paul at FGCU (Feb 19, 2022)
	4	- Sponseller, JP vs Northwestern (Mar 05, 2022)
Hits:	5	- Komistek, Paul at FGCU (Feb 19, 2022)
RBI:	7	- Sponseller, JP vs Northwestern (Mar 05, 2022)
Doubles:	2	- Merritt, Griffin vs Northwestern (Mar 04, 2022)
	2	- Merritt, Griffin vs Northwestern (Mar 04, 2022)
	2	- Powell, Joe vs Saint Joseph's (Mar 19, 2022)
Triples:	2	- Cross, Kerrington vs Saint Joseph's (Mar 19, 2022)
Home runs:	3	- Sponseller, JP vs Northwestern (Mar 05, 2022)
Total bases:	12	- Sponseller, JP vs Northwestern (Mar 05, 2022)
Walks:	3	- (4 times)
Strikeouts:	4	- Harting, Cole at North Alabama (Feb 25, 2022)
	4	- Merritt, Griffin at Wofford (Mar 15, 2022)
	4	- Hansen, Jake vs East Carolina (Apr 02, 2022)
Sac hits:	1	- (11 times)
Sac flies:	1	- (11 times)
Stolen bases:	1	- (35 times)
Hit by pitch:	1	- (17 times)
Caught stealing:	1	- (15 times)
Runners LOB:	5	- Nicholson, Ryan at FGCU (Feb 19, 2022)
	5	- Smith, Boston at Xavier (Mar 27, 2022)

Fielding

Putouts:	12	- Powell, Joe at North Alabama (Feb 25, 2022)
	12	- Scheler, Cam vs Saint Joseph's (Mar 19, 2022)
	12	- Powell, Joe vs Houston (Apr 08, 2022)
Assists:	7	- Stapp, Wyatt vs Saint Joseph's (Mar 20, 2022)
Errors:	2	- Smith, Boston at FGCU (Feb 20, 2022)
	2	- Cross, Kerrington vs Houston (Apr 09, 2022)
Passed balls:	2	- Smith, Boston at FGCU (Feb 19, 2022)
	2	- Scheler, Cam vs Northwestern (Mar 04, 2022)

Pitching

Innings pitched:	7.0	- Weaver, Tristan vs Northwestern (Mar 04, 2022)
	7.0	- Keathley, Beau vs Houston (Apr 09, 2022)
Runs allowed:	7	- Shea, Alex at FGCU (Feb 19, 2022)
Earned runs:	6	- Segal, Zach vs East Carolina (Apr 03, 2022)
Walks allowed:	5	- Harker, Garrett at FGCU (Feb 19, 2022)
	5	- Shea, Alex at FGCU (Feb 19, 2022)
	5	- Segal, Zach vs Saint Joseph's (Mar 19, 2022)
Strikeouts:	12	- Keathley, Beau vs Saint Joseph's (Mar 19, 2022)
Hits allowed:	9	- Keathley, Beau at Xavier (Mar 27, 2022)
	9	- Linn, Conner vs Houston (Apr 08, 2022)
Doubles allowed:	4	- Weaver, Tristan at North Alabama (Feb 25, 2022)
	4	- Linn, Conner vs Northwestern (Mar 05, 2022)
Triples allowed:	1	- (9 times)
Homers allowed:	2	- (4 times)

**2022 Cincinnati Baseball
Batting Leaders for Cincinnati (as of Apr 10, 2022)
(All games)**

Hitting minimums - 1 Games 75% of Games 3.0 TPA/Game
Pitching minimums - 1 Games 1.0 IP/Game

Batting avg		Slugging pct		On base pct	
1. 32 Komistek, Paul	.397	1. 15 Powell, Joe	.750	1. 32 Komistek, Paul	.485
2. 15 Powell, Joe	.368	2. 8 Merritt, Griffin	.735	2. 15 Powell, Joe	.479
3. 8 Merritt, Griffin	.333	3. 32 Komistek, Paul	.595	3. 8 Merritt, Griffin	.404
4. 10 Harting, Cole	.315	4. 25 Nicholson, Ryan	.557	4. 10 Harting, Cole	.394
5. 28 Cross, Kerrington	.290	5. 10 Harting, Cole	.519	5. 28 Cross, Kerrington	.385
Runs scored		Hits		Runs batted in	
1. 10 Harting, Cole	31	1. 32 Komistek, Paul	46	1. 8 Merritt, Griffin	30
2. 32 Komistek, Paul	30	2. 10 Harting, Cole	34	2. 10 Harting, Cole	26
3. 25 Nicholson, Ryan	25	8 Merritt, Griffin	34	3. 25 Nicholson, Ryan	24
4. 28 Cross, Kerrington	24	4. 25 Nicholson, Ryan	32	4. 15 Powell, Joe	20
5. 8 Merritt, Griffin	22	5. 28 Cross, Kerrington	29	5. 32 Komistek, Paul	19
Doubles		Triples		Home runs	
1. 8 Merritt, Griffin	9	1. 28 Cross, Kerrington	4	1. 8 Merritt, Griffin	10
2. 25 Nicholson, Ryan	8	2. 15 Powell, Joe	3	2. 25 Nicholson, Ryan	8
15 Powell, Joe	8	3. 32 Komistek, Paul	1	3. 32 Komistek, Paul	5
4. 32 Komistek, Paul	6	8 Merritt, Griffin	1	15 Powell, Joe	5
5. 2 tied at.....	5	10 Harting, Cole	1	10 Harting, Cole	5
Total bases		Walks		Hit by pitch	
1. 8 Merritt, Griffin	75	1. 32 Komistek, Paul	18	1. 6 tied at.....	2
2. 32 Komistek, Paul	69	2. 3 Sponseller, JP	16		
3. 25 Nicholson, Ryan	64	10 Harting, Cole	16		
4. 15 Powell, Joe	57	4. 28 Cross, Kerrington	15		
5. 10 Harting, Cole	56	15 Powell, Joe	15		
Sac bunts		Sac flies		Stolen bases	
1. 28 Cross, Kerrington	3	1. 10 Harting, Cole	3	1. 28 Cross, Kerrington	7
26 Palmieri, Max	3	2. 25 Nicholson, Ryan	2	2. 10 Harting, Cole	6
3. 16 Bremner, Dondrae	2	14 Stapp, Wyatt	2	3. 25 Nicholson, Ryan	5
4. 3 tied at.....	1	4. 4 tied at.....	1	4. 32 Komistek, Paul	4
				5. 9 Hansen, Jake	3
Caught stealing		Steal attempts		Stolen base pct	
1. 28 Cross, Kerrington	5	1. 28 Cross, Kerrington	12	1. 32 Komistek, Paul	1.000
2. 10 Harting, Cole	4	2. 10 Harting, Cole	10	25 Nicholson, Ryan	1.000
3. 6 tied at.....	1	3. 25 Nicholson, Ryan	5	3 Sponseller, JP	1.000
		4. 32 Komistek, Paul	4	4. 8 Merritt, Griffin	.667
		5. 3 tied at.....	3	15 Powell, Joe	.667
Strikeouts		Grounded into DP		Total plate appearances	
1. 10 Harting, Cole	37	1. 25 Nicholson, Ryan	3	1. 32 Komistek, Paul	137
2. 28 Cross, Kerrington	29	9 Hansen, Jake	3	2. 25 Nicholson, Ryan	131
8 Merritt, Griffin	29	3. 8 Merritt, Griffin	2	3. 10 Harting, Cole	127
4. 32 Komistek, Paul	25	4. 5 tied at.....	1	4. 28 Cross, Kerrington	120
5. 2 tied at.....	20			5. 8 Merritt, Griffin	114
At bats		Games played		Game starts	
1. 32 Komistek, Paul	116	1. 32 Komistek, Paul	30	1. 32 Komistek, Paul	30
2. 25 Nicholson, Ryan	115	25 Nicholson, Ryan	30	25 Nicholson, Ryan	30
3. 10 Harting, Cole	108	3. 10 Harting, Cole	29	3. 10 Harting, Cole	29
4. 8 Merritt, Griffin	102	4. 28 Cross, Kerrington	28	4. 8 Merritt, Griffin	27
5. 28 Cross, Kerrington	100	8 Merritt, Griffin	28	5. 28 Cross, Kerrington	26
Games as sub					
1. 38 Hegemann, Josh	11				
2. 24 McLaughlin, Sean	7				
26 Palmieri, Max	7				
4. 5 Scheler, Cam	6				
5. 2 tied at.....	5				

**2022 Cincinnati Baseball
Pitching Leaders for Cincinnati (as of Apr 10, 2022)
(All games)**

Hitting minimums - 1 Games 75% of Games 3.0 TPA/Game
Pitching minimums - 1 Games 1.0 IP/Game

Earned run avg		Opposing bat avg		Won-loss pct	
1. 2 Keathley, Beau	4.93	1. 2 Keathley, Beau	.270	1. 2 Keathley, Beau	.750
2. 18 Bergmann, Max	5.13	2. 18 Bergmann, Max	.301	2. 18 Bergmann, Max	.000
Wins		Losses		Saves	
1. 2 Keathley, Beau	3	1. 11 Weaver, Tristan	3	1. 6 Steckline, Ryan	1
11 Weaver, Tristan	3	77 Shea, Alex	3	43 Segal, Zach	1
3. 6 Steckline, Ryan	2	3. 20 Murphy, Jackson	2	33 Hopewell, Chase	1
42 Linn, Conner	2	18 Bergmann, Max	2		
20 Murphy, Jackson	2	5. 7 tied at.....	1		
Innings pitched		Batters struck out		Appearances	
1. 2 Keathley, Beau	38.1	1. 2 Keathley, Beau	50	1. 20 Murphy, Jackson	12
2. 18 Bergmann, Max	33.1	2. 18 Bergmann, Max	31	2. 6 Steckline, Ryan	11
		3. 11 Weaver, Tristan	30	18 Bergmann, Max	11
		4. 6 Steckline, Ryan	20	4. 33 Hopewell, Chase	9
		5. 35 Harker, Garrett	18	2 Keathley, Beau	9
Games started		Games finished		Games in relief	
1. 11 Weaver, Tristan	6	1. 6 Steckline, Ryan	8	1. 20 Murphy, Jackson	12
2. 43 Segal, Zach	5	2. 20 Murphy, Jackson	5	2. 18 Bergmann, Max	11
35 Harker, Garrett	5	3. 33 Hopewell, Chase	3	6 Steckline, Ryan	11
4. 42 Linn, Conner	4	35 Harker, Garrett	3	4. 33 Hopewell, Chase	9
2 Keathley, Beau	4	18 Bergmann, Max	3	5. 0 Kemp, Evan	7
Wild pitches		Balks		Hit batters	
1. 43 Segal, Zach	3	1. 42 Linn, Conner	1	1. 43 Segal, Zach	9
23 Vore, Ben	3	43 Segal, Zach	1	2. 18 Bergmann, Max	5
35 Harker, Garrett	3	35 Harker, Garrett	1	3. 77 Shea, Alex	4
4. 7 tied at....	2	18 Bergmann, Max	1	2 Keathley, Beau	4
				5. 3 tied at.....	3
Intentional BB allowed		Runners picked off		Batters SO out looking	
1. 6 Steckline, Ryan	2	1. 18 Bergmann, Max	2	1. 2 Keathley, Beau	12
		2. 15 Powell, Joe	1	2. 6 Steckline, Ryan	8
		35 Harker, Garrett	1	3. 35 Harker, Garrett	5
		5 Scheler, Cam	1	11 Weaver, Tristan	5
				77 Shea, Alex	5
Sac bunts allowed		Sac flies allowed		Hits allowed	
1. 77 Shea, Alex	3	1. 11 Weaver, Tristan	2	1. 18 Bergmann, Max	40
2. 11 Weaver, Tristan	2	17 Murray, Nick	2	2. 2 Keathley, Beau	43
42 Linn, Conner	2	3. 6 tied at.....	1		
4. 3 tied at....	1				
Runs allowed		Earned runs allowed		Walks allowed	
1. 18 Bergmann, Max	20	1. 18 Bergmann, Max	19	1. 18 Bergmann, Max	9
2. 2 Keathley, Beau	26	2. 2 Keathley, Beau	21	2. 2 Keathley, Beau	17
Doubles allowed		Triples allowed		Home runs allowed	
1. 2 Keathley, Beau	6	1. 2 Keathley, Beau	0	1. 2 Keathley, Beau	3
2. 18 Bergmann, Max	7	2. 18 Bergmann, Max	1	2. 18 Bergmann, Max	4

**2022 Cincinnati Baseball
Fielding Leaders for Cincinnati (as of Apr 10, 2022)
(All games)**

Hitting minimums - 1 Games 75% of Games
Pitching minimums - 1 Games 1.0 IP/Game

Fielding pct		Chances		Putouts	
1. 25 Nicholson, Ryan	1.000	1. 25 Nicholson, Ryan	229	1. 25 Nicholson, Ryan	220
15 Powell, Joe	1.000	2. 15 Powell, Joe	164	2. 15 Powell, Joe	146
3. 32 Komistek, Paul	.982	3. 28 Cross, Kerrington	91	3. 10 Harting, Cole	72
4. 8 Merritt, Griffin	.976	4. 5 Scheler, Cam	80	5 Scheler, Cam	72
5. 10 Harting, Cole	.960	5. 10 Harting, Cole	75	5. 32 Komistek, Paul	50
Assists		Errors		Fielding double plays	
1. 28 Cross, Kerrington	51	1. 28 Cross, Kerrington	10	1. 25 Nicholson, Ryan	16
2. 14 Stapp, Wyatt	45	2. 10 Harting, Cole	3	2. 9 Hansen, Jake	11
3. 26 Palmieri, Max	34	9 Hansen, Jake	3	3. 26 Palmieri, Max	7
4. 9 Hansen, Jake	32	16 Bremner, Dondrae	3	4. 14 Stapp, Wyatt	6
5. 16 Bremner, Dondrae	24	26 Palmieri, Max	3	5. 28 Cross, Kerrington	5
Stolen bases against		Caught stealing by		Steal attempts against	
1. 15 Powell, Joe	17	1. 15 Powell, Joe	8	1. 15 Powell, Joe	25
2. 5 Scheler, Cam	7	2. 5 Scheler, Cam	5	2. 5 Scheler, Cam	12
3. 23 Vore, Ben	5	3. 18 Bergmann, Max	4	3. 18 Bergmann, Max	7
4. 33 Hopewell, Chase	4	4. 20 Murphy, Jackson	2	23 Vore, Ben	7
5. 18 Bergmann, Max	3	23 Vore, Ben	2	5. 33 Hopewell, Chase	5
Passed balls		Catchers interference			
1. 5 Scheler, Cam	4				
2. 21 Smith, Boston	2				
15 Powell, Joe	2				

NCAA Statistics

Cincinnati - 2021-22 Baseball Ranking Summary thru games 04/10/2022

Statistic	National Conference		Value	National Leader	Value	Conference Leader	
	Rank	Rank				Value	Value
Base on Balls (293 ranked)	72	2	148	Texas Tech	217	South Fla.	181
Batting Average (293 ranked)	81	2	0.284	UNLV	0.333	UCF	0.286
Double Plays (293 ranked)	153	5	18	New Mexico	41	South Fla. UCF	29 29
Double Plays Per Game (293 ranked)	156	5	0.60	New Mexico	1.28	South Fla. UCF	0.91 0.91
Doubles (293 ranked)	85	3	59	UNLV	91	Tulane	84
Doubles Per Game (293 ranked)	90	2	1.97	UNLV	2.84	Tulane	2.55
Earned Run Average (293 ranked)	230	8	6.57	Tennessee	1.89	UCF	3.28
Fielding Percentage (293 ranked)	150	7	0.967	Oregon St.	0.988	East Carolina	0.983
Hit Batters (293 ranked)	56	1	44	Iona	72	Cincinnati	44
Hit by Pitch (290 ranked)	284	8	17	LSU	74	South Fla.	55
Hits (293 ranked)	110	5	287	UNLV	405	Tulane	309
Hits Allowed Per Nine Innings (293 ranked)	215	8	10.41	Tennessee	5.60	UCF	7.50
Home Runs (292 ranked)	36	1	44	Tennessee	79	Cincinnati South Fla.	44 44
Home Runs Per Game (293 ranked)	32	1	1.47	Tennessee	2.47	Cincinnati	1.47
On Base Percentage (293 ranked)	94	3	0.381	Tennessee	0.439	South Fla.	0.398
Runs (293 ranked)	74	4	217	Texas Tech	341	Tulane	240
Sacrifice Bunts (291 ranked)	126	3	11	Wofford	39	East Carolina	26
Sacrifice Flies (293 ranked)	157	7	11	UTSA	25	East Carolina Tulane	18 18
Scoring (293 ranked)	64	2	7.2	Virginia	10.3	Tulane	7.3
Shutouts (97 ranked)				7 teams tied	6	UCF	6
Slugging Percentage (293 ranked)	31	1	0.494	Tennessee	0.648	Cincinnati	0.494
Stolen Bases (293 ranked)	122	3	35	Texas Southern	139	UCF	66
Stolen Bases Per Game (293 ranked)	126	3	1.17	Texas Southern	4.63	UCF	2.06
Strikeout-to-Walk Ratio (293 ranked)	220	8	1.62	Tennessee	5.54	East Carolina	2.83
Strikeouts Per Nine Innings (293 ranked)	173	8	8.4	Iowa	12.7	Memphis	10.5
Triple Plays (1 ranked)				Grambling Lafayette	1 1		
Triples (290 ranked)	37	1	10	Arizona	19	Cincinnati	10
Triples Per Game (292 ranked)	39	1	0.33	Arizona	0.59	Cincinnati	0.33
WHIP (293 ranked)	234	8	1.73	Tennessee	0.86	UCF	1.26
WL Pct (293 ranked)	199	7	0.433	Tennessee	0.969	Tulane	0.682
Walks Allowed Per Nine Innings (293 ranked)	227	7	5.17	Tennessee	2.11	Houston	3.42

Statistic	Player	National Rank	Conference Rank	Value	National Leader	Value	Conference Leader	Value
Base on Balls (135 ranked)					Brayden Taylor, TCU	36	Drew Brutcher, South Fla.	30
Base on Balls Per Game (141 ranked)					Matt Padre, Manhattan	1.21	Drew Brutcher, South Fla.	0.94
Batting Average (249 ranked)	Paul Komistek Joe Powell	51 141	2 6	0.397 0.368	Sonny DiChiara, Auburn	0.452	Ethan Groff, Tulane	0.409
Complete Games (25 ranked)	Beau Keathley Tristan Weaver	25 25	1 1	1 1	Noah Covington, UMES	4	6 players tied	1
Doubles (147 ranked)					Ethan O'Donnell, Northwestern Nick Wang, Holy Cross	18 18	Ethan Groff, Tulane	14
Doubles Per Game (150 ranked)					Ethan O'Donnell, Northwestern	0.67	Ethan Groff, Tulane	0.47
Earned Run Average (199 ranked)					Connor Staine, UCF	0.00	Connor Staine, UCF	0.00
Games Started (19 ranked)					Campbell Ellis, VCU Dom Marcoccio, Wofford	11 11	8 players tied	8
Hit Batters (125 ranked)	Zach Segal	38	1	9	Damon Elarton , Ark.-Pine Bluff	20	Zach Segal, Cincinnati	9
Hit By Pitch Per Game (143 ranked)					Rhett Rosevear, Southeastern La.	0.66	Daniel Cantu, South Fla.	0.32
Hit by Pitch (141 ranked)					Rhett Rosevear, Southeastern La.	21	Daniel Cantu, South Fla.	10
Hits (140 ranked)	Paul Komistek	53	2	46	Murphy Stehly, Texas	60	Carmine Lane, South Fla.	47
Hits Allowed Per Nine Innings (150 ranked)					Connor Staine, UCF	3.03	Connor Staine, UCF	3.03
Hits Per Game (146 ranked)	Paul Komistek	60	1	1.53	Dom Toso, Richmond	1.96	Paul Komistek, Cincinnati	1.53
Home Runs (117 ranked)	Griffin Merritt Ryan Nicholson	40 117	1 5	10 8	Andy Garriola, Old Dominion Jason Hinchman, Tennessee Tech Kevin Parada, Georgia Tech	15 15 15	Drew Brutcher, South Fla. Griffin Merritt, Cincinnati	10 10
Home Runs Per Game (147 ranked)	Griffin Merritt Ryan Nicholson	41 147	1 5	0.36 0.27	Ryan Cermak, Illinois St.	0.52	Griffin Merritt, Cincinnati	0.36
On Base Percentage (150 ranked)	Paul Komistek Joe Powell	75 100	2 4	0.485 0.479	Sonny DiChiara, Auburn	0.595	Ethan Groff, Tulane	0.496
Pitching Appearances (73 ranked)					Shawn Rapp, North Carolina	24	Garrett Saylor, East Carolina	19
Runs (144 ranked)	Cole Harting	144	2	31	Jace Jung, Texas Tech	47	Ethan Groff, Tulane	39
Runs Batted In (119 ranked)					Carlos Contreras, Sam Houston	59	Carmine Lane, South Fla.	39
Runs Batted In Per Game (147 ranked)	Griffin Merritt	115	2	1.07	Carlos Contreras, Sam Houston	1.84	Carmine Lane, South Fla.	1.22
Runs Per Game (142 ranked)	Cole Harting	139	2	1.07	Brett Callahan, Saint Joseph's Justin Cooper, Texas Southern	1.50 1.50	Ethan Groff, Tulane	1.30
Sacrifice Bunts (80 ranked)					Tilo Skole, The Citadel	12	Andrew Stewart, Wichita St.	5
Sacrifice Bunts Per Game (150 ranked)					Justin Simpson, Central Mich.	0.42	Andrew Stewart, Wichita St.	0.20
Sacrifice Flies (102 ranked)	Cole Harting	102	2	3	Nick Goodwin, Kansas St. Anthony Herron Jr., New Orleans	7 7	Jacob Jenkins-Cowart, East Carolina	4
Saves (357 ranked)	Zach Segal Chase Hopewell Ryan Steckline	357 357 357	11 11 11	1 1 1	Will Brian, Eastern Ky. Kyle Brennan, Belmont	11 11	Zach Devito, Tulane	8
Slugging Percentage (250 ranked)	Joe Powell Griffin Merritt Paul Komistek	29 34 239	1 2 9	0.750 0.735 0.595	Sonny DiChiara, Auburn	0.946	Joe Powell, Cincinnati	0.750
Stolen Bases (111 ranked)					Johnathon Thomas, Texas Southern	38	Gephyr Pena, UCF	17
Stolen Bases Per Game (147 ranked)					Johnathon Thomas, Texas Southern	1.27	Gephyr Pena, UCF	0.53
Strikeout-to-Walk Ratio (147 ranked)					Danny Garcia, Stetson	46.00	Grant Siegel, Tulane	7.67
Strikeouts (130 ranked)	Beau Keathley	105	4	50	Parker Messick, Florida St. Shemar Page, Grambling Drew Thorpe, Cal Poly	80 80 80	Orion Kerkering, South Fla.	60
Strikeouts Per Nine Innings (150 ranked)	Beau Keathley	75	3	11.74	Colin Fields, Valparaiso	15.77	Garrett Saylor, East Carolina	13.50
Total Bases (148 ranked)	Griffin Merritt	97	3	75	Kevin Parada, Georgia Tech	109	Carmine Lane, South Fla.	85
Toughest to Strike Out (150 ranked)					David Hogarth, William & Mary	36.3	Lane Hoover, East Carolina	12.4
Triples (124 ranked)	Kerrington Cross Joe Powell	7 31	1 2	4 3	Gabe Vasquez, Texas Southern	6	Kerrington Cross, Cincinnati	4
Triples Per Game (149 ranked)	Kerrington Cross Joe Powell	14 26	1 2	0.14 0.12	Gabe Vasquez, Texas Southern	0.20	Kerrington Cross, Cincinnati	0.14
Victories (92 ranked)					7 players tied	7	Grant Siegel, Tulane	6
WHIP (150 ranked)					Drew Beam, Tennessee	0.53	Connor Staine, UCF	0.73
Walks Allowed Per Nine Innings (150 ranked)					Nate Mitchell, Navy	0.25	Grant Siegel, Tulane	1.29