



CINCINNATI™

2022 BASEBALL GAME NOTES



2022 SCHEDULE / RESULTS

DATE	OPPONENT	TIME/RESULT
02/18	@ FGCU	W, 9-6
02/19	@ FGCU	W, 15-14
02/19	@ FGCU	L, 10-5
02/20	@ FGCU	L, 16-8
02/25	@ North Alabama	L, 5-2
02/26	@ North Alabama	Canceled
02/26	@ North Alabama	Canceled
02/27	@ North Alabama	Canceled
03/02	OHIO STATE	W, 5-4
03/04	NORTHWESTERN	W, 5-4
03/05	NORTHWESTERN	L, 10-8
03/05	NORTHWESTERN	W, 4-2
03/06	NORTHWESTERN	W, 16-5
03/08	@ Indiana	L, 7-0
03/11	Michigan State	L, 10-8
03/12	Kansas	Canceled
03/13	Western Carolina	L, 8-6
03/14	@ USC Upstate	L, 8-3
03/15	@ Wofford	L, 8-1
03/18	SAINT JOSEPH'S	L, 9-6
03/19	SAINT JOSEPH'S	W, 7-6
03/19	SAINT JOSEPH'S	W, 12-1
03/20	SAINT JOSEPH'S	W, 18-9
03/25	XAVIER	L, 8-7
03/27	@ Xavier	L, 8-7
03/28	Xavier	L, 6-5
03/30	XAVIER	L, 10-6
04/01	ECU *	W, 7-3
04/02	ECU *	L, 8-4
04/03	ECU *	L, 12-10
04/06	Wright State	W, 7-4
04/08	HOUSTON *	5 p.m.
04/09	HOUSTON *	4 p.m.
04/10	HOUSTON *	Noon
04/12	@ Louisville	6 p.m.
04/14	@ Wichita State *	7 p.m.
04/15	@ Wichita State *	7 p.m.
04/16	@ Wichita State *	1 p.m.
04/20	INDIANA	6 p.m.
04/22	USF *	5 p.m.
04/23	USF *	4 p.m.
04/24	USF *	Noon
04/29	@ ECU *	6:30 p.m.
04/30	@ ECU *	4 p.m.
05/01	@ ECU *	1 p.m.
05/03	WRIGHT STATE	6 p.m.
05/06	@ Tulane *	7:30 p.m.
05/07	@ Tulane *	3 p.m.
05/08	@ Tulane *	2 p.m.
05/11	NKU	11 a.m.
05/13	MEMPHIS *	5 p.m.
05/14	MEMPHIS *	4 p.m.
05/15	MEMPHIS *	Noon
05/17	@ Ohio State	6:05 p.m.
05/19	@ UCF *	6 p.m.
05/20	@ UCF *	6 P.M.
05/21	@ UCF *	6 P.M.

AAC CHAMPIONSHIP

* May 24-29 (Clearwater, Florida • BayCare Ballpark)

* - AAC game; Home games, in **BOLD CAPS**, played at UC Baseball Stadium. Times and dates subject to change.

All home games will be broadcasted on ESPN+.



CINCINNATI

BEARCATS



HOUSTON

COUGARS



APRIL 8-10, 2022 • UC BASEBALL STADIUM • CINCINNATI, OHIO

CINCINNATI

2022 Record.....11-16, 1-2 AAC
Head Coach.....Scott Googins
Record at UC.....106-109 (5th)
Career Record.....447-466 (17th)

SERIES INFORMATION

Live Stats.....BearcatStats.com
Watch.....ESPN+
Series Record.....UC trails 14-38
Last Meeting.....2021

HOUSTON

2022 Record.....20-9, 2-1 AAC
Head Coach.....Todd Whitting
School Record.....365-272-1(12th)
Career Record.....Same

PROBABLE STARTING PITCHERS

FRIDAY, APRIL 8

5 p.m. • ESPN+

LHP **Conner Linn**

vs. RHP **Jaycob Deese**

SATURDAY, APRIL 9

4 p.m. • ESPN+

RHP **Beau Keathley**

vs. RHP **Nathan Medrano**

SUNDAY, APRIL 10

12 p.m. • ESPN+

TBD

vs. RHP **Derrick Cherry**

CINCINNATI – The University of Cincinnati baseball team hops right back into conference play this weekend as it takes on the Houston Cougars for a three-game set at UC Baseball Stadium. The series will begin at 5:00 p.m. ET Friday, continue at 4:00 p.m. Saturday and conclude on Sunday at noon.

The games will be streamed on ESPN+ and live stats will be available at BearcatStats.com.

SERIES BUSINESS

- UC trails in the all-time series against Houston, 14-38-1. The Bearcats have won six of the last nine matchups.

SETTING THE STAGE

- UC is fresh off a win at home against Wright State Wednesday. The Bearcats went 1-2 last weekend against ECU.
- Houston is having a terrific year so far and is riding a three-game win streak. The Cougars have won five of their last six games.

ABOUT THE BEARCATS

- The Bearcats average 7.1 runs per game, which ranks third in the American Athletic Conference and is only 0.2 off the leader USF (7.3).
- The Bearcats have two players in the top-3 in home runs in the conference. Griffin Merritt ranks second with nine and Ryan Nicholson is on his heels with eight of his own. Paul Komistek's 42 hits also lead the conference.
- Cincinnati currently has four starters with five or more home runs - Merritt (9), Nicholson (8), Komistek (5) and Joe Powell (5). Those four alone have accounted for over 46% of the team's RBIs and 66% of the home runs.
- Merritt (1.162), Komistek (1.098) and Powell (1.269) each have over a 1.000 OPS, and Komistek (.400) and Powell's (.375) batting averages rank second and fifth in the AAC, respectively.
- As a team, UC has hit 41 homers and 1.52 homers per game, both of which are best in the conference and in the top-34 nationally. The team also leads the AAC in batting average (.284) and slugging percentage (.493).

PROBABLE STARTING LINEUP

NO.	NAME (B/T)	POS	HT	WT	YR	HOMETOWN	AVG	GP-GS	R	H	RBI	SB
32	Paul Komistek (R/R)	OF	6-2	200	r-Jr.	Knoxville, Tenn.	.400	27-27	25	42	17	4
15	Joe Powell (R/R)	C	5-10	160	r-So.	Mason, Ohio	.375	21-19	15	24	16	2
8	Griffin Merritt (R/R)	OF	6-2	225	r-Jr.	Cincinnati, Ohio	.348	25-24	21	32	25	2
44	Ryan Nicholson (L/L)	INF	6-3	215	r-So.	Louisville, Ky.	.286	27-27	24	30	20	5
10	Cole Harting (R/R)	OF	5-11	205	So.	West Chester, Ohio	.316	26-26	27	31	19	5
28	Kerrington Cross (R/R)	INF	6-0	200	r-Fr.	Brownsburg, Ind.	.275	25-23	21	25	16	7
3	JP Sponseller (L/R)	OF	5-10	200	r-So.	Mason, Ohio	.211	24-20	16	16	16	1
14	Wyatt Stapp (L/R)	INF	6-1	205	r-Sr.	Keller, Texas	.270	17-17	7	17	12	0
9	Jake Hansen (L/R)	INF	6-1	200	r-Sr.	Westchester, Ill.	.143	21-17	7	8	5	3



THE AMERICAN ON ESPN+

All 25 Cincinnati home baseball games will air on ESPN+. Most conference road games will be aired on ESPN+. Visit the opposing team's website for more information on its broadcast schedule.

Visit gobearcats.com/espn to subscribe and stream all the Bearcats' games this season.

SERIES ROTATION

GAME 1



CONNER LINN LHP **#42**
 2022 STATS: 2-0, 16.1 IP, 2.20 ERA, 9 K's

Height: 6-2
 Weight: 203
 B/T: L/L

Year: Sophomore
 Hometown: Kokomo, Ind.
 High School: Western

LAST START

picked up right where he left off, shutting down ECU's bats over six innings while only giving up one run for his second quality start of the year.

2021 RECAP

Linn appeared in six games during his freshman year, pitching 9.2 innings. He threw 2+ innings on three occasions and threw a clean inning against ECU on May 14, 2021.

2022 GAME LOG (3 STARTS)

BEARCATS RECORD: 2-1

DATE	OPP	DEC	IP	H	R	ER	HR	BB	K	NP	ERA
3/5	Northwestern	W, 16-5	6.1	6	3	3	1	3	2	86	4.26
3/15	at Wofford	ND, L, 8-1	4.0	5	1	0	0	2	3	67	0.00
4/1	East Carolina	W, 7-3	6.0	5	1	1	1	2	4	95	1.50
TOTALS		2-0	16.1	16	5	4	2	7	9	248	2.20

GAME 2



BEAU KEATHLEY RHP **#2**
 2022 STATS: 2-1, 5.74 ERA, 31.1 IP, 44 K's

Height: 6-1
 Weight: 165
 B/T: R/R

Year: Junior
 Hometown: Taylor, Mich.
 High School: Truman

LAST START

Went six strong innings, giving up four runs and striking out six batters against East Carolina.

2021 RECAP

He appeared in 18 games and pitched 41 innings and had an ERA of 5.49 with 4 games started, 2 wins, 1 save, and 42 strikeouts. He pitched 6 innings versus Wichita State, along with recording his 150th career strikeout (4/24).

2022 GAME LOG (3 STARTS, 8 APPEARANCES)

BEARCATS RECORD: 3-5

DATE	OPP	DEC	IP	H	R	ER	HR	BB	K	NP	ERA
02/18	at FGCU	ND, W, 9-6	1.1	1	4	4	1	3	3	38	27.00
2/20	at FGCU	ND, L, 16-8	2.0	8	5	5	0	1	2	58	24.30
3/2	Ohio State	W, 5-4	6.1	4	0	0	0	1	8	--	0.00
3/8	at Indiana	ND, L, 7-0	0.1	0	0	0	0	2	0	24	0.00
3/10	vs. Mich. State	ND, L, 10-8	4.1	4	3	2	0	4	6	73	4.15
3/19	Saint Joseph's	W, 12-1	6.0	3	1	0	0	0	12	--	0.00
3/27	at Xavier	ND, L, 8-7	5.0	9	6	5	1	1	7	98	9.00
4/2	East Carolina	L, 8-4	6.0	8	4	4	1	2	6	97	6.00
TOTALS		2-1	31.1	37	23	20	3	14	44	388+	5.74

GAME 3

TBD

QUICK FACTS

GENERAL

Location	Cincinnati, OH 45221
Founded	1819
Enrollment	46,710
Conference	American Athletic
Nickname	Bearcats
Colors	Red (PMS 186) & Black
Home Field	UC Baseball Stadium
President	Neville G. Pinto, PhD
Director of Athletics	John Cunningham
Faculty Representative	Brian Hatch, PhD

HISTORY

First Year of Baseball	1888
All-Time Record	1,640-1803-21
No. Yrs in NCAA Tournament/Last	6/2019
Last NCAA Post-Season Opponent	Creighton, L, 6-1

COACHING STAFF

Head Coach	Scott Googins (Ohio Wesleyan '91)
Overall Record (Year)	447-466 (17th)
Record at Cincinnati (Year)	106-109 (5th)
Assistant Coach	JD Heilmann (Cincinnati '97)
Year at Cincinnati	Fifth/10th
Assistant Coach	Kyle Sprague (Malone '11)
Year at Cincinnati	Fifth
Volunteer Assistant	Lee Sponseller (Ohio Dominican '17)
Year at Cincinnati	Second

SUPPORT STAFF

Director of Operations	Andy Nagel (7th season)
Athletic Trainer	Mary Ankrom (5th season)
Strength & Conditioning	Chaz Calloway (7th season)

2021 INFORMATION

Overall Record:	29-26
Home	17-8
Road	12-16
Neutral	0-2
Conference Record	18-14
Home	10-6
Road	8-8
Finish	4th
2021 AAC Championship	0-2

2022 TEAM

Position Starters Returning/Lost:	6/3
Pitching Starters Returning/Lost:	2/2

2022 SCHEDULE INFORMATION

Home/Away, Neutral Games:	24/27/4
American Home/Away Games:	12/12
Non-Conf. Home/Away, Neutral Games:	12/15/4

COMMUNICATIONS

Baseball Contact	Alex Pepke
Phone	412-996-5598
Email	pepkeaj@mail.uc.edu
Secondary Baseball Contact	Connor Boyle
Phone	513-556-2234
Email	boylecp@ucmail.uc.edu

FOLLOW THE BEARCATS

For all the latest information on Cincinnati baseball, please visit GoBEARCATS.com. For up-to-the-minute updates, follow UC baseball (@GoBearsBase) on Twitter, Instagram and Facebook.

MATCHING THEM UP

BATTING	AVG	OPS	GP	AB	R	H	2B	3B	HR	RBI	TB	SLG%	BB	HBP	SO	GDP	OB%	SF	SH	SB-A
Cincinnati	.284	.871	27	918	191	261	55	7	41	168	453	.493	133	12	261	11	.378	10	10	33-45
Houston	.282	.796	29	966	194	272	52	8	25	172	415	.430	104	32	234	15	.366	12	7	45-64

PITCHING	ERA	WHIP	W-L	APP	CG	SH	SV	IP	H	R	ER	BB	SO	2B	3B	HR	AB	AVG	WP	HBP	BK	SFA	SHA
Cincinnati	6.86	1.78	11-16	99	1	0	2	225.2	266	201	172	135	206	64	9	27	902	.295	24	41	3	10	10
Houston	4.33	1.31	20-9	-	1	0	9	257.2	244	139	124	92	254	53	9	28	-	.252	26	36	1	16	14

ELITE OFFENSE

- The Bearcats rank 34th in the nation with 41 homers and 28th in homers per game (1.52), both of which are tops in the AAC.
- In the conference, UC leads in slugging % (.493), is third in runs scored per game (7.1), first in batting average (.284) and first in total bases (453). Its .378 on-base percentage is good for third in the AAC.
- Joe Powell (.781) and Griffin Merritt (.750) rank first and third, respectively, in the AAC in slugging percentage. Those numbers are good for 20th and 38th in the country.

LINNSANITY

- Sophomore pitcher Conner Linn has been great for the Bearcats this year, pitching to a 2.20 ERA through three starts.
- Linn has put together a trio of starts that includes two quality starts against Northwestern and East Carolina. His other start was against Wofford on March 15 when he tossed four shutout innings.
- In his latest start against the reigning regular-season AAC champion East Carolina Pirates, the left-hander went six innings and gave up only one run while striking out four.
- His start against Northwestern on March 5 was his first-ever start, and it looks like he'll have plenty more.

HOME COOKING

- UC won its first home game against Ohio State, 5-4. That marks the sixth-straight year it has won its home opener.
- Cincinnati followed that up by winning three of four against Northwestern, starting the year 4-1 at home.
- The Bearcats have a 293-184 (.613) all-time record at UC Baseball Stadium and have only had three seasons with a .500 winning percentage or lower at home.
- Since 2016, the team's home record is 101-55 (.647).
- The Bearcats are in the midst of a stretch where they play 13 of 15 games at home.

CARDIAC 'CATS

- The Bearcats have already ended two games this year with two walk-offs - two homers and a wild pitch.
- On March 2, Cam Scheler hit a pinch-hit walk-off homer to right field to beat Ohio State.
- Just three days later on March 5, Cole Harting hit his first homer of the year at the perfect time, driving one to right to beat Northwestern, 4-2.
- UC is 4-3 in one-run games this season, and have played in 16 games that have been within three runs.

BEARCATS IN THE OUTFIELD

- Three Bearcats were named to the preseason All-AAC team - OF Paul Komistek, OF Cole Harting and OF Griffin Merritt.
- Harting, a sophomore, hit .289, led the team in runs (49, 5th in AAC) and tied for the team-lead in home runs (10) in his true freshman season.
- Merritt, a junior, tied with Harting for the team-lead in home runs (10), was third in RBIs (38) and ranked fifth in OPS (.873).
- All three landed on D1 Baseball's Preseason Top 150 Outfielders list. Komistek was ranked 26th in the nation, Harting was placed at 77th and Merritt came in at 127th.

A NEW STANDARD

- UC was picked by the conference's coaches to finish in third place in the AAC in 2022, which is the highest since joining the conference for the 2014 season.
- The highest the Bearcats have ever been picked to finish in the AAC prior to this year was fifth in 2017.

GOING, GOING, GONE

- After the first weekend of college baseball this year, UC led the nation in home runs with nine. They now rank first in the conference and 34th in the nation with 41.
- Harting and Sponseller have four each, Nicholson has eight, Komistek has five and Merritt has 9 long balls.
- Joe Powell has five homers in only 64 at-bats, averaging one every 12.8 ABs.
- The Bearcats launched 67 homers during the 2021 season, which ranked third in the conference. They are on pace for 80 right now.

KOMISTEK RAKES

- Through 27 games, Komistek is second in the AAC with a .400 batting average and leads the league in hits with 42.
- He's second on the team in runs (25), ranks second in total bases (85), third in homers (5) and third in slugging % (.619).
- His .479 on-base percentage is the fourth-highest in the conference. In five games last week, Komistek hit .571 (12-21), scored six times, drove in four runs and walked three times.
- The redshirt junior outfielder from Knoxville, Tenn. was named the 2022 Preseason AAC Player of the Year by the league's coaches.
- In the conference, he ranked second in BA (.364), third in slugging percentage (.599) and second in on-base percentage (.459), which all led UC in 2021.
- Komistek is only the second UC player to be named the AAC Preseason Player of the Year. The other was Ian Happ in 2015, who is now an outfielder for the Chicago Cubs.

MILESTONE WATCH

- Head coach Scott Googins now has 106 wins at UC in his five seasons, which is the third-most for a Bearcats coach. He ranks behind only Brian Cleary (434) and Glenn Sample (391).
- Tristan Weaver recorded his 150th career strikeout on March 25 against Xavier. He now has 151 in his career (28 at UC, 123 at Indiana State).
- Coming into this season, Komistek has a career .579 slugging percentage and a .442 on-base percentage. The slugging percentage would rank eighth all-time in UC history and the on-base percentage would rank sixth.

AAC PLAY

- The Bearcats went 1-2 against ECU in the opening weekend of AAC play.
- Coming into this weekend, head coach Scott Googins has a 44-39 (.530) record at UC in conference play.
- The Bearcats will follow the Houston series with three of their last five AAC series' on the road, ending with three games against UCF on May 19-21 before the conference tournament begins on May 24.

NOTES

WEEKLY HONORS

AAC PLAYER OF THE WEEK

NAME	HONOR [Date]
Beau Keathley	Pitcher of the Week - March 21

HONOR ROLL

NAME	DATE
Paul Komistek	Feb. 21
JP Sponseller	March 7

COLLEGIATE BASEBALL'S PLAYER OF THE WEEK

NAME	HONOR [Date]
JP Sponseller	March 7

PRESEASON ALL-AAC

Paul Komistek (OF), Cole Harting (OF), Griffin Merritt (OF)
 Paul Komistek - AAC Preseason Player of the Year

CURRENT PRO PLAYERS

MAJOR LEAGUE BASEBALL

NAME	TEAM
Ian Happ	Chicago Cubs
Josh Harrison	Chicago White Sox
Art Warren	Cincinnati

MINOR LEAGUE BASEBALL

NAME	TEAM
Cam Alldred	Indianapolis (AAA - Pittsburgh)
AJ Bumpass	Free Agent
Ryan Noda	Tulsa (AA - Los Angeles)
Manny Rodriguez	Binghamton (AA - NY Mets)
Joey Weimer	Wisconsin (High A - Milwaukee)
Garrett Schoenle	ACL (Rookie - White Sox)
Evan Shawver	ACL (Rookie - Colorado)

INDEPENDENT

NAME	TEAM
AJ Kullman	USPBL
Jace Mercer	Frontier League
JT Perez	Frontier League
Eric Santiago	USPBL

2022 AMERICAN CONFERENCE STANDINGS

SCHOOL	AAC	AAC%	OVERALL	%	H	A	N	STK
Tulane	3-0	1.000	20-9-1	0.683	12-5-1	8-4	0-0	W4
UCF	3-0	1.000	18-11	0.621	14-7	4-4	0-0	L1
Houston	2-1	0.667	20-9	0.690	15-4	5-2	0-3	W3
East Carolina	2-1	0.667	18-14	0.533	9-7	7-7	0-0	L1
Wichita State	1-2	0.333	12-16	0.429	6-6	6-9	0-1	L3
Cincinnati	1-2	0.333	11-16	0.407	9-6	2-7	0-3	W1
South Florida	0-3	0.000	18-11	0.621	16-7	2-4	0-0	L4
Memphis	0-3	0.000	12-13	0.480	8-9	4-4	0-0	L8

THE BULLPEN CREW

- Jackson Murphy (22), Max Bergmann (16), Beau Keathley (14) and Aiden Bradbury (10) were all among the team leader bullpen appearances last season.
- Bergmann has thrown 28.0 innings, including four outing where he's gone four or more innings in relief.
- Evan Kemp has a 2.70 ERA in seven appearances out of the bullpen so far.
- In his last three appearances, Alex Shea has thrown six innings while giving up two hits and striking out nine.
- Chase Hopewell looks like he's settling in on the mound, allowing only two runs in his last 6.2 innings pitched. He also recorded his first career save on April 6 against Wright State.
- Murphy earned his second win of the season against Wright State on April 6, going two shutout innings in relief. four of his last five outings have been scoreless.

SHUT 'EM DOWN

- Conner Linn pitched a quality start in his first-ever start, going 6.1 innings while only giving up three runs. He now has a 2.20 ERA in three starts after throwing six innings of one-run ball against ECU Friday.
- Tristan Weaver threw a seven-inning complete game against Northwestern on March 4, striking out six.
- In his first career home start, Garrett Harker was one out shy from throwing a seven-inning complete game.
- Beau Keathley earned AAC pitcher of the week after throwing six shutout innings against Saint Joseph's while striking out 12 batters on March 19.

OPENING DAY IN CINCY


- The Bearcats hosted Ohio State on March 2 for opening day, scheduled less than 48 hours before first pitch.
- Fans set a new stadium attendance record at 2,451.
- The game ended on Cam Scheler's pinch-hit walk-off home run in the ninth-inning.

WELCOME TO CLIFTON

- JP Sponseller, a redshirt sophomore outfielder, came from Elon and now has a three-homer game to his name, the first by a UC player since 2007. His older brother, Lee, is a volunteer assistant coach in the program.
- Tristan Weaver is a LHP that came to UC from Indiana State. He has started six games and has 28 strikeouts.
- Other transfers include Ryan Steckline (LHP, Monmouth), Max Palmieri (INF, Lincoln Memorial) and Kameron Guidry (INF, Georgia).
- Palmieri put together a three-hit performance against Xavier on March 28, and drove in four runs in the series against ECU.

BEARCATS WITH A BRIGHT FUTURE

- UC placed two players in D1 Baseball's top-10 AAC prospects for the 2023 MLB Draft with Harting (No. 4) and Harker (No. 9) both earning spots on the list.
- UC was also represented in the AAC prospect ranking for the 2022 MLB Draft. Hopewell (No. 21); Komistek (No. 24); Nicholson (No. 31); Powell (No. 33) and Merritt (No. 36) all garnered attention as draft-eligible players.
- Both Harker (No. 6) and catcher Boston Smith (No. 10) were named impact freshman to watch in 2022.



UC BASEBALL STADIUM

HOME OF THE BEARCATS

YEAR-BY-YEAR RECORD - UC BASEBALL STADIUM

YEAR	W	L	YEAR	W	L
2004	1	2	2014	13	9
2005	16	13	2015	10	14
2006	22	10	2016	18	7
2007	20	10	2017	15	11
2008	23	11	2018	19	11
2009	21	13	2019	16	12
2010	18	12	2020	7	0
2011	19	1	2021	17	8
2012	10	20	2022	9	6
2013	19	16	TOTAL	294	186
			(.613 winning percentage)		

OPENED: 2004

CAPACITY: 3,085

DIMENSIONS: 325-370-400-370-325

SURFACE: Motz Group TriplePlay HP

UC Baseball Stadium has been the home of the Cincinnati Bearcats baseball team since the end of the 2004 season.

The first game played at the 3,085-seat, on-campus facility occurred on May, 20 2004 when the Bearcats hosted UAB in the final series of 2004. The opening game was played on a Thursday night, before a crowd of 2,200.

Since its opening, the stadium has seen a UC great recognized within the facility. In May 2005, coaching legend Glenn Sample was honored with the walkway outside the field being named Glenn Sample Way. Sample, Ed Jucker and Kevin Youkilis have their numbers retired on the left-field wall.

The stadium, which was voted the favorite road stadium in the BIG EAST Conference to visit, is located directly east of the spot where Johnny Bench Field, UC's previous home, sat for a number of years.

Acting on a recommendation by President Neville G. Pinto, the UC Board of Trustees unanimously voted on June 23, 2020 to remove the name of the late Cincinnati Reds owner and philanthropist Marge Schott from the university's baseball stadium and a second space. The stadium held the name of Marge Schott Stadium from 2006-2020.

FEATURES

- Batting Cages
- Indoor batting cages and pitcher's mound
- A fully equipped press box with private viewing areas
- A player's clubhouse and lounge
- Dressing rooms for coaches
- Full laundry and equipment facilities
- State-of-the-art training room
- Fully-lighted playing field

THE LAST TIME A BEARCATS PLAYER ...

Hit for the cycle.....	Anthony Snowell; May 7, 1999 vs. Saint Louis
Hit a grand slam.....	Jace Mercer; May 20, 2021 vs. Tulane
Hit a walk-off homerun.....	Cole Harting March 5, 2022 vs Northwestern
Hit a walk-off base hit.....	Ryan Nicholson vs. #5 Louisville, March 29, 2021
Walk-off RBI without a hit.....	bases-loaded HBP; Feb. 24, 2013 vs. Western Carolina
Led off the game with a homerun.....	Joe Powell, March 13, 2022 vs. Western Carolina
Hit back-to-back homeruns.....	Powell-Nicholson, 3rd inning vs ECU, April 3, 2022
Hit back-to-back-to-back homeruns.....	Singer-McMillin-Hinton; April 21, 1999 vs Ohio, 9th inning
Hit two homeruns in a game.....	JP Sponseller; 3; March 5, 2022 vs. Northwester, Game 2
Hit 3+ homeruns in a game.....	JP Sponseller; 3; March 5, 2022 vs. Northwester, Game 2
Hit a homerun in two straight games.....	Ryan Nicholson vs Xavier, March 28 and 30, 2022
Hit a homerun in three straight games.....	Ryan Nicholson at FGCU, Feb. 19 (1), 19 (2) and 20, 2022
Hit an inside-the-park homerun.....	Paul Komistek; March 29, 2020 vs Oakland
Hit two doubles in a game.....	Joe Powell vs. Saint Joseph's, March 19, 2022
Hit three doubles in a game.....	Jace Mercer, May 9, 2021 at Houston
Hit two triples in a game.....	Kerrington Cross; March 19, 2022 vs Saint Joseph's
Had four hits in a game.....	Paul Komistek; April 2, 2022 vs. ECU
Had five hits in a game.....	Paul Komistek; Feb. 19, 2022 at FGCU
Had 6+ hits in a game.....	Cole Harting, 6 at Xavier, March 20, 2021
Had four RBIs.....	Cole Harting; 4; March 20, 2022 vs. Saint Joseph's
Had five RBIs.....	JP Sponseller; 7; March 5, 2022 vs. Northwester, Game 2
Had 6+ RBIs.....	JP Sponseller; 7; March 5, 2022 vs. Northwester, Game 2
Scored three runs.....	Griffin Merritt, Cole Harting, Kerrington Cross, JP Sponseller; 3; March 20, 2022 vs. Saint Joseph's
Scored four runs.....	JP Sponseller; 4; March 5, 2022 vs. Northwester, Game 2
Scored 5+ runs.....	Jace Mercer, 5; February 28, 2020 vs Oakland
Stole 3+ bases.....	Jace Mercer, 3; April 16, 2021 at Memphis
Walked three times.....	Kerrington Cross; March 30, 2022 vs Xavier
Walked four times.....	Griffin Merritt vs vs. #5 Louisville, March 29, 2021
Had 15+ putouts.....	Cam Scheler - C, 16; Feb. 27, 2021 at WKU (Game 2)
Has 20+ putouts.....	Ryan Noda - 1B, 21; April 12, 2015 vs. Memphis
Had 8+ assists.....	Manny Rodriguez - SS, 9; April 28, 2017 at UConn
Threw a complete game.....	Tristan Weaver, March 4, 2022 vs Northwestern, Game 1 (7 innings)/Garrett Schoenle, May 7, 2021 at Houston, Game 1, (9 innings)
Threw a complete-game shutout.....	J.T. Perez; April 20, 2018 vs #24 UConn
Threw a complete game in back-to-back appearances.....	Tristan Hammans; April 14/21, 2015 vs. Xavier/Louisville
Two Bearcats threw consecutive complete games.....	Walker/Walsh; April 9/11, 2014, vs. Miami (OH)/UConn
Three Bearcats threw consecutive complete games.....	Orndorff/Zellner/Perez; May 8/13/14, 2016, vs. UCF/ Houston
Threw 10 or more strikeouts.....	Beau Keathley, 12; March 20, 2022 vs. Saint Joseph's
Pitched more than 9 innings in a game.....	B.J. Borsia, 9.2; May 18, 2002 vs. Saint Louis
Struck out four batters in an inning.....	Tony Cento; May 7, 1999 vs. Saint Louis
Threw a no-hitter.....	Chris Murphy; April 15, 1995 vs IUPUI

THE LAST TIME UC ...

Had 15-19 hits.....	18 vs. Saint Joseph's, March 20, 2022
Had 20+ hits.....	20 at Xavier, March 21, 2021
Scored 10-14 runs.....	10 vs. ECU, April 3, 2022
Scored 15-19 runs.....	18; Saint Joseph's, March 20, 2022
Scored 20+ runs.....	22 at Xavier, March 20, 2021
Scored 10+ runs in one inning.....	10 runs, 6th inning; March 19, 2006 vs. Oakland
Hit 5+ doubles.....	5; vs. ECU, April 3, 2022
Hit 3+ triples.....	3; April 10, 2019 vs Miami
Hit three homeruns.....	vs Saint Joseph's, March 20, 2022
Hit four homeruns.....	vs. Northwestern, March, 5, 2022, Game 2
Hit 5+ homeruns.....	5 at Xavier, March 20, 2021
Stole five bases.....	vs. Tulane, May 21, 2021
Stole six bases.....	March 24, 2019 at USF
Stole 7+ bases.....	8; February 28, 2020 vs Oakland
Played 10 innings.....	vs. #11 East Carolina, May 14, 2021 (Game 2)
Played 11 innings.....	at FGCU, Feb. 19, 2022 (Game 1)
Played 12+ innings.....	12; February 26, 2021 at WKU
Swept a 3-game series.....	vs. Western Michigan, March 12-14, 2021
Was swept in a 3-game series.....	March 25-28, 2021 vs Xavier
Swept a 4-game series.....	March 25-30, 2022 vs. Xavier
Was swept in a 4-game series.....	April 1-3, 2021 at #11 ECU
Swept a double-header.....	March 19, 2022 vs. Saint Joseph's
Was swept in a double-header.....	April 3, 2021 at #11 ECU
Turned a triple play.....	8-6-3; at May 7, 2019 at Miami

ROSTER

ALPHABETICAL

#	NAME	POS.	HT.	WT.	B/T	YR	HOMETOWN/PREVIOUS SCHOOL
18	Max Bergmann	RHP	6-3	195	R/R	So.	Georgetown, Ind./St. Xavier [Ky]
41	Aiden Bradbury	RHP	6-3	202	R/R	So.	Carmel, Ind./Carmel
16	Dondrae Bremner	INF	6-2	199	L/R	R-Sr.	Toronto, Canada/Bill Crothers Secondary
28	Kerrington Cross	INF	6-0	200	R/R	R-Fr.	Brownsburg, Ind./Brownsburg
30	CJ Dean	OF	5-11	187	R/R	Fr.	Columbus, Ohio/Centennial
29	Carter Earls	LHP	6-4	215	L/L	Fr.	Middletown, Ohio/Bishop Fenwick
31	Kameron Guidry	INF	5-11	175	R/R	R-So.	Snellville, Ga./Redan/Georgia
13	Jose Guzman	RHP	6-4	205	R/R	So.	Indianapolis, Ind./Ben Davis
45	Colby Haines	RHP	6-3	200	R/R	R-Fr.	Union, Ky. /Ryle
9	Jake Hansen	INF	6-1	199	L/R	R-Sr.	Westchester, Ill./North Iowa Area CC
35	Garrett Harker	RHP	6-0	206	R/R	Fr.	Lebanon, Ind./Lebanon Senior
10	Cole Harting	OF	6-0	205	R/R	So.	West Chester, Ohio/Mason
38	Josh Hegemann	OF	6-0	170	L/L	So.	Liberty Township, Ohio/Badin
33	Chase Hopewell	RHP	6-4	197	R/R	R-So.	Hamilton, Ohio/Badin/Findlay
2	Beau Keathley	RHP	6-0	172	R/R	Sr.	Taylor, Mich./Oakland
0	Evan Kemp	LHP	6-3	208	L/L	R-So.	Mason, Ohio/Mason
32	Paul Komistek	OF	6-2	214	R/R	R-Jr.	Knoxville, Tenn./Tennessee
19	Blake Lemmon	RHP	6-2	176	R/R	Fr.	Chesterton, Ind./Chesterton
42	Conner Linn	LHP	6-2	203	L/L	So.	Kokomo, Ind./Western
24	Sean McLaughlin	INF	6-1	226	R/R	R-Jr.	Hendersonville, Tenn./Knights Academy
8	Griffin Merritt	OF	6-2	215	R/R	R-Jr.	Cincinnati, Ohio/La Salle
20	Jackson Murphy	RHP	6-2	231	R/R	R-Jr.	Cincinnati, Ohio/IMG Academy
17	Nick Murray	RHP	6-5	238	R/R	R-Jr.	Tyngsboro, Mass./St. Mark's School
27	Andrew Neff	LHP	6-1	213	R/L	Fr.	Mooresville, Ind./Mooresville
25	Ryan Nicholson	INF	6-4	220	L/L	R-So.	Louisville, Ky./St. Xavier
44	Tommy O'Connor	LHP	6-5	222	L/L	Fr.	Martinsville, Ind./Mooresville
26	Max Palmieri	INF	5-9	173	R/R	R-So.	Maineville, Ohio/Kings/Lincoln Memorial
15	Joe Powell	C	5-9	187	R/R	R-So.	Mason, Ohio/Mason
5	Cam Scheler	C	6-1	213	R/R	R-So.	Louisville, Ky./St. Xavier
43	Zach Segal	RHP	6-0	194	R/R	R-So.	Loveland, Ohio/Loveland
77	Alex Shea	LHP	6-5	202	L/L	R-So.	Union, Ky./St. Henry
21	Boston Smith	C	5-10	190	L/R	Fr.	Arcanum, Ohio/Vandalia Butler
22	Brett Souder	RHP	6-3	225	R/R	R-Jr.	South Lebanon, Ohio/Sinclair CC
3	JP Sponseller	OF	5-10	202	L/R	R-So.	Mason, Ohio/Mason/Elon
4	Sean Springer	INF	5-10	177	L/R	R-Fr.	Strongsville, Ohio/Holy Name
14	Wyatt Stapp	INF	6-1	190	L/R	R-Sr.	Keller, Texas/Tennessee
6	Ryan Steckline	LHP	6-2	228	L/L	Gr.	Newark, Del./Appoquinimick/Monmouth
23	Ben Vore	RHP	6-1	230	R/R	R-So.	Lexington, Ohio/Lexington
11	Tristan Weaver	LHP	6-0	188	L/L	Gr.	Auburn, ILL./Auburn/Indiana State

NUMERICAL

#	NAME	POS.
0	Evan Kemp	LHP
2	Beau Keathley	RHP
3	JP Sponseller	OF
4	Sean Springer	INF
5	Cam Scheler	C
6	Ryan Steckline	LHP
8	Griffin Merritt	OF
9	Jake Hansen	INF
10	Cole Harting	OF
11	Tristan Weaver	LHP
13	Jose Guzman	RHP
14	Wyatt Stapp	INF
15	Joe Powell	C
16	Dondrae Bremner	INF
17	Nick Murray	RHP
18	Max Bergmann	RHP
19	Blake Lemmon	RHP
20	Jackson Murphy	RHP
21	Boston Smith	C
22	Brett Souder	RHP
23	Ben Vore	RHP
24	Sean McLaughlin	INF
25	Ryan Nicholson	INF
26	Max Palmieri	INF
27	Andrew Neff	LHP
28	Kerrington Cross	INF
29	Carter Earls	LHP
30	CJ Dean	OF
31	Kameron Guidry	INF
32	Paul Komistek	OF
33	Chase Hopewell	RHP
35	Garrett Harker	RHP
38	Josh Hegemann	OF
41	Aiden Bradbury	RHP
42	Conner Linn	LHP
43	Zach Segal	RHP
44	Tommy O'Connor	LHP
45	Colby Haines	RHP
77	Alex Shea	LHP

COACHING STAFF

- 7 Scott Googins - Head Coach (5th Season)
- 13 JD Heilmann - Pitching Coach/Recruiting Coordinator (5th Season)
- 9 Kyle Sprague - Hitting Coach/Infielders (5th Season)
- 27 Lee Sponseller - Volunteer Assistant/Outfielders (2nd Season)

SUPPORT STAFF

- Andy Nagel - Director of Baseball Operations (7th Season)
- Mary Ankrom - Athletic Trainer (5th Season)
- Chaz Calloway - Strength & Conditioning (7th Season)

PRONUNCIATIONS

- Scheler: SHE-ler
- Segal: SEE-gull
- Hegemann: Heg-a-men
- Souder: Sowd-er
- Guidry: Gid-ree

ROSTER BY POSITION

- RHP.....13
- INF.....9
- LHP.....8
- OF.....6
- C.....3

ROSTER BY CLASS

- Freshmen7
- Redshirt Freshmen3
- Sophomores6
- Redshirt Sophomores11
- Juniors.....0
- Redshirt Junior6
- Seniors4
- Graduates.....2

ROSTER BY STATE

- Ohio.....16
- Indiana.....9
- Kentucky4
- Illinois.....2
- Tennessee.....2


- One Each: Canada, Georgia, Massachusetts, Michigan, Texas, Delaware

ROSTER BY COUNTRY

- Canada1
- United States.....38



EVAN KEMP
LHP • L/L • MASON, OHIO



BEAU KEATHLEY
RHP • R/R • TAYLOR, MICH.



JP SPONSELLER
OF • L/R • MASON, OHIO




SEAN SPRINGER
INF • L/R • STRONGSVILLE, OHIO




CAM SCHELER
C • R/R • LOUISVILLE, KY.



RYAN STECKLINE
LHP • L/L • NEWARK, DEL.



GRIFFIN MERRITT
INF • R/R • CINCINNATI, OHIO



JAKE HANSEN
INF • L/R • WESTCHESTER, ILL.




COLE HARTING
RHP • R/R • WEST CHESTER, OHIO




TRISTAN WEAVER
LHP • L/L • AUBURN, ILL.



JOSE GUZMAN
RHP • R/R • INDIANAPOLIS, IND.




WYATT STAPP
INF • L/R • KELLER, TEXAS



JOE POWELL
C • R/R • MASON, OHIO




DONDRAE BREMNER
INF • L/R • TORONTO, ONTARIO, CANADA



NICK MURRAY
RHP • R/R • TYNGSBORO, MASS.



MAX BERGMANN
RHP • R/R • GEORGETOWN, IND.



BLAKE LEMMON
RHP • R/R • CHESTERON, IND.




JACKSON MURPHY
RHP • R/R • CINCINNATI, OHIO



BOSTON SMITH
C • L/R • ARCANUM, OHIO




BRETT SOUDER
RHP • R/R • SOUTH LEBANON, OHIO



BEN VORE
RHP • R/R • LEXINGTON, OHIO



SEAN MCLAUGHLIN
INF • R/R • HENDERSONVILLE, TENN.




RYAN NICHOLSON
INF • L/L • LOUISVILLE, KY.



MAX PALMIERI
INF • R/R • MAINEVILLE, OHIO



ANDREW NEFF
LHP • R/L • MOORESVILLE, IND.



KERRINGTON CROSS
INF • R/R • BROWNSBURG, IND.




CARTER EARLS
LHP • L/L • MIDDLETOWN, OHIO




CJ DEAN
OF • R/R • COLUMBUS, OHIO



KAMERON GUIDRY
INF • R/R • SNELLVILLE, GA.



PAUL KOMISTEK
OF • R/R • KNOXVILLE, TENN.



CHASE HOPEWELL
RHP • R/R • HAMILTON, OHIO




GARRETT HARKER
RHP • R/R • LEBANON, IND.




JOSH HEGEMANN
OF • L/L • LIBERTY TOWNSHIP, OHIO




AIDAN BRADBURY
RHP • R/R • CARMEL, IND.



CONNER LINN
LHP • L/L • KOKOMO, IND.




ZACH SEGAL
RHP • R/R • LOVELAND, OHIO



TOMMY O'CONNOR
LHP • L/L • MARTINSVILLE, IND.



COLBY HAINES
RHP • R/R • UNION, KY.



ALEX SHEA
LHP • L/L • UNION, KY.

COACHING STAFF




SCOTT GOOGINS
HEAD COACH • 5TH SEASON



JD HEILMANN
PITCHING COACH



KYLE SPRAGUE
HITTING COACH / INFIELDBERS



LEE SPONSELLER
VOLUNTEER ASSISTANT / OUTFIELDERS

HEAD COACH SCOTT GOOGINS



SCOTT GOOGINS • HEAD COACH • FIFTH SEASON • OHIO WESLEYAN '92

Scott Googins was named the 28th head baseball coach at the University of Cincinnati on June 6, 2017 and will enter his fifth season in the spring of 2022.

Googins guided the Bearcats to their first winning season since 2011 in 2021. UC finished 29-26 and had five players named to the All-AAC First or Second Team. Left-handed pitcher Evan Shawver was drafted by the Colorado Rockies in the seventh round of the 2021 MLB Draft. The Bearcats had one of the best offenses in the conference in 2021, ranking in the top-three in just about every offensive category.

Prior to a pandemic-shortened 2020, Googins led the Bearcats to one of the most successful seasons in program history in 2019. Despite a slow 1-9 start, UC found itself as the No. 2 seed in the American Athletic Conference Tournament where they were yet to win a game. After winning its first three, UC went on to trounce UConn 22-5 to win the AAC Tournament title and advance to the NCAA postseason for the first time in 45 years.

Googins had made magic in the Queen City before and proved he could do it again in his second year. The team broke numerous records during the campaign. Six Bearcats earned All-AAC Tournament honors with AJ Bumpass being named the tournament MVP. Three players were named to the Corvallis Regional All-Tournament Team. Bumpass was later drafted by the Cincinnati Reds. The win over Oregon State marked Googins' 400th in his storied career.

In his first season, Googins guided UC to its best finish since 2011 as the Bearcats finished at 28-28 overall and an even 12-12 in American Athletic Conference play, one of the toughest RPI conferences in the nation. Shortstop Manny Rodriguez was drafted in the tenth round while pitchers Cam Alldred and J.T. Perez also were selected in the MLB draft. All three were all-conference honorees, marking the first time UC has ever had two first team honorees and three total honorees in AAC history. An impressive 23 Bearcats landed on the AAC All-Academic Team for having a 3.0 GPA or better. After posting a 3.20 fall GPA and 3.26 GPA in the spring, UC was recognized by the American Baseball Coaches Association with the Team Academic Excellence Award.

Googins made the move across town after 12 seasons as the head coach at Xavier. The all-time winningest coach in XU history, he compiled a 341-357 record with four NCAA Tournament appearances including back-to-back regional final berths in 2016 and 2017 and six regular season or conference tournament championships.

Googins led Xavier to a 34-27 finish in 2017. The Musketeers won their second-straight BIG EAST Tournament Championship and advanced to the

NCAA Regional Finals for the second-straight year.

During his 12 seasons at the helm at XU, Googins earned coaching accolades as the 2009 ABCA Mid-east Region Coach of the Year, the 2008 Atlantic 10 Coach of the Year and the 2016 BIG EAST Coaching Staff of the Year. Additionally, 11 of his players were chosen in the MLB First Year Player Draft since 2005.

Before taking the head coaching role at Xavier, Googins was an assistant at Miami (Ohio) from 2000-04. During his tenure working primarily with the outfielders, the RedHawks made four straight Mid-American Conference Tournament appearances. He was an assistant at Indiana from 1992-99, working with the Hoosiers' catchers, outfielders and hitters.

A native of Granville, Ohio, Googins was a three-year varsity letterwinner at Ohio Wesleyan in Delaware, Ohio. He moved into a coaching role as a senior and stayed on after graduation, coaching first base and working with the team's catchers.

Googins and his wife, Jody – a former volleyball standout at Xavier – live in West Chester, Ohio, with their daughter, Ellie, and two sons, Tommy and Charlie.

THE GOOGINS FILE

Hometown: Granville, Ohio

Wife: Jody

Children: Ellie, Tommy, Charlie

Education: Ohio Wesleyan '92

Playing Career: Ohio Wesleyan - 1989-92 (Catcher)

COACHING CAREER

YEAR	SCHOOL	POSITION
1992-1999	Indiana	Assistant Coach
2000-04	Miami (OH)	Assistant Coach
2005	Xavier	Assistant Coach
2006-17	Xavier	Head Coach
2018-	Cincinnati	Head Coach

CAREER ACCOMPLISHMENTS

- 2016 BIG EAST Coaching Staff of the Year
- 2009 ABCA Mid-east Region Coach of the Year
- 2008 Atlantic 10 Coach of the Year
- Five NCAA Appearances (2009, 2014, 2016, 2017, 2019)
- Six 30-win seasons (2019, 2016, 2014, 2013, 2011, 2009)

CHAMPIONSHIPS

- AAC Tournament Championship (2019)
- Three BIG EAST Tournament Championships (2014, 2016, 2017)
- BIG EAST Regular Season Championship (2016)
- Atlantic 10 Tournament Championship (2009)
- Atlantic 10 Regular Season Championship (2008)

MILESTONE WINS

FIRST WIN@ ETSU, 10-5 (02/16/06)
 100TH WIN Saint Joseph's, 6-6 (05/01/09)
 FIRST NCAA WIN vs. Sam Houston St., 9-6 (05/30/09)
 200TH WIN@ UAB, 12-4 (02/24/13)
 300TH WIN Villanova, 1-0 (05/19/16)
 400TH WIN Oregon State, 7-6 (05/31/19)

GOOGINS YEAR-BY-YEAR RECORD

YEAR	SCHOOL	OVERALL			CONFERENCE			FINISH	POSTSEASON
		W	L	PCT	W	L	PCT		
2006	Xavier	19	37	.339	9	18	.333	t-12th	
2007	Xavier	29	31	.483	17	10	.630	4th	
2008	Xavier	27	31	.466	19	8	.704	t-1st	
2009	Xavier	39	21	.650	18	9	.667	3rd	NCAA Regionals (1-2)
2010	Xavier	26	32	.448	18	9	.667	2nd	
2011	Xavier	30	27	.536	14	10	.583	4th	
2012	Xavier	28	28	.500	13	11	.542	7th	
2013	Xavier	32	26	.552	16	8	.667	4th	NCAA Regionals (1-2)
2014	Xavier	30	29	.508	8	10	.444	4th	
2015	Xavier	15	38	.283	3	15	.167	7th	NCAA Regionals (2-2)
2016	Xavier	32	30	.516	14	4	.778	1st	NCAA Regionals (2-2)
2017	Xavier	34	27	.557	10	6	.625	1st	
XAVIER TOTALS		341	357	.489	159	118	.571		6-8 (.429)
YEAR	SCHOOL	W	L	PCT	W	L	PCT	FINISH	POSTSEASON
2018	Cincinnati	28	28	.500	12	12	.500	6th	
2019	Cincinnati	31	31	.500	13	11	.542	2nd	NCAA Regionals (1-2)
2020	Cincinnati	7	8	.467	0	0	.000	n/a	
2021	Cincinnati	29	26	.510	18	14	.563	4th	
2022	Cincinnati	11	16	.407	1	2	.333		
CINCINNATI TOTALS		107	109	.495	44	39	.530		1-2 (.333)
CAREER TOTALS		448	465	.491	202	155	.566		7-10 (.412)

13

**JD HEILMANN****PITCHING COACH / RECRUITING COORDINATOR**

JD Heilmann started his second stint as an assistant coach at the University of Cincinnati in the summer of 2017.

In 2021, Heilmann mentored Evan Shawver, who was drafted in the seventh round by the Rockies, and Garrett Schoenle, who signed with the White Sox as a NDFA after the 2021 season.

In his first year, Heilmann guided JT Perez and Cam Allred to all-conference accolades and saw both move on to professional baseball. During the historic 2019 season, his pitching staff included two 12-strikeout performances and saw the second-most saves in a single-season by any UC closer in history.

Heilmann previously coached at UC from 2009-13, serving as the Bearcats pitching coach and recruiting coordinator and was responsible for bringing former All-American and current Chicago Cubs infielder Ian Happ to the Queen City.

He joined Head Coach Scott Googins' staff after working as the general manager of the Midland Baseball program, overseeing 18 amateur teams with ages ranging from 8-18. He also served as Prep Baseball Report's scouting supervisor (2016-17) and Scouting Director (2014-16) and was an associate scout for the Atlanta Braves (2015-17).

Heilmann is regarded as one of the top pitching coaches in college baseball and is known for his ability to develop and relate to pitchers.

He overtook a Cincinnati pitching staff that posted a 6.73 ERA in 2009 and shrunk the group's ERA to 4.25 in 2010, which ranked third in the BIG EAST Conference and 26th nationally.

Under Heilmann's tutelage, seven Bearcats went on to pitch in professional baseball. Six were selected in the Major League Baseball First-Year Player Draft.

Under the direction of Heilmann, third-team all-conference performer Andrew Burkett anchored the back end of Cincinnati's bullpen in 2010 and broke Cincinnati's single-season saves record with 14 after entering the campaign with one career save.

Prior to Cincinnati, Heilmann served as the pitching coach and recruiting coordinator at Xavier University for seven seasons and in 2009, he helped the Musketeers to a school record for wins en route to their first Atlantic-10 Conference Tournament Championship and NCAA Tournament appearance.

Heilmann played for the Bearcats in 1997 earned a communications degree while completing his eligibility at the University of Cincinnati following a transfer from Ball State.

A 1993 Moeller High School graduate, Heilmann helped the Crusaders capture a State Baseball Championship, while earning All-City and All-League honors.

Heilmann and his wife Raegene have two children, Dax and Ryley.

9

**KYLE SPRAGUE****HITTING COACH / INFELDERS**

Kyle Sprague joined the University of Cincinnati baseball staff in the summer of 2017.

His work on offense came through the loudest during the team's historic 2019 season when the Bearcats' bats went on a torrential pace during the postseason. During the 4-0 AAC Tournament run, UC broke the tournament records for runs (51), RBIs (47) and hits (60).

In 2021, UC ranked in the top-three in the AAC in nearly every offensive category, including batting average (2nd), slugging percentage (2nd), runs scored (2nd), home runs (3rd) and total bases (2nd).

During the pandemic-shortened 2020 season, UC ranked 12th in the nation in triples per game, 14th in doubles per game, 21st in on-base percentage, 30th in scoring and 31st in slugging percentage.

Sprague came to UC after two seasons on Head Coach Scott Googins' staff at Xavier University as the volunteer assistant coach.

"Kyle has been with me the past two years and is a great addition to our staff here at UC," Googins said. "He brings a lot to the table - he does an unbelievable job with developing infielders and is on the cutting edge with hitters. He's a young up-and-coming coach who's very energetic and passionate about what he does."

During his two seasons at Xavier, the Musketeers won a BIG EAST Conference regular season championship (2016), two-straight league tournament championships (2016 & 17) and played in consecutive regional finals in the NCAA Championship (2016 & 17).

Sprague worked with hitters and infielders and assisted with outfielders at Xavier. The Musketeers set a school record with a .977 fielding percentage in 2017 after tying the previous record with a .974 mark in 2016.

Sprague has previous experience in the American Athletic Conference having served as a volunteer assistant coach at UCF in 2015.

Under Sprague in 2015, all three of the Knights outfielders - Erik Barber, Sam Tolleson and Derrick Salberg - were honored to one of The American's three all-conference teams.

Sprague has extensive experience as a camp instructor, working at the Marc Wilkins Baseball Academy from 2007-12 and for Cal Ripken Baseball in 2009. He also has served as a camp instructor at Clemson, Vanderbilt, Tennessee, LSU and Mississippi State, among others.

The Mansfield, Ohio, native graduated from Malone (Ohio) University with degrees in business administration and sports management. He played collegiately at Malone and Tiffin University.

Sprague and his wife Erin live in Cincinnati.

40

**LEE SPONSELLER****VOLUNTEER ASSISTANT / OUTFELDERS**

Lee Sponseller rejoined the Cincinnati baseball staff in August 2020 as the volunteer assistant coach.

He works with the outfielders as well as the hitters and perform other duties necessary for the advanced development of the student-athletes.

In 2021, Sponseller assisted in the development of an offense that ranked in the top-three in the AAC in nearly every offensive category, including batting average (2nd), slugging percentage (2nd), runs scored (2nd), home runs (3rd) and total bases (2nd).

He also had a short stint as UC's volunteer director of player development.

Sponseller previously coached at Ohio Dominican, serving as the volunteer assistant coach, handling the team's hitting and outfielders as well as assisting with base running. He played at Ohio Dominican, finishing his career with a .367 batting average with 26 homeruns and 108 RBIs.

From there, he spent one year as a graduate transfer at Coastal Carolina, hitting .290 during the season with six homeruns and 42 RBI, including three grand slams.

Sponseller earned a bachelor's degree in finance and economics from Ohio Dominican in May 2017 and graduated with an MBA from Coastal Carolina in August 2018. He currently resides in Mason, Ohio.

2022 STATISTICS

2022 RECORD: 11-16 (HOME: 9-6; ROAD: 2-7; AAC: 1-2; NEUTRAL: 0-3)

2022 Cincinnati Baseball
Overall Statistics for Cincinnati (as of Apr 06, 2022)
(All games Sorted by Batting avg)

Record: 11-16 Home: 9-6 Away: 2-8 Neutral: 0-2 Conference: 1-2

Player	avg	gp-gs	ab	r	h	2b	3b	hr	rbi	tb	slg%	bb	hp	so	gdp	ob%	sf	sh	sb-att	po	a	e	fld%
32 Komistek, Paul	.400	27-27	105	25	42	6	1	5	17	65	.619	16	0	22	1	.479	0	1	4-4	46	3	1	.980
8 Merritt, Griffin	.348	25-24	92	21	32	8	1	9	25	69	.750	9	1	27	2	.412	0	0	2-2	35	0	1	.972
10 Harting, Cole	.316	26-26	98	27	31	5	1	4	19	50	.510	14	0	34	0	.391	3	0	5-9	68	0	3	.958
25 Nicholson, Ryan	.286	27-27	105	24	30	7	0	8	20	61	.581	11	2	17	3	.361	1	0	5-5	192	9	0	1.000
28 Cross, Kerrington	.275	25-23	91	21	25	2	2	2	16	37	.407	12	1	28	0	.362	1	3	7-11	27	46	7	.913
3 Sponseller, JP	.211	24-20	76	16	16	5	0	4	16	33	.434	16	1	20	0	.351	1	1	1-1	0	0	0	.000
4 Springer, Sean	1.000	2-0	1	0	1	1	0	0	0	2	2.000	0	0	0	0	1.000	0	0	0-0	0	0	0	.000
15 Powell, Joe	.375	21-19	64	15	24	7	2	5	16	50	.781	13	2	14	1	.488	1	0	2-2	122	12	0	1.000
16 Bremner, Dondrae	.273	14-12	33	5	9	3	0	0	1	12	.364	4	0	14	0	.351	0	1	0-1	7	20	3	.900
14 Stapp, Wyatt	.270	17-17	63	7	17	2	0	0	12	19	.302	7	0	11	1	.333	2	0	0-1	7	35	1	.977
26 Palmieri, Max	.269	16-9	26	3	7	2	0	0	5	9	.346	7	1	7	0	.441	0	3	1-2	15	28	2	.956
31 Guidry, Kameron	.214	12-7	28	6	6	1	0	1	4	10	.357	5	0	11	0	.333	0	0	2-2	15	11	1	.963
5 Scheler, Cam	.212	13-7	33	7	7	2	0	2	7	15	.455	7	1	16	0	.366	0	0	0-0	72	8	0	1.000
21 Smith, Boston	.179	11-6	28	3	5	1	0	1	2	9	.321	0	1	12	0	.200	1	0	1-1	27	0	2	.931
9 Hansen, Jake	.143	21-17	56	7	8	3	0	0	5	11	.196	8	2	20	3	.273	0	0	3-3	31	32	3	.955
24 McLaughlin, Sean	.111	8-1	9	0	1	0	0	0	1	1	.111	2	0	1	0	.273	0	0	0-1	3	0	0	1.000
38 Hegemann, Josh	.000	12-1	10	4	0	0	0	0	2	0	.000	2	0	7	0	.167	0	1	0-0	4	0	0	1.000
Totals	.284	27	918	191	261	55	7	41	168	453	.493	133	12	261	11	.378	10	10	33-45	677	235	31	.967
Opponents	.295	27	902	201	266	64	9	27	177	429	.476	135	41	206	13	.406	10	10	25-38	681	209	43	.954

LOB - Team (211), Opp (220). DPs turned - Team (15), Opp (13). IBB - Team (2), Nicholson 1, Komistek 1, Opp (2). Picked off - Nicholson 1, Scheler 1, Powell 1, Sponseller 1.

(All games Sorted by Earned run avg)

Player	era	w-l	app	gs	cg	sho	sv	ip	h	r	er	bb	so	2b	3b	hr	b/avg	wp	hp	bks	sfa	sha
2 Keathley, Beau	5.74	2-1	8	3	0	0/0	0	31.1	37	23	20	14	44	5	0	3	.278	0	4	0	0	0
11 Weaver, Tristan	6.00	2-3	6	6	1	0/0	0	27.0	30	22	18	14	28	13	1	3	.270	2	1	0	2	2
18 Bergmann, Max	6.11	0-2	10	0	0	0/0	0	28.0	39	20	19	9	23	6	1	4	.333	2	4	1	1	0
42 Linn, Conner	2.20	2-0	3	3	0	0/0	0	16.1	16	5	4	7	9	6	0	2	.271	0	1	0	0	2
0 Kemp, Evan	2.70	0-0	7	0	0	0/0	0	6.2	7	5	2	6	4	3	1	1	.280	2	2	0	1	1
20 Murphy, Jackson	5.54	2-2	11	0	0	0/0	0	13.0	17	9	8	0	12	2	1	1	.327	0	2	0	0	0
6 Steckline, Ryan	6.39	2-0	10	0	0	0/0	0	12.2	16	11	9	5	17	2	1	5	.302	2	3	0	0	0
35 Harker, Garrett	7.12	1-1	7	4	0	0/0	0	24.0	27	21	19	13	16	4	2	4	.290	3	2	1	1	1
77 Shea, Alex	7.36	0-3	8	3	0	0/0	0	14.2	11	19	12	16	16	4	0	2	.212	2	4	0	1	3
23 Vore, Ben	7.56	0-1	6	1	0	0/0	0	8.1	10	9	7	8	4	1	2	0	.313	3	1	0	1	0
43 Segal, Zach	8.28	0-1	7	5	0	0/0	1	25.0	31	25	23	15	16	9	0	1	.307	3	9	1	1	1
17 Murray, Nick	9.00	0-0	3	0	0	0/0	0	3.0	2	3	3	6	1	0	0	0	.250	1	1	0	2	0
29 Earls, Carter	9.00	0-0	1	1	0	0/0	0	2.0	1	2	2	2	2	1	0	0	.167	0	2	0	0	0
33 Hopewell, Chase	12.71	0-1	9	0	0	0/0	1	11.1	17	17	16	14	10	5	0	1	.354	2	2	0	0	0
27 Neff, Andrew	18.00	0-0	1	0	0	0/0	0	1.0	2	2	2	1	2	1	0	0	.400	0	0	0	0	0
41 Bradbury, Aiden	54.00	0-1	2	1	0	0/0	0	1.1	3	8	8	5	2	2	0	0	.429	2	3	0	0	0
Totals	6.86	11-16	27	27	1	0/0	2	225.2	266	201	172	135	206	64	9	27	.295	24	41	3	10	10
Opponents	5.87	16-11	27	27	1	1/1	10	227.0	261	191	148	133	261	55	7	41	.284	31	12	1	10	10

PB - Team (7), Scheler 4, Smith 2, Powell 1, Opp (8). Pickoffs - Team (4), Scheler 1, Bergmann 1, Powell 1, Harker 1, Opp (4). SBA/ATT - Powell (16-23), Scheler (7-12), Bergmann (3-7), Vore (5-7), Hopewell (4-5), Murphy (2-4), Keathley (2-3), Segal (2-3), Shea (2-2), Weaver (2-2), Smith (2-2), Steckline (1-1), Kemp (0-1), Linn (1-1), Murray (1-1), Earls (0-1).

2022 Cincinnati Baseball
Overall Statistics for Cincinnati (as of Apr 06, 2022)
(All games Sorted by Fielding pct)

Player	c	po	a	e	fld%	dp	sba	csb	sba%	pb	ci
25 Nicholson, Ryan	201	192	9	0	1.000	13	0	0	---	0	0
15 Powell, Joe	134	122	12	0	1.000	2	16	7	.696	1	0
5 Scheler, Cam	80	72	8	0	1.000	0	7	5	.583	4	0
35 Harker, Garrett	5	0	5	0	1.000	0	0	0	---	0	0
20 Murphy, Jackson	4	1	3	0	1.000	0	2	2	.500	0	0
38 Hegemann, Josh	4	4	0	0	1.000	0	0	0	---	0	0
77 Shea, Alex	3	1	2	0	1.000	0	2	0	1.000	0	0
24 McLaughlin, Sean	3	3	0	0	1.000	1	0	0	---	0	0
11 Weaver, Tristan	2	0	2	0	1.000	0	2	0	1.000	0	0
0 Kemp, Evan	2	1	1	0	1.000	0	0	1	.000	0	0
23 Vore, Ben	1	0	1	0	1.000	0	5	2	.714	0	0
43 Segal, Zach	1	0	1	0	1.000	0	2	1	.667	0	0
33 Hopewell, Chase	1	0	1	0	1.000	0	4	1	.800	0	0
32 Komistek, Paul	50	46	3	1	.980	0	0	0	---	0	0
14 Stapp, Wyatt	43	7	35	1	.977	3	0	0	---	0	0
8 Merritt, Griffin	36	35	0	1	.972	0	0	0	---	0	0
31 Guidry, Kameron	27	15	11	1	.963	3	0	0	---	0	0
10 Harting, Cole	71	68	0	3	.958	0	0	0	---	0	0
26 Palmieri, Max	45	15	28	2	.956	5	0	0	---	0	0
9 Hansen, Jake	66	31	32	3	.955	11	0	0	---	0	0
21 Smith, Boston	29	27	0	2	.931	0	2	0	1.000	2	0
28 Cross, Kerrington	80	27	46	7	.913	5	0	0	---	0	0
16 Bremner, Dondrae	30	7	20	3	.900	0	0	0	---	0	0
18 Bergmann, Max	9	2	6	1	.889	0	3	4	.429	0	0
42 Linn, Conner	6	1	4	1	.833	0	1	0	1.000	0	0
2 Keathley, Beau	6	0	4	2	.667	0	2	1	.667	0	0
6 Steckline, Ryan	3	0	1	2	.333	0	1	0	1.000	0	0
29 Earls, Carter	1	0	0	1	.000	0	0	1	.000	0	0
3 Sponseller, JP	0	0	0	0	.000	0	0	0	---	0	0
17 Murray, Nick	0	0	0	0	.000	0	1	0	1.000	0	0
27 Neff, Andrew	0	0	0	0	.000	0	0	0	---	0	0
4 Springer, Sean	0	0	0	0	.000	0	0	0	---	0	0
41 Bradbury, Aiden	0	0	0	0	.000	0	0	0	---	0	0
Totals	943	677	235	31	.967	15	25	13	.658	7	0
Opponents	933	681	209	43	.954	13	33	12	.733	8	0

Hitting minimums - 1 Games 75% of Games 3.0 TPA/Game

Pitching minimums - 1 Games 1.0 IP/Game

2022 Cincinnati Baseball
Conference statistics for Cincinnati (as of Apr 03, 2022)
(Conference games only Sorted by Batting avg)

Record: 1-2 Home: 1-2 Away: 0-0 Conference: 1-2

Player	avg	gp-gs	ab	r	h	2b	3b	hr	rbi	tb	slg%	bb	hp	so	gdp	ob%	sf	sh	sb-att	po	a	e	fld%
32 Komistek, Paul	.615	3-3	13	4	8	1	0	0	1	9	.692	2	0	1	0	.667	0	0	1-1	6	2	0	1.000
15 Powell, Joe	.600	3-3	10	4	6	2	0	2	4	14	1.400	1	0	2	0	.636	0	0	1-1	14	3	0	1.000
26 Palmieri, Max	.300	3-3	10	1	3	1	0	0	4	4	.400	2	0	3	0	.417	0	1	0-0	4	12	0	1.000
10 Harting, Cole	.273	3-3	11	4	3	1	0	0	3	4	.364	2	0	5	0	.385	0	0	1-1	9	0	1	.900
28 Cross, Kerrington	.273	3-3	11	2	3	1	0	0	1	4	.364	1	1	5	0	.385	0	0	0-1	2	1	0	1.000
8 Merritt, Griffin	.100	3-3	10	0	1	0	0	0	1	1	.100	1	0	3	0	.182	0	0	0-0	7	0	0	1.000
25 Nicholson, Ryan	.083	3-3	12	3	1	0	0	1	1	4	.333	2	0	2	0	.214	0	0	0-0	25	1	0	1.000

5 Scheler, Cam	.333	1-0	3	0	1	1	0	0	1	2	.667	1	0	0	0	.500	0	0	0-0	4	2	0	1.000
21 Smith, Boston	.333	1-0	3	0	1	1	0	0	0	2	.667	0	0	1	0	.333	0	0	1-1	1	0	0	1.000
14 Stapp, Wyatt	.286	2-2	7	1	2	0	0	0	3	2	.286	1	0	0	0	.375	0	0	0-0	2	3	0	1.000
3 Sponseller, JP	.250	2-2	8	2	2	1	0	0	0	3	.375	1	0	2	0	.333	0	0	0-0	0	0	0	.000
9 Hansen, Jake	.000	2-2	8	0	0	0	0	0	0	0	.000	0	0	5	0	.000	0	0	0-0	6	7	0	1.000
38 Hegemann, Josh	.000	1-0	0	0	0	0	0	0	0	0	.000	0	0	0	0	.000	0	0	0-0	0	0	0	.000
Totals	.292	3	106	21	31	9	0	3	19	49	.462	14	1	29	0	.380	0	1	4-5	81	37	1	.992
Opponents	.345	3	110	23	38	9	1	4	21	61	.555	13	4	19	2	.426	2	1	1-2	78	21	4	.961

LOB - Team (23), Opp (26). DPs turned - Team (2), Opp (1). IBB - Team (1), Komistek 1.

(Conference games only Sorted by Earned run avg)

Player	era	w-l	app	gs	cg	sho	sv	ip	h	r	er	bb	so	2b	3b	hr	b/avg	wp	hp	bk	sfa	sha
42 Linn, Conner	1.50	1-0	1	1	0	0/0	0	6.0	5	1	1	2	4	0	0	1	.227	0	0	0	0	0
2 Keathley, Beau	6.00	0-1	1	1	0	0/0	0	6.0	8	4	4	2	6	2	0	1	.308	0	0	0	0	0
18 Bergmann, Max	9.82	0-0	2	0	0	0/0	0	3.2	7	4	4	1	1	0	0	0	.412	1	1	1	1	0
35 Harker, Garrett	12.00	0-0	2	0	0	0/0	0	3.0	4	4	4	1	3	1	0	2	.364	1	0	0	0	0

0 Kemp, Evan	0.00	0-0	1	0	0	0/0	0	1.0	0	0	0	2	1	0	0	0	.000	0	1	0	1	0
20 Murphy, Jackson	0.00	0-0	1	0	0	0/0	0	0.1	0	0	0	0	0	0	0	0	.000	0	0	0	0	0
33 Hopewell, Chase	3.38	0-1	1	0	0	0/0	0	2.2	5	2	1	2	1	2	0	0	.417	0	0	0	0	0
6 Steckline, Ryan	3.86	0-0	1	0	0	0/0	0	2.1	4	1	1	0	3	1	1	0	.400	0	0	0	0	0
43 Segal, Zach	27.00	0-0	1	1	0	0/0	0	2.0	4	6	6	2	0	2	0	0	.444	1	2	0	0	1
77 Shea, Alex	99.00	0-0	1	0	0	0/0	0	0.0	1	1	1	1	0	1	0	0	1.000	0	0	0	0	0
Totals	7.33	1-2	3	3	0	0/0	0	27.0	38	23	22	13	19	9	1	4	.345	3	4	1	2	1
Opponents	5.88	2-1	3	3	0	0/0	2	26.0	31	21	17	14	29	9	0	3	.292	2	1	0	0	1

PB - Team (1), Scheler 1, Opp (1). SBA/ATT - Powell (1-2), Kemp (0-1), Shea (1-1).

**2022 Cincinnati Baseball
Game Results for Cincinnati (as of Apr 06, 2022)
(All games)**

Date	Opponent	Score	Inns	Overall	Conference	Pitcher of record	Attend	Time
Feb 18, 2022	at FGCU	w 9-6	9	1-0-0	0-0-0	Weaver (W 1-0)	644	3:30
Feb 19, 2022	at FGCU-1	w 15-14	(11)	2-0-0	0-0-0	Murphy (W 1-0)	358	5:15
Feb 19, 2022	at FGCU-2	L 5-10	7	2-1-0	0-0-0	Shea (L 0-1)	502	2:48
Feb 20, 2022	at FGCU	L 8-16	9	2-2-0	0-0-0	Bradbury (L 0-1)	323	3:53
Feb 25, 2022	at North Alabama	L 2-5	9	2-3-0	0-0-0	Weaver (L 1-1)	186	3:00
Mar 02, 2022	OHIO STATE	w 5-4	9	3-3-0	0-0-0	Keathley (W 1-0)	2451	2:50
Mar 04, 2022	NORTHWESTERN	w 5-4	7	4-3-0	0-0-0	Weaver (W 2-1)	0	2:05
Mar 04, 2022	NORTHWESTERN-2	L 8-10	9	4-4-0	0-0-0	Bergmann (L 0-1)	850	3:20
Mar 05, 2022	NORTHWESTERN-1	w 4-2	7	5-4-0	0-0-0	Steckline (W 1-0)	2042	2:05
Mar 05, 2022	NORTHWESTERN-2	w 16-5	9	6-4-0	0-0-0	Linn (W 1-0)	1634	3:25
Mar 08, 2022	at Indiana	L 0-7	9	6-5-0	0-0-0	Shea (L 0-2)	1366	2:46
Mar 10, 2022	vs Michigan State	L 8-10	9	6-6-0	0-0-0	Murphy (L 1-1)	714	2:23
Mar 13, 2022	vs Western Carolina	L 6-8	9	6-7-0	0-0-0	Segal (L 0-1)	487	2:58
Mar 14, 2022	at USC Upstate	L 3-8	9	6-8-0	0-0-0	Harker (L 0-1)	168	2:41
Mar 15, 2022	at Wofford	L 1-8	9	6-9-0	0-0-0	Murphy (L 1-2)	137	2:35
Mar 18, 2022	SAINT JOSEPH'S	L 6-9	9	6-10-0	0-0-0	Weaver (L 2-2)	213	3:00
Mar 19, 2022	SAINT JOSEPH'S-1	w 7-6	7	7-10-0	0-0-0	Steckline (W 2-0)	350	2:20
Mar 19, 2022	SAINT JOSEPH'S-2	w 12-1	7	8-10-0	0-0-0	Keathley (W 2-0)	350	2:20
Mar 20, 2022	SAINT JOSEPH'S	w 18-9	9	9-10-0	0-0-0	Harker (W 1-1)	573	3:20
Mar 25, 2022	XAVIER	L 7-8	9	9-11-0	0-0-0	Weaver (L 2-3)	879	2:57
Mar 27, 2022	at Xavier	L 7-8	9	9-12-0	0-0-0	Shea (L 0-3)	548	3:13
Mar 28, 2022	at Xavier	L 5-6	9	9-13-0	0-0-0	Bergmann (L 0-2)	1203	3:26
Mar 30, 2022	XAVIER	L 6-10	9	9-14-0	0-0-0	Vore (L 0-1)	2382	3:30
* Apr 01, 2022	EAST CAROLINA	w 7-3	9	10-14-0	1-0-0	Linn (W 2-0)	361	3:00
* Apr 02, 2022	EAST CAROLINA	L 4-8	9	10-15-0	1-1-0	Keathley (L 2-1)	568	3:40
* Apr 03, 2022	EAST CAROLINA	L 10-12	9	10-16-0	1-2-0	Hopewell (L 0-1)	613	4:40
Apr 06, 2022	WRIGHT STATE	w 7-4	9	11-16-0	1-2-0	Murphy (W 2-2)	156	2:56

() extra inning game

2022 STATISTICS

2022 Cincinnati Baseball
Miscellaneous Stats for Cincinnati (as of Apr 06, 2022)
(All games)

Multiple Hit Games	2	3	4	5+	Total
32 Komistek, Paul	4	5	1	1	11
8 Merritt, Griffin	6	2	1	-	9
25 Nicholson, Ryan	8	1	-	-	9
10 Harting, Cole	6	2	1	-	9
15 Powell, Joe	8	-	-	-	8
14 Stapp, Wyatt	6	-	-	-	6
28 Cross, Kerrington	4	1	-	-	5
16 Bremner, Dondrae	4	-	-	-	4
3 Sponseller, JP	2	1	-	-	3
9 Hansen, Jake	2	-	-	-	2
31 Guidry, Kameron	1	-	-	-	1
5 Scheler, Cam	1	-	-	-	1
26 Palmieri, Max	-	1	-	-	1
TEAM	52	13	3	1	69

Multiple RBI Games	2	3	4	5+	Total
8 Merritt, Griffin	6	1	1	-	8
10 Harting, Cole	5	-	1	-	6
15 Powell, Joe	4	2	-	-	6
28 Cross, Kerrington	4	1	-	-	5
25 Nicholson, Ryan	3	2	-	-	5
32 Komistek, Paul	3	2	-	-	5
3 Sponseller, JP	2	-	-	1	3
14 Stapp, Wyatt	1	2	-	-	3
5 Scheler, Cam	1	-	-	-	1
31 Guidry, Kameron	-	1	-	-	1
26 Palmieri, Max	1	-	-	-	1
9 Hansen, Jake	1	-	-	-	1
TEAM	31	11	2	1	45

Hitting Streaks	Longest	Current
15 Powell, Joe	9	3
25 Nicholson, Ryan	9	2
10 Harting, Cole	8	1
28 Cross, Kerrington	7	4
32 Komistek, Paul	6	-
8 Merritt, Griffin	6	-
14 Stapp, Wyatt	5	2
3 Sponseller, JP	4	2
16 Bremner, Dondrae	4	-
26 Palmieri, Max	3	3
9 Hansen, Jake	3	-
5 Scheler, Cam	3	-
31 Guidry, Kameron	2	1
21 Smith, Boston	2	-
24 McLaughlin, Sean	1	1
4 Springer, Sean	1	1

Reached Base Streaks	Longest	Current
15 Powell, Joe	15	15
28 Cross, Kerrington	14	14
32 Komistek, Paul	11	-
10 Harting, Cole	10	4
25 Nicholson, Ryan	10	2
26 Palmieri, Max	9	9
8 Merritt, Griffin	9	-
9 Hansen, Jake	6	1
5 Scheler, Cam	5	-
14 Stapp, Wyatt	5	2
3 Sponseller, JP	4	2
16 Bremner, Dondrae	4	1
24 McLaughlin, Sean	2	1
31 Guidry, Kameron	2	2
21 Smith, Boston	2	2
4 Springer, Sean	1	1
38 Hegemann, Josh	1	-

2022 Cincinnati Baseball
Team Game-by-Game for Cincinnati (as of Apr 06, 2022)
Batting (All games)

Date	Opponent	ab	r	h	rbi	2b	3b	hr	tb	bb	ibb	sb	cs	hbp	sac	sf	gdp	k	po	a	e	lob	avg
Feb 18	at FGCU	41	9	13	7	1	1	2	22	5	0	0	1	0	0	1	0	10	27	8	1	11	.317
Feb 19	at FGCU	54	15	19	13	2	0	3	30	8	1	4	1	0	0	0	0	15	33	9	1	14	.337
Feb 19	at FGCU	30	5	8	3	2	0	2	16	0	0	0	0	0	0	0	0	9	18	5	1	4	.320
Feb 20	at FGCU	38	8	10	8	0	0	2	16	0	0	0	0	0	0	1	0	13	24	7	2	4	.307
Feb 25	at North Alabama	31	2	5	2	1	0	0	6	10	0	0	0	1	0	0	1	14	24	5	0	13	.284
Mar 02	OHIO STATE	33	5	8	4	2	0	3	19	3	0	1	1	0	0	0	0	9	27	8	1	6	.278
Mar 04	NORTHWESTERN	26	5	8	4	4	0	2	18	2	0	2	1	0	0	0	0	4	21	6	1	5	.281
Mar 04	NORTHWESTERN	38	8	12	8	3	0	1	18	5	0	0	0	2	0	0	0	13	27	5	2	10	.285
Mar 05	NORTHWESTERN	24	4	8	4	1	0	1	12	2	0	2	1	0	2	0	0	5	21	7	0	5	.289
Mar 05	NORTHWESTERN	37	16	15	16	2	0	4	29	9	0	2	1	0	2	1	1	9	27	9	0	9	.301
Mar 08	at Indiana	29	0	2	0	0	0	0	2	0	0	0	0	0	0	0	0	14	24	10	2	2	.283
Mar 10	vs Michigan State	37	8	9	8	5	0	2	20	6	0	3	0	1	0	0	0	9	26	7	2	9	.280
Mar 13	vs Western Carolina	37	6	12	6	2	1	2	22	5	0	0	0	0	0	1	1	8	24	8	2	10	.284
Mar 14	at USC Upstate	32	3	6	1	1	0	0	7	4	0	1	0	0	1	0	0	11	24	10	4	7	.277
Mar 15	at Wofford	30	1	4	1	0	0	1	7	0	0	0	0	0	0	0	0	13	24	15	2	2	.269
Mar 18	SAINT JOSEPH'S	34	6	10	5	1	1	2	19	4	0	3	1	0	1	1	1	5	27	11	1	7	.270
Mar 19	SAINT JOSEPH'S	28	7	11	6	1	0	1	15	4	0	1	1	1	1	0	0	5	21	6	1	8	.276
Mar 19	SAINT JOSEPH'S	29	12	11	10	3	2	0	18	8	0	1	0	2	0	0	3	8	21	5	3	9	.281
Mar 20	SAINT JOSEPH'S	40	18	18	15	5	0	3	32	11	0	1	0	2	0	0	2	5	27	10	0	11	.292
Mar 25	XAVIER	29	7	7	5	3	0	2	16	7	0	2	1	0	1	1	1	9	27	9	2	4	.290
Mar 27	at Xavier	33	7	9	7	0	2	1	16	8	0	1	0	0	1	2	0	12	24	7	1	10	.289
Mar 28	at Xavier	35	5	8	4	2	0	1	13	7	0	3	0	0	0	1	0	13	24	10	0	11	.286
Mar 30	XAVIER	36	6	9	6	2	0	2	17	8	0	0	1	1	0	0	0	11	27	10	0	12	.284
*Apr 01	EAST CAROLINA	30	7	6	5	3	0	1	12	5	0	0	1	0	0	0	0	12	27	11	0	4	.281
*Apr 02	EAST CAROLINA	38	4	12	4	1	0	0	13	2	0	1	0	0	0	0	0	8	27	13	0	9	.283
*Apr 03	EAST CAROLINA	38	10	13	10	5	0	2	24	7	1	3	0	1	1	0	0	9	27	13	1	10	.285
Apr 06	WRIGHT STATE	31	7	8	6	3	0	1	14	3	0	2	1	1	0	1	1	8	27	11	1	5	.284
Totals		918	191	261	168	55	7	41	453	133	2	33	12	12	10	10	11	261	677	235	31	211	.284

2022 Cincinnati Baseball
Team Game-by-Game for Cincinnati (as of Apr 06, 2022)
Pitching (All games)

Date	Opponent	ip	h	r	er	bb	so	2b	3b	hr	wp	bk	hbp	dp	ibb	score	w-l	sv	era
Feb 18	at FGCU	9.0	4	6	6	6	10	1	0	3	0	0	2	1	0	9-6	1-0	0	6.00
Feb 19	at FGCU	11.0	13	14	13	12	15	3	0	0	3	1	4	2	0	15-14	2-0	1	8.55
Feb 19	at FGCU	6.0	7	10	5	8	6	1	1	0	2	0	1	0	0	5-10	2-1	1	8.31
Feb 20	at FGCU	8.0	17	16	15	9	7	3	0	0	4	0	6	0	0	8-16	2-2	1	10.32
Feb 25	at North Alabama	8.0	12	5	5	2	12	5	0	0	1	0	0	0	0	2-5	2-3	1	9.43
Mar 02	OHIO STATE	9.0	6	4	2	5	9	1	0	1	0	0	2	1	0	5-4	3-3	1	8.12
Mar 04	NORTHWESTERN	7.0	6	4	4	2	6	2	0	0	0	0	0	0	0	5-4	4-3	1	7.76
Mar 04	NORTHWESTERN	9.0	14	10	7	3	8	6	0	1	1	0	0	0	0	8-10	4-4	1	7.66
Mar 05	NORTHWESTERN	7.0	6	2	2	2	6	1	0	1	0	0	1	1	0	4-2	5-4	1	7.18
Mar 05	NORTHWESTERN	9.0	9	5	5	8	8	4	0	1	2	0	1	0	0	16-5	6-4	1	6.94
Mar 08	at Indiana	8.0	5	7	7	9	6	0	0	2	1	0	1	0	0	0-7	6-5	1	7.02
Mar 10	vs Michigan State	8.2	12	10	6	6	10	2	1	2	0	0	1	0	0	8-10	6-6	1	6.95
Mar 13	vs Western Carolina	8.0	11	8	6	2	7	2	0	1	0	0	4	1	0	6-8	6-7	1	6.94
Mar 14	at USC Upstate	8.0	9	8	5	5	2	1	1	0	1	0	0	0	0	3-8	6-8	1	6.85
Mar 15	at Wofford	8.0	9	8	5	4	5	4	0	1	1	0	2	2	1	1-8	6-9	1	6.77
Mar 18	SAINT JOSEPH'S	9.0	14	9	8	3	7	2	1	3	1	0	1	0	0	6-9	6-10	1	6.85
Mar 19	SAINT JOSEPH'S	7.0	8	6	5	6	5	3	0	0	0	0	1	0	1	7-6	7-10	1	6.83
Mar 19	SAINT JOSEPH'S	7.0	5	1	0	1	12	1	0	0	0	0	0	1	0	12-1	8-10	1	6.50
Mar 20	SAINT JOSEPH'S	9.0	12	9	9	5	8	4	1	1	0	0	2	1	0	18-9	9-10	1	6.65
Mar 25	XAVIER	9.0	10	8	8	6	7	3	0	2	0	0	0	1	0	7-8	9-11	1	6.72
Mar 27	at Xavier	8.0	11	8	7	1	9	2	0	2	0	0	1	0	0	7-8	9-12	1	6.78
Mar 28	at Xavier	8.0	11	6	6	5	7	1	2	0	1	1	3	0	0	5-6	9-13	1	6.77
Mar 30	XAVIER	9.0	12	10	10	7	6	1	0	2	2	0	2	0	0	6-10	9-14	1	6.93
*Apr 01	EAST CAROLINA	9.0	8	3	3	3	6	0	0	2	0	0	0	1	0	7-3	10-14	1	6.75
*Apr 02	EAST CAROLINA	9.0	12	8	8	6	8	4	0	2	1	0	1	0	0	4-8	10-15	1	6.80
*Apr 03	EAST CAROLINA	9.0	18	12	11	4	5	5	1	0	2	1	3	1	0	10-12	10-16	1	6.98
Apr 06	WRIGHT STATE	9.0	5	4	4	5	9	2	1	0	1	0	2	2	0	7-4	11-16	2	6.86
Totals		225.2	266	201	172	135	206	64	9	27	24	3	41	15	2	191-201	11-16	2	6.86

**2022 Cincinnati Baseball
Games Summary for Cincinnati (as of Apr 06, 2022)
(All games)**

Score by innings	1	2	3	4	5	6	7	8	9	EX	Total
Cincinnati	30	26	24	22	30	14	18	18	8	1	191
Opponents	33	17	27	18	21	20	26	11	28	0	201

Record when ...

Overall	11-16	After 6 leading	9-1
Conference	1-2 trailing	1-12
Non-Conference	10-14 tied	1-3
Home games	9-6	After 7 leading	6-1
Away games	2-8 trailing	1-14
Neutral site	0-2 tied	0-0
Day games	10-13	After 8 leading	6-1
Night games	1-3 trailing	0-13
vs Left starter	2-2 tied	1-1
vs Right starter	9-14		
1-Run games	4-3	Hit 0 home runs	1-4
2-Run games	1-4	... 1 home run	4-4
5+Run games	3-5	... 2+ home runs	6-8
Extra innings	1-0		
Shutouts	0-1	Opponent 0 home runs	5-6
	 1 home run	4-3
Scoring 0-2 runs	0-3 2+ HRs	2-7
..... 3-5 runs	3-4		
..... 6-9 runs	4-8	Made 0 errors	4-4
..... 10+ runs	4-1 1 error	6-4
	 2+ errors	1-8
Opponent 0-2 runs	2-0		
..... 3-5 runs	5-1	Opp. made 0 errors	3-4
..... 6-9 runs	3-9 1 error	1-9
..... 10+ runs	1-6 2+ errors	7-3
Scored in 1st inning	7-6	Out-hit opponent	10-2
Opp. scored in 1st	4-7	Out-hit by opponent	1-13
Scores first	6-7	Hits are tied	0-1
Opp. scores first	5-9		

Record when team scores:

Runs	0	1	2	3	4	5	6	7	8	9	10+
W-L	0-1	0-1	0-1	0-1	1-1	2-2	0-3	3-2	0-3	1-0	4-1

Record when opponent scores:

Runs	0	1	2	3	4	5	6	7	8	9	10+
W-L	0-0	1-0	1-0	1-0	3-0	1-1	2-1	0-1	0-6	1-1	1-6

Record when leading after:

Inn.	1	2	3	4	5	6	7	8
W-L	7-4	8-4	7-3	7-4	9-4	9-1	6-1	6-1

Record when trailing after:

Inn.	1	2	3	4	5	6	7	8
W-L	2-6	2-8	3-10	2-11	1-10	1-12	1-14	0-13

Record when tied after:

Inn.	1	2	3	4	5	6	7	8
W-L	2-6	1-4	1-3	2-1	1-2	1-3	0-0	1-1

Current winning streak: 1

Longest winning streak: 3

Longest losing streak: 6

Home attendance : 13422 (15 dates avg = 894)

Away attendance : 6636 (12 dates avg = 553)

Total attendance: 20058 (27 dates avg = 742)

**2022 Cincinnati Baseball
Season Game Highs for Cincinnati (as of Apr 06, 2022)
(All games)**

TEAM GAME HIGHS

Batting

At bats:	54	-	at FGCU (Feb 19, 2022)
Runs scored:	18	-	vs Saint Joseph's (Mar 20, 2022)
Hits:	19	-	at FGCU (Feb 19, 2022)
RBIs:	16	-	vs Northwestern (Mar 05, 2022)
Doubles:	5	-	vs Michigan State (Mar 10, 2022 at Greenville, SC)
	5	-	vs Saint Joseph's (Mar 20, 2022)
	5	-	vs East Carolina (Apr 03, 2022)
Triples:	2	-	vs Saint Joseph's (Mar 19, 2022)
	2	-	at Xavier (Mar 27, 2022)
Home runs:	4	-	vs Northwestern (Mar 05, 2022)
Total bases:	32	-	vs Saint Joseph's (Mar 20, 2022)
Walks:	11	-	vs Saint Joseph's (Mar 20, 2022)
Strikeouts:	15	-	at FGCU (Feb 19, 2022)
Sac hits:	2	-	vs Northwestern (Mar 05, 2022)
	2	-	vs Northwestern (Mar 05, 2022)
Sac flies:	2	-	at Xavier (Mar 27, 2022)
Stolen bases:	4	-	at FGCU (Feb 19, 2022)
Hit by pitch:	2	-	vs Northwestern (Mar 04, 2022)
	2	-	vs Saint Joseph's (Mar 19, 2022)
	2	-	vs Saint Joseph's (Mar 20, 2022)
Caught stealing:	1	-	(12 times)
Runners LOB:	14	-	at FGCU (Feb 19, 2022)
Hit into DP:	3	-	vs Saint Joseph's (Mar 19, 2022)

Fielding

Putouts:	33	-	at FGCU (Feb 19, 2022)
Assists:	15	-	at Wofford (Mar 15, 2022)
Errors:	4	-	at USC Upstate (Mar 14, 2022)
Passed balls:	2	-	at FGCU (Feb 19, 2022)
	2	-	vs Northwestern (Mar 04, 2022)
DPs turned:	2	-	at FGCU (Feb 19, 2022)
	2	-	at Wofford (Mar 15, 2022)
	2	-	vs Wright State (Apr 06, 2022)

Pitching

Innings pitched:	11.0	-	at FGCU (Feb 19, 2022)
Runs allowed:	16	-	at FGCU (Feb 20, 2022)
Earned runs:	15	-	at FGCU (Feb 20, 2022)
Walks allowed:	12	-	at FGCU (Feb 19, 2022)
Strikeouts:	15	-	at FGCU (Feb 19, 2022)
Hits allowed:	18	-	vs East Carolina (Apr 03, 2022)
Doubles allowed:	6	-	vs Northwestern (Mar 04, 2022)
Triples allowed:	2	-	at Xavier (Mar 28, 2022)
Homers allowed:	3	-	at FGCU (Feb 18, 2022)
	3	-	vs Saint Joseph's (Mar 18, 2022)
Wild pitches:	4	-	at FGCU (Feb 20, 2022)
Hit batters:	6	-	at FGCU (Feb 20, 2022)

2022 Cincinnati Baseball
Season Game Highs for Cincinnati (as of Apr 06, 2022)
(All games)

INDIVIDUAL GAME HIGHS

Batting

At bats:	7	- Hansen, Jake at FGCU (Feb 19, 2022)
Runs scored:	4	- Komistek, Paul at FGCU (Feb 19, 2022)
	4	- Sponseller, JP vs Northwestern (Mar 05, 2022)
Hits:	5	- Komistek, Paul at FGCU (Feb 19, 2022)
RBIs:	7	- Sponseller, JP vs Northwestern (Mar 05, 2022)
Doubles:	2	- Merritt, Griffin vs Northwestern (Mar 04, 2022)
	2	- Merritt, Griffin vs Northwestern (Mar 04, 2022)
	2	- Powell, Joe vs Saint Joseph's (Mar 19, 2022)
Triples:	2	- Cross, Kerrington vs Saint Joseph's (Mar 19, 2022)
Home runs:	3	- Sponseller, JP vs Northwestern (Mar 05, 2022)
Total bases:	12	- Sponseller, JP vs Northwestern (Mar 05, 2022)
Walks:	3	- (4 times)
Strikeouts:	4	- Harting, Cole at North Alabama (Feb 25, 2022)
	4	- Merritt, Griffin at Wofford (Mar 15, 2022)
	4	- Hansen, Jake vs East Carolina (Apr 02, 2022)
Sac hits:	1	- (10 times)
Sac flies:	1	- (10 times)
Stolen bases:	1	- (33 times)
Hit by pitch:	1	- (12 times)
Caught stealing:	1	- (12 times)
Runners LOB:	5	- Nicholson, Ryan at FGCU (Feb 19, 2022)
	5	- Smith, Boston at Xavier (Mar 27, 2022)

Fielding

Putouts:	12	- Powell, Joe at North Alabama (Feb 25, 2022)
	12	- Scheler, Cam vs Saint Joseph's (Mar 19, 2022)
Assists:	7	- Stapp, Wyatt vs Saint Joseph's (Mar 20, 2022)
Errors:	2	- Smith, Boston at FGCU (Feb 20, 2022)
Passed balls:	2	- Smith, Boston at FGCU (Feb 19, 2022)
	2	- Scheler, Cam vs Northwestern (Mar 04, 2022)

Pitching

Innings pitched:	7.0	- Weaver, Tristan vs Northwestern (Mar 04, 2022)
Runs allowed:	7	- Shea, Alex at FGCU (Feb 19, 2022)
Earned runs:	6	- Segal, Zach vs East Carolina (Apr 03, 2022)
Walks allowed:	5	- Harker, Garrett at FGCU (Feb 19, 2022)
	5	- Shea, Alex at FGCU (Feb 19, 2022)
	5	- Segal, Zach vs Saint Joseph's (Mar 19, 2022)
Strikeouts:	12	- Keathley, Beau vs Saint Joseph's (Mar 19, 2022)
Hits allowed:	9	- Keathley, Beau at Xavier (Mar 27, 2022)
Doubles allowed:	4	- Weaver, Tristan at North Alabama (Feb 25, 2022)
	4	- Linn, Conner vs Northwestern (Mar 05, 2022)
Triples allowed:	1	- (9 times)
Homers allowed:	2	- Bergmann, Max at Indiana (Mar 08, 2022)
	2	- Bergmann, Max vs Saint Joseph's (Mar 18, 2022)
	2	- Steckline, Ryan vs Xavier (Mar 25, 2022)
Wild pitches:	2	- Bradbury, Aiden at FGCU (Feb 20, 2022)
	2	- Hopewell, Chase vs Northwestern (Mar 05, 2022)

2022 STATISTICS

2022 Cincinnati Baseball Batting Leaders for Cincinnati (as of Apr 06, 2022) (All games)

Hitting minimums - 1 Games 75% of Games 3.0 TPA/Game
Pitching minimums - 1 Games 1.0 IP/Game

Batting avg		Slugging pct		On base pct	
1. 32 Komistek, Paul	.400	1. 8 Merritt, Griffin	.750	1. 32 Komistek, Paul	.479
2. 8 Merritt, Griffin	.348	2. 32 Komistek, Paul	.619	2. 8 Merritt, Griffin	.412
3. 10 Harting, Cole	.316	3. 25 Nicholson, Ryan	.581	3. 10 Harting, Cole	.391
4. 25 Nicholson, Ryan	.286	4. 10 Harting, Cole	.510	4. 28 Cross, Kerrington	.362
5. 28 Cross, Kerrington	.275	5. 3 Sponseller, JP	.434	5. 25 Nicholson, Ryan	.361
Runs scored		Hits		Runs batted in	
1. 10 Harting, Cole	27	1. 32 Komistek, Paul	42	1. 8 Merritt, Griffin	25
2. 32 Komistek, Paul	25	2. 8 Merritt, Griffin	32	2. 25 Nicholson, Ryan	20
3. 25 Nicholson, Ryan	24	3. 10 Harting, Cole	31	3. 10 Harting, Cole	19
4. 8 Merritt, Griffin	21	4. 25 Nicholson, Ryan	30	4. 32 Komistek, Paul	17
28 Cross, Kerrington	21	5. 28 Cross, Kerrington	25	5. 3 tied at.....	16
Doubles		Triples		Home runs	
1. 8 Merritt, Griffin	8	1. 15 Powell, Joe	2	1. 8 Merritt, Griffin	9
2. 15 Powell, Joe	7	28 Cross, Kerrington	2	2. 25 Nicholson, Ryan	8
25 Nicholson, Ryan	7	3. 32 Komistek, Paul	1	3. 15 Powell, Joe	5
4. 32 Komistek, Paul	6	8 Merritt, Griffin	1	32 Komistek, Paul	5
5. 2 tied at.....	5	10 Harting, Cole	1	5. 2 tied at.....	4
Total bases		Walks		Hit by pitch	
1. 8 Merritt, Griffin	69	1. 3 Sponseller, JP	16	1. 15 Powell, Joe	2
2. 32 Komistek, Paul	65	32 Komistek, Paul	16	25 Nicholson, Ryan	2
3. 25 Nicholson, Ryan	61	3. 10 Harting, Cole	14	9 Hansen, Jake	2
4. 10 Harting, Cole	50	4. 15 Powell, Joe	13	4. 6 tied at.....	1
15 Powell, Joe	50	5. 28 Cross, Kerrington	12		
Sac bunts		Sac flies		Stolen bases	
1. 26 Palmieri, Max	3	1. 10 Harting, Cole	3	1. 28 Cross, Kerrington	7
28 Cross, Kerrington	3	2. 14 Stapp, Wyatt	2	2. 25 Nicholson, Ryan	5
3. 4 tied at.....	1	3. 5 tied at.....	1	10 Harting, Cole	5
				4. 32 Komistek, Paul	4
				5. 9 Hansen, Jake	3
Caught stealing		Steal attempts		Stolen base pct	
1. 10 Harting, Cole	4	1. 28 Cross, Kerrington	11	1. 25 Nicholson, Ryan	1.000
28 Cross, Kerrington	4	2. 10 Harting, Cole	9	32 Komistek, Paul	1.000
3. 4 tied at.....	1	3. 25 Nicholson, Ryan	5	8 Merritt, Griffin	1.000
		4. 32 Komistek, Paul	4	3 Sponseller, JP	1.000
		5. 9 Hansen, Jake	3	5. 28 Cross, Kerrington	.636
Strikeouts		Grounded into DP		Total plate appearances	
1. 10 Harting, Cole	34	1. 9 Hansen, Jake	3	1. 32 Komistek, Paul	122
2. 28 Cross, Kerrington	28	25 Nicholson, Ryan	3	2. 25 Nicholson, Ryan	119
3. 8 Merritt, Griffin	27	3. 8 Merritt, Griffin	2	3. 10 Harting, Cole	115
4. 32 Komistek, Paul	22	4. 3 tied at.....	1	4. 28 Cross, Kerrington	108
5. 2 tied at.....	20			5. 8 Merritt, Griffin	102
At bats		Games played		Game starts	
1. 25 Nicholson, Ryan	105	1. 25 Nicholson, Ryan	27	1. 25 Nicholson, Ryan	27
32 Komistek, Paul	105	32 Komistek, Paul	27	32 Komistek, Paul	27
3. 10 Harting, Cole	98	3. 10 Harting, Cole	26	3. 10 Harting, Cole	26
4. 8 Merritt, Griffin	92	4. 28 Cross, Kerrington	25	4. 8 Merritt, Griffin	24
5. 28 Cross, Kerrington	91	8 Merritt, Griffin	25	5. 28 Cross, Kerrington	23
Games as sub					
1. 38 Hegemann, Josh	11				
2. 24 McLaughlin, Sean	7				
26 Palmieri, Max	7				
4. 5 Scheler, Cam	6				
5. 2 tied at.....	5				

**2022 Cincinnati Baseball
Pitching Leaders for Cincinnati (as of Apr 06, 2022)
(All games)**

Hitting minimums - 1 Games 75% of Games 3.0 TPA/Game
Pitching minimums - 1 Games 1.0 IP/Game

Earned run avg		Opposing bat avg		Won-loss pct	
1. 2 Keathley, Beau	5.74	1. 11 Weaver, Tristan	.270	1. 2 Keathley, Beau	.667
2. 11 Weaver, Tristan	6.00	2. 2 Keathley, Beau	.278	2. 11 Weaver, Tristan	.400
3. 18 Bergmann, Max	6.11	3. 18 Bergmann, Max	.333	3. 18 Bergmann, Max	.000
Wins		Losses		Saves	
1. 42 Linn, Conner	2	1. 11 Weaver, Tristan	3	1. 33 Hopewell, Chase	1
6 Steckline, Ryan	2	77 Shea, Alex	3	43 Segal, Zach	1
2 Keathley, Beau	2	3. 18 Bergmann, Max	2		
20 Murphy, Jackson	2	20 Murphy, Jackson	2		
11 Weaver, Tristan	2	5. 6 tied at.....	1		
Innings pitched		Batters struck out		Appearances	
1. 2 Keathley, Beau	31.1	1. 2 Keathley, Beau	44	1. 20 Murphy, Jackson	11
2. 18 Bergmann, Max	28.0	2. 11 Weaver, Tristan	28	2. 6 Steckline, Ryan	10
3. 11 Weaver, Tristan	27.0	3. 18 Bergmann, Max	23	18 Bergmann, Max	10
		4. 6 Steckline, Ryan	17	4. 33 Hopewell, Chase	9
		5. 3 tied at.....	16	5. 2 tied at....	8
Games started		Games finished		Games in relief	
1. 11 Weaver, Tristan	6	1. 6 Steckline, Ryan	7	1. 20 Murphy, Jackson	11
2. 43 Segal, Zach	5	2. 20 Murphy, Jackson	5	2. 18 Bergmann, Max	10
3. 35 Harker, Garrett	4	3. 33 Hopewell, Chase	3	6 Steckline, Ryan	10
4. 3 tied at.....	3	35 Harker, Garrett	3	4. 33 Hopewell, Chase	9
		5. 18 Bergmann, Max	2	5. 0 Kemp, Evan	7
Wild pitches		Balks		Hit batters	
1. 43 Segal, Zach	3	1. 43 Segal, Zach	1	1. 43 Segal, Zach	9
23 Vore, Ben	3	35 Harker, Garrett	1	2. 77 Shea, Alex	4
35 Harker, Garrett	3	18 Bergmann, Max	1	18 Bergmann, Max	4
4. 7 tied at....	2			2 Keathley, Beau	4
				5. 2 tied at.....	3
Intentional BB allowed		Runners picked off		Batters SO out looking	
1. 6 Steckline, Ryan	2	1. 15 Powell, Joe	1	1. 2 Keathley, Beau	11
		5 Scheler, Cam	1	2. 6 Steckline, Ryan	6
		35 Harker, Garrett	1	3. 77 Shea, Alex	5
		18 Bergmann, Max	1	11 Weaver, Tristan	5
				35 Harker, Garrett	5
Sac bunts allowed		Sac flies allowed		Hits allowed	
1. 77 Shea, Alex	3	1. 17 Murray, Nick	2	1. 11 Weaver, Tristan	30
2. 42 Linn, Conner	2	11 Weaver, Tristan	2	2. 2 Keathley, Beau	37
11 Weaver, Tristan	2	3. 6 tied at.....	1	3. 18 Bergmann, Max	39
4. 3 tied at.....	1				
Runs allowed		Earned runs allowed		Walks allowed	
1. 18 Bergmann, Max	20	1. 11 Weaver, Tristan	18	1. 18 Bergmann, Max	9
2. 11 Weaver, Tristan	22	2. 18 Bergmann, Max	19	2. 11 Weaver, Tristan	14
3. 2 Keathley, Beau	23	3. 2 Keathley, Beau	20	2 Keathley, Beau	14
Doubles allowed		Triples allowed		Home runs allowed	
1. 2 Keathley, Beau	5	1. 2 Keathley, Beau	0	1. 2 Keathley, Beau	3
2. 18 Bergmann, Max	6	2. 11 Weaver, Tristan	1	11 Weaver, Tristan	3
3. 11 Weaver, Tristan	13	18 Bergmann, Max	1	3. 18 Bergmann, Max	4

2022 STATISTICS

**2022 Cincinnati Baseball
Fielding Leaders for Cincinnati (as of Apr 06, 2022)
(All games)**

Hitting minimums - 1 Games 75% of Games
Pitching minimums - 1 Games 1.0 IP/Game

Fielding pct		Chances		Putouts	
1. 25 Nicholson, Ryan	1.000	1. 25 Nicholson, Ryan	201	1. 25 Nicholson, Ryan	192
15 Powell, Joe	1.000	2. 15 Powell, Joe	134	2. 15 Powell, Joe	122
3. 32 Komistek, Paul	.980	3. 5 Scheler, Cam	80	3. 5 Scheler, Cam	72
4. 8 Merritt, Griffin	.972	28 Cross, Kerrington	80	4. 10 Harting, Cole	68
5. 10 Harting, Cole	.958	5. 10 Harting, Cole	71	5. 32 Komistek, Paul	46
Assists		Errors		Fielding double plays	
1. 28 Cross, Kerrington	46	1. 28 Cross, Kerrington	7	1. 25 Nicholson, Ryan	13
2. 14 Stapp, Wyatt	35	2. 9 Hansen, Jake	3	2. 9 Hansen, Jake	11
3. 9 Hansen, Jake	32	16 Bremner, Dondrae	3	3. 26 Palmieri, Max	5
4. 26 Palmieri, Max	28	10 Harting, Cole	3	28 Cross, Kerrington	5
5. 16 Bremner, Dondrae	20	5. 4 tied at.....	2	5. 2 tied at.....	3
Stolen bases against		Caught stealing by		Steal attempts against	
1. 15 Powell, Joe	16	1. 15 Powell, Joe	7	1. 15 Powell, Joe	23
2. 5 Scheler, Cam	7	2. 5 Scheler, Cam	5	2. 5 Scheler, Cam	12
3. 23 Vore, Ben	5	3. 18 Bergmann, Max	4	3. 23 Vore, Ben	7
4. 33 Hopewell, Chase	4	4. 23 Vore, Ben	2	18 Bergmann, Max	7
5. 18 Bergmann, Max	3	20 Murphy, Jackson	2	5. 33 Hopewell, Chase	5
Passed balls		Catchers interference			
1. 5 Scheler, Cam	4				
2. 21 Smith, Boston	2				
3. 15 Powell, Joe	1				

NCAA Statistics

Cincinnati - 2021-22 Baseball Ranking Summary thru games 04/06/2022

Statistic	National Rank	Conference Rank	Value	National Leader	Value	Conference Leader	Value
Base on Balls (293 ranked)	76	3	133	Texas Tech	200	South Fla.	170
Batting Average (293 ranked)	80	1	0.284	Virginia	0.336	Cincinnati	0.284
Double Plays (292 ranked)	174	5	15	New Mexico	39	UCF	28
Double Plays Per Game (293 ranked)	183	5	0.56	New Mexico	1.34	UCF	0.97
Doubles (293 ranked)	71	2	55	UNLV	85	Tulane	76
Doubles Per Game (293 ranked)	70	2	2.04	UNLV	2.93	Tulane	2.53
Earned Run Average (293 ranked)	239	8	6.86	Tennessee	1.74	UCF	3.17
Fielding Percentage (293 ranked)	148	7	0.967	Notre Dame	0.989	East Carolina	0.982
Hit Batters (293 ranked)	50	1	41	Alcorn	66	Cincinnati	41
Hit by Pitch (293 ranked)	288	8	12	LSU	72	South Fla.	51
Hits (293 ranked)	97	5	261	UNLV	364	Tulane	276
Hits Allowed Per Nine Innings (293 ranked)	223	8	10.61	Tennessee	5.21	UCF	7.15
Home Runs (293 ranked)	34	1	41	Tennessee	71	Cincinnati	41
Home Runs Per Game (293 ranked)	28	1	1.52	Tennessee	2.45	Cincinnati	1.52
On Base Percentage (293 ranked)	107	3	0.378	Virginia	0.443	South Fla.	0.403
Runs (293 ranked)	87	5	191	Virginia	318	Tulane	218
Sacrifice Bunts (289 ranked)	111	3	10	Wofford	36	East Carolina	24
Sacrifice Flies (291 ranked)	146	7	10	TCU UTSA	24 24	East Carolina	18
Scoring (293 ranked)	75	3	7.1	Virginia	11.0	Tulane	7.3
Shutouts (88 ranked)				4 teams tied	6	UCF	6
Slugging Percentage (293 ranked)	30	1	0.493	Tennessee	0.651	Cincinnati	0.493
Stolen Bases (293 ranked)	110	3	33	Texas Southern	129	UCF	61
Stolen Bases Per Game (293 ranked)	117	3	1.22	Texas Southern	4.78	UCF	2.10
Strikeout-to-Walk Ratio (293 ranked)	231	8	1.53	Tennessee	5.39	UCF	2.81
Strikeouts Per Nine Innings (293 ranked)	193	8	8.2	Iowa	12.8	Memphis	10.4
Triple Plays (1 ranked)				Grambling Lafayette	1 1		
Triples (286 ranked)	79	2	7	Arizona	19	Houston	8
Triples Per Game (292 ranked)	94	2	0.26	Arizona	0.66	Houston	0.28
WHIP (293 ranked)	238	8	1.78	Tennessee	0.82	UCF	1.20
WL Pct (293 ranked)	210	8	0.407	Tennessee	0.966	Houston	0.690
Walks Allowed Per Nine Innings (293 ranked)	240	7	5.38	Tennessee	2.15	Houston	3.21

Statistic	Player	National Rank	Conference Rank	Value	National Leader	Value	Conference Leader	Value
Base on Balls (133 ranked)					Brayden Taylor, TCU	35	Drew Brutchter, South Fla.	26
Base on Balls Per Game (148 ranked)					Garret Forrester, Oregon St.	1.27	Drew Brutchter, South Fla.	0.90
Batting Average (249 ranked)	Paul Komistek Joe Powell	52 118	2 5	0.400 0.375	Jack Hurley, Virginia Tech	0.464	Ethan Groff, Tulane	0.432
Complete Games (20 ranked)	Tristan Weaver	20	1	1	Noah Covington, UMES	3	5 players tied	1
Doubles (95 ranked)					Brooks Lee, Cal Poly Ethan O'Donnell, Northwestern Nick Wang, Holy Cross	17 17 17	Ethan Groff, Tulane	14
Doubles Per Game (143 ranked)					Ethan O'Donnell, Northwestern	0.71	Ethan Groff, Tulane	0.52
Earned Run Average (200 ranked)					Connor Staine, UCF	0.00	Connor Staine, UCF	0.00
Games Started (24 ranked)					Campbell Ellis, VCU Dom Marcoccio, Wofford	10 10	9 players tied	7
Hit Batters (81 ranked)	Zach Segal	24	1	9	Damon Elarton, Ark.-Pine Bluff	19	Zach Segal, Cincinnati	9
Hit By Pitch Per Game (146 ranked)					Rhett Rosevear, Southeastern La.	0.66	Daniel Cantu, South Fla.	0.32
Hit by Pitch (100 ranked)					Rhett Rosevear, Southeastern La.	19	Daniel Cantu, South Fla. Ben Rozenblum, South Fla.	9 9
Hits (141 ranked)	Paul Komistek	57	1	42	Murphy Stehly, Texas	57	Lane Hoover, East Carolina Paul Komistek, Cincinnati Anthony Tulimero, Houston	42 42 42
Hits Allowed Per Nine Innings (150 ranked)					Connor Staine, UCF	2.35	Connor Staine, UCF	2.35
Hits Per Game (144 ranked)	Paul Komistek	51	1	1.56	Dom Toso, Richmond	2.00	Paul Komistek, Cincinnati	1.56
Home Runs (120 ranked)	Griffin Merritt Ryan Nicholson	42 73	2 3	9 8	Jake Gelof, Virginia	14	Drew Brutchter, South Fla.	10
Home Runs Per Game (146 ranked)	Griffin Merritt Ryan Nicholson	38 97	1 3	0.36 0.30	Dakota Kotowski, Missouri St.	0.54	Griffin Merritt, Cincinnati	0.36
On Base Percentage (148 ranked)	Joe Powell Paul Komistek	83 111	2 4	0.487 0.479	Sonny DiChiara, Auburn	0.607	Ethan Groff, Tulane	0.525
Pitching Appearances (115 ranked)					Shawn Rapp, North Carolina	21	C.J. Mayhue, East Carolina Garrett Saylor, East Carolina Carter Spivey, East Carolina	17 17 17
Runs (125 ranked)					Jace Jung, Texas Tech	43	Ethan Groff, Tulane	37
Runs Batted In (130 ranked)					Jake Gelof, Virginia	53	Carmine Lane, South Fla.	36
Runs Batted In Per Game (150 ranked)					Jake Gelof, Virginia	1.83	Carmine Lane, South Fla.	1.24
Runs Per Game (148 ranked)					Christian Knapczyk, Louisville	1.50	Ethan Groff, Tulane	1.37
Sacrifice Bunts (135 ranked)	Kerrington Cross Max Palmieri	135 135	7 7	3 3	Tilo Skole, The Citadel	12	Andrew Stewart, Wichita St.	5
Sacrifice Bunts Per Game (146 ranked)					Tilo Skole, The Citadel	0.44	Andrew Stewart, Wichita St.	0.23
Sacrifice Flies (74 ranked)	Cole Harting	74	2	3	Anthony Herron Jr., New Orleans	7	Jacob Jenkins-Cowart, East Carolina	4
Saves (326 ranked)	Zach Segal Chase Hopewell	326 326	10 10	1 1	Will Brian, Eastern Ky.	11	Zach Devito, Tulane	7
Slugging Percentage (250 ranked)	Joe Powell Griffin Merritt Paul Komistek	20 38 193	1 3 6	0.781 0.750 0.619	Jake Gelof, Virginia	0.981	Joe Powell, Cincinnati	0.781
Stolen Bases (116 ranked)					Johnathon Thomas, Texas Southern	36	Gephry Pena, UCF	16
Stolen Bases Per Game (146 ranked)					Johnathon Thomas, Texas Southern	1.33	Gephry Pena, UCF	0.55
Strikeout-to-Walk Ratio (150 ranked)					Danny Garcia, Stetson Nate Mitchell, Navy	0.00 0.00	Grant Siegel, Tulane	7.60
Strikeouts (141 ranked)	Beau Keathley	115	6	44	Parker Messick, Florida St.	76	Orion Kerkerling, South Fla.	56
Strikeouts Per Nine Innings (150 ranked)	Beau Keathley	49	2	12.64	Colin Fields, Valparaiso	16.40	Garrett Saylor, East Carolina	13.12
Total Bases (142 ranked)	Griffin Merritt Paul Komistek	88 142	5 6	69 65	Jake Gelof, Virginia	101	Carmine Lane, South Fla.	74
Toughest to Strike Out (150 ranked)					David Hogarth, William & Mary	48.5	Lane Hoover, East Carolina	12.3
Triples (97 ranked)	Kerrington Cross Joe Powell	97 97	2 2	2 2	Gabe Vasquez, Texas Southern	6	Chuck Ingram, Wichita St.	3
Triples Per Game (135 ranked)	Joe Powell	104	2	0.10	Gabe Vasquez, Texas Southern	0.22	Chuck Ingram, Wichita St.	0.11
Victories (53 ranked)					12 players tied	6	Ben Sears, Houston Grant Siegel, Tulane	5 5
WHIP (150 ranked)					Drew Beam, Tennessee	0.46	Connor Staine, UCF	0.65
Walks Allowed Per Nine Innings (149 ranked)					Danny Garcia, Stetson Nate Mitchell, Navy	0.00 0.00	Grant Siegel, Tulane	1.25