

2 NATIONAL TITLES | 6 FINAL FOURS | 8 ELITE EIGHTS | 13 SWEET SIXTEENS | 33 NCAA TOURNAMENTS | 41 CONFERENCE TITLES

## 2024-25 SCHEDULE / RESULTS

DATE	OPPONENT (TV)	TIME (ET)/RES
Oct. 18	Ohio State (Exh.)	W, 80-62
Nov. 4	Arkansas-Pine Bluff (ESPN+)W, 109-54	
Nov. 8	Morehead State (ESPN+)W, 83-56	
Nov. 15	Nicholls% (ESPN+)W, 86-49	
Nov. 19	at Northern Kentucky% (ESPN+)W, 76-60	
Nov. 23	at Georgia Tech (ACCNX)W, 81-58	
Nov. 27	Alabama State (ESPN+)W, 77-59	
Dec. 3	at Villanova# (FS1)L, 60-68	
Dec. 8	Howard (ESPN+)W, 84-67	
Dec. 14	Xavier (ESPN+)W, 68-65	
Dec. 20	vs. (22) Dayton^ (ESPN)W, 66-59	
Dec. 22	Grambling State (ESPN+)W, 84-49	
Dec. 30	at Kansas State* (CBSSN)L, 67-70	
Jan. 4	Arizona* (ESPN2)L, 67-72	
Jan. 7	at Baylor* (ESPN+)L, 48-68	
Jan. 11	Kansas* (ESPN+)L, 40-54	
Jan. 15	at Colorado* (ESPN+)W, 68-62	
Jan. 18	Arizona State* (CBSSN)W, 67-60	
Jan. 21	Texas Tech* (ESPN)W, 71-81	
Jan. 25	at BYU* (ESPN2)L, 52-80	
Jan. 28	at Utah* (CBSSN)L, 66-69	
Feb. 2	West Virginia* (ESPN+)L, 50-63	
Feb. 5	at UCF* (CBSSN)W, 93-83	
Feb. 8	BYU* (ESPN2)W, 84-66	
Feb. 11	Utah* (ESPN+)7 p.m.	
Feb. 15	at Iowa State* (ESPN2)4 p.m.	
Feb. 19	at West Virginia* (ESPN2)7 p.m.	
Feb. 22	TCU* (ESPN/2)12 p.m.	
Feb. 25	Baylor* (ESPN2)7 p.m.	
March 1	at Houston* (CBS)4:30 p.m.	
March 5	Kansas State* (ESPN+)7 p.m.	
March 8	at Oklahoma State* (ESPN+)3 p.m.	
March 11-16	Big 12 Championship\$	

All times ET and subject to change

\*Big 12 game, % Twyman-Stokes Classic, ^ Heritage Bank Center, \$ Kansas City, Mo. (T-Mobile Center), # Big 12 - Big East Challenge

## ON THE AIR

## TV: ESPN+

- Play-by-Play.....Eric Rothman
- Analyst.....Tim Welsh
- Online: WatchESPN.com
- Mobile App: WatchESPN

## RADIO: BEARCATS SPORTS NETWORK

- Play-by-Play.....Dan Hoard
- Analyst.....Terry Nelson
- Local: 700 WLW

## ATHLETICS COMMUNICATIONS

Primary Contact.....David Cohen  
Phone (C):.....817-739-6585  
Email:.....David.Cohen@uc.edu  
Twitter.....@DavidECohen\_

## GAME AT A GLANCE

CINCINNATI

14-9 • 4-8 BIG 12

VS

UTAH

13-10 • 5-7 BIG 12

TUESDAY, FEB. 11, 2025 • 7 PM ET



## CINCINNATI BEARCATS

Head Coach Wes Miller

Record at Cincinnati 77-52 (Fourth Year)

Overall Record 262-187 (14th Year)



## UTAH UTES

Head Coach Craig Smith

Record at School 63-60 (Fourth Year)

Overall Record 216-139 (10th Year)

## GAME INFORMATION

Facility Fifth Third Arena

Capacity 12,012

TV ESPN+

Radio 700 WLW / Sirius XM 386

Online The Varsity Network/Tuneln

Series Record Cincinnati leads 3-2


Home/Away/Neutral 2-0/0-2/1-0

Last Meeting Jan. 28, 2025 (L, 66-69 in Salt Lake City)

## THE RUNDOWN

- It was a banner Saturday night in a sold-out Fifth Third Arena as Cincinnati rallied from a 3-point halftime deficit to open the second on a 22-2 run and win, 84-66. The Cougars' shooting prowess pulled them within 66-58 with eight minutes left, but the Bearcats locked in to hold BYU to only five points over the next seven.
- Jizzle James, who was 4-for-32 from deep in Big 12 play, went 6-for-8 against BYU. He is averaging 19.5 ppg over the last two wins on 66.7 percent shooting. His 24 points on Saturday marked his and the team's season-high, as well as his third 20-plus point outing (25 vs. Bradley and 21 at Indiana State to finish last year).
- Day Day Thomas, in his first three starts of the year, is averaging 15.0 ppg on 52.6 percent shooting. Over his first nine Big 12 contests, he averaged 6.4 ppg on 35.8 percent.
- Josh Reed turned in the best game of his UC career, posting a career-high 12 points and helping shut down BYU's prolific offense, from breakaway steals for slams, 3-pointers and fadeaway jumpers. It was only the second double-figure scoring game of his career, previously in December 2022 against Bryant as a freshman.
- The Bearcats went 10-of-20 from beyond the arc against BYU, their fifth game with double-digit makes and first since Thanksgiving Eve. CJ Fredrick's 3-pointer in the first half made UC 6-0 when he scores this year, including three Big 12 wins.
- Aziz Bandaogo followed his 16-point game at UCF with nine against BYU, shooting 11-of-13 over that stretch. He had 26 points over the prior seven games. UC is 13-2 in his two years, and 7-1 this year, when he scores in double-figures.
- While there weren't many rebounds in such an offensive game, UC crushed the Cougars on the glass, 32-17, including 11 offensive boards (four by Dan Skillings Jr.) while allowing zero second-chance points. Both UC's first half of the Jan. 25 game and second half of Feb. 8 mark BYU's fewest points scored in any half on the year.
- The Bearcats are shooting 58.5 percent on 88.5 ppg the last two games, up from 39.0 percent and 59.6 ppg in the first 10 Big 12 contests.
- UC is third in the Big 12 and 19th nationally in allowing 64.0 ppg, all while ranking first and 11th, respectively, with only 13.6 fouls per contest. Offensively, the squad is second in the league and 28th overall with only 10.0 turnovers per game.
- Cincinnati has trailed only 19:12 out of its four Big 12 wins, leading by double-digits in all three.

## PROBABLE STARTERS



**Jizzle James**  
11.1 ppg | 3.9 apg  
6-3 | 205 | So.  
Orlando, Fla.



**Day Day Thomas**  
8.2 ppg | 2.7 rpg  
6-1 | 190 | Sr.  
Bishopville, S.C.



**Simas Lukosius**  
11.5 ppg | 3.2 rpg  
6-8 | 225 | Sr.  
Kaunas, Lithuania



**Dillon Mitchell**  
10.5 ppg | 6.4 rpg  
6-8 | 210 | Jr.  
Tampa, Fla.



**Aziz Bandaogo**  
7.9 ppg | 5.8 rpg  
7-0 | 235 | 5th  
Dakar, Senegal  
@GOBEARCATSMBB

2024-25 CINCINNATI NUMERICAL ROSTER

No.	Name	Pos.	Ht.	Wt.	Cl.	Hometown/Previous School
0	Dan Skillings Jr.	G	6-6	210	Jr.	Blackwood, N.J./Roman Catholic HS (Pa.)
1	Day Day Thomas	G	6-1	190	Sr.	Bishopville, S.C./Kilgore College (Texas)
2	Jizzle James	G	6-3	205	So.	Orlando, Fla./Olympia HS
3	Rayvon Griffith	G/F	6-6	210	RFr.	Cincinnati, Ohio/Compass Prep (Ariz.)
5	CJ Fredrick Jr.	G	6-3	185	Gr.	Cincinnati, Ohio/Kentucky
8	Connor Hickman	G	6-3	200	Sr.	Bloomington, Ind./Bradley
10	Josh Reed	G	6-7	220	Jr.	Atlanta, Ga./Pace Academy
11	C.J. Anthony	G	6-0	195	Sr.	Columbus, Ohio/Putnam Science Academy
14	Tyler Betsey	F	6-8	225	Fr.	Windsor, Conn./St. Thomas More HS
20	JJ Rembert	G	5-10	155	Fr.	Jamaica, Queens, N.Y./Nation Ford HS (S.C.)
22	Arrinten Page	F	6-11	240	So.	Atlanta, Ga./USC
23	Dillon Mitchell	F	6-8	210	Jr.	Tampa, Fla./Texas
24	Tyler McKinley	F	6-9	240	Fr.	Cincinnati, Ohio/Winton Woods HS
41	Simas Lukošius	G/F	6-8	225	Sr.	Kaunas, Lithuania/Butler
55	Aziz Bandaogo	F	7-0	235	5th	Dakar, Senegal/Utah Valley
65	Halvine Dzellat	F	6-10	225	Fr.	Blois, France/Lille Pro B

Coaching Staff

**Head Coach:** Wes Miller (fourth season)  
**Associate Head Coach:** Chad Dollar (fourth season)  
**Assistant Coach/Recruiting Coordinator:** Andre Morgan (fourth season)  
**Assistant Coach/Recruiting Coordinator:** Drew Adams (third season)  
**Assistant Coach:** Tim Buckley (first season)  
**Assistant Coach/Director of Player Development:** Jaylen Stowe (first season)  
**Chief of Staff:** Bill Comar (first season)  
**Executive to the Head Coach:** Ashley Hecimovich (first season)  
**Player Development Associate:** Malik Massey (third season)  
**Player Development Associate:** Isaiah Manderson (first season)  
**Video Coordinator:** Omari Prince (second season)  
**Associate AD, Sports Performance:** Mike Rehfeldt (fourth season)  
**Senior Associate AD/Team Athletic Trainer:** Bob Mangine

PRONUNCIATION

Simas LUKOŠIUS	See-moss Lew-koh-shiss
Aziz BANDAOGO	Uh-zeez Ban-dae-go
Halvine DZELLAT	Hal-veen Zell-uh

ROSTER INFORMATION

By State/Country

Connecticut	(1) Tyler Betsey
Florida	(2) Jizzle James, Dillon Mitchell
France	(1) Halvine Dzellat
Georgia	(2) Josh Reed, Arrinten Page
Indiana	(1) Connor Hickman
Lithuania	(1) Simas Lukosius
New Jersey	(1) Dan Skillings
New York	(1) JJ Rembert
Ohio	(4) C.J. Anthony, CJ Fredrick Jr., Rayvon Griffith, Tyler McKinley
Senegal	(1) Aziz Bandaogo
South Carolina	(1) Day Day Thomas

By Class

Freshmen	(5) Tyler Betsey, JJ Rembert, Tyler McKinley, Halvine Dzellat, Rayvon Griffith (RFr.)
Sophomores	(2) Jizzle James, Arrinten Page
Juniors	(3) Dan Skillings Jr., Josh Reed, Dillon Mitchell
Seniors	(4) Day Day Thomas, Connor Hickman, C.J. Anthony, Simas Lukosius
Graduates/Final Years	(2) CJ Fredrick Jr., Aziz Bandaogo

By Height

7-0	(1) Aziz Bandaogo
6-11	(1) Arrinten Page
6-10	(1) Halvine Dzellat
6-9	(1) Tyler McKinley
6-8	(3) Simas Lukosius, Tyler Betsey, Dillon Mitchell
6-7	(1) Josh Reed
6-6	(2) Dan Skillings Jr., Rayvon Griffith
6-3	(3) CJ Fredrick Jr., Jizzle James, Connor Hickman
6-1	(1) Day Day Thomas
6-0	(1) CJ Anthony
5-10	(1) JJ Rembert

CINCINNATI QUICK FACTS

GENERAL INFORMATION

Location	Cincinnati, OH 45221
Founded	1819
Enrollment	53,235
Nickname	Bearcats
Colors	Red and Black
Arena (Capacity)	Fifth Third Arena (12,012)
Affiliation	NCAA Division I
Conference	Big 12
President	Neville Pinto
Director of Athletics	John Cunningham
Faculty Representative	Brian Hatch
Department of Athletics Phone	(513) 556-4603
Athletics Ticket Office Phone	(877) CATS-TIX

ATHLETIC COMMUNICATIONS

Primary Basketball Contact	David Cohen
Office/Cell Phone	(513) 556-9845/(817) 739-6585
Email Address	david.cohen@uc.edu
Associate AD/Communications	Zach Stipe
Office/Cell Phone	(513) 556-5186/(865) 244-6119
Email	stipezd@ucmail.uc.edu

TEAM INFORMATION

2023-24 Record	22-15
Big 12 Record	7-11 (11th)
Starters returning/lost	4/1
Letterwinners returning/lost	8/7
Newcomers	6
Pct. points returning	69.9 percent (1,932 of 2,765)
Pct. rebounds returning	54.9 percent (802 of 1,460)
Pct. assists returning	76.1 percent (411 of 540)

CINCINNATI TRADITION

Cincinnati, ranked the No. 9 basketball program all-time by CBS' Matt Norlander in 2019, boasts 1,911 all-time wins, good for No. 12 nationally (both entering the season), with this past season marking the 41st of 20-plus wins. The Bearcats have produced 32 All-Americans (last: Jarron Cumberland's Honorable Mention in 2019), 86 All-Conference selections, 57 NBA Draft picks (last: Jacob Evans III in 2018) and 56 members of the 1,000-Point Club. The program has spent 434 weeks ranked in the AP Top 25 (not including any this season), 212 in the Top 10 and 45 at No. 1. Jack Twyman and Oscar Robertson are both members of the Basketball Hall of Fame, with Robertson earning a spot on the NBA's 75th-Anniversary Team last fall.

# SCOUTING THE BEARCATS

## LOT OF POINTS RETURNING

Cincinnati is in its best preseason position yet, and we aren't talking about the AP Top 25.

The Bearcats rank second in the Big 12 by returning 69.9 percent of their scoring from last season, which includes six of the top eight performers in that category.

TEAM (Preseason rank)	PCT.
Houston (4)	73.1
<b>Cincinnati (20)</b>	<b>69.9</b>
Iowa State (5)	66.1
Kansas (1)	59.4
BYU (RV)	48.9
UCF	46.9

## DEFENSE REIGNING SUPREME

The 4.2 ppg improvement since last year has been a sight to see. Since the start of last year, Cincinnati has been responsible for two of Kansas' four lowest-scoring games as well, in addition to BYU's two lowest scoring halves of this entire season. Asterisks denote NCAA Tourney teams.

Season	Scoring Avg.	League/Nat'l Rank
2024-25	64.0	3/19
2023-24	68.2	4/68
2022-23	69.3	4/147
2021-22	65.9	3/72
2020-21	72.1	11/226
2019-20	67.1	7/117
2018-19*	62.7	2/14
2017-18*	57.5	1/2

## CINCINNATI GAINS 12TH MCDONALD'S ALL-AMERICAN

Shon Abaev, one of Cincinnati's two early signees for the upcoming season, was named a McDonald's All-American, becoming the eighth signee and 12th overall to play for the Bearcats. The Fort Lauderdale, Fla., native is averaging 24.1 points, 7.3 rebounds and 3.8 assists per game in the Overtime Elite League.

Asterisks denote transfers. DerMarr Johnson was also the National Player of the Year that season.

Player	Year
Roger McClendon	1984
Keith LeGree*	1991
Dontonio Wingfield	1993
Damon Flint	1993
Danny Fortson	1994
DerMarr Johnson	1999
Kenny Satterfield	1999
James White*	2001
Mike Williams*	2004
Lance Stephenson	2009
Dillon Mitchell*	2022

## AZIZ'S OFFENSE: NEW X-FACTOR?

Cincinnati is now 13-2 (7-1 this year) in Aziz Bandaogo's two years when he scores in double-figures. While the 2023 WAC Defensive Player of the Year is most known for that side of his game, he and the Bearcats have been much more in-sync for lob attempts. Also, Bandaogo has seen a 8.0 percent increase from the foul line, and it should be noted that he has taken extra reps during team water breaks.

Game (2023-24)	Points (notes)
at Howard	12
<b>FGCU</b>	<b>10</b>
<b>Bryant</b>	<b>12</b>
vs. Dayton	10 (only loss of 2023-24)
at (12) BYU*	12
at (15) Texas Tech*	10
at UCF*	13

Game (2024-25)	Points (notes)
<b>Arkansas-Pine Bluff</b>	<b>11</b>
<b>Morehead State</b>	<b>12</b>
<b>Alabama State</b>	<b>10</b>
<b>Howard</b>	<b>17 (UC career-high)</b>
<b>Xavier</b>	<b>12</b>
<b>Grambling</b>	<b>15</b>
at Baylor*	11 (only loss of 2024-25)
at UCF*	16

## DODGEBALL, ANYONE?

Wes Miller channeled his inner Patches O'Houlihan on Monday afternoon, taking the team from the arena to the practice gym with unclear motives. The players and coaches then spent around an hour playing dodgeball to get away from the game while keeping competition alive.

"The truth is this, it is simpler than dodgeball. We played dodgeball at practice on Monday. It was the first time they all smiled, having joy competing. Heck, Even the coaches competed. We all fell in love with basketball when there was no pressure and expectations. It was good to get them back to competitions and said you guys have to go play basketball like you played dodgeball. At some point, that is how you play basketball all the time and don't really carry that extra weight on your shoulders. I thought our guys practice that way yesterday and played that way today. We have to continue and play free and have fun."

## ON TOUGH STRETCHES...

Wes Miller's first UNC Greensboro team, which included him being named the interim head coach on Dec. 13, 2011 halfway through an 11-game losing streak, saw the Spartans win 10 of 11 from Jan. 12 - Feb. 15.

"When you are involved in college athletics and high-level athletics, there is going to be some adversity and some challenges. I have learned and experienced that those moments are the most important to your growth and the most important moments to the success that follows if you handle them correctly. This is the type of wisdom you try to instill in your players, but they don't matter if you don't handle them appropriately and learn from the mistakes and grow from it.

"I would love to take the whole month of January and throw it away, there's no doubt about that, because I want to win every game. I want our players to have success, and I want this program to perform at the level we all expect it to. This is an opportunity with what we have gone through here to really learn and grow and find the competitive character and edge that we expect in this program. You have to dig in and learn from it and that is what we are trying to do as a program."

## UNPLUGGED, IF YOU CAN HELP IT

Miller has long discussed not using any social

media during the season with the disclaimer that his generation didn't grow up with social media and have as big a need for it now.

"Since 2006, I felt like I have been in a media and fan base spotlight because I played at North Carolina where there is a ton of eyes on you, and they do the same thing. When you are a head coach even at the mid major level there are still people that write stories, have opinions and say things about you. This is not an uncomfortable situation for me because I am used to it. It is more of a challenge for players with today's social media culture, which I can't relate to as a player."

He even recalled that having a sidekick phone and AOL Instant Messenger had the North Carolina team thinking they were the coolest thing walking around in Chapel Hill.

"We have to find a way to encourage our kids to not listen when it is too good and not to listen when it is negative. That is a real challenge, but I don't blame our fans. I want passionate fans, and I want people to want it. If we are being honest, the support here has been tremendous and the support for our program and for me and our players has been incredible. We owe them a better fight and a better performance, and we all know that."

## NOT AN IDEAL START, BUT...

Wes Miller addressed the elephant in the room after UC opened 0-3 in Big 12 play, playing an excellent second half against Arizona to fully erase a 19-point deficit but not doing well in the other five halves of league play.

"Everybody's gotta raise their level, from myself to the players and our staff. We played poorly, probably the worst game all year. We did not feel like we played great the previous two games (Kansas State and Arizona), even though we had our chances. The challenge isn't to point fingers, because it's not that simple.

"By the way, you can play really well three games in this league and not win any of them. That just hasn't been the case and that's the hard pill to swallow. If we did, we'd be discouraged and I'd be sitting here saying we played great and we'll be alright."

## NEW MINDSET? NOT NECESSARILY

Cincinnati had been ranked all season, including for its losses at Villanova, Kansas State and Arizona.

While this is the first season UC has been ranked under Wes Miller, he offered his own insight in between the K-State and Arizona games regarding a question of how it changes the mindset of being the hunted versus perhaps the hunter.

"I think at this level of basketball, you're gonna get the best shot all the time. If you look at our league, everyone's good and hungry. What I challenge our staff, myself and our team on a daily basis is to never allow ourselves to believe we've figured it out and arrived. You never have it figured out. You try to take something you're doing well and master it.

"I think it's human nature, when you have some relative success, to think you're good. To me, that's the death of excellence and sustainable success. That's the challenge with not just this team, but every



team. That can be harder and harder in this social media society with so much instant gratification...you have to remain in the moment and be consumed and obsessed with improving."

NO POINTS, NO PROBLEM FOR JIZZLE

Despite an 0-for-11 performance against Xavier, Jizzle James was locked in at all times, eventually sinking two major free-throws with 13 seconds left to give UC a 68-65 lead before Xavier's final possession.

Wes Miller was effusive in his praise of the sophomore, noting that the two watched every possession of his one-on-one together later.

"I'm not worried about him; I'm proud of him. Sometimes you have to think about this in a different way. If you watch the tape, he didn't change the way he played when he was 0-for-5 or 0-for-7 ... but when he was 0-for-11 and got to the free-throw stripe with two big free-throws, could you tell he was 0-for-11? That speaks about him as a winner and competitor than whatever his shooting percentage was. Most players, in a game like that, that have a night where they can't buy one, it's going to affect the way they defend, their mindset, leadership and approach. You would not be able to tell a difference watching Jizzle play the game...I think that was one of the reasons we won the game."

SKILLINGS RETURNS VS. HOWARD

Fan favorite and last year's leading scorer Dan Skillings Jr. (12.9 ppg, 6.4 rpg) suffered a knee injury in the Nov. 4 season opener. Not only that, he excelled the rest of the game (17 points, 11 rebounds) through it and did not feel it till the following morning.

Skillings underwent a successful minor procedure the following Monday morning, and based on the procedure's announced 4-6 weeks, he was playing in a game 27 days later.

Skillings played 14 minutes against Howard on Sunday, then was held out of practice on Monday for rest.

CINCINNATI'S DOUBLE-DOUBLES

The season-opening blowout of Arkansas-Pine Bluff saw Dan Skillings and Jizzle James become the first teammates with a double-double since David DelJulius and Landers Nolley II in January 2023 against ECU. There have been four instances since 2016.

Player (Opponent, Date)	Pts	Rebs
Dan Skillings (UAPB, Nov. 4)	17	11
Jizzle James (UAPB, Nov. 4)	12	10 (assists)
Dillon Mitchell (@ GT, Nov. 23)	14	11
Dillon Mitchell (Xavier, Dec. 14)	11	10
Dillon Mitchell (@ KSU, Dec. 30)	15	11

Teammates	Opponent	Date
Dan Skillings/Jizzle James	UAPB	11/4/24
David DelJulius/Landers Nolley	ECU	1/11/23
Tre Scott/Nysier Brooks	Milwaukee	11/16/18
Kyle Washington/Gary Clark	Iowa State	12/1/16

TESTED IN TRUE ROAD GAMES

Cincinnati joins Alabama and Marquette as the only power-conference programs who played three non-conference games in true road environments (NKU, Georgia Tech and Villanova).

BEARCATS: OHIO'S STATE CHAMPS

There is no hardware included in the (un)official

distinction, but UC's wins over Xavier and Dayton, combined with one at neighboring NKU and in charity exhibition play against Ohio State, served as a nice validation.

UC had previously lost its last matchups to the Musketeers, Flyers and Buckeyes, and last year defeated NKU after falling to the Norse in 2022-23.

DAY DAY THOMAS RETURNS AT NKU

Senior guard Day Day Thomas started the first 35 games for UC last year before suffering a season-ending broken foot in the NIT opener. He was injured again on Oct. 22. He averaged 10.4 ppg and led the team with 116 assists and 61 steals in 2023-24.

Thomas was a full participant in practice on Monday, Nov. 11 (same day as Skillings' procedure).

"He's been doing workouts and jumping into some things," Miller said Wednesday, Nov. 13. "But he did that for as long as I allowed it and then he'll probably continue along that. It's the same thing I said about Dan. He can practice, he's been cleared medically, he can play in the games. We will take it incredibly slow and be incredibly conservative I think it's not out of the question if he plays some minutes Friday night."

Thomas did not play that Nicholls game, but instead made his debut with 13 minutes in the road win at NKU. He has begun 5-of-8 from deep (62.5 percent) after shooting 28.0 percent there last season.

Thomas led UC in assists (116) and steals (61) last season. He played a season-high 22 minutes at Villanova, his fourth game back.

BEARCATS SIGN TWO FRESHMEN

The 2025-26 season is already off to a good start with the additions of Keyshuan Tillery and Shon Abaev as incoming freshmen.

Tillery is a point guard currently playing at Wes Miller's alma mater, the New Hampton School in New Hampshire. The Albany, N.Y. native is ranked as high as No. 53 nationally and sixth among point guards in his class.

Abaev, at 6-foot-8, is Cincinnati's second-highest rated recruit of the 247Sports era, trailing only NBA veteran Lance Stephenson. The Fort Lauderdale product and consensus top-30 prospect is currently excelling with Fear of God Athletics in the Overtime Elite league.

NINE-STRAIGHT WINS IN THE ACC

Cincinnati extended the streak the Saturday before Thanksgiving with a never-in-doubt rout of Georgia Tech. The run began in the 2009 Maui Invitational against Maryland.

The last four have come under former North Carolina star Wes Miller, whose first power-conference win as a head coach came at Virginia Tech in 2013.

Team	Score	Date
vs. Maryland (Maui)	W, 69-57	11/24/2009
Florida State (NCAA)	W, 62-56	3/18/2012
NC State	W, 68-57	11/12/2013
vs. Pittsburgh (NYC)	W, 44-43	12/17/2013
@ NC State	W, 76-60	12/30/2014
vs. Louisville (Maui)	W, 81-62	11/23/2022
Virginia Tech (NIT)	W, 81-72	3/15/2023
Georgia Tech	W, 89-54	11/22/2023
@ Georgia Tech	W, 81-58	11/23/2024

SINGLE-SEASON THREE-POINT MAKES		
No.	Season	
314	2022-23	
270	2023-24	
269	2021-22	
264	2016-17	
262	2017-18	
260	2011-12	
253	1993-94	
252	2015-16	
237	2003-04	
SINGLE-SEASON THREE-POINT ATTEMPTS		
No.	Season	
894	2022-23	
853	2021-22	
827	2023-24	
765	2016-17	
763	2011-12	
742	2017-18	
729	2012-13	
725	2015-16	
702	2008-09	
693	1993-94	
<i>*Bold underline indicates Wes Miller era</i>		
ALL-TIME WINNINGEST PROGRAMS		
Cincinnati entered the season ranked 12th national-ly in all-time wins. The following numbers reflect the preseason.		
Rank	School	Wins
1.	Kentucky	2,398
2.	Kansas	2,393
3.	North Carolina	2,372
4.	Duke	2,300
5.	UCLA	2,002
6.	Temple	1,993
	Syracuse	1,993
8.	Notre Dame	1,963
9.	St. John's	1,942
10.	Indiana	1,931
11.	Purdue	1,929
12.	<b>Cincinnati</b>	<b>1,911</b>
13.	Illinois	1,908
14.	Texas	1,900
15.	Utah	1,897
MEASURING THE BIG 12		
UC held an 83-42 record against its new league foes entering the season. In addition to UCF and Houston in the AAC from 2013-23, UC and West Virginia competed in the Big East from 2005-13.		
Cincinnati's last matchup over an incumbent Big 12 team was a 75-61 win over Kansas State in the 2016 NCAA First Round.		
All records above and below are entering 2023-24.		
Team	H2H Record	Last Meeting
Baylor	0-1	1947
BYU	1-2	2001
UCF	10-5	2023
Houston	33-14	2023
Iowa State	4-1	2016
Kansas	4-3	1996
Kansas State	7-1	2016
Oklahoma	4-2	2011
Oklahoma St.	2-3	2002
TCU	5-0	2005
Texas	2-0	2012
Texas Tech	1-0	1961
West Virginia	10-10	2012



TWYMAN-STOKES CLASSIC

Cincinnati's MTE against Nicholls and NKU were part of the Twyman-Stokes Classic.

Friday's game will feature a halftime presentation spotlighting the story that transcends the city and basketball as a whole. Rising NBA star Maurice Stokes, while playing for the Cincinnati Royals, suffered a life-changing injury at the end of the 1958 season that left him paralyzed and unable to speak. His teammate, Bearcats legend Jack Twyman, became his legal guardian at 23 to give him financial and physical support.

After years of grassroots fundraising nationwide, NBA stars held out at the 1964 All-Star Game to get the players' union recognized, largely in part after seeing what Stokes had gone through. Stokes died in 1970, and when Twyman passed in 2012, the Reverend Jesse Jackson helped lead a call to the NBA to establish the Twyman-Stokes Teammate of the Year award.

BIGGER THAN TEAMMATES

Cincinnati freshman forward Halvine Dzellat enrolled in September with an expectation to redshirt, both regarding his adjustment from France as well as gelling with his new team that had worked together all summer.

With freshman Tyler McKinley suffering a season-ending injury that month, plans changed, and Dzellat cleared his NCAA waiver, making his debut in the season opener.

"He and I were laughing about it in the locker room last week," Miller said postgame. "When he got here, he speaks no English and I speak no French, and that's a bad combination when you started practice already. I mean, that's hard because I can't help him with the French, and he can't understand what I'm saying. It's not the summer when there's time and we were right in the middle of it. He's starting to learn English. He's starting to understand and practice a little bit better. One of the neatest things is watching Aziz coach him. Aziz will coach him in French in practice. When I'm installing something or explaining something, Aziz will be translating in his ear, which has been really cool. It's cool to watch guys help each other on a team. That's what it's about."

BANDAOGO'S ASSESSMENT OF DZELLAT

Aziz Bandaogo began learning English at the NBA Academy of Africa when he was 17-18, communicating with partners to get better and gain eligibility for college.

Halvine Dzellat is his roommate, and he rates the freshman's English skillset at an 8 or 9, saying they split their English and French 50/50 when hanging out as Halvine wants to improve his.

Bandaogo also speaks Wolof and Serer, the latter what his mom speaks. Wolof, he says, is more of the natural language of Senegal.

JUMPMAN, JUMPMAN, JUMPMAN...

Cincinnati returned to familiar threads in 2023-24 with the Jordan brand. The Bearcats were one of the three original schools rewarded with it in 1997, joining St. John's and North Carolina A&T.

Michael Jordan himself helped present the uniforms to the public on the Rosie O'Donnell Show on Sept.

This year's Crosstown Shootout threads were focused on the black, an adopted school color for 130 years, the Cincy moniker that spotlights the city, fight song, newspapers and how ESPN labeled the school on its scorebugs in Big East games, as well as elephant print on the sides as a nod to the Air Jordan 3, a hallmark of the Jordan Brand aesthetic.

GIVE THE EQUIPMENT STAFF CREDIT

Cincinnati's win over No. 22 Dayton featured the elephant-print black uniforms from the Xavier win for the second-straight game. Head coach Wes Miller, while saying he loves talking about jerseys, shoes and gear in the offseason, gave Director of Olympic Sports Equipment Andy Frigge a shoutout after the Dayton game.

"Andy handles the equipment for our program and a lot of others. He asked me this morning which black uniforms we wanted to wear. I told him I don't care, I just want to win the game. You pick and you surprise me, but you better pick the one that wins. So, Frigge is in good shape with me now. Shoutout to Frigge."

MILLER DEFEATS FORMER PLAYER

Cincinnati's Nov. 15 victory over Nicholls saw Miller coach against his former prized recruit and two-year star Tevon Saddler, the youngest coach in Division I, which includes that Miller was also the youngest in the nation when he coached Saddler.

Saddler was the SoCon Freshman of the Year and an All-Conference player the following season before transferring.

"Coaching is so special because you get to watch kids come in, you get to build relationships with kids when they're kids, and then you get to watch them turn into young men while they're in college, and then you get to follow him. And I had one of my former players, James Dickey, he was here tonight. He walked in the office and made my day, because he wanted to be up here to see this. So I say all that because that was really special for me. And I'm really, really proud of Tevon Saddler. He's going to be a star in college basketball, and he won 20 games last year, in his first year, goes to the conference finals, and they won a big game in Northern Kentucky last night. I mean, they won at LSU last year. They almost won at Maryland last year. They have a really nice basketball team, and I'm proud of him, and after tonight, I'll be pulling like hell for him. I wasn't pulling for him going into tonight, but other than that, I'll be pulling for him so that that was really neat."

REVISITING JIZZLE'S EARLY FRESHMAN SEASON

Freshman guard Jizzle James knew he was going to play no matter what with only one other true point guard, Day Day Thomas, on the roster.

He had six turnovers over his first two games (32 minutes), but came back two days later against Eastern Washington and had none in 16 minutes. In the process, he collected 13 points for the second-straight game.

Eventually, his best games came on the biggest stages, with 25 against Bradley in his first start, 19 at Xavier, 16 against No. 10 Iowa State and 10 at No. 7 Kansas, among other performances.

"He has the right mindset and work ethic, but he has not impressed me on the basketball court yet," Wes

Miller said. "That's a compliment to him, because I think he has so much excellent basketball in front of him."

UC Freshman Scorers, 7.0+ PPG (Since 2010)

Player (Year)	Ppg	Starts
Jizzle James (2023-24)	8.8	2
Tari Eason* (2020-21)	7.3	8
Jarron Cumberland* (2016-17)	8.3	0
Jacob Evans* (2015-16)	13.8	8
Gary Clark* (2014-15)	7.8	34
Sean Kilpatrick* (2010-11, RS)	9.7	1
Lance Stephenson* (2009-10)	12.3	32

\*Made NBA

ONE CALL, THAT'S ALL

Well, it took more than that to recruit Arrinten Page out of high school, as Wes Miller and other staff members made as many visits as they could to woo him, including watching his 5:30 AM workouts.

As Page entered the portal, he recalled associate head coach Chad Dollar's blunt approach.

"AP, you coming or not?" Page said. "I committed the next day. It was real simple the second time around." Page also described playing for Coach Miller as "it's hard if you don't love the game as much as he does. Some days, he will come with this fire and intensity, and if you're not about it, it can get on your nerves. But if you come into work every day, you'll be good."

HOW THEY FARED IN YEAR 3

Wes Miller entered his third, and most challenging season yet, as the Bearcats began their Big 12 tenure. Below is a look at how UC coaches over the last 50 years fared in their first three seasons.

Mick Cronin did not make the NCAA Tournament until Year 5, which kicked off a nine-year streak.

Coach (Year)	Record	Postseason
Wes Miller (2023-24)	22-15	NIT
Mick Cronin (2008-09)	18-14	N/A
Bob Huggins (1991-92)	29-5	NCAA Final Four
Tony Yates (1985-86)	12-16	N/A
Ed Badger (1980-81)	16-13	N/A
Gale Catlett (1974-75)	23-6	NCAA Sweet 16

STAFF UPDATES

Former assistant coaches Jake Loeffler and Jake Thelen left for head coaching jobs at Loyola (Md.) and Covington Catholic HS, respectively, with Thelen going back to his alma mater.

Miller this offseason added veteran assistant Tim Buckley and former UNC Greensboro and Cincinnati grad assistant Jaylen Stowe.

Buckley, previously at South Carolina for two years, spent 10 years as a head coach at Ball State (2000-06) and NCAA Division III Rockford in Illinois (1989-93). He has more than 35 years of coaching experience overall with recent assistant stops at South Carolina, UNLV, Indiana, Marquette and Iowa. While at Ball State, he helped lead the team to upset wins over No. 3 Kansas and No. 4 UCLA during the 2001 Maui Invitational. The Gamecocks, with his help, went 26-8 last year for their best single-season turnaround in program history.

Stowe was a GA under Miller for the staff's first two years at UC before landing his first full-time job as an assistant coach and recruiting coordinator at High Point. The Panthers, with 11 newcomers, won the

Big South regular-season title and went 27-9, their winningest season in their Division I history.

MILLER'S EXTENSION

Cincinnati announced on Dec. 14, 2022 that Wes Miller would receive a two-year contract extension, as well as an increased salary, through the 2028-29 season.

JIZZLE JAMES STARS IN FIRST START

Cincinnati was dealt a tough blow late in its overtime win over San Francisco as Day Day Thomas limped off the floor with a season-ending injury.

Enter Jizzle James, who earned his first-career start against Bradley and posted career-highs in points (25) and minutes (38). It marked the highest-scoring game for a Bearcat rookie since Jarron Cumberland in 2017 against South Florida.

"It was just doing my job. I knew I had to play more. I wanted to get my guys in position to be at their best in creating for each other. I came in with a leader mindset in getting people going, and I knew it would open up for myself too." James also credited Thomas as someone he learned from all season, and how John Newman III "taught me how to be a professional and take care of business, as well as how to be a college athlete."

MITCHELL SHINES EARLY IN HOME EXHIBITION

Dillon Mitchell scored a team-high 12 points on 6-of-6 shooting, in addition to excellent defense that included seven rebounds in 20 minutes, against Ohio State in the home exhibition.

"When we recruited Dillon, one of the most important things we looked for is someone who aligns with who we are and what we are about and how we play. The next thing we look at is how does that person fit in with those returning core guys and we felt like Dillon fit in so well because he can do so many different things and his versatility allows him to play in so many different spots on both sides of the ball. What is neat is who Dillon [Mitchell] is the first couple of weeks of the season will not be who he is in January, February and March. There is still a process for assimilating him and I think he can be terrific if he stays at it like he has so far."

NO BYES (LITERALLY) IN BIG 12

This year's Big 12 slate, as part of its first year of 16 teams, has two games a week from pre-New Year's Day till the tournament in Kansas City.

"We discussed this with our team this week because our guys looked a little rundown for the first time, and I tried to remind them that in January and February we are going to have two games a week and we are going to have to do that for 10 straight weeks," Miller said of the team's expectations. "We are going to have to push through this because we are going to feel like this again. That is a different experience from what we had a year ago and it will be that way for everybody. This is why the work you do now to prepare for that is going to matter. Your physical condition, mental preparations and your resilience as a team is going to be put to the test. Finally, you hope your depth ends up being a factor if you are deeper than some other teams."

LUKOSIUS: MR. CLUTCH IN 2024

The big year for the junior from Lithuania continued in the NIT first round, as Lukosius went 8-for-10 from 2024-25 CINCINNATI MEN'S BASKETBALL

deep for 28 points against San Francisco, including the game-winner trailing by 2 with 3 seconds left in overtime.

Lukosius' 26 second-half points, for a career-high 31, against WVU in the opening round of the Big 12 Tournament continued what's been an amazing trend.

Three of UC's Big 12 wins have come with Lukosius nailing the game-winner or an equally-impressive dagger in the final seconds.

His pull-up jumper with 21 seconds left at No. 15 Texas Tech gave UC a 73-72 lead, and after a Red Raider miss, John Newman III was all alone in the backcourt to stall time before a dunk with 2 seconds left to close the 75-72 win.

At UCF, Lukosius drove baseline and hit a tough layup to make it a 3-point game in that eventual victory.

Finally, in a pivotal game for the Bearcats against K-State, he nailed an NBA-range, top-of-the-key triple over his defender with 9.9 seconds left to put UC ahead and win, 74-72. Even better, it came with his family in attendance.

EXTRA MILE IN RECRUITING SIMAS

Simas Lukosius is a fan favorite at UC, bringing a substantial Big East resume from his two years at Butler.

Assistant coach Drew Adams, who has the most international ties (as well as the state of Indiana) on staff, was largely credited with bringing him to Clifton, and Lukosius described it as "major" that Adams flew to Lithuania to visit the family during the process.

"I put a lot of attention to how the coaching staff is going to treat my father or family in general. I feel like the way this coaching staff put a lot of focus on recruiting not just me, but the people around me, I really rely on my dad a lot for decision-making."

It's not the first time UC went above-and-beyond in the family circuit. Landers Nolley II, last year's leading scorer, was treated to a zoo visit with his daughter as part of his pitch.

SEVEN-NATION SIMAS

Lukosius, by virtue of his father's coaching career, has lived in seven countries: Lithuania, Russia, Kuwait, Lebanon, Germany, Bahrain and the United States.

"A lot of those countries I lived in when I was a little kid, like before I even turned eight," he said. "I think without even realizing it back then, it made me more comfortable with changing my surroundings and adapting quickly. I left to live in Germany when I was 15 and came to America for the first time as a freshman. I feel like there was never a time where I thought coming to a new place was hard. I've always been good at adapting to any situation."

SKILLINGS' 20-PIECE SKILLSET

Dan Skillings Jr. scored 17 of his 20 points against Bradley in the second half, giving him six 20-point games in his career. Several have come in big stages, beginning with Temple in the 2023 AAC Tournament as a freshman.

Others have come at No. 14 Baylor and in the thrashing of No. 16 Kansas at the Big 12 Championship.

GAME	POINTS
vs. Temple (AAC)	20
-----	
Northern Kentucky	25
Stetson	29
@ (14) Baylor (starter)	24
UCF (starter)	21
vs. (16) Kansas (starter)	25
Bradley (NIT) (starter)	20

JOHNNY DAWKINS ON SKILLINGS

UCF head coach Johnny Dawkins had a lot to say about sophomore Dan Skillings Jr. following his 21-point performance against the Knights on Jan. 27, 2024.

"I have watched the young man get better and better over the last year. You see improvement, that is what you want to see, that is what we kind of grew up with as coaches and players, is watching a natural progression of a player like him. It is fun seeing him develop and blossom, I think his best basketball is still ahead of him. I see a lot of things this young man will be able to do as he continues to improve his game. The Cincinnati coaching staff is doing a great job with his development, and you see that."

JIZZLE: IT'S AN ALTER EGO

The age-old question made the airwaves, via a WCPO feature in the Cincinnati market.

"Jizzle is my on-court persona," said the freshman point guard. "It means playing hard and being myself, especially having the same name as my dad. I use that to play with an extra edge on the court."

"I was creating a monster with (the nickname Jizzle)," said his Pro Football Hall of Fame father. "We knew we had to create something special. I always tell him that's his alter ego. He turns into a whole other person. Some people would call me Jizzle or E-Jizzle, or whatever, so I handed it down to him so he could take it to another level."

KELVIN SAMPSON ON JIZZLE JAMES

Houston head coach Kelvin Sampson, of 19 NCAA Tournaments and a pair of Final Fours over his illustrious career, spoke highly of the Bearcat rookie.

"He doesn't look like a freshman, does he? He's a big, strong guard with great quickness. I like his game a lot, and he's only gonna get better. Jizzle James, I just like saying his name. I would never call him Edgerrin James, Jr. We've played against some real good guards here, and one of the best I ever went against was (former Cincinnati All-American) Steve Logan."

CARDIAC CATS' COMEBACKS

The 16-point, second-half comeback against West Virginia in the Big 12 Tournament marked the eighth game under Wes Miller in which it came back from 10-plus points to win. Three of those were against ranked teams, and five of the eight are this year.

In the WVU game at the Big 12 Championships, Cincinnati wiped out its 16-point deficit in only 4:21. It even came in the same arena as the Illinois game.

Game (Year)	Largest Deficit (Half)
vs. No. 14 Illinois (2021-22)	15 (11:56 in 1)
at Wichita State (2021-22)	10 (8:50 in 1)
vs. Temple (2022-23)	10 (13:15 in 1)
Evansville (2023-24)	10 (19:44 in 2)
at No. 12 BYU (2023-24)	10 (19:43 in 2)

No. 19 TCU (2023-24)	11 (7:33 in 1)
UCF (2023-24)	12 (Halftime)
vs. West Virginia (2023-24)	16 (11:45 in 2)

OVERTIME CATS UNDER MILLER

Wes Miller is 13-8 in overtime as a head coach, including 9-6 at UNCG and 4-2 at Cincinnati. Below are his results since coming to Clifton.

Per ESPN Stats and Info, Cincinnati's win over No. 19 TCU extended its ranked overtime win streak to 12, the longest streak in AP poll history by a wide margin. It began with a 2OT victory over No. 22 Marquette on Feb. 13, 1994.

Game (Year)	Result
at Tulane (2022-23)	L, 94-101
Temple (2022-23)	W, 88-83
at Howard (2023-24)	W, 86-81
No. 19 TCU (2023-24)	W, 81-77
at Oklahoma (2023-24)	L, 71-74
San Francisco (NIT, 2023-24)	W, 73-72

DAY DAY THOMAS: MR. 5-5-5

The regular-season finale saw Day Day Thomas become the first UC player since 2018 to record 5 rebounds, 5 assists and 5 steals in a game, and the Bearcats blew out West Virginia, 92-56.

Player	Year	Opponent
Cashmere Wright	2012	Villanova
Cashmere Wright	2012	@ Villanova
Cashmere Wright	2012	Florida St. (NCAA)
Jacob Evans	2018	Temple
Day Day Thomas	2024	West Virginia

AZIZ'S AMAZING DEBUT, 11/22/23

Senior forward Aziz Bandaogo made his UC debut off the bench against Georgia Tech on Nov. 22, and calling it jaw-dropping would be an understatement. Bandaogo's first three minutes featured, in order, a blocked shot, alley-oop slam and a team turnover in forcing a shot-clock violation.

The 2022-23 WAC Defensive Player of the Year finished with eight points and nine rebounds over 21 minutes, all while receiving a thunderous ovation as soon as he made his way to the scorer's table.

PERSPECTIVE ON AZIZ BANDAOGO

Aziz Bandaogo averaged 2.9 ppg over his first two years of college (Akron), before moving on to Utah Valley and a year later emerging as ESPN's 16th-rated transfer.

Wes Miller has taken note of his tall tasks of getting out of his comfort zone between the lines, including the first times Bandaogo has been asked to guard a non-center.

"This time last year was the first time he had ever had success at any level of basketball. He was having some games at Utah Valley, the year before he didn't play, he wouldn't even get in the games. So, his development is still early and new ... What's neat when you're working with young people is you can see them improving right in front of your eyes over a short period of time."

SKILLINGS IN ELITE COMPANY

Dan Skillings' career-high 25 points against NKU in 2023-24 marked the third UC performance of 25 or more off the bench since 2010. The full listing is below, with the other two players eventually making the NBA.

His 29 in a double-double performance over Stetson marked the most by a Bearcat reserve since Tony Bobbitt in 2002, as well as the most in a double-

double since Troy Caupain in 2016.

Player (Opponent)	Year	Points
Sean Kilpatrick (Wright State)	2010	26
Jarron Cumberland (South Florida)	2017	26
Dan Skillings (NKU)	2023	25
Dan Skillings (Stetson)	2023	29

OLD, BUT WISE

CJ Fredrick enters his seventh year of college as the fifth-oldest player in the country.

Below, in order of their birthdate, with month and day omitted.

PLAYER (CURRENT SCHOOL)	WINS
Trevin Knell (BYU)	1998
Drue Drinnon (Texas State)	1998
Jeff Armstrong (Southern Miss)	1999
Neftali Alvarez (Southern Miss)	1999
CJ Fredrick (Cincinnati)	1999
Cooper Smith (Eastern Michigan)	1999
Jovan Blackshear, Jr. (Cal)	1999
Robert Braswell IV (Charlotte)	1999
Dawson Baker (BYU)	1999

FREDRICK'S WINNING WAYS

Cincinnati native CJ Fredrick has returned home following five years at Iowa and Kentucky. The Covington Catholic (Ky.) grad has also seen his fair share of success at the high-major level and will have up to two years' eligibility at UC, bringing a 113-52 record with him.

Fredrick's redshirt season at Iowa also included defeating Cincinnati in the 2019 NCAA Tournament in Columbus.

Wes Miller has even noted that his first time trying Skyline Chili was per Fredrick's suggestion as he was attempting to recruit him out of the transfer portal in April 2021, shortly after his hiring.

Season	Team Record	Stats
2018-19	23-12, NCAA 2nd Round	Redshirt
2019-20 (Iowa)	20-11, No NCAA (COVID)	10.2 ppg
2020-21 (Iowa)	22-9, NCAA 2nd Round	7.5 ppg
2021-22 (UK)	26-8, NCAA 1st Round	Medical RS
2022-23 (UK)	22-12, NCAA 2nd Round	6.1 ppg

DOUBLE-DUTY DAN HOARD

The Dayton game last year was yet another glorious chapter in Cincinnati radio voice Dan Hoard's storied career, this time with his best proximity in some time.

Hoard carried the Bengals' 1 p.m. game against the Minnesota Vikings, then trekked slightly down the banks to do the Bearcats-Flyers game at 7 p.m., all on 700 WLW.

Hoard is among a select few handling PXP duties within the college hoops and pro ranks nationally.

Broadcaster	College	Pro
Dan Hoard	Cincinnati (MBB, FB)	Bengals
Josh Maurer	Boston College	Brewers
Zach Zaidman	DePaul	Cubs
Gary Cohen	Seton Hall	Mets
Neal Ruhl	Oakland	Pistons*
*Fill-in		

ALL-AMERICAN ON THE RADIO

Former consensus First-Team All-American and 2010 UC Athletics Hall of Fame inductee Steve Logan served as the home radio commentator for the non-conference season for the second-straight season.

He was a two-time Conference USA Player of the Year winner and ranks third at UC with 1,985 points, including 22.0 ppg as a senior. He also helped the Bearcats to five NCAA Tournament wins over four appearances. Logan's school records include the most wins (111), highest career free-throw percentage (86.1 percent) and most single-game assists (16) among many decorated achievements.

MONSTER FACTORY LEGACY

Mike Rehfeldt, UC's Associate Athletic Director for Sports Performance, has become a beacon within the men's basketball program. He first served the Bearcats from 2012-20 before joining Miller's inaugural staff after a one-year stint at UConn.

Rehfeldt's cutting-edge investments go beyond the plates and into the technology realm. He also helped hire Dillon Frees, the athletics department's first-ever Director of Performance Nutrition.

- Notable performers on this year's roster include:
- Connor Hickman set the program record with 31 reps on the 185 bench
  - Jizzle James has the highest max vertical jump at 44"
  - Aziz Bandaogo holds the highest touch of 12'4

PUBLISHED AUTHOR

Few coaches, or anyone in particular, can say they published a book while in school. Wes Miller authored "The Road to Blue Heaven," a diary of his senior season as a Tar Heel.

DOLLAR PROMOTED IN 2022-23

Third-year UC coach Chad Dollar earned a promotion in Fall 2022 to associate head coach. Dollar has built a national reputation at the highest levels of the game.

"He's been the guy whose counsel and advice has really helped me and part of it was, he's earned it," Miller said. "I want him to have the confidence to know that I want him to speak up more, whether it's with our players, whether it's on the court, whether it's in the locker room, or whether it's in staff meetings, or whether it's opening my door, when I need to hear something that maybe I don't want to hear, I want him to know that I have the confidence and I'm putting him in a role that I expected to do that."

YOUNG, WILD AND FREE

Head coach Wes Miller holds the active lead for wins by a coach by 40.

In fact, Miller already had the most Division I wins of any active coach by their 40th birthday, which he celebrated Jan. 28. All coaches listed below were active in 2022-23.

COACH (CURRENT SCHOOL)	WINS
Wes Miller (Cincinnati)	217
Rick Pitino (St. John's)	200
Shaka Smart (Marquette)	195
Cliff Ellis (Coastal Carolina)	192
Bob Huggins (West Virginia)	191
Bill Self (Kansas)	190
Andrew Toole (Robert Morris)	188
Herb Sendek (Santa Clara)	186



## LAST TIME OUT

**CINCINNATI** — Sophomore guard Jizzle James' season-high 24 points and Josh Reed's career-high 12 off the bench, coupled with a smothering 45-24 second half, helped Cincinnati to an 84-66 win over BYU on Saturday night at Fifth Third Arena.

Cincinnati started 8-of-9 from the field, leading 22-13 at 12:17 to force a BYU timeout. That burst was capped with six-straight points from Reed at the foul line and on a corner trey. The Bearcats began 6-of-8 from deep, including James knocking down his first four attempts.

BYU led 42-39 at the half after ending with an 8-0 run.

Cincinnati, however, responded in a big way with its own 22-2 sprint out of the gate, highlighted by senior forward Simas Lukosius nailing a triple for his first points of the night, junior forward Dillon Mitchell swiping a pass at midcourt for yet another breakaway slam and Reed getting his own pick-six to force a Cougar timeout, with the visitors trailing 61-44 at 12:47. The Cincinnati defense in that stretch also forced a shot clock violation and multiple 3-point airballs.

The Cougars' bench came alive with three consecutive 3-pointers from reserves to pull within 66-58 at 8:04, their first time down single-digits since 16:05. Senior guard Day Day Thomas responded with a trey from the top of the key to go back up 11, and it was all Bearcats from there, holding BYU to only eight points the rest of the night as well.

Thomas, on the heels of his 20 points in Wednesday's road win at UCF, had 15 on 7-of-9 shooting. It marks his third-straight game in double figures, all marking his first starts of the season as well.

## FROM WES MILLER

"First off, I thought our guys played really well tonight. They looked confident, and they were aggressive. I thought Day Day [Thomas] and Jizzle [James] really set a tone early in the game for that, making plays for themselves, making plays for others. I thought our movement off the ball early in the game created some of those opportunities for Day Day and Jizzle. I thought that kind of permeated throughout the team, those contributions all over the place tonight. I thought Dillon [Mitchell], defensively really gave us something, he was all over the place, and he did a great job in his ball screen defense. Aziz [Bandaogo] for the most part was like a presence in the ball screen.

"We did a better job, especially in the second half of guarding it with all five, not just with two or three. Josh Reed, I'm not just saying it because he's sitting right here with me, that's the best game of his career today. As I told him in the locker room, it won't be the best game of his career soon because he's it's not a fluke, he's been improving, and we've always known he was capable of this. It was great to see it happen out there in a big-time college basketball game."

COMPARISON  
*Offense (Big 12 Play)*

CIN	Team	UTAH
64.4	PPG	65.0
42.4	FG%	42.5
28.8	3FG%	28.1
65.7	FT%	60.4
32.0	RPG	37.1
12.1	APG	15.2
10.7	TOs PG	14.3

COMPARISON  
*Defense (Big 12 Play)*

CIN	Team	UTAH
69.0	PPG	73.3
45.2	FG%	42.5
34.4	3FG%	32.6
34.7	RPG	35.6
12.6	APG	12.9
12.7	TOs PG	8.8
3.8	Blocks PG	4.3
7.4	Steals PG	5.0

## SERIES HISTORY

- » Despite 19 Utah turnovers and Cincinnati's 14-0 run to take a 50-44 lead midway through the second half, the Utes responded with a 12-2 burst of their own to eventually win, 69-66, on Jan. 28.
- » The highlight of this game is Gabe and Mason Madsen returning to Cincinnati. Gabe played only two games as a true freshman in 2020-21 before opting out in that COVID year, and Mason played 2020-22, with the second being Wes Miller's first year as the head coach. Mason did not make his UC debut until after Gabe had departed.
- » Mason averaged 3.9 points per game as a sophomore for UC, where his 36.3 percent clip from beyond the arc leading the team. He then played the next two years at Boston College.
- » It is the first game against a former Bearcat since the 2021-22 season, when Mamoudou Diarra and Tennessee Tech came to Fifth Third Arena.
- » The last time these two teams played, former letterwinner and national champion assistant coach Tay Baker was in his first year as the Cincinnati head coach. At 97, he is believed to be the oldest living former Division I basketball head coach.
- » Cincinnati defeated Utah in the 1961 Final Four before taking down Ohio State for its first of two-straight titles.
- » UC also competed in the Huntsman Center in the 1995 and 2003 NCAA Tournaments. The first was a win over Temple before falling to UConn, followed by a first-round defeat to Gonzaga.
- » The Bearcats last year faced Caleb Loener at Baylor and Mike Sharavjants at San Francisco.

## ALL-TIME RESULTS

Date	Site	Result
1/3/1948	Cincinnati	W, 56-49
3/24/1961	Kansas City (NCAA)	W, 82-67
1/1/1964	Salt Lake City	L, 68-76
12/28/1965	Cincinnati	W, 84-66
1/28/2025	Salt Lake City	L, 66-69



### THE MILLER FILE

- » **Hometown**
- » Greensboro, N.C.
- » **Alma Mater**
- » North Carolina, 2007

### COACHING EXPERIENCE

- » **2008-09: Elon**  
Assistant Coach
- » **2009-10: High Point**  
Assistant Coach
- » **2010-11: UNC Greensboro**  
Assistant Coach
- » **2011: UNC Greensboro**  
Interim Head Coach
- » **2011-21: UNC Greensboro**  
Head Coach
- » **2021-Present: Cincinnati**  
Head Coach

### PLAYING EXPERIENCE

- » **2002-03**  
James Madison
- » **2004-07**  
North Carolina
- » **2007-08**  
London Capital (BBL)
- » **Member of North Carolina's 2004-05 National Championship Team**

## CINCINNATI HEAD COACH WES MILLER

Wes Miller enters his fourth season as the University of Cincinnati's men's basketball head coach, poised to take the Bearcats to the next level in their second year of the nation's best basketball conference, the Big 12.

The 41-year-old Miller already boasts 13 years of head coaching experience. He spent a decade at UNC Greensboro, posting five-straight 20-win seasons and appearances in the 2018 and 2021 NCAA Tournaments before taking the helm of the Bearcats.

Miller boasts seven 20-win seasons (two at Cincinnati) and a 248-178 overall record. He has mentored 24 All-Conference players as a head coach, including five over his first three seasons at UC.

A former walk-on at North Carolina, Miller became a national champion and team captain for the Tar Heels. He is also one of seven head coaches in 2024-25 to have won a national title as a player. Miller has quickly molded the Bearcats in his own image of toughness and resilience.

### MILESTONE MAN

Miller earned 217 wins by his 40th birthday, which ranked him 15th all-time and seventh among head coaches after 1970. Five of the names ahead of him are Naismith Memorial Basketball Hall-of-Famers as well. His 41 over his first two years at UC trail only Ed Jucker, who won national titles in 1961 and 1962, for most at the school, and he has won 20-plus games in six of his last seven seasons.

### CINCINNATI SEASON SUMMARIES

The 2023-24 season saw Cincinnati rattle off four ranked wins out of 22 overall in its first Big 12 campaign. The last of those was a 72-52 win over No. 16 Kansas in the Big 12 Tournament, with the others against No. 12 BYU, No. 15 Texas Tech (both on road) and No. 19 TCU. Dan Skillings Jr. and Aziz Bandaogo gained All-Big 12 Honorable Mention accolades, while John Newman III made the All-Defensive Team. Cincinnati advanced to the NIT Quarterfinals and were 37th in the NET.

Cincinnati's 2022-23 squad claimed its 40th, 20-win season while returning to the postseason with a trip to the NIT Quarterfinals, highlighted by an 81-72 first-round win over Virginia Tech. Cincinnati also improved its league-win total by four games. Miller's squad finished in the top-30 for turnovers for the second-straight season after coming in below 267 the previous two. UC's 77.1 ppg marked its highest since 2001-02 and up 7.7 from Miller's first year. Landers Nolley II produced career-highs in every category en route to First-Team honors, while David DeJulius made the Third-Team for the second-straight year as he finished third nationally in assist-turnover ratio and third in UC single-season history with 192 assists. Cincinnati also broke its three-point records in each of his first two seasons.

The 2021-22 season saw Miller become the first UC coach to start his tenure 5-0, and the fifth win was a 71-51 dismantling of No. 14 Illinois in Kansas City. It marked the Bearcats' largest margin-of-victory over a ranked opponent since 2011. DeJulius earned Third-Team All-AAC honors as well. The team improved in many categories following its 12-11 campaign the year before, including its national rankings in turnovers per game (27 from 267) and field-goal defense (35 from 186) among many others.

Not only that, UC set a program record in the fall semester with a 3.484 GPA, seeing nine student-athletes earn Dean's List accolades as well.

### ALL-CONFERENCE SELECTIONS

Miller has coached 24 All-Conference players over his career, including the below five from Cincinnati. UNCG's Isaiah Miller was a repeat Southern Conference Player of the Year in 2020 and 2021, while Tevon Saddler (2014) and Keyshaun Langley (2020) earned Freshman of the Year honors.

**2024:** Dan Skillings and Aziz Bandaogo (Big 12)

**2023:** Landers Nolley II and David DeJulius (AAC)

**2022:** David DeJulius (AAC)

### NATIONALLY-PRAISED

Regarded as one of the top young coaches in college basketball, Miller built UNC Greensboro into perennial championship and NCAA Tournament contenders, was named ESPN.com's No. 1 Coach Under 40 in May 2020 and also was tabbed for The Athletic's 40 Under 40 list a year ago. His 185-career wins going into the 2021-22 season also put him in the national lead for coaches under 40, ahead of LSU's Will Wade (177) and New Mexico's Richard Pitino (159).

Miller's collegiate head coach and mentor Roy Williams had high praise for his former player.

"Wes Miller is one of the most outstanding young coaches in our game and what he did at UNC Greensboro makes me believe he is THE most outstanding. As a player at North Carolina he came closer to reaching his full potential than any player I've ever coached. His energy, his determination, his intelligence and his care for young people convinces me that he will continue at that level. I am so happy for him and the University of Cincinnati Basketball program and I look forward to being in the stands!"

### AT UNCG

- The Spartans all-time winningest head coach, Miller totaled 185 wins in 10 seasons with four Southern Conference Regular-Season Championships. Over the last five years, UNCG has five-straight 20-win seasons, two NCAA Tournament appearances, two NIT appearances, two Southern Conference Tournament Championships, 125 wins and 70-20 record in conference play.
- UNCG won 21 games during the 2020-21 season along with the SoCon regular season and tournament championship and earned its second NCAA Tournament appearance in four years.
- The Spartans won 20 or more games in each of the last five seasons, including a program record 29 in 2018-19. Miller led UNCG to NCAA Tournament appearances in 2017-18 and 2020-21.

### AS AN ASSISTANT COACH

- Miller, who also spent the 2010-11 season as an assistant coach at UNCG, also spent two seasons as an assistant coach at Elon and High Point. Miller also ran his own basketball camps in Charlotte and Greensboro for two summers.

## MILLER'S YEARLY COACHING RECORD

SEASON	SCHOOL (CONF.)	OVERALL	LEAGUE (FINISH)	LEAGUE TOURNAMENT	POSTSEASON
2011-12	UNC Greensboro (SoCon)	11-11	10-8 (First, North)	Semifinals	
2012-13	UNC Greensboro (SoCon)	9-22	6-12 (Sixth, North)	Quarterfinals	
2013-14	UNC Greensboro (SoCon)	14-18	7-9 (Sixth)	First Round	
2014-15	UNC Greensboro (SoCon)	11-22	6-12 (Ninth)	Quarterfinals	
2015-16	UNC Greensboro (SoCon)	15-19	10-8 (Sixth)	Quarterfinals	CBI Quarterfinals
2016-17	UNC Greensboro (SoCon)	25-10	14-4 (First)	Runner-Up	NIT First Round
2017-18	UNC Greensboro (SoCon)	27-8	15-3 (First)	Champion	NCAA First Round
2018-19	UNC Greensboro (SoCon)	29-7	15-3 (Second)	Runner-Up	NIT Second Round
2019-20	UNC Greensboro (SoCon)	23-9	13-5 (Third)	Quarterfinals	
2020-21	UNC Greensboro (SoCon)	21-9	13-5 (First)	Champion	NCAA First Round
2021-22	Cincinnati (AAC)	18-15	7-11 (Eighth)	Quarterfinals	
2022-23	Cincinnati (AAC)	23-13	11-7 (Fourth)	Semifinals	NIT Quarterfinals
2023-24	Cincinnati (Big 12)	22-15	7-11 (11th)	Quarterfinals	NIT Quarterfinals
2024-25	Cincinnati (Big 12)	14-9	4-8		
Head Coaching Totals		262-187	138-106		

PLAYING DAYS

- In three seasons as a player at North Carolina under Coach Williams, Miller helped the Tar Heels to the national championship in 2005, two Atlantic Coast Conference regular-season championships and one ACC Tournament title.
- He was team captain as a senior in 2006-07, leading UNC to 31 wins and the NCAA Elite 8 as well as the ACC regular-season and tournament titles, and a final No. 3 national ranking.
- A fan favorite at UNC, Miller authored a book entitled The Road to Blue Heaven, which was published as a diary of his experiences as a North Carolina basketball player.
- In addition to his success on the floor, Miller excelled off the court, earning ACC

Academic Honor Roll recognition and the UNC Athletic Director's Scholar Athlete-Award. He earned his degree in political science from North Carolina in 2007.

- Upon his graduation from North Carolina, Miller played one season of professional basketball for the London Capitals of the British Basketball League, where he averaged 19.6 points per game to rank eighth in the league.
- Miller was a prep standout at the New Hampton School in New Hampshire. He earned a scholarship to James Madison, where he played one season before transferring to North Carolina to become a walk-on for Coach Williams' squad.

MILLER'S RECORD AGAINST ALL OPPONENTS

Opponent	Record	Duquense	0-1	Jacksonville	1-0	North Dakota State	1-0	Texas Tech	1-1
Appalachian State	5-2	East Carolina	4-5	James Madison	1-0	Norfolk State	1-0	Tulane	1-2
Alabama A&M	1-0	Eastern Kentucky	1-0	Johnson & Wales	1-0	North Alabama	1-0	Tulsa	2-1
Alabama State	1-0	Eastern Michigan	0-1	Kansas	1-3	North Carolina	0-3	UCF	5-2
Arizona	0-2	Elon	2-8	Kansas State	1-1	North Carolina Wesleyan	1-0	UIC	1-0
Arizona State	1-0	ETSU	9-8	Kennesaw State	1-0	Northern Kentucky	3-1	UNC-Asheville	1-1
Arkansas	0-1	Eastern Washington	1-0	Kentucky	0-1	Ohio	0-1	UNC-Wilmington	2-2
Arkansas-Pine Bluff	1-0	Evansville	1-0	La Salle	1-0	Ohio State	0-1	USC Upstate	1-0
Ashland	1-0	Ferrum	1-0	Lees-McRae	1-0	Oklahoma	0-1	Utah	0-1
Averett	1-0	Florida A&M	1-0	Liberty	2-0	Oklahoma State	0-1	Utah Valley	0-2
Baylor	0-3	Florida Gulf Coast	1-0	Lipscomb	0-1	Prairie View A&M	1-0	VCU	0-1
Belmont Abbey	2-0	Florida State	0-1	Little Rock	1-0	Presbyterian	3-2	Vermont	1-0
Bradley	1-0	Furman	11-9	Longwood	1-1	Purdue Fort-Wayne	0-1	Villanova	0-1
Bryant	3-0	Georgetown	1-1	Louisiana Tech	2-0	Radford	2-0	Virginia	0-2
BYU	2-1	Georgia	1-0	Louisville	1-0	Richmond	0-1	Virginia Tech	2-1
Campbell	1-0	Georgia Southern	1-3	LSU	0-1	Rutgers	0-2	VMI	12-2
Chaminade	1-0	Georgia Tech	2-0	Mars Hill	2-0	Samford	17-4	West Virginia	2-2
Chattanooga	14-8	Gonzaga	0-1	Memphis	0-4	San Diego	0-1	Western Carolina	11-9
Chowan	3-0	Grambling	1-0	Mercer	11-4	San Francisco	1-0	Wichita State	3-0
Citadel	20-2	Greensboro College	4-0	Merrimack	1-0	South Florida	3-1	William Peace	1-0
Claflin	1-0	High Point	1-4	Miami (FL)	0-1	SMU	3-1	Winston-Salem	1-0
College of Charleston	2-1	Hofstra	1-0	Miami (Ohio)	2-0	Southeastern Louisiana	1-0	Winthrop	0-1
Colorado	1-0	Houston	0-8	Monmouth	0-1	Southern Wesleyan	1-0	Wofford	10-12
Coppin State	1-1	Houston Baptist	1-0	Montana State	0-1	Stetson	2-0	Xavier	1-3
Davidson	0-4	Howard	2-0	Morehead State	1-0	Syracuse	0-1	Youngstown State	0-1
Dayton	1-1	Illinois	1-0	Navy	1-1	TCU	1-1		
Delaware	2-0	Iowa State	0-1	Nicholls	1-0	Temple	2-3		
Detroit Mercy	2-0	Indiana	0-1	NIIT	1-0	Tennessee Tech	2-0		
Duke	0-1	Indiana State	0-1	North Carolina A&T	4-2	Texas	0-1		

STARTING BEARCATS

Arkansas-Pine Bluff (W)	James	Skillings	Lukosius	Mitchell	Bandaogo
Morehead State (W)	James	Hickman	Lukosius	Mitchell	Bandaogo
Nicholls (W)	James	Hickman	Lukosius	Mitchell	Bandaogo
at Northern Kentucky (W)	James	Hickman	Lukosius	Mitchell	Bandaogo
at Georgia Tech (W)	James	Hickman	Lukosius	Mitchell	Bandaogo
Alabama State (W)	James	Hickman	Lukosius	Mitchell	Bandaogo
at Villanova (L)	James	Hickman	Lukosius	Mitchell	Bandaogo
Howard (W)	James	Hickman	Lukosius	Mitchell	Bandaogo
Xavier (W)	James	Skillings	Lukosius	Mitchell	Bandaogo
vs. (22) Dayton (W)	James	Skillings	Lukosius	Mitchell	Bandaogo
Grambling (W)	James	Skillings	Lukosius	Mitchell	Bandaogo
at Kansas State (L)	James	Skillings	Lukosius	Mitchell	Bandaogo
Arizona (L)	James	Skillings	Lukosius	Mitchell	Bandaogo
at Baylor (L)	James	Skillings	Lukosius	Mitchell	Bandaogo
(11) Kansas (L)	James	Skillings	Lukosius	Mitchell	Bandaogo
at Colorado (W)	James	Skillings	Lukosius	Mitchell	Bandaogo
Arizona State (W)	James	Skillings	Lukosius	Mitchell	Bandaogo
Texas Tech (L)	James	Skillings	Lukosius	Mitchell	Bandaogo
at BYU (L)	James	Skillings	Lukosius	Mitchell	Bandaogo
at Utah (L)	James	Skillings	Lukosius	Mitchell	Bandaogo
West Virginia (L)	James	Thomas	Lukosius	Mitchell	Bandaogo
at UCF (W)	James	Thomas	Lukosius	Mitchell	Bandaogo
BYU (W)	James	Thomas	Lukosius	Mitchell	Bandaogo




## PHOTO ROSTER



**DAN SKILLINGS JR.**  
G • 6-6 • 215 • JR  
Blackwood, N.J.



**DAY DAY THOMAS**  
G • 6-0 • 185 • SR  
Bishopville, S.C.




**JIZZLE JAMES**  
G • 6-1 • 195 • SO  
Orlando, Fla.




**RAYVON GRIFFITH**  
G • 6-7 • 205 • RFR  
Cincinnati, Ohio




**CJ FREDRICK JR.**  
G • 6-3 • 190 • GR  
Cincinnati, Ohio



**CONNOR HICKMAN**  
G • 6-3 • 200 • SR  
Bloomington, Ind.



**JOSH REED**  
G • 6-7 • 220 • JR  
Atlanta, Ga.




**C.J. ANTHONY**  
G • 6-0 • 190 • SR  
Columbus, Ohio



**TYLER BETSEY**  
F • 6-8 • 212 • FR  
Windsor, Conn.



**JJ REMBERT**  
G • 5-11 • 155 • FR  
Queens, N.Y.



**ARRINTEN PAGE**  
F • 6-11 • 245 • SO  
Atlanta, Ga.



**DILLON MITCHELL**  
F • 6-8 • 205 • JR  
Tampa, Fla.



**TYLER MCKINLEY**  
F • 6-9 • 220 • FR  
Cincinnati, Ohio



**SIMAS LUKOŠIUS**  
G • 6-8 • 225 • SR  
Kaunas, Lithuania



**AZIZ BANDAOGO**  
F • 7-0 • 235 • SR  
Dakar, Senegal



**HALVINE DZELLAT**  
F • 6-10 • 225 • FR  
Blois, France



**WES MILLER**  
Head Coach  
Fourth Season



**CHAD DOLLAR**  
Assoc. Head Coach  
Fourth Season



**ANDRE MORGAN**  
Assistant Coach  
Fourth Season



**DREW ADAMS**  
Assistant Coach  
Third Season



**TIM BUCKLEY**  
Assistant Coach  
First Season



**JAYLEN STOWE**  
Assistant Coach  
First Season



**BILL COMAR**  
Chief of Staff  
First Season



**ASHLEY HECIMOVICH**  
Exec. Asst. to HC  
First Season



# #0 DAN SKILLINGS JR.

GUARD • 6-6 • 215 • JUNIOR • BLACKWOOD, N.J. (ROMAN CATHOLIC HS)

- Suffered injury during season opener; returned with 14 minutes against Howard
- 30 of his 63 rebounds this year are on offensive glass, 22 of his 26 points the last four games have been in the second half
- 3-straight season-high 18-point games to start Big 12 play
- Career-high four treys at Kansas State and later had five at Baylor
- All-Big 12 Honorable Mention and averaged 16.4 ppg over his final eight contests
- UC's leading scorer overall (12.9 ppg) and Big 12 play (12.8 ppg) in 2023-24
- Says rebounding on either end is what gets him going for his overall play that game; had four offensive rebounds in win over No. 22 Dayton
- Gameday scratch against K-State on March 2 due to hip injury
- No. 5 SportsCenter play following Texas game for his driving dunk and-one
- Earned first-career start in win at No. 12 BYU, scoring team's first points as well
- 29 points against Stetson were most by a UC reserve since Tony Bobbitt in 2002; also had 25 against NKU
- Named by Jon Rothstein as one of the nation's 20 under-the-radar breakout players for 2023-24
- Did not play organized basketball until the ninth grade
- Discovered by Wes Miller as he pulled down three-straight offensive rebounds at an AAU game
- Highest-touted recruit out of Wes Miller's first freshman signing class
- Added 15 lbs to his frame over first summer at UC
- Said defensive improvement for 2023-24 season was where he jumped the most in offseason, to "help our team the most and our coaches"



2024-25 (JUNIOR)

Opponent	Min	FG-FGA	3FG-FGA	FT-FTA	Off-Def-Tot	PF	A	TO	Blk	Stl	Pts
Arkansas-Pine Bluff*	23	6-11	1-3	4-4	5-6-11	0	4	2	1	1	17
Morehead State				DNP							
Nicholls				DNP							
at Northern Kentucky				DNP							
at Georgia Tech				DNP							
Alabama State				DNP							
at Villanova				DNP							
Howard	14	1-4	0-1	0-0	0-3-3	2	3	1	1	1	2
Xavier*	26	4-10	1-2	1-2	1-1-2	3	2	1	1	2	10
Dayton*	27	5-12	0-4	5-5	4-1-5	2	1	1	1	4	15
Grambling*	23	3-10	1-5	0-0	2-2-4	2	3	1	2	0	7
at Kansas State*	32	7-15	4-8	0-0	1-1-2	3	1	2	0	1	18
Arizona*	30	6-14	2-7	4-6	6-0-6	3	2	1	1	1	18
at Baylor*	30	6-11	5-7	1-4	0-2-2	0	0	1	2	0	18
Kansas*	28	4-7	1-3	0-0	2-3-5	1	1	2	0	3	9
at Colorado*	24	4-9	2-5	0-2	0-1-1	4	2	1	0	1	10
Arizona State*	25	3-11	0-3	6-8	2-2-4	0	1	1	0	2	12
Texas Tech*	26	2-6	0-2	1-2	0-5-5	3	1	2	0	0	5
at BYU*	20	3-7	0-3	0-0	1-0-1	3	1	3	0	0	6
at Utah*	25	1-9	0-3	2-3	0-1-1	1	0	0	1	0	4
West Virginia	27	3-6	0-1	0-0	2-1-3	0	1	1	0	2	6
at UCF	17	3-5	1-1	1-1	0-3-3	1	1	3	0	0	8
BYU	21	4-5	0-0	0-2	4-1-5	2	1	0	1	1	8

SEASON & CAREER STATISTICS

2024-25 SEASON			CAREER	
18, 3x, last at Baylor, 1/7/25	Pts	29 vs. Stetson, 12/22/23		
7 at Kansas State, 12/30/24	FG Made	11 vs. Stetson, 12/22/23		
15 at Kansas State, 12/30/24	FG Atts	23 vs. Kansas, 3/13/24		
5 at Baylor, 1/7/25	3PT-FG Made	5 at Baylor, 1/7/25		
8 at Kansas State, 12/30/24	3PT-FG Atts	9 at West Virginia, 1/31/24		
6 vs. Arizona State, 1/18/25	FT Made	7 vs. Bryant, 12/12/23		
8 vs. Arizona State, 1/18/25	FT Atts	8, 6x, last vs. ASU, 1/18/25		
11 vs. UAPB, 11/4/24	Rebs	13 vs. Bryant, 12/4/22		
4 vs. UAPB, 11/4/24	Assts	4, 3x, last vs. UAPB, 11/4/24		
4 vs. Dayton, 12/20/24	Stls	4 vs. Baylor, 3/14/24		
2, 2x, last at Baylor, 1/7/25	Blks	3, 2x, last at Texas Tech, 2/3/24		
32 at Kansas State, 12/30/24	Mins	37 vs. West Virginia, 3/12/24		

^ Big 12 Championships

MISCELLANEOUS STATISTICS

CATEGORY	2022-23	2023-24	2024-25	CAREER
Double-Figure Scoring Games	4	25	8	37
Double-Figure Rebounding Games	1	5	1	7
Double-Double Games	1	3	1	5
20-Point Scoring Games	1	6	0	7
Games Led UC in Scoring	0	12	4	16
Games Led UC in Rebounding	1	7	2	10
Games Led UC in Assists	0	2	0	2
Games With 3+ Assists	1	4	3	8
Games With 3+ Blocks	1	1	0	2
Games With 3+ Steals	1	2	2	5
Games With 3+ Three-Pointers	2	6	2	10

CAREER STATISTICS

		TOTAL			3-PTERS		REBOUNDS									
YEAR	GP-GS	MIN-AVG	FG-FGA	PCT	FG-FGA	PCT	FT-FTA	PCT	OFF-DEF-TOT	AVG	PF-FO	AST	TO	BLK	STL	PTS-AVG
2022-23	35-0	510-14.6	71-187	.380	19-74	.257	23-38	.605	32-83-115	3.3	42-0	20	30	15	12	184-5.3
2023-24	36-15	1002-27.8	173-411	.421	40-141	.284	79-118	.669	88-144-232	6.4	68-1	56	60	25	33	465-12.9
2024-25	17-13	417-24.5	65-152	.428	18-58	.310	25-39	.641	30-33-63	3.7	30-0	25	23	11	19	173-10.2
TOTALS	88-28	1929-21.9	309-750	.412	77-273	.282	127-195	.651	150-260-410	4.7	140-1	101	113	51	64	822-9.3





# #1 DAY DAY THOMAS

GUARD • 6-1 • 190 • SENIOR • BISHOPVILLE, S.C. (KILGORE COLLEGE)

- Lightning-speed with team-high 2.94 3/4 court sprint time
- “One of the best on-ball defenders in college basketball” per Wes Miller
- Shooting 38.2 percent from deep, up from 28.0 last year
- Missed first three games after Oct. 22 foot injury; immediately had deflection that led to a steal and assisted on a Mitchell dunk his first two possessions at NKU
- Suffered broken foot in OT against San Francisco and had similar preseason injury
- Erupted for a career-best 29 points, making a career-high 7 3-pointers (on 10 attempts), including back-to-back 3s with two minutes left to give UC the lead and the game-clinching trey with 12 seconds left in the win over West Virginia in the first round of the Big 12 Championships.
- Team leader in assists (116) and steals (61) last year
- 5th Bearcat since 2010 with 5 rebounds, 5 assists and 5 steals in a game
- First to open UC career with four-straight double-figure scoring games since Kyle Washington's eight in 2016-17
- First newcomer to lead UC in scoring of season opener since Sean Kilpatrick in 2010
- No. 4 junior-college prospect by JucoRecruiting.com
- Held one Division I offer (Presbyterian College) out of high school
- Previously played at Lee Central and Ridge View HS in South Carolina



2024-25 (SENIOR)

Opponent	Min	FG-FGA	3FG-FGA	FT-FTA	Off-Def-Tot	PF	A	TO	Blk	Stl	Pts
Missed first three games due to Oct. 22 foot injury											
at Northern Kentucky	14	1-5	0-1	0-0	0-2-2	0	4	3	1	0	2
at Georgia Tech	16	2-3	2-3	0-0	0-1-1	3	2	2	0	0	6
Alabama State	13	3-6	3-4	0-0	0-3-3	0	0	4	0	1	9
at Villanova	22	3-8	1-4	1-2	1-2-3	3	2	0	0	1	8
Howard	21	3-10	2-5	1-1	1-0-1	1	3	1	0	1	9
Xavier	22	1-5	1-3	5-6	1-3-4	1	1	0	0	2	8
Dayton	22	1-4	0-2	5-6	0-3-3	1	1	1	0	2	7
Grambling	15	4-9	2-3	2-3	3-2-5	4	3	1	0	3	12
at Kansas State	27	4-8	1-2	0-0	0-4-4	2	3	1	0	1	9
Arizona	21	4-12	1-4	0-0	1-1-2	2	1	2	0	1	9
at Baylor	20	2-6	2-4	0-0	1-2-3	4	2	0	0	0	6
Kansas	26	1-8	0-3	0-0	1-2-3	1	2	2	0	0	2
at Colorado	25	4-8	0-0	2-2	0-0-0	4	0	2	1	1	10
Arizona State	26	2-6	0-1	2-2	1-2-3	1	4	2	1	1	6
Texas Tech	25	3-7	0-2	0-1	1-2-3	2	3	2	0	1	6
at BYU	28	2-7	1-3	0-0	0-0-0	0	2	0	0	3	5
at Utah	22	2-5	1-3	0-0	2-0-2	3	4	0	0	1	5
West Virginia*	31	4-14	2-5	0-0	1-3-4	1	2	3	0	4	10
at UCF*	34	9-15	1-2	1-2	1-2-3	2	6	1	1	1	20
BYU*	27	7-9	1-1	0-0	0-4-4	2	4	3	0	1	15

SEASON & CAREER STATISTICS

2024-25 SEASON		CAREER
20 at UCF, 2/5/25	Pts	29 vs. WVU 3/12/24^
9 at UCF, 2/5/25	FG Made	10 vs. WVU 3/12/24^
15 at UCF, 2/5/25	FG Atts	18 vs. WVU 3/12/24^
3 vs. Alabama State, 11/27/24	3PT-FG Made	7 vs. WVU 3/12/24^
5, 2x, last vs. WVU, 2/2/25	3PT-FG Atts	10 vs. WVU 3/12/24^
5, 2x, last vs. Dayton, 12/20/24	FT Made	5, 6x, last vs. Dayton, 12/20/24
6, 2x, last vs. Dayton, 12/20/24	FT Atts	7 vs. Stetson, 12/22/23
5 vs. Grambling, 12/22/24	Rebs	6, 2x, last vs. WVU, 3/9/24^
6 at UCF, 2/5/25	Assts	8 vs. San Francisco, 3/20/24
4, vs. WVU, 2/2/25	Stls	5 vs. West Virginia, 3/9/24
1, 4x, last at UCF, 2/5/25	Blks	2, 2x, last at Texas Tech, 2/3/24
34 at UCF, 2/5/25	Mins	34, 2x, last at UCF 2/5/25

^ Big 12 Championships

MISCELLANEOUS STATISTICS

CATEGORY	2023-24	2024-25	CAREER
Double-Figure Scoring Games	14	5	19
Double-Figure Rebounding Games	0	0	0
Double-Double Games	0	0	0
20-Point Scoring Games	3	1	4
Games Led Team in Scoring	2	2	4
Games Led Team in Rebounding	0	0	0
Games Led Team in Assists	16	3	19
Games With 3+ Assists	21	8	29
Games With 3+ Blocks	0	0	0
Games With 3+ Steals	9	3	12
Games With 3+ Three-Pointers	2	1	3

CAREER STATISTICS

YEAR	GP-GS	MIN-AVG	TOTAL		3-PTERS		FT-FTA	REBOUNDS		PF-FO	AST	TO	BLK	STL	PTS-AVG
			FG-FGA	PCT	FG-FGA	PCT		PCTOFF-DEF-TOT	AVG						
2023-24	35-35	933-26.7	134-345	.388	35-125	.280	60-74	.811	13-71-84	2.4	67-3	116	74	61	363-10.4
2024-25	20-3	457-22.9	62-155	.400	21-55	.382	19-25	.760	15-38-53	2.7	37-0	49	30	25	164-8.2
TOTALS	55-38	1390-25.3	196-500	.392	56-180	.311	79-99	.798	28-109-137	2.5	104-3	165	104	86	527-9.6





# #2 JIZZLE JAMES

GUARD • 6-3 • 205 • SOPHOMORE • ORLANDO, FLA. (OLYMPIA HS)

- Has five or more assists in nine games and is 59th nationally in A/TO ratio
- He and Day Day Thomas share a mutual “big/little brother” dynamic, crediting Thomas as someone he has looked up to in his early career
- Opened season with career-high 10 assists; first point-assist double-double since David DelJulius in Jan. 2023 against ECU
- Highest max vertical jump on the team at 44”
- Torched Bradley for career-high 25 points in his first-career start; also played career-high 38 minutes (previous was 28)
- Credits Day Day Thomas and John Newman III as teammates who have contributed to his success
- Seventh UC freshman to average 7.0-plus ppg since 2010, with each of the previous six all making the NBA
- 12 of his 16 double-digit scoring games in 2023-24 come in Big 12 or postseason play
- Team and career-high 19 points off bench at Xavier
- Six turnovers in first two games (32 minutes), 21 in the 23 games that followed
- No. 52 prospect in his class, including ninth-best point guard
- Son of 11-year NFL running back and Pro Football Hall of Famer Edgerrin James
- Full legal name is Edgerrin James Jr.
- Brother, Eden, is an All-MEAC running back at Howard, including rushing for 177 yards at Northwestern last season



## 2024-25 (SOPHOMORE)

Opponent	Min	FG-FGA	3FG-FGA	FT-FTA	Off-Def-Tot	PF	A	TO	Blk	Stl	Pts
Arkansas-Pine Bluff*	26	5-12	1-3	1-3	2-5-7	0	10	1	0	1	12
Morehead State*	25	6-10	2-3	0-0	0-1-1	0	2	1	0	0	14
Nicholls*	28	8-11	1-3	2-2	0-6-6	0	4	4	1	1	19
at Northern Kentucky*	26	5-12	1-2	0-0	1-1-2	3	6	2	1	3	11
at Georgia Tech*	29	7-13	0-5	0-0	1-1-2	3	7	1	1	2	14
Alabama State*	22	5-9	2-5	1-2	2-6-8	2	5	2	0	2	13
at Villanova*	33	8-18	2-6	1-2	1-3-4	0	5	1	0	0	19
Howard*	21	3-6	1-3	0-0	0-1-1	4	2	1	0	1	7
Xavier*	25	0-11	0-2	2-2	0-3-3	3	5	3	1	0	2
Dayton*	28	5-9	4-6	0-0	0-3-3	2	3	1	3	0	14
Grambling*	30	3-9	1-6	0-0	1-3-4	1	8	0	1	2	7
at Kansas State*	26	5-9	0-2	1-1	0-4-4	3	4	3	0	1	11
Arizona*	31	3-11	0-2	1-2	0-4-4	4	5	3	0	0	7
at Baylor*	25	2-11	0-3	1-2	1-4-5	0	0	3	1	1	5
Kansas*	20	1-6	0-1	1-2	0-3-3	0	1	0	0	0	3
at Colorado*	22	1-7	1-5	2-2	0-2-2	2	2	0	0	1	5
Arizona State*	21	5-10	0-4	2-2	0-1-1	1	2	0	0	0	12
Texas Tech*	27	8-12	1-4	0-0	0-3-3	2	3	2	0	0	17
at BYU*	28	3-13	0-5	0-0	1-2-3	3	5	0	0	1	6
at Utah*	31	6-13	2-4	4-5	0-3-3	2	2	1	1	2	18
West Virginia*	19	0-8	0-1	0-0	0-1-1	1	1	3	0	1	0
at UCF*	18	5-7	0-1	5-7	0-3-3	4	4	2	0	2	15
BYU*	28	9-14	6-8	0-0	0-0-0	0	3	3	0	0	24

## SEASON & CAREER STATISTICS

### 2024-25 SEASON

24 vs. BYU, 2/8/25	Pts	25 vs. Bradley, 3/23/24
9 vs. BYU, 2/8/25	FG Made	11 vs. Bradley, 3/23/24
18 at Villanova, 12/3/24	FG Atts	23 at Indiana State, 3/26/24
6 vs. BYU, 2/8/25	3PT-FG Made	6 vs. BYU, 2/28/25
8 vs. BYU, 2/8/25	3PT-FG Atts	8 vs. BYU, 2/8/25
5 at UCF, 2/5/25	FT Made	6 vs. EWU, 11/12/23
7 at UCF, 2/5/25	FT Atts	7, 2x, last at UCF, 2/5/25
8 vs. Alabama State, 11/27/24	Rebs	8 vs. Alabama State, 11/27/24
10 vs. UAPB, 11/4/24	Assists	10 vs. UAPB, 11/4/24
3 at Northern Kentucky, 11/19/24	Stls	3 at Northern Kentucky, 11/19/24
3 vs. Dayton, 12/20/24	Blks	3 vs. Dayton, 12/20/24
33 at Villanova, 12/3/24	Mins	39 at Indiana State, 3/26/24

## MISCELLANEOUS STATISTICS

CATEGORY	2023-24	2024-25	CAREER
Double-Figure Scoring Games	16	14	30
Double-Figure Rebounding Games	0	0	0
Double-Double Games	0	1	1
20-Point Scoring Games	2	1	3
Games Led Team in Scoring	3	5	8
Games Led Team in Rebounding	0	1	1
Games Led Team in Assists	4	10	14
Games With 3+ Assists	15	15	30
Games With 3+ Blocks	0	1	1
Games With 3+ Steals	0	1	1
Games With 3+ Three-Pointers	1	2	3

## CAREER STATISTICS

YEAR	GP-GS	MIN-AVG	FG-FGA	PCT	3-PT-FGA	PCT	FT-FTA	PCT	REBOUNDS	PCT	PF-FO	AST	TO	BLK	STL	PTS-AVG
2023-24	37-2	712-19.3	132-305	.433	23-80	.288	39-50	.780	23-47-70	1.9	39-0	76	43	8	18	326-8.8
2024-25	23-23	591-25.7	103-241	.427	25-84	.298	24-34	.706	10-63-73	3.2	40-0	89	37	10	21	255-11.1
TOTALS	60-25	1303-21.7	235-546	.430	48-164	.293	63-84	.750	33-110-143	2.4	79-0	165	80	18	39	581-9.7



# #3 RAYVON GRIFFITH

GUARD • 6-6 • 210 • R-FRESHMAN • CINCINNATI, OHIO (COMPASS PREP)

- Ignited the crowd against West Virginia with seven points over 12 minutes; had played only three minutes in Big 12 prior
- Team's top rebounder in the summer, per Wes Miller
- Originally attended Taft HS on Cincinnati's West End before moving to Compass Prep in Arizona for senior year
- UC's first commit of his class
- Rated No. 11 small forward and No. 54 overall prospect by 247Sports
- Led Taft to state title as a senior

2024-25 (RS FRESHMAN)

Opponent	Min	FG-FGA	3FG-FGA	FT-FTA	Off-Def-Tot	PF	A	TO	Blk	Stl	Pts
Arkansas-Pine Bluff	8	2-5	1-3	3-3	0-0-0	1	0	0	0	0	8
Morehead State	9	0-2	0-2	0-0	0-0-0	3	0	1	0	0	0
Nicholls	14	0-3	0-3	2-2	2-0-2	1	2	0	2	0	2
at Northern Kentucky				DNP							
at Georgia Tech	2	1-2	0-0	0-0	0-1-1	0	0	0	0	0	2
Alabama State	11	0-3	0-1	0-0	1-2-3	0	0	0	0	0	0
at Villanova				DNP							
Howard	2	0-0	0-0	0-0	0-0-0	1	0	0	0	0	0
Xavier				DNP							
vs. Dayton				DNP							
Grambling	4	0-0	0-0	0-0	0-0-0	3	0	0	0	0	0
at Kansas State				DNP							
Arizona				DNP							
at Baylor	1	0-0	0-0	0-0	0-0-0	0	0	0	0	0	0
Kansas				DNP							
at Colorado				DNP							
Arizona State				DNP							
Texas Tech				DNP							
at BYU	2	2-3	0-1	0-0	0-0-0	0	0	0	0	0	4
at Utah				DNP							
West Virginia	12	2-3	1-1	2-2	0-1-1	2	2	0	0	0	7
at UCF	3	0-1	0-0	0-0	1-1-2	0	0	0	0	0	0
BYU	2	0-0	0-0	0-0	0-0-0	0	0	0	0	0	0



SEASON & CAREER STATISTICS

2024-25 SEASON			CAREER		
8 vs. UAPB, 11/4/24	Pts	8 vs. UAPB, 11/4/24	2, 3x, last vs. WVU, 2/2/25	FG Made	5 vs. UAPB, 11/4/24
5 vs. UAPB, 11/4/24	FG Atts	5 vs. UAPB, 11/4/24	1, 2x, last vs. WVU, 2/2/25	3PT-FG Made	3 vs. Arkansas-Pine Bluff, 11/4/24
1, 2x, last vs. WVU, 2/2/25	3PT-FG Atts	3 vs. Arkansas-Pine Bluff, 11/4/24	3 vs. UAPB, 11/4/24	FT Made	3 vs. UAPB, 11/4/24
3 vs. UAPB, 11/4/24	FT Atts	3 vs. UAPB, 11/4/24	3 vs. UAPB, 11/27/24	Rebs	3 vs. Alabama State, 11/27/24
3 vs. Alabama State, 11/27/24	Assts	2, 2x, last vs. WVU, 2/2/25	--	Stls	--
2 vs. Nicholls, 11/15/24	Blks	2 vs. Nicholls, 11/15/24	14 vs. Nicholls, 11/15/24	Mins	
14 vs. Nicholls, 11/15/24					

MISCELLANEOUS STATISTICS

CATEGORY	2024-25	CAREER
Double-Figure Scoring Games	0	0
Double-Figure Rebounding Games	0	0
Double-Double Games	0	0
20-Point Scoring Games	0	0
Games Led Team in Scoring	0	0
Games Led Team in Rebounding	0	0
Games Led Team in Assists	0	0
Games With 3+ Assists	0	0
Games With 3+ Blocks	0	0
Games With 3+ Steals	0	0
Games With 3+ Three-Pointers	0	0

CAREER STATISTICS

YEAR	GP-GS	MIN-AVG	TOTAL		3-PTERS		FT-FTA	REBOUNDS		PF-FO	AST	TO	BLK	STL	PTS-AVG
			FG-FGA	PCT	FG-FGA	PCT		PCTOFF-DEF-TOT	AVG						
2023-24															
2024-25	12-0	70-5.8	7-22	.318	2-11	.182	7-7	1.000	4-5-9	0.8	11-0	4	1	2	23-1.9
TOTALS	12-0	70-5.8	7-22	.318	2-11	.182	7-7	1.000	4-5-9	0.8	11-0	4	1	2	23-1.9



# #5 CJ FREDRICK JR.

GUARD • 6-3 • 185 • GRAD • CINCINNATI, OHIO (KENTUCKY)

- Coming along lately as a key reserve for the Bearcats in league play
- Cincinnati is 6-0 when he scores, including three Big 12 contests
- Missed final 11 games of 2023-24 due to injury, as well as 11 of 12 previously
- Brought a 113-52 record into last season between Iowa and Kentucky, including four NCAA appearances (Iowa was top-25 before COVID pause)
- Missed a combined seven games in 2022-23 for hand and rib injuries
- Missed 2021-22 season at Kentucky due to hamstring injury
- Scored in double-figures four times over five-game SEC stretch in 2022-23
- Kentucky was 6-0 when he made 3 or more treys, including three in SEC play, and UC was 5-0 last year when it happened
- Topped the Big Ten with a 46.1% clip (47 of 102) from 3-point range as a true freshman at Iowa in 2019-20
- Attended same high school (Covington Catholic in Ky.) as former UC assistant coach Jake Thelen
- Earned 2018 Kentucky Gatorade Player of the Year award among many accolades in high school
- Married to Blair Green, a four-year basketball letterwinner at Kentucky who started every game last season



2024-25 (GRAD/SEVENTH SEASON)

Opponent	Min	FG-FGA	3FG-FGA	FT-FTA	Off-Def-Tot	PF	A	TO	Blk	Stl	Pts
Arkansas-Pine Bluff	15	1-2	1-1	0-0	0-1-1	0	1	0	0	0	3
Morehead State	21	1-3	1-3	2-2	0-0-0	0	1	0	0	1	5
Nicholls	4	0-0	0-0	0-0	0-0-0	0	0	0	0	0	0
at Northern Kentucky	2	0-0	0-0	0-0	0-0-0	0	0	0	0	0	0
at Georgia Tech				DNP							
Alabama State	6	0-1	0-0	0-0	0-0-0	0	0	0	0	0	0
at Villanova				DNP							
Howard				DNP							
Xavier				DNP							
Dayton				DNP							
Grambling	12	1-2	1-2	0-1	0-1-1	0	1	0	0	0	3
at Kansas State				DNP							
Arizona				DNP							
at Baylor	0	0-0	0-0	0-0	0-0-0	0	0	0	0	0	0
Kansas	16	0-4	0-2	0-0	0-4-4	0	0	0	0	1	0
at Colorado	12	1-1	1-1	2-3	0-1-1	3	1	0	1	0	5
Arizona State	16	2-5	2-4	0-0	0-0-0	1	1	0	0	0	6
Texas Tech	12	0-1	0-1	0-0	0-1-1	1	0	1	0	0	0
at BYU	3	0-0	0-0	0-0	0-1-1	0	0	0	0	0	0
at Utah				DNP							
West Virginia				DNP							
at UCF	13	0-0	0-0	0-0	0-1-1	0	0	0	0	0	0
BYU	12	1-1	1-1	0-0	0-0-0	0	2	1	0	0	3

SEASON & CAREER STATISTICS

2024-25 SEASON			CAREER		
6 vs. Arizona State, 1/18/25	Pts	23	at Minnesota, 12/25/20		
2 vs. Arizona State, 1/18/25	FG Made	8	vs. North Carolina, 12/8/20		
5 vs. Arizona State, 1/18/25	FG Atts	12, 2x, last vs. Texas A&M, 1/21/23			
2 vs. Arizona State, 1/18/25	3PT-FG Made	5, 4x, last vs. FGCU, 12/3/23			
4 vs. Arizona State, 1/18/25	3PT-FG Atts	10	vs. Texas A&M, 1/21/23		
2, 2x, last at Colorado, 1/15/25	FT Made	6, 3x, last vs. Howard, 11/7/22			
3 at Colorado, 1/15/25	FT Atts	8	vs. Cincinnati, 12/21/19		
4 vs. Kansas, 1/11/25	Rebs	5	vs. Oral Roberts, 11/15/19		
2 vs. BYU, 2/8/25	Assts	7	vs. Stetson, 12/22/23		
1, 2x, last vs. Kansas, 1/11/25	Stls	4	vs. S.C. State, 11/17/22		
1 at Colorado, 1/15/25	Blks	1, 12x, last at Colorado, 1/15/25			
21 vs. Morehead State, 11/8/24	Mins	39	at Minnesota, 12/25/20		

MISCELLANEOUS STATISTICS

CATEGORY	19-20	20-21	21-22	22-23	23-24	24-25	CAREER
Double-Figure Scoring Games	13	6	-	10	5	0	34
Double-Figure Rebounding Games	0	0	-	0	0	0	0
Double-Double Games	0	0	-	0	0	0	0
20-Point Scoring Games	3	2	-	1	0	0	6
Games Led UC in Scoring	-	-	-	-	2	0	2
Games Led UC in Rebounding	-	-	-	-	-	0	0
Games Led UC in Assists	-	-	-	-	1	0	1
Games With 3+ Assists	14	7	-	6	3	0	30
Games With 3+ Blocks	0	0	-	0	0	0	0
Games With 3+ Steals	0	0	-	1	0	0	1
Games With 3+ Three-Pointers	6	6	-	6	4	0	22

CAREER STATISTICS

YEAR	GP-GS	MIN-AVG	TOTAL		3-PTERS		FT-FTA	REBOUNDS			PF-FO	AST	TO	BLK	STL	PTS-AVG
			FG-FGA	PCT	FG-FGA	PCT		PCTOFF-DEF-TOT	AVG							
2018-19^																
2019-20^	25-25	715-28.6	87-180	.483	47-102	.461	35-44	.795	16-32-48	1.9	43-0	69	32	5	17	256-10.2
2020-21^	27-27	666-24.7	72-152	.474	36-76	.474	23-34	.676	5-24-29	1.1	25-0	52	10	4	10	203-7.5
2021-22&																
2022-23&	27-15	601-22.3	54-154	.351	34-107	.318	22-24	.917	6-15-21	0.8	30-0	41	14	0	14	164-6.1
2023-24	15-10	309-20.6	30-72	.417	23-54	.426	8-11	.727	4-11-15	1.0	18-0	23	5	1	3	91-6.1
2024-25	14-0	146-10.4	7-20	.350	7-16	.438	4-6	.667	0-10-10	0.7	5-0	7	2	1	2	25-1.8
TOTALS	108-77	2438-22.6	250-578	.433	147-355	.414	92-119	.773	31-92-123	1.1	121-0	192	63	11	46	739-6.8

^Iowa, & Kentucky  
2024-25 CINCINNATI MEN'S BASKETBALL





# #8 CONNOR HICKMAN

GUARD • 6-3 • 200 • SENIOR • BLOOMINGTON, IND. (BRADLEY)

- Was briefly shut down to get healthy after playing through injuries this year
- Has resumed shooting and limited basketball activities
- Reached 1,000 career points in the Howard game; had 953 at Bradley
- Missed Grambling game with foot injury; was presented commemorative 1,000-point ball pregame
- Started seven games in a row with Dan Skillings out/returning from injury
- Season-high 14 points at Georgia Tech
- Set UC's program record with 31 reps on the 185 bench this summer
- Scored 14 points, all in the first half, at Cincinnati in the NIT
- Played under current UC assistant Drew Adams his freshman year at Bradley
- Brother, Garrett, was an offensive lineman at Indiana State
- MVC All-Freshman team in 2021-22 and Third-Team All-Conference in 2023-24

2024-25 (SENIOR)

Opponent	Min	FG-FGA	3FG-FGA	FT-FTA	Off-Def-Tot	PF	A	TO	Blk	Stl	Pts
Arkansas-Pine Bluff	23	5-6	3-4	0-0	2-2-4	2	2	1	0	2	13
Morehead State*	25	1-5	0-3	0-1	0-2-2	3	1	1	1	0	2
Nicholls*	26	2-7	0-3	0-0	0-3-3	0	3	0	0	1	4
at Northern Kentucky*	27	4-7	2-5	0-0	0-1-1	1	1	1	0	2	10
at Georgia Tech*	25	6-8	2-3	0-0	0-5-5	1	3	1	0	0	14
Alabama State*	24	0-6	0-4	0-0	0-2-2	0	1	0	0	0	0
at Villanova*	22	1-4	0-2	0-0	0-1-1	1	1	1	0	0	2
Howard*	21	1-4	0-2	0-0	1-6-7	0	1	1	0	2	2
Xavier	20	3-7	2-4	1-1	0-3-3	1	0	1	0	0	9
vs. Dayton	12	0-2	0-2	0-0	0-2-2	1	1	1	0	0	0
Grambling				DNP							
at Kansas State	14	0-2	0-1	0-0	0-1-1	1	0	0	0	1	0
Arizona	8	0-2	0-0	0-0	0-0-0	0	0	0	0	0	0
at Baylor	9	0-2	0-2	0-0	0-1-1	2	1	0	0	0	0
Kansas				DNP							
at Colorado				DNP							
Arizona State				DNP							
Texas Tech				DNP							
at BYU				DNP							
at Utah				DNP							
West Virginia				DNP							
at UCF				DNP							
BYU				DNP							



SEASON & CAREER STATISTICS

2024-25 SEASON			Career
14 at Georgia Tech, 11/23/24	Pts		28 at Valparaiso, 1/3/24
6 at Georgia Tech, 11/23/24	FG Made		10 at Valparaiso, 1/3/24
8 at Georgia Tech, 11/23/24	FG Atts		18 vs. Missouri State, 1/6/24
3 vs. UAPB, 11/4/24	3PT-FG Made		6, 3x, last vs. UIC, 3/8/24
4 vs. UAPB, 11/4/24	3PT-FG Atts		11 vs. Missouri State, 1/6/24
--	FT Made		6 vs. Southern Illinois, 2/28/24
1 vs. Morehead State, 11/8/24	FT Atts		8 vs. St. Joe's, 12/18/21
5 at Georgia Tech, 11/23/24	Rebs	8, 2x, last vs. So. Illinois, 2/28/24	
3, 2x, last at Georgia Tech, 11/23/24	Assts		9 at Missouri State, 12/3/22
2 vs. UAPB, 11/4/24	Stls		5 vs. Southern Illinois, 2/28/24
1 vs. Morehead State, 11/8/24	Blks		2 vs. Northern Iowa, 3/3/23
26 vs. Nicholls, 11/15/24	Mins		40 vs. Illinois State, 1/25/23

MISCELLANEOUS STATISTICS

CATEGORY	21-22	22-23	23-24	24-25	CAREER
Double-Figure Scoring Games	9	13	25	2	49
Double-Figure Rebounding Games	0	0	0	0	0
Double-Double Games	0	0	0	0	0
20-Point Scoring Games	0	0	8	0	8
Games Led UC in Scoring				0	
Games Led UC in Rebounding				0	
Games Led UC in Assists				0	
Games With 3+ Assists	3	12	17	1	33
Games With 3+ Blocks	0	0	0	0	0
Games With 3+ Steals	1	1	7	0	9
Games With 3+ 3-Pointers	4	7	11	1	23

CAREER STATISTICS

YEAR	GP-GS	MIN-AVG	TOTAL		3-PTERS		FT-FTA	REBOUNDS			PF-FO	AST	TO	BLK	STL	PTS-AVG
			FG-FGA	PCT	FG-FGA	PCT		PCT	OFF-DEF-TOT	AVG						
2021-22*	31-23	720-23.2	76-184	.413	34-91	.374	26-31	.839	18-54-72	2.3	64-0	35	34	5	18	212-6.8
2022-23*	34-34	1032-30.4	110-277	.397	48-143	.336	24-42	.571	10-90-100	2.9	73-0	71	56	7	27	292-8.6
2023-24*	31-30	1002-32.3	164-351	.467	74-184	.402	47-67	.701	13-92-105	3.4	43-0	91	58	5	37	449-14.5
2024-25	13-7	257-19.8	23-62	.371	9-35	.257	1-2	.500	3-29-32	2.5	13-0	15	8	1	8	56-4.3
TOTALS	109-94	3015-27.7	373-874	.427	165-453	.364	98-142	.690	44-265-309	2.8	193-0	212	156	18	90	1009-9.3

\*Bradley



# #10 JOSH REED

GUARD • 6-7 • 220 • JUNIOR • ATLANTA, GA. (PACE ACADEMY)

- Career-high 12 points, including 3-pointer, steal and breakaway dunk and fadeaway jumper to ignite crowd and push UC to 84-66 win over BYU
- Plus-13 off the bench at Utah, third-highest in a loss of the Wes Miller era
- Earned team's Do Your Job award for performance at Villanova
- Golfed with Wes Miller on his recruiting visit
- Career-highs of 12 boards in 25 minutes against Detroit Mercy in 2023-24
- Mother, Chenoah (formerly Turner), led South Fla. in blocked shots in 1989-90
- Graded as top defender in Xavier and Wichita State games in 2022-23, something Miller remarked has been extremely rare for a freshman in his coaching career
- Member of the Rivals Top 150 out of high school
- Two-time state champion, arriving on scene early as Freshman of the Year



2024-25 (JUNIOR)

Opponent	Min	FG-FGA	3FG-FGA	FT-FTA	Off-Def-Tot	PF	A	TO	Blk	Stl	Pts
Arkansas-Pine Bluff	7	0-0	0-0	0-0	0-0-0	0	1	0	0	1	0
Morehead State	12	1-4	0-1	0-0	0-2-2	1	3	0	1	0	2
Nicholls	20	3-4	2-3	0-0	2-3-5	0	1	1	1	1	8
at Northern Kentucky	12	0-1	0-0	0-0	0-1-1	1	1	0	0	0	0
at Georgia Tech	14	0-3	0-2	1-2	1-0-1	1	0	0	0	0	1
Alabama State	17	2-4	0-1	2-2	2-4-6	1	0	0	0	0	6
at Villanova	16	2-3	1-2	1-2	2-1-3	2	0	0	0	0	6
Howard	15	2-5	0-2	0-0	1-3-4	1	0	1	0	0	4
Xavier	1	0-0	0-0	0-0	0-0-0	0	0	0	0	0	0
vs. Dayton				DNP							
Grambling	6	0-1	0-1	0-0	0-1-1	1	0	1	0	0	0
at Kansas State				DNP							
Arizona	0+	0-0	0-0	0-0	0-0-0	0	0	0	0	0	0
at Baylor	3	1-3	0-1	0-0	0-0-0	0	0	0	0	1	2
Kansas	15	2-4	1-2	0-0	1-0-1	0	1	1	1	1	5
at Colorado	13	0-2	0-1	2-2	0-3-3	0	2	0	0	3	2
Arizona State	10	0-2	0-1	0-0	0-2-2	2	1	0	0	1	0
Texas Tech	13	1-1	0-0	0-0	0-0-0	1	3	0	0	0	2
at BYU	14	0-2	0-2	0-0	1-1-2	2	0	0	2	0	0
at Utah	17	2-4	1-1	2-2	0-3-3	5	0	1	1	3	7
West Virginia	20	1-2	0-1	4-4	1-2-3	0	1	1	0	0	6
at UCF	10	0-3	0-1	0-0	0-0-0	4	0	0	1	1	0
BYU	18	4-7	1-3	3-3	1-1-2	1	1	0	0	1	12

SEASON & CAREER STATISTICS

2024-25 SEASON			CAREER	
12 vs. BYU, 2/8/25	Pts		12 vs. BYU, 2/8/25	
4 vs. BYU, 2/8/25	FG Made	4, 2x, last vs. BYU, 2/8/25		
7 vs. BYU, 2/8/25	FG Atts	7 vs. BYU, 2/8/25		
2 vs. Nicholls, 11/15/24	3PT-FG Made	3 vs. ECU, 1/11/23		
3, 2x, last vs. BYU, 2/8/25	3PT-FG Atts	3, 3x, last vs. BYU, 2/8/25		
4 vs. WVU, 2/2/25	FT Made	4 vs. WVU, 2/2/25		
4 vs. WVU, 2/2/25	FT Atts	4, 2x, last vs. WVU, 2/2/25		
6 vs. Alabama State, 11/27/24	Rebs	12 vs. Detroit Mercy, 11/10/23		
3 vs. Morehead State, 11/8/24	Assts	4 vs. Detroit Mercy, 11/10/23		
3, 2x, last at Utah, 1/28/25	Stls	3 at Colorado, 1/15/25		
2 at BYU, 1/25/25	Blks	2, 2x, last at BYU, 1/25/25		
20, 2x, last vs. WVU, 2/2/25	Mins	25 vs. Detroit Mercy, 11/10/23		

MISCELLANEOUS STATISTICS

CATEGORY	2022-23	2023-24	2024-25	CAREER
Double-Figure Scoring Games	1	0	1	2
Double-Figure Rebounding Games	0	1	0	1
Double-Double Games	0	0	0	0
20-Point Scoring Games	0	0	0	0
Games Led Team in Scoring	0	0	0	0
Games Led Team in Rebounding	1	1	0	2
Games Led Team in Assists	0	0	0	0
Games With 3+ Assists	0	1	2	3
Games With 3+ Blocks	0	0	0	0
Games With 3+ Steals	0	0	2	2
Games With 3+ Three-Pointers	1	0	0	1

CAREER STATISTICS

YEAR	GP-GS	MIN-AVG	TOTAL		3-PTERS		FT-FTA	REBOUNDS			PF-FO	AST	TO	BLK	STL	PTS-AVG
			FG-FGA	PCT	FG-FGA	PCT		PCT	OFF-DEF-TOT	AVG						
2022-23	29-0	233-8.0	15-44	.341	10-25	.400	3-8	.375	19-30-49	1.7	13-0	7	6	6	2	43-1.5
2023-24	35-0	383-11.0	24-65	.369	13-42	.310	8-11	.727	23-46-69	2.0	33-0	18	14	4	16	69-2.0
2024-25	21-0	253-12.0	21-55	.382	6-25	.240	15-17	.882	12-27-39	1.9	23-1	15	6	7	13	63-3.0
TOTALS	85-0	869-10.2	60-164	.366	29-92	.315	26-36	.722	54-103-157	1.8	69-1	40	26	17	31	175-2.1



# #11 C.J. ANTHONY

GUARD • 6-0 • 195 • SENIOR • COLUMBUS, OHIO (PUTNAM SCIENCE ACADEMY)

- Walk-on; only remaining member of Wes Miller's first team in 2021-22
- Has earned recognition in offseason for improvement; could see more minutes

2023-24 (JUNIOR SEASON)

Opponent	Min	FG-FGA	3FG-FGA	FT-FTA	Off-Def-Tot	PF	A	TO	Blk	Stl	Pts
UIC				DNP							
Detroit Mercy	8	2-5	0-1		2-2-4	1	1	1	0	0	4
Eastern Washington				DNP							
Northern Kentucky	1	0-0	0-0	0-0	0-0-0	0	0	0	0	0	0
Georgia Tech	7	0-3	0-3		3-4	1	1-2	0	1	0	0
at Howard				DNP							
Florida Gulf Coast	5	2-4	2-4		2-2	0	0-1-1	0	0	0	8
at Xavier				DNP							
Bryant	1	0-1	0-0		0-0	0	0-0-0	0	0	0	0
vs. Dayton				DNP							
Merrimack				DNP							
Stetson				DNP							
Evansville				DNP							
at (12) BYU				DNP							
(25) Texas				DNP							
at (14) Baylor				DNP							
(19) TCU				DNP							
(15) Oklahoma	0+	0-0	0-0		0-0	0	0-0-0	0	0	0	0
at (7) Kansas				DNP							
UCF				DNP							
at West Virginia				DNP							
at (15) Texas Tech				DNP							
(5) Houston				DNP							
(10) Iowa State				DNP							
at UCF				DNP							
Oklahoma State				DNP							
at TCU	2	0-0	0-0		0-0	0	0-0-0	0	0	1	0
at (1) Houston				DNP							
Kansas State				DNP							
at Oklahoma				DNP							
West Virginia	1	0-0	0-0		0-0	0	0-0-0	0	1	0	0
vs. West Virginia				DNP							
vs. (16) Kansas	1	0-0	0-0		0-0	0	0-0-0	0	0	0	0
vs. (14) Baylor				DNP							
San Francisco (NIT)				DNP							
Bradley (NIT)	2	0-2	0-1		0-0	1	0-0-0	0	0	0	0
at Indiana State (NIT)	0+	0-0	0-0		0-0	0	0-0-0	0	0	0	0



SEASON & CAREER STATISTICS

2023-24 SEASON			CAREER	
8 vs. FGCU, 12/3/23	Pts		8 vs. FGCU, 12/3/23	
2, 2x, last vs. FGCU, 12/3/23	FG Made		2, 2x, last vs. FGCU, 12/3/23	
5 vs. Detroit Mercy, 11/10/23	FG Atts		5 vs. Detroit Mercy, 11/10/23	
2 vs. FGCU, 12/3/23	3PT-FG Made		2 vs. FGCU, 12/3/23	
4 vs. FGCU, 12/3/23	3PT-FG Atts		4 vs. FGCU, 12/3/23	
3 vs. Georgia Tech, 11/22/23	FT Made		3 vs. Georgia Tech, 11/22/23	
4 vs. Georgia Tech, 11/22/23	FT Atts		4 vs. Georgia Tech, 11/22/23	
4 vs. Detroit Mercy, 11/10/23	Rebs		4 vs. Detroit Mercy, 11/10/23	
1, 3x vs. WVU, 3/9/24	Assts		1, 8x, last vs. WVU, 3/9/24	
1 vs. FGCU, 12/3/23	Stls		1 vs. FGCU, 12/3/23	
--	Blks		--	
8 vs. Detroit Mercy, 11/10/23	Mins		8 vs. Detroit Mercy, 11/10/23	

MISCELLANEOUS STATISTICS

CATEGORY	2021-22	2022-23	2023-24	CAREER
Double-Figure Scoring Games	0	0	0	0
Double-Figure Rebounding Games	0	0	0	0
Double-Double Games	0	0	0	0
20-Point Scoring Games	0	0	0	0
Games Led Team in Scoring	0	0	0	0
Games Led Team in Rebounding	0	0	0	0
Games Led Team in Assists	0	0	0	0
Games With 3+ Assists	0	0	0	0
Games With 3+ Blocks	0	0	0	0
Games With 3+ Steals	0	0	0	0
Games With 3+ Three-Pointers	0	0	0	0

CAREER STATISTICS

YEAR	GP-GS	MIN-AVG	TOTAL		3-PTERS		FT-FTA	REBOUNDS		PF-FO	AST	TO	BLK	STL	PTS-AVG
			FG-FGA	PCT	FG-FGA	PCT		PCTOFF-DEF-TOT	AVG						
2021-22	10-0	15-1.5	2-9	.222	1-7	.143	1-4	.250	2-2-4	0.4	0-0	2	1	0	6-0.6
2022-23	14-0	26-1.9	2-6	.333	1-4	.250	2-4	.500	0-4-4	0.3	4-0	3	2	0	7-0.5
2023-24	11-0	29-2.6	4-15	.267	2-9	.222	5-6	.833	3-4-7	0.6	2-0	3	2	0	15-1.4
TOTALS	35-0	70-2.0	8-30	.267	4-20	.200	8-14	.571	5-10-15	0.4	6-0	8	5	0	28-0.8





# #14 TYLER BETSEY

FORWARD • 6-8 • 225 • FRESHMAN • WINDSOR, CONN. (ST. THOMAS MORE HS)

- 5-of-13 from deep the last three games; was 2-for-13 in Big 12 play prior
- Two-time Connecticut Gatorade Player of the Year, following UConn's Donovan Clingan in 2021 and 2022.
- Rated as high as No. 37 nationally
- One of his coaches was Cane Broome, a three-year Cincinnati standout (2016-19)
- Active in the Connecticut community with gift and food drives, among others

2024-25 (FRESHMAN)

Opponent	Min	FG-FGA	3FG-FGA	FT-FTA	Off-Def-Tot	PF	A	TO	Blk	Stl	Pts
Arkansas-Pine Bluff	14	2-4	2-3	0-0	0-4-4	1	1	1	1	1	6
Morehead State	18	3-7	1-2	0-0	1-2-3	1	2	0	0	0	7
Nicholls	17	2-6	2-5	1-2	1-2-3	2	1	2	0	0	7
at Northern Kentucky	18	2-4	2-4	1-4	1-3-4	2	0	1	0	0	7
at Georgia Tech	17	2-5	2-2	0-0	2-3-5	3	1	1	1	0	6
Alabama State	21	2-5	1-4	0-0	1-3-4	2	1	0	0	0	5
at Villanova	10	0-1	0-1	0-0	0-0-0	1	0	0	0	0	0
Howard	13	2-4	1-2	0-0	2-1-3	0	0	0	0	0	5
Xavier	5	0-2	0-2	0-0	0-0-0	0	0	0	0	0	0
vs. Dayton	8	1-3	1-3	0-0	0-0-0	0	0	0	0	0	3
Grambling	21	3-8	2-7	1-1	2-2-4	0	0	0	0	0	9
at Kansas State	6	0-1	0-1	0-0	0-0-0	0	1	0	0	0	0
Arizona	15	1-7	0-5	0-0	1-2-3	0	0	0	0	0	2
at Baylor	8	0-2	0-1	1-2	1-0-1	0	0	0	0	0	1
Kansas				DNP							
at Colorado	10	0-2	0-1	0-0	0-1-1	2	0	0	0	0	0
Arizona State	9	2-4	1-3	0-0	1-1-2	2	0	0	0	0	5
Texas Tech	8	1-1	1-1	0-0	0-0-0	0	0	0	0	0	3
at BYU	13	1-4	0-3	0-0	0-1-1	1	0	1	0	0	2
at Utah	10	2-5	2-5	0-0	0-0-0	0	0	0	0	0	6
West Virginia	10	2-3	1-2	0-0	0-0-0	0	0	0	1	0	5
at UCF	12	3-5	2-4	0-0	0-0-0	3	0	0	0	0	8
BYU	9	1-3	0-2	0-0	0-1-1	0	0	0	0	0	2



SEASON & CAREER STATISTICS

2024-25 SEASON			CAREER	
9 vs. Grambling, 12/22/24	Pts		9 vs. Grambling, 12/22/24	
3, 3x, last at UCF, 2/25/25	FG Made		3, 3x, last at UCF, 2/5/25	
8 vs. Grambling, 12/22/24	FG Atts		8 vs. Grambling, 12/22/24	
2, 7x, last at UCF, 2/5/25	3PT-FG Made		2, 7x, last at UCF, 2/5/25	
7 vs. Grambling, 12/22/24	3PT-FG Atts		7 vs. Grambling, 12/22/24	
1, 3x, last at Baylor, 1/7/25	FT Made		1, 3x, last at Baylor, 1/7/25	
4 at Northern Kentucky, 11/19/24	FT Atts		4 at Northern Kentucky, 11/19/24	
4 vs. UAPB, 11/4/24	Rebs		4 vs. UAPB, 11/4/24	
2 vs. Morehead State, 11/8/24	Assts		2 vs. Morehead State, 11/8/24	
1 vs. UAPB, 11/4/24	Stls		1 vs. UAPB, 11/4/24	
1, 3x, last vs. WVU, 2/2/25	Blks		1, 3x, last vs. WVU, 2/2/25	
21, 2x, last vs. Grambling, 12/22/24	Mins		21, 2x, last vs. Grambling, 12/22/24	

MISCELLANEOUS STATISTICS

CATEGORY	2024-25	CAREER
Double-Figure Scoring Games	0	0
Double-Figure Rebounding Games	0	0
Double-Double Games	0	0
20-Point Scoring Games	0	0
Games Led Team in Scoring	0	0
Games Led Team in Rebounding	0	0
Games Led Team in Assists	0	0
Games With 3+ Assists	0	0
Games With 3+ Blocks	0	0
Games With 3+ Steals	0	0
Games With 3+ Three-Pointers	0	0

CAREER STATISTICS

YEAR	GP-GS	MIN-AVG	TOTAL		3-PTERS		FT-FTA	REBOUNDS		PF-FO	AST	TO	BLK	STL	PTS-AVG
			FG-FGA	PCT	FG-FGA	PCT		PCTOFF-DEF-TOT	AVG						
2024-25	22-0	274-12.4	32-86	.372	21-63	.333	4-9	.444	13-26-39	1.8	20-0	7	6	4	89-4.0
TOTALS	22-0	274-12.4	32-86	.372	21-63	.333	4-9	.444	13-26-39	1.8	20-0	7	6	4	89-4.0



# #20 JJ REMBERT

GUARD • 5-10 • 155 • FRESHMAN • JAMAICA, QUEENS, N.Y. (NATION FORD HS (S.C.))

- Played senior season at Legacy Early College HS in Greenville, S.C.
- Played with current UC teammates Tyler Betsey in elementary school and Tyler McKinley at the Pangos All-American camp in Las Vegas
- Moved to South Carolina in 2020 from New York City



## SEASON & CAREER STATISTICS

2024-25 SEASON	CAREER
--	Pts
--	FG Made
--	FG Atts
--	3PT-FG Made
--	3PT-FG Atts
--	FT Made
--	FT Atts
--	Rebs
--	Assts
--	Stls
--	Blks
--	Mins

## MISCELLANEOUS STATISTICS

CATEGORY	2023-24	CAREER
Double-Figure Scoring Games		0
Double-Figure Rebounding Games		0
Double-Double Games		0
20-Point Scoring Games		0
Games Led Team in Scoring		0
Games Led Team in Rebounding		0
Games Led Team in Assists		0
Games With 3+ Assists		0
Games With 3+ Blocks		0
Games With 3+ Steals		0
Games With 3+ Three-Pointers		0

## CAREER STATISTICS

YEAR	GP-GS	MIN-AVG	TOTAL	3-PTERS	REBOUNDS	PF-FO	AST	TO	BLK	STL	PTS-AVG
			FG-FGA	PCT	FG-FGA	PCT	FT-FTA	PCT	OFF-DEF-TOT	AVG	
2024-25											
TOTALS											



# #22 ARRINTEN PAGE

FORWARD • 6-11 • 240 • SOPHOMORE • ATLANTA, GA. (USC)

- Great skillset playing the 5-spot, including 3-pointers in back-to-back games
- Heavily recruited by the Bearcats in high school
- When he entered the portal after his freshman year, recalled how blunt the coaching staff was about asking if he was in or not; he committed the next day
- Battled illness through middle of his freshman season but still earned three starts in league play
- Blocked four shots against Oregon in 19 minutes as a freshman for USC

2024-25 (SOPHOMORE)

Opponent	Min	FG-FGA	3FG-FGA	FT-FTA	Off-Def-Tot	PF	A	TO	Blk	Stl	Pts
Arkansas-Pine Bluff	13	3-6	0-0	3-5	2-0-2	3	2	1	0	1	9
Morehead State	17	3-4	0-0	7-8	2-3-5	3	0	1	0	0	13
Nicholls	15	3-8	1-2	4-6	1-5-6	0	0	1	5	0	11
at Northern Kentucky	15	4-6	0-0	0-0	1-3-4	0	0	1	1	0	8
at Georgia Tech	7	2-3	0-0	0-0	0-0-0	5	0	1	0	0	4
Alabama State	17	3-4	0-0	1-1	0-2-2	1	0	1	2	2	7
at Villanova	16	0-2	0-1	0-1	1-1-2	3	0	0	0	1	0
Howard	15	2-5	0-0	2-3	5-3-8	1	1	2	1	0	6
Xavier	9	1-1	0-0	0-0	1-1-2	2	0	1	0	0	2
vs. Dayton	14	1-3	0-0	0-2	0-4-4	4	2	1	0	1	2
Grambling	14	3-3	1-1	2-4	1-5-6	0	0	0	1	0	9
at Kansas State	8	0-0	0-0	1-2	0-0-0	1	0	1	0	1	1
Arizona	9	1-1	0-0	2-2	1-0-1	2	0	0	0	1	4
at Baylor	11	0-1	0-0	0-0	3-1-4	2	1	1	0	0	0
Kansas	14	4-9	1-3	0-0	3-4-7	0	0	1	2	0	9
at Colorado	10	2-6	1-1	0-0	2-1-3	1	0	1	0	1	5
Arizona State	10	0-2	0-0	0-0	1-1-2	1	1	0	2	0	0
Texas Tech	10	3-5	0-0	3-4	0-4-4	0	1	0	0	0	9
at BYU	18	3-6	0-1	1-2	1-2-3	1	1	2	0	1	7
at Utah	11	1-2	0-0	0-1	0-1-1	1	0	3	1	1	2
West Virginia	4	0-0	0-0	0-0	1-0-1	0	0	2	0	0	0
at UCF	1	0-0	0-0	0-0	0-0-0	0	0	0	0	0	0
BYU	6	0-1	0-0	0-0	1-1-2	0	2	0	0	0	0



SEASON & CAREER STATISTICS

2024-25 SEASON			CAREER		
13 vs. Morehead State, 11/8/24	Pts	13	vs. Morehead State, 11/8/24		
4, 2x, last vs. Kansas, 1/11/25	FG Made	4, 3x, last vs. Oregon, 2/1/24			
9 vs. Kansas, 1/11/25	FG Atts	7 vs. Gonzaga, 12/2/23			
1, 3x, last at Colorado, 1/15/25	3PT-FG Made	2 at Alabama State, 12/19/23			
3 vs. Kansas, 1/11/25	3PT-FG Atts	3 at Arizona, 1/17/24			
7 vs. Morehead State, 11/8/24	FT Made	7 vs. Morehead State, 11/8/24			
8 vs. Morehead State, 11/8/24	FT Atts	8 vs. Morehead State, 11/8/24			
8 vs. Howard, 12/8/24	Rebs	8 vs. Howard, 12/8/24			
2, 2x last vs. Dayton, 12/20/24	Assts	3 vs. Oregon State, 2/3/24			
2 vs. Alabama State, 11/27/24	Stls	2, vs. Alabama State, 11/27/24			
5 vs. Nicholls, 11/15/24	Blks	5 vs. Nicholls, 11/15/24			
18 at BYU, 1/25/25	Mins	22, 2x, last at Colorado, 1/13/24			

MISCELLANEOUS STATISTICS

CATEGORY	23-24	24-25	CAREER
Double-Figure Scoring Games	1	2	3
Double-Figure Rebounding Games	0	0	0
Double-Double Games	0	0	0
20-Point Scoring Games	0	0	0
Games Led UC in Scoring	-	0	0
Games Led UC in Rebounding	-	1	1
Games Led UC in Assists	-	0	0
Games With 3+ Assists	2	0	2
Games With 3+ Blocks	0	1	1
Games With 3+ Steals	2	0	2
Games With 3+ Three-Pointers	0	0	0

CAREER STATISTICS

YEAR	GP-GS	MIN-AVG	TOTAL		3-PTERS		FT-FTA	REBOUNDS		PF-FO	AST	TO	BLK	STL	PTS-AVG
			FG-FGA	PCT	FG-FGA	PCT		PCTOFF-DEF-TOT	AVG						
2023-24*	27-4	289-10.7	31-63	.492	5-16	.313	17-32	.531	20-37-57	2.1	25-1	10	25	9	84-3.1
2024-25	23-0	265-11.5	39-78	.500	4-9	.444	26-41	.634	27-42-69	3.0	31-1	11	21	15	108-4.7
TOTALS	50-4	553-11.1	70-141	.496	9-25	.360	43-73	.589	47-79-126	2.5	56-2	21	46	24	192-3.8

\*USC





# #23 DILLON MITCHELL

FORWARD • 6-8 • 210 • JUNIOR • TAMPA, FLA. (TEXAS)

- Has strongly diversified his game, which included his standout, double-double effort in a season-high 33 minutes against Xavier
- Fourth nationally with 51 dunks
- Third double-double of season came at K-State with season-highs of points (15) and rebounds (11); first one came at Georgia Tech (14 and 11)
- Double-figure scoring in 10 of 12 games; ranks eighth nationally in FG%
- Started 71 games at Texas over his freshman and sophomore years
- Hit national champ UConn with career-high 21 points and eight boards
- Three 13-rebound games last year, including against Oklahoma
- 10 points and four rebounds at Cincinnati in Fifth Third Arena in 2023-24
- McDonald's All-American; first to suit up as a Bearcat since Lance Stephenson in 2009-10
- Owner of three dogs

2024-25 (JUNIOR)

Opponent	Min	FG-FGA	3FG-FGA	FT-FTA	Off-Def-Tot	PF	A	TO	Blk	Stl	Pts
Arkansas-Pine Bluff*	24	5-11	0-2	0-2	1-7-8	2	1	2	1	1	10
Morehead State*	23	7-7	0-0	0-2	2-7-9	1	3	0	0	1	14
Nicholls*	24	6-8	0-1	0-2	3-6-9	2	0	1	1	1	12
at Northern Kentucky*	30	6-9	0-1	0-0	1-5-6	1	3	2	0	4	12
at Georgia Tech*	30	6-10	1-2	1-4	2-9-11	1	1	0	1	1	14
Alabama State*	18	5-7	0-1	0-5	2-6-8	1	2	0	0	1	10
at Villanova*	27	4-6	1-1	0-0	1-3-4	3	1	1	0	2	9
Howard*	25	5-6	1-2	3-4	0-2-2	2	3	1	0	1	14
Xavier*	33	4-5	0-0	3-5	2-8-10	1	2	0	1	2	11
Dayton*	29	2-3	0-0	0-2	6-2-8	3	1	3	1	2	6
Grambling*	25	6-9	0-1	1-1	2-5-7	0	0	0	1	3	13
at Kansas State*	27	6-12	2-3	1-2	4-7-11	2	0	2	0	2	15
Arizona*	30	6-8	1-3	0-5	1-6-7	4	0	1	0	2	13
at Baylor*	30	0-2	0-1	0-0	0-2-2	1	0	4	1	1	0
Kansas*	29	5-8	0-2	0-0	0-5-5	0	0	1	1	1	10
at Colorado*	29	3-10	0-1	5-7	1-4-5	0	2	1	0	0	11
Arizona State*	30	6-10	0-1	2-3	1-2-3	3	2	1	2	3	14
Texas Tech*	29	5-8	0-0	2-2	1-3-4	1	2	1	3	1	12
at BYU*	26	2-5	0-2	0-2	3-2-5	3	1	0	1	1	4
at Utah*	32	3-5	0-0	1-2	2-4-6	0	4	0	0	2	7
West Virginia*	33	3-7	0-1	0-0	2-8-10	2	3	1	0	0	6
at UCF*	31	9-14	0-1	1-2	2-4-6	1	3	2	1	1	19
BYU*	27	2-3	0-0	2-2	0-2-2	3	1	0	2	1	6



SEASON & CAREER STATISTICS

2024-25 SEASON		Career
19 at UCF, 2/5/25	Pts	21 vs. UConn, 11/20/23
9 at UCF, 2/5/25	FG Made	9, 2x, last at UCF, 2/5/25
14 at UCF, 2/5/25	FG Atts	14, 2x, last at UCF, 2/5/25
2 at Kansas State, 12/30/24	3PT-FG Made	2 at Kansas State, 12/30/24
3, 2x, last vs. Arizona, 1/4/25	3PT-FG Atts	3, 2x, last vs. Arizona, 1/4/25
5 at Colorado, 1/15/25	FT Made	6 vs. Rice, 12/22/22
7 at Colorado, 1/15/25	FT Atts	7 at Colorado, 1/15/25
11, 2x, last at Kansas State, 12/30/24	Rebs	13, 3x, last at Oklahoma, 1/23/24
4 at Utah, 1/28/25	Assts	4x, last at Utah, 1/28/25
4 at Northern Kentucky, 11/19/24	Stls	4 at Northern Kentucky, 11/19/24
3 vs. Texas Tech, 1/21/25	Blks	4, 2x, last vs. UNCG, 12/29/23
33, 2x, last vs. WVU, 2/2/25	Mins	38 vs. Texas State, 11/30/23

MISCELLANEOUS STATISTICS

CATEGORY	22-23	23-24	24-25	CAREER
Double-Figure Scoring	6	17	16	39
Double-Figure Rebounding	2	12	4	18
Double-Double Games	1	8	3	12
20-Point Scoring Games	0	1	0	1
Games Led UC in Scoring	-	-	3	3
Games Led UC in Rebs	-	-	9	9
Games Led UC in Assists	-	-	1	1
Games With 3+ Assists	2	8	6	16
Games With 3+ Blocks	0	2	1	3
Games With 3+ Steals	2	0	3	5
Games With 3+ 3-Pointers	0	0	0	0

CAREER STATISTICS

YEAR	GP-GS	TOTAL			3-PTERS			REBOUNDS			PF-FO	AST	TO	BLK	STL	PTS-AVG
		MIN-AVG	FG-FGA	PCT	FG-FGA	PCT	FT-FTA	PCT	OFF-DEF-TOT	AVG						
2022-23*	38-38	664-17.5	75-118	.636	0-0	.000	15-37	.405	52-96-148	3.9	43-0	14	21	12	23	165-4.3
2023-24*	34-33	985-29.0	138-236	.585	0-8	.000	52-87	.598	61-195-256	7.5	57-0	49	48	30	34	328-9.6
2024-25	23-23	642-27.9	107-174	.615	6-26	.231	22-54	.407	39-109-148	6.4	37-0	35	24	17	34	242-10.5
TOTAL	95-94	2292-24.1	320-528	.606	6-34	.176	89-178	.500	152-400-552	5.8	137-0	98	93	59	91	735-7.7

\*Texas



# #41 SIMAS LUKOŠIUS

GUARD • 6-8 • 225 • SENIOR • KAUNAS, LITHUANIA (BUTLER)

- 16 points at Colorado led UC to first Big 12 win; was averaging 5.0 ppg in league play prior
- Cincinnati is 8-1 when he scores 14 or more points this year
- 5-for-5 from deep in the second half to help UC pull away at NKU
- 26 points in season finale to cross 1,000 points for his career
- Nailed winning 3-pointer with 3 seconds left in overtime NIT win over San Francisco; went 8-for-10 from deep that ranked sixth in school history for makes and percentage
- 5 of his 7 20-point games in his career have come in conference tournaments or postseason
- Scored a career-best 31 points on an 8-of-13 shooting, while also making a career-high seven 3s against WVU in the first round of the Big 12 Champion ships. He scored 26 points in the second half to lead UC back from a 16-point deficit.
- Winning three-pointer, down 1, against K-State with 9.9 seconds left
- Pull-up from inside the elbow with 21 seconds left was the game-winner at No. 15 Texas Tech; also had clutch tipped lay-up for 3-point lead with 13 seconds left at UCF
- Missed FGCU game after being hit by a car three days prior; also suffered ankle injury on opposite leg in overtime at Howard
- Season, and still-career-high, scoring output as a freshman was 27 against Xavier in the 2022 Big East Tournament, scoring 12 alone in overtime
- Scored then-career-high 28 against Villanova as a sophomore on 5-of-8 deep shooting and 23 in season finale vs. St. John's
- Father, Mindaugas, is a professional basketball coach who has experience leading teams in Kuwait, Lithuania, Russia, Lebanon, Germany, and Bahrain
- Dual citizen of Lithuania and Germany; has lived in all the above countries



## SEASON & CAREER STATISTICS

2024-25 SEASON				CAREER	
20 vs. UAPB, 11/4/24	Pts	31	vs. West Virginia, 3/12/24^		
8 vs. UAPB, 11/4/24	FG Made	9, 2x, last	vs. San Fran., 3/20/24		
17 vs. Dayton, 12/20/24	FG Atts	18	at DePaul, 2/22/23		
6 at NKU, 11/19/24	3PT-FG Made	8	vs. San Francisco, 3/20/24		
12 vs. Dayton, 12/20/24	3PT-FG Atts	12, 4x, last	vs. Dayton, 12/20/24		
7 vs. Texas Tech, 1/21/25	FT Made	8, last	vs. WVU 3/12/24^		
8 vs. Texas Tech, 1/21/25	FT Atts	13	vs. Xavier, 3/9/22		
7 at Colorado, 1/15/25	Rebs	9	vs. The Citadel, 11/19/22		
6, 2x, last vs. Nicholls, 11/15/24	Assts	7, 3x, last	vs. NKU, 11/19/23		
4 vs. Arizona State, 1/18/25	Stls	4	vs. Arizona State, 1/18/25		
1 vs. Alabama State, 11/27/24	Blks	1, 8x, last	vs. Ala. State, 11/27/24		
34 vs. Dayton, 12/20/24	Mins	40, 3x (last	at Xavier, 3/4/23)		

^ Big 12 Championships

## MISCELLANEOUS STATISTICS

CATEGORY	21-22	22-23	23-24	24-25	CAREER
Double-Figure Scoring Games	7	20	22	15	64
Double-Figure Rebounding Games	0	0	0	0	0
Double-Double Games	0	0	0	0	0
20-Point Scoring Games	1	2	3	1	7
Games Led UC in Scoring	-	-	9	8	17
Games Led UC in Rebounding	-	-	2	1	3
Games Led UC in Assists	-	-	11	5	16
Games With 3+ Assists	2	18	19	9	48
Games With 3+ Blocks	1	0	0	0	0
Games With 3+ Steals	0	1	0	2	3
Games With 3+ 3-Pointers	3	3	17	9	32

## CAREER STATISTICS

		TOTAL			3-PTS			REBOUNDS									
YEAR	GP-GS	MIN-AVG	FG-FGA	PCT	FG-FGA	PCT	FT-FTA	PCT	OFF-DEF-TOT	AVG	PF-FO	AST	TO	BLK	STL	PTS-AVG	
2021-22^	32-4	695-21.7	66-175	.377	30-105	.286	57-64		.891	15-92-107	3.3	46-1	39	50	2	10	219-6.8
2022-23^	32-32	1067-33.3	132-310	.426	59-156	.378	48-60		.800	21-108-129	4.0	48-0	92	63	3	32	371-11.6
2023-24	35-27	1055-30.1	135-344	.392	90-234	.385	52-63		.825	17-92-109	3.1	37-0	102	70	6	19	412-11.8
2024-25	23-23	641-27.9	90-225	.400	50-140	.357	34-42		.810	19-54-73	3.2	21-0	55	32	0	22	264-11.5
TOTAL	122-86	3458-28.3	423-1054	.401	229-635	.361	191-229		.834	72-346-418	3.4	152-1	288	215	11	83	1266-10.4

^Butler



# #55 AZIZ BANDAOGO

CENTER • 7-0 • 235 • GRAD • DAKAR, SENEGAL (UTAH VALLEY)

- UC is 13-2 when he scores in double-figures (7-1 this year)
- Second in the nation with 52 dunks
- Has seen 10.4 percent increase in foul shooting, credited towards his approach including taking additional shots at the stripe during practice water breaks
- Speaks four languages: English, French, Wolof and Serer
- Has been credited with adapting freshman Halvine Dzallat to the college game, including translating lessons in practice to French to help him out
- All-Big 12 Honorable Mention; 11 blocks in final four games
- Led UC with 13 rebounds against WVU in Big 12 Champs first round game
- Six-straight games with multiple blocks until regular-season finale
- Collected fourth double-double in #15 Texas Tech win (10 points, 10 rebounds)
- Game-time decision at #12 BYU and gave 12 points and 11 rebounds, as well as a 3-pointer in the road win
- First Bearcat since Tre Scott (Feb. 2020) to record three-straight double-doubles
- Matched career-high with 17 rebounds against Bryant, the most by a Bearcat since Tre Scott's 21 against UCF in February 2020
- No. 16 transfer addition by ESPN's Jeff Borzello in June 2023
- WAC Defensive Player of the Year at Utah Valley, helping the Wolverines to school-record 28 wins and NIT Final Four appearance in 2022-23
- Averaged 11.4 points and 10.5 rebounds per game (10th nationally in boards)
- Ranked third in blocks (106) and ninth in double-doubles (17)
- Had 15 points and 12 rebounds against Cincinnati in NIT Quarterfinal
- Had two 17-rebound games, including at Wake Forest, in 2022-23
- UVU also earned road wins over BYU, Oregon, Colorado and New Mexico
- Joined NBA Academy Africa in Fall 2018 and took part in NCAA's Next Generation Sunday event at the 2019 Men's Final Four, where he participated in life-skills sessions and competed in exhibition games against his peers from around the world while experiencing aspects of the Final Four from a player's perspective.



## SEASON & CAREER STATISTICS

### 2024-25 SEASON

17 vs. Howard, 12/8/24	Pts	23 vs. Seattle, 1/14/23
8 vs. Howard, 12/8/24	FG Made	9 vs. Seattle, 1/14/23
10 vs. Howard, 12/8/24	FG Atts	14 at Seattle, 2/18/23
-	3PT-FG Made	2, 2x (last at BYU, 12/7/22)
-	3PT-FG Atts	2, 2x (last at BYU, 12/7/22)
5 vs. Grambling, 12/22/24	FT Made	9 at Tarleton State, 2/23/23
6, 2x, last vs. Grambling, 12/22/24	FT Atts	12 vs. Bryant, 12/12/23
10 at Colorado, 1/15/25	Rebs	17, 3x, last vs. Bryant, 12/12/23
3 vs. Alabama State, 11/27/24	Assts	7 vs. Seattle, 1/14/23
2, 2x, last at UCF, 2/5/25	Stls	3 vs. Kansas State, 3/2/24
4 vs. Nicholls, 11/15/24	Blks	6, 2x (last vs. So. Utah, 3/10/23)
32 at UCF, 2/5/25	Mins	38 at Northern Arizona, 12/10/22

### CAREER

### 2024-25 (SENIOR)

Opponent	Min	FG-FGA	3FG-FGA	FT-FTA	Off-Def-Tot	PF	A	TO	Blk	Stl	Pts
Arkansas-Pine Bluff*	24	5-5	0-0	1-4	4-4-8	0	1	1	4	1	11
Morehead State*	22	5-6	0-0	2-2	0-5-5	1	0	0	3	0	12
Nicholls*	21	2-3	0-0	0-0	0-0-0	0	1	1	4	1	4
at Northern Kentucky*	25	3-5	0-0	2-2	1-3-4	1	1	0	3	1	8
at Georgia Tech*	29	2-4	0-0	4-4	2-4-6	2	1	2	2	1	8
Alabama State*	21	5-8	0-0	0-0	3-6-9	3	3	0	1	0	10
at Villanova*	21	1-4	0-0	1-2	2-3-5	1	0	0	0	1	3
Howard*	24	8-10	0-0	1-3	4-2-6	0	2	2	0	0	17
Xavier*	31	4-4	0-0	4-6	3-2-5	2	1	0	1	1	12
Dayton*	25	1-4	0-0	4-4	1-2-3	3	1	1	1	0	6
Grambling*	21	5-6	0-0	5-6	5-1-6	2	1	0	1	0	15
at Kansas State*	29	4-7	0-0	1-2	4-5-9	3	0	3	2	1	9
Arizona*	28	2-3	0-0	1-4	4-5-9	3	0	1	2	0	5
at Baylor*	30	4-4	0-0	3-4	4-0-4	3	2	3	2	0	11
Kansas*	24	0-3	0-0	0-0	4-4-8	3	0	2	0	1	0
at Colorado*	25	1-3	0-0	2-2	5-5-10	2	1	3	1	2	4
Arizona State*	27	1-1	0-0	0-1	2-7-9	4	0	0	3	0	2
Texas Tech*	26	3-4	0-0	1-2	0-3-3	0	0	0	0	0	7
at BYU*	22	2-3	0-0	0-0	1-3-4	0	0	1	0	0	4
at Utah*	24	2-4	0-0	3-5	2-1-3	3	0	1	1	1	7
West Virginia*	18	1-4	0-0	0-0	1-3-4	3	0	1	0	1	2
at UCF*	32	7-8	0-0	2-4	2-4-6	2	2	2	1	2	16
BYU*	25	4-5	0-0	1-2	1-5-6	0	0	2	0	0	9

## MISCELLANEOUS STATISTICS

CATEGORY	20-21	21-22	22-23	23-24	24-25	CAREER
Double-Figure Scoring Games	0	2	27	7	8	44
Double-Figure Rebounding Games	0	0	23	7	1	31
Double-Double Games	0	0	17	4	0	21
20-Point Scoring Games	-	-	1	0	0	1
Games Led UC in Scoring	-	-	-	0	1	1
Games Led UC in Rebounding	-	-	-	13	7	20
Games Led UC in Assists	-	-	-	0	0	-
Games With 3+ Assists	0	1	5	1	1	8
Games With 3+ Blocks	0	3	22	6	5	36
Games With 3+ Steals	0	2	5	1	0	8
Games With 3+ Three-Pointers	0	0	0	0	0	0

## CAREER STATISTICS

YEAR	GP-GS	TOTAL			3-PTERS			REBOUNDS			PF-FO	AST	TO	BLK	STL	PTS-AVG
		MIN-AVG	FG-FGA	PCT	FG-FGA	PCT	FT-FTA	PCT	OFF-DEF-TOT	AVG						
2020-21*	7-0	15-2.1	1-3	.333	0-0	.000	5-8	.625	2-3-5	0.7	3-0	0	0	2	0	7-1.0
2021-22*	33-5	396-12.0	39-80	.488	0-0	.000	29-60	.483	29-79-108	3.3	47-1	11	25	40	7	107-3.2
2022-23#	37-37	1088-29.4	162-270	.600	5-15	.333	98-154	.636	103-280-383	10.4	81-0	44	59	106	20	427-11.5
2023-24	29-26	695-24.0	68-106	.642	1-2	.500	54-99	.545	66-150-216	7.4	73-6	17	28	49	17	191-6.6
2024-25	23-23	572-24.9	72-108	.667	0-0	.000	38-59	.644	56-77-133	5.8	41-0	17	26	32	14	182-7.9
<b>TOTALS</b>	<b>129-91</b>	<b>2766-21.4</b>	<b>342-567</b>	<b>.603</b>	<b>6-17</b>	<b>.353</b>	<b>224-380</b>	<b>.589</b>	<b>256-589-845</b>	<b>6.6</b>	<b>248-7</b>	<b>89</b>	<b>138</b>	<b>229</b>	<b>58</b>	<b>914-7.1</b>

\* Akron; # Utah Valley





# #65 HALVINE DZELLAT

FORWARD • 6-10 • 225 • FRESHMAN • BLOIS, FRANCE (LILLE PRO B)

- Enrolled at UC in September
- Cleared preseason NCAA waiver and made collegiate debut against UAPB
- Captain of French U20 FIBA team this summer in its gold medal run

2024-25 (FRESHMAN)

Opponent	Min	FG-FGA	3FG-FGA	FT-FTA	Off-Def-Tot	PF	A	TO	Blk	Stl	Pts
Arkansas-Pine Bluff	2	0-0	0-0	0-0	0-0-0	0	0	0	0	0	0
Morehead State	1	0-0	0-0	0-0	0-0-0	0	0	0	0	0	0
Nicholls	4	0-0	0-0	0-0	1-1-2	0	0	0	0	0	0
at Northern Kentucky				DNP							
at Georgia Tech	1	0-0	0-0	0-0	0-0-0	1	0	0	0	0	0
Alabama State	2	0-1	0-0	1-2	0-0-0	0	0	0	1	0	1
at Villanova				DNP							
Howard	1	0-0	0-0	0-0	0-0-0	0	0	0	0	0	0
Xavier				DNP							
Dayton				DNP							
Grambling	5	0-1	0-0	2-2	0-1-1	2	0	0	0	1	2
at Kansas State				DNP							
Arizona				DNP							
at Baylor				DNP							
Kansas				DNP							
at Colorado				DNP							
Arizona State				DNP							
Texas Tech				DNP							
at BYU				DNP							
at Utah				DNP							
West Virginia				DNP							
at UCF				DNP							
BYU				DNP							



SEASON & CAREER STATISTICS

2024-25 SEASON			CAREER	
2 vs. Grambling, 12/22/24	Pts		vs. Grambling, 12/22/24	
--	FG Made		--	
1, 2x, last vs. Grambling, 12/22/24	FG Atts	1, 2x, last vs. Grambling, 12/22/24		
--	3PT-FG Made		--	
--	3PT-FG Atts		--	
2 vs. Grambling, 12/22/24	FT Made	2 vs. Grambling, 12/22/24		
2, 2x, last vs. Grambling, 12/22/24	FT Atts	2, 2x, last vs. Grambling, 12/22/24		
2 vs. Nicholls, 11/15/24	Rebs	2 vs. Nicholls, 11/15/24		
--	Assts		--	
1 vs. Grambling, 12/22/24	Stls	1 vs. Grambling, 12/22/24		
1 vs. Alabama State, 11/27/24	Blks	1 vs. Alabama State, 11/27/24		
5 vs. Grambling, 12/22/24	Mins	5 vs. Grambling, 12/22/24		

MISCELLANEOUS STATISTICS

CATEGORY	2024-25	CAREER
Double-Figure Scoring Games		0
Double-Figure Rebounding Games		0
Double-Double Games		0
20-Point Scoring Games		0
Games Led Team in Scoring		0
Games Led Team in Rebounding		0
Games Led Team in Assists		0
Games With 3+ Assists		0
Games With 3+ Blocks		0
Games With 3+ Steals		0
Games With 3+ Three-Pointers		0

CAREER STATISTICS

YEAR	GP-GS	MIN-AVG	TOTAL		3-PTERS		FT-FTA	REBOUNDS			PF-FO	AST	TO	BLK	STL	PTS-AVG
			FG-FGA	PCT	FG-FGA	PCT		PCT	OFF-DEF-TOT	AVG						
2024-25	7-0	16-2.2	0-2	.000	0-0	.000	3-4	.750	1-2-3	0.4	3-0	0	0	1	1	3-0.4
TOTALS	7-0	16-2.2	0-2	.000	0-0	.000	3-4	.750	1-2-3	0.4	3-0	0	0	1	1	3-0.4

THE POLLS

ASSOCIATED PRESS (Week 14)			USA TODAY/COACHES (Week 14)		
Rk.	Team	Pts.	Rk.	Team	Pts.
1.	Auburn (62)	1550	1.	Auburn (29)	773
2.	Duke	1488	2.	Duke (2)	745
3.	Alabama	1422	3.	Alabama	710
4.	Tennessee	1295	4.	Tennessee	644
5.	<b>Houston</b>	<b>1245</b>	5.	<b>Houston</b>	<b>613</b>
6.	Florida	1183	6.	Florida	580
7.	Purdue	1102	7.	Purdue	574
8.	<b>Iowa State</b>	<b>1078</b>	8.	<b>Iowa State</b>	<b>564</b>
9.	Michigan State	1044	9.	Michigan State	501
10.	Texas A&M	976	10.	St. John's	473
11.	Marquette	875	11.	Marquette	439
12.	St. John's	808	12.	<b>Texas Tech</b>	<b>436</b>
13.	<b>Texas Tech</b>	<b>793</b>	13.	Texas A&M	410
14.	Kentucky	747	14.	Kentucky	310
15.	Missouri	717	15.	Memphis	309
16.	<b>Kansas</b>	<b>599</b>	16.	Missouri	307
17.	Memphis	530	17.	<b>Kansas</b>	<b>288</b>
18.	Maryland	390	18.	UConn	178
19.	UConn	322	19.	Wisconsin	151
20.	<b>Arizona</b>	<b>308</b>	20.	<b>Arizona</b>	<b>148</b>
21.	Wisconsin	287	21.	Clemson	145
22.	Mississippi State	217	22.	Michigan	117
23.	Illinois	208	23.	Saint Mary's	114
24.	Michigan	191	24.	Maryland	110
25.	Ole Miss	184	25.	Illinois	108

**OTHERS RECEIVING VOTES:**  
Clemson 182, Saint Mary's 136, Louisville 86, Creighton 50, Oregon 39, UCLA 26, New Mexico 23, Drake 18, Gonzaga 11, Utah State 8, Vanderbilt 4, George Mason 3, **Baylor 3**, Texas 1, Oklahoma 1

**OTHERS RECEIVING VOTES:**  
Mississippi State 88, Ole Miss 70, Louisville 50, Creighton 44, Oregon 31, New Mexico 18, UCLA 7, **West Virginia 6**, Gonzaga 4, Utah State 4, Drake 2, **BYU 2**, UC Irvine 1, **Baylor 1**

CINCINNATI AGAINST RANKED TEAMS

OPPONENT	SCORE	DATE
at (12) Tennessee	L, 56-65	12/12/20
at (6) Houston	L, 52-90	2/21/21
vs. (7) Houston (AAC)	L, 54-91	3/14/21
vs. (14) Illinois	W, 71-51	11/22/21
vs. (12) Arkansas	L, 67-73	11/23/21
<b>(6) Houston</b>	<b>L, 58-80</b>	<b>2/6/22</b>
at (14) Houston	L, 53-71	3/1/22
vs. (18) Houston	L, 56-69	3/11/22
vs. (14) Arizona	L, 93-101	11/21/22
<b>(2) Houston</b>	<b>L, 59-72</b>	<b>1/8/23</b>
at (3) Houston	L, 69-75	1/28/23
vs. (1) Houston	L, 48-69	3/11/23
at (12) BYU	W, 71-60	1/6/24
<b>(25) Texas</b>	<b>L, 73-74</b>	<b>1/9/24</b>
at (14) Baylor	L, 59-62	1/13/24
<b>(19) TCU</b>	<b>W, 81-77 (OT)</b>	<b>1/16/24</b>
<b>(15) Oklahoma</b>	<b>L, 65-69</b>	<b>1/20/24</b>
at (7) Kansas	L, 69-74	1/22/24
at (15) Texas Tech	W, 75-72	2/3/24
<b>(5) Houston</b>	<b>L, 62-67</b>	<b>2/10/24</b>
<b>(10) Iowa State</b>	<b>L, 59-68</b>	<b>2/13/24</b>
at (1) Houston	L, 59-67	2/27/24
vs. (16) Kansas	W, 72-52	3/13/24
vs. (14) Baylor	L, 56-68	3/14/24
vs. (22) Dayton	W, 66-59	12/20/24
<b>(11) Kansas</b>	<b>L, 40-54</b>	<b>1/11/25</b>

Overall: 146-230  
Top-10 Opponents: 47-123  
Vs. Ranked Teams in Fifth Third Arena: 34-35

BIG 12 CONFERENCE

2024-25 PRESEASON STANDINGS			CINCINNATI IN THE BIG 12 2024-25 STATISTICS		
1.	Kansas (9)	215	<b>TEAM</b>		
2.	Houston (5)	211	<b>CATEGORY</b>	<b>STAT</b>	<b>B12 NCAA</b>
3.	Iowa State (1)	194	Scoring Offense	71.6	13
4.	Baylor	185	Scoring Defense	64.0	3 19
5.	Arizona (1)	179	Scoring Margin	7.6	8 78
6.	<b>Cincinnati</b>	<b>140</b>	Bench Points	22.8	6
7.	Texas Tech	135	Free-Throw Pct.	65.5	14
8.	Kansas State	133	Field Goal Pct.	45.5	10
9.	BYU	116	FG Pct. Defense	41.5	7 73
10.	TCU	90	3-FG Pct.	32.4	15
11.	UCF	83	3-FG Pct. Defense	31.2	6 73
12.	Arizona State	64	Offensive Rebounds	11.4	9
13.	West Virginia	62	Defensive Rebounds	23.7	13
14.	Oklahoma State	46	Rebound Margin	2.3	10
15.	Colorado	37	Blocked Shots	4.6	4 45
16.	Utah	30	Assists	14.3	11
<b>Preseason All-Conference First Team</b>			Steals	7.4	11
Caleb Love, Arizona			Turnover Margin	2.8	3 42
LJ Cryer, Houston			Assist/TO Ratio	1.42	5 48
J'Wan Roberts, Houston			Turnovers Per Game	10.0	2 28
Tamin Lipsey, Iowa State			3-FG Made	7.3	10
Hunter Dickinson, Kansas			<i>* NCAA rankings list if in Top 100 only</i>		
<b>Preseason All-Conference Second Team</b>			<b>INDIVIDUAL</b>		
Norchad Omier, Baylor			<b>PLAYER/CATEGORY</b>	<b>STAT</b>	<b>B12 NCAA</b>
Jeremy Roach, Baylor			Aziz Bandaogo/Blocks PG	1.39	10
Keshon Gilbert, Iowa State			Jizzle James/A:TO Ratio	2.41	4 59
Dajuan Harris Jr., Kansas			Simas Lukosius/3-PT Attempts	186	8
Coleman Hawkins, Kansas State					

THE LAST TIME...

**TEAM**  
**100 POINTS**  
**By UC**  
109 vs. Arkansas-Pine Bluff, 11/4/24  
**By Opponent**  
101 by Tulane, 2/7/23

**90 POINTS**  
**By UC**  
93, at UCF, 2/5/25  
**By Opponent**  
101 by Tulane, 2/7/23

**30-PLUS POINT WIN**  
**By UC**  
55 (109-54) vs. Arkansas-Pine Bluff, 11/4/24  
**By Opponent**  
38 (90-52) at Houston, 2/21/21

**60 PERCENT SHOOTING**  
**By UC**  
.600 vs. Morehead State, 11/8/24  
**By Opponent**  
.623 by Arizona, 11/21/22

**50 PERCENT SHOOTING**  
**By UC**  
.586 vs. BYU, 2/8/25  
**By Opponent**  
.571 by BYU, 1/25/25

**20 ASSISTS**  
**By UC**  
27 vs. Arkansas-Pine Bluff, 11/4/24  
**By Opponent**  
20 by San Francisco, 3/20/24

**10 STEALS**  
**By UC**  
12 at Utah, 1/28/25  
**By Opponent**  
12 by West Virginia, 2/2/25

**10 BLOCKS**  
**By UC**  
14 vs. Nicholls, 11/15/24  
**By Opponent**  
10 by Georgia Tech, 11/22/23

**50 REBOUNDS**  
**By UC**  
57 vs. Bryant, 12/12/23  
**By Opponent**  
50 by Temple, 1/25/22

**CINCINNATI PLAYED A RANKED OPPONENT**  
L, 40-54 vs. No. 11 Kansas, 1/11/25  
**UC Win**  
W, 72-52 vs. No. 16 Kansas, 3/13/24

**OVERTIME GAME**  
W, 73-72 vs. San Francisco, 3/20/24  
**UC Win**  
73-72 vs. San Francisco, 3/20/24

**DOUBLE OVERTIME GAME**  
89-87 (2OT) vs. UCF, 2/19/20  
**UC Win**  
72-70 (2OT) vs. Georgetown, 3/8/12

**TRIPLE OVERTIME GAME**  
104-97 (4OT) vs. UConn, 3/11/16  
**UC Win**  
75-73 (7OT\*) vs. Bradley, 12/21/81  
\* - NCAA record.

**INDIVIDUAL**  
**40-POINT GAME**  
**By UC**  
41, Steve Logan vs. Southern Miss, 2/15/02  
**By Opponent**  
40, Trevon Bluiett, Xavier, 1/26/17

**30-POINT GAME**  
**By UC**  
31, Simas Lukosius vs. West Virginia, 3/12/24  
**By Opponent**  
31, Eric Dixon, Villanova, 12/3/24

**20 REBOUNDS BY A PLAYER**  
**By UC**  
21 by Trevon Scott vs. UCF, 2/19/20  
**By Opponent**  
four times

**15 REBOUNDS BY A PLAYER**  
**By UC**  
17 by Aziz Bandaogo vs. Bryant, 12/12/23  
**By Opponent**  
15 by Bryant Selebangue, Tulsa, 2/1/23

**TWO PLAYERS WITH 20 OR MORE POINTS IN SAME GAME**  
**By UC**  
Simas Lukosius (26), Jizzle James (21) at Indiana State, 3/26/24  
**By Opponent**  
Keyshawn Hall (23), Darius Johnson (21), UCF, 2/5/25

**TWO PLAYERS WITH 10 OR MORE REBOUNDS IN SAME GAME**  
**By UC**  
Aziz Bandaogo (17), Viktor Lakhin (12) vs. Bryant, 12/12/23  
**By Opponent**  
Ben Moore (11), Sterling Brown (11), SMU, 1/12/17

**THREE PLAYERS WITH 10 OR MORE REBOUNDS IN SAME GAME**  
**By UC**  
Landers Nolley II (12), Ody Oguama (10), Viktor Lakhin (10) at SMU, 1/14/23

**10 ASSISTS BY A PLAYER**  
**By UC**  
10, by Jizzle James vs. UAPB, 11/4/24  
**By Opponent**  
11, Jamal Shead, Houston, 2/27/24

**FIVE STEALS BY A PLAYER**  
**By UC**  
5, Day Day Thomas vs. West Virginia, 3/9/24  
**By Opponent**  
6, Tony Johnson Jr., vs. UCF, 2/19/20

**FIVE BLOCKED SHOTS BY A PLAYER**  
**By UC**  
5, Arrinten Page vs. Nicholls, 11/15/24  
**By Opponent**  
5, Jayden Quaintance, Arizona State, 1/18/25

**DOUBLE-DOUBLE BY A UC PLAYER**  
Dillon Mitchell (15 pts, 11 rebs) at Kansas State, 12/30/24

**DOUBLE-DOUBLES BY TWO UC PLAYERS**  
Dan Skillings Jr. (17 pts, 11 rebs), Jizzle James (12 pts, 10 asts) vs. Arkansas-Pine Bluff, 11/4/24

**DOUBLE-DOUBLES BY THREE UC PLAYERS**  
Troy Caupain (37 pts, 10 rebs), Octavius Ellis (13 pts, 10 rebs) & Gary Clark (12 pts, 12 rebs) vs. UConn, 3/11/16

**TRIPLE-DOUBLE BY A UC PLAYER**  
Eric Hicks (22 pts., 12 rebs., 10 blks.) vs. Marquette, 1/7/06

**UC PLAYER LED TEAM IN POINTS, REBOUNDS & ASSISTS**  
Jeremiah Davenport (19 points, 10 rebounds, 3 assists) vs. Tulane, 1/1/22

**A PLAYER WON A GAME IN THE FINAL SECONDS**  
**By UC**  
Simas Lukosius' wing 3-pointer with 3 seconds left vs. San Francisco, 3/20/24  
**By Opponent**  
Max Abmas' short jumper with 8 seconds left, #25 Texas, 1/9/24

**FOUR PLAYERS SCORED IN DOUBLE FIGURES**  
Day Day Thomas (20), Dillon Mitchell (19), Aziz Bandaogo (16), Jizzle James (15) at UCF, 2/5/25

**FIVE PLAYERS SCORED IN DOUBLE FIGURES**  
Dillon Mitchell (14), Simas Lukosius (14), Jizzle James (14), Arrinten Page (13), Aziz Bandaogo (12) vs. Morehead State, 11/8/24

**SIX PLAYERS SCORED IN DOUBLE FIGURES**  
Simas Lukosius (20), Dan Skillings Jr. (17), Connor Hickman (13), Jizzle James (12), Aziz Bandaogo (11), Dillon Mitchell (10) vs. Arkansas-Pine Bluff, 11/4/24

**SEVEN PLAYERS SCORED IN DOUBLE FIGURES**  
Kevin Johnson (18), Jacob Evans (17), Justin Jenifer (13), Kyle Washington (12), Jarron Cumberland (11), Troy Caupain (10), Tre Scott (10) vs. Fairleigh Dickinson, 12/17/16

**EIGHT PLAYERS SCORED IN DOUBLE FIGURES**  
Farad Cobb (15), Shaq Thomas (14), Kevin Johnson (14), Coreontae DeBerry (12), Justin Jenifer (11), Quadri Moore (10), Jacob Evans (10), Octavius Ellis (10) vs. Robert Morris, 11/15/15

OVERTIME RECORDS

UC'S OVERALL RECORD	66-60
1 OT Games	57-48
2 OT Games	8-9
3 OT Games	0-1
4 OT Games	0-2
7 OT Games	1-0

RECORDS IN OVERTIME GAMES		
Home	34-18	.654
Schmidlapp Gym	3-4	.429
Schmidt Fieldhouse	0-1	.000
Music Hall	0-1	.000
Armory Fieldhouse	5-4	.556
Cincinnati Gardens	3-2	.600
U.S. Bank Arena	3-1	.750
Fifth Third Arena	19-5	.792
Away	20-33	.377
Neutral	12-9	.571

**Current Streak:** Won 1  
**Longest Winning Streak:** 5 (Tay Baker - 1966-67)  
**Longest Losing Streak:** 4 (Bob Ruess, 1943 - John Weithe, 1950)

- Per ESPN Stats and Info, Cincinnati's win over No. 19 TCU extended its ranked overtime win streak to 12, the longest streak in AP poll history by a wide margin. It began with a 2OT victory over No. 22 Marquette on Feb. 13, 1994.
- Cincinnati's seven overtime games in 2019-20 were a school record (previous record was six during the 1966-67 season), AAC record and are one shy of the NCAA record of eight overtime games set by Western Kentucky (1978), Portland (1984) and Valparaiso (1993).
- Cincinnati's four consecutive overtime games from Feb. 9, 2020 through Feb. 19, 2020 tied the NCAA record set by Jacksonville (1982), Illinois State (1985) and Dayton (1988).
- On Dec. 21, 1981 UC & Bradley played an NCAA-record 7OT game (UC won, 75-73)
- Cincinnati has been involved in two of the five NCAA tournament championship games to go into overtime. The Bearcats defeated Ohio State, 70-65, in 1961, but lost to Loyola (Ill.), 60-58, in 1963.
- In 1966-67, Cincinnati played six overtime games, winning five. The Bearcats were 5-0 at home in overtime games that season, an NCAA record.

UC COACHES IN OVERTIME GAMES			
COACH (YEARS)	NO.	RECORD	PCT.
Mick Cronin (2006-2019)	27	15-12	.556
Bob Huggins (1989-2005)	25	14-11	.560
Tay Baker (1965-72)	9	7-2	.778
Ed Jucker (1960-65)	9	4-5	.444
Ed Badger (1978-83)	8	3-5	.375
John Brannen (2019-21)	7	4-3	.571
Tony Yates (1983-89)	7	2-5	.286
Wes Miller (2021-present)	6	4-2	.667
John Wiethe (1946-52)	5	1-4	.200
George Smith (1952-60)	4	3-1	.750
Gale Catlett (1972-78)	4	2-2	.500
Frank Rice (1928-32)	4	1-3	.250
Boyd Chambers (1918-28)	3	3-0	1.000
Clark Ballard (1939-42)	2	2-0	1.000
Andy Kennedy (2005-06)	2	1-1	.250
Tay Brown (1933-37)	2	0-2	.000
John Halliday (1932-33)	1	0-1	.000
Bob Ruess (1942-44)	1	0-1	.000



SPECIALTY STATISTICS

OPPONENT	RESULT	OFF TO	PAINT	2ND CHANCE	FASTBREAK	BENCH
Arkansas-Pine Bluff	W, 109-54	24/7	56/28	26/7	19/2	39/31
Morehead State	W, 83-56	15/2	48/26	9/6	4/0	27/16
Nicholls	W, 86-49	14/10	34/30	15/8	10/11	28/15
at Northern Kentucky	W, 76-60	20/6	36/26	8/15	12/9	17/16
at Georgia Tech	W, 81-58	16/12	44/28	6/12	16/7	19/26
Alabama State	W, 77-59	8/12	40/18	19/5	8/9	28/21
at Villanova	L, 60-68	12/9	24/16	12/5	4/0	14/8
Howard	W, 84-67	16/24	30/52	9/11	6/16	12/26
Xavier	W, 68-65	13/13	34/30	10/11	7/9	19/9
vs. (22) Dayton	W, 66-59	15/9	24/24	18/11	9/7	12/13
Grambling	W, 84-49	25/6	40/26	19/8	13/6	35/30
at Kansas State*	L, 67-70	8/15	36/30	10/8	9/11	10/9
Arizona*	L, 67-72	13/8	36/32	14/9	10/3	15/31
at Baylor*	L, 48-68	7/13	16/40	15/11	4/11	9/7
(II) Kansas*	L, 40-54	6/16	24/32	10/4	4/9	16/10
at Colorado*	W, 68-62	18/11	26/38	2/11	16/9	22/24
Arizona State*	W, 67-60	17/6	32/32	9/17	25/2	17/4
Texas Tech*	L, 71-81	6/9	40/26	5/10	7/5	20/32
at BYU*	L, 52-80	19/8	28/22	11/7	10/3	18/29
at Utah*	L, 66-69	21/10	22/36	8/9	11/2	20/21
West Virginia*	L, 50-63	13/20	22/30	10/6	9/4	24/21
at UCF*	W, 93-83	18/13	56/46	13/16	14/15	16/12
BYU*	W, 84-66	24/12	30/28	16/0	4/9	25/28

SCORING FORMAT: CINCINNATI/OPPONENT

BEARCATS UNDER WES MILLER

	24-25	23-24	22-23	21-22	TOTAL
Overall	14-9	22-15	23-13	18-15	77-52
Home games	9-4	16-5	16-3	12-6	53-18
Away games	4-5	4-8	5-7	4-7	17-27
Neutral site games	1-0	2-2	2-3	2-2	7-7
Conference games	4-8	7-11	11-7	7-11	29-37
vs. Top 25 teams	1-1	4-8	0-4	1-4	6-17
Overtime games		3-1	1-1	0-0	4-2
Lead at halftime	12-1	16-5	21-4	16-6	65-16
Trail at halftime	2-8	6-7	2-9	2-9	12-33
Tied at halftime		0-3	0-0	0-0	0-3
Lead with 10:00 left	13-1	18-4	23-2	15-4	69-11
Trail with 10:00 left	1-8	4-9	0-11	2-11	7-39
Tied with 10:00 left		0-1	0-0	1-0	1-1
Lead with 5:00 left	13-0	20-3	23-2	16-3	72-8
Trail with 5:00 left	1-9	1-11	0-10	1-12	3-42
Tied with 5:00 left		1-0	0-1	1-0	2-1
Lead with 2:00 left	14-0	21-2	22-2	18-3	75-7
Trail with 2:00 left	0-9	1-10	0-11	0-12	1-42
Tied with 2:00 left		0-2	1-0	0-0	1-2
Shoot better FG%	11-2	17-5	22-3	14-2	64-12
Shoot worse FG%	2-6	5-10	1-10	4-13	12-39
Shoot 50%-plus	8-1	5-2	9-0	1-0	23-3
Shoot below 50%	6-7	17-13	13-13	17-5	53-38
Opponent shoots 50%-plus	0-3	2-2	0-6	0-4	2-15
Opponent shoots below 50%	14-6	20-12	21-7	18-10	73-35
Opponent shoots below 40%	9-1	10-3	11-0	12-5	42-9
Make 7 or fewer 3FGs	4-6	10-12	7-8	8-9	29-35
Make 8 or more 3FGs	10-3	12-3	16-5	10-6	48-17
Shoot more FTs than opponent	8-4	16-5	10-2	10-5	44-16
Opponent shoots more FTs	5-5	4-11	12-10	7-10	28-36
Outrebounds opponent	8-4	19-10	20-2	13-3	60-19
Opponent outrebounds UC	5-5	2-4	3-11	4-13	14-33
Same number of rebounds	1-0	1-1	0-0	1-0	3-1
Fewer turnovers than opponent	11-4	12-4	15-8	13-9	51-25
More turnovers than opponent	2-4	7-11	8-5	4-4	21-24
Commits same as opponent	1-1	2-0	0-0	1-2	4-3
Commits 12 or fewer turnovers	13-6	15-6	17-9	16-13	61-34
Outscores opponent bench	10-5	18-11	15-4	12-7	55-27
1-3 point games	1-2	4-3	2-2	2-3	9-10
4-5 point games	0-1	3-7	1-1	2-2	6-11
6-10 point games	4-2	1-2	3-6	3-5	11-15
11-19 point games	4-2	7-3	9-2	5-3	25-10
20-plus point games	5-2	7-0	8-2	6-2	26-6
Scores 59 or fewer points	0-4	0-5	1-5	1-6	2-20
Scores 60-69 points	4-4	3-5	1-4	3-4	11-17
Scores 70-79 points	2-1	8-4	7-3	11-4	28-12
Scores 80 or more points	8-0	11-1	14-2	3-1	36-4
Holds opponent to 49 or fewer	2-0	1-0	0-0	2-0	5-0
Holds opponent to 50-59 points	5-1	8-0	7-0	8-1	28-3
Holds opponent to 60-69 points	6-4	4-7	6-1	5-4	21-16
Opponent scores 70-79 points	0-2	7-4	6-7	2-5	15-18
Opponent scores 80-plus points	1-2	2-4	1-4	0-5	4-15
November	6-0	6-0	5-3	5-2	22-5
December	4-2	5-2	5-1	5-1	19-6
January	2-6	3-5	4-4	5-3	14-18
February	2-1	2-5	5-3	2-6	11-15
March		6-3	4-2	1-3	11-8
Monday	1-1	1-1	1-1	1-0	4-3
Tuesday	1-4	5-5	0-2	4-4	10-15
Wednesday	3-0	3-2	9-3	3-1	18-6
Thursday		0-1	3-0	4-1	7-2
Friday	3-0	3-0	1-0	0-1	7-1
Saturday	4-3	7-6	5-2	2-5	18-16
Sunday	2-1	3-0	4-5	3-2	12-8
After a win	10-3	12-10	13-10	9-9	44-32
After a loss	3-6	9-5	9-3	7-6	28-20

## 2024-25 BOX SCORES

## Cincinnati 109, Arkansas-Pine Bluff 54



Official Basketball Box Score - Final  
Ark-Pine Bluff at Cincinnati  
11/04/24 Fifth Third Arena, Cincinnati  
Cincinnati vs. Arkansas-Pine Bluff

Game Time: 7:00 PM  
Game Duration: 2:03  
Attendance: 10,290

Officials: Gary Maxwell, John Hampton, James Ford

Ark-Pine Bluff - 54

Record: 0-1

NO.	Name	Min	FG	3P	FT	Rebounds	Fouls	TP	AS	TO	ST	Blocks	BS	BA	+/-
22	Robert Lewis	F 24:27	2-5	1-3	0-0	1 4 5	3 1	5	1	1	1	1	0	0	-31
24	Kyle Brown	F 17:21	2-6	1-1	0-0	0 2 2	0 0	5	1	1	0	0	1	1	-20
33	Quentin Bolton Jr.	F 09:44	3-4	0-0	0-0	1 0 1	5 0	6	0	0	0	0	1	1	1
1	Christian Moore	G 25:20	3-16	1-4	0-0	0 1 1	1 0	7	3	3	3	0	2	-42	
2	Zach Reinhart	G 25:42	0-5	0-4	0-0	0 7 7	2 0	0	0	2	0	0	1	-29	
4	Dante Sawyer	26:12	4-7	0-1	3-4	3 0 3	0 3	11	0	1	0	1	1	-36	
9	Klemen Vuga	15:15	1-4	1-2	1-2	0 1 1	2 1	4	0	2	0	0	1	-25	
13	Raphael Dumon	12:21	0-1	0-1	3-6	0 1 1	0 4	3	1	0	0	0	0	-27	
55	Caleb Robinson	19:49	3-7	1-2	2-2	1 0 1	3 1	9	1	4	0	0	0	-19	
8	Chop Pajlor	12:02	0-1	0-0	1 0 1	0 0	0 0	0	0	0	0	0	0	-19	
15	Dennis Asoro	12:15	2-3	0-0	0-0	0 0 0	4 2	4	0	2	1	0	0	-24	
Team						1 1 2				0	1				
Totals			20:59	5:19	9:14	8 17 25	20 12	54	7	17	5	2	7	-55	

Technical Fouls: NONE

Shooting By Period		
1 <sup>st</sup> FG%	12.32	37.5%
3PT%	4.10	40.0%
FT%	4.6	66.7%
2 <sup>nd</sup> FG%	8.27	29.6%
3PT%	1.9	11.1%
FT%	5.8	62.5%
GM FG%	20.59	33.9%
3PT%	5.19	26.3%
FT%	9.14	64.3%

Dead Ball Rebounds: 5, 0

Cincinnati - 109

Record: 1-0

NO.	Name	Min	FG	3P	FT	Rebounds	Fouls	TP	AS	TO	ST	Blocks	BS	BA	+/-
23	Dillon Mitchell	F 23:53	5-11	0-2	0-2	1 7 8	2 3	10	1	2	1	1	0	0	37
41	Simas Lukosius	F 22:03	8-10	3-5	1-2	0 2 2	3 2	20	4	0	1	0	1	0	31
55	Aziz Bandoago	C 23:56	5-5	0-0	1-4	4 4 8	0 3	11	1	1	1	4	0	31	
0	Dan Skillings Jr.	G 22:38	6-11	1-3	4-4	5 6 11	0 4	17	4	2	1	1	0	21	
2	Jizzle James	G 26:20	5-12	1-3	1-3	2 5 7	0 2	12	10	1	1	0	0	35	
8	Connor Hickman	22:41	5-6	3-4	0-0	1 2 2	4 0	13	2	1	2	0	0	37	
22	Arrinten Page	12:55	3-6	0-0	3-5	2 0 2	3 3	9	2	1	1	0	1	19	
5	CJ Fredrick	14:53	1-2	1-1	0-0	0 1 1	0 0	3	1	0	0	0	0	16	
14	Tyler Betsey	14:06	2-4	2-3	0-0	0 4 4	1 1	6	1	1	1	1	0	22	
10	Josh Reed	07:26	0-0	0-0	0-0	0 0 0	0 0	0	1	0	1	0	0	3	
3	Rayvon Griffith	07:39	2-5	1-3	3-3	0 0 0	1 2	8	0	0	0	0	0	15	
65	Halvine Dzallat	01:30	0-0	0-0	0-0	0 0 0	0 0	0	0	0	0	0	0	0	
Team						1 0 1				0	0				
Totals			42:72	12:24	13:23	17 31 48	12 20	109	27	9	10	7	2	55	

Technical Fouls: NONE

APB		CIN		Points from Turnovers		APB		CIN		Period by Period Scoring	
Biggest lead	2 (1 <sup>st</sup> 19:07)	55 (2 <sup>nd</sup> 2:24)		Turnovers	7	24		1st	2nd	TOT	
Best Scoring Run	7 (1 <sup>st</sup> 5:17)	10 (1 <sup>st</sup> 13:06)		Paint	28	56		APB	32	22	54
Lead Changes	7			Second Chance	7	26		CIN	55	54	109
Times Tied	2			Fast Breaks	2	19					
Time with Lead	02:02	36:13		Bench	31	39					

## Cincinnati 86, Nicholls 49



Official Basketball Box Score - Final  
Nicholls at Cincinnati  
11/15/24 Fifth Third Arena, Cincinnati  
Cincinnati vs. Nicholls

Game Time: 7:00 PM  
Game Duration: 1:57  
Attendance: 10,485

Officials: Michael Roberts, Chance Moore, Tommy Johnson

Nicholls - 49

Record: 2-3

NO.	Name	Min	FG	3P	FT	Rebounds	Fouls	TP	AS	TO	ST	Blocks	BS	BA	+/-
15	Jamal West Jr.	F 30:26	5-14	0-1	2-4	3 3 6	2 2	12	1	0	1	3	6	-33	
2	Rob Brown III	G 22:17	3-9	3-6	0-0	2 0 2	1 1	9	2	1	0	0	2	-30	
7	Caleb Robinson	G 19:49	2-4	0-1	0-0	1 2 3	0 0	4	0	0	2	1	1	-16	
10	Ike Comish	G 15:55	1-6	1-5	0-0	1 1 2	2 0	3	1	1	1	0	1	-16	
13	Byron Ireland	G 27:11	3-12	0-1	0-0	1 1 2	0 0	6	2	3	0	0	2	-31	
0	Mekhi Collins	21:10	1-1	0-0	1-2	2 3 5	4 2	3	0	1	1	0	0	-18	
1	Trae English	23:40	4-13	0-1	0-1	1 1 2	1 1	8	4	2	1	0	2	-14	
9	Michael Gray Jr.	06:39	0-1	0-0	0-0	0 0 0	0 0	0	0	0	0	0	0	-4	
5	Sincere Malone	24:38	2-5	0-0	0-0	3 2 5	1 0	4	1	1	2	0	0	-13	
3	Jaylen Searies	08:15	0-4	0-2	0-0	1 0 1	0 0	0	0	1	0	0	0	-10	
Team						2 2 4				0	1				
Totals			21:69	4:18	3:7	17 15 32	13 6	49	11	11	8	4	14	-37	

Technical Fouls: NONE

NIC		CIN		Points from Turnovers		NIC		CIN		Period by Period Scoring	
Biggest lead	0 (1 <sup>st</sup> 20:00)	39 (2 <sup>nd</sup> 1:44)		Turnovers	10	14		1st	2nd	TOT	
Best Scoring Run	4 (1 <sup>st</sup> 12:38)	20 (2 <sup>nd</sup> 16:55)		Paint	30	34		NIC	22	27	49
Lead Changes	0			Second Chance	8	15		CIN	42	44	86
Times Tied	0			Fast Breaks	11	10					
Time with Lead	00:00	38:06		Bench	15	28					

Technical Fouls: NONE

## Cincinnati 83, Morehead State 56



Official Basketball Box Score - Final  
Morehead St. at Cincinnati  
11/06/24 Fifth Third Arena, Cincinnati  
Cincinnati vs. Morehead State

Game Time: 7:00 PM  
Game Duration: 1:56  
Attendance: 10,604

Officials: Antnio Petty, Tyler Kumpf, James Duke

Morehead St. - 56

Record: 1-2

NO.	Name	Min	FG	3P	FT	Rebounds	Fouls	TP	AS	TO	ST	Blocks	BS	BA	+/-
13	Kenny White Jr.	F 28:11	3-11	1-1	3-4	3 2 5	1 3	10	2	0	0	0	0	-18	
23	Dionte Miles	F 23:33	4-9	0-1	1-2	1 3 4	4 2	9	1	4	0	1	1	-25	
0	Jalen Breazeale	G 27:08	3-7	1-2	2-2	0 1 1	0 1	9	1	2	0	0	1	-15	
3	Kade Rueggsegger	G 33:48	2-10	2-5	0-0	0 1 1	0 0	6	0	0	0	0	2	-19	
5	Tyler Brelsford	G 30:25	1-4	0-3	4-4	1 3 4	1 3	6	5	1	0	0	0	-30	
11	Trent Scott	18:46	1-4	0-1	1-2	0 7 7	2 2	3	2	1	1	0	0	-10	
8	Anouar Mellouk	15:37	2-4	0-0	0-0	0 1 1	1 0	4	0	0	0	0	0	-16	
12	George Marshall	15:47	3-6	0-1	1-2	0 1 1	1 1	7	0	0	0	0	1	-5	
14	Jaden Webb	06:45	1-1	0-0	0-2	1 0 1	2 2	2	0	0	0	1	0	3	
Team						5 0 5				0	2				
Totals			20:56	4:14	12:18	11 19 30	12 14	56	11	10	1	2	5	-27	

Technical Fouls: NONE

Cincinnati - 83

Record: 2-0

NO.	Name	Min	FG	3P	FT	Rebounds	Fouls	TP	AS	TO	ST	Blocks	BS	BA	+/-
23	Dillon Mitchell	F 23:13	7-7	0-0	0-2	2 7 9	1 1	14	3	0	1	0	0	37	
41	Simas Lukosius	F 25:50	6-7	2-2	0-0	0 2 2	1 0	14	6	0	1	0	0	29	
55	Aziz Bandoago	C 21:30	5-6	0-0	2-2	0 5 5	1 1	12	0	0	0	3	0	32	
2	Jizzle James	G 25:22	6-10	2-3	0-0	0 1 1	0 2	14	2	1	0	0	0	26	
8	Connor Hickman	G 25:42	1-5	0-3	0-1	0 2 2	3 0	2	1	1	0	1	0	11	
5	CJ Fredrick	21:08	1-3	1-3	2-2	0 0 0	0 0	1	5	1	0	1	0	-6	
14	Tyler Betsey	18:27	3-7	1-2	0-0	1 2 3	1 1	7	2	0	0	0	1	-5	
22	Arrinten Page	17:17	3-4	0-0	7-8	2 3 5	3 5	13	0	1	0	0	0	4	
10	Josh Reed	12:15	1-4	0-1	0-0	0 2 2	1 0	2	3	0	0	1	1	0	
3	Rayvon Griffith	08:41	0-2	0-2	0-0	0 0 0	0 3	1	0	1	0	0	0	10	
65	Halvine Dzallat	01:13	0-0	0-0	0-0	0 0 0	0 0	0	0	0	0	0	0	-3	
Team						0 1 1				0	0				
Totals			33:55	6:16	11:15	5 25 30	14 12	83	18	4	3	5	2	27	

Technical Fouls: NONE

	MSU	CIN	Points from Turnovers	MSU	CIN	Period by Period Scoring			
Biggest lead	1 (1 <sup>st</sup> 18:38)	34 (2 <sup>nd</sup> 3:45)		2	15	MSU	1st	2nd	TOT
Best Scoring Run	6 (2 <sup>nd</sup> 2:12)	12 (1 <sup>st</sup> 4:44)	Paint	26	48		CIN	37	46
Lead Changes	2		Second Chance	6	9				
Times Tied	0		Fast Breaks	0	4				
Time with Lead	00:15	39:34	Bench	16	27				

## 2024-25 BOX SCORES

## Cincinnati 81, Georgia Tech 58



Official Basketball Box Score - Final  
Cincinnati at Georgia Tech  
11/23/24 McCamish Pavilion, Atlanta  
2024-25 Men's Basketball

Game Time: 2:00 PM  
Game Duration: 2:01  
Attendance: 4,970

Officials: Ron Groover, Bert Smith, James Breeding

Cincinnati - 81

Record: 5-0

NO. Name	Min	FG M-A	3P M-A	FT M-A	Rebounds OR DR TOT	Fouls PF FD	TP	AS	TO	ST	Blocks BS BA	+/-
23 Dillon Mitchell	F 30:22	6-10	1-2	1-4	2 9 11	1 3	14	1	0	1	1 0	23
41 Simas Lukosius	F 30:12	4-11	2-5	2-2	1 1 2	0 2	12	1	2	0	0 1	14
55 Aziz Bandaogo	C 28:40	2-4	0-0	4-4	2 4 6	2 6	8	1	2	1	2 0	17
2 Jizzle James	G 28:51	7-13	0-5	0-0	1 1 2	3 1	14	7	1	2	1 0	23
8 Connor Hickman	G 25:26	6-8	2-3	0-0	0 5 5	1 0	14	3	1	0	0 0	8
14 Tyler Betsley	G 17:18	2-5	2-2	0-0	2 3 5	3 0	6	1	1	0	1 0	11
22 Arrinton Page	G 07:03	2-3	0-0	0-0	0 0 0	5 0	4	0	1	0	0 0	2
1 Day Day Thomas	15:36	2-3	2-3	0-0	0 1 1	3 1	6	2	2	0	0 0	11
10 Josh Reed	13:45	0-3	0-2	1-2	1 0 1	1 1	1	0	0	0	0 0	8
3 Rayvon Griffith	01:54	1-2	0-0	0-0	1 1 1	0 0	2	0	0	0	0 0	1
65 Halvine Dzellat	00:53	0-0	0-0	0-0	0 0 0	1 0	0	0	0	0	0 0	-3
Team					0 2 2		0	2				
Totals		32-62	9-22	8-12	9 27 36	20 14	81	16	12	4	5 1	23

Technical Fouls: NONE

Shooting By Period	1st FG%	2nd FG%	3rd FG%	4th FG%	FT%
1st FG%	18-30 60.0%				
3PT%	4-8 50.0%				
FT%	5-6 83.3%				
2nd FG%	14-32 43.8%				
3PT%	5-14 35.7%				
FT%	3-6 50%				
GM FG%	32-62 51.6%				
3PT%	9-22 40.9%				
FT%	8-12 66.7%				

Dead Ball Rebounds: 4, 1

Georgia Tech - 58

Record: 2-3

NO. Name	Min	FG M-A	3P M-A	FT M-A	Rebounds OR DR TOT	Fouls PF FD	TP	AS	TO	ST	Blocks BS BA	+/-
11 Baye Ndongo	F 24:03	2-4	0-0	1-4	1 5 6	3 4	5	1	3	0	0 1	-18
45 Doryan Onwuchekwa	C 20:34	3-7	0-2	0-0	2 2 4	5 0	6	1	0	1	0 0	-2
1 Nathanael George	G 27:14	5-9	3-6	0-0	0 0 0	1 1	13	1	2	0	0 0	-27
2 Javian McCollum	G 14:03	2-5	1-2	0-0	0 2 2	0 1	5	2	0	0	0 0	-8
14 Kowacki Reeves Jr.	G 21:08	1-6	1-4	0-1	0 1 1	2 1	3	0	1	1	0 0	-11
0 Lance Terry	29:06	2-11	0-4	3-4	1 0 1	0 3	7	0	2	2	0 0	-14
3 Jaden Mustaf	14:13	0-5	0-0	2-2	1 0 1	0 3	2	3	1	0	0 3	-9
9 Luke O'Brien	22:43	2-5	0-1	0-0	2 3 5	2 1	4	0	0	0	1 0	-16
31 Duncan Powell	22:39	3-6	0-1	4-5	1 2 3	1 4	10	0	0	1	0 0	-6
0 Ibrahim Square	03:24	1-1	0-0	1-4	1 0 1	0 2	3	0	0	0	0 0	-3
35 Emmer Nichols	00:53	0-0	0-0	0-0	0 0 0	0 0	0	0	0	0	0 0	3
Team					3 2 5		0	1				
Totals		21-59	5-20	11-20	12 17 29	14 24	58	8	12	5	1 5	-23

Technical Fouls: NONE

	Cinci	GaTech	Points from Turnovers	Cinci	GaTech	Period by Period Scoring	1st	2nd	TOT
Biggest lead	26 (2 <sup>nd</sup> 0:57)	2 (1 <sup>st</sup> 18:56)		16	12				
Best Scoring Run	10 (1 <sup>st</sup> 16:06)	4 (1 <sup>st</sup> 3:17)	Paint	44	28				
Lead Changes	1		Second Chance	6	12	Cinci	45	36	81
Times Tied	1		Fast Breaks	16	7	GaTech	29	29	58
Time with Lead	38:15	00:25	Bench	19	26				

## Villanova 68, Cincinnati 60



Official Basketball Box Score - Final  
Cincinnati at Villanova  
12/03/24 Finneran Pavilion, Villanova  
2024-25 Men's Basketball

Game Time: 6:30 PM  
Game Duration: 2:00  
Attendance: 6,501

Officials: Marcus Pettigrew, Ray Nall, Brent Hampton

Cincinnati - 60

Record: 6-1

NO. Name	Min	FG M-A	3P M-A	FT M-A	Rebounds OR DR TOT	Fouls PF FD	TP	AS	TO	ST	Blocks BS BA	+/-
23 Dillon Mitchell	F 26:41	4-6	1-1	0-0	1 3 4	3 0	9	1	1	2	0 1	-1
41 Simas Lukosius	F 32:50	4-14	3-9	2-2	2 3 5	1 1	13	1	1	1	0 2	-1
55 Aziz Bandaogo	C 21:24	1-4	0-0	1-2	2 3 5	1 4	3	0	0	1	0 1	-5
2 Jizzle James	G 33:01	8-18	2-6	1-2	1 3 4	0 2	19	5	1	0	0 2	-2
8 Connor Hickman	G 22:44	1-4	0-2	0-0	0 1 1	1 1	2	1	1	0	0 0	-8
1 Day Day Thomas	22:07	3-8	1-4	1-2	1 2 3	3 1	8	2	0	1	0 0	-3
10 Josh Reed	15:58	2-3	1-2	1-2	1 0 3	2 3	6	0	0	0	0 0	-5
14 Tyler Betsley	09:36	0-1	0-1	0-0	0 0 0	1 0	0	0	0	0	0 0	-11
22 Arrinton Page	15:39	0-2	0-1	0-1	1 1 2	3 2	0	0	0	1	0 0	-4
Team					3 3 6		0	2				
Totals		23-60	8-26	6-11	13 20 33	15 14	60	10	6	6	0 6	-8

Technical Fouls: NONE

Shooting By Period	1st FG%	2nd FG%	3rd FG%	4th FG%	FT%
1st FG%	13-31 41.9%				
3PT%	2-9 22.2%				
FT%	0-0 0%				
2nd FG%	10-29 34.5%				
3PT%	6-17 35.3%				
FT%	6-11 54.5%				
GM FG%	23-60 38.3%				
3PT%	8-26 30.8%				
FT%	6-11 54.5%				

Dead Ball Rebounds: 3, 0

Villanova - 68

Record: 5-4

NO. Name	Min	FG M-A	3P M-A	FT M-A	Rebounds OR DR TOT	Fouls PF FD	TP	AS	TO	ST	Blocks BS BA	+/-
13 Enoch Boskye	F 27:57	1-1	0-0	0-0	0 3 3	4 1	2	1	2	0	4 0	2
43 Eric Dixon	F 33:02	11-23	3-7	6-9	2 5 7	1 7	31	0	2	0	0 0	5
2 Jhamir Brickus	G 32:33	4-8	3-5	2-2	0 0 0	2 2	13	0	0	0	0 0	13
5 Wooga Poplar	G 33:53	3-4	0-0	6-6	1 9 10	3 4	12	1	2	0	0 0	11
15 Jordan Longino	G 33:28	1-6	0-4	0-0	1 1 2	1 1	2	0	1	0	2 0	5
4 Tyler Perkins	24:09	2-4	0-0	1 4 5	1 0 0	1 0	6	0	0	1	0 0	2
21 Nnanna Njoku	02:48	0-0	0-0	0-0	0 0 0	0 0	0	0	0	0	0 0	-3
0 Josiah Moseley	08:32	1-1	0-0	0-0	0 1 1	1 0	2	0	0	0	0 0	-1
1 Kris Parker	03:38	0-0	0-0	0-0	0 0 0	0 0	0	0	0	0	0 0	6
Team					2 3 5		0	2				
Totals		23-47	8-20	14-17	6 26 32	14 15	68	11	9	1	6 0	8

Technical Fouls: NONE

	CIN	NOVA	Points from Turnovers	CIN	NOVA	Period by Period Scoring	1st	2nd	TOT
Biggest lead	2 (1 <sup>st</sup> 19:36)	13 (2 <sup>nd</sup> 19:01)		12	9				
Best Scoring Run	8 (2 <sup>nd</sup> 16:01)	9 (2 <sup>nd</sup> 19:01)	Paint	24	16				
Lead Changes	1		Second Chance	12	5	CIN	28	32	60
Times Tied	4		Fast Breaks	4	0	NOVA	37	31	68
Time with Lead	00:25	36:55	Bench	14	8				

## Cincinnati 77, Alabama State 59



Official Basketball Box Score - Final  
Alabama St. at Cincinnati  
11/27/24 Fifth Third Arena, Cincinnati  
Cincinnati vs. Alabama State

Game Time: 7:00 PM  
Game Duration: 1:51  
Attendance: 10,970

Officials: Michael Greenstein, Arlino Petty, Tommy Johnson

Alabama St. - 59

Record: 3-4

NO. Name	Min	FG M-A	3P M-A	FT M-A	Rebounds OR DR TOT	Fouls PF FD	TP	AS	TO	ST	Blocks BS BA	+/-
0 D'Ante Bass	F 14:07	1-6	0-4	0-0	1 1 2	2 0	2	1	1	0	1 0	-11
35 Ubong Okon	C 15:56	1-1	0-0	0-0	3 3 6	1 1	2	1	0	0	0 0	-3
1 Amarr Knox	G 35:53	9-20	2-7	4-5	0 5 5	0 3	24	2	1	4	0 0	-15
2 Micah Simpson	G 21:54	1-8	1-6	1-2	1 1 2	0 2	4	1	0	0	0 0	-6
20 Antonio "TJ" Madlock	G 31:21	1-11	0-1	4-4	0 3 3	0 2	6	5	2	2	1 1	-7
4 Mario Andrews	11:20	0-1	0-0	0-0	2 1 3	3 0	0	0	0	0	1 0	-11
12 Shawn Fulcher	16:23	1-4	0-0	0-0	0 1 1	0 1	2	1	1	1	0 0	-14
25 Jasteven Walker	16:17	1-4	0-3	0-0	0 1 1	1 0	2	0	0	0	0 0	-20
5 Tyler Mack	20:41	2-5	1-4	0-0	0 5 5	2 0	5	1	1	1	0 0	-5
10 Jalen Keago	16:08	3-6	3-5	3-3	0 1 1	2 1	12	0	1	0	0 0	2
Team					2 4 6		0	0				
Totals		20-66	7-30	12-14	9 26 35	11 10	59	12	7	8	3 5	-18

Technical Fouls: NONE

Shooting By Period	1st FG%	2nd FG%	3rd FG%	4th FG%	FT%
1st FG%	14-38 36.8%				
3PT%	4-16 25.0%				
FT%	1-1 100%				
2nd FG%	6-28 21.4%				
3PT%	3-14 21.4%				
FT%	11-13 84.6%				
GM FG%	20-66 30.3%				
3PT%	7-30 23.3%				
FT%	12-14 85.7%				

Dead Ball Rebounds: 2, 1

Cincinnati - 77

Record: 6-0

NO. Name	Min	FG M-A	3P M-A	FT M-A	Rebounds OR DR TOT	Fouls PF FD	TP	AS	TO	ST	Blocks BS BA	+/-
23 Dillon Mitchell	F 18:04	5-7	0-1	0-5	2 6 8	1 3	10	2	0	1	0 0	11
41 Simas Lukosius	F 27:09	6-15	4-10	0-0	3 1 4	0 1	16	4	2	0	1 1	13
55 Aziz Bandaogo	C 20:55	5-8	0-0	0-0	3 6 9	3 1	10	3	0	0	1 0	19
2 Jizzle James	G 21:51	5-9	2-5	1-2	2 6 8	2 1	13	5	2	2	0 0	20
8 Connor Hickman	G 23:48	0-6	0-4	0-0	2 2 2	0 0	1	0	0	0	1 0	2
10 Josh Reed	17:12	2-4	0-1	2-2	2 4 6	1 2	6	0	0	0	0 0	7
14 Tyler Betsley	21:15	2-5	1-4	0-0	1 3 4	2 0	5	1	0	0	0 0	6
22 Arrinton Page	16:49	3-4	0-0	1-1	0 2 2	1 2	7	0	1	2	1 0	-2
1 Day Day Thomas	13:17	3-6	3-4	0-0	0 3 3	0 0	9	0	4	1	0 0	5
5 CJ Fredrick	06:14	0-1	0-1	0-0	0 0 0	0 0	0	0	0	0	0 0	11
3 Rayvon Griffith	11:10	0-3	0-1	0-0	1 2 3	0 0	0	0	0	0	0 0	-3
65 Halvine Dzellat	02:16	0-1	0-0	1-2	0 0 0	0 1	1	0	0	0	1 0	-2
Team					1 2 3		0	1				
Totals		31-69	10-31	5-12	15 37 52	10 11	77	16	10	6	5 3	18



## 2024-25 BOX SCORES

## Cincinnati 68, Xavier 65



Official Basketball Box Score - Final  
Xavier at Cincinnati  
12/14/24 Fifth Third Arena, Cincinnati, OH  
Cincinnati vs. Xavier

Game Time: 2:00 PM  
Game Duration: 2:06  
Attendance: 12,153

Officials: Ray Natti, Damon George, Tommy Johnson

Xavier - 65

Record: 8-3

NO. Name	Min	FG M-A	3P M-A	FT M-A	Rebounds OR DR TOT	Fouls PF FD	TP	AS	TO	ST	Blocks BS BA	+/-
3 Dailyn Swain	F 24:23	5-8	0-0	3-3	0 0 0	2 2	13	0	1	2	0 0	-3
32 Zach Freemantle	F 35:12	6-16	1-5	5-5	2 5 7	2 3	18	4	2	3	0 0	3
1 Marcus Foster	G 30:09	2-7	2-4	0-0	1 4 5	3 1	6	0	0	0	0 1	1
7 Ryan Conwell	G 32:18	6-13	3-8	2-3	0 6 6	3 3	17	0	3	1	0 2	-11
20 Dayvion McKnight	G 33:57	1-3	0-0	0-0	1 4 5	3 1	2	9	3	1	0 1	-1
2 Jerome Hunter	18:47	2-4	0-0	3-4	3 5 8	4 3	7	0	4	0	0 0	-3
21 Dante Maddox Jr.	13:41	0-6	0-2	2-2	0 3 3	1 1	2	0	0	0	0 0	1
4 John Hugley IV	11:34	0-1	0-0	0-0	0 0 0	2 1	0	0	0	0	0 1	-2
Team					2 2 4		0	0	1			
Totals		22-58	6-19	15-17	9 28 37	20 16	65	13	14	7	0 4	-3

Technical Fouls: NONE

Shooting By Period		
1st FG%	11-33	37.9%
3PT%	3-8	37.9%
FT%	6-6	100%
2nd FG%	11-29	37.9%
3PT%	3-11	27.3%
FT%	9-11	81.8%
GMFG%	22-58	37.9%
3PT%	6-19	31.6%
FT%	15-17	88.2%

Dead Ball Rebounds: 3, 0

Cincinnati - 68

Record: 9-1

NO. Name	Min	FG M-A	3P M-A	FT M-A	Rebounds OR DR TOT	Fouls PF FD	TP	AS	TO	ST	Blocks BS BA	+/-
23 Dillon Mitchell	F 32:44	4-5	0-0	3-5	2 8 10	1 5	11	2	0	2	1 0	7
41 Simas Lukosius	F 29:00	5-13	1-7	3-4	1 3 4	3 2	14	2	3	2	0 0	9
55 Aziz Bandaogo	C 31:00	4-4	0-0	4-6	3 2 5	2 5	12	1	0	1	1 0	3
0 Dan Skillings Jr.	G 25:48	4-10	1-2	1-2	1 1 2	3 2	10	2	1	2	1 0	-2
2 Jizzle James	G 24:44	0-11	0-2	2-2	0 3 3	3 1	2	5	3	0	1 0	-1
8 Connor Hickman	19:48	3-7	2-4	1-1	0 3 3	1 1	9	0	1	0	0 0	-4
22 Arrinten Page	08:50	1-1	0-0	0-0	1 1 2	2 0	2	0	1	0	0 0	-2
1 Day Day Thomas	22:02	1-5	1-3	5-6	1 3 4	1 4	8	1	0	2	0 0	1
14 Tyler Betsey	05:28	0-2	0-2	0-0	1 0 1	0 0	0	0	0	0	0 0	4
10 Josh Reed	00:35	0-0	0-0	0-0	0 0 0	0 0	0	0	0	0	0 0	2
Team					2 0 2		0	0	1			
Totals		22-58	5-20	19-26	12 24 36	16 20	68	13	10	9	4 0	3

Technical Fouls: NONE

Shooting By Period		
1st FG%	8-29	27.6%
3PT%	3-11	27.3%
FT%	11-14	78.6%
2nd FG%	14-29	48.3%
3PT%	2-9	22.2%
FT%	8-12	66.7%
GMFG%	22-58	37.9%
3PT%	5-20	25.0%
FT%	19-26	73.1%

Dead Ball Rebounds: 3, 2

	XAV	CIN
Biggest lead	7 (2 <sup>nd</sup> 7:50)	9 (1 <sup>st</sup> 7:08)
Best Scoring Run	6 (2 <sup>nd</sup> 17:12)	10 (1 <sup>st</sup> 9:08)
Lead Changes	10	
Times Tied	7	
Time with Lead	18:49	16:43

Points from Turnovers	XAV	CIN
Paint	30	34
Second Chance	11	10
Fast Breaks	9	7
Bench	9	19

Period by Period Scoring	1st	2nd	TOT
XAV	31	34	65
CIN	30	38	68

## Cincinnati 84, Grambling 49



Official Basketball Box Score - Final  
Grambling at Cincinnati  
12/22/24 Fifth Third Arena, Cincinnati, OH  
Cincinnati vs. Grambling

Game Time: 4:00 PM  
Game Duration: 1:59  
Attendance: 11,175

Officials: John Hampton, Tyler Kumpf, James Duke

Grambling - 49

Record: 2-10

NO. Name	Min	FG M-A	3P M-A	FT M-A	Rebounds OR DR TOT	Fouls PF FD	TP	AS	TO	ST	Blocks BS BA	+/-
10 P.J. Eason	F 07:51	0-0	0-0	0-0	0 0 0	4 0	0	0	0	0	1 0	-14
30 James Flippin	F 19:02	2-7	0-1	0-0	1 1 2	2 0	4	0	1	0	0 1	-19
0 Kintavious Dozier	G 13:55	1-4	0-1	2-2	1 0 1	2 3	4	0	0	0	0 0	-25
2 Mikale Stevenson	G 35:48	5-14	0-3	1-2	4 6 0	2 11	7	4	2	0	2	-28
5 Chlaydian Newton	G 17:11	0-1	0-1	0-0	0 2 2	0 1	0	0	1	0	0 0	-22
55 Ernest Ross	34:41	4-9	0-1	8-9	1 3 4	4 6	16	3	0	0	2	-33
12 Solomon Ray	17:57	1-3	0-0	0-0	1 4 5	3 0	2	0	1	1	2 0	-9
24 Louis Hutchinson	30:18	3-8	2-6	0-0	0 1 1	4 0	8	0	1	0	1 0	-18
4 P.J. Edwards	20:56	1-3	0-1	2-2	1 5 6	2 4	0	2	0	0	0 0	-7
22 Emeka Nnaji	02:21	0-1	0-0	0-0	1 0 1	0 0	0	0	0	0	0 0	0
Team					2 0 2		0	0	0			
Totals		17-50	2-14	13-15	10 20 30	21 14	49	10	16	4	3 6	-35

Technical Fouls: Dozier 1<sup>st</sup> 14:31

Shooting By Period		
1st FG%	8-26	30.8%
3PT%	1-6	16.7%
FT%	7-8	87.5%
2nd FG%	9-24	37.5%
3PT%	1-8	12.5%
FT%	6-7	85.7%
GM FG%	17-50	34.0%
3PT%	2-14	14.3%
FT%	13-15	86.7%

Dead Ball Rebounds: 1, 0

Cincinnati - 84

Record: 10-1

NO. Name	Min	FG M-A	3P M-A	FT M-A	Rebounds OR DR TOT	Fouls PF FD	TP	AS	TO	ST	Blocks BS BA	+/-
23 Dillon Mitchell	F 25:19	6-9	0-1	1-1	2 5 7	0 4	13	0	0	3	1 1	30
41 Simas Lukosius	F 25:06	2-7	1-6	2-2	1 0 1	0 1	7	1	2	0	0 0	20
55 Aziz Bandaogo	C 21:10	5-6	0-0	5-6	5 1 6	2 4	15	1	0	0	1 0	26
0 Dan Skillings Jr.	G 23:23	3-10	1-5	0-0	2 2 4	2 1	7	3	1	0	2 1	33
2 Jizzle James	G 29:33	3-9	1-6	0-0	1 3 4	1 1	7	6	0	2	1 1	24
1 Day Day Thomas	14:33	4-9	2-3	2-3	3 2 5	4 3	12	3	1	3	0 0	14
22 Arrinten Page	13:47	3-3	1-1	2-4	1 5 6	0 3	9	0	0	0	1 0	10
5 CJ Fredrick	11:36	1-2	1-2	0-1	0 1 1	0 1	3	1	0	0	0 0	-11
14 Tyler Betsey	20:31	3-8	2-7	1-1	2 2 4	0 1	9	0	0	0	0 0	-1
10 Josh Reed	06:07	0-1	0-1	0-0	0 1 1	1 0	0	0	1	0	0 0	-5
65 Halvine Dzallat	05:03	0-1	0-0	2-2	0 1 1	2 1	2	0	0	1	0 0	-1
3 Rayvon Griffith	03:52	0-0	0-0	0-0	0 0 0	3 0	0	0	0	0	0 0	1
Team					1 1 2		0	0	1			
Totals		30-65	9-32	15-20	18 24 42	15 20	84	17	6	9	6 3	35

Technical Fouls: Thomas 1<sup>st</sup> 14:31

Shooting By Period		
1st FG%	15-32	46.9%
3PT%	3-15	20.0%
FT%	4-5	80%
2nd FG%	15-33	45.5%
3PT%	6-17	35.3%
FT%	11-15	73.3%
GM FG%	30-65	46.2%
3PT%	9-32	28.1%
FT%	15-20	75.0%

Dead Ball Rebounds: 2, 0

	GSU	CIN
Biggest lead	0 (1 <sup>st</sup> 20:00)	37 (2 <sup>nd</sup> 1:17)
Best Scoring Run	8 (1 <sup>st</sup> 0:05)	11 (2 <sup>nd</sup> 14:59)
Lead Changes	0	
Times Tied	1	
Time with Lead	00:00	38:33

Points from Turnovers	GSU	CIN
Paint	26	40
Second Chance	8	19
Fast Breaks	6	13
Bench	30	35

Period by Period Scoring	1st	2nd	TOT
GSU	24	25	49
CIN	37	47	84

## Cincinnati 66, Dayton 59



Official Basketball Box Score - Final  
Cincinnati at Dayton  
12/20/24 Heritage Bank Arena, Cincinnati  
2024-25 Men's Basketball

Game Time: 8:30 PM  
Game Duration: 2:11  
Attendance: 15,107

Officials: Doug Simmons, Greg Nixon, Brooks Wells

Cincinnati - 66

Record: 9-1

NO. Name	Min	FG M-A	3P M-A	FT M-A	Rebounds OR DR TOT	Fouls PF FD	TP	AS	TO	ST	Blocks BS BA	+/-
23 Dillon Mitchell	F 29:51	2-3	0-0	0-2	5 2 7	3 2	4	1	3	2	1 0	7
41 Simas Lukosius	F 33:39	4-17	3-12	2-2	2 4 6	0 2	13	1	1	0	0 0	6
55 Aziz Bandaogo	C 24:36	1-4	0-0	4-4	1 2 3	3 3	6	1	1	0	1 0	-3
0 Dan Skillings Jr.	G 27:26	6-13	0-4	5-5	5 1 6	2 4	17	1	1	4	1 1	8
2 Jizzle James	G 28:04	5-9	4-6	0-0	0 3 3	2 1	14	3	1	0	3 1	4
8 Connor Hickman	12:13	0-2	0-2	0-0	0 2 2	1 0	0	2	1	1	0 0	6
22 Arrinten Page	13:48	1-3	0-0	0-2	0 4 4	4 1	2	2	1	1	0 0	11
1 Day Day Thomas	22:26	1-4	0-2	5-6	0 3 3	1 3	7	1	0	2	0 0	-4
14 Tyler Betsey	07:57	1-3	1-3	0-0	0 0 0	0 0	0	3	0	0	0 0	0
Team					4 0 4		0	0	1			
Totals		21-58	8-29	16-21	17 21 38	16 16	66	11	11	9	6 3	7

Technical Fouls: NONE

Shooting By Period		
1st FG%	11-33	33.3%
3PT%	3-17	17.6%
FT%	0-0	0%
2nd FG%	10-25	40.0%
3PT%	5-12	41.7%
FT%	16-21	76.2%
GM FG%	21-58	36.2%
3PT%	8-29	27.6%
FT%	16-21	76.2%

Dead Ball Rebounds: 2, 0

Dayton - 59

Record: 10-3

NO. Name	Min	FG M-A	3P M-A	FT M-A	Rebounds OR DR TOT	Fouls PF FD	TP	AS	TO	ST	Blocks BS BA	+/-
2 Nate Santos	F 38:24	5-12	1-4	2-2	1 4 5	0 3	13	2	2	0	0 2	-7
23 Zed Key	F 29:47	4-6	0-0	3-4	3 3 6	2 5	11	0	1	1	1 1	2
0 Javon Bennett	G 19:32	1-6	0-2	2-2	0 1 1	1 3	4	0	1	1	1 1	-6
6 Enoch Cheeks	G 38:54	2-6	1-4	0-0	1 5 6	5 0	5	0	3	0	1 0	-8
11 Malachi Smith	G 32:40	4-12	2-5	3-3	1 2 3	4 2	13	5	6	1	0 2	-4
5 Posh Alexander	24:59	4-7	1-2	2-2	0 2 2	3 1	11	1	2	3	0 0	0
29 Amael L'Etang	12:29	0-2	0-1	2-2	2 2 4	1 2	2	0	1	0	0 0	-12
3 Jaun Simon	01:36	0-0	0-0	0-0	0 0 0	0 0	0	0	0	0	0 0	0
13 Isaac Jack	00:50	0-0	0-0	0-0	0 0 0	0 0	0	0	0	0	0 0	0
24 Jacob Conner	00:50	0-0	0-0	0-0	0 0 0	0 0	0	0	1	0	0 0	0
Team					2 3 5		0	0				
Totals		20-51	5-18	14-15	10 22 32	16 16	59	8	17	6	3 6	-7

Technical Fouls: NONE

	UC	UD
Biggest lead	18 (2 <sup>nd</sup> 7:36)	0 (1 <sup>st</sup> 20:00

## 2024-25 BOX SCORES

## Arizona 72, Cincinnati 67



Official Basketball Box Score - Final  
Arizona at Cincinnati  
01/04/25 Fifth Third Arena, Cincinnati  
Cincinnati vs. Arizona

Game Time: 2:30 PM  
Game Duration: 2:27  
Attendance: 11,212

Officials: Tony Padilla, Bret Smith, Kipp Kissingser

Arizona - 72

Record: 8-5 (2-0)

NO.	Name	Min	FG	3P	FT	Rebounds	Fouls	TP	AS	TO	ST	Blocks	+/-
			M-A	M-A	M-A	OR DR TOT	PF FD					BS BA	
4	Trey Townsend	F 24:17	2-7	0-1	2-2	0 4 4	2 1	6	0	0	0	0 1	-8
30	Tobe Awaka	F 14:08	1-3	0-0	0-0	2 2 4	3 0	2	0	2	0	0 1	-15
0	Jaden Bradley	G 37:35	5-9	0-0	5-7	0 2 2	1 5	15	2	2	0	0 0	2
1	Caleb Love	G 37:22	3-15	2-8	4-6	0 6 6	0 6	12	0	2	1	1 1	9
3	Anthony Dell'Orso	G 19:34	1-3	0-2	4-4	0 0 0	1 2	6	1	1	1	0 0	13
5	KJ Lewis	25:47	3-6	0-0	3-4	0 3 3	3 2	9	1	3	0	1 0	-5
9	Carter Bryant	15:24	5-5	3-3	1-2	1 3 4	4 1	14	0	1	0	1 0	9
13	Henri Veesaar	25:52	3-5	0-0	2-2	3 5 8	3 1	8	4	0	2	2 0	20
Team						2 1 3		0		1			
Totals			23-53	5-14	21-27	8 26 34	17 18	72	8	12	5	6 3	5

Shooting By Period		
1 <sup>st</sup> FG%	12-28	42.9%
3PT%	4-7	57.1%
FT%	11-13	84.6%
2 <sup>nd</sup> FG%	11-25	44.0%
3PT%	1-7	14.3%
FT%	10-14	71.4%
GM FG%	23-53	43.4%
3PT%	5-14	35.7%
FT%	21-27	77.8%

Dead Ball Rebounds: 5, 1

Technical Fouls: NONE

Cincinnati - 67

Record: 10-3 (0-2)

NO.	Name	Min	FG	3P	FT	Rebounds	Fouls	TP	AS	TO	ST	Blocks	+/-
			M-A	M-A	M-A	OR DR TOT	PF FD					BS BA	
23	Dillon Mitchell	F 29:48	6-8	1-3	0-5	1 6 7	4 4	13	0	1	2	0 0	6
41	Simas Lukosius	F 28:38	2-6	1-4	4-4	0 3 3	0 2	9	3	3	0	0 0	-2
55	Aziz Bandaogo	C 28:07	2-3	0-0	1-4	4 0 9	3 5	5	0	1	0	2 0	-5
0	Dan Skillings Jr.	G 29:41	6-14	2-7	4-6	0 6 6	3 3	18	2	1	1	1 3	-5
2	Jizzle James	G 31:11	3-11	0-2	1-2	0 4 4	4 1	7	5	3	0	0 1	-1
22	Arrinten Page	09:20	1-1	0-0	2-2	1 0 1	2 1	4	0	0	1	0 0	-2
1	Day Day Thomas	20:39	4-12	1-4	0-0	1 1 2	2 0	9	1	2	1	0 0	-7
14	Tyler Betsey	14:54	1-7	0-5	0-0	1 2 3	0 0	2	0	0	0	0 2	-6
9	Connor Hickman	07:42	0-2	0-0	0-0	0 0 0	0 1	0	0	0	0	0 0	-3
10	Josh Reed	00:01	0-0	0-0	0-0	0 0 0	0 0	0	0	0	0	0 0	0
Team						3 1 4		0		0			
Totals			25-64	5-25	12-23	17 22 39	18 17	67	11	11	5	3 6	-5

Shooting By Period		
1 <sup>st</sup> FG%	9-28	32.1%
3PT%	2-10	20.0%
FT%	6-10	60.0%
2 <sup>nd</sup> FG%	16-36	44.4%
3PT%	3-15	20.0%
FT%	6-13	46.2%
GM FG%	25-64	39.1%
3PT%	5-25	20.0%
FT%	12-23	52.2%

Dead Ball Rebounds: 6, 1

Technical Fouls: NONE

	ARZ	CIN
Biggest lead	19 (2 <sup>nd</sup> 17:22)	2 (1 <sup>st</sup> 19:26)
Best Scoring Run	9 (2 <sup>nd</sup> 18:40)	9 (2 <sup>nd</sup> 7:24)
Lead Changes	9	
Times Tied	4	
Time with Lead	32:35	02:19

Points from	ARZ	CIN
Turnovers	8	13
Paint	32	36
Second Chance	9	14
Fast Breaks	3	10
Bench	31	15

Period by Period Scoring			
	1st	2nd	TOT
ARZ	39	33	72
CIN	26	41	67

## Baylor 68, Cincinnati 48



Official Basketball Box Score - Final  
Cincinnati at Baylor  
01/07/25 Foster Pavilion, Waco  
2024-25 Men's Basketball

Game Time: 7:00 PM  
Game Duration: 1:57  
Attendance: 7,500

Officials: Kipp Kissingser, Michael Greenstein, Jeffrey Anderson

Cincinnati - 48

Record: 10-4 (0-3)

NO.	Name	Min	FG	3P	FT	Rebounds	Fouls	TP	AS	TO	ST	Blocks	+/-
			M-A	M-A	M-A	OR DR TOT	PF FD					BS BA	
23	Dillon Mitchell	F 30:48	0-2	0-1	0-0	0 2 2	1 1	0	0	4	1	1 0	-10
41	Simas Lukosius	F 29:04	2-7	1-4	0-0	0 3 3	0 0	5	5	1	1	0 0	-6
55	Aziz Bandaogo	C 30:05	4-4	0-0	3-4	0 4 4	3 4	11	2	3	0	2 0	-12
0	Dan Skillings Jr.	G 30:02	6-11	5-7	1-4	0 2 2	0 5	18	0	1	0	2 0	-11
2	Jizzle James	G 25:29	2-11	0-3	1-2	1 4 5	0 1	5	0	3	1	1 2	-16
1	Day Day Thomas	20:31	2-6	2-4	0-0	1 2 3	4 1	6	2	0	0	0 0	-10
8	Connor Hickman	09:36	0-2	0-2	0-0	0 1 1	2 0	0	1	0	0	0 0	-10
22	Arrinten Page	10:56	0-1	0-0	0-0	3 1 4	2 0	0	1	1	0	0 0	-9
14	Tyler Betsey	07:51	0-2	0-1	1-2	1 0 1	0 1	1	0	0	0	0 0	-13
5	CJ Fredrick	01:16	0-0	0-0	0-0	0 0 0	0 0	0	0	0	0	0 0	-3
10	Josh Reed	02:58	1-3	0-1	0-0	0 0 0	0 0	2	0	0	1	0 0	0
3	Rayvon Griffith	01:24	0-0	0-0	0-0	0 0 0	0 0	0	0	0	0	0 0	0
Team						2 0 2		0		2			
Totals			17-49	8-23	6-12	12 15 27	12 13	48	11	15	4	6 2	-20

Technical Fouls: NONE

Baylor - 68

Record: 10-4 (2-1)

NO.	Name	Min	FG	3P	FT	Rebounds	Fouls	TP	AS	TO	ST	Blocks	+/-
			M-A	M-A	M-A	OR DR TOT	PF FD					BS BA	
15	Norchad Omier	F 27:50	7-9	1-1	3-3	3 7 10	3 2	18	3	1	2	1 1	12
17	Josh Ojiamuna	F 26:12	5-9	0-0	0-0	4 3 7	2 1	10	0	2	0	0 2	11
2	Jayden Nunn	G 33:55	3-9	2-6	1-2	0 0 0	1 2	9	0	0	0	0 1	11
3	Jeremy Roach	G 36:13	3-8	0-3	0-0	0 0 0	2 0	6	4	1	1	0 2	13
7	V.J. Edgcombe	G 30:18	7-13	2-4	2-2	0 4 4	3 3	18	2	1	1	0 0	18
1	Robert Wright	27:21	2-6	0-0	3-4	0 3 3	1 4	7	2	1	1	0 0	17
5	Jason Asemota	14:14	0-0	0-0	0-0	1 3 4	1 0	0	1	1	1	1 0	18
21	Davidson Hubbard	01:19	0-0	0-0	0-0	0 0 0	0 0	0	0	0	0	0 0	0
22	Marino Dubravcic	01:19	0-0	0-0	0-0	0 0 0	0 0	0	0	0	0	0 0	0
25	Omara Adegbola	01:19	0-0	0-0	0-0	0 0 0	0 0	0	0	1	0	0 0	0
Team						0 1 1		0		3			
Totals			27-54	5-14	9-11	8 21 29	13 12	68	12	11	6	2 6	20

Technical Fouls: NONE

	UC	BU
Biggest lead	1 (1 <sup>st</sup> 18:32)	23 (2 <sup>nd</sup> 8:52)
Best Scoring Run	4 (2 <sup>nd</sup> 4:59)	9 (1 <sup>st</sup> 5:07)
Lead Changes	4	
Times Tied	1	
Time with Lead	01:27	38:13

Points from	UC	BU
Turnovers	7	13
Paint	16	40
Second Chance	15	11
Fast Breaks	4	11
Bench	9	7

Period by Period Scoring			
	1st	2nd	TOT
UC	20	28	48
BU	35	33	68

Game Notes: 5:04 1st half - Delay of game warning Cincinnati

## Kansas 54, Cincinnati 40



Official Basketball Box Score - Final  
Kansas at Cincinnati  
01/11/25 Fifth Third Arena, Cincinnati  
Cincinnati vs. Kansas

Game Time: 2:00 PM  
Game Duration: 1:39  
Attendance: 12,012

Officials: Doug Simmons, Ray Nall, Gary Maxwell

Kansas - 54

Record: 12-3 (3-1)

NO.	Name	Min	FG	3P	FT	Rebounds	Fouls	TP	AS	TO	ST	Blocks	+/-
			M-A	M-A	M-A	OR DR TOT	PF FD					BS BA	
24	KJ Adams	F 29:43	3-9	0-0	2-3	5 2 7	2 2	8	2	1	2	1 2	17
1	Hunter Dickinson	C 31:52	7-16	0-3	0-0	4 8 12	0 1	14	2	0	1	0 0	11
0	Shakael Moore	G 27:11	4-9	0-2	0-0	0 4 4	2 1	8	1	1	0	1 0	16
3	Dajuan Harris Jr.	G 27:40	2-7	1-3	0-0	2 4 6	0 0	5	1	2	0	0 0	15
5	Zeke Mayo	G 30:50	4-10	1-6	0-0	1 5 6	1 0	9	2	0	1	0 1	15
40	Flory Bidunga	17:09	1-3	0-0	0-0	0 4 4	1 1	2	0	0	0	1 0	-2
6	Rylan Griffin	14:29	1-4	0-2	0-0	2 1 3	0 0	2	1	1	0	0 0	-3
8	David Coit	11:27	1-5	0-3	0-0	1 1 1	0 0	2	1	1	0	0 0	-2
2	AJ Storr	09:39	1-5	0-2	2-2	0 0 0	0 1	4	1	1	0	0 0	3
Team						1 0 1		0		0			
Totals			24-68	2-21	4-5	15 29 44	6 8	54	12	7	5	2 4	14

Shooting By Period		
1 <sup>st</sup> FG%	10-29	34.5%
3PT%	2-9	22.2%
FT%	2-2	100%
2 <sup>nd</sup> FG%	14-39	35.9%
3PT%	0-12	0.0%
FT%	2-3	66.7%
GM FG%	24-68	35.3%
3PT%	2-21	9.5%
FT%	4-5	80.0%

Dead Ball Rebounds: 0, 0

Technical Fouls: NONE

Cincinnati - 40

Record: 10-5 (0-4)

NO.	Name	Min	FG	3P	FT	Rebounds	Fouls	TP	AS	TO	ST	Blocks	+/-					
			M-A	M-A	M-A	OR DR TOT	PF FD					BS BA						
23	Dillon Mitchell	F 29:10	5-8	0-2	0-0	0 5 5	0 1	10	0	1	1	1 1	-15					
41	Simas Lukosius	F 27:02	1-10	0-6	0-0	0 3 3	1 1	2	3	1	0	0 0	-16					
55	Aziz Bandaogo	C 23:55	0-3	0-0	0-0	4 4 8	3 1	0	0	2	1	0 0	-16					
0	Dan Skillings Jr.	G 28:15	4-7	1-3	0-0	2 3 5	1 0	9	1	2	3	0 0	-9					
2	Jizzle James	G 20:06	1-6	0-1	1-2	0 3 3	0 2	3	1	0	0	0 0	-13					
1	Day Day Thomas	26:24	1-8	0-3	0-0	1 2 3	1 0	2	2	2	0	0 0	-6					
10	Josh Reed	14:48	2-4	1-2	0-0	1 0 1	0 0	5	1	1	1	1 0	-7					
22	Arrinten Page	14:18	4-9	1-3	0-0	3 4 7	0 1	9	0	1	0	2 0	3					
5	CJ Fredrick	16:02	0-4	0-2	0-0	0 4 4	0 0	0	0	0	1	0 0	2					
Team																		
			1 2 3					0		2								
Totals			18-59		3-22	1-2	12	30	42	6	6	40	8	12	7	4	2	-14

## 2024-25 BOX SCORES

## Cincinnati 67, Arizona State 60



Official Basketball Box Score - Final  
**Arizona St. at Cincinnati**  
 01/25/25 Fifth Third Arena, Cincinnati  
 Cincinnati vs. Arizona State

Game Time: 2:00 PM  
 Game Duration: 2:01  
 Attendance: 11,090

Officials: Marques Pettigrew, Brooks Wells, Tyler Kumpf

Arizona St. - 60

Record: 10-7 (1-5)

NO. Name	Min	FG	3P	FT	Rebounds	Fouls	TP	AS	TO	ST	Blocks	+/-
		M-A	M-A	M-A	OR DR TOT	PF FD					BS BA	
8 Basheer Jihad	F 33:15	2-8	0-3	4-4	2 5 7	4 5	8	5	3	1	0 0	1
21 Jayden Quintance	F 38:26	6-10	0-0	3-6	6 8 14	3 7	15	1	6	1	5 1	-5
1 Alston Mason	G 40:00	5-13	2-4	1-1	0 2 2	0 1	13	1	2	0	0 1	-7
10 BJ Freeman	G 36:27	5-14	2-5	0-0	1 5 6	2 1	12	1	1	1	0 2	1
44 Adam Miller	G 36:17	2-9	2-7	2-2	0 2 2	2 1	8	1	1	0	0 2	-9
9 Shawn Phillips Jr.	07:18	2-4	0-0	0-0	2 3 5	4 0	4	0	1	0	0 1	-10
5 Amir Ali	08:17	0-4	0-3	0-0	0 1 1	0 0	0	0	0	1	0 1	-6
Team					5 0 5		0		0			
<b>Totals</b>		22-62	6-22	10-13	16 26 42	15 15	60	9	14	4	5 8	-7

Technical Fouls: NONE

Shooting By Period	1st	2nd	3rd	4th	OT
1st FG%	7-29	24.1%			
3PT%	3-13	23.1%			
FT%	5-6	83.3%			
2nd FG%	15-33	45.5%			
3PT%	3-9	33.3%			
FT%	5-7	71.4%			
GM FG%	22-62	35.5%			
3PT%	6-22	27.3%			
FT%	10-13	76.9%			

Dead Ball Rebounds: 2, 1

Cincinnati - 67

Record: 12-5 (2-4)

NO. Name	Min	FG	3P	FT	Rebounds	Fouls	TP	AS	TO	ST	Blocks	+/-
		M-A	M-A	M-A	OR DR TOT	PF FD					BS BA	
23 Dillon Mitchell	F 30:01	6-10	0-1	2-3	1 2 3	3 3	14	2	1	3	2 0	2
41 Simas Lukosius	F 24:52	4-9	2-5	0-0	0 4 4	0 1	10	0	2	4	0 0	16
55 Aziz Bandoago	C 26:42	1-1	0-0	0-1	2 7 9	4 1	2	0	0	0	3 0	6
0 Dan Skillings Jr.	G 25:15	3-11	0-3	6-8	2 2 4	0 6	12	1	1	2	0 0	2
2 Jizzle James	G 21:11	5-10	0-4	2-2	0 1 1	1 1	12	2	0	0	0 1	-2
1 Day Day Thomas	26:01	2-6	0-1	2-2	1 2 3	1 1	6	4	2	1	1 1	3
5 CJ Fredrick	16:08	2-5	2-4	0-0	0 0 0	1 0	6	1	0	0	0 0	3
10 Josh Reed	10:14	0-2	0-1	0-0	0 2 2	2 0	0	1	0	1	0 0	-5
22 Arrinton Page	10:14	0-2	0-0	0-0	1 1 2	1 1	0	1	0	0	2 0	-5
14 Tyler Betsey	09:22	2-4	1-3	0-0	0 1 1	2 2	5	0	0	0	0 1	11
Team					1 2 3		0		1			
<b>Totals</b>		25-60	5-22	12-16	9 24 33	15 15	67	12	7	11	8 5	7

Technical Fouls: NONE

Shooting By Period	1st	2nd	3rd	4th	OT
1st FG%	15-32	46.9%			
3PT%	4-14	28.6%			
FT%	2-3	66.7%			
2nd FG%	10-28	35.7%			
3PT%	1-8	12.5%			
FT%	10-13	76.9%			
GM FG%	25-60	41.7%			
3PT%	5-22	22.7%			
FT%	12-16	75.0%			

Dead Ball Rebounds: 3, 1

	ASU	CIN
Biggest lead	3 (1st 11:40)	17 (2nd 18:06)
Best Scoring Run	9 (1st 2:28)	16 (1st 5:21)
Lead Changes	7	
Times Tied	1	
Time with Lead	05:32	31:18

Points from	ASU	CIN
Turnovers	6	17
Paint	32	32
Second Chance	17	9
Fast Breaks	2	25
Bench	4	17

Period by Period Scoring	1st	2nd	TOT
ASU	22	38	60
CIN	36	31	67

## Texas Tech 81, Cincinnati 71



Official Basketball Box Score - Final  
**Texas Tech at Cincinnati**  
 01/21/25 Fifth Third Arena, Cincinnati, Ohio  
 Cincinnati vs. Texas Tech

Game Time: 7:00 PM  
 Game Duration: 1:58  
 Attendance: 10,790

Officials: Kipp Kissinger, Bert Smith, Chance Moore

Texas Tech - 81

Record: 14-4 (5-2)

NO. Name	Min	FG	3P	FT	Rebounds	Fouls	TP	AS	TO	ST	Blocks	+/-
		M-A	M-A	M-A	OR DR TOT	PF FD					BS BA	
5 Darrion Williams	F 27:02	1-6	0-2	2-2	1 4 5	3 1	4	2	4	0	0 0	9
15 JT Toppin	F 24:27	9-15	1-2	1-1	2 5 7	1 1	20	1	1	0	0 1	17
0 Chance McMillan	G 32:01	5-10	3-6	4-4	2 1 3	2 2	17	2	1	0	0 0	-1
3 Elijah Hawkins	G 33:18	2-9	1-8	3-3	0 2 2	2 2	8	3	2	3	0 0	5
24 Kerwin Walton	G 09:46	0-1	0-1	0-0	0 0 0	0 1	0	0	0	0	1 0	8
1 Kevin Overton	20:18	5-7	3-5	1-1	1 4 5	3 1	14	0	0	0	0 0	4
4 Christian Anderson	35:03	5-9	4-7	4-5	0 5 5	3 5	18	3	0	0	0 0	9
33 Federico Federico	18:05	0-3	0-0	0-2	3 3 6	1 1	0	2	0	0	0 2	-1
Team					1 0 1		0		0			
<b>Totals</b>		27-60	12-31	15-18	10 24 34	16 13	81	13	8	6	1 3	10

Technical Fouls: NONE

Shooting By Period	1st	2nd	3rd	4th	OT
1st FG%	15-29	51.7%			
3PT%	8-17	47.1%			
FT%	4-4	100%			
2nd FG%	12-31	38.7%			
3PT%	4-14	28.6%			
FT%	11-14	78.6%			
GM FG%	27-60	45.0%			
3PT%	12-31	38.7%			
FT%	15-18	83.3%			

Dead Ball Rebounds: 1, 0

Cincinnati - 71

Record: 12-6 (2-5)

NO. Name	Min	FG	3P	FT	Rebounds	Fouls	TP	AS	TO	ST	Blocks	+/-
		M-A	M-A	M-A	OR DR TOT	PF FD					BS BA	
23 Dillon Mitchell	F 28:39	5-8	0-0	2-2	1 3 4	1 1	12	2	1	1	3 0	-14
41 Simas Lukosius	F 23:39	1-7	1-4	7-8	0 2 2	3 5	10	1	0	2	0 0	-11
55 Aziz Bandoago	C 25:21	3-4	0-0	1-2	0 3 3	0 1	7	0	0	0	0 0	-5
0 Dan Skillings Jr.	G 25:37	2-6	0-2	1-2	0 5 5	3 3	5	1	2	0	0 1	-9
2 Jizzle James	G 25:03	8-12	1-4	0-0	0 3 3	2 1	17	3	2	0	0 0	-11
1 Day Day Thomas	25:37	3-7	0-2	0-1	1 2 3	2 2	6	3	2	1	0 0	-9
5 CJ Fredrick	12:31	0-1	0-1	0-0	0 1 1	1 0	0	0	1	0	0 0	-9
10 Josh Reed	13:25	1-1	0-0	0-0	0 0 0	0 1	2	3	0	0	0 0	0
22 Arrinton Page	10:44	3-5	0-0	3-4	0 4 4	0 2	8	1	0	0	0 0	2
14 Tyler Betsey	08:05	1-1	1-1	0-0	0 0 0	0 0	3	0	0	0	0 0	6
Team					1 1 2		0					
<b>Totals</b>		27-52	3-14	14-19	3 24 27	13 16	71	14	8	4	3 1	-10

Technical Fouls: NONE

	TTU	CIN
Biggest lead	12 (2nd 3:42)	7 (1st 13:24)
Best Scoring Run	7 (2nd 3:42)	8 (1st 16:41)
Lead Changes	2	
Times Tied	5	
Time with Lead	26:23	09:55

Points from	TTU	CIN
Turnovers	9	6
Paint	26	40
Second Chance	10	5
Fast Breaks	5	7
Bench	32	20

Period by Period Scoring	1st	2nd	TOT
TTU	42	39	81
CIN	38	33	71

## BYU 80, Cincinnati 52



Official Basketball Box Score - Final  
**Cincinnati at BYU**  
 01/25/25 Marriott Center, Provo  
 2024-25 Men's Basketball

Game Time: 8:30 PM  
 Game Duration: 1:57  
 Attendance: 17,483

Officials: John Gaffney, Ray Natil, Robert Felder

Cincinnati - 52

Record: 12-7 (2-6)

NO. Name	Min	FG	3P	FT	Rebounds	Fouls	TP	AS	TO	ST	Blocks	+/-
		M-A	M-A	M-A	OR DR TOT	PF FD					BS BA	
23 Dillon Mitchell	F 25:54	2-5	0-2	0-2	3 2 5	3 2	4	1	0	1	0 1	-14
41 Simas Lukosius	F 26:14	5-11	4-8	0-0	3 1 4	2 1	14	1	2	0	0 0	-21
55 Aziz Bandoago	C 21:42	2-3	0-0	0-0	1 3 4	0 1	4	0	1	0	0 0	-19
0 Dan Skillings Jr.	G 19:46	3-7	0-3	0-0	1 1 2	3 0	6	1	3	0	0 1	-13
2 Jizzle James	G 28:05	3-13	0-5	0-0	1 2 3	3 0	6	5	0	1	0 0	-26
1 Day Day Thomas	28:19	2-7	1-3	0-0	0 0 0	1 1	5	2	0	3	0 0	-17
5 CJ Fredrick	02:55	0-0	0-0	0-0	1 1 1	0 0	0	0	0	0	0 0	-1
10 Josh Reed	13:43	0-2	0-2	0-0	1 1 2	2 0	0	0	0	0	2 0	-6
22 Arrinton Page	17:58	3-6	0-1	1-2	1 2 3	1 2	7	1	2	1	0 0	-9
14 Tyler Betsey	13:12	1-4	0-3	0-0	0 1 1	1 1	2	0	1	0	0 0	-11
3 Rayvon Griffith	02:13	2-3	0-1	0-0	0 0 0	0 0	4	0	0	0	0 0	-3
Team					2 2 4		0		0			
<b>Totals</b>		23-61	5-28	1-4	13 15 28	15 8	52	11	9	6	3 1	-28

Technical Fouls: NONE

Shooting By Period	1st	2nd	3rd	4th	OT
1st FG%	10-32	31.3%			
3PT%	3-15	20.0%			
FT%	0-0	0%			
2nd FG%	13-29	44.8%			
3PT%	2-13	15.4%			
FT%	1-4	25%			
GM FG%	23-61	37.7%			
3PT%	5-28	17.9%			
FT%	1-4	25.0%			

Dead Ball Rebounds: 1, 0

BYU - 80

Record: 13-6 (4-4)

NO. Name	Min	FG	3P	FT	Rebounds	Fouls	TP	AS	TO	ST	Blocks	+/-
		M-A	M-A	M-A	OR DR TOT	PF FD					BS BA	
0 Mawot Mag	F 23:47	1-1	0-0	1-2	0 2 2	1 4	3	0	3	2	0 0	14
13 Keba Keita	C 25:14	2-3	0-0	0-0	2 5 7	1 1	4	1	3	0	0 21	
3 Egor Demin	G 25:23	3-5	3-5	6-7	0 5 5	1 5	15	7	3	0	0 0	17
15 Richie Saunders	G 31:56	7-15	5-7	2-2	3 5 8	0 2	21	1	1	1	0 2	18
21 Trevin Knell	G 23:36	3-6	2-5	0-0	0 1 1	1 1	8	2	1	3	0 7	
6 Keanon Catchings	16:27	3-5	3-4	0-0	0 2 2	0 0	9	0	0	1	0 1	16
20 Dedin Hall	19:47	0-0	0-2	0-2	0 2 2	0 0	3	1	0	0	0 0	5
45 Fousseyni Traore	13:17	2-3	0-0	0-0	1 2 3	0 0	2	2	0	0	0 0	5
25 Dawson Smith	14:38	5-7	1-2	0-0	1 1 2	1 1	11	2	0	0	0 0	16
1 Trey Stewart	01:29	0-0	0-0	0-0	0 0 0	0 0	0	0	0	0	0 0	2
2 Elijah Crawford	01:29	2-2	1-1	0-0	0 0 0	0 0	5	0	0	0	0 0	2
4 Brody Kozlowski	01:29	0-0	0-0	0-0	0 0 0	0 0	0	0	0	0	0 0	1
5 Mihalho Boskovic	01:29	0-0	0-0	0-0	0 0 0	0 0	0	0	0	0	0 0	2
Team					2 4 6	0	0	0	0	0	0 0	
Totals		28-49	15-24	9-11	7 27 34	8 15	80	18	14	7	1 3	28



## 2024-25 BOX SCORES

## West Virginia 63, Cincinnati 50



Official Basketball Box Score - Final  
West Virginia at Cincinnati  
02/02/25 Fifth Third Arena, Cincinnati  
Cincinnati vs. West Virginia

Game Time: 2:00 PM  
Game Duration: 1:50  
Attendance: 11,085

Officials: Roger Ayers, Doug Shows, Terry Oglesby

West Virginia - 63

Record: 14-7 (5-5)

NO.	Name	Min	FG	3P	FT	Rebounds	Fouls	TP	AS	TO	ST	Blocks	BS	BA	+/
11	Jonathan Powell	F 34:57	3-5	1-3	0-0	1 3 4	1 0	7	0	1	2	0	0	8	
13	Amani Hansberry	F 24:27	4-9	0-2	0-0	2 9 11	1 3	8	2	1	1	0	0	10	
5	Toby Okani	G 31:32	4-7	0-0	0-0	3 3 3	3 0	8	0	2	0	2	1	4	
7	Javon Small	G 36:05	6-14	4-7	3-4	0 1 1	1 4	19	9	3	2	2	0	11	
10	Sencire Harris	G 25:30	0-4	0-2	0-0	3 3 3	3 0	0	2	1	4	1	0	9	
0	Eduardo Andre	15:33	2-6	0-0	1-2	1 1 2	2 1	5	1	0	1	2	0	3	
3	KJ Tenner	16:15	0-0	0-0	0-0	0 1 1	2 0	0	0	3	2	0	0	6	
1	Joseph Yesufu	15:17	6-6	4-4	0-0	0 4 4	2 1	16	0	0	0	0	0	12	
8	Jake Auer	00:24	0-0	0-0	0-0	0 0 0	0 0	0	0	0	0	0	0	2	
Team						1 1 2		0		2					
Totals			25-51	9-18	4-6	5 26 31	15 9	63	14	13	12	7	1	13	

Technical Fouls: NONE

Shooting By Period		
1st FG%	16-29	55.2%
3PT%	6-11	54.5%
FT%	2-4	50%
2nd FG%	9-22	40.9%
3PT%	3-7	42.9%
FT%	2-2	100%
GM FG%	25-51	49.0%
3PT%	9-18	50.0%
FT%	4-6	66.7%

Dead Ball Rebounds: 2, 0

Cincinnati - 50

Record: 12-9 (2-8)

NO.	Name	Min	FG	3P	FT	Rebounds	Fouls	TP	AS	TO	ST	Blocks	BS	BA	+/
23	Dillon Mitchell	F 32:40	3-7	0-1	0-0	2 8 10	2 1	6	3	1	0	0	1	-4	
41	Simas Lukosius	F 25:48	1-7	1-4	5-6	1 2 3	0 4	8	1	2	0	0	2	-16	
55	Aziz Bandoago	C 18:04	1-4	0-0	0-0	1 3 4	3 1	2	0	1	1	0	0	-9	
1	Day Day Thomas	G 31:19	4-14	2-5	0-0	1 3 4	1 1	10	2	3	4	0	3	-2	
2	Jizzle James	G 18:43	0-8	0-1	0-0	0 1 1	1 2	0	1	3	1	0	0	-17	
0	Dan Skillings Jr.	27:21	3-6	0-1	0-0	2 1 3	0 1	6	1	1	2	0	0	-5	
22	Arrinten Page	03:54	0-0	0-0	0-0	1 0 1	0 0	0	0	2	0	0	0	-4	
10	Josh Reed	19:56	1-2	0-1	4-4	1 2 3	0 2	6	1	1	0	0	0	1	
14	Tyler Betsey	09:52	2-3	1-2	0-0	0 0 0	0 1	5	0	0	0	1	0	-11	
3	Rayvon Griffith	12:23	2-3	1-1	2-2	0 1 1	2 2	7	2	0	0	0	1	2	
Team						3 0 3		0		0					
Totals			17-54	5-16	11-12	12 21 33	9 15	50	11	14	8	1	7	-13	

Technical Fouls: NONE

Shooting By Period		
1st FG%	7-27	25.9%
3PT%	4-10	40.0%
FT%	7-7	100%
2nd FG%	10-27	37.0%
3PT%	1-6	16.7%
FT%	4-5	80%
GM FG%	17-54	31.5%
3PT%	5-16	31.3%
FT%	11-12	91.7%

Dead Ball Rebounds: 0, 0

	WVU	CIN							
Biggest lead	22 (2 <sup>nd</sup> 7:47)	1 (1 <sup>st</sup> 17:15)	Points from	WVU	CIN	Period by Period Scoring			
Best Scoring Run	8 (1 <sup>st</sup> 10:44)	8 (2 <sup>nd</sup> 5:13)	Turnovers	20	13	1 <sup>st</sup>	2 <sup>nd</sup>	TOT	
Lead Changes	4		Paint	30	22	WVU	40	23	63
Times Tied	3		Second Chance	6	10		CIN	25	25
Time with Lead	36:34	00:45	Fast Breaks	4	9				
			Bench	21	24				

## Cincinnati 93, UCF 83



Official Basketball Box Score - Final  
Cincinnati at UCF  
02/05/25 Addition Financial Arena, Orlando  
2024-25 Men's Basketball

Game Time: 7:00 PM  
Game Duration: 2:11  
Attendance: 7,421

Officials: Kipp Kasinger, Paul Szele, Michael Greenstein

Cincinnati - 93

Record: 13-9 (3-8)

NO.	Name	Min	FG	3P	FT	Rebounds	Fouls	TP	AS	TO	ST	Blocks	BS	BA	+/
23	Dillon Mitchell	F 31:00	9-14	0-1	1-2	2 4 6	1 1	19	3	2	1	1	0	14	
41	Simas Lukosius	F 28:35	2-7	1-6	2-3	0 1 1	1 2	7	2	0	2	0	0	4	
55	Aziz Bandoago	C 32:19	7-8	0-0	2-4	2 4 6	2 6	16	2	2	2	1	0	11	
1	Day Day Thomas	G 33:55	9-15	1-2	1-2	1 2 3	2 1	20	6	1	1	1	2	3	
2	Jizzle James	G 18:16	5-7	0-1	5-7	0 3 3	4 4	15	4	2	2	0	0	8	
0	Dan Skillings Jr.	16:48	3-5	1-1	1-1	0 3 3	1 2	8	1	3	0	0	1	-3	
10	Josh Reed	10:23	0-3	0-1	0-0	0 0 0	4 1	0	0	0	1	1	1	2	
5	CJ Fredrick	12:43	0-0	0-0	0-0	0 1 1	0 1	0	0	0	0	0	0	6	
14	Tyler Betsey	12:20	3-5	2-4	0-0	0 0 0	3 0	8	0	0	0	0	0	6	
3	Rayvon Griffith	03:08	0-1	0-0	0-0	1 1 2	0 0	0	0	0	0	0	0	-1	
22	Arrinten Page	00:33	0-0	0-0	0-0	0 0 0	0 0	0	0	0	0	0	0	0	
Team						1 1 2		0		0					
Totals			38-65	5-16	12-19	7 20 27	18 18	93	18	10	9	4	4	10	

Technical Fouls: NONE

UCF - 83

Record: 13-9 (4-7)

NO.	Name	Min	FG	3P	FT	Rebounds	Fouls	TP	AS	TO	ST	Blocks	BS	BA	+/
52	Moustapha Thiam	C 32:47	6-13	0-3	2-2	5 3 8	4 1	14	2	1	1	1	0	0	
0	Jordan Ivy-Curry	G 29:47	4-7	2-4	1-2	1 2 3	2 2	11	0	1	0	0	0	5	
3	Darius Johnson	G 37:31	8-15	2-6	3-4	3 2 5	3 4	21	6	5	0	0	1	-11	
4	Keyshawn Hall	G 36:56	8-18	1-3	6-8	3 4 7	3 9	23	3	6	0	1	2	-14	
6	Dallan "Deebo" Coleman	G 25:51	1-2	0-1	0-0	1 5 6	4 1	2	1	1	2	0	0	4	
2	JJ Taylor	04:44	0-1	0-0	0-0	0 0 0	0 0	0	0	0	1	0	0	-11	
1	Mikoy Williams	03:52	0-2	0-1	0-0	0 0 0	1 0	0	0	0	0	0	1	-9	
35	Rokas Jocius	04:24	0-0	0-0	0-0	2 2 4	1 0	0	0	1	0	0	0	-6	
7	Dior Johnson	10:21	2-5	0-2	2-2	0 1 1	0 1	6	0	0	0	0	0	-2	
5	Benny Williams	12:32	3-3	0-0	0-0	1 1 2	0 0	6	1	1	0	1	0	-3	
22	Nils Machowski	01:15	0-1	0-1	0-0	0 0 0	0 0	0	0	0	0	0	0	-3	
Team						1 2 3		0		0					
Totals			32-67	5-22	14-18	17 22 39	18 18	83	13	16	3	4	4	-10	

Technical Fouls: NONE

	CIN	UCF					
Biggest lead	13 (2 <sup>nd</sup> 0:35)	6 (1 <sup>st</sup> 14:26)					
Best Scoring Run	7 (1 <sup>st</sup> 10:12)	6 (1 <sup>st</sup> 2:06)					
Lead Changes		1					
Times Tied		4					
Time with Lead	30:23	07:46					
			Points from	CIN	UCF	Period by Period Scoring	
			Turnovers	18	13		
			Paint	56	46		
			Second Chance	13	16	CIN	40 53 93
			Fast Breaks	14	15		
			Bench	16	12	UCF	36 47 83

## Cincinnati 84, BYU 66



Official Basketball Box Score - Final  
BYU at Cincinnati  
02/08/25 Fifth Third Arena, Cincinnati  
Cincinnati vs. BYU

Game Time: 6:00 PM  
Game Duration: 2:02  
Attendance: 12,217

Officials: Bret Smith, Tyler Kumpft, James Duke

BYU - 66

Record: 15-8 (6-6)

NO.	Name	Min	FG	3P	FT	Rebounds	Fouls	TP	AS	TO	ST	Blocks	BS	BA	+/
0	Mawot Mag	F 14:00	0-1	0-0	0-0	0 2 2	2 0	0	1	2	0	0	0	-4	
13	Keba Keita	C 19:25	4-6	0-0	0-2	1 2 3	2 2	8	0	1	0	0	0	-13	
3	Egor Demin	G 26:24	5-13	1-6	1-1	0 0 0	0 1	12	2	2	1	0	1	-19	
15	Richie Saunders	G 28:49	4-8	1-5	6-6	0 1 1	3 3	15	2	0	0	1	1	-35	
21	Trevin Krell	G 22:18	1-3	1-3	0-0	0 1 1	1 0	3	2	0	1	0	0	-15	
30	Dallin Hall	24:46	1-3	0-2	1-2	0 1 1	0 2	3	3	1	0	1	0	-14	
6	Kanon Catchings	14:52	1-2	0-0	0-0	0 0 0	2 0	3	1	0	0	0	0	-3	
25	Dawson Baker	19:22	3-6	3-4	0-0	0 3 3	0 0	9	0	2	0	0	1	7	
45	Fousseyini Traore	10:35	1-1	0-0	0-0	1 2 3	1 0	2	1	1	0	0	0	-5	
1	Trey Stewart	09:10	1-2	1-2	0-0	0 1 1	0 0	3	0	0	0	0	0	4	
5	Mihailo Boskovic	09:10	3-6	2-4	0-0	0 1 1	1 0	8	1	1	0	0	0	4	
2	Elijah Crawford	01:39	0-0	0-0	0-0	0 0 0	0 0	0	1	0	0	0	0	3	
Team						1 0 1		0		2					
Totals			24-51	10-29	8-11	3 14 17	12 8	66	14	12	2	2	3	-18	

Technical Fouls: NONE

Shooting By Period		
1st FG%	16-27	59.3%
3PT%	5-10	50.0%
FT%	5-5	100%
2nd FG%	8-24	33.3%
3PT%	5-19	26.3%
FT%	3-6	50%
GM FG%	24-51	47.1%
3PT%	10-29	34.5%
FT%	8-11	72.7%

Dead Ball Rebounds: 5, 0

Cincinnati - 84

Record: 14-9 (4-8)

NO.	Name	Min	FG	3P	FT	Rebounds	Fouls	TP	AS	TO	ST	Blocks	BS	BA	+/																													
			M-A	M-A	M-A	R-O	R-TOT	P-F																																				
23	Dillon Mitchell	F 27:21	2-3	0-0	2-2	0	2	2	3	2	6	1	0	1	2	0																												
41	Simas Lukosius	F 26:35	2-10	1-5	0-0	2	2	2	0	2	5	3	1	0	0	15																												
55	Aziz Bandoago	C 24:46	4-5	0-0	1-2	1	5	6	0	3	9	0	2	0	0	2																												
1	Day Day Thomas	G 26:36	7-9	1-1	0-0	0	4	4	2	1	15	4	3	1	0	17																												
2	Jazz James	G 27:35	9-14	6-8	0-0	0	0	0	0	24	3	0	0	1	12	12																												
4	Dan Skillings Jr.	20:59	4-5	0-0	0-2	4	1	5	2	1	8	1	0	0	0	19																												
17	Chris Smith	17:32	4-7	1-3	0-0	1	3	2	1	12	1	1	0	0	0	12																												
5	CJ Fredrick	11:56	1-1	1-1	0-0	0	0	0	0	1	3	2	1	0	0	6																												
22	Aarnton Page	06:17	0-1	0-0	0-0	1	1	2	0	1	0	2	0	0	0	1																												
14	Tyler Betsey	08:48	1-3	0-2	0-0	0	1	1	0	2	0	0	0	0	0	-13																												
3	Rayvon Griffith	01:35	0-0	0-0	0-0	0	0	0	0	0	0	0	0	0	0	-4																												
Team						4			4			0			1																													
Totals			34-58			10-20			6-9			11-21			32			8			12			84			17			11			4			3			2			18		

## SINGLE-GAME TEAM RECORDS

## HIGHS

## Points

127	v. North Texas State	1957-58
123	v. St. Joseph's (Pa.)	1959-60
	v. North Texas State	1959-60
122	v. St. Joseph's (Ind.)	1976-77
120	v. Kent State	1976-77

## Points (Two Teams)

232	UC 119, Morehead St. 113	1957-58
-----	--------------------------	---------

## Points (One Half)

69	v. North Texas State	1957-58
68	v. DePaul	1997-98

## Field Goals Made

55	v. St. Joseph's (Ind.)	1975-76
	v. Wright State	1976-77
51	v. Northeast Illinois	1973-74
50	v. multiple opponents	

## Field Goals Attempted

132	v. Cedarville	1949-50
113	v. Cedarville	1950-51
	v. Western Reserve	1951-52
112	v. Wilmington	1951-52
109	v. Western Reserve	1952-53

## Field Goal Percentage

.672	v. E. Michigan (41-61)	1996-97
.667	v. St. Francis (Pa.) (32-48)	1990-91
.655	v. Austin Peay (38-58)	1992-93
.647	v. Central Florida (33-51)	2014-15
.647	v. F. Dickinson (44-68)	2016-17
.643	v. Memphis (27-42)	1986-87
	v. Kent State (36-56)	1990-91

## 3-Point Field Goals Made

24	v. Oakland	1998-99
18	v. Louisiana-Monroe	2001-02
<b>17</b>	<b>v. Tulane</b>	<b>2/7/23</b>
<b>17</b>	<b>v. Arizona</b>	<b>11/20/22</b>
17	v. Wofford	2006-07
<b>16</b>	<b>v. West Virginia</b>	<b>3/12/24</b>
<b>16</b>	<b>v. Detroit Mercy</b>	<b>11/10/23</b>
<b>16</b>	<b>v. Tulsa</b>	<b>1/20/22</b>
<b>16</b>	<b>v. Memphis</b>	<b>1/9/22</b>
16	v. Chicago State	2011-12
15	v. Tulsa	2017-18

## 3-Point Field Goals Attempted

<b>48</b>	<b>v. Tulane</b>	<b>2/7/23</b>
48	v. Oakland	1998-99
39	v. Savannah State	2017-18
<b>38</b>	<b>v. West Virginia</b>	<b>3/12/24</b>
<b>36</b>	<b>v. Tulsa</b>	<b>2/12/22</b>
	v. Eastern Kentucky	2008-09
	v. Temple	1993-94
	v. Coppin State	2001-02
<b>35</b>	<b>v. Georgia Tech</b>	<b>11/22/23</b>
	v. Chicago State	2011-12
34	v. Louisiana-Monroe	2001-02
	v. Chicago State	2013-14
	v. USF	2016-17
	<b>v. Arizona</b>	<b>11/20/22</b>
	<b>v. Detroit Mercy</b>	<b>12/21/22</b>
	<b>v. Detroit Mercy</b>	<b>11/10/23</b>
33	v. Memphis	2019-20
	v. Houston	2020-21

## 3-Point Field Goal Percentage (min: 5 made)

.833	v. Regis (5-6)	1986-87
.750	v. Central Florida (6-8)	2014-15
.741	v. Duke (5-7)	1998-99
.682	v. Tulsa (15-22)	2017-18
.667	v. Massachusetts (8-12)	1992-93
.643	v. Temple (9-14)	2014-15
.636	v. Stony Brook (7-11)	2014-15
.632	v. Vermont (12-19)	2019-20

## Free Throws Made

42	v. Louisville	2002-03
41	v. Arkansas-Pine Bluff	2015-16
38	v. UAB	1997-98
38	at UConn (AAC)	2016-17
37	v. North Texas State	1957-58
36	v. Bradley	1956-57

## Free Throws Attempted

59	v. Arkansas-Pine Bluff	2015-16
58	v. Louisville	2002-03
55	v. UAB	1997-98
55	v. Bowling Green	2019-20
51	v. North Texas State	1957-58
49	v. Miami (OH)	1952-53
	v. Miami (OH)	1956-57
	v. Arkansas	1995-96

## Free Throw Percent (min. 8x= made)

1.000	v. Loyola (Ill.) (12-12)	1986-87
	v. Saint Louis (8-8)	1992-93
	v. Temple (17-17)	1995-96
	v. Louisville (18-18)	2005-06
	<b>at Texas Tech (10-10)</b>	<b>2/3/24</b>

## Rebounds

84	v. Union	1954-55
82	v. Kent State	1952-53
80	v. Tennessee	1955-56
	v. North Texas State	1957-58

## Rebound Margin

+48	v. Chicago State	2013-14
+45	v. Tennessee	1955-56
+43	v. Union	1954-55
+40	v. Case Western Reserve	1952-53
	v. North Texas State	1957-58

## Assists

41	v. St. Joseph's (Ind.)	1975-76
32	v. Robert Morris	2015-16
29	v. Fairleigh Dickinson	2016-17
28	v. Pacific	1958-59
<b>27</b>	<b>(last vs. UAPB, 11/4/24)</b>	

## Steals

23	v. Ark.-Little Rock	2012-13
20	v. Tulane	1978-79
	v. Howard	1996-97
19	v. Akron	1976-77
	v. Arkansas-Pine Bluff	2015-16
18	v. Bowling Green	1989-90
	v. Wyoming	1995-96

## Blocked Shots

18	v. Marquette	2005-06
15	v. Iowa State	1999-00
14	v. DePaul	1997-98
13	v. Memphis	1999-00
	v. Miami (Ohio)	2004-05

## Turnovers

31	v. Cleveland State	1973-74
----	--------------------	---------

29	v. Pittsburgh	1978-79
	v. Tulane	1978-79
	v. Xavier	1997-98
	v. Central Michigan	2006-07

## Personal Fouls

39	v. William & Mary	1951-52
38	v. Morehead State	1955-56
	v. Louisville	1985-86
37	v. Miami (Ohio)	1951-52

## Disqualifications

5	v. William & Mary	1950-51
	v. St. Bonaventure	1950-51

## Overtime Periods

7	v. Bradley	1981-82
	(75-73 UC win), NCAA Record	

## Fewest Points Scored

11	v. Kentucky	1983-84
31	v. Louisville	1980-81
37	v. Louisville	1983-84
38	v. Georgia Tech	1977-88

## Fewest Field Goals Made

5	v. Kentucky	1983-84
12	v. Memphis	2008-09
	v. LaSalle	1948-49
13	v. Saint Louis	1960-61
	v. Connecticut	2013-14

## Fewest Field Goals Attempted

12	v. Kentucky	1983-84
----	-------------	---------

## Lowest Field Goal Percentage

.156	v. LaSalle (12-77)	1948-49
.207	v. Butler (17-82)	1948-49
.215	v. Butler (17-79)	1948-49
.222	v. Duquesne (14-63)	1951-52
.243	v. Miami (Ohio) (17-71)	1948-49

## Fewest 3-Point Field Goals Made

0	(last vs. Tulane, 2014-15)	
---	----------------------------	--

## Fewest 3-Point Field Goals Att.

2	v. South Carolina	1988-89
	v. Morehead State	1986-87

## Lowest 3-Point FG Percentage

.000	v. multiple opponents	
------	-----------------------	--

## Fewest Free Throws Made

0	v. Georgia Tech	1977-78
1	v. VCU	1978-79
	v. Kentucky	1983-84
	v. Pittsburgh	2013-14
	<b>v. Kansas</b>	<b>2024-25</b>
	<b>v. BYU</b>	<b>2024-25</b>

## Fewest Free Throws Attempted

0	v. Georgia Tech	1977-78
<b>2</b>	<b>v. Kansas</b>	<b>2024-25</b>
	v. Louisville	2008-09
	v. Kentucky	1983-84
	v. Tulane	1982-83
3	v. Brown	1973-74
	v. Pittsburgh	2013-14

## Lowest Free Throw Percentage

.143	v. Louisville (1-7)	2011-12
.222	v. UNC Wilmington (2-9)	2000-01
.240	v. Tulsa (6-25)	1968-69

.286	v. Toledo (4-14)	1951-52
.300	v. Tulsa (3-10)	1966-67
	v. East Carolina (3-10)	2001-02

## Fewest Rebounds

9	v. Kentucky	1983-84
13	v. Georgia Tech	1977-78
15	v. Louisville	1980-81

## Fewest Assists

1	v. Xavier	1968-69
2	v. multiple opponents	

## Fewest Steals

0	v. multiple opponents	
---	-----------------------	--

## Fewest Blocked Shots

0	v. multiple opponents	
---	-----------------------	--

## Fewest Turnovers

3	v. Ohio State	1960-61
	v. Louisville	1984-85
	v. Boston University	2001-02
	v. Villanova	2011-12
	v. Memphis	2013-14
	v. Texas Southern	2016-17
	v. Memphis	2017-18
4	v. Virginia Tech	1982-83
	v. Charlotte	2000-01
	v. Middle Tennessee	2003-04
	v. Georgetown	2005-06
	at Houston	2018-19
	<b>v. Detroit Mercy</b>	<b>12/21/22</b>
	<b>at South Florida</b>	<b>1/18/23</b>
	<b>v. Morehead State</b>	<b>11/8/24</b>

## Fewest Personal Fouls

<b>5</b>	<b>v. Chaminade</b>	<b>11/7/22</b>
	v. Southern Miss	1985-86
	v. VCU	2014-15
<b>6</b>	<b>v. Nicholls</b>	<b>2024-25</b>
	<b>v. Kansas</b>	<b>2024-25</b>
7	v. multiple opponents	

Fewest Records begin with 1946-47



Leonard Stokes scored 31 points while Cincinnati set a school record, making 42 free throws in a 101-80 win over Louisville on Feb. 21, 2003.

SINGLE-GAME INDIVIDUAL RECORDS

Minutes Played

73	Bobby Austin v. Bradley	1981-82
64	Dwight Jones v. Bradley	1981-82
63	Junior Johnson v. Bradley	1981-82
	Mike Williams v. Bradley	1981-82
60	David Kennedy v. Memphis	1980-81
56	Troy Caupain vs. UConn	2015-16

Points

62	Oscar Robertson v. North Texas	1959-60
56	Oscar v. Seton Hall	1957-58
	Oscar Robertson v. Arkansas	1957-58
50	Oscar Robertson v. St. Louis	1957-58
	Oscar Robertson v. Wich. State	1957-58
	Oscar Robertson v. Iowa	1959-60

Field Goals Made

23	Oscar Robertson v. N. Texas St.	1959-60
22	Oscar Robertson v. Seton Hall	1957-58
21	Oscar Roberston v. Arkansas	1957-58
19	Larry Imburgia v. Cedarville	1950-51
	Oscar Robertson v. Kansas	1959-60

Field Goals Attempted

36	Oscar Robertson v. Arkansas	1957-58
34	Oscar Robertson v. Miami (OH)	1958-59
33	Jack Twyman v. WKU	1954-55
	Oscar Robertson v. Iowa	1959-60
32	Jack Twyman v. Ball State	1954-55
	Oscar Robertson v. Seton Hall	1957-58
	Oscar Robertson v. Bradley	1959-60
	Oscar Robertson v. Wichita St.	1959-60
	LaZelle Durden v. Wyoming	1994-95

Field Goal Percentage (min. 10 made)

.933	Danny Fortson v. E. Mich. (14-15)	1996-97
.923	George Wilson v. Ohio (12-13)	1962-63
.917	Kenyon Martin v. UNLV (11-12)	1998-99
.909	Erik Martin v. SEMO (10-11)	1992-93
	Eric Hicks v. DePaul (10-11)	2004-05

3-Point Field Goals Made

10	Melvin Levett v. E. Kentucky	1997-98
9	<b>Landers Nolley II vs. Arizona</b>	<b>11/21/22</b>
	LaZelle Durden v. Memphis	1993-94
	Deonta Vaughn v. Wofford	2006-07
	Deonta Vaughn v. C. Carolina	2007-08
8	Nick Van Exel v. Temple	1992-93
	LaZelle Durden v. Temple	1993-94
	LaZelle Durden v. Austin Peay	1993-94
	LaZelle Durden v. Chgo State	1993-94
	LaZelle Durden v. Saint Louis	1993-94
	LaZelle Durden v. Dayton	1993-94
	Melvin Levett v. Oakland	1998-99
	Steve Logan v. Oakland	1998-99
	Field Williams v. Coppin State	2003-04
	Tony Bobbitt v. USF	2003-04
	Deonta Vaughn v. UConn	2007-08
	Sean Kilpatrick v. N.C. A&T	2012-13
	<b>Simas Lukosius v. San Fran.</b>	<b>2023-24</b>

3-Point Field Goals Attempted

20	LaZelle Durden v. Wyoming	1994-95
17	LaZelle Durden v. Temple	1993-94
	LaZelle Durden v. Dayton	1993-94
	Deonta Vaughn v. Wofford	2006-07
16	Darnell Burton v. Miss. State	1995-96
	Melvin Levett v. Oakland	1998-99
	Deonta Vaughn v. USF	2006-07

3-Point Field Goal Percentage (min. 5 made)

1.000	Field Williams v. Louisville (5-5)	2001-02
1.000	Marcus Sikes v. G'town (5-5)	2006-07
1.000	Sean Kilpatrick v. Wright State (5-5)	2010-11
1.000	Justin Jenifer v. SMU (5-5)	2018-19
.833	Darnell Burton v. Xavier (5-6)	1995-96
.800	Field Williams v. Cop. State (8-10)	2003-04
	<b>.800 Simas Lukosius vs. San Fran. (8-10)</b>	<b>3/20/24</b>

Free Throws Made

22	Oscar Robertson v. North Texas	1958-59
20	Oscar Robertson v. Wichita St.	1957-58
19	Deonta Vaughn v. Notre Dame	2008-09
	Oscar Robertson v. St. B'venture	1959-60
18	Oscar Robertson v. Drake	1959-60
	Bobby Brannen v. Minnesota	1997-98

Free Throws Attempted

25	Oscar Robertson v. North Texas St.	1958-59
	Oscar Robertson v. St. Bonaventure	1959-60
22	Deonta Vaughn v. Notre Dame	2008-09
	Oscar Robertson v. Miami (OH)	1957-58
	Jarron Cumberland v. Temple	2019-20
21	Oscar Robertson v. Wichita St.	1957-58
	Chris McNeal v. BGSU	2019-20
20	Oscar Robertson v. New York	1958-59
	Oscar Robertson v. Drake	1959-60
	Bobby Brannen v. Minnesota	1997-98
	Jason Maxiell v. Valparaiso	2003-04

Free Throw Percentage (min. 10 made)

Sean Kilpatrick v. IA State (16-16)	2012-13
Oscar Robertson v. Xavier (14-14)	1957-58
Bobby Brannen v. SOscar Miss. (14-14)	1997-98
Oscar Robertson v. Seton Hall (12-12)	1957-58
Steve Logan v. IA State (12-12)	1999-00
<b>David Delulius v. Houston (12-12)</b>	<b>2021-22</b>
Steve Logan v. USF (11-11)	2000-01
Sean Kilpatrick v. L'ville (11-11)	2013-14
Junior Johnson v. Xavier (10-10)	1982-83
Bobby Brannen v. Morehead (10-10)	1997-98
Steve Logan v. W. Forest (10-10)	2001-02
Eric Hicks v. Louisville (10-10)	2005-06
Yancy Gates v. G'town (10-10)	2010-11

Rebounds

33	Connie Dierking v. Loyola (La.)	1956-57
31	Connie Dierking v. North Texas	1957-58
30	Jack Twyman v. Miami (Ohio)	1954-55
	Connie Dierking v. GW	1955-56

Assists

16	Steve Logan v. Coppin State	2001-02
15	Eddie Lee v. Seton Hall	1978-79
13	Oscar Robertson v. K-State	1958-59
12	Oscar Robertson v. Pacific	1958-59
	Oscar Robertson v. DePaul	1959-60
	Dean Foster v. Wichita State	1965-66
	Eddie Lee v. West Virginia	1978-79
	Eddie Lee v. Florida State	1978-79
	Eddie Lee v. North Carolina	1979-80
	Elinaldo Givens v. S. Florida	1987-88
	David Delulius v. SMU	2020-21
	<b>David Delulius v. ECU</b>	<b>1/11/23</b>

Steals

8	Dick Dallmer v. Xavier	1948-49
	Tony Bobbitt v. Coppin State	2003-04
7	Michael Horton v. Louisville	1997-98
	Cashmere Wright v. Villanova	2011-12
6	Brian Williams v. Kent State	1976-77
	Brian Williams v. St. Joe's (Ind.)	1976-77
	Eddie Lee v. Rutgers	1976-77
	Bobby Austin v. Tulane	1978-79
	Kenneth Henry v. ECU	1985-86
	Ronnie Ellison v. NKU	1987-88
	Ronnie Ellison v. VA Tech	1987-88
	Allen Jackson v. Saint Louis	1991-92
	Terry Nelson v. GA Southern	1992-93
	Erik Martin v. Xavier	1992-93
	Charles Williams v. Howard	1996-97
	Kenyon Martin v. Nicholls State	1998-99
	Deonta Vaughn v. NC State	2006-07
	Cashmere Wright v. Villanova	2011-12
	Sean Kilpatrick v. Ark.-Pine Bluff	2011-12

Blocked Shots

10	Rick Roberson v. Bradley	1966-67
	Jim Ard v. Miami (Ohio)	1968-69

	Kenyon Martin v. DePaul	1997-98
	Kenyon Martin v. Memphis	1999-00
	Eric Hicks v. Marquette	2005-06
8	George Wilson v. Dayton	1963-64
	Kenyon Martin v. Louisville	1997-98
	Eric Hicks v. Xavier	2003-04
	Jason Maxiell v. Houston	2004-05
	<b>Viktor Lakhin v. SMU</b>	<b>1/14/23</b>

Turnovers

11	Dean Foster v. Wichita State	1965-66
10	Derrek Dickey v. Louisville	1971-72
	Dwight Jones v. Augustana	1979-80

TRIPLE DOUBLES

Oscar Robertson v. Pacific (39 points, 23 rebounds, 10 assists)	Dec. 17, 1958
Oscar Robertson v. Miami (Ohio) (43 points, 21 rebounds, 10 assists)	Feb. 17, 1959
Oscar Robertson v. Wichita State (34 points, 14 rebounds, 11 assists)	Feb. 21, 1959
Oscar Robertson v. Kansas State (24 points, 17 rebounds, 13 assists)	Mar. 14, 1959
Oscar Robertson v. Louisville (39 points, 17 rebounds, 10 assists)	Mar. 21, 1959
Oscar Robertson v. Indiana State (45 points, 23 rebounds, 10 assists)	Dec. 1, 1959
Oscar Robertson v. Bradley (42 points, 22 rebounds, 10 assists)	Dec. 22, 1959
Oscar Robertson v. N. Texas State (16 points, 11 rebounds, 11 assists)	Feb. 8, 1960
Oscar Robertson v. California (18 points, 10 rebounds, 10 assists)	Mar. 18, 1960
Oscar Robertson v. New York (32 points, 14 rebounds, 11 assists)	Mar. 19, 1960
Rick Roberson v. Bradley (16 points, 10 rebounds, 10 blocks)	Jan. 17, 1967
Kenyon Martin v. DePaul (24 points, 23 rebounds, 10 blocks)	Feb. 21, 1997
Kenyon Martin v. Memphis (28 points, 13 rebounds, 10 blocks)	Jan. 19, 2000
Kenny Satterfield v. Tulane (12 points, 11 rebounds, 10 assists)	Jan. 29, 2001
Eric Hicks v. Marquette (22 points, 12 rebounds, 10 blocks)	Jan. 7, 2006

Triple Double Leaders

Oscar Robertson	10
Kenyon Martin	2
Eric Hicks	1
Rick Roberson	1
Kenny Satterfield	1





# 2024-25 Cincinnati Men's Basketball Combined Team Statistics All games

Page 1/1  
as of Feb 09, 2025

## Game Records

Record	Overall	Home	Away	Neutral
ALL GAMES	14-9	9-4	4-5	1-0
CONFERENCE	4-8	2-4	2-4	0-0
NON-CONFERENCE	10-1	7-0	2-1	1-0

## Score by Periods

Team	1st	2nd	OT	TOT
Cincinnati	782	865	0	1647
Opponents	710	762	0	1472

## Team Box Score

No.	Player				Total		3-Point		F-Throw		Rebounds											
		GP-GS	MIN	AVG	FG-FGA	FG%	3FG-3FGA	3FG%	FT-FTA	FT%	OFF	DEF	TOT	AVG	PF	DQ	A	TO	BLK	STL	PTS	AVG
41	LUKOSIUS, Simas	23-23	641:09	27.9	90-225	.400	50-140	.357	34-42	.810	19	54	73	3.2	21	0	55	32	0	22	264	11.5
2	JAMES, Jizzle	23-23	590:33	25.7	103-241	.427	25-84	.298	24-34	.706	10	63	73	3.2	40	0	89	37	10	21	255	11.1
23	MITCHELL, Dillon	23-23	642:13	27.9	107-174	.615	6-26	.231	22-54	.407	39	109	148	6.4	37	0	35	24	17	34	242	10.5
0	SKILLINGS JR., Dan	17-13	416:52	24.5	65-152	.428	18-58	.310	25-39	.641	30	33	63	3.7	30	0	25	23	11	19	173	10.2
1	THOMAS, Day Day	20-3	457:27	22.9	62-155	.400	21-55	.382	19-25	.760	15	38	53	2.7	37	0	49	30	4	25	164	8.2
55	BANDAOGO, Aziz	23-23	572:11	24.9	72-108	.667	0-0	.000	38-59	.644	56	77	133	5.8	41	0	17	26	32	14	182	7.9
22	PAGE, Arrinten	23-0	264:48	11.5	39-78	.500	4-9	.444	26-41	.634	27	42	69	3.0	31	1	11	21	15	10	108	4.7
8	HICKMAN, Connor	13-7	257:23	19.8	23-62	.371	9-35	.257	1-2	.500	3	29	32	2.5	13	0	15	8	1	8	56	4.3
14	BETSEY, Tyler	22-0	273:47	12.4	32-86	.372	21-63	.333	4-9	.444	13	26	39	1.8	20	0	7	6	4	1	89	4.0
10	REED, Josh	21-0	252:38	12.0	21-55	.382	6-25	.240	15-17	.882	12	27	39	1.9	23	1	15	6	7	13	63	3.0
3	GRIFFITH, Rayvon	12-0	69:44	5.8	7-22	.318	2-11	.182	7-7	1.000	4	5	9	0.8	11	0	4	1	2	0	23	1.9
5	FREDRICK, CJ	14-0	145:42	10.4	7-20	.350	7-16	.438	4-6	.667	0	10	10	0.7	5	0	7	2	1	2	25	1.8
65	DZELLAT, Halvine	7-0	15:34	2.2	0-2	.000	0-0	.000	3-4	.750	1	2	3	0.4	3	0	0	0	1	1	3	0.4
Team											34	31	65					15				
Total		23	4600		628-1380	.455	169-522	.324	222-339	.655	263	546	809	35.2	312	2	329	231	105	170	1647	71.6
Opponents		23	4600		541-1305	.415	139-445	.312	251-332	.756	226	531	757	32.9	333	5	264	296	72	128	1472	64.0

## Team Statistics

	UC	OPP
Scoring	1647	1472
Points per game	71.6	64.0
Scoring margin	+7.6	-
Field goals-att	628-1380	541-1305
Field goal pct	.455	.415
3 point fg-att	169-522	139-445
3-point FG pct	.324	.312
3-pt FG made per game	7.3	6.0
Free throws-att	222-339	251-332
Free throw pct	.655	.756
F-Throws made per game	9.7	10.9
Rebounds	809	757
Rebounds per game	35.2	32.9
Rebounding margin	+2.3	-
Assists	329	264
Assists per game	14.3	11.5
Turnovers	231	296
Turnovers per game	10.0	12.9
Turnover margin	+2.8	-
Assist/turnover ratio	1.4	0.9
Steals	170	128
Steals per game	7.4	5.6
Blocks	105	72
Blocks per game	4.6	3.1
Winning streak	2	-
Home win streak	1	-
Attendance	145356	75476
Home games-Avg/Game	13-11181	9-8386
Neutral site-Avg/Game	-	1-15107

## Team Results

Date	Opponent		Score	Att.
11/04/2024	Ark.-Pine Bluff	W	109-54	10290
11/08/2024	Morehead St.	W	83-56	10604
11/15/2024	Nicholls	W	86-49	10485
11/19/2024	at Northern Ky.	W	76-60	7485
11/23/2024	at Georgia Tech	W	81-58	4970
11/27/2024	Alabama St.	W	77-59	10970
12/03/2024	at Villanova	L	60-68	6501
12/08/2024	Howard	W	84-67	10913
12/14/2024	Xavier	W	68-65	12513
12/20/2024	vs Dayton	W	66-59	15107
12/22/2024	Grambling	W	84-49	11175
12/30/2024	at Kansas St.	L	67-70	9970
01/04/2025	Arizona	L	67-72	11212
01/07/2025	at Baylor	L	48-68	7500
01/11/2025	Kansas	L	40-54	12012
01/15/2025	at Colorado	W	68-62	6576
01/18/2025	Arizona St.	W	67-60	11090
01/21/2025	Texas Tech	L	71-81	10790
01/25/2025	at BYU	L	52-80	17483
01/28/2025	at Utah	L	66-69	7570
02/02/2025	West Virginia	L	50-63	11085
02/05/2025	at UCF	W	93-83	7421
02/08/2025	BYU	W	84-66	12217



# 2024-25 Cincinnati Men's Basketball Combined Team Statistics In Conference games

Page 1/1  
as of Feb 09, 2025

## Game Records

Record	Overall	Home	Away	Neutral
ALL GAMES	4-8	2-4	2-4	0-0
CONFERENCE	4-8	2-4	2-4	0-0
NON-CONFERENCE	0-0	0-0	0-0	0-0

## Score by Periods

Team	1st	2nd	OT	TOT
Cincinnati	369	404	0	773
Opponents	406	422	0	828

## Team Box Score

No.	Player				Total		3-Point		F-Throw		Rebounds															
		GP-GS	MIN	AVG	FG-FGA	FG%	3FG-3FGA	3FG%	FT-FTA	FT%	OFF	DEF	TOT	AVG	PF	DQ	A	TO	BLK	STL	PTS	AVG				
2	JAMES, Jizzle	12-12	297:37	24.8	48-121	.397	10-40	.250	17-23	.739	2	30	32	2.7	22	0	32	20	2	9	123	10.3				
0	SKILLINGS JR., Dan	12-9	304:07	25.3	46-105	.438	15-43	.349	15-28	.536	18	20	38	3.2	21	0	12	17	5	11	122	10.2				
23	MITCHELL, Dillon	12-12	353:28	29.5	50-92	.543	3-15	.200	14-27	.519	17	49	66	5.5	20	0	18	14	11	15	117	9.8				
1	THOMAS, Day Day	12-3	313:24	26.1	44-105	.419	10-30	.333	5-7	.714	9	22	31	2.6	24	0	33	18	3	15	103	8.6				
41	LUKOSIUS, Simas	12-12	328:09	27.3	31-101	.307	17-62	.274	21-26	.808	5	31	36	3.0	11	0	22	16	0	13	100	8.3				
55	BANDAOGO, Aziz	12-12	309:40	25.8	31-49	.633	0-0	.000	14-26	.538	30	45	75	6.3	26	0	5	19	12	8	76	6.3				
10	REED, Josh	11-0	132:28	12.0	11-30	.367	3-13	.231	11-11	1.000	4	12	16	1.5	15	1	9	3	5	11	36	3.3				
14	BETSEY, Tyler	11-0	110:48	10.1	13-37	.351	7-28	.250	1-2	.500	3	6	9	0.8	8	0	1	1	1	0	34	3.1				
22	PAGE, Arrinten	12-0	112:39	9.4	14-33	.424	2-5	.400	7-11	.636	13	15	28	2.3	9	0	6	11	5	5	37	3.1				
3	GRIFFITH, Rayvon	5-0	20:43	4.1	4-7	.571	1-2	.500	2-2	1.000	1	2	3	0.6	2	0	2	0	0	0	11	2.2				
5	FREDRICK, CJ	8-0	85:21	10.7	4-12	.333	4-9	.444	2-3	.667	0	8	8	1.0	5	0	4	2	1	1	14	1.8				
8	HICKMAN, Connor	3-0	31:36	10.5	0-6	.000	0-3	.000	0-0	.000	0	2	2	0.7	3	0	1	0	0	1	0	0.0				
Team											20	20	40					7								
Total		12	2400		296-698	.424	72-250	.288	109-166	.657	122	262	384	32.0	166	1	145	128	45	89	773	64.4				
Opponents		12	2400		305-675	.452	83-241	.344	135-178	.758	114	302	416	34.7	165	1	151	152	47	68	828	69.0				

## Team Statistics

	UC	OPP
Scoring	773	828
Points per game	64.4	69.0
Scoring margin	-4.6	-
Field goals-att	296-698	305-675
Field goal pct	.424	.452
3 point fg-att	72-250	83-241
3-point FG pct	.288	.344
3-pt FG made per game	6.0	6.9
Free throws-att	109-166	135-178
Free throw pct	.657	.758
F-Throws made per game	9.1	11.3
Rebounds	384	416
Rebounds per game	32.0	34.7
Rebounding margin	-2.7	-
Assists	145	151
Assists per game	12.1	12.6
Turnovers	128	152
Turnovers per game	10.7	12.7
Turnover margin	+2.0	-
Assist/turnover ratio	1.1	1.0
Steals	89	68
Steals per game	7.4	5.7
Blocks	45	47
Blocks per game	3.8	3.9
Winning streak	2	-
Home win streak	1	-
Attendance	68406	56520
Home games-Avg/Game	6-11401	6-9420
Neutral site-Avg/Game	-	0-0

## Team Results

Date	Opponent		Score	Att.
12/30/2024	at Kansas St.	L	67-70	9970
01/04/2025	Arizona	L	67-72	11212
01/07/2025	at Baylor	L	48-68	7500
01/11/2025	Kansas	L	40-54	12012
01/15/2025	at Colorado	W	68-62	6576
01/18/2025	Arizona St.	W	67-60	11090
01/21/2025	Texas Tech	L	71-81	10790
01/25/2025	at BYU	L	52-80	17483
01/28/2025	at Utah	L	66-69	7570
02/02/2025	West Virginia	L	50-63	11085
02/05/2025	at UCF	W	93-83	7421
02/08/2025	BYU	W	84-66	12217



2024-25 Cincinnati Men's Basketball  
Team Game-by-Game  
All games

Page 1/1  
as of Feb 09, 2025

				Total		3-Pointers		Free throws		Rebounds											
Opponent	Date	Score		FG-FGA	PCT	3FG-3FGA	PCT	FT-FTA	PCT	OFF	DEF	TOT	AVG	PF	A	TO	BLK	STL	PTS	AVG	
Ark.-Pine Bluff	11/04/2024	109-54	W	42-72	.583	12-24	.500	13-23	.565	17	31	48	48.0	12	27	9	7	10	109	109.0	
Morehead St.	11/08/2024	83-56	W	33-55	.600	6-16	.375	11-15	.733	5	25	30	39.0	14	18	4	5	3	83	96.0	
Nicholls	11/15/2024	86-49	W	33-61	.541	11-27	.407	9-14	.643	15	31	46	41.3	6	18	12	14	6	86	92.7	
at Northern Ky.	11/19/2024	76-60	W	31-58	.534	11-22	.500	3-6	.500	6	21	27	37.8	10	19	10	6	10	76	88.5	
at Georgia Tech	11/23/2024	81-58	W	32-62	.516	9-22	.409	8-12	.667	9	27	36	37.4	20	16	12	5	4	81	87.0	
Alabama St.	11/27/2024	77-59	W	31-69	.449	10-31	.323	5-12	.417	15	37	52	39.8	10	16	10	5	6	77	85.3	
at Villanova	12/03/2024	60-68	L	23-60	.383	8-26	.308	6-11	.545	13	20	33	38.9	15	10	6	0	6	60	81.7	
Howard	12/08/2024	84-67	W	34-64	.531	8-23	.348	8-13	.615	14	23	37	38.6	12	19	13	2	9	84	82.0	
Xavier	12/14/2024	68-65	W	22-58	.379	5-20	.250	19-26	.731	12	24	36	38.3	16	13	10	4	9	68	80.4	
vs Dayton	12/20/2024	66-59	W	21-58	.362	8-29	.276	16-21	.762	17	21	38	38.3	16	11	11	6	9	66	79.0	
Grambling	12/22/2024	84-49	W	30-65	.462	9-32	.281	15-20	.750	18	24	42	38.6	15	17	6	6	9	84	79.5	
at Kansas St.	12/30/2024	67-70	L	28-60	.467	7-19	.368	4-7	.571	10	26	36	38.4	16	11	15	2	8	67	78.4	
Arizona	01/04/2025	67-72	L	25-64	.391	5-25	.200	12-23	.522	17	22	39	38.5	18	11	11	3	5	67	77.5	
at Baylor	01/07/2025	48-68	L	17-49	.347	8-23	.348	6-12	.500	12	15	27	37.6	12	11	15	6	4	48	75.4	
Kansas	01/11/2025	40-54	L	18-59	.305	3-22	.136	1-2	.500	12	30	42	37.9	6	8	12	4	7	40	73.1	
at Colorado	01/15/2025	68-62	W	22-60	.367	8-23	.348	16-21	.762	10	27	37	37.9	19	10	10	3	11	68	72.8	
Arizona St.	01/18/2025	67-60	W	25-60	.417	5-22	.227	12-16	.750	9	24	33	37.6	15	12	7	8	11	67	72.4	
Texas Tech	01/21/2025	71-81	L	27-52	.519	3-14	.214	14-19	.737	3	24	27	37.0	13	14	8	3	4	71	72.3	
at BYU	01/25/2025	52-80	L	23-61	.377	5-28	.179	1-4	.250	13	15	28	36.5	15	11	9	3	6	52	71.3	
at Utah	01/28/2025	66-69	L	22-56	.393	8-22	.364	14-22	.636	6	17	23	35.9	17	11	6	5	12	66	71.0	
West Virginia	02/02/2025	50-63	L	17-54	.315	5-16	.313	11-12	.917	12	21	33	35.7	9	11	14	1	8	50	70.0	
at UCF	02/05/2025	93-83	W	38-65	.585	5-16	.313	12-19	.632	7	20	27	35.3	18	18	10	4	9	93	71.0	
BYU	02/08/2025	84-66	W	34-58	.586	10-20	.500	6-9	.667	11	21	32	35.2	8	17	11	3	4	84	71.6	
Total		1647		628-1380	.455	169-522	.324	222-339	.655	263	546	809	35.2	312	329	231	105	170	1647	71.6	
Opponents		1472		541-1305	.415	139-445	.312	251-332	.756	226	531	757	32.9	333	264	296	72	128	1472	64.0	

Cincinnati Averages

Games Played	Points/game	FG Pct	3FG Pct	FT Pct	Rebounds/game	Assists/game	Turnovers/game	Assist/Turnover ratio	Steals/game	Blocks/game
23	71.6	45.5	32.4	65.5	35.2	14.3	10.0	1.4	7.4	4.6





# 2024-25 Cincinnati Men's Basketball Opponents Game-by-Game All games

Page 1/1  
as of Feb 09, 2025

				Total		3-Pointers		Free throws		Rebounds											
Opponent	Date	Score		FG-FGA	PCT	3FG-3FGA	PCT	FT-FTA	PCT	OFF	DEF	TOT	AVG	PF	A	TO	BLK	STL	PTS	AVG	
Ark.-Pine Bluff	11/04/2024	109-54	W	20-59	.339	5-19	.263	9-14	.643	8	17	25	25.0	20	7	17	2	5	54	54.0	
Morehead St.	11/08/2024	83-56	W	20-56	.357	4-14	.286	12-18	.667	11	19	30	27.5	12	11	10	2	1	56	55.0	
Nicholls	11/15/2024	86-49	W	21-69	.304	4-18	.222	3-7	.429	17	15	32	29.0	13	11	11	4	8	49	53.0	
at Northern Ky.	11/19/2024	76-60	W	26-61	.426	4-14	.286	4-8	.500	15	21	36	30.8	10	9	15	0	6	60	54.8	
at Georgia Tech	11/23/2024	81-58	W	21-59	.356	5-20	.250	11-20	.550	12	17	29	30.4	14	8	12	1	5	58	55.4	
Alabama St.	11/27/2024	77-59	W	20-66	.303	7-30	.233	12-14	.857	9	26	35	31.2	11	12	7	3	8	59	56.0	
at Villanova	12/03/2024	60-68	L	23-47	.489	8-20	.400	14-17	.824	6	26	32	31.3	14	11	9	6	1	68	57.7	
Howard	12/08/2024	84-67	W	26-54	.481	6-18	.333	9-9	1.000	5	18	23	30.3	17	13	16	1	9	67	58.9	
Xavier	12/14/2024	68-65	W	22-58	.379	6-19	.316	15-17	.882	9	28	37	31.0	20	13	14	0	7	65	59.6	
vs Dayton	12/20/2024	66-59	W	20-51	.392	5-18	.278	14-15	.933	10	22	32	31.1	16	8	17	3	6	59	59.5	
Grambling	12/22/2024	84-49	W	17-50	.340	2-14	.143	13-15	.867	10	20	30	31.0	21	10	16	3	4	49	58.5	
at Kansas St.	12/30/2024	67-70	L	24-55	.436	6-20	.300	16-20	.800	7	23	30	30.9	8	14	11	2	7	70	59.5	
Arizona	01/04/2025	67-72	L	23-53	.434	5-14	.357	21-27	.778	8	26	34	31.2	17	8	12	6	5	72	60.5	
at Baylor	01/07/2025	48-68	L	27-54	.500	5-14	.357	9-11	.818	8	21	29	31.0	13	12	11	2	6	68	61.0	
Kansas	01/11/2025	40-54	L	24-68	.353	2-21	.095	4-5	.800	15	29	44	31.9	6	12	7	2	5	54	60.5	
at Colorado	01/15/2025	68-62	W	23-56	.411	3-13	.231	13-21	.619	10	31	41	32.4	18	8	15	9	7	62	60.6	
Arizona St.	01/18/2025	67-60	W	22-62	.355	6-22	.273	10-13	.769	16	26	42	33.0	15	9	14	5	4	60	60.6	
Texas Tech	01/21/2025	71-81	L	27-60	.450	12-31	.387	15-18	.833	10	24	34	33.1	16	13	8	1	6	81	61.7	
at BYU	01/25/2025	52-80	L	28-49	.571	15-24	.625	9-11	.818	7	27	34	33.1	8	18	14	1	7	80	62.7	
at Utah	01/28/2025	66-69	L	26-49	.531	5-13	.385	12-17	.706	8	33	41	33.5	19	16	19	6	4	69	63.0	
West Virginia	02/02/2025	50-63	L	25-51	.490	9-18	.500	4-6	.667	5	26	31	33.4	15	14	13	7	12	63	63.0	
at UCF	02/05/2025	93-83	W	32-67	.478	5-22	.227	14-18	.778	17	22	39	33.6	18	13	16	4	3	83	63.9	
BYU	02/08/2025	84-66	W	24-51	.471	10-29	.345	8-11	.727	3	14	17	32.9	12	14	12	2	2	66	64.0	
Total		1472		541-1305	.415	139-445	.312	251-332	.756	226	531	757	32.9	333	264	296	72	128	1472	64.0	
Cincinnati		1647		628-1380	.455	169-522	.324	222-339	.655	263	546	809	35.2	312	329	231	105	170	1647	71.6	

## Opponents Averages

Games Played	Points/game	FG Pct	3FG Pct	FT Pct	Rebounds/game	Assists/game	Turnovers/game	Assist/Turnover ratio	Steals/game	Blocks/game
23	64.0	41.5	31.2	75.6	32.9	11.5	12.9	0.9	5.6	3.1