

CINCINNATI BASKETBALL

2 NATIONAL TITLES • 6 FINAL FOURS • 8 ELITE EIGHTS • 10 SWEET SIXTEENS • 32 NCAA TOURNAMENTS • 40 CONFERENCE CHAMPIONSHIPS

2017-18 AMERICAN ATHLETIC CONFERENCE REGULAR-SEASON AND TOURNAMENT CHAMPIONS

GAME 2

NORTH CAROLINA CENTRAL (0-1) AT RV/RV CINCINNATI (0-1)

Tuesday, Nov. 13 • 7 p.m. (ET) • Fifth Third Arena • Cincinnati, Ohio

GAME AT A GLANCE

SERIES INFO: Cincinnati leads 2-0 overall; Cincinnati leads 2-0 in Cincinnati

LAST MEETING: Cincinnati won 59-50 on Nov. 25, 2014 at Fifth Third Arena in Cincinnati

STREAK: Cincinnati - Won last 2

COACHES: **Mick Cronin** is in his 13th season at Cincinnati (268-141); 16th season overall (327-165)

LeVelle Moton is in his 10th season at North Carolina Central (171-120); 10th season overall (171-120)

AP/USA TODAY RANKINGS (PRESEASON): Cincinnati (RV/RV); North Carolina Central (-/-)

RADIO: 700 WLW; **Dan Hoard** provides play-by-play with color analyst **Kevin Johnson**

TV: FOX Sports Ohio/ESPN3; **Tom Gelehrter** provides play-by-play with color analyst **Terry Nelson**

JOIN THE CONVERSATION (TWITTER, FACEBOOK & INSTAGRAM): @GoBearsMBB or GoBearsMBB

CINCINNATI PROBABLE STARTERS

NO.	NAME	POS.	HT.	WT.	CL.-EXP.	HOMETOWN	GP-GS	PPG	RPG	APG	MIN
3	Justin Jenifer	G	5-10	175	Sr.-3L	Baltimore, Md.	1-1	5.0	2.0	5.0	27.0
15	Cane Broome	G	6-0	165	Sr.-1L	East Hartford, Conn.	1-1	5.0	2.0	2.0	28.0
34	Jarron Cumberland	G	6-5	205	Jr.-2L	Wilmington, Ohio	1-1	22.0	2.0	2.0	23.0
13	Trevon Scott	F	6-8	225	R-Jr.-2L	Townsend, Ga.	1-1	8.0	6.0	2.0^	29.0
33	Nysier Brooks	C	6-11	240	Jr.-2L	Philadelphia, Pa.	1-1	7.0	6.0	2.0^	24.0
OFF THE BENCH											
5	Trevor Moore	G	6-5	195	So.-1L	Houston, Texas	1-0	2.0	2.0	1.0*	18.0
10	Rashawn Fredericks	G/F	6-5	200	Jr.-Tr.	St. Croix, Virgin Islands	1-0	1.0	2.0	0.0	14.0
2	Keith Williams	G	6-5	210	So.-1L	Brooklyn, N.Y.	1-0	4.0	3.0	1.0*	13.0
0	Logan Johnson	G	6-2	175	Fr.-HS	Mountain View, Calif.	1-0	2.0	0.0	2.0^	10.0
22	Eliel Nsoseme	F/C	6-9	225	So.-1L	Kinshasa, Congo	1-0	0.0	6.0	1.0	14.0
11	LaQuill Hardnett	F	6-8	210	Fr.-HS	Philadelphia, Pa.	-	17.0#	10.0#	4.0#	-
20	Mamoudou Diarra	F	6-9	215	R-Fr.-HS	Bamako, Mali	7-0@	2.9@	1.9@	0.7^@	6.6@
24	Prince Gillam Toyambi	F	6-7	225	Fr.-HS	Kinshasa, Congo	-	17.4#	9.7#	1.3*#	-
31	Sam Martin #	G	5-10	170	So.-1L	Cincinnati, Ohio	10-0@	0.2@	0.1@	0.2@	1.9@
32	John Koz #	G	6-1	200	Jr.-2L	Cleveland, Ohio	8-0@	0.3@	0.3@	0.1@	1.3@

Starters listed based on last game; #-Statistics from high school senior year;

@-Statistics from 2017-18 season at Cincinnati; o-Statistics from 2018 summer AAU; ^-Blocks; *-Steals

CINCINNATI STORYLINES

- » Cincinnati plays the first of four games in the Emerald Coast Classic on Tuesday when it plays host to North Carolina Central. The Bearcats also welcome Western Michigan to Fifth Third Arena on Nov. 19 as part of the event.
- » The final two games of the tournament will take place in Niceville, Fla., Nov. 23-24. The Bearcats will face George Mason on Nov. 23 before battling either Baylor or Ole Miss on Nov. 24.
- » The Bearcats finished as runners up in the 2014 Emerald Coast Classic, falling to Ole Miss 66-54 on Nov. 29.
- » **Jarron Cumberland** led Cincinnati with a game-high 22 points in the season-opening loss to Ohio State on Nov. 7. He led UC in scoring, averaging 13.1 points with a team-high 23 three-pointers and 44 assists over the last 12 games of 2017-18.
- » Cumberland was named a preseason first team all-conference selection by the league's coaches at AAC Media Day in October.
- » Cumberland also has been named to the Jerry West Shooting Guard of the Year preseason watch list.
- » Only two Bearcats starters against Ohio State had recorded more than three career starts at Cincinnati prior to the 2018-19 season opener: Cumberland (36) and Justin Jenifer (33).
- » Cincinnati is one of four programs to win 30 or more games each of the past two seasons. Its 61 victories since the start of 2016-17 ranked behind only Gonzaga (69), Villanova (68) and Kansas (62) entering this season.
- » Cincinnati is one of six schools in the nation to have appeared in the last eight NCAA Tournaments, joining Duke, Gonzaga, Kansas, Michigan State and North Carolina.

2018-19 SCHEDULE/RESULTS

Day/Date	Opponent	TV	Time/Result
Thurs./Nov. 1	Tusculum (Exhibition)	Bearcats TV	W, 68-41
Wed./Nov. 7	Ohio State	ESPN2	L, 56-64
Tues./Nov. 13	North Carolina Central-1	FOX Sports Ohio	7 p.m.
Fri./Nov. 16	Milwaukee	ESPN3	7 p.m.
Mon./Nov. 19	Western Michigan-1	ESPN3	7 p.m.

EMERALD COAST CLASSIC (Niceville, Fla.)

Fri./Nov. 23	vs. George Mason-2	CBS Sports Network	7 p.m.
Sat./Nov. 24	vs. Baylor or Ole Miss-2	TBA	4 or 7 p.m.

Tues./Nov. 27	Arkansas-Pine Bluff	FOX Sports Ohio	7 p.m.
Sat./Dec. 1	at UNLV	CBS Sports Network	6 p.m.
Tues./Dec. 4	NKU	FOX Sports Ohio	7 p.m.
Sat./Dec. 8	Xavier-3	ESPN2	2 p.m.
Sat./Dec. 15	at Mississippi State	SEC Network	8:30 p.m.
Wed./Dec. 19	UCLA	ESPN2	9 p.m.
Sat./Dec. 22	South Carolina State	FOX Sports Ohio	2 p.m.
Wed./Jan. 2	Tulane •	CBS Sports Network	6:30 p.m.
Sat./Jan. 5	at ECU •	CBS Sports Network	1 p.m.
Thurs./Jan. 10	at Tulsa •	ESPN/ESPN2	7 p.m.
Sat./Jan. 12	UConn •	ESPN2/ESPNU	8 p.m.
Tues./Jan. 15	USF •	ESPNNews	7 p.m.
Sat./Jan. 19	at Wichita State •	CBS	2 p.m.
Thurs./Jan. 24	Tulsa •	ESPN/ESPN2	7 p.m.
Sun./Jan. 27	at Temple •	CBS Sports Network	Noon
Sat./Feb. 2	SMU •	CBS Sports Network	8 p.m.
Thurs./Feb. 7	at Memphis •	ESPN/ESPN2	7 p.m.
Sun./Feb. 10	at Houston •	ESPN	4 p.m.
Sun./Feb. 17	Wichita State •	ESPN	1 p.m.
Thurs./Feb. 21	UCF •	ESPN/ESPN2	7 p.m.
Sun./Feb. 24	at UConn •	ESPN	2 p.m.
Wed./Feb. 27	at SMU •	CBS Sports Network	9 p.m.
Sat./Mar. 2	Memphis •	ESPN2/ESPNU	8 p.m.
Thurs./Mar. 7	at UCF •	ESPN/ESPN2	7 p.m.
Sun./Mar. 10	Houston •	CBS	Noon

AMERICAN CHAMPIONSHIP

Mar. 14-17	TBA-4	ESPN Networks	TBA
------------	-------	---------------	-----

NCAA CHAMPIONSHIP

Mar. 19-20	First Four-5	Turner	TBA
Mar. 21-24	First & Second Rounds-6	CBS/Turner	TBA
Mar. 28-31	Regional Semifinals & Finals-7	CBS/Turner	TBA
Apr. 6-8	Final Four & Championship-8	CBS/Turner	TBA

Notes: All times listed are Eastern and subject to change. Home games in **boldface**. (*) - Denotes American Athletic Conference game.

Key: ESPN/ESPN2 or ESPN2/ESPNU - Game times and/or television network information will be announced about two weeks prior.

1-Emerald Coast Classic (campus sites); 2-Emerald Coast Classic (The Arena at Northwest Florida State College); 3-Skyline Chili Crosstown Shootout; 4-American Championship (FedEx Forum); 5-NCAA Championship First Four site: Dayton, Ohio (University of Dayton Arena); 6-NCAA Championship First and Second Round sites: Hartford, Conn. (XL Center); Salt Lake City, Utah (Vivint Smart Memorial Arena); Des Moines, Iowa (Wells Fargo Arena); Jacksonville, Fla. (Jacksonville Veterans Memorial Arena); Tulsa, Okla. (BOK Center); Columbus, Ohio (Nationwide Arena); Columbia, S.C. (Colonial Life Arena); San Jose, Calif. (SAP Center); 7-NCAA Championship Regional sites: Louisville, Ky. (KFC Yum! Center); Anaheim, Calif. (Honda Center); Washington, D.C. (Capitol One Arena); Kansas City, Mo. (Sprint Center); 8-NCAA Championship Final Four site: Minneapolis, Minn. (U.S. Bank Stadium).

2018-19 CINCINNATI NUMERICAL ROSTER

NO.	NAME	POS.	HT.	WT.	CLASS	EXP.	HOMETOWN/LAST SCHOOL
0	Logan Johnson	G	6-2	175	Fr.	HS	Mountain View, Calif./Saint Francis HS
2	Keith Williams	G	6-5	210	So.	1L	Brooklyn, N.Y./Bishop Loughlin Memorial
3	Justin Jenifer	G	5-10	175	Sr.	3L	Baltimore, Md./Milford Mill Academy
5	Trevor Moore	G	6-5	195	So.	1L	Houston, Texas/South Kent Prep (Conn.)
10	Rashawn Fredericks	G/F	6-5	200	Jr.	Tr.	St. Croix, Virgin Islands/Motlow State CC
11	LaQuill Hardnett	F	6-8	210	Fr.	HS	Philadelphia, Pa./Perry Hall HS
13	Trevon Scott	F	6-8	225	R-Jr.	2L	Townsend, Ga./McIntosh County Academy
15	Cane Broome	G	6-0	165	Sr.	1L	East Hartford, Conn./Sacred Heart
20	Mamoudou Diarra	F	6-9	215	R-Fr.	HS	Bamako, Mali/22 Feet Academy (S.C.)
22	Eliel Nsoseme	F/C	6-9	225	So.	1L	Kinshasa, Congo/RISE Centre Academy (Ontario, Canada)
24	Prince Gillam Toyambi	F	6-7	225	Fr.	HS	Kinshasa, Congo/Fresno HS (Calif.)
31	Sam Martin #	G	5-10	170	So.	1L	Cincinnati, Ohio/Summit Country Day
32	John Koz #	G	6-1	200	Jr.	2L	Cleveland, Ohio/Bay HS
33	Nysier Brooks	C	6-11	240	Jr.	2L	Philadelphia, Pa./Advanced Prep International (Texas)
34	Jarron Cumberland	G	6-5	205	Jr.	2L	Wilmington, Ohio/Wilmington HS

2018-19 CINCINNATI ALPHABETICAL ROSTER

NO.	NAME	POS.	HT.	WT.	CLASS	EXP.	HOMETOWN/LAST SCHOOL
33	Nysier Brooks	C	6-11	240	Jr.	2L	Philadelphia, Pa./Advanced Prep International (Texas)
15	Cane Broome	G	6-0	165	Sr.	1L	East Hartford, Conn./Sacred Heart
34	Jarron Cumberland	G	6-5	205	Jr.	2L	Wilmington, Ohio/Wilmington HS
20	Mamoudou Diarra	F	6-9	215	R-Fr.	HS	Bamako, Mali/22 Feet Academy (S.C.)
10	Rashawn Fredericks	G/F	6-5	200	Jr.	Tr.	St. Croix, Virgin Islands/Motlow State CC
11	LaQuill Hardnett	F	6-8	210	Fr.	HS	Philadelphia, Pa./Perry Hall HS
3	Justin Jenifer	G	5-10	175	Sr.	3L	Baltimore, Md./Milford Mill Academy
0	Logan Johnson	G	6-2	175	Fr.	HS	Mountain View, Calif./Saint Francis HS
32	John Koz #	G	6-1	200	Jr.	2L	Cleveland, Ohio/Bay HS
31	Sam Martin #	G	5-10	170	So.	1L	Cincinnati, Ohio/Summit Country Day
5	Trevor Moore	G	6-5	195	So.	1L	Houston, Texas/South Kent Prep (Conn.)
22	Eliel Nsoseme	F/C	6-9	225	So.	1L	Kinshasa, Congo/RISE Centre Academy (Ontario, Canada)
13	Trevon Scott	F	6-8	225	R-Jr.	2L	Townsend, Ga./McIntosh County Academy
24	Prince Gillam Toyambi	F	6-7	225	Fr.	HS	Kinshasa, Congo/Fresno HS (Calif.)
2	Keith Williams	G	6-5	210	So.	1L	Brooklyn, N.Y./Bishop Loughlin Memorial

- Walk-on

COACHING & SUPPORT STAFF

Head Coach: Mick Cronin (13th season at UC; 16th season overall)
Associate Head Coach: Darren Savino
Assistant Coaches: Antwon Jackson, Greg Youncofski
Assistant to the Head Coach: Mark Berger
Director of Student-Athlete Development: T.J. Wolf
Program Assistant: JaQuon Parker

Senior Associate AD/Medical Services: Bob Mangine
Director of Sports Performance: Mike Rehfeldt
Assistant Director of Equipment: Andy Frigge

PRONUNCIATION

NYSIER Brooks	nah-SEER
JARRON Cumberland	JAIR-in
MAMOUDOU DIARRA	MAMA-doo DEE-are-eh
John KOZ	rhymes with nose
ELIEL NSOSEME	A-lee-el SO-semeH
TREVON Scott	TREY-vaughn
Prince Gillam TOYAMBI	toy-YAHM-bee

ROSTER INFORMATION

By State/Country

California	(1) Logan Johnson
Connecticut	(1) Cane Broome
Democratic Republic of Congo	(2) Eliel Nsoseme, Prince Gillam Toyambi
Georgia	(1) Trevon Scott
Mali	(1) Mamoudou Diarra
Maryland	(1) Justin Jenifer
New York	(1) Keith Williams
Ohio	(3) Jarron Cumberland, John Koz, Sam Martin
Pennsylvania	(2) Nysier Brooks, LaQuill Hardnett
Texas	(1) Trevor Moore
Virgin Islands	(1) Rashawn Fredericks

By Class

True Freshmen	(3) LaQuill Hardnett, Logan Johnson, Prince Gillam Toyambi
R-Freshmen	(1) Mamoudou Diarra
Sophomores	(4) Sam Martin, Trevor Moore, Eliel Nsoseme, Keith Williams
Juniors	(4) Nysier Brooks, Jarron Cumberland, Rashawn Fredericks, John Koz
R-Juniors	(1) Trevon Scott
Seniors	(2) Cane Broome, Justin Jenifer

By Height

6-11	(1) Nysier Brooks
6-9	(2) Mamoudou Diarra, Eliel Nsoseme
6-8	(2) LaQuill Hardnett, Trevon Scott
6-7	(1) Prince Gillam Toyambi
6-5	(4) Jarron Cumberland, Rashawn Fredericks, Trevor Moore, Keith Williams
6-2	(1) Logan Johnson
6-1	(1) John Koz
6-0	(1) Cane Broome
5-10	(2) Justin Jenifer, Sam Martin

CINCINNATI QUICK FACTS

GENERAL INFORMATION

Location	Cincinnati, Ohio 45221
Founded	1819
Enrollment	45,949
Nickname	Bearcats
Colors	Red (PMS: 186) and Black
Arena (Capacity)	Fifth Third Arena (12,012)
Affiliation	NCAA Division I
Conference	American
President	Dr. Neville G. Pinto
Director of Athletics	Mike Bohn
Faculty Representative	Dr. David M. Szymanski
Department of Athletics Phone	(513) 556-4603
Athletics Ticket Office Phone	(877) CATS-TIX

ATHLETIC COMMUNICATIONS

Asst. AD/Primary Basketball Contact	Andre Foushee
Office/Cell Phone	(513) 556-5182/(859) 797-7871
Email Address	Andre.Foushee@uc.edu
Assoc. Director/Secondary Basketball Contact	Alex Ryan
Office/Cell Phone	513-556-0618/(513) 623-9992
Email Address	Alex.Ryan@uc.edu
Press Row Phone	(513) 556-3800
Website	GoBearcats.com
Twitter, Facebook, Instagram	@GoBearcatsMBB or GoBearcatsMBB

BASKETBALL STAFF

Head Coach	Mick Cronin (Cincinnati 1997)
Basketball Office Phone	(513) 556-5847
Associate Head Coach	Darren Savino (Jersey City 1994)
Assistant Coach	Antwon Jackson (Pikeville College 1993)
Assistant Coach	Greg Youncofski (2013)
Assistant to the Head Coach	Mark Berger (Cincinnati 2001)
Dir. of Student-Athlete Development	T.J. Wolf (Murray State 2007)
Program Assistant	JaQuon Parker (Cincinnati 2014)
Student Assistant	DerMarr Johnson
Sr. Assoc. AD/Medical Services	Bob Mangine (Pittsburgh 1973)
Dir. of Sports Performance	Mike Rehfeldt (St. Cloud St. 2005)

HISTORY

First year of basketball	1901-02
All-time record	1,788-1,009 (.639)
NCAA appearances/last	32/2018
All-time record	46-31 (.597)
National Championships	2/1961, 1962
Final Four appearances/last	6/1992
Elite Eight appearances/last	8/1996
Sweet 16 appearances/last	10/2012
Conference Regular-Season Championships/last	19/2018
Conference Tournament Championships/last	21/2018
Postseason NIT appearances/last	10/2010
All-time record	8-10 (.444)

TEAM INFORMATION

2017-18 Record	31-5
American Athletic Conference Record	16-2 (1st)
Starters returning/lost	2/3
Letterwinners returning/lost	11/4
Newcomers	3
Percentage of points returning	50.3 percent (1,345 of 2,674)
Percentage of rebounds returning	47.1 percent (607 of 1,289)
Percentage of assists returning	64.4 percent (367 of 570)



GAME PREVIEW

- » The University of Cincinnati men's basketball team plays host to North Carolina Central on Tuesday, Nov. 13 at Fifth Third Arena. The game tips at 7 p.m. ET on FOX Sports Ohio and 700 WLW.
- » The contest is the first of four games Cincinnati is playing as part of the Emerald Coast Classic. The Bearcats also play host to Western Michigan on Monday, Nov. 19 as part of the tournament. The final two games of the event take place in Niceville, Fla. where the Bearcats take on George Mason on Friday, Nov. 23 and either Baylor or Ole Miss on Saturday, Nov. 24.
- » Cincinnati is coming off a 64-56 home loss to Ohio State in the season opener on Wednesday, Nov. 7. The game was the first played in Fifth Third Arena since its privately funded \$87-million renovation.
- » Jarron Cumberland led the Bearcats with a game-high 22 points with a trio of threes. Trevon Scott posted eight points and six rebounds.
- » NCCU is also looking for its first win of 2018-19 after suffering a 71-51 setback at Clemson on Friday. Raasean Davis led the Eagles with 14 points on 5-of-9 shooting. Zacarry Douglas posted a double-double with 12 points and 11 rebounds.
- » Both teams were picked to finish second in their respective leagues in preseason polls with Cincinnati predicted to finish second in the American Athletic Conference behind UCF and NCCU picked to finish second behind Bethune-Cookman in the Mid-Eastern Athletic Conference.
- » Cincinnati leads the all-time series against NCCU 2-0 having won both previous meetings at Fifth Third Arena.
- » Tuesday also marks the first of three games over the next seven days for the Bearcats.
- » **UP NEXT:** The Bearcats play host to Milwaukee on Friday, Nov. 16 at Fifth Third Arena. Tip time is 7 p.m. ET (ESPN3/700 WLW).

SCOUTING NCCU

- » North Carolina Central starts the 2018-19 campaign with three consecutive road games. The Eagles opened the season Friday suffering a 71-51 setback at Clemson. NCCU plays at Bowling Green on Thursday, Nov. 15.
- » NCCU has appeared in the NCAA Tournament in three of the past five years and has won MEAC regular-season titles each of the past two years.
- » Redshirt-senior center Raasean Davis (15.1 points, 8.1 rebounds) led the Eagles in scoring and rebounding a year ago while ranking third in the NCAA shooting 67.1 percent from the field.
- » Three other starters return in 2018-19 for the Eagles: Jordan Perkins (8.3 points, 5.4 assists), MEAC All-Freshman team honoree Reggie Gardner Jr. (10.8 points) and forward Zacarry Douglas (3.2 points). Gardner made a team-high 76 three-pointers last season.
- » Among NCCU's newcomers is Cleveland State transfer, junior swingman, Jibri Blount, the son of NFL Hall-of-Famer Mel Blount.
- » In a preseason poll of MEAC coaches and sports information directors, NCCU was picked to finish second in the league behind only Bethune-Cookman. Raasean Davis (first team), Reggie Gardner Jr. (second team) and Jordan Perkins (third team) all received All-MEAC honors.

SERIES HISTORY

- » Cincinnati leads the all-time series with North Carolina Central 2-0. Both matchups have taken place in Cincinnati at Fifth Third Arena.
- » The Bearcats opened the 2013-14 season by defeated NCCU 74-61 on Nov. 8, 2013.
- » Cincinnati celebrated the 25th anniversary of Fifth Third Arena with a 59-50 win over NCCU on Nov. 25, 2014. The date marked the 25th anniversary of UC's first game at Fifth Third Arena. UC defeated Minnesota, 66-64, on Nov. 25, 1989 on a three-pointer by Steve Sanders with 0.8 seconds left to give the Bearcats the victory.
- » UC's 59-50 win over NCCU in 2014 saw Gary Clark lead the Bearcats with 12 points, eight rebounds and four blocks. Octavius Ellis added 11 points, eight rebounds and two blocks. Kevin Johnson, Farad Cobb and Jermaine Sanders scores nine points each.
- » Mick Cronin is 2-0 all time against NCCU.

NORTH CAROLINA CENTRAL SERIES RESULTS

- » **Total: UC leads 2-0**
- » **In Cincinnati: UC leads 2-0**
- » **In Durham: 0-0**
- » **Neutral: 0-0**
- » **Current Streak: UC — 2**
- » 11/8/2013 - at Fifth Third Arena - W, 74-61
- » 11/25/2014 - at Fifth Third Arena - W, 59-50

CINCINNATI VS. THE MEAC

- » Cincinnati is 22-0 all-time against current members of the Mid-Eastern Athletic Conference: Bethune-Cookman (2-0), Coppin State (4-0), Delaware State (0-0), Florida A&M (2-0), Howard, (2-0), Maryland Eastern Shore (1-0), Morgan State (1-0), Norfolk State (1-0), North Carolina A&T State (4-0), North Carolina Central (2-0), Savannah State (2-0) and South Carolina State (1-0).
- » Mick Cronin owns a 14-0 (1.000) all-time coaching mark against current members of the Mid-Eastern Athletic Conference.
- » UC wraps up its 2018-19 nonconference schedule by welcoming MEAC-member South Carolina State to Fifth Third Arena on Dec. 22. That contest tips at 2 p.m. and also airs on FOX Sports Ohio and 700 WLW.

RECAP: OHIO STATE 64, CINCINNATI 56

- » Kaleb Wesson scored 15 points, and C.J. Jackson hit a driving bank shot and a pair of free throws in the final 30 seconds as Ohio State held on for a 64-56 victory at Cincinnati in the season opener for both teams.
- » The game marked the first played in Cincinnati's newly renovated Fifth Third Arena and the first in the series on Cincinnati's campus since 1920.
- » Jarron Cumberland led UC with a game-high 22 points, including a trio of three-pointers.
- » The Buckeyes led 27-18 at the intermission and grew their lead to 52-36 on a dunk by Kaleb Wesson with 6:23 left. After the two teams traded three-pointers, the Bearcats clawed back to within 55-47 at 3:29 on a dunk by Trevon Scott that capped a 9-0 run.
- » Cumberland scored or assisted on all of Cincinnati's remaining 12 points as the Bearcats edged closer. His three with 1:00 to go brought UC within 60-56. However, OSU's C.J. Jackson made a basket and a pair of free throws down the stretch to seal the win.
- » Wesson led OSU with 15 points. Jackson added 13 points.

TIP INS

- » Cincinnati's loss to Ohio State last Wednesday ended a 26-game win streak in Fifth Third Arena that dated back to a 76-57 win over Tulsa on Jan. 2, 2016. The Bearcats were 18-0 in the arena during the 2016-17 campaign before it began its renovation. Cincinnati played the 2017-18 campaign at NKU's BB&T Arena, posting a 15-1 home record.
- » UC's last loss previously at Fifth Third Arena came in a 77-70 decision to Temple in the 2015-16 American Athletic Conference league opener (12/29/15).
- » The Ohio State loss also snapped a 10-game winning streak in season openers for the Bearcats and marked only the third November home loss since the start of the 2012-13 campaign.
- » Cincinnati is 33-2 at home since the start of 2016-17.
- » Jarron Cumberland registered the fourth 20-point game of his career against Ohio State (11/7). He scored 22 points against the Buckeyes thanks in part to a trio of three-pointers. Dating back to the end of the 2017-18 campaign, Cumberland has registered 20 or more points in two of his last three games. He tallied a career-high 27 points on 8-of-17 shooting with four three-pointers against Georgia State (3/16/18) in the first round of the NCAA Tournament.
- » Justin Jenifer has 96 assists with only 25 turnovers since the start of the 2016-17 campaign. He ended last season with only four turnovers in his last 239 minutes of action.
- » Redshirt junior forward Trevon Scott made the first start of his career against Ohio State (11/7/18), tallying eight points and six rebounds.
- » Nysier Brooks made only his third career start against Ohio State (11/7/18), finishing with seven points, six rebounds and two blocks against the Buckeyes.

2018 SUMMER TRIP TO CANADA

- » Cincinnati began preparations for the 2018-19 campaign with a three-game, five-day trip to Canada in August.
- » The Bearcats went 2-1 on the trip with victories against Ottawa (85-57) and McGill (79-53) in Montreal and a setback to Carleton (86-67) in Ottawa.
- » Junior guard Jarron Cumberland led the Bearcats, averaging 14.0 points to go with 5.0 rebounds. He led UC in scoring in two of the three games, including a trip-best 17 points and four steals against McGill.
- » Senior guard Cane Broome (11.7 points) and sophomore guard Keith Williams (11.3) also averaged double figures in scoring during the three games. Broome scored 10 or more points in all three contests, with 14 coming against McGill. Williams tallied a game-high 18 points on 7-of-10 shooting with six rebounds against Ottawa.
- » Sophomore big man Eliel Nsoseme averaged a team-best 6.0 rebounds with 6.0 points. He made 11 of 14 free throws during the trip after making 4 of 20 during 2017-18.
- » Freshman guard Logan Johnson averaged 2.3 assists.



GOLDEN STATE MAKES EVANS

A FIRST-ROUND PICK IN 2018 NBA DRAFT

- » Jacob Evans III was taken by the Golden State Warriors as the 28th pick in the first round of the 2018 NBA draft.
- » Evans became the 57th player in Cincinnati history chosen in the draft and the first since Lance Stephenson was selected by the Indiana Pacers as the 40th pick in the second round of the 2010 draft.
- » Evans was the first Bearcat drafted in the opening round since Jason Maxiell was chosen by the Detroit Pistons as the 26th pick overall in the 2005 draft.

BEARCATS IN THE NBA

FORMER UC PLAYER (YEARS)	NBA TEAM (YRS IN NBA)
Gary Clark (2015-18)	Houston Rockets (First Year)*
Troy Caupain (2014-17)	Orlando Magic (First Year)*
Jacob Evans (2016-18)	Golden State Warriors (First Year)
Lance Stephenson (2010)	L.A. Lakers (Ninth Year)

*Signed two-way contract with organization.

2018-19 PRESEASON PICKS

CINCINNATI'S PRESEASON RANKINGS

POLL	RANKING
Associated Press Poll	RV
USA Today Coaches' Poll	RV
Athlon Magazine	NR
CBS Sports.com (Top 25 Plus 1)	26
Lindy's Magazine	24
Pomeroy Ratings	NR
Street & Smith's Magazine	NR

PREDICTING CINCINNATI'S LEAGUE FINISH

OUTLET	FINISH
AAC Preseason Coaches Poll	2nd
Athlon Magazine	3rd
Blue Ribbon Magazine	1st
Lindy's Magazine	1st
Street & Smith's	2nd

JARRON CUMBERLAND ACCOLADES

OUTLET	ACCOLADE
AAC Coaches	AAC First Team
Naismith HOF	Jerry West Shooting Guard of the Year Watch List
Athlon's Magazine	AAC First Team
Blue Ribbon Magazine	AAC First Team
Lindy's Magazine	AAC First Team
Street & Smith's Magazine	AAC First Team

- SEASON NOTES -

FIFTH THIRD ARENA REOPENS

- » After a 20-month, privately funded \$87-million renovation Fifth Third Arena reopens in 2018-19.
- » A record of more than 9,000 season tickets have been sold for the 2018-19 campaign.
- » The Bearcats played their 2017-18 home schedule at BBGT Arena (9,400 capacity) on the campus of Northern Kentucky University in Highland Heights, Ky. It marked the first time the Bearcats played their home games off campus since the 1988-89 season when Cincinnati Gardens served as UC's host venue.
- » The Bearcats have registered a 385-80 record (.828 win percentage), making 21 NCAA appearances, six Sweet 16 appearances and one Final Four appearance while winning 11 conference titles, since the arena opened for the 1989-90 campaign.
- » UC recorded its fourth undefeated home season (18-0) in 2016-17 and has won its last 26 games in Fifth Third Arena.
- » UC's last loss at Fifth Third Arena came in a 77-70 decision to Temple in the 2015-16 American Athletic Conference league opener (12/29/15).
- » More information on Fifth Third Arena is available on page 7 of this notes packet.

COACHES PICK BEARCATS SECOND IN AAC

- » American Athletic Conference coaches predicted a second-place finish for Cincinnati at AAC Media Day on Monday, Oct. 15 in Philadelphia. The Bearcats received 107 points behind first-place UCF. The Knights garnered a league-best 114 points and six first-place votes to UC's three first-place votes. Houston finished third with 103 points and two first-place votes while Memphis took fourth with 85 points and one first-place vote.
- » The predicted order of finish for the remaining team in the league follows: UConn (75 points), Temple (74), SMU (63), Wichita State (60), Tulsa (48), Tulane (23), ECU (22) and USF (18).
- » It marked the first time in three seasons that Cincinnati wasn't the league's preseason favorite.
- » Sophomore guard Jarron Cumberland was tabbed first team all-conference by the league's coaches.

PRESEASON AAC COACHES' POLL

TEAM (FIRST-PLACE VOTES)	POINTS
1. UCF (6)	114
2. Cincinnati (3)	107
3. Houston (2)	103
4. Memphis (1)	85
5. UConn	75
6. Temple	74
7. SMU	63
8. Wichita State	60
9. Tulsa	48
10. Tulane	23
11. ECU	22
12. USF	18

CUMBERLAND NAMED TO THE AMERICAN'S PRESEASON FIRST TEAM

- » Cincinnati junior guard Jarron Cumberland was selected to The American's preseason first team by league coaches at the conference's media day on Monday, Oct. 15.

PRESEASON AAC ALL-CONFERENCE TEAMS

PRESEASON PLAYER OF THE YEAR

B.J. Taylor, guard – UCF

PRESEASON FRESHMAN OF THE YEAR

Nate Hinton, guard – Houston

PRESEASON ALL-CONFERENCE TEAMS

FIRST TEAM

Jalen Adams, guard – UConn *

Jarron Cumberland, guard – Cincinnati

Jeremiah Martin, guard – Memphis

Quinton Rose, guard – Temple

B.J. Taylor, guard – UCF

SECOND TEAM

Corey Davis, Jr., guard – Houston

Tacko Fall, center – UCF

Jarrey Foster, guard – SMU

Markis McDuffie, forward – Wichita State

Jahmal McMurray, guard – SMU

Sterling Taplin, guard – Tulsa

*unanimous selection

^extra member due to tie in voting

UC RETURNING STATISTICAL LEADERS

Category	No.	Player
Scoring	11.5	Jarron Cumberland
Field Goals	138	Jarron Cumberland
Three-Pointers	60*	Jarron Cumberland
Free Throws	78	Jarron Cumberland
Rebounding	4.0	Jarron Cumberland
Assists	103	Jarron Cumberland
Blocks	20	Nysier Brooks
Steals	37	Jarron Cumberland
Minutes	28.9	Jarron Cumberland

*-team leader in 2017-18

OVER THE LAST EIGHT-PLUS SEASONS

- » Cincinnati is one of six schools in the nation to have appeared in the last eight NCAA Tournaments, joining Duke, Gonzaga, Kansas, Michigan State and North Carolina.
- UC'S ACHIEVEMENTS OVER THE LAST 8-PLUS SEASONS:**
 - » 207-73 overall record (.739 win percentage)
 - » 72 wins in AAC play (league best)
 - » Won two AAC regular-season titles (2014 & 2018) and the 2018 AAC tournament championship.
 - » 122-21 home record (.853 win percentage), including a 33-2 mark over the past two seasons.
 - » Ranked in the AP Top 25 poll for 69 weeks.
 - » Ranked in the Top 25 nationally for scoring defense, field goal percentage defense and blocks shots each of the past six seasons.
 - » 23 all-conference awards won by 10 different players.
 - » Four former players signing with NBA teams (Troy Caupain, Gary Clark, Jacob Evans III and Sean Kilpatrick).

BEARCAT POINTS OF PRIDE

- » Cincinnati is one of six schools in the nation to have appeared in the last eight NCAA Tournaments, joining Duke, Gonzaga, Kansas, Michigan State and North Carolina.
- » The Bearcats are one of eight teams to appear in the NCAA Tournament at least 22 times in the last 27 seasons (since 1992).
- » Cincinnati is one of 18 programs in the nation with 32 or more NCAA Tournament appearances.
- » UC ranks 14th in the nation for most all-time wins (1,788).
- » Cincinnati's 2017-18 squad tied the school record for wins in a season with 31. The Bearcats have posted 30 wins in back-to-back seasons (2016-17 and 2017-18) for the first time in school history. UC has won 26 or more games in five of the last eight seasons and has won at least 22 games in each of the last eight seasons.
- » Entering the season, Cincinnati was one of 12 programs to win at least 22 games in each of the last seven seasons, along with Arizona, BYU, Duke, Gonzaga, Kansas, Louisville, New Mexico State, North Carolina, Wichita State, Wisconsin and VCU.
- » UC head coach Mick Cronin ranks as the winningest coach in the nation among active coaches his age (47) or younger and has the second-most Division I wins (337) among active coaches under 50-years old.
- » Cronin also ranks as one of only six coaches to take his team to the NCAA Tournament in each of the last eight years, joining Mark Few (Gonzaga), Tom Izzo (Michigan State), Mike Krzyzewski (Duke), Bill Self (Kansas) and Roy Williams (North Carolina).
- » Since the 2011-12 academic year, 21 of 24 UC men's basketball seniors have graduated including 12 straight. Redshirt junior Trevon Scott is on pace to graduate in December while seniors Cane Broome and Justin Jenifer should graduate in April.

CINCINNATI TRADITION - BY THE NUMBERS

- » 2 National Titles (1961, 1962)
- » 6 Final Fours (1959-63, 1992)
- » 8 Elite Eights (Last: 1996)
- » 11 Sweet Sixteens (Last: 2012)
- » 32 NCAA Tournament Appearances
- » 22 NCAA Tournament Appearances since 1992
- » 10 NIT Appearances
- » 29 Conference Regular-Season Titles (Last: 2018)
- » 11 Conference Tournament Titles (Last: 2018)
- » 1,788 all-time wins (14th in nation)
- » 31 All-Americans (Last: Gary Clark [2018])
- » 81 All-Conference Selections
(Last: Gary Clark & Jacob Evans III [2018])
- » 57 NBA Draft Picks (Last: Jacob Evans III [2018])
- » 52 members of 1,000-point club
- » Ranked as the No. 10 program in the nation by the Associated Press in a 2017 ranking of school's with the most appearance in the AP poll.
- » 426 weeks ranked in AP Top 25
- » 212 weeks ranked in AP Top 10
- » 45 weeks ranked as AP No. 1
- » 2 Members of National Basketball Hall of Fame
Jack Twyman & Oscar Robertson
- » 2 Olympic Gold Medalists
Robertson (1960) & George Wilson (1964)

NCAA DIVISION I WINS - TOP 20 (THRU NOV. 10)

RK	TEAM	WINS
1.	Kentucky	2,264
2.	Kansas	2,249
3.	North Carolina	2,234
4.	Duke	2,145
5.	Temple	1,905
6.	Syracuse	1,887
7.	UCLA	1,872
8.	Notre Dame	1,868
9.	St. John's	1,835
10.	Indiana	1,819
11.	BYU	1,811
12.	Utah	1,803
13.	Arizona	1,797
14.	Cincinnati	1,788
15.	Illinois	1,779
16.	Texas	1,771
17.	Purdue	1,779
18.	Western Kentucky	1,776
19.	Penn	1,773
20.	Washington	1,766

AAC LEAGUE WINS - SINCE FORMATION (2013-14)

RK	TEAM (FIRST SEASON IN LEAGUE)	W-L
1.	Cincinnati (2013-14)	72-18
2.	SMU (2013-14)	*51-27
3.	Houston (2013-14)	50-40
4.	UConn (2013-14)	49-41
	Memphis (2013-14)	49-41
6.	Temple (2013-14)	46-44
	Tulsa (2014-15)	46-26
8.	UCF (2013-14)	35-55

* - Vacated 12 wins from 2013-14 season

RETURNING HEADLINERS

#34 JARRON CUMBERLAND, G

- » **HONORS:**
 - 2018-19 Preseason AAC First Team
 - 2018 Jerry West Shooting Guard of the Year Watch List
 - 2017-18 AAC Weekly Honor Roll (three times)
 - 2016-17 AAC All-Rookie Team
 - 2016-17 AAC's Co-Sixth Man of the Year
- » **2017-18 SEASON NOTES:** In his first season as a starter, Cumberland scored in double figures in 22 contests, including 11 league games. He made at least one three-pointer in 28 of 36 games, including 15 of 18 conference contests. His 60 three-pointers during the season tied Jacob Evans III for the team-high honors.
- » **TOP PERFORMANCES:** Cumberland scored a career-high 26 points on 8-of-11 shooting with six three-pointers in the Bearcats' 94-53 home win over USF (1/29).
- » He netted as many as 18 points on three occasions: scoring 18 points while matching a season high with four three-pointers along with five assists against Memphis (3/10) in the AAC Tournament semifinals; tallying 18 with a trio of threes against Wichita State (2/18) and 18 with four three-pointers in 18 minutes at USF (1/13).
- » Cumberland also keyed Cincinnati's comeback home win over No. 24/22 Xavier (1/26), sparking the Bearcats' rally with 13 of his 15 points in the second half.
- » **IN LEAGUE ACTION:** Cumberland was listed among the league leaders during conference play in assists (12th at 2.9), free throw percentage (15th at .736) and scoring (26th at 11.4).
- » **STRONG FINISH:** Cumberland led the Bearcats over the final 12 games of the season, averaging 13.1 points with a team-high 23 three-pointers and 44 assists.

CUMBERLAND'S CAREER 20-POINT GAMES

(MOST RECENT LISTED FIRST)

1> 22 points vs. Ohio State (11/7/18)
(7-17 FGs, 3-7 3FGs, 5-7 FTs, 2 rebs, 2 asts)
2> 27 points vs. Georgia St. (3/16/18) - 1st Round of NCAAAs
(8-17 FGs, 4-11 3FGs, 7-8 FTs, 11 rebs, 2 asts, 2 stls)
3> 20 points vs. Western Carolina (11/13/17)
6-9 FGs, 4-6 3FGs, 4-4 FTs, 2 rebs, 2 asts
4> 26 points vs. USF (1/29/17)
(8-11 FGs, 6-9 3FGs, 4-7 FTs, 3 rebs, 3 asts, 4 stls)

#15 CANE BROOME, G

- » **2017-18 SEASON NOTES:** Provided offensive spark off the bench (sixth starter) for the Bearcats averaging 7.9 points while shooting 46.3 percent (95 of 205) from the field and 39.0 percent (32 of 82) from long range in 2017-18. Broome scored in double figures 13 times.
- » **IN LEAGUE ACTION:** Ranked 13th in assists (2.9), handing out 46 assists with 19 turnovers in his 16 league games.
- » **TOP PERFORMANCES:** Scored as many as 17 points twice (Savannah State [11/10] and Arkansas-Pine Bluff (12/19) ... netted 16 points (his AAC best) against Wichita State (2/18), making 7-of-10 shots with a pair of threes ... Scored 12 of his 16 points in the first half at No. 21 Xavier (12/2) ... netted a team-high 15 points on 6-of-8 shooting against No. 5 Florida (12/9).
- » Transfer from Sacred Heart, who became eligible to play in 2017-18 after sitting out the 2016-17 campaign.
- » **PREVIOUS HONORS:**
 - 2016 Player of the Year Northeastern Conference
 - 2016 NEC First Team
 - 2016 AP Honorable Mention All-American
 - 2016 USBWA All-District I First Team
 - 2016 All-ECAC First Team
 - 2016 NABC All-District 18 First Team
 - 2016 All-MET Basketball Writers' Assoc. First Team
 - 2015 NEC All-Rookie Team
- » **NATIONAL NUMBERS:** Broome ranked eighth in the nation in scoring (23.1 points) in 2015-16. He led all active sophomores in the nation with 1,157 career points following the 2015-16 season.

#3 JUSTIN JENIFER, G

- » Started 33 of Cincinnati's 36 games ... finished the season with a 3.8-to-1 assist-to-turnover ratio, handing out 91 assists with only 24 turnovers ... ended the season committing only four miscues in his last 239 minutes of play.
- » Shot at team-best 77.2 percent (44 of 57) from the free throw line, making 18 consecutive free throws during one stretch of the season.

CRONIN'S LISTING AMONG

NATIONAL COACHES

- » UC head coach Mick Cronin was named The 2018 Sporting News National Coach of the Year and tabbed a semifinalist for the 2018 Werner Ladder Naismith National Coach of the Year Award.
- » Cronin is one of six coaches in the nation to take his team to the NCAA Tournament each of the past eight seasons, along with Mark Few (Gonzaga), Tom Izzo (Michigan State), Mike Krzyzewski (Duke), Bill Self (Kansas) and Roy Williams (North Carolina).
- » The Cincinnati native and UC alumnus leads the nation in Division I wins (337) and total NCAA Tournament appearances (nine) among active coaches his age (47-years old) or younger and ranks second in Division I wins among active coaches under the age of 50.

- » Cronin earned his 250th win at Cincinnati against Temple (1/4/18) and his 300th career win against Tulsa (2/18/17).
- » Cronin owns a 337-164 career record entering his 16th season overall. He is 268-140 mark in his 13th season at his alma mater. He posted a 69-24 mark in three seasons as head coach at Murray State from 2004-2006.
- » He was named the 2014 American Athletic Conference Coach of the Year after guiding the Bearcats to a share of the league's regular-season title (with Louisville).
- » Cronin's 268 wins in 12 seasons at Cincinnati rank as the second most in school history, behind only Bob Huggins (399 wins in 16 seasons [1990-2005]).

MOST DIVISION I COACHING WINS - UNDER AGE OF 50 (THRU NOV. 10)

NAME (SCHOOL)	AGE	CAREER W-L
1. Sean Miller (Arizona)	48	368-121
2. Mick Cronin (Cincinnati)	46	337-165
3. Matt Painter (Purdue)	47	322-154
4. Scott Drew (Baylor)	47	319-207
5. Brad Brownell (Clemson)	48	318-198
6. Travis Ford (Saint Louis)	47	309-263
8. Tony Bennett (Virginia)	48	289-119
9. Will Brown (Albany)	46	282-249

- Ages as of Nov. 1, 2018

- 2017-18 SEASON REVIEW - TEAM SUCCESSES

- » Tied the school record with 31 wins (went 31-4 in 2001-02).
- » Won 30 or more games in back-to-back seasons for the first time in school history.
- » Cincinnati's 61 wins over the past two seasons ranks fourth most in the nation.
- » Won the American Athletic Conference regular-season championship, marking Cincinnati's first outright conference title since 2002.
- » Won the AAC Tournament championship, marking Cincinnati's first conference tournament title since 2004.
- » Ranked in Associated Press Top 25 poll every week, climbing as high as No. 5 – highest of the Mick Cronin coaching era.
- » Ranked sixth in the final AP poll of the season – highest end-of-season ranking of Cronin era.
- » Made eighth consecutive NCAA Tournament appearance – one of six schools along with Duke, Gonzaga, Kansas, Michigan State and North Carolina.
- » Won 16 consecutive games – the nation's longest win streak at the time it ended.
- » Extended its home win streak to 39 games before suffering a loss – the program's second-longest win streak since 1990.
- » Recorded a 15-1 mark at BB&T Arena in 2017-18, the home venue for UC while Fifth Third Arena underwent an \$87 million renovation.
- » Climbed to 14th in the nation with 1,788 all-time wins.
- » Won the inaugural Cayman Islands Classic.
- » Mick Cronin was named the 2018 Sporting News Coach of the Year.
- » The Bearcats held opponents to 37.4 percent shooting from the field, the lowest percentage in the Mick Cronin coaching era and the lowest at Cincinnati since the 1961-62 campaign (.369).
- » The Bearcats limited opponents to 57.5 points per game, the second fewest of the Cronin era (55.8 in 2014-15) and the second fewest since 1962-63 (52.9).
- » Led the nation in scoring margin (+16.7).

2017-18 PLAYER ACCOMPLISHMENTS

- » **Gary Clark** earned honorable mention All-America honors from the Associated Press while claiming more individual league honors than any player in the history of The American - Player of the Year, American Championship Tournament MVP, First Team (unanimous pick), Defensive Player of the Year and the Sportsmanship Award ... semifinalist for the Karl Malone Power Forward of the Year Award ... selected to the Citizens Naismith Trophy Late Season Team ... Oscar Robertson Trophy Watch List honoree ... Lute Olson Player of the Year Watch List honoree ... Senior Class Award Candidate.
- » Clark finished his career as one of only three players in school history to record more than 1,400 points and 1,100 rebounds, along with program legends Oscar Robertson and Jack Twyman. Clark finished 16th at Cincinnati in scoring with 1,462 points and third in rebounds at 1,132.
- » Clark joined former UC player Yancy Gates (916 rebounds from 2008-12) as the only two players in school history to lead their teams in rebounding all four years.
- » Clark signed a two-way contract with the Houston Rockets following the NBA draft.
- » **Jacob Evans III** was named First Team All-Conference, a semifinalist for the Julius Erving Small Forward of the Year and tabbed a John Wooden Award Watch List honoree.
- » Evans, who decided to forgo his senior season to play in the NBA following the 2017-18 campaign, finished his career with 1,233 points to rank in 31st place among UC's top scorers all-time.
- » Evans shot 37.7 percent (174 of 462) from three-point range for his career, ranking fifth best in school history.
- » Evans was selected by Golden State in the first round (28th pick) of the 2018 NBA draft.
- » **Kyle Washington** was named Honorable Mention All-Conference by the league's coaches and was selected to the American Championship All-Tournament Team ... named the Lute Olson Award National Player of the Week after pouring in 19 points on 7-of-11 shooting with four steals at UCLA (12/16) ... hit the game-tying three-pointer with 57.4 seconds left against Houston (3/11) in the title game of the American Championship.
- » Washington scored 1,275 points during his collegiate career, including 404 points in two seasons at NC State (2014 & 2015) and 871 points with Cincinnati.
- » Washington is currently playing professionally in Turkey.

HIGHEST RANKING IN FINAL AP POLL SINCE 2002

- » Cincinnati moved up the rankings on March 12, 2018 to No. 6 in the final Associated Press poll of the season. It marked the Bearcats' highest end-of-the-year ranking in the AP poll since 2001-02 (No. 5).
- » It marked the 34th consecutive week that the Bearcats were ranked in the AP poll - the longest streak of the Mick Cronin coaching era (since 2006-07).
- » The Bearcats were listed in the Top 10 of the AP poll seven weeks in 2017-18 also a Cronin era record.
- » The Bearcats climbed as high as No. 5 in the poll in 2017-18, Cincinnati's highest ranking of the Cronin era, before suffering losses at Houston (2/15) and home against Wichita State (2/18).
- » Cincinnati was listed No. 10 in the nation by the Associated Press in a 2017 ranking of school's with the most appearance in the AP poll all-time.

MOST CONSECUTIVE WEEKS RANKED IN AP TOP 25 (SCHOOL HISTORY)

RK	CONSECUTIVE WEEKS (SEASONS)	COACH
1.	54 (1997-98/2000-01)	Bob Huggins
2.	42 (1960-61/1963-64)	Ed Jucker
3.	40 (1957-58/1959-60)	George Smith
4.	36 (1995-96/1996-97)	Bob Huggins
5.	34 (1991-92/1993-94)	Bob Huggins
	34 (2016-17/2017-18)*	Mick Cronin

* - Cincinnati was listed in every AP poll from Dec. 5, 2016 to March 12, 2018.

MATCH HIGH MARK FOR WINS, PROGRAM'S FIRST BACK-TO-BACK 30-WIN SEASONS

- » Cincinnati matched the school record for wins in a season, posting a 31-5 record in 2017-18. The Bearcats notched 31-4 mark in 2001-02.
- » For the first time in school history Cincinnati registered back-to-back 30-win seasons. The Bearcats went 30-5 a year ago, finishing second in the AAC and advancing to the second round of the NCAA Tournament.
- » It marks the third time in school history the Bearcats have won 30 or more games in a season. The 2001-02 squad went 31-4, winning the Conference USA regular-season and tournament titles, before losing to UCLA in double overtime, 105-101, in the second round of the NCAA Tournament.
- » Cincinnati's 61 combined victories over the past two seasons rank fourth most in the nation behind only Gonzaga (69), Villanova (68) and Kansas (62).
- » The 2017-18 squad tied the school record for conference wins in a season (16, set in 2000 and 2017). Its nine road wins tied for the most during the Mick Cronin coaching era (since 2006-07).

MOST OVERALL WINS IN A SEASON (ALL-TIME)

RK	SEASON	W-L	COACH
1.	2001-02	31-4	Bob Huggins
	2017-18	31-5	Mick Cronin
3.	2016-17	30-6	Mick Cronin
4.	1961-62	29-2	Ed Jucker
	1999-00	29-4	Bob Huggins
	1991-92	29-5	Bob Huggins

MOST WINS SINCE THE START OF 2016-17 (ENTERING THE 2018-19 SEASON)

RK	TEAM	RECORD (WIN %)
1.	Villanova	69-7 (.908)
2.	Gonzaga	68-8 (.895)
3.	Arizona	62-13 (.827)
4.	Cincinnati	61-11 (.847)
T5.	North Carolina	59-18 (.766)
T5.	Arizona	59-13 (.819)
T5.	Saint Mary's (Calif.)	59-11 (.843)

NATIONAL NUMBERS

» Cincinnati ranked among the nation's Top 25 in 13 categories: scoring margin (1st at +16.7), field-goal percentage defense (2nd at .374), scoring defense (2nd at 57.5), win-loss percentage (4th at .861), three-point field-goal percentage defense (8th at .309), rebound margin (8th at +7.8), blocked shots per game (8th at 5.4), total blocks (9th with 194), total rebounds (11th at 1413), offensive rebounds (11th at 13.31), total rebounds per game (17th at 39.25), total assists (18th at 570) and assist-to-turnover ratio (22nd at 1.41).

-GOBEARCATS.COM-



NEWLY RENOVATED FIFTH THIRD ARENA REOPENS

After a 20-month, privately-funded \$87-million renovation, Fifth Third Arena reopens in 2018-19 as the latest marker in the continued growth of University of Cincinnati basketball.

One of the winningest programs in the nation which boasts some of the most iconic players in the game now calls this amazing on-campus facility home.

"I think reopening the arena will be an emotional moment for many people who have put so much time into the basketball program – whether it's Oscar Robertson or Kenyon Martin, Jack Twyman's family who still live in Cincinnati – to see all the years of our success culminate into having maybe the best on-campus arena in the country," UC head coach Mick Cronin said.

Improvements to the new-look, 12,012-seat, arena include two 360-degree concourses with court-centric seating, new club seats, loge boxes and premium suites. The Arena Club, Champions Club and the Mercedes-Benz Courtside Club provide entertainment options for fans. State-of-the-art videoboards and ribbon boards raise the gameday experience to a new level while increased points-of-sale for concessions feature food options from some of Cincinnati's most famous restaurants.

New student-athlete amenities include new locker rooms, a film room, a hydrotherapy room and the Margaret K. Valentine Classroom creates more learning environments for the University.

What isn't expected to change though is the thrilling environment on game day featuring loud and intimidating student sections along both baselines and passionate, determined play on the court.

During its history, the arena has welcomed more than 4.8 million fans and witnessed the Bearcats achieve a 385-79 home record (.830 win percentage) since the first men's basketball game on Nov. 25, 1989.

Originally tabbed the Myrl H. Shoemaker Center, it was named after the former Ohio lieutenant governor who was instrumental in securing state funding for the building while he was chairman of the Ohio House Finance Appropriations Committee. Shoemaker died in 1985.

Affectionately known as "The Shoe," the arena was renamed Fifth Third Arena at Myrl H. Shoemaker Center in 2004 in recognition of Fifth Third Bank's support of the Varsity Village facilities enhancement project. Fifth Third Bank remains a valued long-term campus-wide partner on numerous initiatives.

In 2002, the floor was named Ed Jucker Court in honor of the head coach who led Cincinnati to its two national titles in 1961 and 1962.

NEW ARENA FEATURES

- » Renovation of the building facade, entries and plazas, including the addition of an outdoor videoboard
- » Two 360-degree concourses and permanent lower bowl with court-centric seating and new chairback seating
- » New hospitality areas, including main and upper level concourse bars available to all fans and the addition of three exclusive clubs - the Arena Club, the Champions Club and the Mercedes-Benz Courtside Club
- » New upper-level concourse with its own fan amenities, including new restrooms, concessions and a specialty drink bar
- » Additional bars at the north end of the main and upper concourses - the Armory Bar and the Queen City Bar - that highlight UC Athletics' partnerships with Braxton, MadTree and Rhinegeist
- » New center-hung videoboard, ribbon boards, sound system and LED lighting to enhance game atmosphere
- » Increased points and sale for concessions including some of Cincinnati's favorite food options - Buffalo Wings & Rings, Frisch's, Skyline Chili and Taste of Belgium
- » Open entrance plaza with centralized ticketing and guest services along with the new Fan First Center



AWARDS

- » 2018 Sporting News National Coach of the Year
- » 2018 Naismith Trophy National Coach of the Year Semifinalist
- » 2014 American Athletic Conference Coach of the Year
- » 2014 NABC District 25 Coach of the Year
- » 2014 USBWA Henry Iba Award Finalist
- » 2006 Ohio Valley Conference Coach of the Year

NOTES & ACCOMPLISHMENTS

- » One of only six coaches to take his team to the NCAA Tournament in each of the last eight years, joining Mark Few (Gonzaga), Tom Izzo (Michigan State), Mike Krzyzewski (Duke), Bill Self (Kansas) and Roy Williams (North Carolina).
- » Leads the nation for most Division I wins (337) among active coaches age 47 or younger and ranks second in the same statistic among coaches under the age of 50.
- » Cincinnati has ranked among the nation's Top 25 defenses each of the last six seasons in scoring defense, field-goal percentage defense and blocks per game.
- » The Bearcats claimed the 2014 and 2018 American Athletic Conference regular-season crown and the 2018 AAC Tournament.
- » Murray State won the 2004 Ohio Valley Tournament crown and the 2006 OVC regular-season and tournament title.
- » Cronin has directed 10 teams to the NCAA Tournament as a head coach and advanced 15 teams to the Big Dance as a head coach or assistant.

CINCINNATI HEAD COACH MICK CRONIN

Mick Cronin's tenure as head basketball coach at the University of Cincinnati has seen the rebirth of the Bearcats, rising from a program that featured only one returning scholarship player when he arrived in 2006-07 to one that recorded the first back-to-back 30-win seasons in school history (2016-17 and 2017-18); claimed the 2018 American Athletic Conference regular-season and tournament championships; made its eighth consecutive appearance in the NCAA Tournament and returns to an \$87-million newly renovated Fifth Third Arena in 2018-19.

Cronin is one of six coaches in the nation to take his team to the NCAA Tournament each of the past eight seasons, along with Mark Few (Gonzaga), Tom Izzo (Michigan State), Mike Krzyzewski (Duke), Bill Self (Kansas) and Roy Williams (North Carolina).

Cronin was named the 2018 Sporting News Coach of the Year and a semifinalist for the Naismith Trophy National Coach of the Year Award last season.

The Cincinnati native and UC alumnus leads the nation in Division I wins (337) and total NCAA Tournament appearances (10) among active coaches his age (47-years old) or younger and ranks second in Division I wins among active coaches under the age of 50.

Built on toughness, tenacious defense and continuous all-out effort, Cronin's Bearcats rank as one of two programs (along with Virginia) to be listed among the nation's top 25 in scoring defense each of the past six seasons. You can also find Cincinnati's name listed among the top 25 teams in field-goal percentage defense and blocks per game every year since 2012-13.

Cronin has guided Cincinnati to two AAC regular season titles (2013-14 and 2017-18) in the five-year history of the league and directed the Bearcats to the 2018 American Championship - UC's first conference tournament title since 2004.

At Murray State from 2004-2006, Cronin guided the Racers to two Ohio Valley Conference tournament titles and one regular-season crown while receiving OVC Coach of the Year distinction in 2006.

Along with his three seasons in Murray, Cronin has compiled a 337-164 career record in 15 years as a college head coach, including a 268-140 mark at Cincinnati.

Cronin's rebuilding job at Cincinnati began immediately when his first squad featured only one returning starter for the 2006-07 campaign. He tirelessly went to work setting the culture necessary to building long-term success while competing within arguably the sport's toughest league - the old BIG EAST Conference.

Despite the surroundings, Cincinnati began the retooling process, becoming the only program from a major conference to improve its win total every season from 2007 to 2011, building from 11 wins in 2007 to 26 victories and a return to the NCAA Tournament in 2011.

Now a fixture at the Big Dance, Cincinnati can include itself among an elite list of six programs appearing in eight consecutive NCAA Tournaments, along with Duke, Gonzaga, Kansas, Michigan State and North Carolina.

EIGHT CONSECUTIVE TRIPS TO THE NCAA TOURNAMENT

2017-18: Cincinnati matched the school record for wins while posting a 31-5 overall record, marking the first time in program history the Bearcats posted 30 or more wins in back-to-back seasons. The Bearcats won their first outright regular-season league title since 2002 and their first conference tournament title since 2004. UC won 16 consecutive games and climbed to No. 5 in Associated Press poll while making its eighth consecutive appearance in the NCAA Tournament. Gary Clark won Associated Press honorable mention honors along with the American Athletic Conference Player of the Year, Defensive Player of the Year, American Championship Most Valuable Player and Sportsmanship awards. Clark and Jacob Evans III were tabbed AAC first team selections while Kyle Washington received honorable mention all-league accolades.

2016-17: Cincinnati achieved a 30-6 overall record, marking the second time in program history the Bearcats posted 30 wins in a season. UC advanced to the second round of the NCAA Tournament and tied the school record for league victories (16-2) while finishing second in the American Athletic Conference. The Bearcats also posted an 18-0 home record, the fourth undefeated season at Fifth Third Arena and were ranked in the national polls for 15 weeks during the season, a Cronin-era record high. The UC head coach also achieved a personal milestone, registering his 300th career victory against Tulsa on Feb. 18.

2015-16: Cincinnati won 11 of its first 15 games of the regular season, including a 61-54 win over then-No. 24 SMU, to register its sixth consecutive NCAA Tournament appearance. Junior Troy Caupain received first team all-conference accolades while sophomore Gary Clark was named the league's defensive player of the year and second-team all-conference honoree. The Bearcats finished 22-11 overall and tied for third in the league with a 12-6 mark.

2014-15: A young, inexperienced group of newcomers and role players overcame the loss of its head coach due to health reasons and banded together to register a 23-11 mark and achieve the program's first second-round NCAA Tournament appearance since 2012. UC finished third in the conference but swept league-winner SMU and registered a victory at second-place Tulsa (in the only meeting between the schools) to secure the school's fifth consecutive NCAA Tournament invite. The Bearcats outlasted Purdue 66-65 in overtime in the first round of the NCAA Tournament before falling to previously unbeaten Kentucky, 64-51.

2013-14: Cincinnati won a share of the inaugural American Athletic Conference regular-season crown, the program's first conference title since 2003-04, behind the efforts of AP All-American Sean Kilpatrick and league defensive player of the year Justin Jackson. Kilpatrick led The American with 20.6 points per game and Cronin was

named The American's Coach of the Year in leading UC to a 27-7 record - its most wins since 2001-02. The Bearcats strung together 15 consecutive wins, including their first 11 league games. UC was listed among the top 15 teams in the AP poll during each of the last eight weeks of the regular season, climbing as high as seventh.

2012-13: Senior Cashmere Wright fought through nagging injuries and, along with fellow senior JaQuon Parker and junior Sean Kilpatrick, helped lead the Bearcats to a 22-12 overall record and third consecutive NCAA Tournament appearance. Wright finished his career as UC's all-time steals leader (198) and Cronin claimed his 200th career coaching win. The Bearcats ranked sixth nationally with 6.1 blocks per game.

2011-12: Cincinnati advanced to the NCAA Sweet 16, registered 26 wins for the second consecutive season and defeated a school-record eight nationally ranked teams, including No. 2 Syracuse in the semifinals of the BIG EAST Championship. The Bearcats posted a school-record 12 wins in the BIG EAST en route to tying for fourth place in the league standings and finishing as runners up in the league tournament. Yancy Gates capped off his career as one of only six players in program history to compile more than 1,400 points and 900 rebounds. The Bearcats outlasted Texas and Florida State before falling to Ohio State in the NCAA Tournament regional semifinals.

2010-11: Cincinnati won its first 15 games of the season and closed strong with five victories in its last six regular-season contests to secure its first NCAA Tournament appearance since 2005. Yancy Gates led the Bearcats with 11.9 points and 6.9 rebounds and Sean Kilpatrick was named to the BIG EAST All-Rookie team. UC defeated Missouri 78-63 before falling to eventual national champion UConn 69-58 in the second round of the NCAA Tournament. The Bearcats finished 26-9 overall.

PRIOR TO CINCINNATI

Success seems to follow Cronin, who came to Cincinnati after serving three years as head coach at Murray State (2004-06). As mentor of the Racers, Cronin compiled a 69-24 overall record while earning a pair of NCAA Tournament berths.

In his debut season as head coach, Cronin directed Murray State to a school-best 28-6 record, the Ohio Valley Conference tournament championship and an NCAA Tournament appearance. His 28 wins were the sixth most in NCAA history for a first-year head coach at the time. He earned OVC Coach of the Year honors two seasons later, guiding Murray State to another OVC regular-season title, league tournament crown and NCAA Tournament appearance with a 24-6 mark in 2005-06.

Prior to Murray State, Cronin built a sterling reputation for his ability to evaluate and recruit top talent. In his stint at UC as an assistant coach for Bob Huggins from 1997-2001, Cronin recruited several top players, including NBA Draft selections Steve Logan (Golden State); DerMarr Johnson (Atlanta); Pete Mickeal (Dallas); Kenny Satterfield (Dallas); and Jason Maxiell (Detroit).

Following the 2000-01 season, Cronin became the associate head coach and recruiting coordinator at Louisville, under Rick Pitino. In his first year, Cronin helped attract a top-10 ranked recruiting class.

COMMUNITY INVOLVEMENT

Cronin's passion for success on the court also carries over to the local community where he is committed to making a difference. He currently serves as a board member on both the American Cancer Society in Cincinnati and the ACS's Coaches vs. Cancer program.

He also assists with a major fundraising event - Soul of the City Soiree - for Our Daily Bread that has generated more than \$100,000 multiple times to assist the soup kitchen and community center in Cincinnati.

Cronin also annually speaks with the Young Executive Group of the Catholic Inner-City Schools Education (CISE) Fund. The group raises money from area corporations to help give children from low income urban settings the opportunity to attend Catholic schools.

During the 2013-14 season, Cronin also wrote a column in the Cincinnati Enquirer highlighting the dangers of texting while driving as part of the AT&T sponsored "It Can Wait" campaign. He spotlighted the campaign again during an on-campus awareness event in October 2014.

PATH TO COACHING

Cronin has long held great pride in the Queen City, the University of Cincinnati and the sport of basketball. As a child growing up on the west side of town, he used to follow his father Harold "Hep" Cronin -- a highly successful local high school coach with more than 400 career wins -- around the gyms of Cincinnati. A product of LaSalle High School, Cronin had his playing career end sooner than expected due to a knee injury in high school.

That didn't stop his desire to find his place in basketball. While completing his undergraduate degree at UC, Cronin served as assistant varsity coach and head junior varsity coach at Woodward High School. He helped develop six players who went on to play Division I college basketball, including former Bearcat Damon Flint, who ranks among the top 25 scorers in program history.

Cronin made the jump from high school to college coaching during the 1996-97 season joining Huggins as video coordinator at UC. A year later, Cronin was elevated to an assistant coach for the Bearcats, setting the stage for his long tenure in college basketball.

Cronin resides in Cincinnati with his 12-year old daughter, Samantha.



CRONIN’S YEARLY COACHING RECORD

SEASON	SCHOOL (CONF.)	POSITION	RECORD/CONF.	POSTSEASON (RECORD)
1996-97	Cincinnati (C-USA)	Video Coordinator		
1997-98	Cincinnati (C-USA)	Asst. Coach	27-6/14-2	NCAA Second Round (1-1)
1998-99	Cincinnati (C-USA)	Asst. Coach	27-6/12-4	NCAA Second Round (1-1)
1999-00	Cincinnati (C-USA)	Asst. Coach	29-4/16-0	NCAA Second Round (1-1)
2000-01	Cincinnati (C-USA)	Asst. Coach	25-10/11-5	NCAA Regional Semifinals (2-1)
2001-02	Louisville (C-USA)	Assoc. Head Coach	19-13/8-8	NIT (1-1)
2002-03	Louisville (C-USA)	Assoc. Head Coach	25-7/11-5	NCAA Second Round (1-1)
2003-04	Murray State (OVC)	Head Coach	28-6/14-2	NCAA First Round (0-1)
2004-05	Murray State (OVC)	Head Coach	17-11/11-5	---
2005-06	Murray State (OVC)	Head Coach	24-7/17-3	NCAA First Round (0-1)
Murray State Totals		3 years	69-24/42-10	.742/.808
2006-07	Cincinnati (BIG EAST)	Head Coach	11-19/2-14	---
2007-08	Cincinnati (BIG EAST)	Head Coach	13-19/8-10	College Basketball Invitational (0-1)
2008-09	Cincinnati (BIG EAST)	Head Coach	18-14/8-10	---
2009-10	Cincinnati (BIG EAST)	Head Coach	19-16/7-11	NIT (1-1)
2010-11	Cincinnati (BIG EAST)	Head Coach	26-9/11-7	NCAA Second Round (1-1)
2011-12	Cincinnati (BIG EAST)	Head Coach	26-11/12-6	NCAA Regional Semifinals (2-1)
2012-13	Cincinnati (BIG EAST)	Head Coach	22-12/9-9	NCAA First Round (0-1)
2013-14	Cincinnati (American)	Head Coach	27-7/15-3	NCAA First Round (0-1)
2014-15	Cincinnati (American)	Head Coach	23-11/13-5	NCAA Second Round (1-1)
2015-16	Cincinnati (American)	Head Coach	22-11/12-6	NCAA First Round (0-1)
2016-17	Cincinnati (American)	Head Coach	30-6/16-2	NCAA Second Round (1-1)
2017-18	Cincinnati (American)	Head Coach	31-5/16-2	NCAA Second Round (1-1)
2018-19	Cincinnati (American)	Head Coach	0-1/0-0	
Cincinnati Totals		13th season	268-141/129-85	.655/.603
Head Coaching Totals		16th season	337-165/171-95	.671/.643

CRONIN’S RECORD AGAINST ALL OPPONENTS

SCHOOL	W-L	SCHOOL	W-L	SCHOOL	W-L
Alabama	1-0	Kansas State	1-0	Southern Illinois	1-2
Alabama State	2-0	Kennesaw State	1-0	SE Louisiana	1-0
Albany	1-0	Kentucky	0-1	Southern Miss	1-0
Appalachian State	1-0	Lipscomb	2-0	South Carolina State	0-0
Arkansas-Little Rock	1-0	Louisville	5-7	South Carolina Upstate	1-0
Arkansas-Pine Bluff	4-0	Marquette	3-4	South Dakota	1-0
Arkansas Tech	1-0	Marshall	2-1	St. Francis (Pa.)	2-0
Austin Peay	4-1	Maryland	1-0	St. John's	5-6
Baylor	0-0	Maryland Eastern Shore	1-0	Saint Joseph's	0-0
Belmont	0-1	Memphis	7-5	St. Mary's (Calif.)	0-1
Bowling Green	2-1	Miami (Ohio)	5-0	Stony Brook	1-0
Bradley	0-1	Middle Tennessee	2-0	Syracuse	2-6
Brown	1-0	Milwaukee	0-0	Texas	1-0
Buffalo	1-0	Mississippi State	2-0	TCU	1-0
Butler	0-2	Mississippi Valley State	1-0	Temple	8-3
Cal-State Bakersfield	1-0	Missouri	1-1	Tennessee	0-1
Cal-Davis	1-0	Morehead State	8-0	Tennessee State	5-1
Campbell	2-0	Morgan State	1-0	Tennessee Tech	3-2
Campbellsville	1-0	Mount St. Mary's	1-0	Tennessee-Martin	9-0
Central Michigan	1-0	Nebraska	2-1	Texas AGM-CC	1-1
Charleston Southern	1-0	Nevada	0-1	Texas-San Antonio	2-0
Chicago State	3-0	New Mexico	0-2	Texas Southern	3-0
Cincinnati	0-1	Norfolk State	1-0	Toledo	2-0
Cleveland State	1-0	North Carolina	0-1	Tulane	5-1
Coastal Carolina	2-0	North Carolina A&T	1-0	Tulsa	5-1
Coppin State	1-0	North Carolina Central	2-0	UAB	1-4
Creighton	0-1	NC State	3-1	UCF	8-1
Dayton	1-1	Northern Kentucky	0-0	UCLA	1-1
Delaware State	2-0	Northwestern State	1-0	UConn	12-13
DePaul	6-3	Notre Dame	3-7	UMass Lowell	1-0
East Carolina	5-1	Oakland	1-0	UNLV	1-0
Eastern Illinois	6-1	Ohio	0-1	USC Upstate	2-0
Eastern Kentucky	6-1	Ohio State	0-3	USF	13-4
Fairfield	1-0	Oklahoma	2-0	Utah Valley	1-0
Fairleigh Dickinson	1-0	Ole Miss	0-1	Vanderbilt	1-0
Florida	0-1	Oregon	1-0	Villanova	4-4
Florida AGM	1-0	Penn State	1-0	VCU	1-1
Florida State	1-1	Pittsburgh	4-8	Wagner	2-0
George Mason	0-0	Prairie View AGM	1-0	Weber State	1-0
Georgetown	6-6	Presbyterian	0-1	West Florida	1-0
Georgetown College	1-0	Providence	4-5	West Virginia	3-5
George Washington	1-0	Purdue	1-0	Western Carolina	3-0
Georgia	1-0	Radford	1-0	Western Illinois	1-0
Georgia Southern	1-0	Rhode Island	0-1	Western Kentucky	1-1
Georgia State	1-0	Rice	2-0	Western Michigan	0-0
Gonzaga	0-1	Richmond	1-0	Winthrop	1-0
Harvard	0-1	Robert Morris	1-0	Wichita State	1-1
High Point	1-0	Rutgers	8-4	Wofford	0-1
Houston	9-2	Saint Joseph's	0-1	Wright State	3-0
Howard	1-0	Samford	3-3	Wyoming	1-0
Illinois	0-1	San Diego State	1-0	Xavier	4-8
Illinois-Chicago	1-0	Savannah State	2-0		
Illinois State	0-1	Seton Hall	4-3		
Iowa State	2-1	SIU-Edwardsville	2-0		
IPFW	1-0	SMU	7-4		
Jacksonville State	6-0	SE Missouri State	5-2		

Possible 2018-19 opponents
in boldface

CINCINNATI’S DEFENSIVE NUMBERS UNDER CRONIN

CINCINNATI’S DEFENSIVE STATISTICS DURING THE MICK CRONIN ERA (12 SEASONS; 2007-PRESENT)

YEAR	UC RECORD	OPP FGM-FGA	OPP FG%	OPP 3FGM-3FGA	OPP 3FG%	OPP PPG	GAMES ALLOWED <70 PTS	GAMES ALLOWED <60 PTS	GAMES ALLOWED <50 PTS	GAMES ALLOWED <40% FG	GAMES ALLOWED <35% FG	FORCED TURNOVERS	UC BLOCKS	UC STEALS
2006-07	11-19	685-1539	.445	231-612	.377	67.7	14	8	2	8	4	451	58	230
2007-08	13-19	717-1669	.430	209-621	.337	67.8	18	7	2	8	3	380	73	169
2008-09	18-14	752-1802	.417	186-581	.320	66.3	19	10	3	13	7	406	103	183
2009-10	19-16	807-1954	.413	230-676	.340	66.5	23	12	1	13	5	423	107	199
2010-11	26-9	735-1790	.411	171-529	.323	(9th) 59.6	30	18	7	17	7	492	129	258
2011-12	26-11	849-2063	.412	207-641	.323	(40th) 61.5	29	15	4	16	7	518	(44th) 170	(43rd) 298
2012-13	22-12	716-1851	(14th) .387	171-562	(34th) .304	(22nd) 59.0	30	18	3	16	9	452	(7th) 208	240
2013-14	27-7	690-1745	(19th) .395	182-568	.320	(4th) 58.4	31	19	6	19	8	485	(20th) 188	(24th) 268
2014-15	23-11	700-1804	(15th) .388	192-601	.319	(6th) 55.8	33	22	7	21	11	409	(11th) 185	222
2015-16	22-11	750-1907	(13th) .393	240-672	.357	(12th) 63.3	24	15	2	20	7	450	(9th) 192	(34th) 257
2016-17	30-6	767-1975	(9th) .388	264-765	.345	(8th) 61.3	26	17	3	19	10	476	(16th) 178	(32nd) 260
2017-18	31-5	739-1974	(2nd) .374	231-747	(8th) .309	(2nd) 57.5	30	22	8	24	15	514	(9th) 194	(32nd) 256
2018-19	0-1	20-47	.426	8-20	.400	64.0	1	0	0	0	0	13	7	4

National ranking in parentheses; Cronin-era bests in boldface

THE POLLS

ASSOCIATED PRESS POLL (PRESEASON)

Rk.	Team (First Place Votes)	
1	Kansas (37)	1,581
2	Kentucky (19)	1,529
3	Gonzaga (1)	1,461
4	Duke (4)	1,452
5	Virginia (2)	1,286
6	Tennessee (1)	1,268
7	Nevada	1,230
8	North Carolina	1,221
9	Villanova (1)	1,085
10	Michigan State	1,024
11	Auburn	974
12	Kansas St	922
13	West Virginia	678
14	Oregon	638
15	Virginia Tech	630
16	Syracuse	620
17	Florida St	530
18	Mississippi State	451
19	Michigan	437
20	TCU	311
21	UCLA	297
22	Clemson	268
23	LSU	187
24	Purdue	170
25	Washington	165

OTHERS RECEIVING VOTES:

Loyola (Chi) 162, Marquette 124, Indiana 98, Florida 71, Nebraska 35, Maryland 28, Wisconsin 24, Notre Dame 22, **Cincinnati 21**, Alabama 15, UCF 15, Buffalo 14, Arizona 14, Louisville 11, Miami 10, San Diego St 9, USC 6, Butler 6, Texas Tech 6, Texas 5, Arizona St 3, St. John's 3, Providence 2, Xavier 2, Missouri 1, NC State 1, Marshall 1, Davidson 1.

USA TODAY COACHES POLL (PRESEASON)

Rk.	Team (First Place Votes)	
1	Kansas (14)	771
2	Kentucky (12)	761
3	Duke (4)	743
4	Gonzaga (1)	699
5	Virginia (1)	656
6	Tennessee	613
7	North Carolina	610
8	Villanova	543
9	Nevada	521
10	Michigan St	486
11	Kansas St	469
12	Auburn	432
13	West Virginia	343
14	Syracuse	297
15	Florida St	287
16	Oregon	280
17	Virginia Tech	272
18	Michigan	265
19	Mississippi St	213
20	UCLA	202
21	TCU	153
22	Purdue	107
23	Clemson	106
24	Washington	75
25	Nebraska	67

OTHERS RECEIVING VOTES:

LSU 65, Loyola (Chi) 61, Florida 52, Indiana 34, Marquette 34, NC State 30, **Cincinnati 30**, Alabama 28, Maryland 26, Louisville 10, Providence 10, Buffalo 7, USC 6, Arizona 5, Butler 5, UCF 5, Wisconsin 4, Notre Dame 4, Texas 4, Missouri 3, Baylor 2, Miami 2, St. John's 1, Vanderbilt 1.

CINCINNATI'S WEEKLY RANKINGS

Associated Press	Week	USA Today
RV	Preseason	RV

2017-18 AMERICAN ATHLETIC CONFERENCE

2018-19 AMERICAN CONFERENCE STANDINGS (THRU 11/10)

Team	AAC	Pct.	Overall	Pct.
Temple	0-0	.000	2-0	1.000
Tulsa	0-0	.000	2-0	1.000
Houston	0-0	.000	1-0	1.000
Memphis	0-0	.000	1-0	1.000
SMU	0-0	.000	1-0	1.000
UCF	0-0	.000	1-0	1.000
UConn	0-0	.000	1-0	1.000
USF	0-0	.000	1-0	1.000
ECU	0-0	.000	1-1	.500
Wichita State	0-0	.000	1-1	.500
Cincinnati	0-0	.000	0-1	.000
Tulane	0-0	.000	0-0	.000

2018-19 AAC COMPOSITE SCHEDULE

Sunday, Nov. 11	
UMKC at UConn	TBD
Southern Miss at SMU	3 p.m.
Florida Atlantic at UCF	3 p.m.
Lamar at ECU	4 p.m.
Florida State at Tulane	7 p.m.

Monday, Nov. 12	
Austin Peay at USF	7 p.m.

Tuesday, Nov. 13		
Memphis at LSU	TBD	ESPN
North Carolina Central at Cincinnati	7 p.m.	F50/ESPN3
Georgia at Temple	7 p.m.	
Coastal Carolina at Tulane	8 p.m.	

Wednesday, Nov. 14		
Rice at Houston	8 p.m.	
Western Carolina at SMU	8 p.m.	

Thursday, Nov. 15		
UCF at Cal State Fullerton	1:30 p.m.	ESPN3
Wichita State at Davidson	7 p.m.	ESPN3
UConn at Syracuse	7 p.m.	ESPN2

Friday, Nov. 16		
UCF vs. Saint Joseph's/Wake Forest	TBD	ESPN2/ESPN
Wichita State vs. App. State/Purdue	TBD	ESPN
UConn vs. Iowa/Oregon (4)	TBD	ESPN2/ESPN
Cal Baptist at Tulsa	1 p.m.	
USF vs. Ohio (5)	4:30 p.m.	CBSSN
Milwaukee at Cincinnati	7 p.m.	
Loyola (Md.) at Temple	7 p.m.	
ECU at Georgia Tech	7:30 p.m.	

Saturday, Nov. 17		
Yale at Memphis	TBD	

Sunday, Nov. 18		
Lipscomb at SMU	TBD	
UCF vs. TBD (2)	TBD	ESPN2/ESPN
Wichita State vs. TBD (3)	TBD	ESPN2/ESPN
USF vs. Georgetown (5)	Noon	CBSSN

CINCINNATI IN THE AMERICAN 2017-18 TEAM STATISTICS (FINAL)

CATEGORY	[*NATIONAL] LEAGUE RANK (STAT)
Scoring	3rd (74.2)
Scoring Defense	[2nd] 1st (57.5)
Scoring Margin	[1st] 1st (+16.7)
Free Throw Pct.	7th (.692)
Field Goal Pct.	5th (.450)
Field Goal Pct. Defense	[2nd] 1st (.374)
3-Pt Field Goal Pct.	5th (.353)
3-Pt Field Goal Pct. Defense	[8th] 1st (.309)
Rebounding Offense	[17th] 2nd (39.3)
Rebounding Defense	2nd (31.4)
Rebounding Margin	[8th] 3rd (+7.8)
Blocked Shots	[8th] 1st (5.4)
Assists	2nd (15.8)
Steals	2nd (7.1)
Turnover Margin	1st (+3.0)
Assist-to-Turnover Ratio	[22nd] 2nd (1.4)
Offensive Rebounds	[11th] 1st (13.3)
Defensive Rebounds	4th (25.9)
3-Pt Field Goals Made	7th (7.3)

INDIVIDUAL STATISTICS

PLAYER	[*NATIONAL] LEAGUE RANK (STAT)
Scoring	
Jacob Evans III	16th (13.0)
Gary Clark	17th (12.9)
Jarron Cumberland	24th (11.5)
Kyle Washington	26th (11.3)

Rebounding	
Gary Clark	1st (8.7)
Kyle Washington	13th (5.5)

Field Goal Shooting Percentage	
Gary Clark	7th (.526)
Kyle Washington	11th (.505)

Assists	
Jacob Evans III	13th (3.1)

Free Throw Percentage	
Jacob Evans III	11th (.754)
Gary Clark	13th (.741)

Steals	
Gary Clark	7th (1.4)
Jacob Evans III	10th (1.3)

Three-Point Field Goal Percentage	
Jacob Evans III	10th (.370)

Blocked Shots	
Kyle Washington	4th (1.4)
Gary Clark	7th (1.2)
Jacob Evans III	10th (1.0)

Assist-Turnover Ratio	
Jacob Evans III	9th (1.8)

Offensive Rebounds	
Gary Clark	2nd (3.0)

Defensive Rebounds	
Gary Clark	1st (5.7)
Kyle Washington	15th (3.8)

Minutes Played	
Jacob Evans III	21st (30.8)
Jarron Cumberland	28th (28.9)
Gary Clark	29th (28.5)

*National rankings are in brackets.

CINCINNATI'S RECORD WHEN

	06-07	07-08	08-09	09-10	10-11	11-12	12-13	13-14	14-15	15-16	16-17	17-18	18-19	TOTAL
Home games	10-8	10-7	13-5	13-5	15-3	14-4	13-5	18-1	15-3	14-3	18-0	15-1	0-1	166-45
Away games	0-9	3-11	4-7	2-9	7-4	7-5	5-5	7-3	6-5	6-6	9-3	9-2	0-0	65-69
Neutral site games	1-2	0-1	1-2	4-2	4-2	5-2	4-2	2-3	2-3	2-2	3-3	7-2	0-0	35-26
Conference games	2-14	8-10	8-10	7-11	11-7	12-6	9-9	15-3	13-5	12-6	16-2	16-2	0-0	128-85
vs. Top 25 teams	0-4	2-5	1-7	3-6	3-7	8-4	2-8	4-2	2-1	1-3	2-5	2-4	0-0	30-56
Overtime games	2-0	1-1	2-1	0-3	1-0	1-2	2-1	0-0	2-1	0-3	2-0	0-0	0-0	13-12
Lead at halftime	6-1	10-3	11-3	13-4	25-0	18-3	15-3	23-1	17-3	19-5	24-2	26-2	0-0	306-30
Trail at halftime	4-17	3-15	6-11	4-11	0-9	7-8	7-9	1-6	5-8	1-6	5-2	5-3	0-1	48-106
Tied at halftime	1-1	0-1	1-0	2-1	1-0	1-0	0-0	3-0	1-0	2-0	1-2	0-0	0-0	13-5
Lead with 10:00 left	10-1	9-1	14-1	13-3	26-0	18-4	19-1	23-1	20-3	22-3	27-1	26-1	0-0	281-20
Trail with 10:00 left	1-18	1-18	3-13	6-11	0-9	7-7	3-9	3-6	3-8	0-7	3-5	4-4	0-1	34-116
Tied with 10:00 left	0-0	3-0	1-0	0-2	0-0	1-0	0-2	1-0	0-0	0-1	0-0	1-0	0-0	7-5
Lead with 5:00 left	9-3	11-1	17-1	18-2	25-0	19-4	19-2	26-0	24-1	19-4	28-0	28-1	0-0	243-19
Trail with 5:00 left	0-16	2-17	1-13	0-13	0-9	5-7	2-9	1-7	0-8	1-6	2-6	2-3	0-1	16-115
Tied with 5:00 left	2-0	0-1	0-0	1-1	1-0	2-0	1-1	0-0	0-2	1-1	0-0	1-1	0-0	9-7
Lead with 2:00 left	10-2	11-1	16-0	18-2	25-1	23-2	19-2	25-1	23-1	19-3	27-0	29-1	0-0	246-16
Trail with 2:00 left	0-17	1-17	2-14	1-14	0-8	3-9	1-10	2-6	1-9	2-7	3-5	2-3	0-1	18-120
Tied with 2:00 left	1-0	1-1	0-0	0-0	1-0	0-0	2-0	0-0	0-1	0-1	0-1	0-1	0-0	5-5
Shoot better FG%	8-2	8-3	13-1	15-4	22-0	16-2	15-1	21-0	21-3	16-5	24-0	29-0	0-0	208-21
Shoot worse FG%	3-17	5-16	5-13	4-12	4-9	8-9	4-11	6-7	2-8	6-6	6-6	2-4	0-1	55-119
Shoot 50%-plus	0-2	0-0	4-1	8-1	7-0	6-0	4-0	3-0	9-1	4-2	14-0	8-0	0-0	67-7
Shoot below 50%	11-17	13-19	14-13	11-15	16-8	20-11	18-12	24-7	14-9	16-9	16-6	22-5	0-1	194-132
Opp. shoots 50%-plus	1-9	0-6	0-6	0-2	2-4	1-2	0-1	1-3	0-2	2-3	2-2	1-1	0-0	10-41
Opp. shoots below 50%	10-10	13-13	18-8	19-14	22-5	24-9	22-11	25-4	22-9	19-7	28-4	27-4	0-1	249-99
Opp. shoots below 40%	7-1	6-1	9-3	10-3	17-0	15-1	16-1	17-1	16-5	17-2	19-1	24-0	0-0	173-19
Make 7 or fewer 3FGs	10-12	8-12	7-11	13-12	21-6	12-9	12-9	22-7	20-11	9-5	18-4	16-4	0-1	167-103
Make 8 or more 3FGs	1-7	5-7	11-3	6-4	6-4	14-2	10-3	5-0	3-0	13-6	12-2	15-1	0-0	101-39
Shoot more FTs than opp.	7-3	6-3	12-1	11-2	22-2	16-4	16-3	20-2	20-6	14-3	19-2	21-3	0-0	184-34
Out-rebound opp.	9-5	10-11	13-4	17-8	24-3	10-4	17-8	19-4	18-8	18-7	24-3	25-3	0-1	213-69
Opp. out-rebounds UC	2-14	3-7	2-9	2-8	2-5	13-6	3-4	8-2	3-3	3-2	6-3	3-2	0-0	50-65
Same number of rebounds	0-0	0-1	3-1	0-0	0-1	3-1	2-0	0-1	1-1	1-2	0-0	3-0	0-0	13-8
Commit fewer TOs	7-11	4-5	9-3	7-6	16-6	22-5	14-4	16-4	13-3	17-2	25-3	22-3	0-1	172-56
Commit the same/more TOs	4-8	9-14	9-11	12-10	9-2	4-3	8-7	11-3	10-8	3-10	4-1	9-1	0-0	91-76
Commit 12 or less TOs	7-9	4-7	5-4	5-5	10-5	17-7	8-8	20-4	13-5	14-6	22-5	19-2	0-1	144-68
Outscore opp. bench	6-8	8-6	15-9	19-11	24-7	13-3	11-6	17-1	14-7	15-6	19-3	20-1	0-0	181-68
1-3 point games	1-4	5-5	2-0	4-5	2-1	5-4	2-3	4-2	1-4	2-6	4-0	3-1	0-0	45-35
4-5 point games	0-1	2-1	2-1	3-2	0-2	6-0	2-2	4-1	2-1	4-1	0-2	0-2	0-0	25-16
6-10 point games	5-2	2-6	5-6	4-4	7-2	5-3	7-4	2-2	8-1	3-3	7-2	6-1	0-1	61-37
11-19 point games	4-10	3-5	4-4	4-4	8-5	4-2	6-2	9-1	7-4	6-1	8-2	5-2	0-0	68-42
20-plus point games	1-2	1-2	5-3	4-1	9-1	7-1	5-1	8-1	5-1	7-0	11-0	16-0	0-0	79-13
Score 59 or fewer pts	0-9	3-7	1-6	0-7	3-8	3-7	1-9	2-7	6-11	2-4	4-3	3-0	0-1	28-77
Score 60-69 pts	6-7	8-7	4-6	9-4	9-1	7-4	9-3	11-0	9-0	8-2	6-2	6-2	0-0	91-38
Score 70 or more pts	5-3	2-5	13-2	10-5	14-0	16-2	12-0	14-0	8-0	12-5	20-1	22-3	0-0	148-26
Hold opp. to 50 or fewer pts	3-0	3-0	4-0	1-0	7-0	3-2	4-0	7-0	9-2	4-0	6-0	9-0	0-0	60-4
Hold opp. to 51-60 pts	3-4	5-1	6-2	9-2	12-1	12-3	12-4	11-3	10-3	12-1	11-2	16-0	0-0	120-26
Hold opp. to 61-70 pts	3-2	5-5	5-3	7-4	5-5	10-1	4-7	7-3	4-5	3-5	8-0	4-2	0-1	65-44
Opp. scores 70-plus pts	2-13	0-13	3-9	2-10	2-3	1-5	2-1	2-1	0-1	2-4	5-4	2-3	0-0	23-67
November	5-1	4-2	5-1	4-1	5-0	4-2	6-0	5-1	7-0	5-1	7-0	0-1	0-1	63-10
December	4-3	1-5	5-2	5-2	9-0	6-1	7-1	5-2	4-2	3-4	6-1	5-2	0-0	59-25
January	1-7	5-4	4-4	5-4	4-4	5-4	4-3	9-0	6-2	6-2	8-0	8-0	0-0	65-34
February	1-7	3-3	4-3	2-5	4-3	6-2	2-5	4-2	5-4	5-2	6-2	5-2	0-0	47-40
March	0-1	0-5	0-4	3-4	4-2	5-2	2-3	3-3	3-2	1-3	5-2	6-1	0-0	32-32
Monday	0-0	1-0	3-2	2-2	2-0	2-1	2-2	1-0	0-0	0-0	1-0	3-0	0-0	17-7
Tuesday	0-2	1-1	1-2	4-2	3-0	2-0	4-0	6-0	5-1	3-2	1-0	5-0	0-0	35-10
Wednesday	4-5	4-5	4-1	7-3	9-1	7-0	3-1	2-0	5-1	2-1	6-0	3-0	0-1	56-19
Thursday	0-1	0-2	3-0	1-2	3-1	3-1	1-3	5-1	3-1	3-3	6-0	5-1	0-0	33-16
Friday	1-0	1-1	0-1	0-0	1-0	4-1	1-2	2-1	2-1	2-2	3-0	3-0	0-0	20-9
Saturday	5-7	6-5	6-5	5-3	8-4	5-7	10-2	8-5	5-6	6-3	8-2	6-2	0-0	77-57
Sunday	1-4	0-5	1-3	0-4	0-3	3-1	2-1	2-0	3-1	6-0	5-4	6-2	0-0	29-28

BEARCATS STARTING LINEUPS

OPPONENT	UC STARTERS
<i>Tusculum (EXH.)</i>	<i>Jenifer, Broome, Cumberland, Scott, Brooks</i>
Ohio State	Jenifer, Broome, Cumberland, Scott, Brooks
North Carolina Central	
Milwaukee	
Western Michigan	
vs. George Mason	
vs. Baylor/Ole Miss	
Arkansas-Pine Bluff	
at UNLV	
NKU	
Xavier	
at Mississippi State	
UCLA	
South Carolina State	
Tulane	
at ECU	
at Tulsa	
UConn	
USF	
at Wichita State	
Tulsa	
at Temple	
SMU	
at Memphis	
at Houston	
Wichita State	
UCF	
at UConn	
at SMU	
Memphis	
at UCF	
Houston	

RECORD BY STARTING LINEUPS

UC STARTERS	RECORD
Jenifer, Broome, Cumberland, Scott, Brooks	0-1

PLAYERS IN DOUBLE FIGURES

# OF PLAYERS	0	1	2	3	4	5	6	7
TIMES THIS SEASON	0	1	0	0	0	0	0	0

SPECIALTY STATISTICS

OPPONENT	RESULT	OFF TO	IN PAINT	2ND CHANCE	FAST BREAK	BENCH
Ohio State		7	18	14	5	9
at Cincinnati	L, 56-64	10	18	9	8	9
North Carolina Central						
at Cincinnati						
Milwaukee						
at Cincinnati						
Western Michigan						
at Cincinnati						
George Mason						
vs. Cincinnati						
Baylor/Ole Miss						
vs. Cincinnati						
Arkansas-Pine Bluff						
at Cincinnati						
at UNLV						
Cincinnati						
NKU						
at Cincinnati						
Xavier						
at Cincinnati						
at Mississippi State						
Cincinnati						
UCLA						
at Cincinnati						
South Carolina State						
at Cincinnati						
Tulane						
at Cincinnati						
at ECU						
Cincinnati						
at Tulsa						
Cincinnati						
UConn						
at Cincinnati						
USF						
at Cincinnati						
at Wichita State						
Cincinnati						
Tulsa						
at Cincinnati						
at Temple						
Cincinnati						
SMU						
at Cincinnati						
at Memphis						
Cincinnati						
at Houston						
at Cincinnati						
Wichita State						
at Cincinnati						
UCF						
at Cincinnati						
at UConn						
Cincinnati						
at SMU						
Cincinnati						
Memphis						
at Cincinnati						
at UCF						
Cincinnati						
Houston						
at Cincinnati						
TOTALS		OFF TO	IN PAINT	2ND CHANCE	FAST BREAK	BENCH
CINCINNATI						
AVERAGE						
OPPONENTS						
AVERAGE						

OVERTIME RECORDS

UC'S OVERALL RECORD		56-55		
1 OT Games		47-44		
2 OT Games		8-8		
3 OT Games		0-1		
4 OT Games		0-2		
7 OT Games		1-0		
RECORDS IN OVERTIME GAMES				
Home	27-17	.614		
Schmidlapp Gym	3-4	.429		
Schmidt Fieldhouse	0-1	.000		
Music Hall	0-1	.000		
Armory Fieldhouse	5-4	.556		
Cincinnati Gardens	3-2	.600		
U.S. Bank Arena	3-1	.750		
Fifth Third Arena	14-4	.778		
Away	17-30	.362		
Neutral	11-8	.579		
Current Streak: Won 2				
Longest Winning Streak: 5 (Tay Baker - 1966-67)				
Longest Losing Streak: 4 (Bob Ruess, 1943 - John Weithe, 1950)				
• On Dec. 21, 1981 Cincinnati and Bradley played an NCAA-record 7-overtime game which UC won, 75-73.				
• Cincinnati has been involved in two of the five NCAA tournament championship games to go into overtime. The Bearcats defeated Ohio State, 70-65, in 1961, but lost to Loyola (Ill.), 60-58, in 1963.				
• In 1966-67, Cincinnati played six overtime games, winning five.				
UC COACHES IN OVERTIME GAMES				
COACH (YEARS)	NO.	RECORD	PCT.	
Bob Huggins (1989-2005)	25	14-11	.560	
Mick Cronin (2006-pres.)	25	13-12	.520	
Tay Baker (1965-72)	9	7-2	.778	
Ed Jucker (1960-65)	9	4-5	.444	
Ed Badger (1978-83)	8	3-5	.375	
Tony Yates (1983-89)	7	2-5	.286	
John Wiethe (1946-52)	5	1-4	.200	
George Smith (1952-60)	4	3-1	.750	
Gale Catlett (1972-78)	4	2-2	.500	
Frank Rice (1928-32)	4	1-3	.250	
Boyd Chambers (1918-28)	3	3-0	1.000	
Clark Ballard (1939-42)	2	2-0	1.000	
Andy Kennedy (2005-06)	2	1-1	.250	
Tay Brown (1933-37)	2	0-2	.000	
John Halliday (1932-33)	1	0-1	.000	
Bob Ruess (1942-44)	1	0-1	.000	
Walter Van Winkle (1937-39)	0	—	—	
Ray Farnham (1944-46)	0	—	—	
OVERTIME GAMES IN MICK CRONIN ERA				
1/20/07	W	UC 96, West Virginia 83	1	SC
2/28/07	W	UC 70, Seton Hall 67	1	SC
2/9/08	W	UC 72, Rutgers 68	1	SC
3/2/08	L	Providence 81, UC 79	1	A
12/20/08	W	UC 85, Eastern Kentucky 77	1	SC
2/7/09	W	UC 64, Georgetown 62	1	SC
3/7/09	L	Seton Hall 67, UC 63	1	SC
11/25/09	L	Gonzaga 61, UC 59	1	N
12/13/09	L	Xavier 83, UC 79	2	A
2/21/10	L	Marquette 79, UC 76	1	SC
2/19/11	W	UC 93, Providence 81	1	A
11/25/11	L	Marshall 73, UC 69	1	SC
1/21/12	L	West Virginia 77, UC 74	1	A
3/8/12	W	UC 72, Georgetown 70	2	N
1/19/13	W	UC 71, Marquette 69	1	SC
2/21/13	L	UConn 73, UC 66	1	A
3/9/13	W	UC 61, USF 53	1	SC
12/13/14	L	Nebraska 56, UC 55	2	A
12/17/14	W	UC 71, San Diego State 62	1	SC
3/19/15	W	UC 66, Purdue 65	1	N
1/16/16	L	Temple 67, UC 65	2	A
2/18/16	L	Tulsa 70, UC 68	1	A
3/11/16	L	UConn 104, UC 97	4	N
12/1/16	W	UC 55, Iowa State 54	1	A
12/22/16	W	UC 93, Marshall 91	1	SC

THE LAST TIME...

TEAM

100 POINTS BY A TEAM

By UC	102 vs. Western Carolina, 11/13/17
By Opponent	104 by UConn (40T), 3/11/16

90-99 POINTS BY A TEAM

By UC	97 vs. Coppin State, 11/16/17
By Opponent	91 by Marshall, 12/22/16

30-PLUS POINT WIN

By UC	37 (77-40) vs. UCF, 2/6/18
By Opponent	38 (89-51) vs. Notre Dame, 3/10/11

60 PERCENT SHOOTING BY A TEAM

By UC	.628 vs. Kansas State, 3/17/17
By Opponent	.674 vs. Pittsburgh, 2/14/09

50 PERCENT SHOOTING BY A TEAM

By UC	.554 vs. Tulsa, 2/25/18
By Opponent	.529 by Wichita State, 2/18/18

CINCINNATI PLAYED A RANKED OPPONENT

UC Win	56-55 vs. No. 11 Houston, 3/11/18
UC Loss	73-75 vs. No. 24 Nevada, 3/18/18

SINGLE OVERTIME GAME

UC Win	93-91 (OT) vs. Marshall, 12/22/16
UC Loss	104-97 (4OT) vs. UConn, 3/11/16

DOUBLE OVERTIME GAME

UC Win	72-70 (2OT) vs. Georgetown, 3/8/12
UC Loss	104-97 (4OT) vs. UConn, 3/11/16

TRIPLE OVERTIME GAME

UC Win	75-73 (7OT*) vs. Bradley, 12/21/81
UC Loss	104-97 (4OT) vs. UConn, 3/11/16

* - NCAA record.

INDIVIDUAL

40 POINTS BY A PLAYER

By UC	41, Steve Logan vs. Southern Mississippi, 2/15/02
By Opponent	40, Trevon Bluiett, Xavier, 1/26/17

30 POINTS BY A PLAYER

By UC	37, Troy Caupain vs. UConn, 3/11/16
By Opponent	32, Daniel Hamilton, vs. UConn, 3/11/16

20 REBOUNDS BY A PLAYER

By UC	20, Cedric McGowan vs. DePaul, 1/4/06
By Opponent	four times

15 REBOUNDS BY A PLAYER

By UC	15, Gary Clark, at UCF, 1/16/18
By Opponent	15, Greg Monroe, vs. Georgetown, 3/6/10

TWO PLAYERS WITH 20 OR MORE POINTS IN SAME GAME

By UC	Gary Clark (25), Jacob Evans (20) vs. UConn, 3/11/17
By Opponent	Daniel Hamilton (32), Jalen Adams (22) vs. UConn, 3/11/16

THREE PLAYERS WITH 10 OR MORE REBOUNDS IN SAME GAME

By UC	Gary Clark (10), Kyle Washington (10) & Troy Caupain (10) at Iowa State, 12/1/16
-------	---

TWO PLAYERS WITH 10 OR MORE REBOUNDS IN SAME GAME

By UC	Gary Clark (10) and Kyle Washington (11) vs. Nevada, 3/18/18
By Opponent	Ben Moore (11), Sterling Brown (11) vs. SMU, 1/12/17

10 ASSISTS BY A PLAYER

By UC	10, Troy Caupain, vs. USF, 2/4/16
By Opponent	10, Chris Howard, at USF, 2/14/09

FIVE STEALS BY A PLAYER

By UC	5, Jacob Evans III vs. Temple, 1/24/18
By Opponent	5, Galen Robinson, Jr., vs. Houston, 3/11/18

FIVE BLOCKED SHOTS BY A PLAYER

By UC	5, Gary Clark vs. Mississippi State, 12/12/17
By Opponent	5, Amida Brimah, vs. UConn, 3/11/16

DOUBLE-DOUBLE BY A UC PLAYER

UC Win	Jarron Cumberland (27 pts., 11 rebs) vs. Georgia State, 3/16/18
UC Loss	Gary Clark (14 pts., 12 rebs.) at Butler, 12/10/16

DOUBLE-DOUBLES BY TWO UC PLAYERS

By UC	Kyle Washington (11 pts, 10 rebs) and Gary Clark (10 pts, 11 rebs) at Iowa State, 12/1/16
-------	---

DOUBLE-DOUBLES BY THREE UC PLAYERS

By UC	Troy Caupain (37 pts, 10 rebs), Octavius Ellis (13 pts, 10 rebs) & Gary Clark (12 pts, 12 rebs) vs. UConn, 3/11/16
-------	--

TRIPLE-DOUBLE BY A UC PLAYER

By UC	Eric Hicks (22 pts., 12 rebs., 10 blks.) vs. Marquette, 1/7/06
-------	---

UC PLAYER LED TEAM IN POINTS, REBOUNDS & ASSISTS

By UC	Sean Kilpatrick (26 pts., 12 rebs., 6 asst.) vs. SMU, 1/1/13
-------	---

A PLAYER WON A GAME IN THE FINAL SECONDS

By UC	Jacob Evans III hits 19-foot jumper with 0.4 left at Temple as UC wins 55-53, 1/4/18
By Opponent	Roosevelt Jones layup with :00.1 left Butler defeats UC 78-76, 12/2/15

FOUR PLAYERS SCORED IN DOUBLE FIGURES

By UC	Jacob Evans III (19), Jarron Cumberland (17), Gary Clark (11), Kyle Washington (10) at No. 11 Wichita State, 3/4/18
-------	---

FIVE PLAYERS SCORED IN DOUBLE FIGURES

By UC	Jarron Cumberland (19), Justin Jenifer (16) Jacob Evans III (12), Kyle Washington (11), Cane Broome (11) vs. Coppin State, 11/16/17
-------	---

SIX PLAYERS SCORED IN DOUBLE FIGURES

By UC	Jacob Evans (19), Cane Broome (17), Justin Jenifer (15) Gary Clark (13), Jarron Cumberland (10), Keith Williams (10) vs. Savannah State, 11/10/17
-------	---

SEVEN PLAYERS SCORED IN DOUBLE FIGURES

By UC	Kevin Johnson (18), Jacob Evans (17), Justin Jenifer (13), Kyle Washington (12), Jarron Cumberland (11) Troy Caupain (10), Tre Scott (10) vs. Fairleigh Dickinson, 12/17/16
-------	--

EIGHT PLAYERS SCORED IN DOUBLE FIGURES

By UC	Farad Cobb (15), Shaq Thomas (14), Kevin Johnson (14), Coreontae DeBerry (12), Justin Jenifer (11), Quadri Moore (10), Jacob Evans (10), Octavius Ellis (10) vs. Robert Morris, 11/15/15
-------	---

CRONIN ERA BESTS

MOST POINTS SCORED

119 (W, 119-68)	vs. Fairleigh Dickinson	12/17/16
107 (W, 107-77)	vs. Savannah State	11/10/17
106 (W, 106-44)	vs. Robert Morris	11/15/15
102 (W, 102-60)	vs. Miss. Valley St.	11/13/12
102 (W, 102-62)	vs. Chicago State	12/23/13
102 (W, 102-51)	vs. Western Carolina	11/13/17

MOST POINTS SCORED (HALF)

65 (W, 119-68)	vs. Fairleigh Dickinson	(1st) 12/17/16
60 (W, 99-50)	vs. Arkansas-Pine Bluff	(2nd) 11/22/15
60 (W, 60-40)	vs. Savannah State	(1st) 11/10/17
59 (W, 96-58)	vs. Texas Southern	(1st) 12/13/16
59 (W, 97-84)	vs. No. 20 Memphis	(2nd) 3/6/14
59 (W, 102-60)	vs. Miss. Valley St.	(2nd) 11/13/12

HIGHEST FG PERCENTAGE

.647 (44-68)	vs. Fairleigh Dickinson	12/17/16
.647 (33-51)	vs. UCF	2/25/15
.632 (36-57)	vs. Campbell	11/20/13
.628 (27-43)	vs. St. John's	2/11/09
.628 (27-43)	vs. Kansas State	3/17/17
.610 (36-59)	vs. Western Carolina	11/13/15

HIGHEST 3-PT. PERCENTAGE

.682 (15-22)	vs. Tulsa	2/25/18
.643 (9-14)	vs. Temple	1/17/14
.636 (7-11)	vs. Stony Brook	12/2/14
.600 (6-10)	vs. St. John's	2/11/09
.583 (7-12)	at No. 23/23 SMU	2/5/15
.583 (7-12)	at Georgetown	1/27/07
.583 (14-24)	vs. Central Michigan	11/25/06

MOST REBOUNDS

69	vs. Chicago State	12/23/13
65	vs. Savannah State	11/10/17
56	at Temple (2OT)	1/16/16
56	vs. North Carolina A&T	11/18/12

MOST ASSISTS

32	vs. Robert Morris	11/15/15
29	vs. Fairleigh Dickinson	12/17/16
27	vs. USF	1/29/17
27	vs. Toledo	11/18/09

MOST BLOCKED SHOTS

12	vs. Wagner	12/23/14
12	vs. Marquette	1/19/13
12	at DePaul	1/15/13
12	vs. North Carolina A&T	11/18/12
11	vs. Mississippi State	12/12/17
11	at Xavier	12/2/17

MOST STEALS

23	vs. Ark.-Little Rock	12/6/12
19	vs. Ark.-Pine Bluff	11/22/15
18	vs. Robert Morris	11/15/15

MOST FORCED TURNOVERS

32	vs. Ark.-Little Rock	12/6/12
32	vs. North Carolina State	12/23/06
30	vs. Ark.-Pine Bluff	11/22/15
29	vs. Robert Morris	11/15/15
29	vs. Ark.-Pine Bluff	12/21/11

FEWEST POINTS ALLOWED

34	vs. Dayton	11/27/10
37	vs. Saint Francis (Pa.)	11/14/14
38	at UCF	1/16/18
39	vs. Howard	11/10/06
	at West Virginia	1/30/08
	vs. North Carolina A&T	11/18/12

FEWEST POINTS ALLOWED (HALF)

13	vs. Marquette	1/19/13
13	vs. UCF	(1st) 2/6/18
14	vs. Richmond	(1st) 11/21/17
14	vs. Alabama State	(1st) 11/13/11

LOWEST FG PERCENTAGE ALLOWED

.152 (10-66)	vs. North Carolina A&T	11/18/12
.200 (12-60)	vs. Dayton	11/27/10
.200 (10-50)	at West Virginia	1/30/08

LOWEST 3-PT. FG PERCENTAGE ALLOWED

.000 (0-14)	vs. UCF	2/6/18
.000 (0-10)	at No. 24/22 Pittsburgh	12/31/12
.000 (0-4)	vs. Texas Southern	11/18/08
.045 (1-22)	at West Virginia	1/30/08
.063 (1-16)	vs. Providence	3/13/13
.091 (1-11)	vs. USF	2/2/14

BIGGEST WIN

62 (106-44)	vs. Robert Morris	11/15/15
54 (93-39)	vs. North Carolina A&T	11/18/12

BIGGEST COMEBACK

Down 18 (won 80-70)	vs. Houston	1/31/18
Down 17 (won 96-83 in OT)	vs. West Virginia	1/20/07
Down 16 (won 70-55)	vs. Samford	11/23/16
Down 15 (won 93-91 in OT)	vs. Marshall	12/22/16

CINCINNATI RADIO-TV CHART




0 **LOGAN JOHNSON**
G • 6-2 • 175 • FR-HS
MOUNTAIN VIEW, CALIF.



2 **KEITH WILLIAMS**
G • 6-5 • 210 • SO-1L
BROOKLYN, N.Y.



3 **JUSTIN JENIFER**
G • 5-10 • 175 • SR-3L
BALTIMORE, MD.



5 **TREVOR MOORE**
G • 6-5 • 195 • SO-1L
HOUSTON, TEXAS




10 **RASHAWN FREDERICKS**
G/F • 6-5 • 200 • JR-TR
ST. CROIX, VIRGIN ISLANDS



11 **LAQUILL HARDNETT**
F • 6-8 • 210 • FR-HS
PHILADELPHIA, PA.



13 **TREVON SCOTT**
F • 6-8 • 225 • R-JR-2L
TOWNSEND, GA.



15 **CANE BROOME**
G • 6-0 • 165 • SR-1L
EAST HARTFORD, CONN.




20 **MAMOUDOU DIARRA**
F • 6-9 • 215 • R-FR-HS
BAMAKO, MALI



22 **ELIEL NSOSEME**
F/C • 6-9 • 225 • SO-1L
KINSHASA, CONGO



24 **PRINCE GILLAM TOYAMBI**
F • 6-7 • 225 • FR-HS
KINSHASA, CONGO




31 **SAM MARTIN**
G • 5-10 • 170 • SO-1L
CINCINNATI, OHIO



32 **JOHN KOZ**
G • 6-1 • 200 • JR-2L
CLEVELAND, OHIO



33 **NYSIER BROOKS**
C • 6-11 • 240 • JR-2L
PHILADELPHIA, PA.



34 **JARRON CUMBERLAND**
G • 6-5 • 205 • JR-2L
WILMINGTON, OHIO



MICK CRONIN
HEAD COACH



DARREN SAVINO
ASSOCIATE HEAD COACH



ANTWON JACKSON
ASSISTANT COACH



GREG YOUNCOFSKI
ASSISTANT COACH

CINCINNATI PLAYER SEASON & CAREER HIGHS

#0 - LOGAN JOHNSON

2018-19 SEASON		CAREER
2 vs. Ohio State, 11/7/18	Pts	2 vs. Ohio State, 11/7/18
2 vs. Ohio State, 11/7/18	FG Atts	2 vs. Ohio State, 11/7/18
0	FG Made	0
1 vs. Ohio State, 11/7/18	3PT-FG Atts	1 vs. Ohio State, 11/7/18
0	3PT-FG Made	0
2 vs. Ohio State, 11/7/18	FT Atts	2 vs. Ohio State, 11/7/18
2 vs. Ohio State, 11/7/18	FT Made	2 vs. Ohio State, 11/7/18
0	Rebs	0
0	Assts	0
0	Stls	0
2 vs. Ohio State, 11/7/18	Blks	2 vs. Ohio State, 11/7/18
10 vs. Ohio State, 11/7/18	Mins	10 vs. Ohio State, 11/7/18

#2 - KEITH WILLIAMS

2018-19 SEASON		CAREER
4 vs. Ohio State, 11/7/18	Pts	10, 2x (last vs. Western Carolina, 11/13/17)
6 vs. Ohio State, 11/7/18	FG Atts	12 vs. Savannah State, 11/10/17
1 vs. Ohio State, 11/7/18	FG Made	5, 2x (last vs. Western Carolina, 11/13/17)
2 vs. Ohio State, 11/7/18	3PT-FG Atts	4 vs. Savannah State, 11/10/17
0	3PT-FG Made	1, 4x (last at Wichita State, 3/4/18)
2 vs. Ohio State, 11/7/18	FT Atts	4, 2x (last at Tulane, 3/1/18)
2 vs. Ohio State, 11/7/18	FT Made	4 vs. Temple, 1/24/18
3 vs. Ohio State, 11/7/18	Rebs	5, 2x (last at Tulane, 3/1/18)
0	Assts	2, 2x (last vs. Alabama State, 11/27/17)
1 vs. Ohio State, 11/7/18	Stls	2 vs. Temple, 1/24/18
	Blks	2 at Tulane, 3/1/18
13 vs. Ohio State, 11/7/18	Mins	27 at Tulane, 3/1/18

#3 - JUSTIN JENIFER

2018-19 SEASON		CAREER
5 vs. Ohio State, 11/7/18	Pts	16 vs. Coppin State, 11/16/17
8 vs. Ohio State, 11/7/18	FG Atts	12 vs. Savannah State, 11/10/17
2 vs. Ohio State, 11/7/18	FG Made	6, 2x (last vs. Savannah State, 11/10/17)
4 vs. Ohio State, 11/7/18	3PT-FG Atts	9 vs. UCF, 2/6/18
1 vs. Ohio State, 11/7/18	3PT-FG Made	4, 2x (last vs. Coppin State, 11/16/17)
0	FT Atts	6, 7x (last vs. SMU, 1/7/18)
0	FT Made	6 vs. Robert Morris, 11/15/15
2 vs. Ohio State, 11/7/18	Rebs	5, 2x (last vs. USF, 1/29/17)
5 vs. Ohio State, 11/7/18	Asts	9, 3x (last vs. USF, 1/29/17)
1 vs. Ohio State, 11/7/18	Stls	3, 2x (last vs. USF, 2/4/16)
0	Blks	0
27 vs. Ohio State, 11/7/18	Mins	35 at Temple, 1/4/17

#5 - TREVOR MOORE

2018-19 SEASON		CAREER
2 vs. Ohio State, 11/7/18	Pts	14 vs. UCF, 2/6/18
5 vs. Ohio State, 11/7/18	FG Atts	8 vs. UConn, 2/22/18
1 vs. Ohio State, 11/7/18	FG Made	4, 3x (last vs. vs. UConn, 2/22/18)
3 vs. Ohio State, 11/7/18	3PT-FG Atts	8 vs. UConn, 2/22/18
0	3PT-FG Made	4 vs. UConn, 2/22/18
0	FT Atts	5, vs UCF, 2/6/18
0	FT Made	4 vs UCF, 2/6/18
2 vs. Ohio State, 11/7/18	Rebs	8 vs. Richmond, 11/21/17
0	Assts	3 vs. Richmond, 11/21/17
1 vs. Ohio State, 11/7/18	Stls	2, 4x (last at Temple, 1/4/18)
0	Blks	1, 2x (last at Tulane, 3/1/18)
18 vs. Ohio State, 11/7/18	Mins	26 at Memphis, 1/27/18

#10 - RASHAWN FREDERICKS

2018-19		CAREER
1 vs. Ohio State, 11/7/18	Pts	1 vs. Ohio State, 11/7/18
2 vs. Ohio State, 11/7/18	FG Atts	2 vs. Ohio State, 11/7/18
0	FG Made	0
2 vs. Ohio State, 11/7/18	3PT-FG Atts	2 vs. Ohio State, 11/7/18
0	3PT-FG Made	0
2 vs. Ohio State, 11/7/18	FT Atts	2 vs. Ohio State, 11/7/18
1 vs. Ohio State, 11/7/18	FT Made	1 vs. Ohio State, 11/7/18
2 vs. Ohio State, 11/7/18	Rebs	2 vs. Ohio State, 11/7/18
0	Assts	0
0	Stls	0
0	Blks	0
14 vs. Ohio State, 11/7/18	Mins	14 vs. Ohio State, 11/7/18

#11 - LAQUILL HARDNETT

2018-19 SEASON		CAREER
0	Pts	0
0	FG Atts	0
0	FG Made	0
0	3PT-FG Atts	0
0	3PT-FG Made	0
0	FT Atts	0
0	FT Made	0
0	Rebs	0
0	Assts	0
0	Stls	0
0	Blks	0
0	Mins	0

#13 - TREVON SCOTT

2018-19 SEASON		CAREER
8 vs. Ohio State, 11/7/18	Pts	11 vs. Texas Southern, 12/13/16
5 vs. Ohio State, 11/7/18	FG Atts	10 vs. Texas Southern, 12/13/16
2 vs. Ohio State, 11/7/18	FG Made	5, 3x (last vs. Fairleigh Dickinson, 12/17/16)
3 vs. Ohio State, 11/7/18	3PT-FG Atts	3 vs. Ohio State, 11/7/18
1 vs. Ohio State, 11/7/18	3PT-FG Made	1, 2x (last vs. Ohio State, 11/7/18)
4 vs. Ohio State, 11/7/18	FT Atts	6 vs. UA-Pine Bluff, 12/19/17
2 vs. Ohio State, 11/7/18	FT Made	4, 2x (last at Tulane, 3/1/18)
6 vs. Ohio State, 11/7/18	Rebs	10 vs. Tulane, 1/1/17
2 vs. Ohio State, 11/7/18	Assts	6 vs. Western Carolina, 11/13/17
0	Stls	5 vs. USF, 1/29/17
2 vs. Ohio State, 11/7/18	Blks	5 vs. Lipscomb, 11/26/16
28 vs. Ohio State, 11/7/18	Mins	29 vs. Lipscomb, 11/26/16

#15 - CANE BROOME

2018-19 SEASON		CAREER
5 vs. Ohio State, 11/7/18	Pts	39 at Fairleigh Dickinson, 2/20/16*
10 vs. Ohio State, 11/7/18	FG Atts	25, 2x (last vs. LIU Brooklyn, 3/2/16)*
1 vs. Ohio State, 11/7/18	FG Made	15 vs. LIU Brooklyn, 3/2/16*
4 vs. Ohio State, 11/7/18	3PT-FG Atts	13 at LIU Brooklyn, 1/27/16*
1 vs. Ohio State, 11/7/18	3PT-FG Made	6 at LIU Brooklyn, 1/27/16*
2 vs. Ohio State, 11/7/18	FT Atts	22 at Fairleigh Dickinson, 2/20/16*
2 vs. Ohio State, 11/7/18	FT Made	15 at Fairleigh Dickinson, 2/20/16*
2 vs. Ohio State, 11/7/18	Rebs	10, 2x (last at Bryant, 2/18/16)*
2 vs. Ohio State, 11/7/18	Assts	6, 5x (last at Memphis, 1/27/18)
0	Stls	4, 4x (last vs. Wagner, 1/9/16)*
0	Blks	2 at Brown, 12/28/14*
28 vs. Ohio State, 11/7/18	Mins	44 at Bryant, 3/4/15*

#20 - MAMOUDOU DIARRA

2018-19 SEASON		CAREER
0	Pts	9 vs. Western Carolina, 11/13/17
0	FG Atts	6 vs. Western Carolina, 11/13/17
0	FG Made	3 vs. Western Carolina, 11/13/17
0	3PT-FG Atts	2 vs. Coppin State, 11/16/17
0	3PT-FG Made	1 vs. Coppin State, 11/16/17
0	FT Atts	4 vs. Western Carolina, 11/13/17
0	FT Made	3 vs. Western Carolina, 11/13/17
0	Rebs	6 vs. Western Carolina, 11/13/17
0	Assts	1, 2x (last vs. UA-Pine Bluff, 12/19/17)
0	Stls	1 vs. Alabama State, 11/27/17
0	Blks	2 vs. Alabama State, 11/27/17
0	Mins	12, 2x (last vs. UA-Pine Bluff, 12/19/17)

#22 - ELIEL NSOSEME

2018-19 SEASON		CAREER
0	Pts	5 vs. Memphis, 12/31/17
1 vs. Ohio State, 11/7/18	FG Atts	5 vs. Memphis, 12/31/17
0	FG Made	2, 3x (last at SMU, 2/11/18)
0	3PT-FG Atts	0
0	3PT-FG Made	0
0	FT Atts	5 vs. Savannah State, 11/10/17
0	FT Made	1, 4x (last vs. UCF, 2/6/18)
6 vs. Ohio State, 11/7/18	Rebs	8 vs. Savannah State, 11/10/17
1 vs. Ohio State, 11/7/18	Assts	2 vs. Coppin State, 11/16/17
0	Stls	1, 3x vs UConn, 2/22/18
0	Blks	4 at Xavier, 12/2/17
14 vs. Ohio State, 11/7/18	Mins	14 vs. Ohio State, 11/7/18

#33 - NYSIER BROOKS

2018-19 SEASON		CAREER
7 vs. Ohio State, 11/7/18	Pts	10 vs. Samford, 11/23/16
6 vs. Ohio State, 11/7/18	FG Atts	7, 2x (last at SMU, 2/11/18)
3 vs. Ohio State, 11/7/18	FG Made	4, 3x (last vs. ECU, 1/20/18)
0	3PT-FG Atts	0
0	3PT-FG Made	0
2 vs. Ohio State, 11/7/18	FT Atts	6 vs. Alabama State, 11/27/17
1 vs. Ohio State, 11/7/18	FT Made	3, 3x (last vs. UCF, 2/6/18)
6 vs. Ohio State, 11/7/18	Rebs	8 vs. Western Carolina, 11/13/17
0	Assts	2 vs. Western Carolina, 11/13/17
0	Stls	2 vs. Wyoming, 11/22/17
2 vs. Ohio State, 11/7/18	Blks	5 at East Carolina, 1/15/17
24 vs. Ohio State, 11/7/18	Mins	19 at SMU, 2/11/18

#34 - JARRON CUMBERLAND

2018-19 SEASON		CAREER
22 vs. Ohio State, 11/7/18	Pts	27 vs. Georgia State, 3/16/18
17 vs. Ohio State, 11/7/18	FG Atts	17, 4x (last vs. Ohio State, 11/7/18)
7 vs. Ohio State, 11/7/18	FG Made	8, 2x (last vs. Georgia State, 3/16/18)
7 vs. Ohio State, 11/7/18	3PT-FG Atts	11 vs. Georgia State, 3/16/18
3 vs. Ohio State, 11/7/18	3PT-FG Made	6 vs. USF, 1/29/17
7 vs. Ohio State, 11/7/18	FT Atts	10, 2x (last vs. Houston, 1/31/18)
5 vs. Ohio State, 11/7/18	FT Made	8 vs. Lipscomb, 11/26/16
2 vs. Ohio State, 11/7/18	Rebs	11 vs. Georgia State, 3/16/18
2 vs. Ohio State, 11/7/18	Assts	8, 2x (last vs. SMU, 3/9/18)
1 vs. Ohio State, 11/7/18	Stls	5 vs. SMU, 3/12/17
0	Blks	3 vs. ECU, 1/20/18
23 vs. Ohio State, 11/7/18	Mins	40 vs. Georgia State, 3/16/18



#0 LOGAN JOHNSON

GUARD • 6-2 • 175 • FRESHMAN • HS • MOUNTAIN VIEW, CALIF. (SAINT FRANCIS HS)

2017-18 Season (Freshman): Registered his first collegiate points on a pair of free throws against Ohio State (11/7) ... posted five points with four rebounds and two assists in 18 minutes of play during the exhibition game against Tusculum (11/1).

Prior to Cincinnati: Averaged 22 points, eight rebounds, six assists and three steals as a senior at Saint Francis High School, helping lead the Lancers in the Division I Playoffs ... tabbed West Catholic Athletic League First Team, San Francisco Chronicle All-Metro First Team, MaxPreps All-NorCal Second Team and SportsStars Magazine All-NorCal First Team as a senior ... guided the Lancers to the Northern California Division II championship game, averaging 18 points, eight rebounds, five assists and two steals as a junior ... named West Catholic Athletic League Most Valuable Player, the San Francisco Chronicle Player of the Year, the Cal Hi Sports Bay Area Player of the Year, a Mercury News First Team All-Bay Area selection, a Pangos All-American and a Cal Hi Sports Third Team All-State honoree as a junior ... tabbed a four-star prospect according to Scout.com, Johnson was listed among the Top 20 players in the Golden State and among the Top 150 players in the nation by 247 Sports and Rivals.com.

Personal: Born Oct. 11, 1999 in Spokane, Wash. ... son of Jennifer and Milton Johnson ... has one sister, Lauren, and three brothers, Brandon, Tyler and Gabe ... his brother, Tyler Johnson, plays for the NBA's Miami Heat ... ambidextrous.

SEASON & CAREER STATISTICS

2018-19 SEASON

		CAREER
2 vs. Ohio State, 11/7/18	Pts	2 vs. Ohio State, 11/7/18
2 vs. Ohio State, 11/7/18	FG Atts	2 vs. Ohio State, 11/7/18
0	FG Made	0
1 vs. Ohio State, 11/7/18	3PT-FG Atts	1 vs. Ohio State, 11/7/18
0	3PT-FG Made	0
2 vs. Ohio State, 11/7/18	FT Atts	2 vs. Ohio State, 11/7/18
2 vs. Ohio State, 11/7/18	FT Made	2 vs. Ohio State, 11/7/18
0	Rebs	0
0	Assts	0
0	Stls	0
2 vs. Ohio State, 11/7/18	Blks	2 vs. Ohio State, 11/7/18
10 vs. Ohio State, 11/7/18	Mins	10 vs. Ohio State, 11/7/18

MISCELLANEOUS STATISTICS

CATEGORY

	2018-19	CAREER
Double-Figure Scoring Games	0	0
Double-Figure Rebounding Games	0	0
Double-Double Games	0	0
20-Point Scoring Games	0	0
Games Led UC in Scoring	0	0
Games Led UC in Rebounding	0	0
Games Led UC in Assists	0	0
Games With 3+ Assists	0	0
Games With 3+ Blocks	0	0
Games With 3+ Steals	0	0
Games With 3+ Three-Pointers	0	0


GAME-BY-GAME STATISTICS

2018-19 (FRESHMAN SEASON)

Opponent	Date	gs	min	Total	3-Pointers	Free throws	Rebounds												
				fg-fga	pct	3fg-fga	pct	ft-fa	pct	off	def	tot	avg	pf	a	t/o	blk	stl	pts
OHIO ST.	11/07/18	10		0-2	.000	0-1	.000	2-2	1.000	0	0	0	0.0	2	0	0	2	0	2
Totals		0	10	0-2	.000	0-1	.000	2-2	1.000	0	0	0	0.0	2	0	0	2	0	2

CAREER STATISTICS

Season	gp-gs	min/avg	Total	3-Point	F-Throws	Rebounds													Scoring
			fg-fga	pct	fg-fga	pct	ft-fa	pct	off	def	tot	avg	pf	fo	ast	to	blk	stl	pts
2018-19	1-0	10/10.0	0-2	.000	0-1	.000	2-2	1.000	0	0	0	0.0	2	0	0	0	2	0	2
TOTAL	1-0	10/10.0	0-2	.000	0-1	.000	2-2	1.000	0	0	0	0.0	2	0	0	0	2	0	2



#2 KEITH WILLIAMS

GUARD • 6-5 • 210 • SOPHOMORE • 1L • BROOKLYN, N.Y. (BISHOP LOUGHLIN MEMORIAL)

MOMENTS

» Netted 10 points in back-to-back games against Savannah State (11/10/17) and Western Carolina (11/13/17) to start his collegiate career.
» Scored 18 points on 7-of-13 shooting with a pair of steals against Ottawa (8/5) during UC's 2018 summer tour in Canada.

2018-19 Season (Sophomore): Ranked third on the team, averaging 11.3 points and 4.3 rebounds during Cincinnati's three-game tour of Canada in August 2018.

2017-18 Season (Freshman): Played in 33 games as a reserve, averaging 3.1 points and 1.2 rebounds in 9.8 minutes ... scored in double figures in each of his first two collegiate games, netting 10 points on 5-of-12 shooting with five rebounds in the season opener with Savannah State (11/10) and 10 points on 5-of-7 shooting against Western Carolina (11/13) ... grabbed a season-high five rebounds against Savannah State (11/10) and Tulane (3/1) ... scored nine points on 4-of-7 shooting in 14 minutes against Arkansas-Pine Bluff (12/19) ... hit a three-pointer at No. 19 Wichita State (3/4) in the regular-season finale ... knocked in a three-pointer just prior to the halftime buzzer at UConn (2/3).

Prior to Cincinnati: Named the 2017 All-New York City Player of the Year and Catholic High School Athletic Association (CHSAA) Class AA Most Valuable Player, helping Bishop Loughlin to the Brooklyn/Queens championship game and intersectional semifinals ... averaged 22.2 points and 10.6 rebounds as a senior and 15 points and 4.3 rebounds as a junior ... netted 37 points in a CHSAA Brooklyn/Queens diocesan semifinal double overtime win against Christ the King ... tallied 25 points on 12-of-17 shooting from the field in the 2017 Jordan Brand Classic Regional Boys Game at the Barclays Center ... averaged 15.0 points and 4.3 rebounds while shooting 47.8 percent (96 of 201) from the field and 40.6 percent (28 of 69) from three-point range in 17 games for New Heights, an AAU squad on the 2016 Under Armour Association's 17U summer circuit ... tabbed a four star prospect by Rivals.com and 247Sports.

Personal: Born July 25, 1998 in Brooklyn, New York ... son of Yvette and Keith Williams Sr. ... has two brothers, Cleyon Carryl and Courtney Tyrell, and a sister, Tuanieha ... right-handed.

SEASON & CAREER STATISTICS

2018-19 SEASON

4 vs. Ohio State, 11/7/18	Pts	10, 2x (last vs. Western Carolina, 11/13/17)
6 vs. Ohio State, 11/7/18	FG Atts	12 vs. Savannah State, 11/10/17
1 vs. Ohio State, 11/7/18	FG Made	5, 2x (last vs. Western Carolina, 11/13/17)
2 vs. Ohio State, 11/7/18	3PT-FG Atts	4 vs. Savannah State, 11/10/17
0	3PT-FG Made	1, 4x (last at Wichita State, 3/4/18)
2 vs. Ohio State, 11/7/18	FT Atts	4, 2x (last at Tulane, 3/1/18)
2 vs. Ohio State, 11/7/18	FT Made	4 vs. Temple, 1/24/18
3 vs. Ohio State, 11/7/18	Rebs	5, 2x (last at Tulane, 3/1/18)
0	Assts	2, 2x (last vs. Alabama State, 11/27/17)
1 vs. Ohio State, 11/7/18	Stls	2 vs. Temple, 1/24/18
0	Blks	2 at Tulane, 3/1/18
13 vs. Ohio State, 11/7/18	Mins	27 at Tulane, 3/1/18

CAREER

MISCELLANEOUS STATISTICS

CATEGORY	2017-18	2018-19	CAREER
Double-Figure Scoring Games	2	0	2
Double-Figure Rebounding Games	0	0	0
Double-Double Games	0	0	0
20-Point Scoring Games	0	0	0
Games Led UC in Scoring	0	0	0
Games Led UC in Rebounding	0	0	0
Games Led UC in Assists	0	0	0
Games With 3+ Assists	0	0	0
Games With 3+ Blocks	0	0	0
Games With 3+ Steals	0	0	0
Games With 3+ Three-Pointers	0	0	0

GAME-BY-GAME STATISTICS

2018-19 (SOPHOMORE SEASON)

Opponent	Date	gs	min	Total		3-Pointers		Free throws		Rebounds				pf	a	t/o	blk	stl	pts	avg
				fg-fga	_pct	3fg-fga	_pct	ft-fita	_pct	off	def	tot	avg							
OHIO ST.	11/07/18	13	13	1-6	.167	0-2	.000	2-2	1.000	1	2	3	3.0	1	0	1	1	1	4	4.0
Totals		0	13	1-6	.167	0-2	.000	2-2	1.000	1	2	3	3.0	1	0	1	1	1	4	4.0

2017-18 (FRESHMAN SEASON)

Opponent	Date	gs	min	Total		3-Pointers		Free throws		Rebounds				pts	avg					
				fg	pct	ft	pct	ft	pct	off	def	tot	avg							
SAVANNAH STATE	11/10/17	15	5-12	.417	0-4	.000	0-0	.000	3	2	5	5.0	0	1	0	0	10	10.0		
WESTERN CAROLINA	11/13/17	19	5-7	.714	0-2	.000	0-2	.000	0	1	1	3.0	0	1	0	0	1	10	10.0	
COPPIN STATE	11/16/17	18	2-6	.333	0-2	.000	0-3	.000	0	2	2	2.7	0	2	2	0	1	4	8.0	
vs Buffalo	11/20/17	13	2-5	.400	0-0	.000	0-1	.000	0	1	1	2.3	2	0	2	0	1	4	7.0	
vs Richmond	11/21/17	15	0-2	.000	0-0	.000	1-2	.500	0	1	1	2.0	2	1	3	0	1	1	5.8	
vs Wyoming	11/22/17	11	1-3	.333	1-2	.500	1-2	.500	0	0	0	1.7	0	0	0	0	1	4	5.5	
ALABAMA STATE	11/27/17	20	3-5	.600	0-1	.000	2-3	.667	2	0	2	1.7	0	2	0	0	0	8	5.9	
at Xavier	12/02/17	2	0-0	.000	0-0	.000	0-0	.000	0	1	1	1.6	1	0	0	0	0	0	5.1	
vs Florida	12/09/17	2	0-0	.000	0-0	.000	0-0	.000	0	1	1	1.6	0	0	1	0	0	0	4.6	
MISSISSIPPI ST.	12/12/17	13	2-4	.500	0-2	.000	0-0	.000	0	1	1	1.5	1	0	2	1	1	4	4.5	
at UCLA	12/16/17	11	2-6	.333	0-1	.000	0-0	.000	2	1	3	1.6	1	1	1	0	0	4	4.5	
UA-PINE BLUFF	12/19/17	14	4-7	.571	0-1	.000	1-1	1.000	0	2	2	1.7	1	1	1	0	1	9	4.8	
CLEVELAND STATE	12/21/17	9	2-4	.500	1-1	1.000	0-0	.000	1	1	2	1.7	1	0	0	0	0	5	4.8	
MEMPHIS	12/31/17	17	1-3	.333	0-1	.000	1-2	.500	0	0	0	1.6	1	1	2	0	0	3	4.7	
at Temple	01/04/18	6	0-2	.000	0-0	.000	0-0	.000	0	0	0	1.5	0	0	0	0	1	0	4.4	
SMU	01/07/18	5	0-0	.000	0-0	.000	2-2	1.000	0	1	1	1.4	0	0	0	0	1	1	2	4.3
at USF	1/13/18	5	0-1	.000	0-0	.000	0-0	.000	0	0	0	1.4	0	1	1	0	0	0	0	4.0
ECU	01/20/18	12	0-5	.000	0-1	.000	0-0	.000	0	3	3	1.4	0	0	0	0	0	0	3.8	
TEMPLE	01/24/18	9	1-3	.333	0-0	.000	4-4	1.000	0	1	1	1.4	2	0	1	0	2	6	3.9	
at Memphis	1/27/18	2	0-0	.000	0-0	.000	0-0	.000	0	0	0	1.4	0	0	0	0	0	0	0	3.7
HOUSTON	01/31/18	1	0-0	.000	0-0	.000	0-0	.000	0	0	0	1.3	0	0	0	0	0	0	0	3.5
at UCONN	2/3/18	2	1-1	1.000	1-1	1.000	0-0	.000	0	0	0	1.2	0	0	0	0	0	3	3.5	
UCF	02/06/18	14	1-5	.200	0-2	.000	0-0	.000	1	1	2	1.3	2	0	2	0	1	2	3.4	
at SMU	02/11/18	12	3-5	.600	0-1	.000	2-2	1.000	0	0	0	1.2	1	1	2	0	1	8	3.6	
WICHITA STATE	02/18/18	6	0-0	.000	0-0	.000	1-2	.500	1	0	1	1.2	0	0	0	0	0	1	3.5	
UCONN	02/22/18	11	1-5	.200	0-2	.000	0-0	.000	1	0	1	1.2	2	1	1	0	0	2	3.5	
TULSA	02/25/18	7	1-2	.500	0-0	.000	0-1	.000	1	0	1	1.2	0	0	1	1	0	2	3.4	
at Tulane	03/01/18	27	2-6	.333	0-0	.000	2-4	.500	3	2	5	1.3	1	1	3	2	1	6	3.5	
at Wichita State	03/04/18	9	1-1	1.000	1-1	1.000	0-0	.000	0	1	1	1.3	1	0	0	0	0	3	3.5	
vs SMU	03/09/18	8	0-2	.000	0-1	.000	0-1	.000	0	1	1	1.3	1	0	1	0	0	0	3.4	
vs Memphis	3-10-18	9	0-1	.000	0-1	.000	0-0	.000	0	1	1	1.3	2	0	0	0	1	0	3	3.3
vs Houston	3-11-18	0	0-0	.000	0-0	.000	0-0	.000	0	0	0	1.3	1	0	0	0	0	0	0	3.2
vs Georgia State	03/16/18	1	0-1	.000	0-0	.000	0-0	.000	0	0	0	1.2	0	0	0	0	0	0	0	3.1
Totals		0	325	40-104	.385	4-27	.148	17-32	.531	15	25	40	1.2	23	14	27	5	15	101	3.1

CAREER STATISTICS

			Total		3-Point		F-Throws		Rebounds										Scoring	
Season	gp-gs	min/avg	fg-fga	pct	fg-fga	pct	ft-fa	pct	off	def	tot	avg	pf	fo	ast	to	blk	stl	pts	avg
2017-18	33-0	325/9.8	40-104	.385	4-27	.148	17-32	.531	15	25	40	1.2	23	0	14	27	5	15	101	3.1
2018-19	1-0	13/13.0	1-6	.167	0-2	.000	2-2	1.000	1	2	3	3.0	1	0	0	1	1	1	4	4.0
TOTAL	34-0	338/9.9	41-110	.373	4-29	.138	19-34	.559	16	27	43	1.3	24	0	14	28	6	16	105	3.1



#3 JUSTIN JENIFER

GUARD • 5-10 • 175 • SENIOR • 3L • BALTIMORE, MD. (MILFORD MILL ACADEMY)

MOMENTS

- » Scored a career-high 16 points with four threes against Coppin State (11/16/17).
- » Had a 21st birthday to remember, scoring 14 points on 5-of-8 shooting with four threes against Bowling Green (12/4/16).
- » Netted 11 points and dished out nine assists in 16 minutes against Robert Morris (11/15/15).

2017-18 Season (Junior): Started 33 of 36 games, averaging 4.8 points, 2.5 assists and 1.0 rebounds in 19.6 minutes ... finished season with 91 assists and only 24 turnovers (3.8-to-1 assist-to-turnover ratio), committing only four turnovers in the last 13 games (239 minutes) ... handed out a season-high seven assists against Cleveland State (12/21) ... scored a career-high 16 points with four three-pointers against Coppin State (11/16) ... tallied 15 points against on 6-of-12 shooting against Savannah State (11/10) ... netted 11 points with a trio of three-pointers against UCF (2/6) ... handed out three of more assists 14 times.

2016-17 Season (Sophomore): Played in 35 games as a reserve, averaging 2.8 points, 1.9 assists and 1.0 rebounds in 12.7 minutes ... handed out 68 assists with only 16 turnovers, a 4.3-to-1 assist-to-turnover ratio, for the season ... registered 35 assists with only five turnovers, a 7.0-to-1 assist-to-turnover ratio, in 12.2 minutes during league play ... scored a career-high 14 points on 5-of-8 shooting with a career-best four three-pointers in 28 minutes against Bowling Green (12/4) on his birthday ... tallied 13 points on 6-of-11 shooting with five assists in 23 minutes against Fairleigh Dickinson (12/17) ... recorded 12 points with nine assists and five rebounds in 28 minutes against USF (1/29) ... handed out nine assists without a turnover in 22 minutes against Texas Southern (12/13) ... handed out three or more assists nine times.

2015-16 Season (Freshman): Played in all 34 games as a reserve, averaging 2.4 points and 1.3 assists in 8.6 minutes ... shot 70.0 percent (14 of 20) from the free throw line for the season ... tallied a season-high 11 points and nine assists against Robert Morris (11/15) ... scored six or more points in seven games on the year ... played a conference-season high 18 minutes against Tulane (1/24), posting six points on a pair of threes to go with two assists and two rebounds ... registered eight points with a pair of threes against Arkansas-Pine Bluff (11/22).

Prior to Cincinnati: Earned Baltimore Sun All-Metro second-team honors while averaging 17.3 points, 7.0 assists and 3.0 rebounds as a senior at Milford Mill Academy ... scored 30 or more points three times, including a 40-point effort during his final year, guiding the Millers to a 15-8 overall mark and an appearance at the regional finals ... tabbed a Gatorade Player of the Year nominee as a senior ... scored more than 1,000 points during his career ... helped his squad advance to the Maryland Class 3A state semifinals as a junior, averaging 18 points and 13 assists during the year ... claimed Baltimore Sun All-Metro first-team honors and was tabbed co-Baltimore County Player of the Year while posting double figures in every game and registered 12 double-doubles as a junior ... saw his team post a 26-2 record and win the state championship as a sophomore, tallying 17 points, seven assists and seven rebounds in the title game ... earned Baltimore Sun All-Metro second-team accolades as a sophomore ... named most valuable player at the 2013 Mary Kline Classic, posting 23 points and 10 assists.

Personal: Born December 4, 1995 in Baltimore, Maryland ... son of Kisha Hull and Howard Jenifer ... has one sister, Raeshawnda ... left-handed.

SEASON & CAREER STATISTICS

2018-19 SEASON

		CAREER
5 vs. Ohio State, 11/7/18	Pts	16 vs. Coppin State, 11/16/17
8 vs. Ohio State, 11/7/18	FG Atts	12 vs. Savannah State, 11/10/17
2 vs. Ohio State, 11/7/18	FG Made	6, 2x (last vs. Savannah State, 11/10/17)
4 vs. Ohio State, 11/7/18	3PT-FG Atts	9 vs UCF, 2/6/18
1 vs. Ohio State, 11/7/18	3PT-FG Made	4, 2x (last vs. Coppin State, 11/16/17)
0	FT Atts	6, 7x (last vs. SMU, 1/7/18)
0	FT Made	6 vs. Robert Morris, 11/15/15
2 vs. Ohio State, 11/7/18	Rebs	5, 2x (last vs. USF, 1/29/17)
5 vs. Ohio State, 11/7/18	Asts	9, 3x (last vs. USF, 1/29/17)
1 vs. Ohio State, 11/7/18	Stls	3, 2x (last vs. USF, 2/4/16)
0	Blks	0
27 vs. Ohio State, 11/7/18	Mins	35 at Temple, 1/4/17

MISCELLANEOUS STATISTICS

CATEGORY	2015-16	2016-17	2017-18	2018-19	CAREER
Double-Figure Scoring Games	1	3	3	0	7
Double-Figure Rebounding Games	0	0	0	0	0
Double-Double Games	0	0	0	0	0
20-Point Scoring Games	0	0	0	0	0
Games Led UC in Scoring	0	0	0	0	0
Games Led UC in Rebounding	0	0	0	0	0
Games Led UC in Assists	1	4	7	1	13
Games With 3+ Assists	3	8	14	1	26
Games With 3+ Blocks	0	0	0	0	0
Games With 3+ Steals	2	1	0	0	3
Games With 3+ Three-Pointers	0	1	3	0	4

CAREER STATISTICS

Season	gp-gs min/avg		Total		3-Point		F-Throws		Rebounds				Scoring					
			fg-fga	pct	fg-fga	pct	ft-fa	pct	off	def	tot	avg	pf	fo	ast	to	blk	stl
2015-16	27-0	232/8.6	21-58	.362	10-30	.333	14-20	.700	2	16	18	0.7	18	0	34	17	0	14
2016-17	35-0	446/12.7	37-90	.411	17-45	.378	7-14	.500	8	27	35	1.0	32	0	68	16	0	16
2017-18	36-33	704/19.6	50-137	.365	30-84	.357	44-57	.772	8	29	37	1.0	43	0	91	24	0	17
2018-19	1-1	27/27.0	2-8	.250	1-4	.250	0-0	.000	0	2	2	2.0	2	0	5	1	0	1
TOTAL	99-34	1409/14.2	110-293	.375	58-163	.356	65-91	.714	18	74	92	0.9	95	0	198	58	0	48



#3 JUSTIN JENIFER

GUARD • 5-10 • 175 • SENIOR • 3L • BALTIMORE, MD. (MILFORD MILL ACADEMY)

GAME-BY-GAME STATISTICS

2018-19 (SENIOR SEASON)


Opponent	Date	gs	min	Total		3-Pointers		Free throws		Rebounds			pf	a	t/o	blk	stl	pts	avg		
				fg-fga	pct	3fg-fga	pct	ft-fa	pct	off	def	tot								avg	
OHIO ST.	11/07/18	*	27	2-8	.250	1-4	.250	0-0	.000	0	2	2	2.0	2	5	1	0	1	5	5.0	
Totals			1	27	2-8	.250	1-4	.250	0-0	.000	0	2	2	2.0	2	5	1	0	1	5	5.0

2016-17 (SOPHOMORE SEASON)

Opponent	Date	gs	min	Total		3-Pointers		Free throws		Rebounds			pf	a	t/o	blk	stl	pts	avg	
				fg-fga	pct	3fg-fga	pct	ft-fa	pct	off	def	tot								avg
BROWN	11/11/16	27	2-4	.500	1-3	.333	1-1	1.000	2	3	5	5.0	1	2	1	0	1	6	6.0	
ALBANY	11/14/16	19	2-5	.400	1-2	.500	1-2	.500	0	1	1	3.0	2	5	1	0	3	6	6.0	
vs Rhode Island	11/19/16	16	1-2	.500	1-2	.500	0-0	.000	0	0	0	2.0	2	0	0	0	0	1	3	5.0
vs Penn State	11/20/16	23	1-4	.250	1-2	.500	0-1	.000	0	1	1	1.8	1	1	1	0	0	3	4.5	
SAMFORD	11/23/16	9	0-3	.000	0-2	.000	0-2	.000	0	0	0	1.4	1	1	1	0	0	0	3.6	
LIPSCOMB	11/26/16	13	2-4	.500	1-1	1.000	0-0	.000	0	2	2	1.5	0	2	2	0	1	5	3.8	
at Iowa State	12/01/16	5	0-1	.000	0-0	.000	0-0	.000	0	0	0	1.3	1	1	1	0	0	0	3.3	
BOWLING GREEN	12/04/16	28	5-8	.625	4-5	.800	0-0	.000	1	2	3	1.5	1	1	1	0	0	14	4.6	
at Butler	12/10/16	9	0-1	.000	0-1	.000	0-0	.000	1	1	2	1.6	1	1	1	0	0	0	4.1	
TEXAS SOUTHERN	12/13/16	22	3-5	.600	1-3	.333	1-2	.500	0	2	2	1.6	1	9	0	0	1	8	4.5	
FAIRLEIGH DICKINSON	12/17/16	23	6-11	.545	1-4	.250	0-0	.000	0	0	0	1.5	2	5	2	0	2	13	5.3	
MARSHALL	12/22/16	13	1-3	.333	0-1	.000	1-2	.500	0	1	1	1.4	0	3	0	0	0	3	5.1	
at Temple	12/28/16	12	1-3	.333	0-1	.000	0-0	.000	0	0	0	1.3	1	1	0	0	1	2	4.8	
TULANE	01/01/17	20	3-5	.600	1-2	.500	2-2	1.000	1	0	1	1.3	0	4	0	0	0	9	5.1	
at Houston	1/7/17	14	0-2	.000	0-1	.000	0-0	.000	0	1	1	1.3	1	3	1	0	0	0	4.8	
SMU	01/12/17	4	0-1	.000	0-1	.000	0-0	.000	0	1	1	1.3	1	0	0	0	0	0	4.5	
at East Carolina	01/15/17	11	1-2	.500	0-1	.000	0-0	.000	0	0	0	1.2	1	0	0	0	0	2	4.4	
TEMPLE	01/18/17	4	0-1	.000	0-1	.000	0-0	.000	0	0	0	1.1	0	0	0	0	0	0	4.1	
at Tulane	01/21/17	12	0-2	.000	0-2	.000	0-0	.000	0	1	1	1.1	1	2	0	0	0	0	3.9	
XAVIER	01/26/17	3	0-0	.000	0-0	.000	0-0	.000	0	0	0	1.1	1	0	0	0	0	0	3.7	
USF	01/29/17	28	5-7	.714	2-3	.667	0-0	.000	3	2	5	1.2	3	9	1	0	1	12	4.1	
at Tulsa	02/01/17	2	0-0	.000	0-0	.000	0-0	.000	0	0	0	1.2	1	0	0	0	0	0	3.9	
UCONN	02/04/17	15	0-1	.000	0-1	.000	0-0	.000	0	1	1	1.2	2	2	0	0	0	0	3.7	
UCF	02/08/17	15	2-5	.400	2-3	.667	0-0	.000	0	0	0	1.1	0	2	0	0	0	6	3.8	
at SMU	02/12/17	9	0-0	.000	0-0	.000	1-2	.500	0	0	0	1.1	1	2	0	0	0	1	3.7	
at USF	02/15/17	15	0-2	.000	0-0	.000	0-0	.000	0	0	0	1.0	0	5	0	0	2	0	3.6	
TULSA	02/18/17	17	1-1	1.000	0-0	.000	0-0	.000	0	1	1	1.0	1	3	2	0	1	2	3.5	
MEMPHIS	02/23/17	5	0-2	.000	0-1	.000	0-0	.000	0	2	2	1.1	1	0	0	0	0	0	3.4	
at UCF	2/26/17	9	0-0	.000	0-0	.000	0-0	.000	0	2	2	1.1	2	1	1	0	0	0	3.3	
HOUSTON	03/02/17	7	0-1	.000	0-0	.000	0-0	.000	0	0	0	1.1	0	0	0	0	0	0	3.2	
at UConn	3/5/17	20	1-2	.500	1-1	1.000	0-0	.000	0	1	1	1.1	0	1	0	0	1	3	3.2	
vs Tulsa	3/10/17	11	0-2	.000	0-1	.000	0-0	.000	0	2	2	1.1	0	1	0	0	1	0	3.1	
at UConn	3/11/17	2	0-0	.000	0-0	.000	0-0	.000	0	0	0	1.1	2	0	1	0	0	0	3.0	
vs Kansas State	03/17/17	2	0-0	.000	0-0	.000	0-0	.000	0	0	0	1.0	0	0	0	0	0	0	2.9	
vs UCLA	03/19/17	2	0-0	.000	0-0	.000	0-0	.000	0	0	0	1.0	0	1	0	0	0	0	2.8	
Totals		0	446	37-90	411	17-45	378	7-14	.500	8	27	35	1.0	32	68	16	0	16	98	2.8

2017-18 (JUNIOR SEASON)

Opponent	Date	gs	min	fg	pct	3fg	pct	ft	pct	off	def	tot	pf	a	t/o	blk	stl	pts	avg	
SAVANNAH STATE	11/10/17		21	6-12	.500	1-5	.200	2-5	.400	0	0	0	0.0	2	5	1	0	1	15	15.0
WESTERN CAROLINA	11/13/17	*	18	0-3	.000	0-2	.000	2-2	1.000	0	0	0	0.0	2	1	0	0	1	2	8.5
COPPIN STATE	11/16/17		22	4-5	.800	4-5	.800	4-4	1.000	1	1	2	0.7	1	2	0	0	1	16	11.0
vs Buffalo	11/20/17		24	1-6	.167	0-2	.000	0-0	.000	0	2	2	1.0	1	5	0	0	0	2	8.8
vs Richmond	11/21/17	*	15	3-4	.750	3-4	.750	0-0	.000	0	1	1	1.0	3	3	3	0	0	9	8.8
vs Wyoming	11/22/17	*	25	2-4	.500	2-2	1.000	1-2	.500	2	1	3	1.3	1	2	0	0	7	8.8	
ALABAMA STATE	11/27/17	*	23	2-7	.286	1-4	.250	2-2	1.000	0	0	0	1.1	1	1	0	0	7	8.3	
at Xavier	12/02/17	*	17	2-5	.400	0-1	.000	0-0	.000	0	0	0	1.0	1	4	0	0	4	7.8	
vs Florida	12/09/17	*	23	0-3	.000	0-2	.000	0-0	.000	0	0	0	0.9	2	1	1	0	0	0	6.9
MISSISSIPPI ST.	12/12/17	*	19	1-3	.333	1-1	1.000	0-0	.000	0	0	0	0.8	1	3	1	0	0	3	6.5
at UCLA	12/16/17	*	20	1-4	.250	0-2	.000	5-6	.833	0	2	2	0.9	0	1	0	0	1	7	6.5
UA-PINE BLUFF	12/19/17	*	15	1-3	.333	1-2	.500	0-0	.000	0	0	0	0.8	1	1	2	0	0	3	6.3
CLEVELAND STATE	12/21/17	*	23	1-4	.250	1-3	.333	0-0	.000	0	1	1	0.8	0	7	2	0	2	3	6.0
MEMPHIS	12/31/17	*	23	3-6	.500	1-3	.333	0-0	.000	0	1	1	0.9	0	4	0	0	2	7	6.1
at Temple	01/04/18	*	35	2-7	.286	1-3	.333	4-6	.667	0	1	1	0.9	1	3	3	0	0	9	6.3
SMU	01/07/18	*	28	1-3	.333	1-3	.333	4-6	.667	0	2	2	0.9	2	4	1	0	7	6.3	
at USF	1/13/18	*	19	1-2	.500	0-1	.000	4-4	1.000	0	1	1	0.9	1	2	0	0	1	6	6.3
at UCF	1/16/18	*	14	0-1	.000	0-1	.000	0-0	.000	0	0	0	0.9	2	1	0	0	1	0	5.9
ECU	01/20/18	*	12	0-1	.000	0-0	.000	0-0	.000	0	0	0	0.8	0	2	0	0	0	0	5.6
TEMPLE	01/24/18	*	26	0-4	.000	0-3	.000	0-0	.000	0	1	1	0.9	2	3	2	0	0	0	5.4
at Memphis	1/27/18	*	9	0-0	.000	0-0	.000	0-0	.000	0	0	0	0.8	3	2	0	0	1	0	5.1
HOUSTON	01/31/18	*	18	1-2	.500	1-2	.500	0-0	.000	1	3	4	1.0	0	2	1	0	3	5.0	
at UCONN	2/3/18	*	16	1-5	.200	1-3	.333	2-2	1.000	0	1	1	1.0	3	0	3	0	0	5	5.0
UCF	02/06/18	*	22	3-10	.300	3-9	.333	2-2	1.000	0	1	1	1.0	2	1	0	0	0	11	5.3
at SMU	02/11/18	*	19	2-3	.667	2-3	.667	0-0	.000	0	4	4	1.1	0	5	1	0	1	6	5.3
at Houston	2/15/18	*	27	2-4	.500	1-2	.500	2-2	1.000	1	0	1	1.1	2	1	0	0	7	5.3	
WICHITA STATE	02/18/18	*	11	0-0	.000	0-0	.000	2-2	1.000	0	0	0	1.0	0	1	0	0	1	2	5.2
UCONN	02/22/18	*	7	0-1	.000	0-1	.000	0-0	.000	0	0	0	1.0	0	2	0	0	0	0	5.0
TULSA	02/25/18	*	16	2-2	1.000	2-2	1.000	0-0	.000	0	0	0	1.0	0	5	1	0	0	6	5.1
at Tulane	03/01/18	*	17	1-2	.500	0-0	.000	2-2	1.000	0	1	1	1.0	4	3	0	0	2	4	5.0
at Wichita State	03/04/18	*	13	0-0	.000	0-0	.000	0-0	.000	0	1	1	1.0	1	2	0	0	0	0	4.9
vs SMU	03/09/18	*	25	2-6	.333	0-3	.000	2-2	1.000	1	0	1	1.0	2	1	0	0	0	6	4.9
vs Memphis	3-10-18	*	18	2-5	.400	1-3	.333	1-2	.500	1	2	3	1.0	2	2	0	0	0	6	4.9
vs Houston	3-11-18	*	19	1-2	.500	0-1	.000	0-0	.000	0	1	1	1.0	0	2	1	0	1	2	4.9
vs Georgia State	3-16/18	*	22	1-3	.333	1-3	.333	2-4	.500	1	0	1	1.0	0	5	1	0	1	5	4.9
vs Nevada	03/18/18	*	23	1-5	.200	1-3	.333	1-2	.500	0	1	1	1.0	0	2	0	0	0	4	4.8
Totals		33	704	50-137	.365	30-84	.357	44-57	.772	8	29	37	10	43	91	24	0	17	174	4.0



#5 TREVOR MOORE

GUARD • 6-5 • 195 • SOPHOMORE • 1L • HOUSTON, TEXAS/SOUTH KENT PREP (CONN.)

MOMENTS

- » Tallied a season-best 14 points on 4-of-7 shooting against UCF (2/6/18).
- » Hit a season-best four threes for 12 points against UConn (2/22/218).
- » Scored nine points with a season-best eight rebounds against Richmond (11/21/17).

2018-19 Season (Sophomore): Shot a team-best 55.6 percent (5 of 9) from three-point range during Cincinnati's three-game tour of Canada in August 2018.

2017-18 Season (Freshman): Played in 35 games as a reserve, averaging 3.4 points and 1.7 rebounds in 11.9 minutes ... posted a season-high 14 points on 4-of-7 shooting with a pair of threes in 13 minutes against UCF (2/6) ... scored 12 points with a season-best four three-pointers in 19 minutes against UConn (2/22) ... tallied 12 points with three threes in 16 minutes against Memphis (12/31) ... scored 11 points with a pair of steals against Alabama State (11/27) ... produced nine points and grabbed a season-high eight rebounds against Richmond (11/21).

Prior to Cincinnati: Averaged 7.0 points and 3.0 rebounds during the 2016-17 season at South Kent Prep in Connecticut ... ranked as the seventh best prospect in Connecticut for 2017 according to the New England Recruiting Report ... averaged 14.3 points while shooting 37.6 percent (56 of 149) from three-point range and 39.0 percent (67 of 172) from the field during 16 games for the 2016 Houston Defenders, an AAU squad on the Under Armour Association's 17U summer circuit ... made 35 three-pointers during the circuit's April-May schedule, ranking second among all guards ... three-time all-district selection at Phillis Wheatley High School, led the Greater Houston area in three-pointers made as a junior ... advanced to the 2017 NEPSAC Class AAA semifinals and the 2017 National Prep School Championship quarterfinals.

Personal: Born July 3, 1999 in Houston, Texas ... son of Renell and Ray Moore ... has two brothers, D'Ion and KJ and two sisters, Alteria and Kenetra.

SEASON & CAREER STATISTICS

2018-19 SEASON

2 vs. Ohio State, 11/7/18	Pts	14 vs. UCF, 2/6/18
5 vs. Ohio State, 11/7/18	FG Atts	8 vs. UConn, 2/22/18
1 vs. Ohio State, 11/7/18	FG Made	4, 3x (last vs. UConn, 2/22/18)
3 vs. Ohio State, 11/7/18	3PT-FG Atts	8 vs. UConn, 2/22/18
0	3PT-FG Made	4 vs. UConn, 2/22/18
0	FT Atts	5, vs UCF, 2/6/18
0	FT Made	4 vs UCF, 2/6/18
2 vs. Ohio State, 11/7/18	Rebs	8 vs. Richmond, 11/21/17
0	Assts	3 vs. Richmond, 11/21/17
1 vs. Ohio State, 11/7/18	Stls	2, 4x (last at Temple, 1/4/18)
0	Blks	1, 2x (last at Tulane, 3/1/18)
18 vs. Ohio State, 11/7/18	Mins	26 at Memphis, 1/27/18

CAREER

MISCELLANEOUS STATISTICS

CATEGORY	2017-18	2018-19	CAREER
Double-Figure Scoring Games	4	0	4
Double-Figure Rebounding Games	0	0	0
Double-Double Games	0	0	0
20-Point Scoring Games	0	0	0
Games Led UC in Scoring	1	0	1
Games Led UC in Rebounding	1	0	1
Games Led UC in Assists	0	0	0
Games With 3+ Assists	1	0	1
Games With 3+ Blocks	0	0	0
Games With 3+ Steals	0	0	0
Games With 3+ Three-Pointers	3	0	3

GAME-BY-GAME STATISTICS

2018-19 (SOPHOMORE SEASON)

Opponent	Date	gs	min	Total fg-fga pctl	3-Pointers 3fg-fga pctl	Free throws ft-fa pctl	Rebounds off def tot avg	pf	a	to	blk	stl	pts	avg
OHIO ST.	11/07/18	18	1-5	.200	0-3 .000	0-0 .000	0 2 2 2.0	1	0	0	0	1	2	2.0
Totals		0	18	1-5 .200	0-3 .000	0-0 .000	0 2 2 2.0	1	0	0	0	1	2	2.0

2017-18 (FRESHMAN SEASON)

Opponent	Date	gs	min	Total		3-Pointers		Free throws		Rebounds			pf	a	to	blk	stl	pts	avg	
				fg-fga	pctl	fg-fga	pctl	ft-fa	pctl	off	def	tot								avg
SAVANNAH STATE	11/10/17	14	3-5	600	2-4	3-3	1.000	0-0	0.000	1	1	2	2.5	1	0	0	0	8	8.0	
WESTERN CAROLINA	11/13/17	13	1-3	333	1-3	3-3	1.000	2-2	1.000	0	3	3	2.1	1	0	0	1	5	6.5	
COPPIN STATE	11/16/17	14	1-3	333	1-3	3-3	1.000	2-4	500	1	1	2	2.3	1	0	1	2	5	6.0	
vs Buffalo	11/20/17	9	1-1	1,000	1-1	1,000	0.000	0-0	0.000	0	1	1	2.0	2	0	0	0	3	5.3	
vs Richmond	11/21/17	24	3-6	500	3-6	500	0.000	0-0	0.000	1	7	8	3.2	2	3	1	0	1	9	6.0
vs Wyoming	11/22/17	15	1-3	333	1-2	500	0.000	0-0	0.000	0	3	3	3.2	1	0	0	0	3	5.5	
ALABAMA STATE	11/27/17	15	3-7	429	2-6	333	3-4	750	0	3	3	3.1	3	0	1	0	2	11	6.3	
at Xavier	12/02/17	9	0-3	0.00	0-3	0.00	0-0	0.000	0	2	2	3.0	2	0	0	0	1	0	5.5	
MISSISSIPPI ST.	12/12/17	3	0-1	0.00	0-1	0.00	0-0	0.000	0	0	0	2.7	1	0	0	0	0	0	4.9	
at UCLA	12/16/17	0	0-0	0.00	0-0	0.00	0-0	0.000	0	0	0	2.4	0	0	0	0	0	0	4.4	
UA-PINE BLUFF	12/19/17	22	2-5	400	1-3	333	1-2	500	1	3	4	2.5	1	2	1	0	2	6	4.5	
CLEVELAND STATE	12/21/17	9	1-3	333	1-3	333	0.000	0-0	0.000	0	0	2.3	0	1	0	0	0	3	4.4	
MEMPHIS	12/31/17	16	4-7	571	3-6	500	1-2	500	2	2	0	2.3	2	1	0	0	1	12	5.0	
at Temple	01/04/18	11	0-1	0.00	0-1	0.00	0-0	0.000	2	1	3	2.4	1	0	1	0	2	0	4.6	
SMU	01/07/18	6	0-2	0.00	0-1	0.00	1-2	500	1	0	1	2.3	1	0	1	0	0	1	4.4	
at USF	1/13/18	16	0-2	0.00	0-0	0.00	1-2	500	0	1	1	2.2	1	0	0	0	1	1	4.2	
at UCF	1/16/18	14	1-3	333	0-1	0.00	1-2	500	0	3	3	2.2	2	0	0	0	1	3	4.1	
ECU	01/20/18	10	0-2	0.00	0-1	0.00	2-2	1,000	0	0	0	2.1	0	0	0	0	1	2	4.0	
TEMPLE	01/24/18	13	2-6	333	1-4	250	0-1	0.000	0	2	2	2.1	2	1	1	0	0	5	4.1	
at Memphis	1/27/18	26	2-4	500	2-4	500	2-2	1,000	0	3	3	2.2	2	1	0	0	0	8	4.3	
HOUSTON	01/31/18	7	0-2	0.00	0-1	0.00	1-2	500	1	0	1	2.1	1	0	0	0	0	1	4.1	
at UCONN	2/3/18	10	0-1	0.00	0-1	0.00	0-0	0.000	0	0	0	2.0	0	0	0	0	1	0	3.9	
UCF	02/06/18	13	4-7	571	2-4	500	4-5	800	0	1	1	2.0	0	0	1	0	0	14	4.3	
at SMU	02/11/18	15	0-4	0.00	0-4	0.00	0-0	0.000	0	1	1	1.9	1	0	2	1	0	0	4.2	
at Houston	2/15/18	10	0-1	0.00	0-1	0.00	0-0	0.000	0	1	1	1.9	0	0	0	0	0	0	4.0	
WICHITA STATE	02/18/18	6	0-2	0.00	0-1	0.00	0-0	0.000	1	0	1	1.8	0	0	0	0	0	0	3.8	
UCONN	02/22/18	19	4-8	500	4-8	500	0-0	0.000	1	2	3	1.9	1	2	0	0	1	12	4.1	
TULSA	02/25/18	14	1-3	333	0-2	0.00	0-0	0.000	1	0	1	1.9	0	0	2	0	0	2	4.1	
at Tulane	03/01/18	16	0-1	0.00	0-1	0.00	2-2	1,000	0	1	1	1.8	3	0	1	1	1	2	4.0	
at Wichita State	03/04/18	2	0-0	0.00	0-0	0.00	0-0	0.000	0	1	1	1.8	0	0	0	0	0	0	3.9	
vs SMU	03/09/18	6	0-1	0.00	0-0	0.00	0-0	0.000	1	2	3	1.8	1	1	0	0	0	0	3.7	
vs Memphis	3-10-18	7	0-0	0.00	0-0	0.00	0-0	0.000	0	0	0	1.8	1	0	0	0	0	0	3.6	
vs Houston	3-11-18	7	0-2	0.00	0-1	0.00	0-0	0.000	0	0	0	1.7	2	0	0	0	0	0	3.5	
vs Georgia State	03/16/18	11	0-4	0.00	0-3	0.00	0-0	0.000	0	3	3	1.8	3	1	1	0	0	0	3.4	
vs Nevada	03/18/18	16	1-2	500	1-2	500	0-0	0.000	0	1	1	1.7	1	0	0	0	0	3	3.4	
Totals		0	418	35-105	.333	26-82	.317	23-34	.676	14	47	61	1.7	40	14	15	2	18	119	3.4

CAREER STATISTICS

Season	gp-gs	min/avg	Total fg-fga pctl	3-Point fg-fga pctl	F-Throws ft-fa pctl	Rebounds off def tot avg	pf	fo	ast	to	blk	stl	pts	avg
2017-18	35-0	418/11.9	35-105 .333	26-82 .317	23-34 .676	14 47 61 1.7	40	0	14	15	2	18	119	3.4
2018-19	1-0	18/18.0	1-5 .200	0-3 .000	0-0 .000	0 2 2 2.0	1	0	0	0	0	1	2	2.0
TOTAL	36-0	436/12.1	36-110 .327	26-85 .306	23-34 .676	14 49 63 1.8	41	0	14	15	2	19	121	3.4



#10 RASHAWN FREDERICKS

GUARD/FORWARD • 6-5 • 200 • JUNIOR • TR • ST. CROIX, VIRGIN ISLANDS (MOTLOW STATE CC)

2018-19 Season (Sophomore): Shot a team-best 60.0 percent (9 of 15) from the field while averaging a team-high 19.3 minutes during Cincinnati's three-game tour of Canada in August 2018.

Prior to Cincinnati: Played the last two seasons at Motlow State Community College in Tennessee, averaging double-doubles in points and rebounds each season while helping lead the Bucks to a combined 53-14 record, back-to-back state championships and a final eight appearance at the 2016-17 NJCAA national tournament ... 2017-18 NJCAA First Team All-America and the TCCAA Regular-Season Player of the Year ... 2016-17 TCCAA/Region VII Freshman of the Year ... averaged 17.7 points and 10.3 rebounds while shooting 46.7 percent from the field in 2017-18 ... ranked 12th nationally with 117 offensive rebounds and 18th in rebounding average ... scored 36 points on 14-of-26 shooting from the floor with nine rebounds in an NJCAA Tournament second-round loss to No. 3 Vincennes ... averaged 13.1 points and 10.0 rebounds while shooting 52.7 percent from the field and 41.1 percent from beyond the arc in 2016-17 ... played for the Virgin Islands senior men's national team in the 2017 FIBA AmericCup Tournament and the Under-17 national team in the FIBA 2013 Centrobasket U-17 Championships ... attended Chamberlain High School in Tampa, Fla.

Personal: Born Nov. 12, 1996 in St. Croix, Virgin Islands ... son of Dedra Rivera ... has three sisters: Ariffa, Rashawna and Rashiema and two brothers: Rashiem and Rasim ... right-handed.

SEASON & CAREER STATISTICS

2018-19		CAREER
1 vs. Ohio State, 11/7/18	Pts	1 vs. Ohio State, 11/7/18
2 vs. Ohio State, 11/7/18	FG Atts	2 vs. Ohio State, 11/7/18
0	FG Made	0
2 vs. Ohio State, 11/7/18	3PT-FG Atts	2 vs. Ohio State, 11/7/18
0	3PT-FG Made	0
2 vs. Ohio State, 11/7/18	FT Atts	2 vs. Ohio State, 11/7/18
1 vs. Ohio State, 11/7/18	FT Made	1 vs. Ohio State, 11/7/18
2 vs. Ohio State, 11/7/18	Rebs	2 vs. Ohio State, 11/7/18
0	Assts	0
0	Stls	0
0	Blks	0
14 vs. Ohio State, 11/7/18	Mins	14 vs. Ohio State, 11/7/18

MISCELLANEOUS STATISTICS

CATEGORY	2018-19	CAREER
Double-Figure Scoring Games	0	0
Double-Figure Rebounding Games	0	0
Double-Double Games	0	0
20-Point Scoring Games	0	0
Games Led UC in Scoring	0	0
Games Led UC in Rebounding	0	0
Games Led UC in Assists	0	0
Games With 3+ Assists	0	0
Games With 3+ Blocks	0	0
Games With 3+ Steals	0	0
Games With 3+ Three-Pointers	0	0

GAME-BY-GAME STATISTICS

2018-19 (JUNIOR SEASON)

Opponent	Date	gs	min	Total fg-fga	pct	3-Pointers 3fg-fga	pct	Free throws ft-fa	pct	Rebounds off def tot	avg	pf	a	t/o	blk	stl	pts	avg
OHIO ST.	11/07/18	14		0-2	.000	0-2	.000	1-2	.500	1	1	2	2.0	1	0	0	0	1.0
Totals		0	14	0-2	.000	0-2	.000	1-2	.500	1	1	2	2.0	1	0	0	0	1.0

CAREER STATISTICS

Season	gp-gs	min/avg	Total fg-fga	pct	3-Point fg-fga	pct	F-Throws ft-fa	pct	Rebounds off def tot	avg	pf	fo	ast	to	blk	stl	Scoring pts	avg
2018-19	1-0	14/14.0	0-2	.000	0-2	.000	1-2	.500	1	1	2	2.0	1	0	0	0	1	1.0
TOTAL	1-0	14/14.0	0-2	.000	0-2	.000	1-2	.500	1	1	2	2.0	1	0	0	0	1	1.0



#11 LAQUILL HARDNETT

FORWARD • 6-8 • 210 • FRESHMAN • HS • PHILADELPHIA, PA. (PERRY HALL HS)

Prior to Cincinnati: Averaged 17 points, 10 rebounds and four assists with 13 double-doubles as a senior at Perry Hall High School, helping the Gators to a 21-6 mark and their second consecutive Maryland Class 4A state championship ... scored 31 points and grabbed 12 rebounds in the state title game, helping the Gators rally for the win tallying 12 points in the fourth quarter ... shot 58.6 percent from the field and averaged 19 points, 12 rebounds, four assists and two blocks during the state tournament ... averaged 12.9 points, 10.2 rebounds and four assists with 15 double-doubles as a junior, helping the Gators to a 26-2 mark and their first state championship in 2016-17 ... finished as the 2016-17 state tournament's leading rebounder, averaging 16.5 boards per game while also scoring 12.5 points and 2.5 blocks ... a two-time Baltimore Sun All-Metro First Team selection and two-time All-Xfinity All-Tournament team honoree, Hardnett scored 1,087 career points as a three-year starter at Perry Hall.

Personal: Born Sept. 26, 1999 in Philadelphia, Pa. ... son of Anita and Darryl Hardnett ... right-handed.

SEASON & CAREER STATISTICS

2018-19		CAREER
0	Pts	0
0	FG Atts	0
0	FG Made	0
0	3PT-FG Atts	0
0	3PT-FG Made	0
0	FT Atts	0
0	FT Made	0
0	Rebs	0
0	Assts	0
0	Stls	0
0	Blks	0
0	Mins	0

MISCELLANEOUS STATISTICS

CATEGORY	2018-19	CAREER
Double-Figure Scoring Games	0	0
Double-Figure Rebounding Games	0	0
Double-Double Games	0	0
20-Point Scoring Games	0	0
Games Led UC in Scoring	0	0
Games Led UC in Rebounding	0	0
Games Led UC in Assists	0	0
Games With 3+ Assists	0	0
Games With 3+ Blocks	0	0
Games With 3+ Steals	0	0
Games With 3+ Three-Pointers	0	0

GAME-BY-GAME STATISTICS

2018-19 (FRESHMAN SEASON)

CAREER STATISTICS



#13 TREVON SCOTT

FORWARD • 6-8 • 225 • R-JUNIOR • 2L • TOWNSEND, GA./McINTOSH COUNTY ACADEMY

MOMENTS

- » Grabbed a season-high nine rebounds and shot 4 of 5 from the floor with nine points against UConn (2/22/18).
- » Scored a season-high 10 points with six rebounds at Tulane (3/1/18).

2018-19 Season (R-Junior): Posted eight points with six rebounds against Ohio State (11/7) ... grabbed a game-high 10 rebounds during the exhibition game against Tusculum (11/1) ... averaged 8.0 points and 5.0 rebounds while shooting 55.0 percent (11 of 20) from the floor during Cincinnati's three-game tour of Canada in August 2018.

2017-18 Season (R-Sophomore): Played in all 36 games as a reserve, averaging 3.1 points, 3.6 rebounds, and 0.9 assists in 12.5 minutes ... shot 55.4 percent (41 of 74) from the field ... scored a season-high 10 points on 3-of-7 shooting with six rebounds in 17 minutes at Tulane (3/1) ... posted nine points on 4-of-5 shooting with a season-high nine rebounds in 19 minutes against UConn (2/22) ... grabbed at least one rebound in 30 of 36 games ... named to the Bearcats Academic Honor Roll and Dean's List during the fall 2017 semester ... earned Legion of Excellence Award for team's highest grade-point average ... received 2018 Academic All-AAC honors.

2016-17 Season (R-Freshman): Played in 35 games as a reserve, averaging 3.1 points and 2.5 rebounds in 10.2 minutes ... shot 50 percent (45 of 90) from the field on the season ... scored a season-high 11 points on 5-of-10 shooting with seven rebounds and three assists in 18 minutes against Texas Southern (12/13) ... recorded 10 points on 5-of-5 shooting against Fairleigh Dickinson (12/17) ... registered 10 points on 5-of-6 shooting against Penn State (11/20) ... tallied nine points and nine rebounds with a season-best five assists and five blocks in a season-high 29 minutes against Lipscomb (11/26) ... recorded nine points, seven rebounds and a season-high five steals against USF (1/29) ... grabbed at least one rebound in 28 of 35 games played.

2015-16 Season (Redshirt): Did not see action.

Prior to Cincinnati: Named the Georgia Region 2A Player of the Year as a junior and senior ... tabbed first team all-region as a freshman and sophomore ... set the school scoring mark with 1,824 points while averaging 13.3 rebounds during his career at McIntosh County Academy in Darien, Georgia (population 1,880) ... averaged 21.6 points, 14.1 rebounds, 6.5 assists and 3.5 blocks as a senior ... posted 22.3 points, 13.7 rebounds, 6.7 assists and 3.7 blocks as a junior ... tabbed a three-star prospect by ESPN, Rivals.com and Scout.com and 247 Sports.

Personal: Born Nov. 25, 1996 in Brunswick, Georgia ... son of Anita and Eddie Scott ... has two sisters, Jada and Jady ... right-handed ... first named pronounced

SEASON & CAREER STATISTICS

2018-19 SEASON			CAREER
8 vs. Ohio State, 11/7/18	Pts	11 vs. Texas Southern, 12/13/16	
5 vs. Ohio State, 11/7/18	FG Atts	10 vs. Texas Southern, 12/13/16	
2 vs. Ohio State, 11/7/18	FG Made	5, 3x (last vs. Fairleigh Dickinson, 12/17/16)	
3 vs. Ohio State, 11/7/18	3PT-FG Atts	3 vs. Ohio State, 11/7/18	
1 vs. Ohio State, 11/7/18	3PT-FG Made	1, 2x (last vs. Ohio State, 11/7/18)	
4 vs. Ohio State, 11/7/18	FT Atts	6 vs. UA-Pine Bluff, 12/19/17	
2 vs. Ohio State, 11/7/18	FT Made	4, 2x (last at Tulane, 3/1/18)	
6 vs. Ohio State, 11/7/18	Rebs	10 vs. Tulane, 1/1/17	
2 vs. Ohio State, 11/7/18	Assts	6 vs. Western Carolina, 11/13/17	
0	Stls	5 vs. USF, 1/29/17	
2 vs. Ohio State, 11/7/18	Blks	5 vs. Lipscomb, 11/26/16	
28 vs. Ohio State, 11/7/18	Mins	29 vs. Lipscomb, 11/26/16	

MISCELLANEOUS STATISTICS

CATEGORY	2016-17	2017-18	2018-19	CAREER
Double-Figure Scoring Games	3	1	0	4
Double-Figure Rebounding Games	1	0	0	1
Double-Double Games	0	0	0	0
20-Point Scoring Games	0	0	0	0
Games Led UC in Scoring	0	0	0	0
Games Led UC in Rebounding	2	5	1	8
Games Led UC in Assists	1	2	0	3
Games With 3+ Assists	2	6	0	8
Games With 3+ Blocks	1	0	0	1
Games With 3+ Steals	1	0	0	1
Games With 3+ Three-Pointers	0	0	0	0

CAREER STATISTICS

			Total		3-Point		F-Throws		Rebounds											Scoring	
Season	gp-gs	min/avg	fg-fga	pct	fg-fga	pct	ft-fa	pct	off	def	tot	avg	pf	fo	ast	to	blk	stl	pts	avg	
2016-17	35-0	356/10.2	45-90	.500	1-3	.333	16-32	.500	24	64	88	2.5	25	0	20	16	15	17	107	3.1	
2017-18	36-0	449/12.5	41-74	.554	0-1	.000	28-47	.596	50	78	128	3.6	38	0	32	22	7	15	110	3.1	
2018-19	1-1	29/29.0	2-5	.400	1-3	.333	3-4	.750	2	4	6	6.0	2	0	2	2	2	0	8	8.0	
TOTAL	72-1	834/11.6	88-169	.521	2-7	.286	47-83	.566	76	146	222	3.1	65	0	54	40	24	32	225	3.1	



#13 TREVON SCOTT

FORWARD • 6-8 • 225 • R-JUNIOR • 2L • TOWNSEND, GA./McINTOSH COUNTY ACADEMY

GAME-BY-GAME STATISTICS

2018-19 (R-JUNIOR SEASON)


Opponent	Date	gs	min	Total		3-Pointers		Free throws		Rebounds				pf	a	t/o	blk	stl	pts	avg	
				fg-fga	pct	3fg-fga	pct	ft-fa	pct	off	def	tot	avg								
OHIO ST.	11/07/18	*	29	2-5	.400	1-3	.333	3-4	.750	2	4	6	6.0	2	2	2	2	0	8	8.0	
Totals			1	29	2-5	.400	1-3	.333	3-4	.750	2	4	6	6.0	2	2	2	2	0	8	8.0

2016-17 (R-FRESHMAN SEASON)

Opponent	Date	gs	min	Total		3-Pointers		Free throws		Rebounds				pf	a	t/o	blk	stl	pts	avg
				fg-fga	pct	3fg-fga	pct	ft-fa	pct	off	def	tot	avg							
BROWN	11/11/16	9	2-3	.667	0-0	.000	2-3	.667	0	2	2	2.0	1	0	0	1	0	6	6.0	
ALBANY	11/14/16	7	2-3	.667	0-0	.000	0-0	.000	2	1	3	2.5	0	0	0	1	0	4	5.0	
vs Rhode Island	11/19/16	0	0-0	.000	0-0	.000	0-0	.000	0	0	0	1.7	0	0	0	0	0	0	3.3	
vs Penn State	11/20/16	18	5-6	.833	0-0	.000	0-0	.000	2	1	3	2.0	1	1	0	1	0	10	5.0	
SAMFORD	11/23/16	7	0-2	.000	0-0	.000	0-0	.000	0	2	2	2.0	0	0	0	0	0	0	4.0	
LIPSCOMB	11/26/16	29	3-6	.500	0-0	.000	3-5	.600	4	5	9	3.2	2	5	2	5	0	9	4.8	
at Iowa State	12/01/16	12	0-1	.000	0-0	.000	0-0	.000	2	1	3	3.1	0	1	1	0	0	0	4.1	
BOWLING GREEN	12/04/16	14	1-4	.250	0-0	.000	0-0	.000	0	4	4	3.3	1	1	0	0	2	2	3.9	
at Butler	12/10/16	11	0-1	.000	0-0	.000	0-0	.000	0	3	3	3.2	0	0	0	0	0	0	3.4	
TEXAS SOUTHERN	12/13/16	18	5-10	.500	0-1	.000	1-2	.500	1	6	7	3.6	1	3	0	1	1	11	4.2	
FAIRLEIGH DICKINSON	12/17/16	15	5-5	1.000	0-0	.000	0-4	.000	1	2	3	3.5	1	2	0	1	0	10	4.7	
MARSHALL	12/22/16	26	3-6	.500	0-0	.000	2-5	.400	1	4	5	3.7	2	1	3	1	1	8	5.0	
at Temple	12/28/16	21	2-3	.667	0-0	.000	1-1	1.000	1	5	6	3.8	0	0	2	1	2	5	5.0	
TULANE	01/01/17	20	2-5	.400	0-1	.000	2-2	1.000	2	8	10	4.3	1	1	0	0	0	6	5.1	
at Houston	1/7/17	6	0-0	.000	0-0	.000	0-0	.000	0	0	0	0	0	0	0	0	1	0	0	4.7
SMU	01/12/17	15	2-4	.500	0-0	.000	0-0	.000	0	2	2	3.9	0	0	0	0	1	0	4	4.7
at East Carolina	01/15/17	8	0-2	.000	0-0	.000	0-0	.000	0	3	3	3.8	0	1	2	0	0	0	4.4	
TEMPLE	01/18/17	5	1-1	1.000	0-0	.000	0-0	.000	1	0	1	3.7	1	0	1	0	0	2	4.3	
at Tulane	01/21/17	10	3-5	.600	0-0	.000	1-2	.500	1	2	3	3.6	0	0	1	0	0	7	4.4	
XAVIER	01/26/17	4	0-2	.000	0-0	.000	0-0	.000	1	0	1	3.5	1	0	0	0	0	0	4.2	
USF	01/29/17	17	4-8	.500	1-1	1.000	0-2	.000	2	5	7	3.7	2	1	0	0	5	9	4.4	
at Tulsa	02/01/17	6	0-0	.000	0-0	.000	0-0	.000	0	0	0	3.5	0	1	0	0	1	0	4.2	
UCONN	02/04/17	10	0-0	.000	0-0	.000	2-4	.500	1	1	2	3.4	0	2	0	0	0	2	4.1	
UCF	02/08/17	6	1-2	.500	0-0	.000	0-0	.000	1	0	1	3.3	3	0	0	0	0	2	4.0	
at SMU	02/12/17	4	0-0	.000	0-0	.000	0-0	.000	0	0	0	3.2	0	0	0	0	0	0	3.9	
at USF	02/15/17	7	0-0	.000	0-0	.000	0-0	.000	0	1	1	3.1	1	0	1	1	2	0	3.7	
TULSA	02/18/17	10	0-0	.000	0-0	.000	0-0	.000	0	1	1	3.0	0	0	1	0	2	0	3.6	
MEMPHIS	02/23/17	8	2-2	1.000	0-0	.000	2-2	1.000	0	1	1	3.0	0	0	0	0	1	6	3.7	
at UCF	2/26/17	2	0-1	.000	0-0	.000	0-0	.000	0	0	0	2.9	2	0	1	0	0	0	3.6	
HOUSTON	03/02/17	8	1-3	.333	0-0	.000	0-0	.000	0	1	1	2.8	1	0	0	0	0	2	3.5	
at UConn	3/5/17	5	0-3	.000	0-0	.000	0-0	.000	0	1	1	2.7	0	0	0	0	0	0	3.4	
vs Tulsa	3/10/17	11	1-2	.500	0-0	.000	0-0	.000	1	1	2	2.7	2	0	0	0	0	2	3.3	
at UConn	3/11/17	3	0-0	.000	0-0	.000	0-0	.000	0	0	0	2.6	0	0	0	0	0	0	3.2	
vs SMU	3/12/17	1	0-0	.000	0-0	.000	0-0	.000	0	0	0	2.6	0	0	0	0	0	0	3.1	
vs UCLA	03/19/17	3	0-0	.000	0-0	.000	0-0	.000	0	1	1	2.5	0	0	0	0	0	0	3.1	
Totals		0	356	45-90	.500	1-3	.333	16-32	.500	24	64	88	2.5	25	20	16	15	17	107	3.1

2017-18 (R-SOPHOMORE SEASON)

Opponent	Date	gs	min	Total		3-Pointers		Free throws		Rebounds				pf	a	t/o	blk	stl	pts	avg
				fg-fga	pct	3fg-fga	pct	ft-fa	pct	off	def	tot	avg							
SAVANNAH STATE	11/10/17	12	1-2	.500	0-0	.000	2-2	1.000	1	2	3	3.0	2	3	1	0	1	4	4.0	
WESTERN CAROLINA	11/13/17	18	2-2	1.000	0-0	.000	2-3	.667	1	5	6	4.5	3	6	3	1	2	6	5.0	
COPPIN STATE	11/16/17	12	2-2	1.000	0-0	.000	2-2	1.000	2	3	5	4.7	0	3	0	0	1	6	5.3	
vs Buffalo	11/20/17	6	0-0	.000	0-0	.000	0-0	.000	0	0	0	3.5	1	0	2	0	1	0	4.0	
vs Richmond	11/21/17	20	1-1	1.000	0-0	.000	2-4	.500	0	3	3	3.4	2	0	1	0	1	4	4.0	
vs Wyoming	11/22/17	12	1-2	.500	0-0	.000	0-0	.000	0	4	4	3.5	0	0	1	0	0	2	3.7	
ALABAMA STATE	11/27/17	15	2-3	.667	0-0	.000	1-2	.500	3	4	7	4.0	0	1	1	0	0	5	3.9	
at Xavier	12/02/17	18	2-2	1.000	0-0	.000	0-0	.000	4	3	7	4.4	3	1	1	1	1	4	3.9	
vs Florida	12/09/17	19	0-1	.000	0-0	.000	0-0	.000	1	1	2	4.1	1	0	1	0	0	0	3.4	
MISSISSIPPI ST.	12/12/17	6	0-0	.000	0-0	.000	0-0	.000	0	0	0	3.7	1	1	0	0	0	0	3.1	
at UCLA	12/16/17	5	0-0	.000	0-0	.000	0-0	.000	1	0	1	3.5	1	0	0	0	0	0	2.8	
UA-PINE BLUFF	12/19/17	14	1-3	.333	0-0	.000	4-6	.667	4	1	5	3.6	0	3	0	0	2	6	3.1	
CLEVELAND STATE	12/21/17	10	1-1	1.000	0-0	.000	0-0	.000	0	0	0	3.3	0	0	0	1	0	2	3.0	
MEMPHIS	12/31/17	13	0-0	.000	0-0	.000	1-2	.500	2	1	3	3.3	0	3	0	0	1	1	2.9	
at Temple	01/04/18	4	0-0	.000	0-0	.000	2-2	1.000	1	1	2	3.2	0	0	4	0	0	2	2.8	
SMU	01/07/18	17	2-2	1.000	0-0	.000	0-2	.000	0	4	4	3.3	0	1	0	1	1	4	2.9	
at USF	1/13/18	8	0-0	.000	0-0	.000	1-2	.500	0	1	1	3.1	2	0	0	0	1	1	2.8	
at UCF	1/16/18	10	1-1	1.000	0-0	.000	0-0	.000	2	0	2	3.1	0	0	0	0	0	2	2.7	
ECU	01/20/18	14	1-2	.500	0-0	.000	3-6	.500	1	6	7	3.3	2	0	0	0	0	5	2.8	
TEMPLE	01/24/18	13	1-3	.333	0-0	.000	0-0	.000	4	2	6	3.4	2	0	1	1	1	2	2.8	
at Memphis	1/27/18	4	1-1	1.000	0-0	.000	0-0	.000	0	0	0	3.2	0	1	1	0	0	2	2.8	
HOUSTON	01/31/18	13	0-2	.000	0-0	.000	0-1	.000	2	2	4	3.3	1	0	0	0	0	0	2.6	
at UCONN	2/3/18	7	0-0	.000	0-0	.000	2-2	1.000	0	2	2	3.2	0	0	0	0	0	2	2.6	
UCF	02/06/18	14	2-4	.500	0-0	.000	0-1	.000	3	5	8	3.4	1	2	0	0	0	4	2.7	
at SMU	02/11/18	18	1-5	.200	0-1	.000	0-0	.000	3	2	5	3.5	2	4	0	0	1	2	2.6	
at Houston	2/15/18	6	1-1	1.000	0-0	.000	0-0	.000	0	0	0	3.3	0	0	1	0	0	2	2.6	
WICHITA STATE	02/18/18	4	1-1	1.000	0-0	.000	0-0	.000	0	0	0	3.2	1	0	0	0	0	2	2.6	
UCONN	02/22/18	19	4-5	.800	0-0	.000	1-4	.250	2	7	9	3.4	2	2	2	0	0	9	2.8	
TULSA	02/25/18	21	0-3	.000	0-0	.000	0-0	.000	3	4	7	3.6	3	0	1	1	0	0	2.7	
at Tulane	03/01/18	17	3-7	.429	0-0	.000	4-4	1.000	2	4	6	3.6	1	0	1	0	1	10	3.0	
at Wichita State	03/04/18	7	1-2	.500	0-0	.000	0-0	.000	2	1	3	3.6	0	0	0	0	0	2	2.9	
vs SMU	03/09/18	12	3-5	.600	0-0	.000	1-2	.500	2	1	3	3.6	0	0	0	0	0	7	3.1	
vs Memphis	3-10-18	18	3-6	.500	0-0	.000	0-0	.000	1	3	4	3.6	2	1	0	0	0	6	3.2	
vs Houston	3-11-18	16	0-2	.000	0-0	.000	0-0	.000	0	1	1	3.5	2	0	0	1	0	0	3.1	
vs Georgia State	03/16/18	10	1-1	1.000	0-0	.000	0-0	.000	1	2	3	3.5	0	0	0	0	0	2	3.0	
vs Nevada	03/18/17	17	2-2	1.000	0-0	.000	0-0	.000	2	3	5	3.6	3	0	0	0	0	4	3.1	
Totals		0	449	41-74	.554	0-1	.000	28-47	.596	50	78	128	3.6	38	32	22	7	15	110	3.1



#15 CANE BROOME

GUARD • 6-0 • 165 • SENIOR • 1L • EAST HARTFORD, CONN. (SACRED HEART)

CONFERENCE AWARDS

- » Player of the Year Northeastern Conference (2015-16)
- » First Team (2015-16)
- » All-Rookie Team (2014-15)
- » Player of the Week (NEC: 4X: 2/22/16, 1/5/16, 11/16/15, 12/8/14)
- » Rookie of the Week (NEC: 5X: 3/2/15, 2/23/15, 1/26/15, 12/22/14, 12/8/14)

OTHER HONORS

- » AP Honorable Mention All-American (2015-16)
- » USBWA All-District I First Team (2015-16)
- » All-ECAC First Team
- » NABC All-District 18 First Team (2015-16)
- » All-MET Basketball Writers' Association First Team (2015-16)

MOMENTS

- » Posted a career-high 39 points on 10-of-21 shooting at Fairleigh Dickinson (2/20/16).
- » Registered his first career double-double with 27 points and 10 rebounds at Bryant (2/18/16).
- » Thwarted a Bryant comeback, draining a step-back three-pointer with 10 seconds left for a 72-71 victory (1/30/16).

2018-19 Season (Senior): Scored a game-high 15 points in 20 minutes during the exhibition game against Tusculum (11/1) ... ranked second on the team, averaging 11.7 points during Cincinnati's three-game tour of Canada in August 2018.

2017-18 Season (Junior): Started three of 34 games played, serving most of the season as the Bearcats' sixth starter, averaging 7.9 points, shooting 46.3 percent (95 of 205) from the floor with 2.8 assists and 1.5 rebounds in 20.5 minutes ... ranked 13th in the league with 2.9 assists during conference play, handing out 46 assists with only 19 turnovers in 20.5 minutes ... scored in double figures in 13 games ... scored 17 points twice against Savannah State (11/10) and Arkansas-Pine Bluff (12/19) ... scored his most points in a league game with 16 against No. 19 Wichita State (2/18), making 7 of 10 shots with a pair of threes ... scored 12 of his 16 points in the first half at No. 21 Xavier (12/2) ... tallied a team-high 15 points on 6-of-8 shooting against No. 5 Florida (12/9) ... handed out five or more assists seven times ... hit a season-high five three-pointers against Savannah State (11/10).

2016-17 Season (Junior): Sat out the 2016-17 season due to NCAA transfer rules.

Prior to Cincinnati: Earned numerous regional and national honors during the 2015-16 season, including Associated Press Honorable Mention All-America, United States Basketball Writers' Association (USBWA) All-District I, First Team All-ECAC, National Association of Basketball Coaches (NABC) All-District 18 accolades and First Team All-MET Basketball Writers' Association accolades ... named the 2015-16 Northeast Conference Player of the Year after ranking eighth in the nation in scoring at 23.1 points per game to go with 4.9 rebounds, 2.9 assists and 1.7 steals in 37.5 minutes for Sacred Heart ... became first underclassman voted NEC Player of the Year since 1992 ... broke the league's sophomore scoring record, becoming the first second-year player in the NEC to average at least 22.0 points per game since 1988-89 ... led all active sophomores in the country with 1,157 career points following the 2015-16 campaign ... scored 30 or more points five times during the 2015-16 season, including a 39-point effort at Fairleigh Dickinson on Feb. 20 ... ranking among the NEC leaders in points (first at 23.1), minutes played (first at 37.5), free-throw attempts (first at 203), three-pointers made (fourth at 2.2), steals (fifth at 1.7), assists (10th at 2.9) and free-throw percentage (14th at .768) in 2015-16 ... named to the NEC All-Rookie Team in 2014-15, ranking eighth in the league, averaging 14.2 points ... named NEC Rookie of the Week five times and NEC Player of the Week once as a freshman ... earned all-state honors and was a two-time all-conference performer at East Hartford High School averaging 27.0 points and 5.0 assists for the Hornets ... named a McDonald's All-American nominee and received NEPSAC AAA Honorable Mention accolades at Saint Thomas More, averaging 12.5 points and 6.0 assists.

Personal: Born Nov. 29, 1994 in Hartford, Connecticut ... Son of April Walden-Broome and Sam Broome ... Has a sister, Canei ... left-handed.

SEASON & CAREER STATISTICS

2018-19 SEASON

		CAREER
5 vs. Ohio State, 11/7/18	Pts	39 at Fairleigh Dickinson, 2/20/16•
10 vs. Ohio State, 11/7/18	FG Atts	25, 2x (last vs. LIU Brooklyn, 3/2/16)•
1 vs. Ohio State, 11/7/18	FG Made	15 vs. LIU Brooklyn, 3/2/16•
4 vs. Ohio State, 11/7/18	3PT-FG Atts	13 at LIU Brooklyn, 1/27/16•
1 vs. Ohio State, 11/7/18	3PT-FG Made	6 at LIU Brooklyn, 1/27/16•
2 vs. Ohio State, 11/7/18	FT Atts	22 at Fairleigh Dickinson, 2/20/16•
2 vs. Ohio State, 11/7/18	FT Made	15 at Fairleigh Dickinson, 2/20/16•
2 vs. Ohio State, 11/7/18	Rebs	10, 2x (last at Bryant, 2/18/16)•
2 vs. Ohio State, 11/7/18	Assts	6, 5x (last at Memphis, 1/27/18)
0	Stls	4, 4x (last vs. Wagner, 1/9/16)•
0	Blks	2 at Brown, 12/28/14•
28 vs. Ohio State, 11/7/18	Mins	44 at Bryant, 3/4/15•


MISCELLANEOUS STATISTICS

CATEGORY	2015-16•	2016-17•	2017-18	2018-19	CAREER
Double-Figure Scoring Games	23	29	13	0	65
Double-Figure Rebounding Games	0	2	0	0	2
Double-Double Games	0	2	0	0	2
20-Point Scoring Games	6	20	0	0	26
Games Led Team in Scoring	10	25	3	0	38
Games Led Team in Rebounding	3	5	0	0	8
Games Led Team in Assists	3	14	11	0	28
Games With 3+ Assists	15	18	18	0	51
Games With 3+ Blocks	0	0	0	0	0
Games With 3+ Steals	5	9	2	0	17
Games With 3+ Three-Pointers	5	12	3	0	20

• - Statistics from player career at Sacred Heart

CAREER STATISTICS

Season	gp-gs	min/avg	Total		3-Point		F-Throws		Rebounds				Scoring							
			fg-fga	pct	fg-fga	pct	ft-fga	pct	off	def	tot	avg	pf	fo	ast	to	blk	stl	pts	avg
2014-15*	31-30	984/31.7	158-358	.441	42-128	.328	84-113	.743	15	107	122	3.9	62	1	77	71	6	33	442	14.3
2015-16*	30-30	1124/37.5	236-530	.445	66-212	.311	156-203	.768	17	131	148	4.9	71	2	88	115	0	51	694	23.1
2017-18	34-3	698/20.5	95-205	.463	32-82	.390	46-65	.708	16	36	52	1.5	44	0	95	51	2	31	268	7.9
2018-19	1-1	28/28.0	1-10	.100	1-4	.250	2-2	1.000	2	0	2	2.0	1	0	2	0	0	0	5	5.0
TOTAL	35-4	726/20.7	96-215	.447	33-86	.384	48-67	.716	18	36	54	1.5	45	0	97	51	2	31	273	7.8
All*	96-64	2834/29.5	490-1103	.444	141-426	.331	288-383	.752	50	274	324	3.4	178	3	262	237	8	115	1409	14.7



#15 CANE BROOME

GUARD • 6-0 • 165 • SENIOR • 1L • EAST HARTFORD, CONN. (SACRED HEART)

GAME-BY-GAME STATISTICS

2018-19 (SENIOR SEASON)

Opponent	Date	gs	min	Total		3-Pointers		Free throws		Rebounds				pf	a	tlo	blk	stl	pts	avg
				fg-fga	pct	3fg-fga	pct	ft-fa	pct	off	def	tot	avg							
OHIO ST.	11/07/18	*	28	1-10	.100	1-4	.250	2-2	1.000	2	0	2	2.0	1	2	0	0	0	5	5.0
Totals			1	28	1-10	.100	1-4	.250	2-2	1.000	2	0	2	2.0	1	2	0	0	5	5.0

2015-16 (SOPHOMORE SEASON)

Opponent	Date	S	Min	TOTAL		3PTERS		REBOUNDS				PF-FO	A	TO	Blk	Stl	Pts-Avg	
				FG-FGA	Pct	3FG-FGA	Pct	FT-FTA	Pct	Off-Def-Tot	Avg							
vs Quinnipiac	11/13/15	*	37	7-16	.438	1-6	.167	12-20	.600	0-6-6	6.0	3-0	0	1	0	4	27-27.0	
at Yale	11/16/15	*	39	10-14	.714	3-7	.429	9-9	1.000	0-2-2	4.0	1-0	5	7	0	1	32-29.5	
at UMass-Lowell	11/18/15	*	39	6-12	.500	1-5	.200	7-10	.700	1-9-10	6.0	2-0	3	5	0	1	20-26.3	
at Fairfield	11/21/15	*	39	5-17	.294	3-9	.333	5-6	.833	0-3-3	5.3	1-0	4	3	0	1	18-24.3	
at Holy Cross	11/25/15	*	39	7-14	.500	4-9	.444	1-2	.500	0-6-6	5.4	4-0	4	4	0	1	19-23.2	
at UConn	12/2/15	*	37	3-16	.188	1-7	.143	0-0	.000	0-6-6	5.5	2-0	2	2	0	1	7-20.5	
at Towson	12/5/15	*	34	3-13	.231	1-4	.250	3-4	.750	0-4-4	5.3	1-0	5	1	0	4	10-19.0	
LAFAYETTE	12/12/15	*	38	7-20	.350	1-8	.125	5-6	.833	1-1-2	4.9	4-0	2	5	0	4	20-19.1	
at Hartford	12/14/15	*	31	6-14	.429	3-9	.333	0-0	.000	0-6-6	5.0	4-0	4	5	0	1	15-18.7	
at Northwestern	12/21/15	*	37	9-20	.450	5-11	.455	3-7	.429	1-2-3	4.8	3-0	2	6	0	1	26-19.4	
at Hofstra	12/28/15	*	38	11-23	.478	3-10	.300	0-0	.000	2-6-8	5.1	1-0	2	5	0	1	25-19.9	
at Robert Morris	1/2/16	*	40	11-22	.500	3-7	.429	8-9	.889	1-7-8	5.3	2-0	1	2	0	3	33-21.0	
at Saint Francis	1/4/16	*	40	9-21	.429	1-4	.250	10-12	.833	0-4-4	5.2	4-0	3	4	0	1	29-21.6	
FAIRLEIGH DICKINSON	1/7/16	*	40	8-15	.533	2-5	.400	6-10	.600	0-2-2	5.0	2-0	3	4	0	3	24-21.8	
WAGNER	1/9/16	*	37	3-14	.214	2-7	.286	3-3	1.000	0-0-0	4.7	3-0	2	2	0	4	11-21.1	
at Central Conn	1/14/16	*	38	10-17	.588	2-5	.400	2-2	1.000	1-1-2	4.5	4-0	3	3	0	0	24-21.3	
at St. Francis Brooklyn	1/16/16	*	34	5-15	.333	2-6	.333	6-7	.857	1-4-5	4.5	0-0	2	2	0	0	18-21.1	
MOUNT ST. MARY'S	1/21/16	*	37	9-19	.474	1-5	.200	5-5	1.000	0-6-6	4.6	2-0	4	6	0	0	24-21.2	
at Wagner	1/24/16	*	36	4-10	.400	3-7	.429	6-8	.750	2-2-4	4.6	2-0	1	6	0	1	17-21.0	
at LIU Brooklyn	1/27/16	*	39	11-25	.440	6-13	.462	10-13	.769	1-2-3	4.5	5-1	3	4	0	3	38-21.9	
BRYANT	1/30/16	*	39	6-19	.316	2-8	.250	3-5	.600	0-4-4	4.5	3-0	2	4	0	2	17-21.6	
ST. FRANCIS BROOKLYN	2/4/16	*	40	11-21	.524	1-7	.143	5-5	1.000	0-6-6	4.5	2-0	4	9	0	0	28-21.9	
LIU BROOKLYN	2/6/16	*	35	6-18	.333	2-7	.286	5-9	.556	0-7-7	4.7	5-1	3	3	0	1	19-21.8	
at Mount St. Mary's	2/11/16	*	36	9-18	.500	1-8	.125	1-1	1.000	0-5-5	4.7	2-0	1	5	0	1	20-21.7	
CENTRAL CONN	2/13/16	*	30	9-15	.600	2-4	.500	8-9	.889	0-4-4	4.6	2-0	3	0	0	3	28-22.0	
at Bryant	2/18/16	*	39	11-21	.524	0-4	.000	5-6	.833	3-7-10	4.8	1-0	4	5	0	3	27-22.2	
at Fairleigh Dickinson	2/20/16	*	38	10-21	.476	4-11	.364	15-22	.682	1-5-6	4.9	1-0	6	0	0	1	39-22.8	
ROBERT MORRIS	2/25/16	*	40	8-21	.381	0-6	.000	5-5	1.000	1-3-4	4.9	3-0	3	4	0	2	21-22.7	
SAINT FRANCIS	2/27/16	*	38	7-14	.500	3-6	.5000	6-6	1.000	0-4-4	4.8	0-0	6	2	0	1	23-22.7	
LIU BROOKLYN	3/2/16	*	40	15-25	.600	3-7	.429	2-2	1.000	1-7-8	4.9	2-0	1	6	0	2	35-23.1	
Totals			30	1124	236-530	.445	66-212	.311	156-203	.768	17-131-148	4.9	71-2	88	115	0	51	694-23.1

2017-18 (JUNIOR SEASON)

Opponent	Date	gs	min	Total		3-Pointers		Free throws		Rebounds				pf	a	tlo	blk	stl	pts	avg
				fg-fga	pct	3fg-fga	pct	ft-fa	pct	off	def	tot	avg							
SAVANNAH STATE	11/10/17	*	20	6-11	.545	5-9	.556	0-0	.000	0	4	4	4.0	2	4	6	0	0	17	17.0
WESTERN CAROLINA	11/13/17		20	6-11	.545	2-3	.667	1-2	.500	1	1	2	3.0	2	4	0	0	3	15	16.0
COPPIN STATE	11/16/17	*	21	1-3	.333	0-1	.000	2-4	.500	0	1	1	2.3	0	2	1	0	1	4	12.0
vs Buffalo	11/20/17	*	12	0-1	.000	0-0	.000	2-2	1.000	0	2	2	2.3	3	1	2	0	1	2	9.5
vs Richmond	11/21/17	23	5-7	.714	0-0	.000	3-4	.750	0	2	2	2.2	2	1	5	0	2	13	10.2	
vs Wyoming	11/22/17	14	4-8	.500	0-1	.000	2-2	1.000	2	0	2	2.2	2	3	2	0	2	10	10.2	
ALABAMA STATE	11/27/17	17	1-5	.200	0-2	.000	0-0	.000	0	0	0	1.9	1	4	0	0	0	2	9.0	
at Xavier	12/02/17	27	6-12	.500	1-4	.250	3-6	.500	0	2	2	1.9	4	5	2	0	1	16	9.9	
vs Florida	12/09/17	28	6-8	.750	1-2	.500	2-4	.500	0	3	3	2.0	2	0	2	1	2	15	10.4	
MISSISSIPPI ST.	12/12/17	20	1-4	.250	0-1	.000	0-0	.000	0	0	0	1.8	1	4	2	0	2	2	9.6	
at UCLA	12/16/17	20	2-6	.333	1-2	.500	4-4	1.000	1	1	2	1.8	0	3	1	0	1	9	9.5	
UA-PINE BLUFF	12/19/17	26	6-9	.667	3-5	.600	2-2	1.000	2	1	3	1.9	3	3	1	0	1	17	10.2	
CLEVELAND STATE	12/21/17	17	1-3	.333	1-2	.500	2-2	1.000	1	1	2	1.9	2	6	1	0	1	5	9.8	
SMU	01/07/18	12	0-3	.000	0-2	.000	3-4	.750	1	0	1	1.9	4	2	3	0	1	3	9.3	
at USF	11/13/18	21	1-2	.500	1-2	.500	3-5	.600	0	0	0	1.7	0	4	1	0	0	6	9.1	
at UCF	11/16/18	21	1-7	.143	1-3	.333	0-0	.000	0	2	2	1.8	1	5	2	0	0	3	8.7	
ECU	01/20/18	28	3-7	.429	1-2	.500	0-0	.000	2	1	3	1.8	0	6	0	0	1	7	8.6	
TEMPLE	01/24/18	12	1-3	.333	1-2	.500	0-0	.000	0	0	0	1.7	0	2	1	0	1	3	8.3	
at Memphis	12/7/18	28	3-7	.429	2-4	.500	1-3	.333	0	0	0	1.6	4	6	1	0	0	9	8.3	
HOUSTON	01/31/18	21	2-5	.400	0-2	.000	0-0	.000	1	1	2	1.7	0	1	2	0	0	4	8.1	
at UCONN	2/3/18	24	4-10	.400	2-4	.500	0-1	.000	0	0	0	1.6	0	3	2	0	1	10	8.2	
UCF	02/06/18	13	1-7	.143	1-5	.200	0-0	.000	0	0	0	1.5	0	5	2	0	3	3	8.0	
at SMU	02/11/18	17	0-1	.000	0-0	.000	3-5	.600	0	1	1	1.5	0	1	0	0	0	3	7.7	
at Houston	2/15/18	6	0-0	.000	0-0	.000	0-0	.000	0	0	0	1.4	2	1	0	0	0	0	7.4	
WICHITA STATE	02/18/18	28	7-10	.700	2-3	.667	0-1	.000	0	2	2	1.4	1	1	2	0	0	16	7.8	
UCONN	02/22/18	24	4-7	.571	1-3	.333	4-4	1.000	1	2	3	1.5	1	4	1	0	1	13	8.0	
TULSA	02/25/18	20	5-7	.714	3-4	.750	2-2	1.000	0	1	1	1.5	2	4	1	1	0	15	8.2	
at Tulane	03/01/18	25	6-7	.857	1-1	1.000	0-0	.000	1	2	3	1.5	2	0	0	0	1	13	8.4	
at Wichita State	03/04/18	28	3-7	.429	0-1	.000	0-0	.000	0	1	1	1.5	1	1	1	0	1	6	8.3	
vs SMU	03/09/18	24	4-9	.444	1-4	.250	4-5	.800	2	1	3	1.6	1	2	0	0	0	13	8.5	
vs Memphis	3-10-18	22	2-6	.333	1-5	.200	0-0	.000	1	0	1	1.5	0	5	1	0	1	5	8.4	
vs Houston	3-11-18	23	2-3	.667	0-0	.000	0-0	.000	0	2	2	1.6	0	0	2	0	1	4	8.2	
vs Georgia State	03/16/18	19	0-3	.000	0-2	.000	0-0	.000	0	0	0	1.5	0	1	2	0	1	0	8.0	
vs Nevada	03/18/17	17	1-6	.167	0-1	.000	3-3	1.000	0	2	2	1.5	1	1	2	0	0	5	7.9	
Totals		3	698	95-205	.463	32-82	.390	46-65	.708	16	36	52	1.5	44	95	51	2	31	268	7.9

2014-15 (FRESHMAN SEASON)

Opponent	Date	S	Min	TOTAL		3PTERS				REBOUNDS							
				FG-FGA	Pct	3FG-FGA	Pct	FT-FTA	Pct	Off-Def	Tot Avg	PF-FO	A	TO	Blk	Stl	Pts-Avg
vs. Hartford	11/14/14	*	25	3-9	.333	0-4	.000	2-2	1.000	1-0-1	1.0	2-0	1	2	0	2	8-8.0
UMASS-LOWELL	11/20/14	*	29	3-9	.333	0-4	.000	2-3	.667	0-6-6	3.5	2-0	5	2	1	1	8-8.0
at Ohio State	11/23/14	*	30	3-10	.300	1-4	.250	1-1	1.000	0-4-4	3.7	1-0	1	6	0	0	8-8.0
at James Madison	11/26/14	*	34	6-19	.316	1-7	.143	2-5	.400	3-5-8	4.8	3-0	4	3	1	3	15-9.8
CAMPBELL	11/30/14	*	22	2-6	.333	0-2	.000	3-3	1.000	0-2-2	4.2	0-0	1	1	0	2	7-9.2
at Colgate	12/3/14	*	38	9-13	.692	0-1	.000	3-3	1.000	0-4-4	4.2	3-0	2	3	0	3	21-11.2
HOLY CROSS	12/6/14	*	34	7-12	.583	2-3	.667	9-10	.900	0-9-9	4.9	2-0	3	3	0	1	25-13.1
at Lafayette	12/8/14	*	38	5-10	.500	2-5	.400	2-2	1.000	0-4-4	4.8	0-0	3	1	0	0	14-13.3
MITCHELL	12/14/14	*	21	6-7	.857	1-1	1.000	2-3	.667	0-1-1	4.3	1-0	4	1	0	2	15-13.4
NEW HAMPSHIRE	12/20/14	*	34	10-11	.909	2-3	.667	3-4	.750	0-4-4	4.3	1-0	1	0	0	2	25-14.6
at Rutgers	12/23/14	*	30	4-10	.400	1-4	.250	3-5	.600	0-3-3	4.2	0-0	2	5	0	0	12-14.4
at Brown	12/28/14	*	30	9-15	.600	3-5	.600	2-3	.667	0-5-5	4.3	5-1	4	2	2	3	23-15.1
YALE	12/30/14	*	28	1-8	.125	0-3	.000	0-0	.000	0-3-3	4.2	1-0	4	2	0	1	2-14.1
ST. FRANCIS BROOKLYN	1/3/15	*	34	5-10	.500	1-3	.333	2-5	.400	1-1-2	4.0	1-0	1	1	0	3	13-14.0
CENTRAL CONN	1/5/15	*	34	5-13	.385	2-5	.400	4-4	1.000	0-7-7	4.2	3-0	4	2	0	0	16-14.1
at LIU Brooklyn	1/8/15	*	43	7-17	.412	0-4	.000	2-2	1.000	3-2-5	4.3	4-0	2	1	0	3	16-14.3
SAINT FRANCIS	1/10/15	*	34	3-14	.214	1-4	.250	5-6	.833	1-6-7	4.4	3-0	1	1	0	1	12-14.1
at Saint Francis	1/16/15	*	37	5-14	.357	2-7	.286	1-2	.500	0-4-4	4.4	3-0	1	3	0	0	13-14.1
at Robert Morris	1/18/15	*	23	4-7	.571	0-2	.000	1-1	1.000	0-1-1	4.2	1-0	2	1	0	0	9-13.8
FAIRLEIGH DICKINSON	1/22/15	*	34	4-11	.364	1-2	.500	4-6	.667	2-4-6	4.3	3-0	3	7	0	0	13-13.8
at Bryant	1/24/15	*	29	7-10	.700	3-4	.750	1-1	1.000	1-3-4	4.3	2-0	1	0	1	0	18-14.0
at Wagner	1/29/15	*	31	5-13	.385	1-4	.250	1-2	.500	0-4-4	4.3	4-0	3	2	0	0	12-13.9
MOUNT ST. MARY'S	1/31/15	*	27	2-10	.200	0-1	.000	4-8	.500	0-4-4	4.3	3-0	1	6	0	0	8-13.6
WAGNER	2/5/15	*	35	5-12	.417	2-4	.500	4-4	1.000	1-1-2	4.2	2-0	3	2	0	1	16-13.7
BRYANT	2/7/15	*	40	4-13	.308	2-7	.286	7-8	.875	0-3-3	4.1	0-0	4	1	0	1	17-13.8
at Mount St. Mary's	2/12/15	*	20	2-9	.222	1-4	.250	0-1	.000	0-3-3	4.1	3-0	1	5	0	0	5-13.5
at St. Francis Brooklyn	2/14/15	*	31	3-8	.375	2-4	.500	4-4	1.000	0-1-1	4.0	3-0	2	1	0	0	12-13.4
ROBERT MORRIS	2/19/15	*	31	4-9	.444	3-6	.500	5-6	.833	0-1-1	3.9	2-0	5	1	0	8	16-13.5
at Central Conn	2/21/15	*	36	6-14	.429	3-7	.429	2-4	.500	1-3-4	3.9	2-0	3	1	1	1	17-13.7
at Fairleigh Dickinson	2/26/15	*	28	10-17	.588	2-4	.500	1-3	.333	0-7-7	4.0	1-0	1	4	0	0	23-14.0
at Bryant	3/4/15	*	44	9-18	.500	3-10	.300	2-2	1.000	1-2-3	3.9	1-0	4	1	0	1	23-14.3
Totals			30	984	158-358	.441	42-128	.328	84-113	.743	15-107-122	3.9	62-1	77	71	6	33 442-14.3



#20 MAMOUDOU DIARRA

FORWARD • 6-9 • 215 • R-FRESHMAN • HS • BAMAKO, MALI (22 FEET ACADEMY [S.C.])

2017-18 Season (Redshirt): Received a medical redshirt for the season ... played in seven games as a reserve, averaging 2.9 points, 1.9 rebounds and 0.7 blocks in 6.6 minutes ... scored a season-high nine points with six rebounds and a block in a season-high 12 minutes against Western Carolina (11/13) ... netted five points and a three-pointer with three rebounds in nine minutes against Coppin State (11/16) ... recorded a pair of blocks against Alabama State (11/27) ... scored in five of his seven games ... named to the Bearcats Academic Honor Roll during the fall 2017 semester.

Prior to Cincinnati: Helped 22 Feet Academy to a 29-9 record in 2016-17 while earning First Team All-Grind Session accolades and averaging 18.5 points, 10.2 rebounds and 3.2 blocks ... honored as one of 30 campers from 23 countries invited to participate in the NBA's Basketball Without Borders Camp surrounding the 2015 NBA All-Star Game.

Personal: Born Oct. 4, 1997 in Bamako, Mali ... son of Mastan Bah and Salifou Diarra ... has one sister, Kadidia ... his aunt Marietou Diarra played professional basketball in France ... right-handed ... named pronounced as "MAMA-doo DEE-are-eh."

SEASON & CAREER STATISTICS

2018-19 SEASON

		CAREER
0	Pts	9 vs. Western Carolina, 11/13/17
0	FG Atts	6 vs. Western Carolina, 11/13/17
0	FG Made	3 vs. Western Carolina, 11/13/17
0	3PT-FG Atts	2 vs. Coppin State, 11/16/17
0	3PT-FG Made	1 vs. Coppin State, 11/16/17
0	FT Atts	4 vs. Western Carolina, 11/13/17
0	FT Made	3 vs. Western Carolina, 11/13/17
0	Rebs	6 vs. Western Carolina, 11/13/17
0	Assts	1, 2x (last vs. UA-Pine Bluff, 12/19/17)
0	Stls	1 vs. Alabama State, 11/27/17
0	Blks	2 vs. Alabama State, 11/27/17
0	Mins	12, 2x (last vs. UA-Pine Bluff, 12/19/17)

MISCELLANEOUS STATISTICS

CATEGORY	2017-18	2018-19	CAREER
Double-Figure Scoring Games	0	0	0
Double-Figure Rebounding Games	0	0	0
Double-Double Games	0	0	0
20-Point Scoring Games	0	0	0
Games Led Team in Scoring	0	0	0
Games Led Team in Rebounding	0	0	0
Games Led Team in Assists	0	0	0
Games With 3+ Assists	0	0	0
Games With 3+ Blocks	0	0	0
Games With 3+ Steals	0	0	0
Games With 3+ Three-Pointers	0	0	0

GAME-BY-GAME STATISTICS

2018-19 (R-FRESHMAN SEASON)

2017-18 (FRESHMAN SEASON)

Opponent	Date	gs	min	Total	3-Pointers	Free throws	Rebounds													
				fg-fga	pct	3fg-fga	pct	ft-fa	pct	off	def	tot	avg	pf	a	tio	blk	stl	pts	avg
SAVANNAH STATE	11/10/17	0	0-0	.000	0-0	.000	0-0	.000	0	0	0	0.0	0	0	1	0	0	0	0.0	
WESTERN CAROLINA	11/13/17	12	3-6	.500	0-0	.000	3-4	.750	2	4	6	3.0	1	0	0	1	0	9	4.5	
COPPIN STATE	11/16/17	9	1-5	.200	1-2	.500	2-2	1.000	1	2	3	3.0	0	1	1	1	0	5	4.7	
ALABAMA STATE	11/27/17	8	1-4	.250	0-0	.000	0-0	.000	1	1	2	2.8	1	0	0	2	1	2	4.0	
MISSISSIPPI ST.	12/12/17	1	0-0	.000	0-0	.000	0-0	.000	0	0	0	2.2	0	0	0	0	0	0	3.2	
UA-PINE BLUFF	12/19/17	12	1-3	.333	0-0	.000	0-0	.000	1	0	1	2.0	1	1	2	1	0	2	3.0	
MEMPHIS	12/31/17	4	1-2	.500	0-0	.000	0-0	.000	0	1	1	1.9	0	0	0	0	0	2	2.9	
Totals		0	46	7-20	.350	1-2	.500	5-6	.833	5	8	13	1.9	3	2	4	5	1	20	2.9

CAREER STATISTICS

			Total		3-Point		F-Throws		Rebounds											Scoring	
Season	gp-gs	min/avg	fg-fga	pct	fg-fga	pct	ft-fa	pct	off	def	tot	avg	pf	fo	ast	to	blk	stl	pts	avg	
2017-18	7-0	46/6.6	7-20	.350	1-2	.500	5-6	.833	5	8	13	1.9	3	0	2	4	5	1	20	2.9	
TOTAL	7-0	46/6.6	7-20	.350	1-2	.500	5-6	.833	5	8	13	1.9	3	0	2	4	5	1	20	2.9	



#22 ELIEL NSOSEME

FORWARD/CENTER • 6-9 • 225 • SOPHOMORE • 1L • KINSHASA, CONGO (RISE CENTRE ACADEMY [ONTARIO])

2018-19 Season (Sophomore): Grabbed nine rebounds in 20 minutes during the exhibition game against Tusculum (11/1) ... averaged 7.7 points and 6.0 rebounds while making 11 of 14 free throws during Cincinnati's three-game tour of Canada in August 2018.

2017-18 Season (Freshman): Played in 29 games as a reserve, averaging 0.9 points, 1.7 rebounds and 0.4 blocks in 5.7 minutes ... scored five points with a pair of field goals and four rebounds in nine minutes against Memphis (12/31) ... scored three points and pulled down a season-high eight rebounds with one block in 13 minutes against Savannah State (11/10) ... recorded a season-best four blocks with three rebounds in eight minutes at No. 21 Xavier (12/2) ... registered three blocks with five rebounds in four minutes against ECU (1/20) ... shot 52.4 percent (11 of 21) from the field ... grabbed three or more rebounds in eight games ... played a season-high 13 minutes against Savannah State (11/10), Coppin State (11/16) and Wichita State (2/18) ... named to the Bearcats Academic Honor Roll during the 2017 fall semester and 2018 spring semester ... tabbed to the Dean's List during the 2018 spring semester ... earned 2018 Academic All-AAC honors.

Prior to Cincinnati: Averaged 14 points, 13 rebounds and 6.5 blocks while earning team most valuable player honors at The RISA Centre Academy in Brantford, Ontario, Canada ... named a 2016 Adidas Nation All-Star for team Canada ... earned most valuable player honors at the 2016 Pinky Lewis Invitational ... produced six triple-doubles (points, rebounds, blocks) while averaging 14 points, 11 rebounds and six blocks per game during the 2015-16 season at Clarkson Academy in Mississauga, Ontario, Canada.

Personal: Born June 18, 1997 in Kinshasa, the Democratic Republic of Congo ... son of Nicole and Jean Nsoseme ... has four sisters, Grace, Dora, Mirielle, and a brother, David ... left-handed ... named pronounced as "A-lee-el SO-sem-A."

SEASON & CAREER STATISTICS

2018-19 SEASON

	Pts	CAREER
0		5 vs. Memphis, 12/31/17
1 vs. Ohio State, 11/7/18	FG Atts	5 vs. Memphis, 12/31/17
0	FG Made	2, 3x (last at SMU, 2/11/18)
0	3PT-FG Atts	0
0	3PT-FG Made	0
0	FT Atts	5 vs. Savannah State, 11/10/17
0	FT Made	1, 4x (last vs. UCF, 2/6/18)
6 vs. Ohio State, 11/7/18	Rebs	8 vs. Savannah State, 11/10/17
1 vs. Ohio State, 11/7/18	Assts	2 vs. Coppin State, 11/16/17
0	Stls	1, 3x vs UConn, 2/22/18
0	Blks	4 at Xavier, 12/2/17
14 vs. Ohio State, 11/7/18	Mins	14 vs. Ohio State, 11/7/18

MISCELLANEOUS STATISTICS

CATEGORY	2017-18	2018-19	CAREER
Double-Figure Scoring Games	0	0	0
Double-Figure Rebounding Games	0	0	0
Double-Double Games	0	0	0
20-Point Scoring Games	0	0	0
Games Led UC in Scoring	0	0	0
Games Led UC in Rebounding	0	1	1
Games Led UC in Assists	0	0	0
Games With 3+ Assists	0	0	0
Games With 3+ Blocks	2	0	2
Games With 3+ Steals	0	0	0
Games With 3+ Three-Pointers	0	0	0

GAME-BY-GAME STATISTICS

2018-19 (SOPHOMORE SEASON)

Opponent	Date	gs	min	Total	3-Pointers	Free throws	Rebounds												
				fg-fga	pct	ft-fa	pct	off	def	tot	avg	pf	a	to	blk	stl	pts	avg	
OHIO ST.	11/07/18	14		0-1	.000	0-0	.000	0-0	.000	2	4	6	6.0	2	1	1	0	0	0.0
Totals		0	14	0-1	.000	0-0	.000	0-0	.000	2	4	6	6.0	2	1	1	0	0	0.0

2017-18 (FRESHMAN SEASON)

Opponent	Date	gs	min	Total		3-Pointers		Free throws		Rebounds										
				fg-fga	pct	3fg-3pa	pct	ft-ftr	pct	off	def	tot	avg	pf	a	to	blk	stl	pts	avg
SAVANNAH STATE	11/10/17	13	0-1	.000	.333	0-0	.000	1-5	.200	4	4	8	0	2	1	0	3	3	0	
COPPIN STATE	11/16/17	13	1-1	1.000	0-0	.000	0-1	.000	1	4	5	6.5	3	2	0	1	0	2	2.5	
vs Buffalo	11/20/17	0	0-0	.000	0-0	.000	0-0	.000	0	0	0	4.3	0	0	1	0	0	0	1.7	
vs Richmond	11/21/17	7	0-0	.000	0-0	.000	0-1	.000	0	1	1	3.5	1	0	0	0	0	0	1.3	
vs Wyoming	11/22/17	2	0-0	.000	0-0	.000	1-2	.500	0	0	0	2.8	0	0	0	0	0	1	1.2	
ALABAMA STATE	11/27/17	8	0-0	.000	0-0	.000	0-1	.000	2	2	4	3.0	1	0	1	0	0	0	1.0	
at Xavier	12/02/17	8	0-0	.000	0-0	.000	0-0	.000	0	3	3	3.0	2	1	0	4	1	0	0.9	
vs Florida	12/09/17	1	0-0	.000	0-0	.000	0-0	.000	0	0	0	2.6	1	0	1	0	0	0	0.8	
at UCLA	12/16/17	6	0-0	.000	0-0	.000	0-0	.000	0	1	1	2.4	0	0	0	0	1	0	0.7	
UA-PINE BLUFF	12/19/17	7	0-0	.000	0-0	.000	0-0	.000	0	1	1	2.3	0	1	1	0	0	0	0.6	
CLEVELAND STATE	12/21/17	2	0-0	.000	0-0	.000	0-0	.000	0	1	1	2.2	0	0	0	0	0	0	0.5	
MEMPHIS	12/31/17	9	2-5	.400	0-0	.000	1-3	.333	1	3	4	2.3	1	0	0	0	0	5	0.9	
at Temple	01/04/18	2	0-0	.000	0-0	.000	0-0	.000	0	1	1	2.2	0	0	0	0	0	0	0.8	
SMU	01/07/18	4	0-0	.000	0-0	.000	0-0	.000	0	0	0	2.1	0	0	0	0	0	0	0.8	
at USF	1/13/18	1	0-0	.000	0-0	.000	0-0	.000	0	0	0	1.9	0	0	0	0	0	0	0.7	
ECU	01/20/18	4	1-2	.500	0-0	.000	0-1	.000	3	2	5	2.1	0	0	1	3	0	2	0.8	
TEMPLE	01/24/18	11	2-2	1.000	0-0	.000	0-1	.000	3	2	5	2.3	1	0	0	0	0	4	1.0	
at Memphis	1/27/18	1	0-0	.000	0-0	.000	0-0	.000	0	0	0	2.2	1	0	0	0	0	0	0.9	
UCF	02/06/18	12	1-2	.500	0-0	.000	1-2	.500	2	2	4	2.3	4	0	0	1	3	3	1.1	
at SMU	02/11/18	11	2-3	.667	0-0	.000	0-1	.000	1	0	1	2.2	1	1	1	0	0	4	1.2	
at Houston	2/15/18	2	0-0	.000	0-0	.000	0-0	.000	0	0	0	2.1	0	0	0	0	0	0	1.1	
WICHITA STATE	02/18/18	13	0-0	.000	0-0	.000	0-0	.000	0	0	0	2.0	2	0	1	0	0	0	1.1	
UCONN	02/22/18	9	1-2	.500	0-0	.000	0-2	.000	1	0	1	2.0	0	0	0	0	1	2	1.1	
TULSA	02/25/18	1	0-0	.000	0-0	.000	0-0	.000	0	0	0	1.9	0	0	0	0	0	0	1.1	
at Tulane	03/01/18	5	0-0	.000	0-0	.000	0-0	.000	0	0	0	1.8	2	0	1	1	0	0	1.0	
at Wichita State	03/04/18	3	0-1	.000	0-0	.000	0-0	.000	1	1	2	1.8	1	0	0	0	0	0	1.0	
vs SMU	03/09/18	1	0-0	.000	0-0	.000	0-0	.000	0	0	0	1.7	0	0	0	0	1	0	1.0	
vs Memphis	3-10-18	3	0-0	.000	0-0	.000	0-0	.000	0	0	0	1.7	0	0	0	0	0	0	0.9	
vs Nevada	03/18/18	7	0-0	.000	0-0	.000	0-0	.000	1	1	2	1.7	0	0	0	0	0	0	0.9	
Totals		0	166	11-21	.524	0-0	.000	4-20	.200	20	29	49	17	23	5	11	11	3	26	0.9

CAREER STATISTICS

			Total		3-Point		F-Throws		Rebounds											Scoring	
Season	gp-gs	min/avg	fg-fga	pct	fg-fga	pct	ft-fga	pct	off	def	tot	avg	pf	fo	ast	to	blk	stl	pts	avg	
2017-18	29-0	166/5.7	11-21	.524	0-0	.000	4-20	.200	20	29	49	1.7	23	0	5	11	11	3	26	0.9	
2018-19	1-0	14/14.0	0-1	.000	0-0	.000	0-0	.000	2	4	6	6.0	2	0	1	1	0	0	0	0.0	
TOTAL	30-0	180/6.0	11-22	.500	0-0	.000	4-20	.200	22	33	55	1.8	25	0	6	12	11	3	26	0.9	



#24 PRINCE GILLAM TOYAMBI

FORWARD • 6-7 • 225 • FRESHMAN • HS • KINSHASA, CONGO (FRESNO HS [CALIF.]

Prior to Cincinnati: Averaged 17.4 points, 9.7 rebounds and 1.3 steals while shooting 58.7 percent (88 of 150) from the floor during 12 games for team "The Truth" at the NIKE EBYL and Peach Jam Invitational during the summer 2018 ... attended Fresno High School in Fresno, Calif. ... reclassified from the 2019 class to the 2018 class and signed with the Bearcats in early September.

Personal: Born Dec. 2, 2000 in Kinshasa, Congo ... guardians are Orlando and Rachel Gillam ... has three brothers: Kobe Gillam, Orlando Gillam III and Bryan Gillam ... has one sister: Magali Toyambi ... right-handed ... last name pronounced "toy-YAHM-bee."

SEASON & CAREER STATISTICS

2018-19		CAREER
0	Pts	0
0	FG Atts	0
0	FG Made	0
0	3PT-FG Atts	0
0	3PT-FG Made	0
0	FT Atts	0
0	FT Made	0
0	Rebs	0
0	Assts	0
0	Stls	0
0	Blks	0
0	Mins	0

MISCELLANEOUS STATISTICS

CATEGORY	2018-19	CAREER
Double-Figure Scoring Games	0	0
Double-Figure Rebounding Games	0	0
Double-Double Games	0	0
20-Point Scoring Games	0	0
Games Led UC in Scoring	0	0
Games Led UC in Rebounding	0	0
Games Led UC in Assists	0	0
Games With 3+ Assists	0	0
Games With 3+ Blocks	0	0
Games With 3+ Steals	0	0
Games With 3+ Three-Pointers	0	0

GAME-BY-GAME STATISTICS

2018-19 (FRESHMAN SEASON)

CAREER STATISTICS



GUARD • 5-10 • 170 • SOPHOMORE • 1L • CINCINNATI, OHIO (SUMMIT COUNTRY DAY)

MOMENTS

» Scored his first collegiate points, making a pair of free throws against Richmond (11/21/17) in the semifinals of the Cayman Islands Classic.

2018-19 Season (Sophomore): Grabbed a steal and hit a three-pointer in two minutes of play during the exhibition game against Tusculum (11/1).

2017-18 Season (Freshman): Played in 10 games as a walk-on reserve, averaging 0.2 points, 0.2 assists and 0.1 rebounds in 1.9 minutes ... collected his first collegiate points with a pair of free throws in two minutes against Richmond (11/21) ... handed out two assists in two minutes of play against Memphis (12/31) ... took two shots without a basket and grabbed a rebound in four minutes against Temple (1/24) ... named the Bearcats Academic Honor Roll and Dean's List during the 2017 fall semester and 2018 spring semester ... earned 2018 Academic All-AAC honors.

Prior to Cincinnati: Averaged 15.4 points 3.0 rebounds, 2.8 assists and 2.4 steals as a senior at Summit Country Day ... helped guide the Silver Knights to a 26-1 record and regional championship appearance in 2016-17 ... named an Associated Press Division III second team all-state selection as a senior ... chosen Miami Valley Conference Player of the Year and league first team accolades as a junior and senior ... helped lead Summit Country Day to a pair of soccer state titles as a junior and senior, combining for a 42-4-1 record ... tallied 38 goals, 24 assists and 100 points as a senior ... named all-midwest region, all-state first team and all-southwest Ohio first team selection as a senior ... set records during 2016 for most goals in a state championship game, most goals in a state semifinal game and most goals and most points in the city ... played basketball for his father, Scott, at St. Xavier High School as a freshman and sophomore.

Personal: Born Nov. 16, 1998 in Cincinnati, Ohio ... son of Carrie and Scott Martin ... has two sisters, Rachel and Lily ... his father, Scott, played basketball at Rollins College (1988-91) ... right-handed.

SEASON & CAREER STATISTICS

2017-18 SEASON		CAREER
2 vs. Richmond, 11/21/17	Pts	2 vs. Richmond, 11/21/17
2 vs. Temple, 1/24/18	FG Atts	2 vs. Temple, 1/24/18
0	FG Made	0
1, 2x (last vs. UCF, 2/6/18)	3PT-FG Atts	1, 2x (last vs. UCF, 2/6/18)
0	3PT-FG Made	0
2 vs. Richmond, 11/21/17	FT Atts	2 vs. Richmond, 11/21/17
2 vs. Richmond, 11/21/17	FT Made	2 vs. Richmond, 11/21/17
1 vs. Temple, 1/24/18	Rebs	1 vs. Temple, 1/24/18
2 vs. Memphis, 12/31/17	Assts	2 vs. Memphis, 12/31/17
0	Stls	0
0	Blks	0
4, 2x (last vs. UCF, 2/6/18)	Mins	4, 2x (last vs. UCF, 2/6/18)

MISCELLANEOUS STATISTICS

CATEGORY	2017-18	CAREER
Double-Figure Scoring Games	0	0
Double-Figure Rebounding Games	0	0
Double-Double Games	0	0
20-Point Scoring Games	0	0
Games Led UC in Scoring	0	0
Games Led UC in Rebounding	0	0
Games Led UC in Assists	0	0
Games With 3+ Assists	0	0
Games With 3+ Blocks	0	0
Games With 3+ Steals	0	0
Games With 3+ Three-Pointers	0	0

GAME-BY-GAME STATISTICS

2018-19 (SOPHOMORE SEASON)

2017-18 (FRESHMAN SEASON)																				
Opponent	Date	gs	min	Total		3-Pointers		Free throws		Rebounds				pf	a	tlo	blk	stl	pts	avg
				fg-fga	pct	3fg-3fga	pct	ft-fa	pct	off	def	tot	avg							
SAVANNAH STATE	11/10/17	1	0-0	.000	0-0	.000	0-0	.000	0-0	.000	0	0	0	0	0	0	0	0	0.0	
WESTERN CAROLINA	11/13/17	1	0-1	.000	0-0	.000	0-0	.000	0	0	0	0	0	0	0	0	0	0	0.0	
COPPIN STATE	11/16/17	1	0-0	.000	0-0	.000	0-0	.000	0	0	0	0	0	0	0	0	0	0	0.0	
vs Richmond	11/21/17	2	0-0	.000	0-0	.000	2-2	1.000	0	0	0	0	2	0	0	0	0	0	2.5	
vs Wyoming	11/22/17	1	0-0	.000	0-0	.000	0-0	.000	0	0	0	0	0	1	0	1	0	0	0.4	
ALABAMA STATE	11/27/17	1	0-0	.000	0-0	.000	0-0	.000	0	0	0	0	0	0	0	0	0	0	0.3	
UA-PINE BLUFF	12/19/17	2	0-1	.000	0-1	.000	0-0	.000	0	0	0	0	0	0	1	0	0	0	0.3	
MEMPHIS	12/31/17	2	0-0	.000	0-0	.000	0-0	.000	0	0	0	0	0	1	2	0	0	0	0.3	
TEMPLE	01/24/18	4	0-2	.000	0-0	.000	0-0	.000	0	1	1	1	1	0	0	0	0	0	0.2	
UCF	02/06/18	4	0-1	.000	0-1	.000	0-0	.000	0	0	0	0	0	1	0	0	0	0	0.2	
Totals		0	19	0-5	.000	0-2	.000	2-2	1.000	0	1	1	1	5	2	2	0	0	2.2	

CAREER STATISTICS

			Total		3-Point		F-Throws		Rebounds										Scoring	
Season	gp-gs	min/avg	fg-fga	pct	fg-fga	pct	ft-fta	pct	off	def	tot	avg	pf	fo	ast	to	blk	stl	pts	avg
2017-18	10-0	19/1.9	0-5	.000	0-2	.000	2-2	1.000	0	1	1	0.1	5	0	2	2	0	0	2	0.2
TOTAL	10-0	19/1.9	0-5	.000	0-2	.000	2-2	1.000	0	1	1	0.1	5	0	2	2	0	0	2	0.2



#32 JON KOZ

GUARD • 6-1 • 200 • JUNIOR • 2L • CLEVELAND, OHIO (BAY)

MOMENTS

» Scored his first collegiate points on a basket inside against Temple (1/24/18).

2017-18 Season (Sophomore): Played in eight games as a walk-on reserve, averaging 0.3 points, 0.3 rebounds and 0.1 assists in 1.3 minutes ... scored his first collegiate basket in two minutes against Temple (1/24) ... grabbed two rebounds in two minutes against UCF (2/6) ... handed out an assist in one minute against Alabama State (11/27) ... named to the Bearcats Academic Honor Roll during the 2017 fall semester and 2018 spring semester ... tabbed to the Dean's List during the 2018 spring semester ... earned 2018 Academic All-AAC honors.

2016-17 Season (Freshman): Played in six games as a walk-on reserve, averaging 0.0 points, 0.3 rebounds and 0.3 assists in 1.7 minutes ... grabbed one rebound and handed out one assist against both Bowling Green (12/4) and USF (1/29) ... attempted one shot against Texas Southern (12/13) and USF (1/29) ... played a season-high three minutes against USF (1/29) ... named to Bearcats Honor Roll during 2016 fall and 2017 spring semesters.

Prior to Cincinnati: Averaged 21.6 points, 4.8 rebounds and 2.4 assists as a senior at Bay High School, helping lead the Rockets to a 25-4 record and the school's first appearance in the Division II state semifinals ... set the school record for career points (1,279) and points in a season (604 as a senior) ... named the Great Lakes Conference Most Valuable Player in 2015-16 ... named all-state twice and all-conference three times ... helped lead Bay High School to two conference championships ... three-year starting quarterback on football team, missed most of senior campaign due to injury but still helped the Rockets to a 10-win season ... guided the team to the school's first playoff wins as a junior ... coached in basketball by Jared Shetzer and football by Ron Rutt.

Personal: Born December 19, 1997 in Cleveland, Ohio ... son of Courtney and John Koz ... has three sisters: Chloe, Claudia and Kayla ... his cousin, Matt Koz, wrestled at Chattanooga ... his dad played football at Baldwin Wallace ... right-handed ... pronunciation of last name rhymes with nose.

SEASON & CAREER STATISTICS

2017-18 SEASON

	Pts	CAREER
2 vs. Temple, 1/24/18		2 vs. Temple, 1/24/18
1 vs. Temple, 1/24/18	FG Atts	1, 2x (last vs. Temple, 1/24/18)
1 vs. Temple, 1/24/18	FG Made	1 vs. Temple, 1/24/18
0	3PT-FG Atts	1, 2x (last vs. USF, 1/29/17)
0	3PT-FG Made	0
0	FT Atts	0
0	FT Made	0
2 vs. UCF, 2/6/18	Rebs	2 vs. UCF, 2/6/18
1 vs. Alabama State, 11/27/17	Assts	1, 3x (last vs. Alabama State, 11/27/17)
0	Stls	0
0	Blks	0
2, 2x (last vs. UCF, 2/6/18)	Mins	3 vs. USF, 1/29/17

MISCELLANEOUS STATISTICS

CATEGORY	2016-17	2017-18	CAREER
Double-Figure Scoring Games	0	0	0
Double-Figure Rebounding Games	0	0	0
Double-Double Games	0	0	0
20-Point Scoring Games	0	0	0
Games Led UC in Scoring	0	0	0
Games Led UC in Rebounding	0	0	0
Games Led UC in Assists	0	0	0
Games With 3+ Assists	0	0	0
Games With 3+ Blocks	0	0	0
Games With 3+ Steals	0	0	0
Games With 3+ Three-Pointers	0	0	0

GAME-BY-GAME STATISTICS

2018-19 (JUNIOR SEASON)

2017-18 (SOPHOMORE SEASON)

Opponent	Date	gs	min	Total		3-Pointers		Free throws		Rebounds		pf	a	t/o	blk	stl	pts	avg
				fg-fga	pct	3fg-fga	pct	ft-fga	pct	off	def							
SAVANNAH STATE	11/10/17	1	0-0	.000	0-0	.000	0-0	.000	0	0	0	0.0	0	0	0	0	0	0.0
WESTERN CAROLINA	11/13/17	1	0-0	.000	0-0	.000	0-0	.000	0	0	0	0.0	0	0	0	0	0	0.0
COPPIN STATE	11/16/17	1	0-0	.000	0-0	.000	0-0	.000	0	0	0	0.0	0	0	0	0	0	0.0
ALABAMA STATE	11/27/17	1	0-0	.000	0-0	.000	0-0	.000	0	0	0	0.0	0	1	0	0	0	0.0
UA-PINE BLUFF	12/19/17	1	0-0	.000	0-0	.000	0-0	.000	0	0	0	0.0	0	0	0	0	0	0.0
MEMPHIS	12/31/17	1	0-0	.000	0-0	.000	0-0	.000	0	0	0	0.0	0	0	0	0	0	0.0
TEMPLE	01/24/18	2	1-1	1.000	0-0	.000	0-0	.000	0	0	0	0.0	0	0	0	0	2	0.3
UCF	02/06/18	2	0-0	.000	0-0	.000	0-0	.000	1	1	2	0.3	0	1	0	0	0	0.3
Totals		0	10	1-1	1.000	0-0	.000	0-0	.000	1	1	2	0.3	0	1	0	2	0.3

2016-17 (FRESHMAN SEASON)

Opponent	Date	gs	min	Total		3-Pointers		Free throws		Rebounds		pf	a	to	blk	stl	pts	avg
				fg-fga	pct	3fg-fga	pct	ft-fga	pct	off	def							
ALBANY	11/14/16	1		0-0	.000	0-0	.000	0-0	.000	0	0	0	0	0	0	0	0	0.0
BOWLING GREEN	12/04/16	1		0-0	.000	0-0	.000	0-0	.000	0	1	1	0.5	0	1	0	0	0.0
TEXAS SOUTHERN	12/13/16	1		0-1	.000	0-1	.000	0-0	.000	0	0	0	0.3	0	0	0	0	0.0
FAIRLEIGH DICKINSON	12/17/16	2		0-0	.000	0-0	.000	0-0	.000	0	0	0	0.3	0	0	0	0	0.0
TULANE	01/01/17	2		0-0	.000	0-0	.000	0-0	.000	0	0	0	0.2	0	0	0	0	0.0
USF	01/29/17	3		0-1	.000	0-1	.000	0-0	.000	0	1	1	0.3	0	1	0	0	0.0
Totals		0	10	0-2	.000	0-2	.000	0-0	.000	0	2	2	0.3	0	2	0	0	0.0

CAREER STATISTICS

			Total		3-Point		F-Throws		Rebounds										Scoring	
Season	gp-gs	min/avg	fg-fga	pct	fg-fga	pct	ft-fga	pct	off	def	tot	avg	pf	fo	ast	to	blk	stl	pts	avg
2016-17	6-0	10/1.7	0-2	.000	0-2	.000	0-0	.000	0	2	2	0.3	0	0	2	0	0	0	0	0.0
2017-18	8-0	10/1.3	1-1	1.000	0-0	.000	0-0	.000	1	1	2	0.3	0	0	1	1	0	0	2	0.3
TOTAL	14-0	20/1.4	1-3	.333	0-2	.000	0-0	.000	1	3	4	0.3	0	0	3	1	0	0	2	0.1



#33 NYSIER BROOKS

CENTER • 6-11 • 240 • JUNIOR • 2L • PHILADELPHIA, PA. (ADVANCED PREP INTERNATIONAL [TEXAS])

MOMENTS

- » Scored a career-high 10 points with four rebounds and three blocks in 15 minutes against Samford (11/23/16)
- » Tallied a career-best five blocks in 13 minutes at East Carolina (1/15/17)

2017-18 Season (Sophomore): Started two of 35 games played, averaging 2.6 points, 2.3 rebounds and 0.6 blocks in 9.7 minutes ... scored a season-high nine points on 3-of-3 shooting from the field in 13 minutes against Alabama State (11/27) ... netted eight points on 4-of-5 shooting with two rebounds, a block and a steal in 12 minutes against Cleveland State (12/21) ... tallied eight points with five rebounds in 11 minutes against ECU (1/20) ... made his first collegiate start, pulling down a season-best eight rebounds with four points and two assists in 12 minutes against Western Carolina (11/13) ... grabbed a team-high seven rebounds at Temple (1/4) ... blocked two shots each at No. 21 Xavier (12/2), at USF (1/13) and at Wichita State (3/4) ... pulled down three or more rebounds in 11 games ... recorded at least one block in 10 conference games ... named to the Bearcats Academic Honor Roll during the 2017 fall semester.

2016-17 Season (Freshman): Played in 33 games as a reserve, averaging 2.4 points, 1.6 rebounds and 0.7 blocks in 8.5 minutes ... scored 10 points on 4-of-5 shooting with four rebounds and three blocks against Samford (11/23) ... tallied eight points in a season-high 16 minutes against USF (1/29) ... grabbed a season-high five rebounds at UConn (3/5) ... recorded a season-best five blocks with four rebounds at East Carolina (1/15) ... had eight points with three rebounds against Fairleigh Dickinson (12/17) ... named to the Dean's List and Bearcats Academic Honor Roll for the 2017 spring semester ... earned Legion of Excellence Award for team's highest grade-point average.

Prior to Cincinnati: Averaged eight points, eight rebounds and three assists in 2015-16 with Advanced Prep International ... posted double-double numbers at Life Center Academy (Burlington, New Jersey) during the 2014-15 season, averaging 12 points and 10 rebounds to go along with four blocks ... tabbed a three-star prospect according to all recruiting sites.

Personal: Born Dec. 5, 1996 in Philadelphia, Pennsylvania ... son of Monique Brooks and John Mitchell ... guardian is James Johns ... Has four brothers: Nyeem Brooks, Nymier Brooks, Knoney Mitchell and Ethan Mitchell as well as four sisters: Napree Brooks, Brittany Mitchell, Kaniyah Mitchell and Nyeera Mitchell ... right-handed ... first name pronounced "nah-SEER."

SEASON & CAREER STATISTICS

2018-19 SEASON

7 vs. Ohio State, 11/7/18	Pts	10 vs. Samford, 11/23/16
6 vs. Ohio State, 11/7/18	FG Atts	7, 2x (last at SMU, 2/11/18)
3 vs. Ohio State, 11/7/18	FG Made	4, 3x (last vs. ECU, 1/20/18)
0	3PT-FG Atts	0
0	3PT-FG Made	0
2 vs. Ohio State, 11/7/18	FT Atts	6 vs. Alabama State, 11/27/17
1 vs. Ohio State, 11/7/18	FT Made	3, 3x (last vs. UCF, 2/6/18)
6 vs. Ohio State, 11/7/18	Rebs	8 vs. Western Carolina, 11/13/17
0	Assts	2 vs. Western Carolina, 11/13/17
0	Stls	2 vs. Wyoming, 11/22/17
2 vs. Ohio State, 11/7/18	Blks	5 at East Carolina, 1/15/17
24 vs. Ohio State, 11/7/18	Mins	19 at SMU, 2/11/18

MISCELLANEOUS STATISTICS

CATEGORY	2016-17	2017-18	2018-19	CAREER
Double-Figure Scoring Games	1	0	0	1
Double-Figure Rebounding Games	0	0	0	0
Double-Double Games	0	0	0	0
20-Point Scoring Games	0	0	0	0
Games Led UC in Scoring	0	0	0	0
Games Led UC in Rebounding	0	2	1	3
Games Led UC in Assists	0	0	0	0
Games With 3+ Assists	0	0	0	0
Games With 3+ Blocks	2	0	0	2
Games With 3+ Steals	0	0	0	0
Games With 3+ Three-Pointers	0	0	0	0

CAREER STATISTICS

			Total		3-Point		F-Throws		Rebounds											Scoring	
Season	gp-gs	min/avg	fg-fga	pct	fg-fga	pct	ft-fga	pct	off	def	tot	avg	pf	fo	ast	to	blk	stl	pts	avg	
2016-17	33-0	279/8.5	28-53	.528	0-0	.000	23-40	.575	20	33	53	1.6	55	1	2	19	22	4	79	2.4	
2017-18	35-2	340/9.7	38-77	.494	0-0	.000	16-29	.552	32	49	81	2.3	54	0	8	22	20	12	92	2.6	
2018-19	1-1	24/24.0	3-6	.500	0-0	.000	1-2	.500	4	2	6	6.0	5	1	0	1	2	0	7	7.0	
TOTAL	69-3	643/9.3	69-136	.507	0-0	.000	40-71	.563	56	84	140	2.0	114	2	10	42	44	16	178	2.6	



#33 NYSIER BROOKS

CENTER • 6-11 • 240 • JUNIOR • 2L • PHILADELPHIA, PA. (ADVANCED PREP INTERNATIONAL [TEXAS])

GAME-BY-GAME STATISTICS

2018-19 (JUNIOR SEASON)


Opponent	Date	gs	min	Total		3-Pointers		Free throws		Rebounds				pf	a	t/o	blk	stl	pts	avg
				fg	pct	3fg	pct	ft	pct	off	def	tot	avg							
OHIO ST.	11/07/18	*	24	3-6	.500	0-0	.000	1-2	.500	4	2	6	6.0	5	0	1	2	0	7	7.0
Totals		1	24	3-6	.500	0-0	.000	1-2	.500	4	2	6	6.0	5	0	1	2	0	7	7.0

2016-17 (FRESHMAN SEASON)

Opponent	Date	gs	min	Total		3-Pointers		Free throws		Rebounds				pf	a	t/o	blk	stl	pts	avg
				fg	pct	3fg	pct	ft	pct	off	def	tot	avg							
BROWN	11/11/16	8	0-0	.000	0-0	.000	1-2	.500	0	1	1	1.0	2	0	0	0	0	1	1.0	
ALBANY	11/14/16	7	0-1	.000	0-0	.000	1-2	.500	0	1	1	1.0	2	1	0	1	0	1	1.0	
vs Rhode Island	11/19/16	1	0-0	.000	0-0	.000	1-2	.500	0	0	0	0.7	0	0	1	0	0	1	1.0	
vs Penn State	11/20/16	4	0-2	.000	0-0	.000	0-0	.000	0	1	1	0.8	2	0	1	0	1	0	0.8	
SAMFORD	11/23/16	15	4-5	.800	0-0	.000	2-3	.667	2	2	4	1.4	0	0	1	3	1	10	2.6	
LIPSCOMB	11/26/16	9	2-4	.500	0-0	.000	1-1	1.000	0	0	0	1.2	2	0	0	0	0	5	3.0	
at Iowa State	12-01-16	8	1-1	1.000	0-0	.000	0-0	.000	3	1	4	1.6	1	0	2	0	0	2	2.9	
BOWLING GREEN	12/04/16	13	2-3	.667	0-0	.000	2-4	.500	1	0	1	1.5	3	0	0	0	0	6	3.3	
at Butler	12/10/16	1	0-0	.000	0-0	.000	0-0	.000	0	0	0	1.3	0	0	0	0	0	0	2.9	
TEXAS SOUTHERN	12/13/16	10	2-3	.667	0-0	.000	2-2	1.000	0	2	2	1.4	2	0	0	1	0	6	3.2	
FAIRLEIGH DICKINSON	12/17/16	15	3-5	.600	0-0	.000	2-4	.500	1	2	3	1.5	2	0	0	1	1	8	3.6	
MARSHALL	12/22/16	10	1-2	.500	0-0	.000	0-0	.000	0	0	0	1.4	1	0	0	1	0	2	3.5	
at Temple	12/28/16	3	0-1	.000	0-0	.000	0-0	.000	1	1	2	1.5	2	0	1	1	0	0	3.2	
TULANE	01/01/17	15	2-3	.667	0-0	.000	1-2	.500	0	1	1	1.4	5	0	1	1	0	5	3.4	
at Houston	1/7/17	5	0-0	.000	0-0	.000	0-0	.000	0	1	1	1.4	1	0	1	0	0	0	3.1	
SMU	01/12/17	2	0-0	.000	0-0	.000	0-0	.000	0	0	0	1.3	1	0	0	0	0	0	2.9	
at East Carolina	01/15/17	13	1-3	.333	0-0	.000	0-0	.000	1	3	4	1.5	1	0	2	5	1	2	2.9	
TEMPLE	01/18/17	9	1-1	1.000	0-0	.000	0-0	.000	1	0	1	1.4	1	0	0	2	0	2	2.8	
at Tulane	01/21/17	12	0-1	.000	0-0	.000	0-0	.000	2	1	3	1.5	4	1	3	0	0	0	2.7	
XAVIER	01/26/17	12	2-3	.667	0-0	.000	0-0	.000	2	1	3	1.6	4	0	0	2	0	4	2.8	
USF	01/29/17	16	3-3	1.000	0-0	.000	2-4	.500	0	1	1	1.6	2	0	3	0	0	8	3.0	
at SMU	02/12/17	1	0-0	.000	0-0	.000	0-0	.000	0	0	0	1.5	0	0	0	1	0	0	2.9	
at USF	02/15/17	5	0-0	.000	0-0	.000	1-4	.250	0	1	1	1.5	0	0	0	0	0	1	2.8	
TULSA	02/18/17	8	1-2	.500	0-0	.000	1-2	.500	1	1	2	1.5	4	0	2	1	0	3	2.8	
MEMPHIS	02/23/17	8	1-1	1.000	0-0	.000	2-2	1.000	1	1	2	1.5	1	0	0	0	0	4	2.8	
at UCF	2/26/17	6	1-1	1.000	0-0	.000	0-0	.000	0	1	1	1.5	1	0	0	0	0	2	2.8	
HOUSTON	03/02/17	6	0-0	.000	0-0	.000	0-0	.000	0	2	2	1.5	0	0	0	1	0	0	2.7	
at UConn	3/5/17	7	0-1	.000	0-0	.000	0-0	.000	0	0	0	1.5	2	0	0	1	0	0	2.6	
vs Tulsa	3/10/17	12	0-2	.000	0-0	.000	0-0	.000	1	2	3	1.5	3	0	1	0	0	0	2.5	
at UConn	3/11/17	13	0-1	.000	0-0	.000	3-4	.750	2	3	5	1.6	4	0	0	0	0	3	2.5	
vs SMU	3/12/17	4	0-2	.000	0-0	.000	0-0	.000	1	1	2	1.6	0	0	0	0	0	0	2.5	
vs Kansas State	03/17/17	11	0-1	.000	0-0	.000	1-2	.500	0	1	1	1.6	2	0	0	0	0	1	2.4	
vs UCLA	03/19/17	10	1-1	1.000	0-0	.000	0-0	.000	0	1	1	1.6	0	0	0	0	0	2	2.4	
Totals		0	279	28-53	.528	0-0	.000	23-40	.575	20	33	53	1.6	55	2	19	22	4	79	2.4

2017-18 (SOPHOMORE SEASON)

Opponent	Date	gs	min	Total		3-Pointers		Free throws		Rebounds				pf	a	t/o	blk	stl	pts	avg
				fg	pct	3fg	pct	ft	pct	off	def	tot	avg							
SAVANNAH STATE	11/10/17	11	1-3	.333	0-0	.000	1-2	.500	2	5	7	7.0	1	0	0	1	3	3.0		
WESTERN CAROLINA	11/13/17	*	12	2-5	.400	0-0	.000	0-0	.000	4	4	8	7.5	2	2	2	1	4	3.5	
COPPIN STATE	11/16/17	9	1-1	1.000	0-0	.000	0-0	.000	0	2	2	5.7	1	1	1	0	0	2	3.0	
vs Buffalo	11/20/17	16	0-1	.000	0-0	.000	2-2	1.000	0	2	2	4.8	0	0	0	0	1	2	2.8	
vs Richmond	11/21/17	*	15	1-2	.500	0-0	.000	0-0	.000	0	1	1	4.0	2	0	2	1	0	2	2.6
vs Wyoming	11/22/17	10	0-1	.000	0-0	.000	2-2	1.000	1	1	2	3.7	2	0	1	0	2	2	2.5	
ALABAMA STATE	11/27/17	13	3-3	1.000	0-0	.000	3-6	.500	1	0	1	3.3	1	0	0	0	0	9	3.4	
at Xavier	12/02/17	6	0-1	.000	0-0	.000	0-0	.000	0	0	0	2.9	0	0	0	2	1	0	3.0	
vs Florida	12/09/17	3	1-1	1.000	0-0	.000	0-0	.000	0	2	2	2.8	2	0	0	0	0	2	2.9	
MISSISSIPPI ST.	12/12/17	8	0-0	.000	0-0	.000	0-0	.000	0	1	1	2.6	0	0	0	0	0	0	2.6	
at UCLA	12/16/17	5	1-1	1.000	0-0	.000	0-0	.000	0	1	1	2.5	4	0	0	0	0	2	2.5	
UA-PINE BLUFF	12/19/17	16	2-3	.667	0-0	.000	3-4	.750	0	1	1	2.3	3	0	0	0	0	7	2.9	
CLEVELAND STATE	12/21/17	12	4-5	.800	0-0	.000	0-0	.000	2	0	2	2.3	0	1	1	1	1	8	3.3	
MEMPHIS	12/31/17	17	3-6	.500	0-0	.000	0-0	.000	0	3	3	2.4	2	0	2	0	0	6	3.5	
at Temple	01/04/18	16	1-3	.333	0-0	.000	0-0	.000	4	3	7	2.7	3	0	2	1	0	2	3.4	
SMU	01/07/18	5	0-0	.000	0-0	.000	0-0	.000	0	2	2	2.6	1	0	0	0	0	0	3.2	
at USF	1/13/18	9	2-2	1.000	0-0	.000	2-2	1.000	1	1	2	2.6	3	0	1	2	0	6	3.4	
at UCF	1/16/18	10	1-2	.500	0-0	.000	0-0	.000	0	0	0	2.4	2	0	0	1	0	2	3.3	
ECU	01/20/18	11	4-7	.571	0-0	.000	0-0	.000	4	1	5	2.6	3	1	1	0	0	8	3.5	
TEMPLE	01/24/18	6	0-1	.000	0-0	.000	0-0	.000	0	2	2	2.6	1	0	1	0	0	0	3.4	
at Memphis	1/27/18	4	0-0	.000	0-0	.000	0-0	.000	0	2	2	2.5	0	0	0	1	0	0	3.2	
HOUSTON	01/31/18	13	3-3	1.000	0-0	.000	0-0	.000	0	0	0	2.4	2	0	0	1	1	6	3.3	
at UCONN	2/3/18	10	0-0	.000	0-0	.000	0-0	.000	0	0	0	2.3	4	0	2	1	1	0	3.2	
UCF	02/06/18	12	0-4	.000	0-0	.000	3-4	.750	5	1	6	2.5	2	0	2	0	1	3	3.2	
at SMU	02/11/18	19	2-7	.286	0-0	.000	0-2	.000	2	3	5	2.6	3	1	0	1	1	4	3.2	
at Houston	2/15/18	5	0-1	.000	0-0	.000	0-0	.000	0	5	5	2.7	2	0	1	1	0	0	3.1	
WICHITA STATE	02/18/18	9	0-0	.000	0-0	.000	0-0	.000	0	0	0	2.6	3	0	1	1	0	0	3.0	
UConn	02/22/18	12	1-4	.250	0-0	.000	0-2	.000	1	2	3	2.6	1	1	0	1	0	2	2.9	
TULSA	02/25/18	1	0-1	.000	0-0	.000	0-0	.000	0	0	0	2.5	0	0	1	0	0	0	2.8	
at Tulane	03/01/18	11	2-2	1.000	0-0	.000	0-0	.000	2	1	3	2.5	1	0	0	0	0	4	2.9	
at Wichita State	03/04/18	8	0-0	.000	0-0	.000	0-2	.000	1	2	3	2.5	1	0	1	2	1	0	2.8	
vs SMU	03/09/18	9	3-6	.500	0-0	.000	0-1	.000	1	0	1	2.5	1	0	0	0	0	6	2.9	
vs Memphis	3-10-18	5	0-0	.000	0-0	.000	0-0	.000	0	0	0	2.4	1	0	0	1	0			
vs Houston	3-11-18	6	0-1	.000	0-0	.000	0-0	.000	0	1	1	2.4	0	0	0	1	0	0	2.8	
vs Georgia State	03/16/18	6	0-0	.000	0-0	.000	0-0	.000	1	0	1	2.3	0	1	0	0	0	0	2.6	
Totals		2	340	38-77	.494	0-0	.000	16-29	.552	32	49	81	2.3	54	8	22	20	12	92	2.6



#34 JARRON CUMBERLAND

GUARD • 6-5 • 205 • JUNIOR • 2L • WILMINGTON, OHIO (WILMINGTON HIGH SCHOOL)

CONFERENCE AWARDS

- » First Team Pre-season (2018-19)
- » All-Rookie Team (2016-17)
- » Co-Sixth Man of the Year (2016-17)
- » Player of the Week (1/30/17)
- » Rookie of the Week (3x: 3/6/16; 1/2/17 & 12/19/16)

MOMENTS

- » Tallied a career-high 27 points on 8-of-17 shooting with four three-pointers and pulled down a career-high 11 rebounds against Georgia State (3/16). It marked the most points scored by a Bearcat in an NCAA Tournament game during the Mick Cronin coaching era.
- » Scored a season-high 26 points with six three-pointers and four steals in 20 minutes against USF (1/29/17).
- » Netted 13 of his 15 points in the second half against No. 24 Xavier (1/26/17).
- » Contributed 15 points against UCLA (3/19/17) in the second round of the NCAA Tournament.

2018-19 Season (Junior): Scored a game-high 22 points against Ohio State (11/7/17) ... tallied 11 points with three steals in 23 minutes during the exhibition game against Tusculum (11/1) ... averaged a team-best 14.0 points and 2.7 steals during Cincinnati's three-game tour of Canada in August 2018.

2017-18 Season (Sophomore): Started all 36 games, averaging 11.5 points, 4.0 rebounds, 2.9 assists, 1.0 steals in 28.9 minutes ... named to The American's Weekly Honor Roll three times (11/20, 1/2, 1/15) ... ranked second on the team, averaging 14.0 points during five postseason games ... registered his first collegiate double-double, scoring a career-high 27 points on 8-of-17 shooting with four three-pointers to go with a career-high 11 rebounds against Georgia State (3/16). It marked the most points scored by a Bearcat in an NCAA Tournament game during the Mick Cronin coaching era (since 2006-07) ... finished the season ranked 24th in the league in scoring (11.5) ... ranked among the league leaders during conference play in assists (12th at 2.9), free throw percentage (15th at .736) and scoring (26th at 11.4) ... tied teammate Jacob Evans III with a team-high 60 three-pointers ... made as many as four three-pointers in six games ... scored 20 points on 6-of-9 shooting with four threes against Western Carolina (11/13) ... tallied 19 points with nine rebounds against Coppin State (11/16) ... scored 18 points with four threes and five assists against Memphis (3/10) in the semifinals of the American Championship ... handed out a season-high eight assists twice (Tulsa [2/25] and SMU [3/9]) ... scored in double figures in 22 games ... made at least one three-pointer in 28 of 36 games, including 15 of 18 conference contests.

2016-17 Season (Freshman): Played in 35 games as a reserve, averaging 8.3 points, 2.4 rebounds, 1.5 assists and 1.0 steals in 19.1 minutes ... named to The American's All-Rookie Team and selected as The American's Co-Sixth Man of the Year with SMU's Ben Emelogu ... named league's player of the week after a pair of strong performances: scoring a season-high 26 points on 8-of-11 shooting with a season-best six three-pointers against USF (1/29) and tallying 15 points, including 13 in the second half, against No. 24 Xavier (1/26) ... named league's rookie of the week three times ... netted 19 points with a trio of threes against Tulane (1/1) ... tallied 17 points on 4-of-6 shooting from the field and 8-of-10 shooting from the foul line against Lipscomb (11/26) ... shot 52.6 percent (22 of 42) from the field while averaging 11.6 points in five postseason games ... scored in double figures in 14 games ... led the team in scoring in six games.

Prior to Cincinnati: Averaged 29.6 points, 7.4 rebounds, 3.6 steals and 3.2 assists while shooting 57.4 percent (303 of 528) from the field as a senior at Wilmington High School ... helped lead the Hurricane to a 27-2 record and the semifinals of the OHSAA Division I playoffs ... finished as the school's all-time leading scorer with 2,383 points ... posted a school-record 52 points against Washington Court House (2/11/16) ... named a finalist for the Ohio Mr. Basketball Award and a McDonald's All-American nominee ... scored a team-high 15 points and was named most valuable player of the 2016 Ohio-Kentucky All-Star game ... averaged 24.5 points, 7.5 rebounds and 3.3 assists as a junior ... averaged 17.8 points, 5.4 rebounds, 2.0 assists and 1.8 steals during AAU action with King James (Ohio) during the 2015 summer, later earning Third Team All-Peach Jam honors during Nike EYBL action ... earned First Team Associate Press Division I All-Ohio honors as a junior and senior ... ranked at No. 55 on ESPN's Top 100 prospects list ... tabbed as a four-star prospect by Rivals.com, Scout.com and 247 Sports.

Personal: Born Sept. 22, 1997 in Wilmington, Ohio ... son of Cheryl and Scott Cumberland ... has two sisters, Ebony and Chastity ... right-handed ... first name pronounced JAIR-in.

SEASON & CAREER STATISTICS


2018-19 SEASON			CAREER
22 vs. Ohio State, 11/7/18	Pts	27 vs. Georgia State, 3/16/18	
17 vs. Ohio State, 11/7/18	FG Atts	17, 4x (last vs. Ohio State, 11/7/18)	
7 vs. Ohio State, 11/7/18	FG Made	8, 2x (last vs. Georgia State, 3/16/18)	
7 vs. Ohio State, 11/7/18	3PT-FG Atts	11 vs. Georgia State, 3/16/18	
3 vs. Ohio State, 11/7/18	3PT-FG Made	6 vs. USF, 1/29/17	
7 vs. Ohio State, 11/7/18	FT Atts	10, 2x (last vs. Houston, 1/31/18)	
5 vs. Ohio State, 11/7/18	FT Made	8 vs. Lipscomb, 11/26/16	
2 vs. Ohio State, 11/7/18	Rebs	11 vs. Georgia State, 3/16/18	
2 vs. Ohio State, 11/7/18	Assts	8, 2x (last vs. SMU, 3/9/18)	
1 vs. Ohio State, 11/7/18	Stls	5 vs. SMU, 3/12/17	
0	Blks	3 vs. ECU, 1/20/18	
23 vs. Ohio State, 11/7/18	Mins	40 vs. Georgia State, 3/16/18	

MISCELLANEOUS STATISTICS

CATEGORY	2016-17	2017-18	2018-19	CAREER
Double-Figure Scoring Games	14	22	1	37
Double-Figure Rebounding Games	0	1	0	1
Double-Double Games	0	1	0	1
20-Point Scoring Games	1	2	1	4
Games Led UC in Scoring	6	8	1	15
Games Led UC in Rebounding	1	1	0	2
Games Led UC in Assists	2	11	0	13
Games With 3+ Assists	5	19	0	24
Games With 3+ Blocks	0	0	0	0
Games With 3+ Steals	4	2	0	6
Games With 3+ Three-Pointers	5	8	1	14

CAREER STATISTICS

Season	gp-gs	min/avg	Total		3-Point		F-Throws		Rebounds				Scoring					
			fg-fga	pct	fg-fga	pct	ft-fta	pct	off	def	tot	avg	pf	fo	ast	to	blk	stl
2016-17	35-0	669/19.1	99-201	.493	38-107	.355	56-87	.644	36	48	84	2.4	63	0	52	35	9	34
2017-18	36-36	1041/28.9	138-337	.409	60-177	.339	78-115	.678	45	98	143	4.0	76	1	103	64	13	37
2018-19	1-1	23/23.0	7-17	.412	3-7	.429	5-7	.714	0	2	2	2.0	2	0	2	4	0	1
TOTAL	72-37	1733/24.1	244-555	.440	101-291	.347	139-209	.665	81	148	229	3.2	141	1	157	103	22	72



#34 JARRON CUMBERLAND

GUARD • 6-5 • 205 • JUNIOR • 2L • WILMINGTON, OHIO (WILMINGTON HIGH SCHOOL)

GAME-BY-GAME STATISTICS

2018-19 (JUNIOR SEASON)

Opponent	Date	gs	min	Total		3-Pointers		Free throws		Rebounds			pf	a	t/o	blk	stl	pts	avg		
				fg-fga	pct	3fg-fga	pct	ft-fa	pct	off	def	tot								avg	
OHIO ST.	11/07/18	*	23	7-17	.412	3-7	.429	5-7	.714	0	2	2	2.0	2	2	4	0	1	22	22.0	
Totals			1	23	7-17	.412	3-7	.429	5-7	.714	0	2	2	2.0	2	2	4	0	1	22	22.0

2016-17 (FRESHMAN SEASON)

Opponent	Date	gs	min	Total		3-Pointers		Free throws		Rebounds			pf	a	t/o	blk	stl	pts	avg
				fg-fga	pct	3fg-fga	pct	ft-fa	pct	off	def	tot							
BROWN	11/11/16	13	1-3	.333	0-2	.000	1-3	.333	0	0	0	0.0	1	2	0	1	2	3.0	
ALBANY	11/14/16	19	4-6	.667	2-4	.500	1-1	1.000	1	1	2	1.0	1	1	0	0	11	7.0	
vs Rhode Island	11/19/16	15	0-1	.000	0-1	.000	0-1	.000	2	0	2	1.3	3	1	0	0	0	4.7	
vs Penn State	11/20/16	12	1-3	.333	0-2	.000	0-1	.000	0	1	1	1.3	0	3	0	0	1	2.4	
SAMFORD	11/23/16	8	0-1	.000	0-1	.000	0-0	.000	1	1	2	1.4	0	1	0	0	0	3.2	
LIPSCOMB	11/26/16	22	4-6	.667	1-3	.333	8-10	.800	0	1	1	1.3	1	1	2	1	3	17.5	
at Iowa State	12-01-16	7	0-2	.000	0-1	.000	0-0	.000	0	0	0	0.1	1	1	0	0	0	4.7	
BOWLING GREEN	12/04/16	18	1-7	.143	0-2	.000	0-0	.000	3	3	6	1.8	2	3	1	1	1	2.4	
at Butler	12/10/16	9	1-3	.333	0-1	.000	2-2	1.000	1	0	1	1.7	3	1	1	0	1	4.3	
TEXAS SOUTHERN	12/13/16	24	7-9	.778	4-4	1.000	0-0	.000	3	3	6	2.1	1	1	0	1	1	18.5	
FAIRLEIGH DICKINSON	12/17/16	20	4-8	.500	3-6	.500	0-0	.000	1	3	4	2.3	3	5	0	0	1	11.6	
MARSHALL	12/22/16	7	0-2	.000	0-2	.000	2-2	1.000	0	0	0	2.1	1	0	1	0	0	2.5	
at Temple	12/28/16	19	2-6	.333	2-4	.500	0-1	.000	3	2	5	2.3	2	2	3	0	0	6.5	
TULANE	01/01/17	26	6-8	.750	3-3	1.000	4-6	.667	1	3	4	2.4	4	1	3	1	2	19.6	
at Houston	1/7/17	16	1-3	.333	0-2	.000	0-0	.000	0	2	2	2.4	2	1	2	0	0	2.6	
SMU	01/12/17	11	1-3	.333	1-3	.333	3-4	.750	0	2	2	2.4	1	1	1	0	0	6.4	
at East Carolina	01/15/17	21	1-7	.143	0-4	.000	2-3	.667	2	2	4	2.5	2	1	0	0	1	4.3	
TEMPLE	01/18/17	23	1-4	.250	1-2	.500	2-2	1.000	0	2	2	2.4	3	1	0	0	1	5.6	
at Tulane	01/21/17	16	2-2	1.000	0-0	.000	0-0	.000	0	1	1	2.4	1	2	3	0	0	4.6	
XAVIER	01/26/17	21	5-9	.556	2-5	.400	3-8	.375	1	3	4	2.5	3	1	1	0	0	15.6	
USF	01/29/17	20	8-11	.727	6-9	.667	4-7	.571	0	3	3	2.5	0	3	0	1	4	26.7	
at Tulsa	02/01/17	20	1-3	.333	0-2	.000	2-5	.400	0	0	0	2.4	4	1	1	0	2	4.3	
UCONN	02/04/17	21	5-9	.556	3-7	.429	2-2	1.000	0	2	2	2.3	2	1	1	0	4	15.7	
UCF	02/08/17	19	1-4	.250	0-2	.000	1-1	1.000	0	0	0	2.3	0	4	0	0	1	3.7	
at SMU	02/12/17	7	1-2	.500	1-2	.500	0-0	.000	1	0	1	2.2	2	0	0	0	1	3.3	
at USF	02/15/17	31	3-6	.500	1-3	.333	0-1	.000	2	2	4	2.3	2	2	1	0	1	7.3	
MEMPHIS	02/23/17	22	3-7	.429	1-4	.250	2-2	1.000	1	1	2	2.3	1	4	1	1	0	9.7	
at UCF	2/26/17	28	3-8	.375	0-4	.000	5-8	.625	3	0	3	2.3	1	5	2	0	0	11.7	
HOUSTON	03/02/17	21	4-7	.571	2-5	.400	0-0	.000	1	2	3	2.3	4	0	4	0	1	10.7	
at UConn	3/5/17	25	6-9	.667	0-2	.000	3-3	1.000	2	1	3	2.3	1	1	1	1	0	15.8	
vs Tulsa	3/10/17	27	4-6	.667	1-2	.500	0-2	.000	1	2	3	2.4	2	0	3	0	0	9.7	
at UConn	3/11/17	27	3-5	.600	1-3	.333	4-6	.667	1	1	2	2.3	2	1	1	0	2	11.9	
vs SMU	3/12/17	31	4-13	.308	1-5	.200	5-6	.833	3	1	4	2.4	1	0	1	0	5	14.8	
vs Kansas State	03/17/17	23	4-5	.800	1-1	1.000	0-0	.000	1	2	3	2.4	3	0	0	0	0	9.8	
vs UCLA	03/19/17	20	7-13	.538	1-4	.250	0-0	.000	1	1	2	2.4	3	1	1	0	0	15.8	
Totals		0	669	99-201	493	38-107	355	66-87	.644	36	48	84	2.4	63	52	35	9	34	292.8

2017-18 (SOPHOMORE SEASON)

Opponent	Date	gs	min	Total		3-Pointers		Free throws		Rebounds			pf	a	t/o	blk	stl	pts	avg	
				fg-fga	pct	3fg-fga	pct	ft-fa	pct	off	def	tot								avg
SAVANNAH STATE	11/10/17	*	24	4-11	.364	1-5	.200	1-2	.500	4	3	7	7.0	0	5	0	0	1	10.0	
WESTERN CAROLINA	11/13/17	*	23	6-9	.667	4-6	.667	4-4	1.000	0	2	2	4.5	1	2	3	0	0	20.0	
COPPIN STATE	11/16/17	*	25	7-14	.500	4-10	.400	1-4	.250	1	8	9	6.0	0	3	0	1	0	19.6	
vs Buffalo	11/20/17	*	33	5-11	.455	0-1	.000	4-7	.571	3	3	6	6.0	4	2	7	1	1	14.5	
vs Richmond	11/21/17	*	18	2-7	.286	2-5	.400	0-0	.000	2	3	5	5.8	0	0	1	1	2	6.3	
vs Wyoming	11/22/17	*	25	2-6	.333	1-2	.500	1-2	.500	0	2	2	5.2	2	1	0	1	1	6.1	
ALABAMA STATE	11/27/17	*	23	1-5	.200	0-3	.000	0-0	.000	0	0	0	4.4	1	4	2	0	0	2.1	
at Xavier	12/02/17	*	26	5-12	.417	2-5	.400	3-4	.750	0	0	0	3.9	4	0	2	1	1	15.1	
vs Florida	12/09/17	*	29	4-12	.333	2-6	.333	0-1	.000	1	1	2	3.7	4	2	2	2	1	10.1	
MISSISSIPPI ST.	12/12/17	*	30	1-8	.125	1-4	.250	4-6	.667	1	4	5	3.8	0	3	2	1	0	7.0	
at UCLA	12/16/17	*	31	4-8	.500	2-3	.667	0-5	.000	0	4	4	3.8	3	5	1	0	1	10.0	
UA-PINE BLUFF	12/19/17	*	14	2-4	.500	0-2	.000	0-0	.000	0	3	3	3.8	1	1	3	0	1	4.0	
CLEVELAND STATE	12/21/17	*	29	5-14	.357	2-6	.333	4-4	1.000	2	2	4	3.8	3	4	2	0	3	16.0	
MEMPHIS	12/31/17	*	29	6-9	.667	2-3	.667	1-1	1.000	2	6	8	4.1	2	4	1	1	2	15.0	
at Temple	01/04/18	*	36	0-6	.000	0-4	.000	0-2	.000	0	6	6	4.2	2	1	3	0	0	0.0	
SMU	01/07/18	*	33	4-13	.308	2-8	.250	4-4	1.000	0	4	4	4.2	1	4	4	0	2	14.0	
at USF	1/13/18	*	21	7-11	.636	4-7	.571	0-0	.000	0	3	3	4.1	4	1	1	0	0	18.0	
at UCF	1/16/18	*	34	1-4	.250	1-3	.333	2-4	.500	1	1	2	4.0	1	4	3	0	1	5.0	
ECU	01/20/18	*	28	4-9	.444	1-4	.250	5-6	.833	2	2	4	4.0	3	2	1	0	3	14.0	
TEMPLE	01/24/18	*	25	5-13	.385	1-6	.167	2-2	1.000	1	0	1	3.9	1	0	1	0	1	13.0	
at Memphis	1/27/18	*	36	3-7	.429	1-3	.333	0-0	.000	2	3	5	3.9	4	2	2	0	1	7.0	
HOUSTON	01/31/18	*	31	4-10	.400	0-2	.000	7-10	.700	2	2	4	3.9	3	4	4	1	1	15.0	
at UCONN	2/3/18	*	29	2-8	.250	2-8	.250	2-5	.400	0	4	4	3.9	2	1	1	0	0	8.0	
UCF	02/06/18	*	26	3-6	.500	2-3	.667	1-2	.500	1	5	6	4.0	3	4	1	0	0	9.0	
at SMU	02/11/18	*	25	4-7	.571	1-4	.250	3-4	.750	1	2	3	4.0	0	4	0	0	2	12.0	
at Houston	2/15/18	*	37	3-9	.333	2-6	.333	6-7	.857	3	1	4	4.0	2	1	1	0	1	14.0	
WICHITA STATE	02/18/18	*	34	7-17	.412	3-10	.300	1-1	1.000	0	2	2	3.9	3	3	3	0	2	18.1	
UCONN	02/22/18	*	30	3-10	.300	1-7	.143	0-0	.000	0	4	4	3.9	2	3	0	1	1	7.0	
TULSA	02/25/18	*	34	6-10	.600	4-7	.571	1-1	1.000	1	4	5	3.9	1	8	3	0	2	17.1	
at Tulane	03/01/18	*	22	2-5	.400	0-2	.000	4-4	1.000	0	1	1	3.8	2	5	3	0	1	8.1	
at Wichita State	03/04/18	*	37	5-10	.500	1-3	.333	0-0	.000	1	2	3	3.8	2	1	0	1	1	11.1	
vs SMU	03/09/18	*	34	0-4	.000	0-2	.000	0-1	.000	2	3	5	3.8	1	8	1	1	1	0.0	
vs Memphis	3-10-18	*	32	5-9	.556	4-6	.667	4-8	.500	1	2	3	3.8	4	5	1	0	0	18.0	
vs Houston	3-11-18	*	31	3-5	.600	0-1	.000	2-2	1.000	0	1	1	3.7	4	1	4	0	0	8.0	
vs Georgia State	03/16/18	*	40	8-17	.471	4-11	.364	7-8	.875	8	3	11	3.9	1	2	1	0	2	27.1	
vs Nevada	03/18/18	*	27	5-17	.294	3-9	.333	4-4	1.000	3	2	5	4.0	5	3	0	0	1	17.1	
Totals			36	1041	138-337	409	60-177	338	78-115	.678	45	98	143.0	40	763	64	13	37	414	11.1

2017-18 SEASON STATISTICS

RECORD	OVERALL	HOME	AWAY	NEUTRAL	SCORE BY PERIODS	1	2	OT	TOTAL
All Games	31-5	15-1	9-2	7-2	Cincinnati	1328	1345	0	2673
Conference	16-2	8-1	8-1	0-0	Opponents	1008	1063	0	2071
Non-Conference	15-3	7-0	1-1	7-2					

OVERALL STATISTICS

PLAYER	GP-GS	MIN-AVG	FG	FGA	PCT	3FG	FGA	PCT	FT	FTA	PCT	OFF	DEF	TOT	AVG	PF	FO	A	TO	BLK	STL	PTS	AVG
01-EVANS, Jacob	36-36	1107-30.8	161	377	.427	60	162	.370	86	114	.754	50	120	170	4.7	72	1	113	63	35	47	468	13.0
11-CLARK, Gary	36-36	1025-28.5	160	304	.526	27	62	.435	117	158	.741	107	206	313	8.7	75	0	76	36	44	51	464	12.9
34-CUMBERLAND, Jarron	36-36	1041-28.9	138	337	.409	60	177	.339	78	115	.678	45	98	143	4.0	76	1	103	64	13	37	414	11.5
24-WASHINGTON, Kyle	36-34	838-23.3	165	327	.505	20	56	.357	57	77	.740	60	137	197	5.5	65	0	14	45	50	9	407	11.3
15-BROOME, Cane	34-3	698-20.5	95	205	.463	32	82	.390	46	65	.708	16	36	52	1.5	44	0	95	51	2	31	268	7.9
03-JENIFER, Justin	36-33	704-19.6	50	137	.365	30	84	.357	44	57	.772	8	29	37	1.0	43	0	91	24	0	17	174	4.8
05-MOORE, Trevor	35-0	418-11.9	35	105	.333	26	82	.317	23	34	.676	14	47	61	1.7	40	0	14	15	2	18	119	3.4
02-WILLIAMS, Keith	33-0	325-9.8	40	104	.385	4	27	.148	17	32	.531	15	25	40	1.2	23	0	14	27	5	15	101	3.1
13-SCOTT, Trevon	36-0	449-12.5	41	74	.554	0	1	.000	28	47	.596	50	78	128	3.6	38	0	32	22	7	15	110	3.1
20-DIARRA, Mamoudou	7-0	46-6.6	7	20	.350	1	2	.500	5	6	.833	5	8	13	1.9	3	0	2	4	5	1	20	2.9
33-BROOKS, Nysier	35-2	340-9.7	38	77	.494	0	0	.000	16	29	.552	32	49	81	2.3	54	0	8	22	20	12	92	2.6
22-NSOSEME, Eliel	29-0	166-5.7	11	21	.524	0	0	.000	4	20	.200	20	29	49	1.7	23	0	5	11	11	3	26	0.9
14-BART, Jackson	12-0	15-1.3	2	6	.333	2	5	.400	0	0	.000	1	1	2	0.2	0	0	0	0	0	0	6	0.5
32-KOZ, John	8-0	10-1.3	1	1	1.000	0	0	.000	0	0	.000	1	1	2	0.3	0	0	1	1	0	0	2	0.3
31-MARTIN, Sam	10-0	19-1.9	0	5	.000	0	2	.000	2	2	1.000	0	1	1	0.1	5	0	2	2	0	0	2	0.2
TEAM												55	69	124	3.4	3			18			0	
Total	36		944	2100	.450	262	742	.353	523	756	.692	479	934	1413	39.2	564	2	570	405	194	256	2673	74.2
Opponents	36		739	1974	.374	231	747	.309	362	529	.684	367	765	1132	31.4	657	-	361	514	106	179	2071	57.5

AMERICAN ATHLETIC CONFERENCE STATISTICS

PLAYER	GP-GS	MIN-AVG	FG	FGA	PCT	3FG	FGA	PCT	FT	FTA	PCT	OFF	DEF	TOT	AVG	PF	FO	A	TO	BLK	STL	PTS	AVG
01-EVANS, Jacob	18-18	571-31.7	80	190	.421	32	81	.395	49	63	.778	28	56	84	4.7	31	1	62	27	14	26	241	13.4
11-CLARK, Gary	18-18	520-28.9	80	150	.533	16	30	.533	55	79	.696	50	93	143	7.9	44	0	37	15	19	25	231	12.8
24-WASHINGTON, Kyle	18-18	433-24.1	85	175	.486	13	38	.342	27	34	.794	32	70	102	5.7	38	0	4	22	32	2	210	11.7
34-CUMBERLAND, Jarron	18-18	547-30.4	69	164	.421	28	90	.311	39	53	.736	17	52	69	3.8	38	0	52	32	4	21	205	11.4
15-BROOME, Cane	16-0	328-20.5	41	90	.456	16	38	.421	16	25	.640	6	13	19	1.2	18	0	46	19	1	11	114	7.1
03-JENIFER, Justin	18-18	332-18.4	19	53	.358	13	36	.361	22	26	.846	2	17	19	1.1	23	0	43	12	0	9	73	4.1
05-MOORE, Trevor	18-0	224-12.4	18	56	.321	12	41	.293	15	22	.682	9	17	26	1.4	17	0	5	9	2	9	63	3.5
13-SCOTT, Trevon	18-0	209-11.6	19	39	.487	0	1	.000	14	26	.538	27	42	69	3.8	17	0	13	11	3	6	52	2.9
33-BROOKS, Nysier	18-0	178-9.9	19	43	.442	0	0	.000	5	12	.417	20	28	48	2.7	34	0	3	15	13	5	43	2.4
02-WILLIAMS, Keith	16-0	145-9.1	12	39	.308	2	9	.222	12	17	.706	7	9	16	1.0	10	0	5	13	4	7	38	2.4
20-DIARRA, Mamoudou	1-0	4-4.0	1	2	.500	0	0	.000	0	0	.000	0	1	1	1.0	0	0	0	0	0	0	2	2.0
22-NSOSEME, Eliel	15-0	88-5.9	9	17	.529	0	0	.000	2	10	.200	12	11	23	1.5	13	0	1	4	5	1	20	1.3
32-KOZ, John	3-0	5-1.7	1	1	1.000	0	0	.000	0	0	.000	1	1	2	0.7	0	0	0	1	0	0	2	0.7
14-BART, Jackson	4-0	6-1.5	0	1	.000	0	1	.000	0	0	.000	1	1	2	0.5	0	0	0	0	0	0	0	0.0
31-MARTIN, Sam	3-0	10-3.3	0	3	.000	0	1	.000	0	0	.000	0	1	1	0.3	2	0	2	0	0	0	0	0.0
TEAM												27	35	62	3.4	2			10			0	
Total	18		453	1023	.443	132	366	.361	256	367	.698	239	447	686	38.1	287	1	273	190	97	122	1294	71.9
Opponents	18		356	967	.368	101	354	.285	184	284	.648	200	369	569	31.6	317	-	177	245	53	80	997	55.4

NCAA TOURNAMENT STATISTICS

PLAYER	GP-GS	MIN-AVG	FG	FGA	PCT	3FG	FGA	PCT	FT	FTA	PCT	OFF	DEF	TOT	AVG	PF	FO	A	TO	BLK	STL	PTS	AVG
34-CUMBERLAND, Jarron	2-2	67-33.5	13	34	.382	7	20	.350	11	12	.917	11	5	16	8.0	6	1	5	1	0	3	44	22.0
01-EVANS, Jacob	2-2	61-30.5	11	28	.393	2	7	.286	5	6	.833	4	11	15	7.5	6	0	3	3	0	1	29	14.5
24-WASHINGTON, Kyle	2-2	55-27.5	11	26	.423	1	4	.250	0	0	.000	5	10	15	7.5	2	0	3	1	4	0	23	11.5
11-CLARK, Gary	2-2	68-34.0	9	13	.692	1	2	.500	3	4	.750	7	16	23	11.5	4	0	5	2	2	2	22	11.0
03-JENIFER, Justin	2-2	45-22.5	2	8	.250	2	6	.333	3	6	.500	1	1	2	1.0	0	0	7	1	0	1	9	4.5
13-SCOTT, Trevon	2-0	27-13.5	3	3	1.000	0	0	.000	0	0	.000	3	5	8	4.0	3	0	0	0	0	0	6	3.0
15-BROOME, Cane	2-0	36-18.0	1	9	.111	0	3	.000	3	3	1.000	0	2	2	1.0	1	0	2	4	0	1	5	2.5
05-MOORE, Trevor	2-0	27-13.5	1	6	.167	1	5	.200	0	0	.000	0	4	4	2.0	4	0	1	1	0	0	3	1.5
33-BROOKS, Nysier	1-0	6-6.0	0	0	.000	0	0	.000	0	0	.000	1	0	1	1.0	0	0	1	0	0	0	0	0.0
22-NSOSEME, Eliel	1-0	7-7.0	0	0	.000	0	0	.000	0	0	.000	1	1	2	2.0	0	0	0	0	0	0	0	0.0
02-WILLIAMS, Keith	1-0	1-1.0	0	1	.000	0	0	.000	0	0	.000	0	0	0	0.0	0	0	0	0	0	0	0	0.0
TEAM												2	0	2	1.0	0			2			0	
Total	2		51	128	.398	14	47	.298	25	31	.806	35	55	90	45.0	26	1	27	15	6	8	141	70.5
Opponents	2		51	114	.447	14	45	.311	12	19	.632	14	45	59	29.5	30	-	16	11	5	11	128	64.0

2017-18 SEASON RESULTS

DATE	OPPONENT	RESULT	SCORE	ATTEND	POINTS	REBOUNDS
11/10/17	SAVANNAH STATE	W	107-77	6,610	(19) EVANS, Jacob	(11) CLARK, Gary
11/13/17	WESTERN CAROLINA	W	102-51	7,051	(20) CUMBERLAND, Jarron	(8) BROOKS, Nysier
11/16/17	COPPIN STATE	W	97-54	7,158	(19) CUMBERLAND, Jarron	(9) CUMBERLAND, Jarron
						(9) CLARK, Gary
11/20/17	vs Buffalo	W	73-67	1,200	(24) CLARK, Gary	(14) CLARK, Gary
11/21/17	vs Richmond	W	75-48	1,400	(13) BROOME, Cane	(8) MOORE, Trevor
						(8) CLARK, Gary
11/22/17	vs Wyoming	W	78-53	1,530	(17) CLARK, Gary	(11) WASHINGTON, Kyle
11/27/17	ALABAMA STATE	W	83-51	7,012	(14) CLARK, Gary	(7) SCOTT, Tre
						(7) CLARK, Gary
12/2/17	at Xavier	L	76-89	10,817	(23) EVANS, Jacob	(7) CLARK, Gary
						(7) SCOTT, Tre
12/9/17	vs Florida	L	60-66	9,112	(15) BROOME, Cane	(13) CLARK, Gary
12/12/17	MISSISSIPPI ST.	W	65-50	8,128	(24) EVANS, Jacob	(13) CLARK, Gary
12/16/17	at UCLA	W	77-63	10,018	(19) WASHINGTON, Kyle	(11) CLARK, Gary
12/19/17	ARKANSAS-PINE BLUFF	W	77-49	5,812	(17) BROOME, Cane	(7) EVANS, Jacob
12/21/17	CLEVELAND STATE	W	81-62	7,988	(18) CLARK, Gary	(9) WASHINGTON, Kyle
12/31/17	MEMPHIS*	W	82-48	8,423	(15) CUMBERLAND, Jarron	(10) CLARK, Gary
1/4/18	at Temple*	W	55-53	4,274	(18) WASHINGTON, Kyle	(7) BROOKS, Nysier
1/7/18	SMU*	W	76-56	9,109	(18) EVANS, Jacob	(8) WASHINGTON, Kyle
					(18) CLARK, Gary	(8) CLARK, Gary
1/13/18	at USF*	W	78-55	3,609	(18) CUMBERLAND, Jarron	(10) CLARK, Gary
1/16/18	at UCF*	W	49-38	7,565	(17) CLARK, Gary	(15) CLARK, Gary
1/20/18	ECU*	W	86-60	8,879	(17) EVANS, Jacob	(14) CLARK, Gary
						(17) WASHINGTON, Kyle
1/24/18	TEMPLE*	W	75-42	8,924	(17) CLARK, Gary	(10) CLARK, Gary
1/27/18	at Memphis*	W	62-48	12,223	(18) CLARK, Gary	(10) WASHINGTON, Kyle
1/31/18	HOUSTON*	W	80-70	8,885	(19) WASHINGTON, Kyle	(10) CLARK, Gary
2/3/18	at UCONN*	W	65-57	9,170	(19) EVANS, Jacob	(11) WASHINGTON, Kyle
2/6/18	UCF*	W	77-40	8,673	(14) MOORE, Trevor	(8) SCOTT, Tre
2/11/18	at SMU*	W	76-51	6,935	(17) WASHINGTON, Kyle	(8) WASHINGTON, Kyle
2/15/18	at Houston*	L	62-67	5,363	(16) EVANS, Jacob	(7) CLARK, Gary
2/18/18	WICHITA STATE*	L	72-76	9,523	(18) CUMBERLAND, Jarron	(8) CLARK, Gary
2/22/18	UCONN*	W	77-52	8,217	(17) CLARK, Gary	(9) SCOTT, Tre
2/25/18	TULSA*	W	82-74	8,911	(17) CUMBERLAND, Jarron	(7) SCOTT, Tre
					(17) CLARK, Gary	
3/1/18	at Tulane*	W	78-49	2,824	(16) WASHINGTON, Kyle	(9) CLARK, Gary
3/4/18	at Wichita State*	W	62-61	10,506	(19) EVANS, Jacob	(7) EVANS, Jacob
						(7) WASHINGTON, Kyle
3/9/18	vs SMU #	W	61-51	8,491	(15) WASHINGTON, Kyle	(11) CLARK, Gary
3/10/18	vs Memphis #	W	70-60	8,644	(18) CUMBERLAND, Jarron	(12) CLARK, Gary
3/11/18	vs Houston #	W	56-55	8,670	(20) CLARK, Gary	(12) CLARK, Gary
3/16/18	vs Georgia State ^	W	68-53	17,552	(27) CUMBERLAND, Jarron	(13) CLARK, Gary
3/18/18	vs Nevada ^	L	73-75	17,552	(19) EVANS, Jacob	(11) WASHINGTON, Kyle

*-Conference game; #-American Championship; ^-NCAA Championship

ATTENDANCE SUMMARY	GAMES	TOTALS	AVG/GAME
HOME	16	129,303	8,081
AWAY	11	83,304	7,573
NEUTRAL	9	74,151	8,239
TOTAL	36	286,758	7,966

RANKINGS IN THE 2017-18 WEEKLY POLLS

ASSOCIATED PRESS	WEEK	USA TODAY	ASSOCIATED PRESS	WEEK	USA TODAY
12	Preseason	13	12	Jan. 15	11
12	Nov. 13	No Poll	9	Jan. 22	8
12	Nov. 20	13	8	Jan. 29	8
11	Nov. 27	9	6	Feb. 5	6
17	Dec. 4	17	5	Feb. 12	5
25	Dec. 11	RV	11	Feb. 19	11
20	Dec. 18	22	10	Feb. 26	10
21	Dec. 25	22	8	March 5	8
19	Jan. 1	20	6	March 12	10
14	Jan. 8	13	NA	April 3	11

2017-18 COMPARISON GAME-BY-GAME STATISTICS

OPPONENT	1ST	2ND	SCORE	MAR	TOTAL FG	FG PCT	3-PTERS	3FG PCT	FTS	FT PCT	REBS	MAR	ASSTS	TO	BLKS	STLS	FLS
SAVANNAH STATE	60/40	47/37	107-77	+30	41-86/26-74	.477/.351	13-39/13-44	.333/.295	12-24/12-16	.500/.750	65/32	+33	24/19	20/17	4/4	7/11	17/24
WESTERN CAROLINA	46/29	56/22	102-51	+51	33-64/18-56	.516/.321	9-21/5-16	.429/.313	27-34/10-18	.794/.556	47/28	+19	24/9	13/22	7/1	11/6	17/23
COPPIN STATE	55/26	42/28	97-54	+43	32-63/19-60	.508/.317	12-29/4-19	.414/.211	21-36/12-12	.583/1.000	51/27	+24	23/7	7/11	5/1	7/4	10/24
Buffalo	39/26	34/41	73-67	+6	21-53/23-65	.396/.354	4-10/10-29	.400/.345	27-35/11-17	.771/.647	43/39	+4	11/9	18/17	3/4	7/6	20/30
Richmond	40/14	35/34	75-48	+27	25-46/16-42	.543/.381	13-24/6-16	.542/.375	12-17/10-17	.706/.588	35/22	+13	20/11	20/20	4/3	9/7	21/18
Wyoming	37/20	41/33	78-53	+25	31-62/15-48	.500/.313	7-14/6-21	.500/.286	9-14/17-25	.643/.680	43/28	+15	12/10	10/14	5/3	8/3	19/15
ALABAMA STATE	46/26	37/25	83-51	+32	29-59/22-57	.492/.386	6-22/5-12	.273/.417	19-26/2-2	.731/1.000	34/34	-	19/8	7/20	9/3	7/1	11/20
Xavier	30/43	46/46	76-89	(13)	29-69/27-57	.420/.474	8-28/10-21	.286/.476	10-16/25-30	.625/.833	27/44	(17)	14/16	8/16	11/6	10/5	24/15
Florida	28/34	32/32	60-66	(6)	23-54/23-54	.426/.426	4-15/6-15	.267/.400	10-16/14-17	.625/.824	35/33	+2	4/9	21/15	5/6	7/7	21/17
MISSISSIPPI STATE	35/25	30/25	65-50	+15	22-54/19-63	.407/.302	7-20/6-21	.350/.286	14-16/6-8	.875/.750	37/38	(1)	18/9	14/16	11/4	5/9	11/16
UCLA	36/23	41/40	77-63	+14	27-58/23-56	.466/.411	8-17/11-29	.471/.379	15-23/6-9	.652/.667	35/35	-	17/11	9/18	5/4	12/2	16/21
UA-PINE BLUFF	43/16	34/33	77-49	+28	26-58/18-50	.448/.360	5-15/5-20	.333/.250	20-28/8-12	.714/.667	42/28	+14	17/9	15/22	3/3	13/4	12/19
CLEVELAND STATE	43/34	38/28	81-62	+19	33-61/23-46	.541/.500	7-20/10-21	.350/.476	8-11/6-8	.727/.750	34/18	+16	24/11	11/17	5/2	10/4	11/13
MEMPHIS	35/16	47/32	82-48	+34	32-61/18-56	.525/.321	9-18/4-22	.500/.182	9-17/8-17	.529/.471	45/30	+15	23/6	9/13	4/2	9/2	14/15
Temple	26/29	29/24	55-53	+2	20-51/18-56	.392/.321	3-14/6-23	.214/.261	12-20/11-14	.600/.786	40/35	+5	10/9	16/11	4/4	6/10	14/17
SMU	34/20	42/36	76-56	+20	24-58/18-48	.414/.375	8-26/6-19	.308/.316	20-29/14-21	.690/.667	38/29	+9	16/11	11/18	3/3	7/7	18/22
USF	35/33	43/22	78-55	+23	22-43/18-45	.512/.400	7-16/7-13	.438/.538	27-31/12-16	.871/.750	30/22	+8	15/8	8/13	5/3	6/5	18/21
UCF	15/19	34/19	49-38	+11	19-54/15-50	.352/.300	5-20/5-17	.250/.294	6-10/3-10	.600/.300	35/36	(1)	15/11	9/14	6/1	6/3	13/11
ECU	46/38	40/22	86-60	+26	33-73/25-59	.452/.424	5-14/4-16	.357/.250	15-21/6-11	.714/.545	46/29	+17	15/8	7/15	10/6	9/3	11/19
TEMPLE	35/19	40/23	75-42	+33	28-65/16-56	.431/.286	8-22/3-23	.364/.130	11-16/7-16	.688/.438	46/36	+10	14/9	13/20	3/5	12/5	14/19
Memphis	34/21	28/27	62-48	+14	22-51/14-45	.431/.311	8-18/3-17	.444/.176	10-19/17-29	.526/.586	39/31	+8	15/4	15/12	4/4	4/5	27/18
HOUSTON	37/40	43/30	80-70	+10	27-56/28-66	.482/.424	8-19/10-25	.421/.400	18-27/4-11	.667/.364	39/32	+7	14/17	9/8	8/3	5/6	15/24
UCONN	32/21	33/36	65-57	+8	19-50/20-55	.380/.364	9-25/5-17	.360/.294	18-24/12-14	.750/.857	38/33	+5	10/5	12/10	4/3	3/7	14/20
UCF	33/13	44/27	77-40	+37	26-66/13-46	.394/.283	10-32/0-14	.313/.000	15-20/14-22	.750/.636	48/31	+17	17/6	10/16	6/1	8/2	20/20
SMU	32/21	44/30	76-51	+25	28-63/19-59	.444/.322	5-20/4-24	.250/.167	15-22/9-12	.682/.750	41/37	+4	23/10	7/14	6/3	8/3	13/14
Houston	27/24	35/43	62-67	(5)	17-44/24-50	.386/.480	4-15/7-17	.267/.412	24-32/12-18	.750/.667	27/36	(9)	7/12	13/15	3/4	4/7	16/24
WICHITA STATE	40/42	32/34	72-76	(4)	25-52/27-51	.481/.529	7-23/8-18	.304/.444	15-21/14-20	.714/.700	27/26	+1	11/16	13/15	5/2	8/3	19/21
UCONN	38/25	39/27	77-52	+25	28-62/18-61	.452/.295	10-28/6-22	.357/.273	11-18/10-13	.611/.769	41/37	+4	22/6	6/13	8/0	6/3	17/16
TULSA	44/47	38/27	82-74	+8	31-56/27-59	.554/.458	15-22/14-30	.682/.467	5-8/6-8	.625/.750	30/26	+4	26/18	14/12	4/3	5/2	14/11
Tulane	39/20	39/29	78-49	+29	29-60/16-51	.483/.314	5-13/3-14	.385/.214	15-17/14-17	.882/.824	41/26	+15	13/5	13/17	7/2	11/5	17/15
Wichita State	37/36	25/25	62-61	+1	23-58/22-54	.397/.407	6-21/6-23	.286/.261	10-15/11-15	.667/.733	35/37	(2)	7/16	5/9	7/4	5/2	13/10
SMU	28/27	33/24	61-51	+10	24-57/22-56	.421/.393	2-14/5-21	.143/.238	11-19/2-2	.579/1.000	39/32	+7	17/7	11/12	4/1	2/8	10/18
Memphis	29/42	41/18	70-60	+10	24-59/19-54	.407/.352	7-27/7-20	.259/.350	15-24/15-21	.625/.714	37/37	-	18/11	3/9	5/1	7/3	18/18
Houston	35/37	21/18	56-55	+1	20-46/19-55	.435/.345	4-14/7-23	.286/.304	12-19/10-12	.632/.833	33/29	+4	8/12	13/12	5/2	4/8	13/19
Georgia State	35/30	33/23	68-53	+15	24-62/21-53	.387/.396	9-30/8-27	.300/.296	11-14/3-3	.786/1.000	46/26	+20	14/3	8/9	3/5	7/6	10/15
Nevada	44/32	29/43	73-75	(2)	27-66/30-61	.409/.492	5-17/6-18	.294/.333	14-17/9-16	.824/.563	44/33	+11	13/13	7/2	3/0	1/5	16/15

Note: Game totals are displayed in the format TEAM/OPPONENT for each category.

2017-18 SEASON HIGHS AND LOWS

CINCINNATI	HIGH	LOW	OPPONENT	HIGH	LOW
Points	107, Savannah State (11/10/17)	49, at UCF (1/16/18)	Points	89, at Xavier (12/2/17)	38, at UCF (1/16/18)
FG Made	41, Savannah State (11/10/17)	17, at Houston (2/15/18)	FG Made	30, vs. Nevada (3/18/18)	13, UCF (2/6/18)
FG Att	86, Savannah State (11/10/17)	43, at USF (1/13/18)	FG Att	74, Savannah State (11/10/17)	42, vs. Richmond (11/21/17)
FG Pct	.554 (31-56), Tulsa (2/25/18)	.352 (19-54), at UCF (1/16/18)	FG Pct	.529 (27-51), Wichita State (2/18/18)	.283 (13-46), UCF (2/6/18)
3FG Made	15, Tulsa (2/25/18)	2, vs. SMU (3/9/18)	3FG Made	14, Tulsa (2/25/18)	0, UCF (2/6/18)
3FG Att	39, Savannah State (11/10/17)	10, vs. Buffalo (11/20/17)	3FG Att	44, Savannah State (11/10/17)	12, Alabama State (11/27/17)
3FG Pct	.682 (15-22), Tulsa (2/25/18)	.143 (2-14), vs. SMU (3/9/18)	3FG Pct	.538 (7-13), at USF (1/13/18)	.000 (0-14), UCF (2/6/18)
FT Made	27, at USF (1/13/18)	5, vs. Tulsa (2/25/18)	FT Made	25, at Xavier (12/2/17)	2, vs. Alabama State (11/27/17) & 2, vs. SMU (3/9/18)
FT Att	36, Coppin State (11/16/17)	8, Tulsa (2/25/18)	FT Att	30, at Xavier (12/2/17)	2, Alabama State (11/27/17) & 2, vs. SMU (3/9/18)
FT Pct	.882 (15-17), at Tulane (3/1/18)	.500 (12-24), Savannah State (11/10/17)	FT Pct	1.000 (12-12), Coppin State (11/16/17)	.300 (3-10), at UCF (1/16/18)
Rebounds	65, Savannah State (11/10/17)	27, at Xavier (12/2/17) & 27, at Houston (2/15/18) & 27, Wichita State (2/18/18)	Rebounds	44, at Xavier (12/2/17)	18, Cleveland State (12/21/17)
Assists	26, Tulsa (2/25/18)	4, vs. Florida (12/9/17)	Assists	19, Savannah State (11/10/17)	3, vs. Georgia State (3/16/18)
Steals	13, Arkansas-Pine Bluff (12/19/17)	1, vs. Nevada (3/18/18)	Steals	11, Savannah State (11/10/17)	1, Alabama State (11/27/17)
Blocks	11, Mississippi State (12/12/17) & 11, at Xavier (12/2/17)	3, vs. Buffalo (11/20/17) & 3, Arkansas-Pine Bluff (12/19/17) & 3, SMU (1/7/18)	Blocks	6, ECU (1/20/18) & 6, vs. Florida (12/9/17) & 6, at Xavier (12/2/17)	0, UConn (2/22/18) & 0, vs. Nevada (3/18/18)
Turnovers	21, vs. Florida (12/9/17)	3, Memphis (3/10/18)	Turnovers	22, Arkansas-Pine Bluff (12/19/17) & 22, vs. Western Carolina (11/13/17)	2, vs. Nevada (3/18/18)
Fouls	27, at Memphis (1/27/18)	10, vs. Coppin State (11/16/17) & 10, vs. SMU (3/9/18) & 10, vs. Georgia State (3/16/18)	Fouls	30, vs. Buffalo (11/20/17)	10, at Wichita State (3/4/18)

NON-RETURNING PLAYER CAREER STATISTICS

14

JACKSON BART

GUARD • 6-5 • 215 • 2L • OKLAHOMA CITY, OKLA. (ORAL ROBERTS)

YEAR	GP-GS	MIN-AVG	TOTAL		3-PTERS		FT-FTA	PCT	REBOUNDS		PF-FO	AST	TO	BLK	STL	PTS-AVG
			FG-FGA	PCT	FG-FGA	PCT			OFF-DEF-TOT	AVG						
2016-17	8-0	11-1.4	0-2	.000	0-2	.000	0-0	.000	0-0-0	0.0	2-0	0	0	0	0	0-0.0
2017-18	12-0	15-1.3	2-6	.333	2-5	.400	0-0	.000	1-1-2	0.2	0-0	0	0	0	0	6-0.5
TOTAL	20-0	26-1.3	2-8	.250	2-7	.286	0-0	.000	1-1-2	0.1	2-0	0	0	0	0	6-0.3

CAREER RECAP: Played in 20 games during his two-year career as a Bearcats walk-on ... scored his first collegiate points on a three-pointer against Richmond (11/21/17) in the semifinals of the Cayman Islands Classic ... connected a three-pointer against Alabama State (11/27/17) ... named an AAC All-Academic Team selection for 2017-18 ... named to the Bearcats Academic Honor Roll and Dean's List during the 2017 fall semester and 2018 spring semester.

11

GARY CLARK

FORWARD • 6-8 • 230 • 4L • CLAYTON, N.C. (CLAYTON HS)

YEAR	GP-GS	MIN-AVG	TOTAL		3-PTERS		FT-FTA	PCT	REBOUNDS		PF-FO	AST	TO	BLK	STL	PTS-AVG
			FG-FGA	PCT	FG-FGA	PCT			OFF-DEF-TOT	AVG						
2014-15	34-34	945-27.8	110-210	.524	0-5	.000	45-72	.625	94-152-246	7.2	54-0	57	38	45	35	265-7.8
2015-16	33-32	1002-30.4	126-243	.519	13-25	.520	79-115	.687	113-177-290	8.8	76-0	70	42	49	41	344-10.4
2016-17	36-35	1031-28.6	146-276	.529	14-49	.286	83-119	.697	108-175-283	7.9	67-0	76	41	42	36	389-10.8
2017-18	36-36	1025-28.5	160-304	.526	27-62	.435	117-158	.741	107-206-313	8.7	75-0	76	36	44	51	464-12.9
TOTAL	139-137	4003-28.8	542-1033	.525	54-141	.383	324-464	.698	422-710-1132	8.1	272-0	279	157	180	163	1462-10.5

CAREER RECAP: Finished career as one of three players in school history with more than 1,400 points and 1,100 rebounds along with National Basketball Hall of Famers Oscar Robertson (2,973 points/1,338 rebounds) and Jack Twyman (1,598 points/1,242 rebounds) ... started a school-record 137 games ... finished second at Cincinnati in victories (106) and consecutive games played (139); third in rebounds (1,132); fifth in blocks (180) and 16th in points (1,462) ... registered a Mick Cronin coaching era (since 2006-07) record 32 double-doubles ... finished career as one of only two players in school history to lead his team in rebounding for four seasons (Yancy Gates from 2009-12) ... helped the Bearcats record 30 or more wins in back-to-back seasons (2017, 2018) for the first time in program history ... helped the 2017-18 Bearcats tie the school record for wins in a season with 31 ... tabbed an Associated Press Honorable Mention All-American in 2017-18 ... signed a two-way contract with the Houston Rockets.

1

JACOB EVANS III

GUARD/FORWARD • 6-6 • 210 • 3L • BATON ROUGE, LA. (ST. MICHAEL THE ARCHANGEL HS)

YEAR	GP-GS	MIN-AVG	TOTAL		3-PTERS		FT-FTA	PCT	REBOUNDS		PF-FO	AST	TO	BLK	STL	PTS-AVG
			FG-FGA	PCT	FG-FGA	PCT			OFF-DEF-TOT	AVG						
2015-16	33-8	806-24.4	94-253	.372	45-135	.333	45-56	.804	36-99-135	4.1	61-2	54	25	27	27	278-8.4
2016-17	36-36	1138-31.6	168-355	.473	69-165	.418	82-112	.732	53-97-150	4.2	76-0	96	44	30	46	487-13.5
2017-18	36-36	1107-30.8	161-377	.427	60-162	.370	86-114	.754	50-120-170	4.7	72-1	113	63	35	47	468-13.0
TOTAL	105-80	3051-29.1	423-985	.429	174-462	.377	213-282	.755	139-316-455	4.3	209-3	263	132	92	120	1233-11.7

CAREER RECAP: Helped guide the Bearcats to an 83-22 record during his three seasons at Cincinnati, with three appearances in the NCAA Tournament and the 2017-18 American Athletic Conference regular-season and tournament championships ... ranked 31st on Cincinnati's all-time scoring list with 1,233 career points ... his .377 career three-point shooting percentage ranks fifth in school history ... earned first team all-conference accolades in 2017-18 ... selected as the 28th pick in the first round of the 2018 NBA draft by the Golden State Warriors.

24

KYLE WASHINGTON

FORWARD • 6-9 • 230 • 2L • CHAMPLIN, MINN. (NC STATE)

YEAR	GP-GS	MIN-AVG	TOTAL		3-PTERS		FT-FTA	PCT	REBOUNDS		PF-FO	AST	TO	BLK	STL	PTS-AVG
			FG-FGA	PCT	FG-FGA	PCT			OFF-DEF-TOT	AVG						
2013-14*	36-25	718-19.9	73-168	.435	0-2	.000	27-48	.563	29-110-139	3.9	77-1	16	35	21	6	173-4.8
2014-15*	34-18	604-17.8	98-210	.467	7-13	.538	28-39	.718	40-99-139	4.1	71-0	15	32	37	7	231-6.8
2016-17	36-35	889-24.7	184-361	.510	15-42	.357	81-114	.711	78-165-243	6.8	91-2	31	53	42	13	464-12.9
2017-18	36-34	838-23.3	165-327	.505	20-56	.357	57-77	.740	60-137-197	5.5	65-0	14	45	50	9	407-11.3
CIN - TOTAL	72-69	1727-24.0	349-688	.507	35-98	.357	138-191	.723	138-302-440	6.1	156-2	45	98	92	22	871-12.1
ALL*	142-112	3049-21.5	520-1066	.488	42-113	.372	193-278	.694	207-511-718	5.1	304-3	76	165	150	35	1275-9.0

* - Statistics from NC State

CAREER RECAP: During two campaigns with Cincinnati, helped the Bearcats record 30 or more wins in back-to-back seasons for the first time in program history ... helped the 2017-18 Bearcats tie the school record for wins in a season with 31 ... scored 1,275 collegiate points (871 with Cincinnati [2017, 2018] and 404 points with NC State [2014, 2015]) ... recorded 10 double-doubles at Cincinnati, tied with Octavius Ellis (2015-16) for third most during the Mick Cronin coaching era (since 2006-07) ... earned honorable mention all-conference accolades in 2017-18 and was named a second team all-league performer in 2016-17.

2018-19 BOX SCORES

GAME 1 • NOV. 7, 2018 OHIO STATE (64) AT RV/RV CINCINNATI (56) FIFTH THIRD ARENA (CINCINNATI, OHIO)

Ohio St. 64 • 1-0

#	Player	Total		3-Ptr		Rebounds			PF	TP	A	TO	Blk	Stl	Min
		FG-FGA	FG-FGA	FT-FTA	Off Def Tot										
24	Andre Wesson	f	2-3	2-2	0-0	0 2 2	4	6	0	2	0	0	0	0	17
25	Kyle Young	f	2-2	0-0	6-7	3 5 8	0	10	0	1	0	0	0	0	35
34	Kaleb Wesson	f	5-9	1-3	4-6	2 5 7	3	15	0	4	2	1	2	1	27
01	Luther Muhammad	g	4-10	2-3	1-2	0 2 2	4	11	1	2	1	0	0	0	29
03	C.J. Jackson	g	3-10	2-7	5-6	0 0 0	1	13	1	2	0	0	0	0	33
02	Musa Jallow		1-3	0-0	0-0	1 1 2	3	2	0	0	2	0	0	0	11
04	Duane Washington Jr.		1-3	1-2	0-0	0 4 4	3	3	0	0	0	0	0	0	20
32	Keyshawn Woods		2-7	0-3	0-1	0 2 2	4	4	5	2	0	1	2	1	27
Team					2 4 6										
Totals			20-47	8-20	16-22	8 25 33	22	64	7	13	5	2	1	1	199

FG % 1st Half: 9-27 33.3% 2nd half: 11-20 55.0% Game: 20-47 42.6% Deadball Rebounds 3,1
 3FG % 1st Half: 3-11 27.3% 2nd half: 5-9 55.6% Game: 8-20 40.0%
 FT % 1st Half: 6-6 100.0 2nd half: 10-16 62.5% Game: 16-22 72.7%

Cincinnati 56 • 0-1

#	Player		Total		3-Ptr		Rebounds			PF	TP	A	TO	Blk	Stl	Min
			FG-FGA	FG-FGA	FT-FTA	Off	Def	Tot								
13	SCOTT, Tre	f	2-5	1-3	3-4	2	4	6	2	8	2	2	2	0	0	29
33	BROOKS, Nysier	c	3-6	0-0	1-2	4	2	6	5	7	0	1	2	0	0	24
03	JENIFER, Justin	g	2-8	1-4	0-0	0	2	2	2	5	5	1	0	1	0	27
15	BROOME, Cane		1-10	1-4	2-2	2	0	2	1	5	2	0	0	0	0	28
34	CUMBERLAND, Jarron	g	7-17	3-7	5-7	0	2	2	2	22	2	4	0	1	1	23
00	JOHNSON, Logan		0-2	0-1	2-2	0	0	0	2	2	0	0	2	0	0	10
02	WILLIAMS, Keith		1-6	0-2	2-2	1	2	3	1	4	0	1	1	1	1	13
05	MOORE, Trevor		1-5	0-3	0-0	0	2	2	1	2	0	0	0	0	1	18
10	FREDERICKS, Rashawn		0-2	0-2	1-2	1	1	2	1	1	0	0	0	0	0	14
22	NSOSEME, Eliel		0-1	0-0	0-0	2	4	6	2	0	1	1	0	0	0	14
Team						7	1	8								
Totals			17-62	6-26	16-21	19	20	39	19	56	12	10	7	4	2	200

FG % 1st Half: 4-29 13.8% 2nd half: 13-33 39.4% Game: 17-62 27.4% Deadball Rebounds 5,2
 3FG % 1st Half: 2-12 16.7% 2nd half: 4-14 28.6% Game: 6-26 23.1%
 FT % 1st Half: 8-10 80.0% 2nd half: 8-11 72.7% Game: 16-21 76.2%

Officials: Terry Oglesby, Keith Kimble, Bill Ek
 Technical fouls: Ohio St.-Luther Muhammad; TEAM. Cincinnati-None.
 Attendance: 12012

Score by periods	1st	2nd	Total
Ohio St.	27	37	64
Cincinnati	18	38	56

Points	In Paint	Off T/O	2nd Chance	Fast Break	Bench
OSU	18	8	14	5	9
CIN	18	12	9	8	9

Last FG - OSU 2nd-00:29, CIN 2nd-01:00.
 Largest lead - OSU by 16 2nd-15:26, CIN by 3 1st-18:59.

Score tied - 0 times.
 Lead changed - 1 time.

GAME 3 • NOV. 16, 2018 MILWAUKEE AT RV/RV CINCINNATI FIFTH THIRD ARENA (CINCINNATI, OHIO)

GAME 4 • NOV. 19, 2018 WESTERN MICHIGAN AT CINCINNATI FIFTH THIRD ARENA (CINCINNATI, OHIO)



2018-19 Cincinnati Basketball
Cincinnati Combined Team Statistics (as of Nov 07, 2018)
All games



RECORD:	OVERALL	HOME	AWAY	NEUTRAL
ALL GAMES	0-1	0-1	0-0	0-0
CONFERENCE	0-0	0-0	0-0	0-0
NON-CONFERENCE	0-1	0-1	0-0	0-0

#	Player	gp-gs	min	avg	Total		3-Point		F-Throw		Rebounds				pf	dq	a	to	blk	stl	pts	avg
					fg-fga	fg%	3fg-fga	3fg%	ft-fa	ft%	off	def	tot	avg								
34	CUMBERLAND, Jarron	1-1	23	23.0	7-17	.412	3-7	.429	5-7	.714	0	2	2	2.0	2	0	2	4	0	1	22	22.0
13	SCOTT, Tre	1-1	29	29.0	2-5	.400	1-3	.333	3-4	.750	2	4	6	6.0	2	0	2	2	2	0	8	8.0
33	BROOKS, Nysier	1-1	24	24.0	3-6	.500	0-0	.000	1-2	.500	4	2	6	6.0	5	1	0	1	2	0	7	7.0
15	BROOME, Cane	1-1	28	28.0	1-10	.100	1-4	.250	2-2	1.000	2	0	2	2.0	1	0	2	0	0	0	5	5.0
03	JENIFER, Justin	1-1	27	27.0	2-8	.250	1-4	.250	0-0	.000	0	2	2	2.0	2	0	5	1	0	1	5	5.0
02	WILLIAMS, Keith	1-0	13	13.0	1-6	.167	0-2	.000	2-2	1.000	1	2	3	3.0	1	0	0	1	1	1	4	4.0
05	MOORE, Trevor	1-0	18	18.0	1-5	.200	0-3	.000	0-0	.000	0	2	2	2.0	1	0	0	0	0	1	2	2.0
00	JOHNSON, Logan	1-0	10	10.0	0-2	.000	0-1	.000	2-2	1.000	0	0	0	0.0	2	0	0	0	2	0	2	2.0
10	FREDERICKS, Rasha	1-0	14	14.0	0-2	.000	0-2	.000	1-2	.500	1	1	2	2.0	1	0	0	0	0	0	1	1.0
22	NSOSEME, Eliel	1-0	14	14.0	0-1	.000	0-0	.000	0-0	.000	2	4	6	6.0	2	0	1	1	0	0	0	0.0
Team											7	1	8									
Total.....		1	200		17-62	.274	6-26	.231	16-21	.762	19	20	39	39.0	19	1	12	10	7	4	56	56.0
Opponents.....		1	199		20-47	.426	8-20	.400	16-22	.727	8	25	33	33.0	22	-	7	13	5	2	64	64.0

TEAM STATISTICS	CIN	OPP
SCORING	56	64
Points per game	56.0	64.0
Scoring margin	-8.0	-
FIELD GOALS-ATT	17-62	20-47
Field goal pct	.274	.426
3 POINT FG-ATT	6-26	8-20
3-point FG pct	.231	.400
3-pt FG made per game	6.0	8.0
FREE THROWS-ATT	16-21	16-22
Free throw pct	.762	.727
F-Throws made per game	16.0	16.0
REBOUNDS	39	33
Rebounds per game	39.0	33.0
Rebounding margin	+6.0	-
ASSISTS	12	7
Assists per game	12.0	7.0
TURNOVERS	10	13
Turnovers per game	10.0	13.0
Turnover margin	+3.0	-
Assist/turnover ratio	1.2	0.5
STEALS	4	2
Steals per game	4.0	2.0
BLOCKS	7	5
Blocks per game	7.0	5.0
ATTENDANCE	12012	0
Home games-Avg/Game	1-12012	0-0
Neutral site-Avg/Game	-	0-0

Date	Opponent	Score	Att.
11/07/18	OHIO ST.	L 56-64	12012

* = Conference game

Score by Periods	1st	2nd	Totals
Cincinnati	18	38	56
Opponents	27	37	64