

UH HOUSTON BASEBALL NOTES

16 CONFERENCE TITLES • 22 NCAA REGIONALS • 4 NCAA SUPER REGIONALS • 2 COLLEGE WORLD SERIES

SCHEDULE & RESULTS

FEBRUARY (4-3)

18	^ vs. Cal	L, 4-2 (10 inn.)
19	^ vs. San Diego State	L, 4-3
20	^ vs. #8 TCU	L, 0-10 (8 inn.)
22	at McNeese	W, 3-2
25	TEXAS SOUTHERN	W, 11-4
27	UTRGV (Game 1)	W, 16-10
27	UTRGV (Game 2)	W, 3-1

MARCH (13-5)

1	LAMAR	W, 6-5
4	INCARNATE WORD	W, 5-2
5	INCARNATE WORD	L, 13-8
6	INCARNATE WORD	W, 10-4
8	% at Rice	W, 10-7
9	SOUTHERN	W, 7-4
11	at Louisiana	L, 9-5
12	at Louisiana	W, 8-4
13	at Louisiana	L, 10-1
15	at Texas A&M	W, 8-2
18	COLUMBIA	L, 9-5
19	COLUMBIA	W, 10-4
20	COLUMBIA	W, 12-3
22	\$ at Sam Houston	W, 9-1
25	WESTERN CAROLINA	W, 13-3
26	WESTERN CAROLINA	L, 6-3
27	WESTERN CAROLINA	W, 6-1
29	PRAIRIE VIEW	W, 13-1

APRIL (3-1)

1	* WICHITA STATE	L, 4-0
2	* WICHITA STATE	W, 5-3
3	* WICHITA STATE	W, 4-3
5	\$ SAM HOUSTON	W, 8-6
8	* at Cincinnati	4 p.m.
9	* at Cincinnati	3 p.m.
10	* at Cincinnati	11 a.m.
12	UTRGV	6:30 p.m.
14	* TULANE	6:30 p.m.
15	* TULANE	6:30 p.m.
16	* TULANE	1 p.m.
19	HOUSTON BAPTIST	6:30 p.m.
22	* MEMPHIS	6:30 p.m.
23	* MEMPHIS	6:30 p.m.
24	* MEMPHIS	1 p.m.
26	at Lamar	6 p.m.
29	* at USF	5:30 p.m.
30	* at USF	1 p.m.

MAY (0-0)

1	* at USF	Noon
4	% RICE	6:30 p.m.
6	at Wichita State	6 p.m.
7	at Wichita State	2 p.m.
8	at Wichita State	2 p.m.
10	\$ vs. Sam Houston (Sugar Land)	6:30 p.m.
13	* UCF	6:30 p.m.
14	* UCF	6:30 p.m.
15	* UCF	Noon
17	% RICE	6:30 p.m.
19	at ECU	5:30 p.m.
20	at ECU	5:30 p.m.
21	at ECU	Noon
24-29	! American Championship	TBA

^ MLB4 Tournament (Scottsdale, Ariz.)

% Silver Glove Series

\$ Don Sanders Cup

* American Athletic Conference game

! American Athletic Conference Championship (Clearwater, Fla.)

GAMES 30-32 • HOUSTON at CINCINNATI • APRIL 8-10, 2022



HOUSTON COUGARS

RECORD	20-9, 2-1 American
RANKING	NR
HEAD COACH	Todd Whitting (Houston '95)
CAREER RECORD	365-272-1 (12th season)
RECORD at HOUSTON	Same



CINCINNATI BEARCATS

RECORD	11-16, 1-2 American
RANKING	NR
HEAD COACH	Scott Googins (Ohio Wesleyan '91)
CAREER RECORD	447-466 (17th season)
RECORD at CINCINNATI	106-109 (5th season)

PROBABLE STARTERS (STATISTICS)

FRIDAY — RHP Jaycob Deese (1-2, 2.90 ERA) vs. LHP Conner Linn (2-0, 2.20 ERA)
SATURDAY — RHP Nathan Medrano (4-1, 3.70 ERA) vs. RHP Beau Keathley (2-1, 5.74 ERA)
SUNDAY — RHP Derrick Cherry (2-1, 3.86 ERA) vs. TBD

HOUSTON NOTES

ON THE ROAD: Houston has spent limited time on the road during 2022. Entering the weekend, the Cougars have played just six true road games and one true road weekend series.

- » Following three games at Cincinnati, Houston will begin another eight-game homestand. From March 18-April 24, Houston plays 19 of 23 games at home.

WINNING WEEKEND: Houston opened American Athletic Conference play last weekend, taking 2 of 3 from Wichita State.

- » In Sunday's rubber match, **Ian McMillan** provided a walk-off, RBI-double in the ninth inning for a 4-3 win.
- » Houston pitching limited the Shockers to a .196 average (20-for-102) in three games including a .158 mark (6-for-38) with runners aboard.

MIDWEEK MAGIC: Houston is a perfect 8-0 during the midweek, outscoring opponents, 64-28, including an 8-6 victory against Sam Houston on Tuesday to secure the Sanders Cup trophy, awarded to the program that wins the series since 2017.

NEW ME: A closer look at Houston in 2021 (full season) vs. 2022.

Category	2021	2022
Victories	19	20
Home victories	11	15
Batting average	.239	.282
Runs/game	4.32	6.68
BB allowed/game	4.24	3.17
Fielding %	.969	.979

IN SUMMARY: What's trending? Houston is ...

- » 13-0 when leading after six innings.
- » 15-1 when scoring 6+ runs
- » 5-8 when scoring 5-or-fewer runs
- » 11-3 when playing error-free baseball
- » Outscoring opponents 123-74 in the fifth inning or later

BENCH PRODUCTION: Houston is hitting .282 as a team but has received steady production from its non-starters.

- » Cougar reserves are hitting .304 (14-for-46) and have posted a .418 on-base percentage in 29 games.
- » Freshman **Cameron Nickens** has led the way at 5-for-8 with four RBIs, three runs and two extra-base hits.

COOGS AND CATS: Houston and Cincinnati are meeting for the 56th time Friday with the Cougars holding a 40-15 all-time advantage since the series began in 1958.

- » This weekend marks Houston's first visit to Cincinnati since March 30-31, 2018. UH is looking for its first series win at Cincinnati since May 13-15, 2016 (2 of 3).
- » The Cougars dropped 3 of 4 to the Bearcats a season ago at Schroeder Park. Houston was outscored 29-11, batting .246 alongside a 6.00 ERA.

COMEBACK COUGARS: The Cougars have overcome a deficit in 13 of their 20 victories. Houston is 9-6 when opponents score first. The Cougars have logged five multi-run comebacks:

Date	Opponent	Deficit (inning)	Final
March 9	Southern	4-2 (7th)	W, 7-4
March 6	Incarnate Word	2-0 (1st)	W, 10-4
March 1	Lamar	3-0 (1st)	W, 6-5
Feb. 27	UTRGV	4-0 (2nd); 9-4 (6th)	W, 16-10
April 3	Wichita State	3-1 (8th)	W, 4-3

ROAD TO THE SHOW: With the Major League season underway this week, 21 Cougars are active in the professional ranks including three at the highest level:

Player	Team	Years at Houston
Aaron Fletcher	Pirates	2015-18
John King	Rangers	2016-17
Jake Lemoine	Athletics	2013-15

NATION'S BEST: A closer look at individual standouts nationally.

Category	Player	Rank	Value
Hits by a catcher	Anthony Tulimero	6th	42
Saves	Ben Sears	13th	5
Doubles	Brandon Uhse	15th	13

2022 SCHEDULE: The Cougars ...

- » Host 32 games at Schroeder Park.
- » Play 37 games inside the state of Texas.
- » Play games against 12 different conferences, twice as many as a season ago (six).
- » Play games in seven different states.

HOUSTON NOTES

MARCH MADNESS: Houston finished 13-5 in the month of March, led by a 9-3 mark at home. The Cougars batted .304 as a team and swiped 31 bases in 44 attempts.

- » The 13 wins were the most for Houston in March since winning as many games during March 2017.
- » **Anthony Tulimero** led the Cougars with a .429 average (30-for-70) alongside 12 RBIs in 18 games.

FRESH FACES: Houston welcomed three new coaches to the staff this offseason including pitching coach **Kyle Bunn**, hitting coach **Ross Kivett** and volunteer assistant **Tyler Bielamowicz**.

- » Bunn brings 17 years of coaching experience. His 2021 Middle Tennessee staff led the nation in fewest walks per nine innings (2.42) and were 10th in WHIP (1.22).
- » Kivett was a volunteer assistant for four seasons at Tennessee including the 2021 College World Series run.
- » Bielamowicz was a five-year letterwinner at Houston and second-team all-AAC honoree in 2021.

TODD'S 12TH: The 2022 season is the 12th for **Todd Whitting** as head coach of his alma mater (Houston '95).

- » During his career, Whitting has been part of programs that have won 21 conference titles and competed in 17 NCAA Regionals, six NCAA Super Regionals and one College World Series (2010 - TCU).
- » Whitting has tutored 90-plus student-athletes selected in the MLB Draft including 24 Major Leaguers.

FEBRUARY REWIND: With a 4-3 mark in February, Houston moved to 64-30 in 94 February contests under head coach **Todd Whitting** (2011-present). Houston has posted a winning record in February during 10 of the last 12 seasons including 2022.

WHAT'S BACK IN '22: A closer look at the production Houston returns from the 2021 season.

Hitting	Returning/Total	% Returning
Runs	83/229	36.2%
Hits	180/415	43.4%
RBIs	94/206	45.6%
Home Runs	20/50	40%
Stolen Bases	18/53	34%

Pitching	Returning/Total	% Returning
Wins	7/19	36.8%
Appearances	89/198	44.9%
Starts	24/53	45.3%
Innings	228.2/455	50.2%
Strikeouts	183/395	46.3%
Saves	6/8	75%

PACE SETTER: Houston has been a force since joining the American Athletic Conference (2014-present). Here's a closer look where the Cougars ranked entering the 2022 season.

Category	Total	AAC Rank
AAC regular season titles	3	1st
AAC Tournament wins	16	1st
Overall wins	264	2nd
AAC wins	91	2nd
NCAA regionals	4	T-2nd
NCAA Tournament wins	9	2nd

THOR'S HAMMER: Houston's home run tradition, Thor's hammer was introduced by former standout first baseman **Joe Davis** around the start of conference play in 2017. Made by his brother, John, a sheet-metal worker using scrap parts at work, the hammer is exchanged between the players, residing with team's most recent home run hitter.

AMERICAN STANDARD: A look at Houston student-athletes leading or among the best in The American statistically.

Category	Player	Rank	Value
Hits	Anthony Tulimero	1st	42
Innings pitched	Nathan Medrano	1st	41.1
Victories	Ben Sears	1st	5
Caught stealing	Anthony Tulimero	1st	14
Runs	Brandon Uhse	2nd	30
Doubles	Brandon Uhse	2nd	14
Runs	Zach Arnold	3rd	28
Stolen bases	Malachi Lott	3rd	9
Innings pitched	Deese	1st	40.1
RBIs	Brandon Uhse	4th	29
Strikeouts	Nathan Medrano	4th	45
Average	Anthony Tulimero	5th	.365

PRESEASON PRAISE: Several Houston student-athletes were recognized as part of American Athletic Conference previews courtesy of Baseball America, D1Baseball and Perfect Game.

Outlet	Player	Recognition
BA	Ian McMillan	AAC's Best Defensive Infielder
BA	Jaycob Deese	AAC's Best Fastball
BA	Zach Arnold	AAC's No. 5 Overall Newcomer
D1	Brandon Burckel	AAC's No. 13 Impact Freshman
D1	Cameron Nickens	AAC's No. 15 Impact Freshman
PG	Ryan Hernandez	AAC Preseason All-Conference

OH CAPTAIN, MY CAPTAIN: Houston introduced "boat crew captains" to the program in the fall, as eight players were elected by their teammates in an effort to create a player-led team.

- » Captains include: **Zach Arnold, Derrick Cherry, Ryan Hernandez, Ian McMillan, Rey Mendoza, Maddux Miller, Dylan Post and Ben Sears.**

ROSTER MANAGEMENT: A closer look at how Houston's 2022 roster shakes out (full breakdown on pages 22-23):

- » 13 different states represented
- » 23 players from Texas
- » 17 players with JUCO experience
- » 12 players with additional Division I experience

WEEKLY POLLS

DATE	BA	USA	D1	CB	NCBWA	PG
Preseason	NR	NR	NR	NR	NR	NR
Feb. 21	NR	NA	NR	NR	NR	NR
Feb. 28	NR	NA	NR	NR	NR	NR
March 7	NR	NA	NR	NR	NR	NR
March 14	NR	NA	NR	NR	NR	NR
March 21	NR	NR	NR	NR	NR	NR
March 28	NR	NR	NR	NR	NR	NR
April 4	NR	NR	NR	NR	NR	NR

RPI

Feb. 28	82
March 7	99
March 14	103
March 21	109
March 28	94
April 4	109

2022 AMERICAN STANDINGS

	CONF.	PCT.	GB	OVERALL	PCT.
Tulane	3-0	1.000	-	20-9-1	0.667
UCF	3-0	1.000	-	18-11	0.621
Houston	2-1	0.667	1	20-9	0.690
East Carolina	2-1	0.667	1	16-14	0.533
Wichita State	1-2	0.333	2	12-16	0.429
Cincinnati	1-2	0.333	2	11-16	0.407
South Florida	0-3	0.000	3	18-11	0.621
Memphis	0-3	0.000	3	12-13	0.480

QUICK FACTS

UNIVERSITY & ATHLETICS

Location	Houston, Texas
Founded	1927
Enrollment	46,355
Nickname	Cougars
Colors	Scarlet & White
Conference	American Athletic Conference
Chancellor	Dr. Renu Khator
VP for Intercollegiate Athletics	Chris Pezman
Ticket Office Phone	713-GO-COOGS

STADIUM INFORMATION

Stadium Name	Darryl & Lori Schroeder Park
Field Name	Don Sanders Field
Capacity	3,500
Largest Crowd	4,519 vs. Rice (5/27/00)
Dimensions	330-375-390-375-330
Surface	FieldTurf

COACHING STAFF

Head Coach	Todd Whitting (Houston, '95)
Record at Houston	365-272-1 (12th season)
Overall Record	Same
Pitching Coach	Kyle Bunn
Hitting Coach	Ross Kivett
Director of Baseball Operations	Traci Cauley
Director of Player Development	Mason Lucas

TEAM INFORMATION

2021 Overall Record	19-34
The American Record (Finish)	7-21 (7th)
The American Championship	0-2
Postseason	N/A
Letterwinners Returning/Lost	14/23
Position Starters Returning/Lost	3/6
Pitchers Returning/Lost	7/11
Newcomers	24

HISTORY

First Season of Record	1947
Seasons	75
All-Time Record	1,932-1,456-16
Regular Season Conference Titles (Last)	10 (2018)
Conference Tournament Titles (Last)	6 (2017)
NCAA Regional Appearances (Last)	22 (2018)
NCAA Super Regional Appearances (Last)	4 (2014)
NCAA College World Series Appearances (Last)	2 (1967)

HOUSTON COMMUNICATIONS

Communications Director	Andrew Pate
Cell	713-387-9119
Email	arpate@central.uh.edu

ONLINE

Athletics	UHCougars.com
Recruiting	uhcougarbb.exposure.co
Twitter/Instagram/Facebook	UHCougarBB



HEAD COACH TODD WHITTING

PERSONAL

Born	June 13, 1972
Hometown	Dalhart, Texas
College	University of Houston, '95
	Bachelor's in Kinesiology

EDUCATION & PLAYING DAYS

Houston	1991-92, 1994-95
Navarro Junior College	1993

FAMILY

Wife	Tara
Sons	Matthew, JR, Tallon
Daughters	Mackenzie, Madelyn

COACHING RESUME

Head Coach (Houston)	2011-Present
Associate Head Coach (TCU)	2005-10
Assistant Coach (TCU)	2004-05
Assistant Coach (Houston)	1996-2003

YEAR-BY-YEAR

Year	Record	Conference	Postseason
2022	20-9	2-1	TBD
2021	19-34	7-21 (The American)	--
2020	6-9	0-0 (The American)	--
2019	32-24	12-12 (The American)	--
2018	38-25	16-8 (The American)	Regional
2017	42-21	15-9 (The American)	Regional
2016	36-23	11-12 (The American)	--
2015	43-20	16-8 (The American)	Regional
2014	48-18	14-9 (The American)	Super Regional
2013	36-22	13-11 (C-USA)	--
2012	18-35-1	5-18-1 (C-USA)	--
2011	27-32	12-12 (C-USA)	--
12 yrs	365-272-1	123-121-1	

CONFERENCE CHAMPIONSHIPS WON (21)

2018	American Athletic Conference Champions
2017	American Athletic Tournament Champions
2017	American Athletic Conference Champions
2015	American Athletic Conference Champions
2014	American Athletic Tournament Champions
2010	Mountain West Champions
2010	Mountain West Tournament Champions
2009	Mountain West Champions
2008	Mountain West Champions
2008	Mountain West Tournament Champions
2007	Mountain West Champions
2007	Mountain West Tournament Champions
2006	Mountain West Champions
2006	Mountain West Tournament Champions
2005	Conference USA Tournament Champions
2004	Conference USA Tournament Champions
2002	Conference USA Champions
2000	Conference USA Champions
2000	Conference USA Tournament Champions
1999	Conference USA Champions
1997	Conference USA Tournament Champions

NCAA POSTSEASON EXPERIENCE

17 REGIONALS, 6 SUPER REGIONALS, 1 COLLEGE WORLD SERIES

2018	Chapel Hill Regional
2017	Houston Regional
2015	Houston Regional
2014	Austin Super Regional
2014	Baton Rouge Regional Champions
2010	NCAA College World Series
2010	NCAA Austin Super Regional Champions
2010	Fort Worth Regional Champions
2009	NCAA Austin Super Regional
2009	NCAA Fort Worth Regional Champions
2008	NCAA Stillwater Regional
2007	NCAA Houston Regional
2006	NCAA Norman Regional
2005	NCAA Waco Regional
2004	NCAA Austin Regional
2003	NCAA Houston Super Regional
2003	NCAA College Station Regional Champions
2002	NCAA Austin Super Regional
2002	NCAA Mesa Regional Champions
2001	NCAA Houston Regional
2000	NCAA Houston Super Regional
2000	NCAA Houston Regional Champions
1999	NCAA Houston Regional
1997	NCAA South I Regional

HEAD COACHING ACCOMPLISHMENTS

Regular-Season Championships	3
Conference Tournament Championships	2
All-Americans:	4
Freshman All-Americans:	7
All-Region:	14
All-Conference:	41
Conference Player of the Year	1
Conference Pitcher of the Year	2
Conference Freshman of the Year:	4
Conference Newcomer of the Year	1
Conference Newcomer Pitcher of the Year	1
Academic Honor Roll:	172
USA Baseball National Team Members:	1

COACHING HONORS


2018	American Athletic Coach of the Year
2017	ABCA Regional Coach of the Year
2015	ABCA Regional Coach of the Year
2014	Houston Press Coach of the Year

2022 GAME NOTES // HOUSTON

WHITTING vs. OPPONENTS

Alabama	4-2
Alabama State	3-0
Arizona	3-3
Arkansas	1-1
Army	3-0
Baylor	9-5
Bryant	1-0
Buffalo	3-0
Cal	0-2
Cal State Fullerton	3-2
Cincinnati	15-9
College of Charleston	3-0
Columbia	6-3
Dallas Baptist	2-1
Delaware	3-0
ECU	18-12-1
FIU	1-0
George Washington	3-0
Grand Canyon	3-0
Harvard	1-0
Hawaii	1-0
Holy Cross	2-1
Houston Baptist	2-3
Illinois	1-0
Incarinate Word	4-1
Iowa	1-1
Kent State	2-1
Kentucky	1-1
Louisiana	4-5
Lamar	6-5
Louisville	1-3
LSU	2-2
Marshall	5-4
McNeese	12-5
Memphis	20-14
Michigan	3-0
Minnesota	3-0
Mississippi State	0-1
Missouri	0-1
New Mexico	4-0
New Orleans	2-0
Nicholls State	4-0
North Carolina	0-2
Northeastern	2-1
Northwestern State	2-1
Oklahoma	0-3
Oklahoma State	2-1
Ole Miss	1-5
Penn State	2-0
Pepperdine	0-1
Purdue	2-0
Prairie View A&M	5-0
Rice	15-20
Rutgers	2-1
Sam Houston	13-10
San Diego	2-1
San Diego State	0-1
Seton Hall	1-2
Stephen F. Austin	2-0
Southeastern Louisiana	2-1
Southern	1-0
Southern Miss	6-6
Stanford	1-0
TCU	1-6
Temple	2-1
Tennessee	1-1
Texas	3-7
Texas A&M	5-6
Texas A&M-Corpus Christi	7-3
Texas Southern	11-0
Texas State	7-11
Texas Tech	1-6
Towson	3-0
Tulane	23-20
UAB	3-6
UCF	12-21
UC Irvine	3-0
UCLA	1-0
UConn	13-10
UNLV	3-0
USC	1-0
USF	13-10
UTA	5-2
UTRGV	3-1
UTSA	2-3
Vanderbilt	0-1
Villanova	3-0
Wake Forest	2-0
Western Carolina	2-1
Wichita State	9-9
Youngstown State	1-2

DON SANDERS FIELD AT DARRYL & LORI SCHROEDER PARK



STADIUM FACTS

Seating Capacity	3,500
Foul Lines	330
Power Alleys	375
Center Field	390
Outfield Wall Height	8ft
Batter's Eye Height	30ft
Playing Surface	FieldTurf
Video Board	27.5ft x 55ft
Video Board Display	1,500ft ²
Darryl & Lori Schroeder Park Dedication	Feb. 13, 2016
Don Sanders Field Dedication	Feb. 9, 2019

TOP-10 SINGLE-GAME CROWDS

Attend.	Opponent (Result)	Postseason	Date
4,519	Rice (W, 5-2)	R	5/2/2000
4,481	Texas (L, 7-8)	--	2/29/2000
4,398	San Jose State (L, 3-5)	SR	6/2/2000
4,335	Princeton (W, 7-6)	R	5/26/2000
4,309	San Jose State (W, 5-2 (14))	SR	6/3/2000
4,305	Baylor (L, 1-2)	--	3/18/1995
4,098	LSU (L, 4-8)	--	2/23/2002
3,792	Louisiana-Lafayette (L, 1-2)	R	5/31/2015
3,788	LSU (W, 12-11)	--	2/24/2002
3,718	Rice (W, 9-5)	R	5/28/2000

YEAR-BY-YEAR RECORD

Year	W	L	Pct.	Total Attend.	Avg. Attend.
2022	15	4	.789	--	--
2021	11	13	.458	--	--
2020	2	5	.400	6,925	1,154
2019	19	10	.655	41,282	1,423
2018	22	6	.786	40,256	1,548
2017	23	9	.719	58,840	1,838
2016	23	9	.719	35,835	1,194
2015	26	8	.765	58,648	1,832
2014	25	8	.758	44,409	1,345
2013	23	9	.719	34,959	1,092
2012	11	14	.444	24,284	1,011
2011	13	14	.481	30,696	1,136
2010	12	17	.413	34,479	1,231
2009	12	16	.428	30,134	1,116
2008	24	6	.800	33,338	1,112
2007	11	14	.440	27,899	1,116
2006	22	4	.846	30,407	1,170
2005	16	14	.533	40,971	1,366
2004	18	12	.600	43,001	1,433
2003	17	9	.654	23,252	895
2002	21	5	.808	35,631	1,370
2001	15	11	.577	19,715	758
2000	23	12	.657	49,690	1,420
1999	24	11	.686	34,143	976
1998	23	10	.697	25,927	786
1997	21	8	.724	13,920	480
1996	21	12	.636	17,687	536
1995	15	14	.517	18,031	622
Totals	508	284	.641	855,844	1,142

EVENTS HOSTED

2017	NCAA Regional
2015	NCAA Regional
2010	C-USA Tournament
2004	C-USA Tournament
2000	NCAA Super Regional
2000	NCAA Regional
1999	NCAA Regional

TOP-10 THREE-GAME SERIES CROWDS

Attend.	Opponent	Postseason	Date
12,137	San Jose State	SR	6/2-4/2000
11,221	LSU	--	2/22-24/2002
7,892	LSU	--	2/25-27/2005
7,540	Louisville	--	4/11-13/2014
6,335	Alabama	--	2/20-22/2015
5,932	Minnesota	--	2/13-15/2015
5,410	Rice	--	4/13-15/2007
5,230	Rice	--	5/1-3/2009
5,112	ECU	--	5/8-10/2015
4,710	Arizona	--	2/22-24/2019

STUDENT-ATHLETE NOTES (BATTING)

1 • Brandon Burckel • INF • Lindale, Texas

Multi-Hit Games: 5
Current Hit Streak: 1

Multi-RBI Games: --
Current Reached Base Streak: 1

Career Highs

Hits: 2, 5x, last Wichita State (4/2/22)
Runs Scored: 2, 3x, last Sam Houston (4/5/22)
RBIs: 1, 2x last Western Carolina (3/25/22)
Stolen Bases: 2, Prairie View (3/29/22)
Walks: 1, 2x, last Wichita State (4/2/22)
Home Runs:

- » Prepped at Lindale
- » Team captain in 2020-21
- » 2021 4A All-District Hitter of the Year
- » Dad, Brad Sr., played baseball at Mississippi State and Tulane
- » Brother, Brad, played baseball at Houston (2019-21) and is currently at McNeese
- » Played with Malachi Lott as member of Houston Banditos (2017-2020)
- » Memorable athletic feat: all-district hitter of the year in 2021

2 • Luke Almendarez • INF • Round Rock, Texas

Multi-Hit Games: --
Current Hit Streak: --

Multi-RBI Games: --
Current Reached Base Streak: --

Career Highs

Hits: 3, UT Arlington (3/27/21)
Runs Scored: 2, UT Arlington (3/27/21)
RBIs: 2, Texas State (2/28/20)
Stolen Bases: 2, Texas State (3/1/20)
Walks: 2, UT Arlington (3/27/21)
Home Runs: 1, UT Arlington (3/27/21)

- » AAC's No. 12 2022 MLB Draft Prospect (Perfect Game)
- » Appeared in 22 games (19 starts) in 2021
- » 19 starts came at four different positions
- » Made 15 starts at third base
- » Missed 24 games due to injury
- » Last appearance came May 1 at Tulane
- » Made six starts and appeared in eight games in 2020
- » Slashed .240/.360/.296 in 2020
- » Lettered in baseball and football at Round Rock High School
- » Helped Dragons to 13-6A Championship
- » District 13-6A Defensive Player of the Year (shortstop)
- » Father, Chris, is President of Round Rock Express
- » Father, Chris, is former Houston Baseball letterwinner (1995)

3 • Skyler Trevino • INF • Whitehouse, Texas

Multi-Hit Games: 1
Current Hit Streak: --

Multi-RBI Games: --
Current Reached Base Streak: --

Career Highs

Hits: 3, 2x, last UTRGV (2/27/22)
Runs: 2, 3x, last Texas Southern (2/27/22)
RBIs: 2, at Memphis (5/16/21)
Stolen Bases: 1, 2x, last Incarnate Word (3/5/22)
Walks: 2, at Memphis (5/15/21)
Home Runs:

- » Appeared in 15 games in 2021
- » Appeared in nine of last 10 games
- » Made six starts
- » Hit .227 (5-for-22)
- » Drew five walks
- » Scored three runs
- » Two RBIs
- » Three-year team captain at Whitehouse High School
- » Batted .495 with four homers as junior
- » Three-year football letterwinner
- » Wide receiver and defensive back

4 • Brandon Uhse • OF • Mansfield, Texas

Multi-Hit Games: 8
Current Hit Streak: 2

Multi-RBI Games: 9
Current Reached Base Streak: 2

Career Highs

Hits: 3, 8x last Western Carolina (3/25/22)
Runs: 4, at A&M-Corpus Christi (2/27/21)
RBIs: 5, Columbia (3/19/22)
Stolen Bases: 2, 3x, last vs. Southeastern La. (3/31/19)*
Walks: 3, vs. Southeastern La. (5/22/19)*
Home Runs: 1, 10x, last Sam Houston (4/5/22)

* With Stephen F. Austin

- » Team leader in doubles (13) and walks (23) in 2021
- » Second on team with 15 walks in AAC games
- » Appeared in 51 games (48 starts)
- » Batted leadoff in 33 games
- » Hit .232 with 24 runs and 21 RBIs
- » Registered eight-game hit streak
- » Tied for second on team in stolen bases (8)
- » Eight multi-hit games
- » Four multi-RBI performances
- » Spent 2020 season at Weatherford College
- » Led nation in stolen bases with 28 in 31 attempts
- » Led Coyotes in average (.404)
- » Hit three homers with 11 doubles and 15 RBIs
- » Prepped at Mansfield Lake Ridge
- » Texas' No. 31 outfielder (Perfect Game)
- » District's pitcher of year as senior
- » Offensive player of year in district as junior
- » Part of two state appearances with bowling program

5 • Anthony Tulimero • C • Temecula, California

Multi-Hit Games: 12
Current Hit Streak: 1

Multi-RBI Games: 3
Current Reached Base Streak: 1

Career Highs

Hits: 4, Western Carolina (3/25/22)
Runs: 3, 2x, last Texas Southern (2/25/22)
RBIs: 3, 3x, last Southern (3/9/22)
Stolen Bases: 2, Western Carolina (3/25/22)
Walks: 2, 2x, last at Lafayette (3/23/21)*
Home Runs: 1, 5x, last Prairie View (3/29/22)

*With Kansas

- » Spent 2019-21 seasons at Kansas (2019-2021)
- » In 2020, appeared in 17 games with 15 starts at catcher or designated hitter
- » Finished with team-high .314 average
- » Added 10 RBIs, two doubles, one home run and five walks
- » Prepped at Vista Murrieta
- » Batted .452 senior year
- » Set High school record for RBIs in a single season (32) in 2019
- » 2019 Max-Preps California All State Baseball Team
- » 2019 Press Enterprise Baseball Player of the Year
- » 2019 Cal Hi Sports All-State Baseball First Team
- » Dad, Donny, Fordham University Baseball

7 • Zach Arnold • INF • Temecula, California

Multi-Hit Games: 11
Current Hit Streak: 3

Multi-RBI Games: 6
Current Reached Base Streak: 3

Career Highs

Hits: 4, vs. UTSA (3/14/21)*
Runs: 3, 2x, last Sam Houston (4/5/22)
RBIs: 4, 2x, last UTRGV (2/27/22)
Stolen Bases: 2, 2x, last Sam Houston (4/5/22)
Walks: 2, 2x, last Incarnate Word (3/6/22)
Home Runs: 1, 13x, last Sam Houston (4/5/22)

*With LSU

- » AAC's No. 5 Newcomer for 2022 (Baseball America)
- » AAC's No. 11 2022 MLB Draft Prospect (Baseball America)
- » 2021 NCAA Eugene Regional All-Tournament Team
- » Played two seasons at LSU (2020-21)
- » Batted .277 (43-for-155) with 26 RBIs in 49 games during 2021
- » Seven homers and 25 runs in 2021
- » Batted .412 (7-for-17) at NCAA Eugene Regional
- » Batted .406 for high school career
- » Collected 23 career stolen bases
- » Two-time all-league shortstop (2018-19)
- » Three-year letterwinner at Great Oak
- » 2019 California All-State Infielder for medium-sized schools
- » Two-time all-league shortstop (2018-19)

8 • Santiago Garcia • C/1B • Enterprise, Alabama

Multi-Hit Games: --
Current Hit Streak: --

Multi-RBI Games: --
Current Reached Base Streak: --

Career Highs

Hits: 4, at USC Upstate (5/3/19)*
Runs: 5, vs Alabama A&M (5/9/21)*
RBIs: 4, 5x, last vs North Alabama (4/6/21)*
Stolen Bases: 1, 5x, last vs Alabama A&M (5/8/21)*
Walks: 2, 10x, last at McNeese (2/22/22)
Home Runs: 1, 22x, last vs Alcorn State (5/20/21)*

* With Alabama State

- » Spent 2017-2021 seasons at Alabama State
- » Preseason SWAC player of the year (2020, 2021)
- » First team all SWAC (2019, 2021)
- » Second team all-region (2019, 2021)
- » Prepped at Enterprise
- » Four straight playoff appearances

10 • Rey Mendoza • OF • Eagle Pass, Texas

Multi-Hit Games: --
Current Hit Streak: --

Multi-RBI Games: --
Current Reached Base Streak: --

Career Highs

Hits: 2, 2x, last at Arizona (3/8/20)
Runs Scored: 1, 2x, last at Arizona (3/8/20)
RBIs: 2, 2x, last at Arizona (3/8/20)
Stolen Bases:
Walks: 2, Texas Southern (2/25/27)
Home Runs:

- » Missed all of 2021 season with broken leg
- » Appeared in nine games, making five starts in left field in 2020
- » Slashed .250/.375/.308, finishing 6-for-24
- » One home run, five RBIs, two runs scored and two walks
- » Lettered in baseball and football at Eagle Pass High School
- » Two-time District 29-6A MVP as junior and senior
- » Texas Sports Writers Association 6A All-State First Team as senior
- » Second-Team ALL-USA TODAY Texas Baseball Team as junior
- » All-District First-Team Pitcher as sophomore
- » Second-Team outfielder as a sophomore
- » District Newcomer of the Year as a freshman

STUDENT-ATHLETE NOTES (BATTING)**11 • Nick DeNicola • OF • East Hanover, N.J.**

Multi-Hit Games: --
Current Hit Streak: 1

Multi-RBI Games: --
Current Reached Base Streak: 1

Career Highs

Hits: 2, vs. New Orleans (5/21/21)*
Runs: 3, vs. New Orleans (5/21/21)*
RBIs: 4, vs. Kansas (5/8/21)
Stolen Bases:
Walks: 1, 2x, last vs. New Orleans (5/21/21)*
Home Runs: 2, vs. Kansas (5/8/21)*

*With Oklahoma State

- » Will miss extended time after Opening Day injury (Achilles)
- » Spent 2020-21 seasons at Oklahoma State
- » Appeared in 13 games, including five starts, in 2021
- » Batted .500 (9-for-18) with six runs and six RBIs
- » Played five games, including one start, in 2020
- » Hit .100 (1-for-10) with two runs
- » Led team in on-base percentage (.583)
- » Led team in slugging (.867)
- » Prepped at Seton Hall Prep (New Jersey)
- » No. 4 catcher in New Jersey (Perfect Game)
- » No. 103 overall player in New Jersey (Perfect Game)

12 • Ian McMillan • INF • Scottsdale, Ariz.

Multi-Hit Games: 7
Current Hit Streak: 3

Multi-RBI Games: 5
Current Reached Base Streak: 3

Career Highs

Hits: 3, 4x, last Prairie View (3/29/22)
Runs Scored: 3, UTRGV (2/27/22)
RBIs: 5, A&M-Corpus Christi (2/23/21)
Stolen Bases: 1, 8x, last at Sam Houston (3/22/22)
Walks: 2, 2x, last Texas Southern (2/20/21)
Home Runs: 1, 5x, last Wichita State (4/2/22)

- » AAC's Best Defensive Infielder - 2022 (Baseball America)
- » 52 starts led all Cougars in 2021
- » Batted .235 with 23 RBIs
- » Struck three homers including a grand slam
- » Drove in 23 runs
- » Registered eight-game hit streak
- » Streak tied for longest on team
- » Third on team with five multi-RBI games
- » Ten multi-hit performances
- » Turned 23 double plays
- » 14 RBIs in home games ranked second on team
- » Batted .303 (10-for-33) against lefties
- » Three varsity letters in baseball at Chaparral High School
- » Played in 2017 Arizona Senior All-Star Game
- » Mother played on LPGA Tour (1986-2000)
- » Father played golf at Wisconsin

14 • Alex Lopez • UTL • Houston, Texas

Multi-Hit Games: 6
Current Hit Streak: 1

Multi-RBI Games: 4
Current Reached Base Streak: 1

Career Highs

Hits: 3, 2x, last at Texas A&M (3/15/22)
Runs Scored: 2, 4x, last at Sam Houston (3/22/22)
RBIs: 3, Columbia (3/19/22)
Stolen Bases: 1, Sam Houston (4/5/22)
Walks: 2, 2x, last Sam Houston (4/5/22)
Home Runs: 1, 3x, last at Sam Houston (3/22/22)

- » Spent 2019-21 seasons at McLennan Community College
- » 2021 2nd team all conference
- » Helped team to JUCO D1 national title
- » Prepped at Lamar High School
- » 2019 District Champions
- » 2019 6A Playoffs, advanced to 4th round
- » Batted .432 with 5 HR
- » 45 RBIs

18 • Cameron Nickens • OF • Magnolia, Texas

Multi-Hit Games: 3
Current Hit Streak: 1

Multi-RBI Games: 3
Current Reached Base Streak: 1

Career Highs

Hits: 3, Incarnate Word (3/6/22)
Runs: 3, 2x, last at Rice (3/8/22)
RBIs: 4, Incarnate Word (3/6/22)
Stolen Bases: 1, Western Carolina (3/25/22)
Walks: 2, 2x, last at Sam Houston (3/22/22)
Home Runs: 2, Incarnate Word (3/6/22)

- » AAC's No. 18 2023 MLB Draft Prospect (D1Baseball)
- » AAC's No. 15 Impact Freshman (D1Baseball)
- » Prepped at Magnolia
- » District MVP
- » Batted .404 with three homers senior year
- » Interested in playing in the MLB or becoming a coach

19 • Tab Tracy • OF • Houston, Texas

Multi-Hit Games: --
Current Hit Streak: --

Multi-RBI Games: --
Current Reached Base Streak: --

Career Highs

Hits:
Runs: 1, Texas Southern (2/25/22)
RBIs:
Stolen Bases:
Walks:
Home Runs:

- » Prepped at Stratford
- » First Team All-District (2019-2021)
- » One-year captain
- » 6A First team All-District (2018-2021)
- » Batted .455
- » Dad, Mike, played football at the University of Houston Football
- » Grandpa, Mike Tracy Sr., played football at the University of Houston
- » Brother, Zach, played golf at the University of Houston (2015-2019)
- » Sunbelt Team Texas 2018

27 • Kade Brewer • C • Frisco, Texas

Multi-Hit Games: --
Current Hit Streak: --

Multi-RBI Games: --
Current Reached Base Streak: --

Career Highs

Hits:
Runs:
RBI:
Stolen Bases:
Walks:
Home Runs:

- » Spent 2019-21 seasons at Hill College
- » In three seasons, batted .283 in 80 games
- » Hit .333 (26-for-78) during 23-game 2020 season
- » Threw out nine runners in 2021 (23 total attempts)
- » Prepped at Whitesboro
- » Three-time first-team all-district catcher
- » Three-time all-district defensive MVP
- » Three-time first-team All-Texomaland (2016-18)
- » Career .397 average
- » Batted .438 and slugged .578 as a senior
- » Leadership and athletic mentor in athletics for local youth
- » Brother, Keaton, pitched for UNO (2014-16) and Abilene Christian (2016-17)
- » Played summer ball for Clearwater Outlaws in Kansas Collegiate League
- » Finished in league's top 10 for average and posted top average for catcher in division
- » Also played two years for Liberal BJ's at NBC World Series (2019-20)

29 • Samuel Tormos • UTL • Van Alstyne, Texas

Multi-Hit Games: --
Current Hit Streak: --

Multi-RBI Games: 2
Current Reached Base Streak: 4

Career Highs

Hits: 2, Cincinnati (5/8/21)
Runs: 2, Cincinnati (5/8/21)
RBI: 2, 2x, last Columbia (3/18/22)
Stolen Bases: 1, 2x, last Texas Southern (2/25/22)
Walks: 2, 2x, last vs. TCU (2/20/22)
Home Runs: 1, 2x, last Incarnate Word (3/4/22)

- » Appeared in 26 games (15 starts) including 16 in AAC play in 2021
- » Hit .152 with four RBIs
- » Scored three runs and hit one home run
- » Drew five walks
- » Hit .364 (4-for-11) with two outs
- » Prepped at Van Alstyne
- » Texas' No. 16 shortstop (Perfect Game)
- » Texas' No. 97 overall player (Perfect Game)
- » Four-year letterwinner in three sports
- » Lettered in basketball, baseball and track
- » District offensive MVP as senior (baseball)

31 • Dylan Post • C • New Lenox, Ill.

Multi-Hit Games: 1
Current Hit Streak: 1

Multi-RBI Games: --
Current Reached Base Streak: 1

Career Highs

Hits: 3, Texas Southern (2/20/21)
Runs: 1, 12x, last Prairie View (3/29/22)
RBI: 1, 8x, last Prairie View (3/29/22)
Stolen Bases:
Walks: 2, at A&M-Corpus Christi (2/27/21)
Home Runs:

- » Appeared in 35 games (22 starts) including 17 starts behind the plate in 2021
- » Made four starts at first base
- » Hit .250 with nine runs and six RBIs
- » Eight walks led all reserves
- » Batted .346 (9-for-26) in 13 home games
- » 2020 All-Texas Collegiate Baseball League (designated hitter)
- » Three starts and seven appearances in shortened 2020 season
- » Saw time at catcher and designated hitter
- » Hit .154 (2-for-13)
- » Four-year letterwinner Lincoln-Way Central High School (Illinois)
- » Helped Lincoln-Way to conference and regional championships as junior
- » Brother, Cam, is senior baseball student-athlete at Oakland

32 • Malachi Lott • OF/LHP • Portland, Texas

Multi-Hit Games: 6
Current Hit Streak: 1

Multi-RBI Games: 5
Current Reached Base Streak: 1

Career Highs

Hits: 3, Prairie View (3/29/22)
Runs Scored: 3, Western Carolina (3/25/22)
RBI: 4, Columbia (3/20/22)
Stolen Bases: 2, 2x last Wichita State (4/2/22)
Walks: 2, vs. UTRGV (2/27/22)
Home Runs: 1, Western Carolina (3/25/22)

- » Prepped at Gregory Portland
- » South Texas MVP baseball 2021
- » Three-year team captain (2019-2021)
- » 2021 All State Elite
- » Batted .385 with nine home runs
- » 108 hits
- » Broke school record with 38 wins
- » Played with Brandon Burkel, Banditos Scout (2018-2020)

STUDENT-ATHLETE NOTES (BATTING)

40 • Ryan Hernandez • INF • Boston, Mass.**Multi-Hit Games:** 9**Current Hit Streak:** 6**Multi-RBI Games:** 4**Current Reached Base Streak:** 10**Career Highs****Hits:** 4, Texas Southern (2/20/21)**Runs Scored:** 3, 4x, last UT Arlington (3/27/21)**RBIs:** 6, UT Arlington (3/27/21)**Stolen Bases:** 1, 4x, last at Louisiana (3/13/22)**Walks:** 2, 6x, last Western Carolina (3/26/22)**Home Runs:** 3, UT Arlington (3/27/21)

- » 2022 Perfect Game Preseason All-AAC Team (DH)
- » AAC's No. 34 2022 MLB Draft Prospect (D1Baseball)
- » Made 50 appearances (46 starts) in 2021
- » Batted .287
- » Team leader in hits (52)
- » Team leader with 16 multi-hit games
- » Team leader in RBIs (37)
- » Team leader with 11 multi-RBI games
- » Team leader in home runs (11)
- » Team leader in total bases (90)
- » Second in average (.287)
- » Second in OPS (.842)
- » Second in slugging (.497)
- » Third in on-base percentage (.345)
- » Batted .310 (27-for-87) with runners
- » Hit .320 (16-for-50) with RISP
- » Batted .389 (14-for-36) against lefties
- » 2020 Texas Collegiate League Player of the Year (summer ball)
- » 2020 Round Rock Classic All-Tournament Team
- » Started all 15 games as everyday first baseman in 2020
- » America East All-Rookie
- » Prepped at Dexter Southfield High School (Massachusetts)
- » Lettered in baseball, football and basketball
- » .310 career average with 43 doubles and 14 home runs
- » .435 with nine doubles and five home runs as senior
- » Team MVP as senior
- » Rawlings New England Region Top Prospect
- » Rawlings All-American
- » Perfect Game New England All-American

48 • Samuel Benjamin • OF • Katy, Texas**Multi-Hit Games:** 3**Current Hit Streak:** --**Multi-RBI Games:** 1**Current Reached Base Streak:** 1**Career Highs****Hits:** 2, 5x, last at Texas A&M (3/15/22)**Runs Scored:** 2, 2x, last Texas (3/6/21)**RBIs:** 1, 4x, last Prairie View (3/29/22)**Stolen Bases:** 1, 9x last Prairie View (3/29/22)**Walks:** 1, 6x, last Sam Houston (4/5/22)**Home Runs:** 1, at A&M-Corpus Christi (2/27/21)

- » Appeared in 35 games in 2021
- » 18 appearances off bench led team
- » Made 17 starts
- » Made nine starts in left field
- » Seven starts came at designated hitter
- » One start in right field
- » Fourth on team in stolen bases (7)
- » Batted .175 with nine runs and 15 total bases
- » Prepped at Seven Lakes
- » No. 25 outfielder in Texas (Perfect Game)
- » Two-time team captain (2019-20)
- » Two-time Perfect Game Preseason All-American (2019-20)
- » Three homers before 2020 season was cut short

15 • Taylor Parrett • RHP • Fargo, N.D.**Career Highs****Innings Pitched:** 2.0, Prairie View (3/29/22)**Pitches:** 23, Prairie View (3/29/22)**Runs Allowed:****Earned Runs:****Strikeouts:** 4, Prairie View (3/29/22)**Hits Allowed:** 2, Prairie View (3/29/22)**Walks Allowed:**

- » Spent 2020-21 season at Neosho County (Kan.)
- » Went 4-3 with 5.13 ERA in 54.1 innings in 2021
- » Posted 2.12 ERA in 17.0 innings
- » Posted 20-5 strikeout-to-walk ratio
- » Fanned 11 batters at Labette (Kan.) in 7.0 innings
- » Prepped at Davies (N.D.)
- » Named all-state in 2016 and 2018
- » Team captain in 2018
- » 2.08 ERA with 42 strikeouts in 40.1 innings during 2017
- » 1.18 ERA with 44 strikeouts in 35.2 innings during 2018
- » Played for Fargo Post 2 team that reached 2019 American Legion World Series championship
- » Memorable athletic feat: winning regional tournament MVP and going to Legion World Series in 2018

17 • Jackson Dannelley • RHP • Colmesneil, Texas**Career Highs****Innings Pitched:** 2.0, Columbia (3/18/22)**Pitches:** 24, Columbia (3/18/22)**Runs Allowed:** 3, 2x, last Columbia (3/18/22)**Earned Runs:** 3, Columbia (3/18/22)**Strikeouts:** 2, Columbia (3/18/22)**Hits Allowed:** 2, 2x, last Sam Houston (4/5/22)**Walks Allowed:** 2, at Louisiana (3/11/22)

- » Spent two seasons at Panola (2020-21)
- » 2021 team captain
- » Tossed 16.1 innings in 2021
- » Struck out 18 batters
- » Tossed 13.0 innings in 2020
- » 16 career appearances
- » Prepped at Colmesneil
- » 2019 Class 3A District MVP
- » 72.0 innings pitched
- » 102 strikeouts
- » 1.43 ERA
- » Dad, Jason, played baseball at Stephen F. Austin
- » Cousin, Chris Sampson, pitched for the Houston Astros (2006-10)
- » With Astros, Sampson went 20-15 with a 4.42 ERA in 174 games (33 starts)
- » Played with Santiago Garcia (Lafayette Aviators -- Prospect League 2021)

20 • Kyle Lacalameto • LHP • Cincinnati, Ohio**Career Highs****Innings Pitched:** 6.0, Western Carolina (3/27/22)**Pitches:** 100, Western Carolina (3/27/22)**Runs Allowed:** 3, 3x, last Lamar (3/1/22)**Earned Runs:** 3, 3x, last Lamar (3/1/22)**Strikeouts:** 8, Southern (3/9/22)**Hits Allowed:** 6, Western Carolina (3/27/22)**Walks Allowed:** 2, Sam Houston (4/5/22)

- » Spent 2021 season at College of Central Florida
- » Teammates with Logan Clayton at Central Florida
- » Made 12 starts and 13 appearances
- » 3.94 ERA in 59.1 innings
- » 78 strikeouts (11.83 strikeouts per nine innings)
- » 4-0 with 2.87 ERA in conference play
- » 50-15 strikeout-to-walk ratio in conference play
- » Spent 2019-20 seasons at Dayton (Ohio)
- » 6.23 ERA in 4.1 innings in 2020
- » Seven appearances and one start in 2019
- » 12.46 ERA in 4.1 innings in 2019
- » 1.1 scoreless frames with two strikeouts at Georgia (Feb. 16, 2019)
- » Prepped at Kings (Ohio)
- » Eastern Cincinnati Conference strikeout leader as a senior
- » 6-2 with 2.76 ERA as senior in 43.0 innings
- » Posted 71-13 strikeout-to-walk ratio as senior
- » 1-2 with 3.38 ERA as junior in 20.2 innings
- » 0-2 with 1.31 ERA in 5.1 innings as sophomore

21 • Jaycob Deese • RHP • Houston, Texas**Career Highs****Innings Pitched:** 9.0, Wichita State (4/1/22)**Pitches:** 137, Wichita State (4/1/22)**Runs Allowed:** 6, 3x, last at Louisiana (3/13/22)**Earned Runs:** 6, at Wichita State (4/9/21)**Strikeouts:** 9, Texas Southern (2/25/22)**Hits Allowed:** 10, at Louisiana (3/13/22)**Walks Allowed:** 4, Wichita State (4/1/22)

- » AAC's Best Fastball - 2022 (Baseball America)
- » AAC's No. 8 2022 MLB Draft Prospect (Baseball America)
- » AAC's No. 9 2022 MLB Draft Prospect (D1Baseball)
- » Third on team with 1.54 WHIP in 2021
- » Went 2-7 with a 4.46 ERA
- » Second on team in ERA (4.46)
- » Second on team in strikeouts (52)
- » Tossed 66.2 innings
- » Second in appearances (16)
- » 1.52 WHIP (third on team)
- » Tossed 5.0-plus innings in six of seven starts
- » Allowed two-or-fewer walks in 14 of 16 outings
- » In first seven outings: 2-1, 2.55 ERA, 17.2 innings
- » Posted 3.09 ERA in six appearances (four starts) at home
- » Spent two seasons at Galveston College
- » No. 13 JuCo player in Texas (Texas Baseball Report)
- » No. 28 JuCo player nationally (Perfect Game)
- » Team-high 46 strikeouts in 2020
- » 2.09 ERA in 43.0 innings in 2020
- » Fanned 67 in 2019
- » 3.17 ERA in 59.2 innings
- » Prepped at North Shore
- » Team captain as senior
- » First-team all-district as senior
- » 4-0 with a 1.53 ERA as senior
- » .436 with six homers as senior

STUDENT-ATHLETE NOTES (PITCHING)**24 • Ben Sears • RHP • Riverside, R.I.****Career Highs****Innings Pitched:** 7.0, 2x, last Wichita State (4/3/21)**Pitches:** 107, at Tulane (5/1/21)**Runs Allowed:** 9, at Oklahoma (3/21/21)**Earned Runs:** 9, at Oklahoma (3/21/21)**Strikeouts:** 7, at McNeese (2/22/22)**Hits Allowed:** 9, Cincinnati (5/8/21)**Walks Allowed:** 5, at Memphis (5/14/21)

- » Made 15 appearances (13 starts) in 2021
- » 2-4 with a 5.35 ERA
- » Second on team in innings (67.1)
- » Second on team in opponent average (.292)
- » Second in starts (13)
- » 3.68 ERA in seven home appearances (six starts)
- » Tossed 5.0-plus innings in nine starts
- » Spent two seasons at The Community College of Rhode Island
- » 2020 team captain
- » 1-0 in two appearances in 2020
- » 2019 NJCAA Division III Third-Team All-American
- » Prepped at East Providence
- » 2018 Gatorade Player of Year
- » 2018 Providence Journal Player of Year
- » 2018 first-team all-state
- » Struck out 87 in 72.1 innings
- » Struck out 87 in 72.1 innings
- » Also lettered in basketball

26 • José Torrealba • LHP • Acarigua, Portuguesa (Venezuela)**Career Highs****Innings Pitched:** 2.1, UTRGV (2/27/22)**Pitches:** 59, UTRGV (2/27/22)**Runs Allowed:** 3, 3x, last at Rice (3/8/22)**Earned Runs:** 3, 3x, last at Rice (3/8/22)**Strikeouts:** 3, Incarnate Word (3/4/22)**Hits Allowed:** 7, UTRGV (2/27/22)**Walks Allowed:** 5, at Rice (3/8/22)

- » Spent 2019-21 seasons at Western Oklahoma State College
- » Team captain in 2021
- » Went 11-0 in 2021 alongside two no-hitters
- » Struck out 107 batters in 74.0 innings (13.01 per nine innings)
- » Posted 3.41 ERA and tossed five complete games
- » 1-2 with 3.27 ERA in shortened 2020 season
- » Five appearances and four games started
- » 13.09 strikeouts per nine innings (32 in 22.0 innings)
- » 5-3 with 4.25 ERA in 2019
- » All 18 appearances in relief
- » 11.13 strikeouts per nine innings (68 in 55.0 innings)
- » Prepped at St. Vincent De Paul School (Houston)
- » Cousin, Miguel Yajure, is pitcher for Pittsburgh Pirates

30 • Colby Casey • RHP • Pearland, Texas**Career Highs****Innings Pitched:** 2.0, 2x last Texas Southern (2/25/22)**Pitches:** 39, 2x, last Texas Southern (2/25/22)**Runs Allowed:** 4, vs. TCU (2/20/22)**Earned Runs:** 4, vs. TCU (2/20/22)**Strikeouts:** 2, 2x, last Prairie View (3/29/22)**Hits Allowed:** 3, vs. TCU (2/20/22)**Walks Allowed:** 3, Texas Southern (2/25/22)

- » Eight relief appearances in 2021
- » 0-1 with a 2.08 ERA
- » .207 opponent average
- » Fanned five in 8.2 innings
- » 1.50 WHIP (second on team)
- » Did not allow a run in seven appearances
- » Held opponents to .158 (3-for-19) with runners
- » Did not allow an extra-base hit
- » Recorded two outs on seven pitches in perfect debut
- » Prepped at Pearland
- » Texas' No. 182 right-handed pitcher (Perfect Game)
- » Three-time all-district (2017-19)
- » 75 strikeouts as a sophomore
- » Helped team to two district title (2017, 2019)
- » Unanimous first-team all-district as freshman

32 • Malachi Lott • LHP • Portland, Texas**Career Highs****Innings Pitched:** 2.0, Incarnate Word (3/5/22)**Pitches:** 23, Incarnate Word (3/5/22)**Runs Allowed:** 1, Columbia (3/20/22)**Earned Runs:** 1, Columbia (3/20/22)**Strikeouts:** 2, 2x, last Prairie View (3/29/22)**Hits Allowed:** 1, Columbia (3/20/22)**Walks Allowed:** 1, Columbia (3/20/22)

- » Prepped at Gregory Portland
- » Three-year team captain (2019-21)
- » Broke school record with 38 wins

33 • Patrick Dunn • RHP • Flower Mound, Texas**Career Highs****Innings Pitched:** 1.0, 3x, last at Sam Houston (3/22/22)**Pitches:** 34, at Texas State (3/13/21)**Runs Allowed:** 3, at Texas State (3/13/21)**Earned Runs:** 3, at Texas State (3/13/21)**Strikeouts:** 2, at Memphis (5/14/21)**Hits Allowed:** 4, at Texas State (3/13/21)**Walks Allowed:** 2, UTRGV (2/27/22)

- » Made two appearances in 2021
- » Went 0-0 with a 13.50 ERA
- » AAC's No. 4 2023 MLB Draft Prospect (Perfect Game)
- » Prepped at Flower Mound
- » No. 79 right-handed pitcher in Texas (Perfect Game)
- » 20 strikeouts in two starts in 2020
- » 1.80 ERA as a senior (2020)
- » 2.50 ERA as a junior (2019)
- » Team ranked Top 5 in Texas in 2020
- » Played for Astros scout team in Jupiter, Florida (2019)

34 • Nathan Medrano • RHP • Gilroy, California**Career Highs****Innings Pitched:** 7.1, Wichita State (4/2/22)**Pitches:** 123, Wichita State (4/2/22)**Runs Allowed:** 4, 3x, last at Louisiana (3/12/22)**Earned Runs:** 4, 3x, last at Louisiana (3/12/22)**Strikeouts:** 9, 2x, last Wichita State (4/2/22)**Hits Allowed:** 7, at Louisiana (3/12/22)**Walks Allowed:** 3, Western Carolina (3/26/22)

- » AAC's No. 17 2022 MLB Draft Prospect (Baseball America)
- » Led The American with 7.0 innings on Opening Weekend (Opening Day vs. Cal)
- » Earned the save Tuesday at McNeese
- » Spent 2021 season at Temple Junior College
- » 2021 second-team all-NJCAA conference region
- » 8-5 with 2.95 ERA in 16 starts
- » Struck out 85 in 79.1 innings
- » Spent 2019-20 seasons at St. Edwards (Austin)
- » 6-5 with 3.04 ERA across 109.1 innings in two seasons
- » In 2020, held opponents to .223 average in 34.1 innings
- » 2.88 ERA with 30 strikeouts in 2020
- » 2019 second-team all-Heartland Conference (St. Edwards)
- » Prepped at Valley Christian
- » 2017 WCAL second-team all-conference infielder
- » Batted .333 with 26 hits and a .376 on-base percentage in 2015-16
- » Memorable athletic feat: 2017 championship game — used double play and strikeout to leave bases loaded to clinch one-run victory

35 • Jason Burger • RHP • Houston, Texas**Career Highs****Innings Pitched:****Pitches:****Runs Allowed:****Earned Runs:****Strikeouts:****Hits Allowed:****Walks Allowed:**

- » Prepped at Grand Oaks
- » District 13-6A 1st All-District Pitcher
- » Montgomery County 1st team pitcher
- » High school pitcher of the year (2021)
- » Regional semi-finalists (2021)
- » Pitched 70.1 innings
- » 10-1
- » 2.29 ERA
- » 57 strikeouts
- » PG World Series Champions - Dulins Dodgers (2018-2019)
- » Unique fact: three-time state qualifier in swim
- » Lettered in swimming (2018-2021)
- » Two-time district champion (2019, 2021)

36 • Cameron Prayer • LHP • St. Louis, Mo.**Career Highs****Innings Pitched:** 4.2, at Lamar (3/3/21)**Pitches:** 73, at Texas State (3/14/21)**Runs Allowed:** 7, at Oklahoma (3/20/21)**Earned Runs:** 7, at Oklahoma (3/20/21)**Strikeouts:** 7, 2x, last at Lamar (3/3/21)**Hits Allowed:** 8, at Oklahoma (3/20/21)**Walks Allowed:** 4, 2x, last Texas (3/7/21)

- » Appeared in 15 games (4 starts) in 2021
- » Went 0-3 with 9.45 ERA
- » Fanned 24 in 26.2 innings
- » Tossed multiple innings six times
- » Struck out at least one batters in 10 appearances
- » Spent 2020 season at Jefferson College
- » Went 2-1 in seven starts
- » 25 strikeouts in 20.0 innings
- » Spent 2019 at Southern Illinois-Edwardsville
- » 12 appearances and seven starts
- » Struck out 25 in 22.1 innings
- » Prepped at Parkway North (Missouri)
- » Two-time team captain
- » Second-team all-state (2018)
- » 1.63 ERA with 11 starts as senior
- » Team-high seven complete games

37 • Josh Coleman • LHP • San Antonio, Texas**Career Highs****Innings Pitched:****Pitches:****Runs Allowed:****Earned Runs:****Strikeouts:****Hits Allowed:****Walks Allowed:**

- » Prepped at Johnson
- » Academic all-state
- » Unanimous all-district selection
- » Second-team all-state
- » 1.15 ERA with 83 strikeouts in 56 innings as senior
- » Helped team to district runner-up

STUDENT-ATHLETE NOTES (PITCHING)**38 • Dawson Smith • RHP • Teutopolis, Illinois**

Career Highs
Innings Pitched:
Pitches:
Runs Allowed:
Earned Runs:
Strikeouts:
Hits Allowed:
Walks Allowed:

- » Spent 2020-21 seasons at Kaskaskia College (Illinois)
- » 4-5 with 4.29 ERA in 14 appearances and 12 starts in 2021
- » Posted two complete games in 2021
- » 10.71 strikeouts per nine innings
- » Helped team to 2021 region title
- » 2-1 with 3.38 ERA in four starts in 2020
- » Did not allow a home run in 16.0 innings
- » 10.69 strikeouts per nine innings
- » Prepped at Teutopolis
- » 2019 2A first-team all-state
- » Brother, Devin, pitched at Kentucky Wesleyan and was Division II All-American

41 • Derrick Cherry • RHP • Baytown, Texas

Career Highs
Innings Pitched: 7.0, at Sam Houston (3/22/22)
Pitches: 121, at Sam Houston (3/22/22)
Runs Allowed: 5, USF (4/24/21)
Earned Runs: 3, 2x, last Wichita State (4/3/22)
Strikeouts: 8, at Sam Houston (3/22/22)
Hits Allowed: 6, 2x, last at Sam Houston (3/22/22)
Walks Allowed: 4, Texas (3/5/21)

- » AAC's No. 16 2022 MLB Draft Prospect (Baseball America)
- » AAC's No. 38 2022 MLB Draft Prospect (D1Baseball)
- » Making his first collegiate (pitching) start Tuesday at McNeese
- » Against McNeese: 2.0 IP, 1 H, 0 R, 2 BB, 2 K (no decision)
- » 19 pitching appearances led team in 2021
- » Went 2-3 with a 2.85 ERA
- » Team leader with five saves
- » Fanned 44 in 41.0 innings
- » Struck out multiple batters in 12 games
- » Tossed multiple innings in 14 of 19 outings
- » Held opponents to .217 (18-for-83) with runners
- » Did not allow a run in first four appearances
- » Fanned five on two occasions
- » 1.86 ERA and limited opponents to .263 average in 2020
- » Fourth in league with team-high three saves
- » At the plate, slashed .172/.241/.333 and finished 5-for-29
- » Produced 10 multi-hit games
- » Ended season on 10-game reached base streak
- » Slashed .292/.414/.417, going 35-for-120
- » Prepped at Goose Creek Memorial High School
- » Four-time First-Team All-District selection

42 • Luke Robertson • RHP • Frisco, Texas

Career Highs
Innings Pitched:
Pitches:
Runs Allowed:
Earned Runs:
Strikeouts:
Hits Allowed:
Walks Allowed:

- » Prepped at Wakeland
- » Three-year National Honor Society member
- » 2021 team captain
- » 2021 District 9 5A Utility Player of year
- » Dallas Morning News All-Area Team
- » Helped team to fifth round of playoffs in 2021
- » 10-2 with a 2.00 ERA and 79 strikeouts in 2021

43 • Bryson Walker • LHP • Jersey Village, Texas

Career Highs
Innings Pitched: 6.0, at Texas (3/23/21)*
Pitches: 90, at Texas (3/23/21)*
Runs Allowed: 7, at Texas (3/23/21)*
Earned Runs: 6, at Texas (3/23/21)*
Strikeouts: 3, 2x, last at McNeese (4/11/21)*
Hits Allowed: 7, at Texas (3/23/21)*
Walks Allowed: 4, Texas Southern (2/27/21)*

*With Incarnate Word

- » Spent 2021 season at Incarnate Word
- » Three starts and seven appearances
- » Thirteen strikeouts in 15.2 innings
- » Season-high 6.0 innings against No. 8 Texas (March 23)
- » Prepped at Jersey Village
- » 2018 and 2019 6A all-district team

44 • Kerry Wright • RHP • Orlando, Florida

Career Highs
Innings Pitched: 4.0, Southern (3/9/22)
Pitches: 73, Southern (3/9/22)
Runs Allowed: 4, Southern (3/9/22)
Earned Runs: 3, Florida State (5/17/19)*
Strikeouts: 4, 2x, last Southern (3/9/22)
Hits Allowed: 6, Southern (3/9/22)
Walks Allowed: 5, vs. TCU (2/20/22)

*With Louisville

- » Friday's start will be his second collegiately
- » Last start (last Sunday vs. No. 8 TCU): 0.2 IP, 0 H, 2 R, 5 BB, 2 K
- » Spent 2019-21 seasons at Louisville
- » Missed 2021 season due to injury
- » Made three appearances in 2020
- » No earned runs allowed in 2.0 innings
- » Ten appearances and one start in 2019
- » 10.61 ERA in 9.1 innings
- » Fanned eight batters
- » Limited opponents to .235 average
- » Prepped at Montverde Academy (Fla.)
- » Selected in 21st round of MLB Draft (Tampa Bay)
- » No. 72-ranked pitcher nationally in Class of 2018 (Perfect Game)

45 • Cody Morse • LHP • Katy, Texas

Career Highs
Innings Pitched:
Pitches:
Runs Allowed:
Earned Runs:
Strikeouts:
Hits Allowed:
Walks Allowed:

- » Prepped at Paetow
- » School's pitcher of the year in 2019

46 • Michael Ryhlick • LHP • Rancho Santa Margarita, Calif.

Career Highs
Innings Pitched:
Pitches:
Runs Allowed:
Earned Runs:
Strikeouts:
Hits Allowed:
Walks Allowed:

- » Spent 2019-2021 seasons at Orange Coast College
- » Played for John Altobelli, former UH player and then coach at Orange Coast College 2018-2020
- » Two-year team captain
- » 2021 30.2 innings pitched
- » 2020 2.43 ERA in 37 innings pitched
- » 2019 & 2021 Conference Champions
- » Prepped at Mission Viejo
- » Three-time League Champions (2015-2018)

47 • Maddux Miller • RHP • Arlington, Texas

Career Highs
Innings Pitched: 2.2, Cincinnati (5/9/21)
Pitches: 45, at Texas State (3/13/21)
Runs Allowed: 4, Incarnate Word (3/6/22)
Earned Runs: 3, at Memphis (5/14/21)
Strikeouts: 3, 2x, last Cincinnati (5/9/21)
Hits Allowed: 4, at Texas State (3/13/21)
Walks Allowed: 3, 2x, last at Tulane (4/30/21)

- » Made 14 relief appearances
- » 1-1 with a 3.86 ERA
- » Struck out 18 in 16.1 innings
- » Held opponents to .225 (9-for-40) with runners
- » Held opponents to .158 (3-for-19) with two outs
- » Did not allow a run in 10 of 14 outings
- » Fanned multiple batters seven times
- » Allowed just three earned runs in first nine outings
- » Spent 2018-20 seasons at Weatherford College
- » Made three starts and six appearances in 2020
- » 28 strikeouts in 19.2 innings
- » Fanned 58 in 52.2 innings
- » Prepped at Arlington Martin
- » 2.18 career ERA
- » Helped team to 2015 state-runner up
- » Father, Roy, played baseball at UT Arlington

49 • Logan Clayton • RHP • New Smyrna Beach, Florida

Career Highs
Innings Pitched: 7.0, 2x, last at Louisiana (3/11/22)
Pitches: 97, Columbia (3/16/19)*
Runs Allowed: 8, Rutgers (2/21/20)*
Earned Runs: 6, 3x, last Columbia (3/18/22)
Strikeouts: 6, 2x, last at Louisiana (3/11/22)
Hits Allowed: 8, Western Michigan (3/8/19)*
Walks Allowed: 5, Tennessee (3/2/19)*

*With North Florida

- » AAC's No. 5 2022 MLB Draft Prospect (Baseball America)
- » AAC's No. 7 2022 MLB Draft Prospect (D1Baseball)
- » Drew the loss on Opening Weekend (Saturday) vs. San Diego State
- » Against San Diego State: 4.1 IP, 4 H, 3 R, 2 BB, 6 K
- » Spent 2021 season at College of Central Florida
- » 2-1 with 4.86 ERA in 37.0 innings
- » Made 19 appearances and two starts
- » 51-16 strikeout-to-walk ratio
- » Spent two seasons at North Florida (2019-20)
- » Six appearances and four starts in 2020
- » 2020 Opening Day starter
- » 1-3 with 7.79 ERA in 17.1 innings
- » Prepped at New Smyrna Beach
- » Team MVP in 2016 and 2018
- » 2018 Volusia Flagler Player of Year
- » Three-time all-district first team (2016-18)
- » 4-0 with 0.82 ERA as senior
- » Helped team to two district titles (2017-18)
- » Also lettered in golf (2018)
- » Played for MLB Draft league's West Virginia Black Bears during inaugural 2021 season
- » Interested in being a player agent or sports anchor after baseball career
- » Unique fact: can surf



**2022 Houston Baseball
Overall Statistics for Houston (as of Apr 05, 2022)
(All games Sorted by Batting avg)**



Record: 20-9 Home: 15-4 Away: 5-2 Neutral: 0-3 American: 2-1

Player	avg	gp-gs	ab	r	h	2b	3b	hr	rbi	tb	slg%	bb	hp	so	gdp	ob%	sf	sh	sb-att	po	a	e	fld%
5 TULIMERO, Anthony	.365	29-29	115	19	42	8	0	1	16	53	.461	8	2	18	3	.413	1	0	7-11	222	24	3	.988
7 ARNOLD, Zach	.302	29-29	116	28	35	7	0	6	25	60	.517	11	3	24	3	.377	0	0	6-9	18	70	0	1.000
4 UHSE, Brandon	.301	28-25	103	30	31	13	0	5	29	59	.573	13	0	28	0	.376	1	0	4-4	30	0	2	.938
40 HERNANDEZ, R.	.298	29-29	104	16	31	7	0	4	19	50	.481	16	5	28	2	.409	2	0	2-4	247	13	1	.996
12 MCMILLAN, Ian	.287	29-29	101	19	29	4	2	1	18	40	.396	6	4	17	3	.345	2	1	5-7	35	97	4	.971
14 LOPEZ, Alex	.267	27-24	86	15	23	4	0	3	15	36	.419	14	5	11	0	.393	2	0	1-3	24	6	2	.938

11 DENICOLA, Nick	1.000	1-1	1	0	1	0	0	0	0	1	1.000	0	0	0	0	1.000	0	0	0-0	0	0	0	.000
32 LOTT, Malachi	.294	22-18	68	16	20	2	2	1	19	29	.426	4	2	19	0	.347	1	0	9-11	34	3	2	.949
18 NICKENS, Cameron	.288	21-14	52	15	15	2	0	3	13	26	.500	8	3	11	2	.406	1	0	1-1	1	0	0	1.000
1 BURCKEL, Brandon	.268	21-20	56	10	15	2	1	0	2	19	.339	2	5	21	0	.349	0	4	5-7	38	37	5	.938
48 BENJAMIN, Samuel	.222	25-12	45	9	10	2	1	0	4	14	.311	3	0	18	0	.271	0	1	3-5	27	0	1	.964
29 TORMOS, Samuel	.200	22-14	55	7	11	1	0	1	9	15	.273	8	0	17	2	.292	2	0	1-1	36	2	0	1.000
3 TREVINO, Skyler	.179	12-7	28	5	5	0	1	0	1	7	.250	3	2	14	0	.303	0	1	1-1	16	14	1	.968
31 POST, Dylan	.167	8-2	12	1	2	0	1	0	1	4	.333	0	0	2	0	.167	0	0	0-0	29	5	0	1.000
10 MENDOZA, Rey	.154	9-5	13	1	2	0	0	0	1	2	.154	4	1	3	0	.389	0	0	0-0	1	0	0	1.000
8 GARCIA, Santiago	.000	6-3	8	2	0	0	0	0	0	0	.000	4	0	1	0	.333	0	0	0-0	1	0	0	1.000
19 TRACY, Tab	.000	10-0	3	1	0	0	0	0	0	0	.000	0	0	2	0	.000	0	0	0-0	0	0	0	.000
Totals	.282	29	966	194	272	52	8	25	172	415	.430	104	32	234	15	.366	12	7	45-64	773	301	23	.979
Opponents	.252	29	970	139	244	53	9	28	129	399	.411	92	36	254	10	.334	16	14	24-40	739	278	40	.962

LOB - Team (189), Opp (216). DPs turned - Team (13), Opp (20). CI - Team (0), Opp (1). IBB - Team (2), TULIMERO, A. 1, HERNANDEZ 1, Opp (3). Picked off - UHSE, B. 1, ARNOLD, Z. 1, LOTT, M. 1.

(All games Sorted by Earned run avg)

Player	era	w-l	app	gs	cg	sho	sv	ip	h	r	er	bb	so	2b	3b	hr	b/avg	wp	hp	bk	sfa	sha
21 DEESE, Jaycob	2.90	1-2	7	5	1	0/0	1	40.1	34	19	13	13	39	4	0	4	.218	6	4	1	0	3
34 MEDRANO, Nathan	3.70	4-1	8	7	0	0/0	1	41.1	37	19	17	12	45	12	2	3	.237	4	8	0	2	3
41 CHERRY, Derrick	3.86	2-1	13	3	0	0/0	1	30.1	28	14	13	13	26	9	2	3	.252	7	6	0	2	4
49 CLAYTON, Logan	6.48	1-3	11	7	0	0/0	0	33.1	34	24	24	11	31	6	2	8	.270	1	6	0	2	0

15 PARRETT, Taylor	0.00	1-0	3	0	0	0/0	0	3.2	3	0	0	0	6	1	0	0	.250	0	1	0	0	0
33 DUNN, Patrick	0.00	0-0	4	0	0	0/0	0	2.2	0	0	0	3	3	0	0	0	.000	0	0	0	0	0
24 SEARS, Ben	1.29	5-0	13	0	0	0/0	5	28.0	21	4	4	1	23	3	0	1	.208	0	2	0	1	1
32 LOTT, Malachi	3.00	0-0	3	0	0	0/0	0	3.0	1	1	1	1	4	0	0	0	.100	0	0	0	0	0
20 LACALAMETO, Kyle	3.46	2-0	10	3	0	0/0	0	26.0	22	11	10	7	28	6	0	3	.220	1	3	0	0	0
36 PRAYER, Cameron	4.26	2-0	11	0	0	0/0	0	12.2	12	6	6	2	13	1	1	2	.261	1	2	0	2	0
30 CASEY, Colby	5.68	1-0	6	0	0	0/0	0	6.1	7	4	4	7	5	1	0	0	.333	2	0	0	1	0
44 WRIGHT, Kerry	7.27	0-1	5	3	0	0/0	0	8.2	13	10	7	11	12	3	1	1	.342	1	0	0	0	1
17 DANNELLEY, Jackson	7.94	0-1	7	0	0	0/0	0	5.2	7	7	5	3	5	1	1	0	.333	1	2	0	2	0
26 TORREALBA, Jose	10.50	0-0	9	1	0	0/0	1	12.0	20	14	14	7	12	5	0	1	.408	1	1	0	3	2
47 MILLER, Maddux	12.00	1-0	4	0	0	0/0	0	3.0	2	4	4	1	2	0	0	2	.182	1	1	0	0	0
43 WALKER, Bryson	27.00	0-0	1	0	0	0/0	0	0.2	3	2	2	0	0	1	0	0	.750	0	0	0	1	0
Totals	4.33	20-9	29	29	1	0/0	9	257.2	244	139	124	92	254	53	9	28	.252	26	36	1	16	14
Opponents	5.88	9-20	29	29	1	2/2	3	246.1	272	194	161	104	234	52	8	25	.282	42	32	5	12	7

PB - Team (5), TULIMERO, A. 5, Opp (2). Pickoffs - Team (3), DEESE, J. 2, CLAYTON, L. 1, Opp (3). SBA/ATT - TULIMERO, A. (23-37), LACALAMETO (5-7), TORREALBA (4-5), CLAYTON, L. (0-5), CHERRY, D. (3-5), MEDRANO, N. (4-5), DEESE, J. (4-4), PRAYER, C. (1-3), POST, D. (1-3), WRIGHT, K. (2-3), PARRETT, T. (0-1), WALKER, B. (1-1), CASEY, C. (0-1).



2022 Houston Baseball
Overall Statistics for Houston (as of Apr 05, 2022)
(All games Sorted by Fielding pct)



Player	c	po	a	e	fld%	dp	sba	csb	sba%	pb	ci
7 ARNOLD, Zach	88	18	70	0	1.000	2	0	0	---	0	0
29 TORMOS, Samuel	38	36	2	0	1.000	0	0	0	---	0	0
31 POST, Dylan	34	29	5	0	1.000	0	1	2	.333	0	0
21 DEESE, Jaycob	10	3	7	0	1.000	0	4	0	1.000	0	0
41 CHERRY, Derrick	6	3	3	0	1.000	0	3	2	.600	0	0
34 MEDRANO, Nathan	6	3	3	0	1.000	0	4	1	.800	0	0
36 PRAYER, Cameron	5	0	5	0	1.000	0	1	2	.333	0	0
24 SEARS, Ben	5	0	5	0	1.000	0	0	0	---	0	0
15 PARRETT, Taylor	3	2	1	0	1.000	0	0	1	.000	0	0
44 WRIGHT, Kerry	2	1	1	0	1.000	0	2	1	.667	0	0
30 CASEY, Colby	1	0	1	0	1.000	0	0	1	.000	0	0
26 TORREALBA, Jose	1	0	1	0	1.000	0	4	1	.800	0	0
20 LACALAMETO, Kyle	1	0	1	0	1.000	0	5	2	.714	0	0
10 MENDOZA, Rey	1	1	0	0	1.000	0	0	0	---	0	0
18 NICKENS, Cameron	1	1	0	0	1.000	0	0	0	---	0	0
8 GARCIA, Santiago	1	1	0	0	1.000	0	0	0	---	0	0
40 HERNANDEZ, R.	261	247	13	1	.996	11	0	0	---	0	0
5 TULIMERO, Anthony	249	222	24	3	.988	2	23	14	.622	5	0
12 MCMILLAN, Ian	136	35	97	4	.971	10	0	0	---	0	0
3 TREVINO, Skyler	31	16	14	1	.968	0	0	0	---	0	0
48 BENJAMIN, Samuel	28	27	0	1	.964	0	0	0	---	0	0
32 LOTT, Malachi	39	34	3	2	.949	1	0	0	---	0	0
1 BURCKEL, Brandon	80	38	37	5	.938	6	0	0	---	0	0
14 LOPEZ, Alex	32	24	6	2	.938	2	0	0	---	0	0
4 UHSE, Brandon	32	30	0	2	.938	0	0	0	---	0	0
49 CLAYTON, Logan	6	2	2	2	.667	0	0	5	.000	0	0
33 DUNN, Patrick	0	0	0	0	.000	0	0	0	---	0	0
43 WALKER, Bryson	0	0	0	0	.000	0	1	0	1.000	0	0
11 DENICOLA, Nick	0	0	0	0	.000	0	0	0	---	0	0
47 MILLER, Maddux	0	0	0	0	.000	0	0	0	---	0	0
19 TRACY, Tab	0	0	0	0	.000	0	0	0	---	0	0
17 DANNELLEY, Jackson	0	0	0	0	.000	0	0	0	---	0	0
Totals	1097	773	301	23	.979	13	24	16	.600	5	0
Opponents	1057	739	278	40	.962	20	45	19	.703	2	1



2022 Houston Baseball
Conference statistics for Houston (as of Apr 03, 2022)
(American games only Sorted by Batting avg)



Record: 2-1 Home: 2-1 Away: 0-0 American: 2-1

Player	avg	gp-gs	ab	r	h	2b	3b	hr	rbi	tb	slg%	bb	hp	so	gdp	ob%	sf	sh	sb-att	po	a	e	fld%
40 HERNANDEZ, R.	.300	3-3	10	0	3	2	0	0	0	5	.500	1	0	2	0	.364	0	0	0-0	29	2	0	1.000
5 TULIMERO, Anthony	.250	3-3	12	1	3	0	0	0	0	3	.250	0	0	3	0	.250	0	0	0-1	25	1	0	1.000
12 MCMILLAN, Ian	.200	3-3	10	1	2	1	0	1	3	6	.600	0	0	3	0	.200	0	1	0-0	5	11	1	.941
4 UHSE, Brandon	.200	3-3	10	1	2	0	0	1	3	5	.500	1	0	5	0	.250	1	0	0-0	0	0	0	.000
7 ARNOLD, Zach	.182	3-3	11	1	2	0	0	1	1	5	.455	1	0	3	1	.250	0	0	0-1	2	8	0	1.000
32 LOTT, Malachi	.182	3-3	11	2	2	0	0	0	1	2	.182	0	0	4	0	.182	0	0	2-2	6	0	0	1.000
14 LOPEZ, Alex	.000	3-3	10	0	0	0	0	0	0	0	.000	0	0	2	0	.000	0	0	0-0	2	0	0	1.000

18 NICKENS, Cameron	.667	2-0	3	0	2	0	0	0	0	2	.667	0	0	1	0	.667	0	0	0-0	0	0	0	.000
1 BURCKEL, Brandon	.571	3-3	7	1	4	1	0	0	0	5	.714	1	0	2	0	.625	0	0	2-2	5	7	2	.857
29 TORMOS, Samuel	.250	3-1	4	1	1	0	0	0	0	1	.250	1	0	1	0	.400	0	0	0-0	0	1	0	1.000
48 BENJAMIN, Samuel	.000	3-2	5	1	0	0	0	0	0	0	.000	0	0	2	0	.000	0	0	0-0	4	0	0	1.000
19 TRACY, Tab	.000	1-0	0	0	0	0	0	0	0	0	.000	0	0	0	0	.000	0	0	0-0	0	0	0	.000
Totals	.226	3	93	9	21	4	0	3	8	34	.366	5	0	28	1	.263	1	1	4-6	81	33	3	.974
Opponents	.196	3	102	10	20	5	1	4	10	39	.382	9	2	25	0	.274	0	0	0-1	76	26	4	.962

LOB - Team (15), Opp (22). DPs turned - Team (0), Opp (1).

(American games only Sorted by Earned run avg)

Player	era	w-l	app	gs	cg	sho	sv	ip	h	r	er	bb	so	2b	3b	hr	b/avg	wp	hp	bk	sfa	sha
21 DEESE, Jaycob	1.00	0-1	1	1	1	0/0	0	9.0	5	4	1	4	7	0	0	1	.147	0	1	1	0	0
34 MEDRANO, Nathan	1.23	1-0	1	1	0	0/0	0	7.1	6	1	1	2	9	2	1	0	.214	0	0	0	0	0
41 CHERRY, Derrick	4.76	0-0	1	1	0	0/0	0	5.2	5	3	3	3	4	2	0	2	.238	1	1	0	0	0

20 LACALAMETO, Kyle	0.00	0-0	1	0	0	0/0	0	2.0	1	0	0	0	2	1	0	0	.143	0	0	0	0	0
36 PRAYER, Cameron	0.00	0-0	1	0	0	0/0	0	0.1	0	0	0	0	1	0	0	0	.000	0	0	0	0	0
24 SEARS, Ben	6.75	1-0	2	0	0	0/0	0	2.2	3	2	2	0	2	0	0	1	.273	0	0	0	0	0
Totals	2.33	2-1	3	3	1	0/0	0	27.0	20	10	7	9	25	5	1	4	.196	1	2	1	0	0
Opponents	2.49	1-2	3	3	0	1/1	0	25.1	21	9	7	5	28	4	0	3	.226	1	0	0	1	1

Pickoffs - Team (1), DEESE, J. 1. SBA/ATT - TULIMERO, A. (0-1), CHERRY, D. (0-1).



2022 Houston Baseball
Conference statistics for Houston (as of Apr 03, 2022)
(American games only Sorted by Fielding pct)



Player	c	po	a	e	fld%	dp	sba	csb	sba%	pb	ci
40 HERNANDEZ, R.	31	29	2	0	1.000	0	0	0	---	0	0
5 TULIMERO, Anthony	26	25	1	0	1.000	0	0	1	.000	0	0
7 ARNOLD, Zach	10	2	8	0	1.000	0	0	0	---	0	0
32 LOTT, Malachi	6	6	0	0	1.000	0	0	0	---	0	0
48 BENJAMIN, Samuel	4	4	0	0	1.000	0	0	0	---	0	0
14 LOPEZ, Alex	2	2	0	0	1.000	0	0	0	---	0	0
21 DEESE, Jaycob	2	1	1	0	1.000	0	0	0	---	0	0
29 TORMOS, Samuel	1	0	1	0	1.000	0	0	0	---	0	0
34 MEDRANO, Nathan	1	1	0	0	1.000	0	0	0	---	0	0
20 LACALAMETO, Kyle	1	0	1	0	1.000	0	0	0	---	0	0
41 CHERRY, Derrick	1	1	0	0	1.000	0	0	1	.000	0	0
24 SEARS, Ben	1	0	1	0	1.000	0	0	0	---	0	0
12 MCMILLAN, Ian	17	5	11	1	.941	0	0	0	---	0	0
1 BURCKEL, Brandon	14	5	7	2	.857	0	0	0	---	0	0
4 UHSE, Brandon	0	0	0	0	.000	0	0	0	---	0	0
36 PRAYER, Cameron	0	0	0	0	.000	0	0	0	---	0	0
18 NICKENS, Cameron	0	0	0	0	.000	0	0	0	---	0	0
19 TRACY, Tab	0	0	0	0	.000	0	0	0	---	0	0
Totals	117	81	33	3	.974	0	0	1	.000	0	0
Opponents	106	76	26	4	.962	1	4	2	.667	0	0



2021 Houston Baseball **Statistics Summary for Houston (as of Apr 07, 2022)** **(2021 vs. Cincinnati)**



Record: 1-3 Home: 1-3 Away: 0-0 American: 1-3

Date	Opponent	Score	Player	avg	gp-gs	ab	r	h	2b	3b	hr	rbi	bb	hbp	so	sb-att
*5/7	CINCINNATI	L 2-7	12 MCMILLAN, Ian	.385	4-4	13	2	5	1	0	0	1	2	0	0	0-0
*5/7	CINCINNATI	L 0-7	13 BIELAMOWICZ,	.286	4-4	14	0	4	0	0	0	0	2	0	1	0-0
*5/8	CINCINNATI	W 6-5	5 BURCKEL, Brad	.250	4-4	16	1	4	0	1	0	0	0	0	7	0-0
*5/9	CINCINNATI	L 3-10	4 UHSE, Brandon	.250	4-4	16	1	4	1	0	1	4	2	0	2	1-2
			19 PENDERGRASS,	.188	4-4	16	1	3	0	0	0	1	0	1	5	0-0
			40 HERNANDEZ, R.	.167	4-3	12	1	2	0	0	1	2	0	1	2	0-0

			29 TORMOS, Samu	.500	3-2	6	2	3	2	0	1	1	3	0	1	0-0
			48 BENJAMIN, Sam	.500	3-1	2	1	1	0	0	0	0	0	0	0	2-2
			27 PINCKNEY, Leyt	.333	2-1	3	0	1	0	0	0	0	0	0	1	0-0
			39 BECKER, Adam	.200	2-1	5	0	1	0	0	0	1	0	1	1	0-0
			31 POST, Dylan	.200	2-2	5	0	1	0	0	0	0	1	0	0	0-0
			34 LOVELACE, Kyle	.200	3-2	5	1	1	0	0	0	0	0	1	1	0-0
			8 RIVAS, Steven	.125	3-2	8	0	1	0	0	0	0	1	0	0	1-1
			25 WINTERS, Hayd	.125	3-2	8	1	1	1	0	0	0	0	0	4	0-0
			41 CHERRY, Derrick	.000	1-0	1	0	0	0	0	0	0	0	0	0	0-0
			3 TREVINO, Skyler	.000	3-0	0	0	0	0	0	0	0	1	0	0	0-0
Totals				.246	4	130	11	32	5	1	3	10	12	4	25	4-5
Opponents				.315	4	149	29	47	14	2	5	25	20	3	29	3-4

* = Conference game

LOB - Team (33), Opp (37). DPs turned - Team (3), Opp (3). IBB - Team (1), RIVAS, S. 1.

Player	era	w-l	app	gs	cg	sh	sv	ip	h	r	er	bb	so
21 DEESE, Jaycob	1.69	0-1	1	1	0	0	0	5.1	6	6	1	3	4
24 SEARS, Ben	6.00	0-0	1	1	0	0	0	6.0	9	4	4	1	3
45 GASSER, Robert	9.00	0-1	1	1	0	0	0	6.0	8	6	6	2	5

30 CASEY, Colby	0.00	0-0	1	0	0	0	0	1.2	2	0	0	1	1
35 BRETZ, Sean	0.00	0-0	1	0	0	0	0	1.1	1	0	0	2	0
41 CHERRY, Derrick	3.00	1-0	1	0	0	0	0	3.0	3	1	1	1	5
36 PRAYER, Camer	3.00	0-0	1	0	0	0	0	3.0	2	1	1	2	2
47 MILLER, Maddux	3.38	0-0	1	0	0	0	0	2.2	3	1	1	1	3
46 LOONEY, Layne	4.50	0-0	1	0	0	0	0	2.0	3	1	1	2	3
17 HENRY, Carter	15.00	0-1	1	1	0	0	0	3.0	5	5	5	5	3
43 LAZZARO, Matt	18.00	0-0	1	0	0	0	0	2.0	5	4	4	0	0

Totals													
Opponents													

Pickoffs - Team (2), CASEY, C. 1, GASSER, R. 1. SBA/ATT - CASEY, C. (3-3), PINCKNEY, L. (2-2), GASSER, R. (0-1), LOVELACE, K. (0-1), POST, D. (1-1).

Score by innings	1	2	3	4	5	6	7	8	9	Total
Houston	1	1	0	1	3	1	1	0	3	11
Opponents	2	2	3	5	2	7	1	4	3	29

Win-loss breakouts: Day 1-2; Night 0-1; vs Left 1-1; vs Right 0-2;
 1-run games 1-0; 2-run games 0-0; 5+run games 0-3; Extra inns 0-0; Shutouts 0-1.
 Current streak: Lost 1; Longest winning streak: 1; Longest losing streak: 2.
 Attendance: Home 781 (avg 260); Away 0 (avg 0); Total 781 (avg 260).

RESULTS

#	DATE	OPPONENT	FINAL	HOUSTON R-H-E	OPPONENT R-H-E	INN.	RECORD (CONF.)	PITCHER OF RECORD	ATTEND.	TIME
1	Feb. 18	vs. Cal	L, 2-4	2-5-1	4-6-2	(10)	0-1 (0-0)	Cherry (0-1)		3:01
2	Feb. 19	vs. San Diego State	L, 3-4	3-7-0	4-6-1	9	0-2 (0-0)	Clayton (0-1)		3:13
3	Feb. 20	vs. TCU	L, 0-10	0-8-0	10-12-0	(8)	0-3 (0-0)	Wright (0-1)		2:58
4	Feb. 22	at McNeese	W, 3-2	3-2-0	2-4-1	9	1-3 (0-0)	Sears (1-0)	475	2:49
5	Feb. 25	TEXAS SOUTHERN	W, 11-4	11-12-1	4-6-1	9	2-3 (0-0)	Casey (1-0)	1,065	3:20
6	Feb. 27	UTRGV (Game 1)	W, 16-10	16-17-2	10-16-5	9	3-3 (0-0)	Miller (1-0)	--	3:54
7	Feb. 27	UTRGV (Game 2)	W, 3-1	3-4-0	1-4-0	9	4-3 (0-0)	Sears (2-0)	492	2:23
8	March 1	LAMAR	W, 6-5	6-6-0	5-10-1	9	5-3 (0-0)	Cherry (1-1)	253	2:48
9	March 4	INCARNATE WORD	W, 5-2	5-12-2	2-6-0	9	6-3 (0-0)	Prayer (1-0)	1,007	2:44
10	March 5	INCARNATE WORD	L, 8-13	8-11-2	13-15-0	9	6-4 (0-0)	Clayton (0-2)	1,083	3:36
11	March 6	INCARNATE WORD	W, 10-4	10-11-0	4-8-2	9	7-4 (0-0)	Medrano (1-0)	1,064	2:45
12	March 8	at Rice	W, 10-7	10-9-0	7-10-5	9	8-4 (0-0)	Clayton (1-2)	1,876	3:47
13	March 9	SOUTHERN	W, 7-4	7-8-2	4-6-1	9	9-4 (0-0)	LaCalameto (1-0)	895	2:20
14	March 11	at Louisiana	L, 5-9	5-8-0	9-8-2	9	9-5 (0-0)	Dannelley (0-1)	3,935	2:35
15	March 12	at Louisiana	W, 8-4	8-10-0	4-9-2	9	10-5 (0-0)	Medrano (2-0)	4,116	2:53
16	March 13	at Louisiana	L, 1-10	1-4-2	10-17-1	9	10-6 (0-0)	Deese (0-1)	4,105	2:49
17	March 15	at Texas A&M	W, 8-2	8-12-0	2-8-2	9	11-6 (0-0)	Sears (3-0)	5,950	3:56
18	March 18	COLUMBIA	L, 5-9	5-11-1	9-8-1	9	11-7 (0-0)	Clayton (1-3)	1,198	3:04
19	March 19	COLUMBIA	W, 10-4	10-11-1	4-10-1	9	12-7 (0-0)	Medrano (3-0)	1,229	3:23
20	March 20	COLUMBIA	W, 12-3	12-13-0	3-7-3	9	13-7 (0-0)	Deese (1-1)	1,126	3:00
21	March 22	at Sam Houston	W, 9-1	9-11-2	1-6-1	9	14-7 (0-0)	Cherry (2-1)	1,108	2:39
22	March 25	WESTERN CAROLINA	W, 13-3	13-15-1	3-7-2	9	15-7 (0-0)	Prayer (2-0)	962	3:18
23	March 26	WESTERN CAROLINA	L, 3-6	3-4-1	6-8-0	9	15-8 (0-0)	Medrano (3-1)	949	3:26
24	March 27	WESTERN CAROLINA	W, 6-1	6-11-0	1-7-1	9	16-8 (0-0)	LaCalameto (2-0)	1,260	2:31
25	March 29	PRAIRIE VIEW	W, 13-1	13-19-1	1-7-1	9	17-8 (0-0)	Parrett (1-0)	997	3:00
26	April 1	* WICHITA STATE	L, 0-4	0-4-3	4-5-1	9	17-9 (0-1)	Deese (1-2)	1066	3:20
27	April 2	* WICHITA STATE	W, 5-3	5-10-0	3-9-1	9	18-9 (1-1)	Medrano (4-1)	1201	2:54
28	April 3	* WICHITA STATE	W, 4-3	4-7-0	3-6-2	9	19-9 (2-1)	Sears (4-0)	1156	2:49
29	April 5	SAM HOUSTON	W, 8-6	8-10-1	6-13-0	9	20-9 (2-1)	Sears (5-0)	1084	3:01

STARTING LINEUP BY BATTING ORDER

DATE	OPPONENT	1	2	3	4	5	6	7	8	9
Feb. 18	vs. Cal	Tormos	Lopez	Arnold	Hernandez	Tulimero	DeNicola	Trevino	McMillan	Burckel
Feb. 19	vs. San Diego State	Tormos	Lopez	Arnold	Hernandez	Tulimero	Nickens	McMillan	Benjamin	Burckel
Feb. 20	vs. TCU	Lopez	Arnold	Hernandez	Tulimero	Tormos	Uhse	McMillan	Benjamin	Burckel
Feb. 22	at McNeese	Uhse	Arnold	Hernandez	Garcia	Tormos	Tulimero	McMillan	Benjamin	Burckel
Feb. 25	TEXAS SOUTHERN	Lopez	Arnold	Hernandez	Mendoza	Tormos	Tulimero	Trevino	McMillan	Nickens
Feb. 27	UTRGV (Game 1)	Uhse	Arnold	Hernandez	Mendoza	Tormos	Tulimero	Trevino	McMillan	Lott
Feb. 27	UTRGV (Game 2)	Uhse	Arnold	Hernandez	Mendoza	Tormos	Tulimero	Trevino	McMillan	Lott
March 1	LAMAR	Uhse	Arnold	Hernandez	Garcia	Tormos	Tulimero	Trevino	McMillan	Lott
March 4	INCARNATE WORD	Uhse	Arnold	Hernandez	Lopez	Tormos	Tulimero	Trevino	McMillan	Lott
March 5	INCARNATE WORD	Uhse	Arnold	Hernandez	Garcia	Tormos	Tulimero	McMillan	Lott	Burckel
March 6	INCARNATE WORD	Uhse	Arnold	Hernandez	Lopez	Tulimero	McMillan	Benjamin	Nickens	Lott
March 8	at Rice	Uhse	Arnold	Hernandez	Lopez	Tulimero	McMillan	Benjamin	Nickens	Lott
March 9	SOUTHERN	Uhse	Arnold	Hernandez	Lopez	Tulimero	Nickens	Tormos	McMillan	Post
March 11	at Louisiana	Uhse	Arnold	Lopez	Hernandez	Tulimero	Nickens	Trevino	McMillan	Benjamin
March 12	at Louisiana	Uhse	Arnold	Lopez	Hernandez	Tulimero	Nickens	Tormos	McMillan	Burckel
March 13	at Louisiana	Uhse	Arnold	Lopez	Hernandez	Tulimero	Mendoza	McMillan	Benjamin	Burckel
March 15	at Texas A&M	Uhse	Arnold	Lopez	Tulimero	Hernandez	Tormos	Benjamin	McMillan	Burckel
March 18	COLUMBIA	Uhse	Arnold	Lopez	Tulimero	Hernandez	Mendoza	Benjamin	McMillan	Burckel
March 19	COLUMBIA	Uhse	Arnold	Lopez	Tulimero	Hernandez	Nickens	Lott	McMillan	Burckel
March 20	COLUMBIA	Uhse	Arnold	Lopez	Tulimero	Hernandez	Nickens	Lott	McMillan	Burckel
March 22	at Sam Houston	Uhse	Arnold	Lopez	Tulimero	Hernandez	Nickens	Lott	McMillan	Burckel
March 25	WESTERN CAROLINA	Uhse	Arnold	Lopez	Tulimero	Hernandez	Nickens	Lott	McMillan	Burckel
March 26	WESTERN CAROLINA	Uhse	Arnold	Lopez	Tulimero	Hernandez	Nickens	Lott	McMillan	Burckel
March 27	WESTERN CAROLINA	Uhse	Arnold	Lopez	Tulimero	Hernandez	Nickens	Lott	McMillan	Burckel
March 29	PRAIRIE VIEW	Lott	Arnold	Lopez	Tulimero	Hernandez	Nickens	Post	McMillan	Burckel
April 1	* WICHITA STATE	Uhse	Arnold	Lopez	Tulimero	Hernandez	Lott	McMillan	Benjamin	Burckel
April 2	* WICHITA STATE	Uhse	Arnold	Lopez	Tulimero	Hernandez	Lott	Tormos	McMillan	Burckel
April 3	* WICHITA STATE	Uhse	Arnold	Lopez	Tulimero	Hernandez	Lott	McMillan	Benjamin	Burckel
April 5	SAM HOUSTON	Uhse	Arnold	Lopez	Tulimero	Hernandez	Lott	McMillan	Benjamin	Burckel

STARTING LINEUP BY POSITION

DATE	OPPONENT	P	C	1B	2B	3B	SS	LF	CF	RF	DH
Feb. 18	vs. Cal	Medrano	Tulimero	Hernandez	Burckel	Arnold	McMillan	Trevino	Tormos	DeNicola	Lopez
Feb. 19	vs. San Diego State	Clayton	Tulimero	Hernandez	Burckel	Arnold	McMillan	Nickens	Tormos	Benjamin	Lopez
Feb. 20	vs. TCU	Wright	Tulimero	Hernandez	Burckel	Arnold	McMillan	Benjamin	Tormos	Lopez	Use
Feb. 22	at McNeese	Cherry	Tulimero	Hernandez	Burckel	Arnold	McMillan	Uhse	Tormos	Benjamin	Garcia
Feb. 25	TEXAS SOUTHERN	Wright	Tulimero	Hernandez	Trevino	Arnold	McMillan	Nickens	Tormos	Lopez	Mendoza
Feb. 27	UTRGV (Game 1)	Medrano	Tulimero	Hernandez	Trevino	Arnold	McMillan	Uhse	Tormos	Lott	Mendoza
Feb. 27	UTRGV (Game 2)	Clayton	Tulimero	Hernandez	Trevino	Arnold	McMillan	Uhse	Tormos	Lott	Mendoza
March 1	LAMAR	LaCalameto	Tulimero	Hernandez	Trevino	Arnold	McMillan	Uhse	Tormos	Lott	Garcia
March 4	INCARNATE WORD	Deese	Tulimero	Hernandez	Trevino	Arnold	McMillan	Uhse	Tormos	Lott	Lopez
March 5	INCARNATE WORD	Clayton	Tulimero	Hernandez	Burckel	Arnold	McMillan	Uhse	Tormos	Lott	Garcia
March 6	INCARNATE WORD	Medrano	Tulimero	Hernandez	Lopez	Arnold	McMillan	Uhse	Benjamin	Lott	Nickens
March 8	at Rice	Torrealba	Tulimero	Hernandez	Lopez	Arnold	McMillan	Uhse	Benjamin	Lott	Nickens
March 9	SOUTHERN	Wright	Post	Hernandez	Lopez	Arnold	McMillan	Uhse	Tormos	Nickens	Tulimero
March 11	at Louisiana	Clayton	Tulimero	Hernandez	Trevino	Arnold	McMillan	Uhse	Benjamin	Lopez	Nickens
March 12	at Louisiana	Medrano	Tulimero	Hernandez	Burckel	Arnold	McMillan	Uhse	Tormos	Lopez	Nickens
March 13	at Louisiana	Deese	Tulimero	Hernandez	Burckel	Arnold	McMillan	Uhse	Benjamin	Lopez	Mendoza
March 15	at Texas A&M	LaCalameto	Tulimero	Hernandez	Burckel	Arnold	McMillan	Benjamin	Tormos	Lopez	Uhse
March 18	COLUMBIA	Clayton	Tulimero	Hernandez	Burckel	Arnold	McMillan	Uhse	Benjamin	Lopez	Mendoza
March 19	COLUMBIA	Medrano	Tulimero	Hernandez	Burckel	Arnold	McMillan	Uhse	Lott	Lopez	Nickens
March 20	COLUMBIA	Deese	Tulimero	Hernandez	Burckel	Arnold	McMillan	Uhse	Lott	Lopez	Nickens
March 22	at Sam Houston	Cherry	Tulimero	Hernandez	Burckel	Arnold	McMillan	Uhse	Lott	Lopez	Nickens
March 25	WESTERN CAROLINA	Deese	Tulimero	Hernandez	Burckel	Arnold	McMillan	Uhse	Lott	Lopez	Nickens
March 26	WESTERN CAROLINA	Medrano	Tulimero	Hernandez	Burckel	Arnold	McMillan	Uhse	Lott	Lopez	Nickens
March 27	WESTERN CAROLINA	LaCalameto	Tulimero	Hernandez	Burckel	Arnold	McMillan	Uhse	Lott	Lopez	Nickens
March 29	PRAIRIE VIEW	Clayton	Post	Hernandez	Burckel	Arnold	McMillan	Nickens	Lott	Lopez	Tulimero
April 1	* WICHITA STATE	Deese	Tulimero	Hernandez	Burckel	Arnold	McMillan	Benjamin	Lott	Lopez	Uhse
April 2	* WICHITA STATE	Medrano	Tulimero	Hernandez	Burckel	Arnold	McMillan	Uhse	Lott	Lopez	Tormos
April 3	* WICHITA STATE	Cherry	Tulimero	Hernandez	Burckel	Arnold	McMillan	Uhse	Benjamin	Lott	Lopez
April 5	SAM HOUSTON	Clayton	Tulimero	Lott	Burckel	Arnold	McMillan	Uhse	Benjamin	Lopez	Hernandez

HITTING AT A GLANCE

HITTING SERIES SPLITS

OPPONENT	W-L	AVG.	AB	R	H	2B	3B	HR	RBI	BB	SO	SB-A
MLB4 TOURNAMENT	0-3	.206	97	5	20	2	1	0	3	12	33	1-3
TEXAS SOUTHERN/UTRGV	3-0	.320	103	30	33	4	1	1	28	22	21	3-4
INCARNATE WORD	2-1	.333	102	23	34	6	1	5	23	11	25	10-13
at Louisiana	1-2	.229	96	14	22	2	0	3	12	11	29	3-8
COLUMBIA	2-1	.337	104	27	35	10	1	2	24	5	25	1-4
WESTERN CAROLINA	2-1	.313	96	22	30	10	0	4	17	9	15	7-8
* WICHITA STATE	2-1	.226	93	9	21	4	0	3	8	5	28	4-6

PITCHING AT A GLANCE

PITCHING SERIES SPLITS

OPPONENT	W-L	ERA	CG	SHO	IP	H	R	ER	BB	SO	BAA	WP
MLB4 TOURNAMENT	0-3	6.31	0	0	25.2	24	18	18	14	21	.258	3
TEXAS SOUTHERN/UTRGV	3-0	4.33	0	0	27.0	26	15	13	11	27	.255	4
INCARNATE WORD	2-1	6.00	0	0	27.0	29	19	18	7	21	.266	6
at Louisiana	1-2	7.56	0	0	25.0	34	23	21	7	19	.227	3
COLUMBIA	2-1	5.00	0	0	27.0	25	16	15	13	27	.258	3
WESTERN CAROLINA	2-1	2.67	0	0	27.0	22	10	8	10	34	.224	2
* WICHITA STATE	2-1	2.33	1	0	27.0	20	10	7	9	25	.196	

WEEKEND ROTATION

SERIES	GAME 1	GAME 2	GAME 3
MLB4 TOURNAMENT	Medrano	Clayton	Wright
Texas Southern/UTRGV	Wright	Medrano	Clayton
INCARNATE WORD	Deese	Clayton	Medrano
at Louisiana	Clayton	Medrano	Deese
COLUMBIA	Clayton	Medrano	Deese
WESTERN CAROLINA	Deese	Medrano	LaCalameto
PRAIRIE VIEW	Deese	Medrano	Cherry
* WICHITA STATE	Deese	Medrano	Cherry
* at Cincinnati	Deese	Medrano	Cherry

STARTING PITCHER GAME-BY-GAME

DATE	OPPONENT	W-L	IP	H	R	ER	BB	K	NP
2/18	vs. Cal	ND	7.0	3	1	1	1	6	79
2/19	vs. San Diego State	0-1	4.1	4	3	3	2	6	19
2/20	vs. No. 8 TCU	0-2	0.2	0	2	2	5	2	38
2/22	at McNeese	ND	2.0	1	0	0	2	3	44
2/25	TEXAS SOUTHERN	ND	3.0	4	2	2	1	4	59
2/27	UTRGV (Game 1)	ND	2.0	5	4	4	1	3	55
2/27	UTRGV (Game 2)	ND	7.0	2	1	1	2	5	87
3/1	LAMAR	ND	4.0	4	3	3	0	3	63
3/4	INCARNATE WORD	ND	5.0	2	1	1	1	6	67
3/5	INCARNATE WORD	0-3	2.0	7	6	6	1	1	40
3/6	INCARNATE WORD	1-3	7.0	6	4	4	2	4	100
3/8	at Rice	ND	2.0	0	3	3	5	1	35
3/9	SOUTHERN	ND	4.0	6	4	1	2	4	73
3/11	at Louisiana	ND	7.0	7	5	5	0	6	86
3/12	at Louisiana	2-3	5.2	7	4	4	2	4	87
3/13	at Louisiana	2-4	6.1	10	6	5	2	4	112
3/15	at Texas A&M	ND	4.0	3	1	1	1	4	68
3/18	COLUMBIA	2-5	4.0	6	6	6	3	2	88
3/19	COLUMBIA	3-5	6.1	6	2	1	1	8	114
3/20	COLUMBIA	4-5	6.0	5	2	2	3	5	95
3/22	at Sam Houston	5-5	7.0	6	1	1	2	8	121
3/25	WESTERN CAROLINA	ND	5.0	6	3	2	1	5	88
3/26	WESTERN CAROLINA	5-6	5.0	4	3	2	3	9	96
3/27	WESTERN CAROLINA	6-6	6.0	6	1	1	1	7	100
3/29	PRAIRIE VIEW	ND	2.0	2	1	1	2	2	35
4/1	* WICHITA STATE	6-7	9.0	5	4	1	4	7	137
4/2	* WICHITA STATE	7-7	7.1	6	1	1	2	9	123
4/3	* WICHITA STATE	ND	5.2	5	3	3	3	5	96
4/5	SAM HOUSTON	ND	3.0	2	1	1	0	4	38

20 • KYLE LACALAMETO

DATE	OPPONENT	W-L	IP	H	R	ER	BB	K	NP
3/1	LAMAR	ND	4.0	4	3	3	0	3	63
3/9	SOUTHERN	ND	4.0	6	4	1	2	4	73
3/15	at Texas A&M	ND	4.0	3	1	1	1	4	68
3/27	WESTERN CAROLINA	1-0	6.0	6	1	1	1	7	100

21 • JAYCOB DEESE

DATE	OPPONENT	W-L	IP	H	R	ER	BB	K	NP
3/4	INCARNATE WORD	ND	5.0	2	1	1	1	6	67
3/13	at Louisiana	0-1	6.1	10	6	5	2	4	112
3/20	COLUMBIA	1-1	6.0	5	2	2	3	5	95
3/25	WESTERN CAROLINA	ND	5.0	6	3	2	1	5	88
4/1	* WICHITA STATE	1-2	9.0	5	4	1	4	7	137

26 • JOSE TORREALBA

DATE	OPPONENT	W-L	IP	H	R	ER	BB	K	NP
3/8	at Rice	ND	2.0	0	3	3	5	1	35

34 • NATHAN MEDRANO

DATE	OPPONENT	W-L	IP	H	R	ER	BB	K	NP
2/18	vs. Cal	ND	7.0	3	1	1	1	6	79
2/27	UTRGV (Game 1)	ND	2.0	5	4	4	1	3	55
3/6	INCARNATE WORD	1-0	7.0	6	4	4	2	4	100
3/12	at Louisiana	2-0	5.2	7	4	4	2	4	87
3/19	COLUMBIA	3-0	6.1	6	2	1	1	8	114
3/26	WESTERN CAROLINA	3-1	5.0	4	3	2	3	9	96
4/2	* WICHITA STATE	4-1	7.1	6	1	1	2	9	123

41 • DERRICK CHERRY

DATE	OPPONENT	W-L	IP	H	R	ER	BB	K	NP
2/22	at McNeese	ND	2.0	1	0	0	2	3	44
3/22	at Sam Houston	1-0	7.0	6	1	1	2	8	121
4/3	* WICHITA STATE	ND	5.2	5	3	3	3	5	96

44 • KERRY WRIGHT

DATE	OPPONENT	W-L	IP	H	R	ER	BB	K	NP
2/20	vs. No. 8 TCU	0-2	0.2	0	2	2	5	2	38
2/25	TEXAS SOUTHERN	ND	3.0	4	2	2	1	4	59

49 • LOGAN CLAYTON

DATE	OPPONENT	W-L	IP	H	R	ER	BB	K	NP
2/19	vs. San Diego State	0-1	4.1	4	3	3	2	6	19
2/27	UTRGV (Game 2)	ND	7.0	2	1	1	2	5	87
3/5	INCARNATE WORD	0-2	2.0	7	6	6	1	1	40
3/11	at Louisiana	ND	7.0	7	5	5	0	6	86
3/18	COLUMBIA	0-3	4.0	6	6	6	3	2	88
3/29	PRAIRIE VIEW	ND	2.0	2	1	1	2	2	35
4/5	SAM HOUSTON	ND	3.0	2	1	1	0	4	38

BULLPEN GAME-BY-GAME

DATE	OPPONENT	W-L	IP	H	R	ER	BB	K	SV	NP
2/18	vs. Cal	0-1	3.0	3	3	3	1	1	--	37
2/19	vs. San Diego State	--	3.2	2	1	1	2	0	--	47
2/20	vs. No. 8 TCU	--	7.0	12	8	8	3	6	--	139
2/22	at McNeese	1-1	7.0	3	2	2	1	13	1	115
2/25	TEXAS SOUTHERN	2-1	6.0	2	2	1	4	10	2	112
2/27	UTRGV (Game 1)	3-1	7.0	11	6	5	2	4	3	134
2/27	UTRGV (Game 2)	4-1	2.0	2	0	0	1	1	--	32
3/1	LAMAR	5-1	5.0	6	2	2	1	4	4	82
3/4	INCARNATE WORD	6-1	4.0	4	1	1	0	4	5	61
3/5	INCARNATE WORD	--	7.0	8	7	6	3	5	--	130
3/6	INCARNATE WORD	--	2.0	2	0	0	0	1	--	18
3/8	at Rice	7-1	7.0	10	4	4	1	7	6	116
3/9	SOUTHERN	8-1	5.0	0	0	0	0	8	--	59
3/11	at Louisiana	8-2	1.0	1	4	3	3	1	--	28
3/12	at Louisiana	--	3.1	2	0	0	0	2	7	31
3/13	at Louisiana	--	1.2	7	4	4	0	2	--	29
3/15	at Texas A&M	9-2	5.0	5	1	1	1	3	--	83
3/18	COLUMBIA	--	5.0	2	3	3	4	6	--	78
3/19	COLUMBIA	--	2.2	4	2	2	0	4	--	46
3/20	COLUMBIA	--	3.0	2	1	1	1	2	8	34
3/22	at Sam Houston	--	2.0	0	0	0	0	2	--	16
3/25	WESTERN CAROLINA	10-2	4.0	1	0	0	2	7	--	58
3/26	WESTERN CAROLINA	--	4.0	4	3	3	3	3	--	67
3/27	WESTERN CAROLINA	--	3.0	1	0	0	0	3	9	45
3/29	PRAIRIE VIEW	11-2	7.0	5	0	0	1	10	--	103
4/1	* WICHITA STATE	None								
4/2	* WICHITA STATE	--	1.2	3	2	2	0	2	--	32
4/2	* WICHITA STATE	12-2	3.1	1	0	0	0	3	--	44
4/5	SAM HOUSTON	13-2	6.0	11	5	4	2	4	--	107

15 • TAYLOR PARRETT

DATE	OPPONENT	W-L	IP	H	R	ER	BB	K	SV	NP
3/5	INCARNATE WORD	--	1.0	0	0	0	0	2	--	12
3/29	PRAIRIE VIEW	1-0	2.0	2	0	0	0	4	--	23
4/5	SAM HOUSTON	--	0.2	1	0	0	0	0	--	7

17 • JACKSON DANNELLEY

DATE	OPPONENT	W-L	IP	H	R	ER	BB	K	SV	NP
2/19	vs. San Diego State	--	0.1	0	0	0	0	0	--	5
3/11	at Louisiana	0-1	0.1	1	3	2	2	1	--	17
3/15	at Texas A&M	--	1.0	1	0	0	1	0	--	16
3/18	COLUMBIA	--	2.0	2	3	3	0	2	--	24
3/26	WESTERN CAROLINA	--	1.0	1	0	0	0	1	--	12
3/29	PRAIRIE VIEW	--	1.0	0	0	0	0	1	--	13
4/5	SAM HOUSTON	--	0.0	2	1	0	0	0	--	6

20 • KYLE LACALAMETO

DATE	OPPONENT	W-L	IP	H	R	ER	BB	K	SV	NP
2/19	vs. San Diego State	--	0.2	1	0	0	1	0	--	19
2/22	at McNeese	--	1.0	1	2	2	1	2	--	26
3/5	INCARNATE WORD	--	1.1	3	2	1	1	1	--	42
3/9	SOUTHERN	8-1	5.0	0	0	0	0	8	--	59
3/13	at Louisiana	--	0.1	1	0	0	0	0	--	6
4/3	* WICHITA STATE	--	2.0	1	0	0	0	2	--	30
4/5	SAM HOUSTON	--	1.2	2	2	2	2	1	--	31

21 • JAYCOB DEESE

DATE	OPPONENT	W-L	IP	H	R	ER	BB	K	SV	NP
2/20	vs. No. 8 TCU	--	5.0	4	1	1	1	3	--	74
2/25	TEXAS SOUTHERN	--	4.0	2	2	1	1	9	1	73
2/27	UTRGV (Game 2)	4-1	2.0	2	0	0	1	1	--	32

24 • BEN SEARS

DATE	OPPONENT	W-L	IP	H	R	ER	BB	K	SV	NP
2/19	vs. San Diego State	--	0.2	0	0	0	0	0	--	3
2/22	at McNeese	1-0	4.0	2	0	0	0	7	--	62
3/1	LAMAR	--	1.0	1	0	0	0	0	1	21
3/6	INCARNATE WORD	--	2.0	2	0	0	0	1	--	18
3/8	at Rice	--	2.0	4	1	1	0	2	2	34
3/12	at Louisiana	--	3.1	2	0	0	0	2	3	31
3/15	at Texas A&M	2-0	2.1	0	0	0	0	1	--	33
3/20	COLUMBIA	--	3.0	1	0	0	0	2	4	22
3/27	WESTERN CAROLINA	--	3.0	1	0	0	0	3	5	45
4/2	* WICHITA STATE	--	1.2	3	2	2	0	2	--	32
4/3	* WICHITA STATE	3-0	1.0	0	0	0	0	0	--	7
4/5	SAM HOUSTON	4-0	2.0	3	1	1	0	2	--	38

26 • JOSÉ TORREALBA

DATE	OPPONENT	W-L	IP	H	R	ER	BB	K	SV	NP
2/20	vs. No. 8 TCU	--	1.1	5	3	3	0	2	--	37
2/22	at McNeese	--	1.0	0	0	0	0	2	--	9
2/27	UTRGV (Game 1)	--	2.1	7	3	3	0	2	--	59
3/4	INCARNATE WORD	--	2.0	1	0	0	0	3	1	30
3/11	at Louisiana	--	0.2	0	1	1	1	0	--	11
3/19	COLUMBIA	--	1.2	3	1	1	0	2	--	31
3/26	WESTERN CAROLINA	--	0.0	1	2	2	1	0	--	11
4/5	SAM HOUSTON	--	1.0	3	1	1	0	0	--	15

30 • COLBY CASEY

DATE	OPPONENT	W-L	IP	H	R	ER	BB	K	SV	NP
2/20	vs. No. 8 TCU	--	0.2	3	4	4	2	1	--	28
2/25	TEXAS SOUTHERN	1-0	2.0	0	0	0	3	1	--	39
3/5	INCARNATE WORD	--	1.2	2	0	0	0	0	--	16
3/19	COLUMBIA	--	0.0	0	0	0	1	0	--	4
3/25	WESTERN CAROLINA	--	1.0	0	0	0	1	1	--	12
3/29	PRAIRIE VIEW	--	1.0	2	0	0	0	2	--	24

32 • MALACHI LOTT

DATE	OPPONENT	W-L	IP	H	R	ER	BB	K	SV	NP
3/5	INCARNATE WORD	--	2.0	0	0	0	0	2	--	23
3/20	COLUMBIA	--	0.0	1	1	1	1	0	--	12

33 • PATRICK DUNN

DATE	OPPONENT	W-L	IP	H	R	ER	BB	K	SV	NP
2/27	UTRGV (Game 1)	--	0.2	0	0	0	2	0	--	19
3/8	at Rice	--	0.2	0	0	0	0	1	--	7
3/22	at Sam Houston	--	1.0	0	0	0	0	1	--	10
3/26	WESTERN CAROLINA	--	0.1	0	0	0	1	1	--	9

34 • NATHAN MALDONADO

DATE	OPPONENT	W-L	IP	H	R	ER	BB	K	SV	NP
2/22	at McNeese	--	1.0	0	0	0	0	2	1	18

36 • CAMERON PRAYER

DATE	OPPONENT	W-L	IP	H	R	ER	BB	K	SV	NP
2/19	vs. San Diego State	--	2.0	1	1	1	1	0	--	20
3/1	LAMAR	--	2.0	2	0	0	0	1	--	24
3/4	INCARNATE WORD	1-0	1.0	2	1	1	0	1	--	16
3/5	INCARNATE WORD	--	0.1	1	2	2	0	0	--	14
3/8	at Rice	--	1.2	2	2	2	1	1	--	39
3/15	at Texas A&M	--	0.2	2	0	0	0	2	--	20
3/22	at Sam Houston	--	1.0	0	0	0	0	1	--	6
3/25	WESTERN CAROLINA	2-0	2.0	1	0	0	0	4	--	28
3/29	PRAIRIE VIEW	--	1.0	1	0	0	0	1	--	20
4/3	* WICHITA STATE	--	0.1	0	0	0	0	1	--	7
4/5	SAM HOUSTON	--	0.2	0	0	0	0	1	--	10

BULLPEN GAME-BY-GAME

41 • DERRICK CHERRY

DATE	OPPONENT	W-L	IP	H	R	ER	BB	K	SV	NP
2/18	vs. Cal	0-1	3.0	3	3	3	1	1	—	37
2/27	UTRGV (Game 1)	—	2.0	1	1	0	0	2	1	19
3/1	LAMAR	1-1	1.0	0	0	0	0	1	—	8
3/4	INCARNATE WORD	—	1.0	1	0	0	0	0	—	15
3/5	INCARNATE WORD	—	0.2	1	1	1	1	0	—	15
3/8	at Rice	—	1.2	3	1	1	0	1	—	19
3/13	at Louisiana	—	1.1	6	4	4	0	2	—	33
3/18	COLUMBIA	—	3.0	0	0	0	2	4	—	44
3/26	WESTERN CAROLINA	—	1.0	1	0	0	1	0	—	15
3/29	PRAIRIE VIEW	—	1.0	0	0	0	1	0	—	12

43 • BRYSON WALKER

DATE	OPPONENT	W-L	IP	H	R	ER	BB	K	SV	NP
2/27	UTRGV (Game 1)	—	0.2	3	2	2	0	0	—	22

44 • KERRY WRIGHT

DATE	OPPONENT	W-L	IP	H	R	ER	BB	K	SV	NP
3/1	LAMAR	—	1.0	3	2	2	1	2	—	29
3/18	COLUMBIA	—	0.0	0	0	0	2	0	—	10

47 • MADDUX MILLER

DATE	OPPONENT	W-L	IP	H	R	ER	BB	K	SV	NP
2/27	UTRGV (Game 1)	1-0	1.1	0	0	0	0	0	—	15
3/5	INCARNATE WORD	—	0.0	1	2	2	1	0	—	8
3/19	COLUMBIA	—	1.0	1	1	1	0	2	—	11
3/26	WESTERN CAROLINA	—	0.2	0	1	1	0	0	—	7

49 • LOGAN CLAYTON

DATE	OPPONENT	W-L	IP	H	R	ER	BB	K	SV	NP
3/8	at Rice	1-0	1.0	1	0	0	0	2	—	17
3/15	at Texas A&M	—	1.0	2	1	1	0	0	—	14
3/25	WESTERN CAROLINA	—	1.0	0	0	0	1	2	—	18
3/26	WESTERN CAROLINA	—	1.0	1	0	0	0	1	—	13

2022 GAME HIGHS

BATTING

At bats: _____ 42 vs UTRGV (Feb 27, 2022)
 Runs scored: _____ 16 vs UTRGV (Feb 27, 2022)
 Hits: _____ 19 vs Prairie View (Mar 29, 2022)
 RBIs: _____ 15 vs UTRGV (Feb 27, 2022)
 Doubles: _____ 6 vs Western Carolina (Mar 25, 2022)
 Triples: _____ 1 (8 games)
 Home runs: _____ 3 vs Incarnate Word (Mar 06, 2022)
 Total bases: _____ 32 vs Prairie View (Mar 29, 2022)
 Walks: _____ 8 vs Texas Southern (Feb 25, 2022)
 _____ 8 vs UTRGV (Feb 27, 2022)
 Strikeouts: _____ 15 vs California (Feb 18, 2022 at Scottsdale, Ariz.)
 Sac hits: _____ 1 (7 games)
 Sac flies: _____ 1 (12 games)
 Stolen bases: _____ 6 vs Sam Houston (Apr 05, 2022)
 Hit by pitch: _____ 5 at Rice (Mar 08, 2022)
 Caught stealing: _____ 3 vs Incarnate Word (Mar 06, 2022)
 _____ 3 vs Columbia (Mar 19, 2022)
 Runners LOB: _____ 12 vs UTRGV (Feb 27, 2022)
 Hit into DP: _____ 3 vs Western Carolina (Mar 27, 2022)

FIELDING

Putouts: _____ 30 vs California (Feb 18, 2022 at Scottsdale, Ariz.)
 Assists: _____ 16 at Louisiana (Mar 13, 2022)
 Errors: _____ 3 vs Wichita State (Apr 01, 2022)
 Passed balls: _____ 2 at Louisiana (Mar 11, 2022)
 DPs turned: _____ 1 (13 games)

PITCHING

Innings pitched: _____ 10.0 vs California (Feb 18, 2022 at Scottsdale, Ariz.)
 Runs allowed: _____ 13 vs Incarnate Word (Mar 05, 2022)
 Earned runs: _____ 12 vs Incarnate Word (Mar 05, 2022)
 Walks allowed: _____ 8 vs TCU (Feb 20, 2022 at Scottsdale, Ariz.)
 Strikeouts: _____ 16 at McNeese (Feb 22, 2022)
 Hits allowed: _____ 17 at Louisiana (Mar 13, 2022)
 Doubles allowed: _____ 5 vs Incarnate Word (Mar 05, 2022)
 Triples allowed: _____ 2 vs Columbia (Mar 18, 2022)
 Homers allowed: _____ 4 at Louisiana (Mar 11, 2022)
 Wild pitches: _____ 4 vs Incarnate Word (Mar 06, 2022)
 Hit batters: _____ 4 at Louisiana (Mar 12, 2022)
 _____ 4 at Texas A&M (Mar 15, 2022)

BATTING

At bats: _____ 6 TREVINO, Skyler vs UTRGV (Feb 27, 2022)
 _____ 6 TORMOS, Samuel vs UTRGV (Feb 27, 2022)
 Runs scored: _____ 3 (7 games)
 Hits: _____ 4 TULIMERO, Anthony vs Western Carolina (Mar 25, 2022)
 RBIs: _____ 5 HERNANDEZ, R. vs Incarnate Word (Mar 06, 2022)
 _____ 5 UHSE, Brandon vs Columbia (Mar 19, 2022)
 Doubles: _____ 2 (4 games)
 Triples: _____ 1 (8 games)
 Home runs: _____ 2 NICKENS, Cameron vs Incarnate Word (Mar 06, 2022)
 Total bases: _____ 9 NICKENS, Cameron vs Incarnate Word (Mar 06, 2022)
 Walks: _____ 2 (16 games)
 Strikeouts: _____ 4 UHSE, Brandon vs Wichita State (Apr 01, 2022)
 Sac hits: _____ 1 (7 games)
 Sac flies: _____ 1 (12 games)
 Stolen bases: _____ 2 (6 games)
 Caught stealing: _____ 1 (19 games)
 Runners LOB: _____ 5 HERNANDEZ, R. vs Texas Southern (Feb 25, 2022)
 _____ 5 ARNOLD, Zach vs Prairie View (Mar 29, 2022)

FIELDING

Putouts: _____ 16 TULIMERO, Anthony at McNeese (Feb 22, 2022)
 Assists: _____ 7 MCMILLAN, Ian vs Columbia (Mar 20, 2022)
 Errors: _____ 2 BURCKEL, Brandon vs Wichita State (Apr 01, 2022)
 Passed balls: _____ 2 TULIMERO, Anthony at Louisiana (Mar 11, 2022)

PITCHING

Innings pitched: _____ 9.0 DEESE, Jaycob vs Wichita State (Apr 01, 2022)
 Runs allowed: _____ 6 CLAYTON, Logan vs Incarnate Word (Mar 05, 2022)
 _____ 6 DEESE, Jaycob at Louisiana (Mar 13, 2022)
 _____ 6 CLAYTON, Logan vs Columbia (Mar 18, 2022)
 Earned runs: _____ 6 CLAYTON, Logan vs Incarnate Word (Mar 05, 2022)
 _____ 6 CLAYTON, Logan vs Columbia (Mar 18, 2022)
 Walks allowed: _____ 5 WRIGHT, Kerry vs TCU (Feb 20, 2022 at Scottsdale, Ariz.)
 _____ 5 TORREALBA, Jose at Rice (Mar 08, 2022)
 Strikeouts: _____ 9 DEESE, Jaycob vs Texas Southern (Feb 25, 2022)
 _____ 9 MEDRANO, Nathan vs Western Carolina (Mar 26, 2022)
 _____ 9 MEDRANO, Nathan vs Wichita State (Apr 02, 2022)
 Hits allowed: _____ 10 DEESE, Jaycob at Louisiana (Mar 13, 2022)
 Doubles allowed: _____ 3 CLAYTON, Logan vs Incarnate Word (Mar 05, 2022)
 _____ 3 MEDRANO, Nathan vs Incarnate Word (Mar 06, 2022)
 _____ 3 LACALAMETO, Kyle vs Western Carolina (Mar 27, 2022)
 Triples allowed: _____ 1 (9 games)
 Homers allowed: _____ 4 CLAYTON, Logan at Louisiana (Mar 11, 2022)
 Wild pitches: _____ 4 MEDRANO, Nathan vs Incarnate Word (Mar 06, 2022)
 Hit batters: _____ 4 MEDRANO, Nathan at Louisiana (Mar 12, 2022)

SINGLE-GAME RECORDS**HITTING**

Home Runs: _____ 3, 7 players, last by Ryan Hernandez vs. UT Arlington (3/27/21)
Runs Batted In: _____ 9, Bobby Hollas vs. Northwestern State (3/6/79)
At Bats: _____ 9, 5 players, last by Kyle Survance vs. Rice (5/31/15)
Runs: _____ 5, 7 players, last by Tyler Bielamowicz at Tulane (4/13/18)
Hits: _____ 6, Frankie Ratcliff vs. Texas A&M-Corpus Christi (3/5/14)
Doubles: _____ 3, 10 players, last by Lael Lockhart Jr. at Memphis (4/13/17)
Triples: _____ 2, 7 players, last by Ashford Fulmer vs. Harvard (3/20/13)
Extra-Base Hits: _____ 4, six players, last by Connor Wong vs. Tulane (4/23/17 - 3 HR & 3B)
Total Bases: _____ 15, Connor Wong vs. Tulane (4/23/17)
Stolen Bases: _____ 6, David Vinson vs. Northwestern State (4/7/71)
Strikeouts: _____ 5, twice by Kobe Hyland, last vs. UTRGV (2/25/20)
Hit by Pitch: _____ 3, 2 players, last by Chris Wallace vs. McNeese State (5/5/09)
Bases on Balls: _____ 5, five players, last by Josh Vidales vs. Texas Southern (4/16/13)
Sacrifice Bunts: _____ 3, two players, most recently by Connor Hollis vs. UConn (5/25/17)
Sacrifice Flies: _____ 2, 10 players, last by Connor Hollis vs. ECU (4/7/17)

PITCHING

Innings Pitched: _____ 15.0 innings, two players, last by Jeff Haas vs. Rice (4/11/92)
Innings Pitched - Relief: _____ 12.0 innings, two players, last by Steve Boron vs. TCU (3/7/75)
Strikeouts: _____ 16, Brad Sullivan, twice, last vs. Saint Louis (4/18/03)
Runs Allowed: _____ 12, Pete Magre vs. USC (5/25/90)
Earned Runs Allowed: _____ 12, Pete Magre vs. USC (5/25/90)
Hits Allowed: _____ 16, Billy Blum vs. Arkansas (4/21/78)
Walks Allowed: _____ 12, two players, last by Matt Beech vs. Rice (4/14/93)
Wild Pitches: _____ 4, five players, last by Nathan Medrano vs. Incarnate Word (3/6/22)

FIELDING

Total Chances: _____ 24, two players, last by Joe Davis, vs. McNeese (2/20/19)
Putouts: _____ 23, two players, last by Joe Davis, vs. McNeese (2/20/19)
Assists: _____ 11, Scott Sheldon vs. Arkansas (5/19/90)
Errors: _____ 3, 22 players, last by Jared Triolo, at UCF (5/16/19)
Double Plays Turned: _____ 4, nine players, last by
 _____ Cooper Coldiron-Connor Hollis-Lael Lockhart Jr-Jake Scheiner vs. Baylor (6/3/17)

SINGLE-SEASON RECORDS**HITTING**

Batting Average _____ .435, Tom Paciorek (1967)
Slugging Percentage: _____ .794, Pat Hewes (1986)
On-Base Percentage: _____ .564, Richard Arnold (1955)
Home Runs: _____ 23, Pat Hewes (1986)
Runs Batted In: _____ 71, Chris Snyder (2002)
At Bats: _____ 277, Brandon Caraway (2000)
Runs: _____ 80, Dustin Carr (1997)
Hits: _____ 108, Dustin Carr (1997)
Doubles: _____ 32, Dustin Carr (1997)
Triples: _____ 8, 2 players, last by Frankie Ratcliff (2013),
Extra-Base Hits: _____ 48, Goeffrey Tomlinson (1997)
Total Bases: _____ 189, Goeffrey Tomlinson (1997)
Stolen Bases: _____ 36, Trey Williams (1969)
Strikeouts: _____ 69, Chris Iriart (2015)
Hit by Pitch: _____ 21, Landon Appling (2011)
Bases on Balls: _____ 57, John Altobelli (1985)
Sacrifice Bunts: _____ 14, Kyle Lovelace (2019)
Sacrifice Flies: _____ 8, 2 players, last by Kris Wilken (2000)

PITCHING

Appearances: _____ 38, Ryan Wagner (2003)
Wins: _____ 13, 3 players, last by Brad Sullivan (2002)
Losses: _____ 9, Mike Walker (1986)
Winning Percentage: _____ 1.000 (9-0), Tyler Ford (2014)
Saves: _____ 15, Ryan Wagner (2003)
Earned Run Average: _____ 1.15, Tom Wenmoth (1964)
Complete Games: _____ 9, 2 players, last by Tom Lukish (1979)
Shutouts (Shutouts & Combined Shutouts): _____ 5, Bob Peters (1962)
Innings Pitched: _____ 138.1, Kyle Crowell (2000)
Consecutive Shutout Innings Pitched: _____ 36.2, Kyle Crowell (1999)
Strikeouts: _____ 157, Brad Sullivan (2002)
Runs Allowed: _____ 89, Mike Walker (1985)
Earned Runs Allowed: _____ 62, Shane Nance (1999)
Hits Allowed: _____ 136, Mike Walker (1985)
Fewest Walks Allowed (per nine inn.): _____ 0.65, Tyler Ford (5 BB, 69.0 IP, 2014)
Walks Allowed: _____ 69, Stuart Stauffacher (1985)
Wild Pitches: _____ 14, Shane Nance (1997)

FIELDING

Fielding Percentage: _____ 1.000, 18 players, last by Rey Fuentes III (2019)
Total Chances: _____ 634, J.P. Woodward (2000)
Putouts: _____ 598, J.P. Woodard (2000)
Assists: _____ 217, Connor Hollis (2017)
Errors: _____ 24, Connor Wong (2015)
Double Plays Turned: _____ 65, J.P. Woodward (2000)

LAST TIME A HOUSTON PLAYER...

HITTING

Hit 2+ HRs in a game: 2, Cameron Nickens, vs. Incarnate Word (3/6/22)Hit 3+ HRs in a game: 3, Ryan Hernandez vs. UT Arlington (3/27/21)2 players hit 2+ home runs in a game: 2, S. Rivas & W. Pendergrass, at A&M-Corpus Christi (2/27/21)Hit a grand slam: Brandon Uhse (6th inn.), vs. Columbia (3/19/22)Hit back-to-back home runs in a game: Steven Rivas, Brandon Uhse vs. A&M-CC (2/23/21)Hit back-to-back-to-back home runs in a game: Mickey House, Ross Goolsby &Woody Williams, vs. Texas Southern (3/29/88)Hit a walk-off home run with UH trailing: Brad Lincoln, vs. UTSA (2/7/06)

Note: UH trailed 10-8 in the bottom of the 10th inning

Hit a walk-off home run with score tied: HR, Tyler Bielamowicz, vs. #19 Texas(11th inn.) (3/6/21)Hit an inside-the-park home run: Brandon Caraway, at Louisville (3/20/99)Hit a home run and earned a pitching win in same game: Brad Lincoln, vs. Tulane (4/7/06)Hit a home run and earned a pitching save in same game: Matt Creel, at East Carolina (5/21/10)Homered in three consecutive games: Ryan Hernandez, 3 straight,vs. Youngstown State-vs. Stanford (2/15-21/20)Hit for the cycle: Matt Weston, at McNeese (4/11/06)Had a walk-off hit: 2B, Ian McMillan, vs. Wichita State (9th inn.) (4/3/22)Had 5+ RBI in a game: 5, Brandon Uhse vs. Columbia (3/19/22)Had 6+ RBI in a game: 6, Ryan Hernandez vs. UT Arlington (3/27/21)Had 7+ RBI in a game: 7, Steven Rivas, at Texas State (3/13/21)Had 5+ hits in a game: 5, Jared Triolo, vs. UNLV (5/5/19)Had 2+ triples in a game: 2, Frankie Ratcliff, vs. Rice (4/19/13)Had 2+ hits in one inning: 2, Joe Davis (1B, HR), vs. Tulane (4th inn.) (5/24/18)Scored 5+ runs in a game: 5, Tyler Bielamowicz, at Tulane (4/13/18)Scored 2+ runs in one inning: 2, Joe Davis (1B, HR), vs. Tulane (4th inn.) (5/24/18)Stole 3+ bases in a game: 3, Brad Burckel, vs. Stanford (2/21/20)Had 10+ total bases in a game: 12, Ryan Hernandez vs. UT Arlington (3/27/21)Received 2+ intentional walks in a game: 4, Joe Davis, at UCF (5/18/19)Reached safely in 10+ consecutive plate appearances: 11, Josh Vidales, 2-for-6 at Sam Houston State;3-for-3, HBP vs. Buffalo; 4-for-4, walk vs. Buffalo (3/10, 13, 14/15)Stole home: Jared Triolo, vs. Cincinnati (4/20/19)Had a straight steal of home: Corey Julks, at Tulane (5/13/17)

PITCHING

Threw a perfect game: Matt Beech (7 inn.), at Louisiana Tech (2/19/94)Threw a no-hitter: Matt Beech (7 inn.), at Louisiana Tech (2/19/94)Threw a one-hitter: Seth Romero, vs. GCU (3/19/16)Threw a combined one-hitter: Seth Romero (8.0) & Tanner Lawson (1.0), vs. GWU (3/26/16)Threw a two-hitter: Andrew Lantrip, vs. GCU (3/19/16)Threw a combined two-hitter: Ryan Randel (6.1), Sean Bretz (1.2),Fred Villarreal (1.0), vs. Texas A&M (4/16/19)Threw a shutout: Aaron Fletcher vs. Memphis (3/24/18)Threw a combined shutout: Clay Aguilar (4.0), Sean Bretz (2.0) & Fred Villarreal (3.0), at UCF (5/17/19)Threw a complete game: Jaycob Deese, vs. Wichita State (4/1/22)Had 15+ strikeouts in a game: 15, Brad Lincoln, vs. Saint Louis (5/7/05)Had 10+ strikeouts in a game: 10, Robert Gasser, Memphis (5/14/21)Had 12+ strikeouts in a game: 12, Robert Gasser, Wichita State (4/1/21)Had 10+ strikeouts in consecutive games: Robert Gasser, at Texas State (10)& at Oklahoma (11) (3/12-3/19/21)Struck out four batters in an inning: Seth Romero (2nd inn.), at UCF (3/31/17)Struck out the side in back-to-back innings: Jaycob Deese (2nd & 3rd inn.) vs. Incarnate Word (3/4/22)

FIELDING

Had 2+ assists from the outfield: 2, Landon Appling, vs. Texas State (3/12/11)Turned a triple play: Grayson Padgett to Cooper Coldiron to Connor Hollis to Lael Lockhart Jr.,vs. Tulane - AAC (5/22/18)Hit into a triple play: Johnathon Thomas hit into a 5-2-5-6-4 triple play with bases loaded,vs. UTRGV (2/25/20)Hit into an unassisted double play: W, 8-2, at McNeese State, with Kyle Survance on first base,Frankie Ratcliff lined out to first baseman who stepped on first base (4/29/14)Turned an unassisted double play: W, 9-4, with CSF runner on first,CSF hitter lined out to Joe Davis who stepped on first base, at CSF (2/24/18)Caught three runners stealing: Kyle Lovelace, at A&M-Corpus Christi (2/28/21)

LAST TIME HOUSTON...

Swept a conference doubleheader: W, 6-5; W, 10-1, at UConn (5/11/18)Was swept in a conference doubleheader: L, 1-2; L, 1-3, at UCF (5/20/21)Swept a non-conference doubleheader: W, 16-10; W, 3-1, vs. UTRGV (2/27/22)Was swept in a non-conference doubleheader: L, 7-12; L, 7-8, vs. UT Arlington (3/27/21)Was rained out (home): vs. USF (4/23/21)Swept a conference series (home): vs. Wichita State (4/20-22/18)Swept a conference series (road): at Wichita State (4/12-14/19)Was swept in a conference series (home): vs. Louisville (4/11-13/14)Was swept in a conference series (road): at UCF (5/20-22/21)Swept a non-conference series (home): vs. Texas Southern (2/20-21/21)Swept a non-conference series (road): at UC Irvine (3/24-26/17)Was swept in a non-conference series (home): vs. TCU (4/9-11/10)Was swept in a non-conference series (road): at Oklahoma (3/19-21/21)Run-ruled an opponent: W, 16-1 (7 inn.), at Stephen F. Austin (3/27/19)Was run-ruled: L, 0-10 (8 inn.), vs. No.8 TCU (2/20/22)Won 10+ consecutive games: 11 (3/12-28/17)Won 15+ consecutive games: 15 (2/13/85-3/11/85)Lost 5+ consecutive games: 10 (5/16/21-2/20/22)Scored 8+ runs in an inning: 9 (4th inn.) vs. Tulane - AAC (5/24/18)Allowed 8+ runs in an inning: 8 (8th inn.), L, 4-8, at Memphis (5/16/21)Scored 10+ runs in an inning: 10 (8th inn.), W, 24-6, vs. Rice (5/17/16)Allowed 10+ runs in an inning: 10 (14th inn.), L, 5-13, vs. McNeese (2/20/19)Scored 15+ runs in a game: W, 16-10, vs. UTRGV (2/27/22)Allowed 15+ runs in a game: L, 1-19, at Oklahoma (3/21/21)Scored 20+ runs in a game: W, 24-6, vs. Rice (5/17/16)Allowed 20+ runs in a game: L, 3-24, vs. Rice (5/27/10)Allowed 10+ runs and won: W, 16-10, vs. UTRGV (2/27/22)Scored 10+ runs in three straight games: 3, Texas Southern (10), Texas Southern (14),A&M-Corpus Christi (12) (3/20-23/21)Had a hit in every inning (9 inn.): W, 19-11, vs. Alabama State (3/19/17)Allowed a hit in every inning (9 inn.): W, 7-2, vs. Baylor (3/11/14)Had a hit in every inning (8 inn.): W, 13-3, vs. New Orleans (13/13)Allowed a hit in every inning (8 inn.): L, 1-19, at Oklahoma (3/21/21)Had 15+ hits in a game: 19, W, 13-1, vs. Prairie View (3/29/22)Allowed 15+ hits in a game: 17, L, 10-1, at Louisiana (3/13/22)Had 20+ hits in a game: 20-W, 17-3, vs. Baylor - NCAA (6/3/17)Allowed 20+ hits in a game: 20, L, 1-19, at Oklahoma (3/21/21)Had 5+ home runs in a game: 8, A&M-Corpus Christi (2/27/21)Had 3+ home runs in an inning: 3, Stuart Musslewhite, Nick Bott & Brett Loganoff Ryan Rafferty in 2nd inn., Sam Houston State (4/27/04)Lost on a walk-off homer: L, 3-4, Alex Bello off Fred Villarreal in 9th inn., at USF (4/28/19)Allowed back-to-back-to-back home runs: L, 3-24, Jimmy Comerota,Michael Fuda & Steven Sultzbaugh off James Conlee in 7th inn., vs. Rice (5/27/10)Allowed a grand slam: L, 2-13, Derek Shaver, at Wichita State (4/11/21)Allowed two hits to one player in one inning: L, 2-17 (5th inn.), at Southern Miss, Chase Fowleroff Chris Morales, Logan Piper (3/24/12)Shutout an opponent: W, 2-0, at UCF (5/17/19)Was shutout: L, 0-4, Wichita State (4/1/22)Shutout consecutive opponents: W, 2-0, Memphis & W, 3-0, Memphis (3/23-24/18)Was shutout in consecutive games: L, 0-2; L, 0-1, at Lamar vs. #19 Texas (3/3-5/21)Was no-hit: Jim Jacobsen (5 inn.), Oklahoma State, (3/20/72)Was one-hit (individual): Taylor Wall (9 inn.), vs. Rice (4/1/10)Was one-hit (combined): Wade Townsend (7 inn.), Colin Matheny (1 inn.)David Aardsma (1 inn.), at Rice (4/1/03)Was two-hit (individual): Collin Sullivan (7.0 inn.), vs. USF (4/25/21)Was two-hit (combined): at McNeese (2/22/22)Was struck out 10+ times by one pitcher: 12, Jace Kaminska, Wichita State (4/11/22)Allowed two home runs to one player: L, 9-5, Heath Hood (2), at Louisiana (3/11/22)Allowed three home runs to one player: L, 15-9, Cole Coffey (3), Texas State (3/13/21)One UH pitcher allowed three home runs to one player: L, 1-10, by Nathan Southard offBrad Lincoln, vs. Tulane - C-USA Tournament (5/28/05)

LAST TIME HOUSTON...

Swept Cincinnati in a series at home _____ 3 games, April 18-19, 2015
 Swept Cincinnati in a series on the road _____ 3 games, March 21-23, 2003
 Was swept by Cincinnati in a series at home _____ Never Happened
 Was swept by Cincinnati in a series on the road _____ Never Happened

Swept Columbia in a series at home _____
 Swept Columbia in a series on the road _____
 Was swept by Columbia in a series at home _____
 Was swept by Columbia in a series on the road _____

Swept ECU in a series at home _____ 3 games, April 7-9, 2017
 Swept ECU in a series on the road _____ 3 games, April 27-29, 2018
 Was swept by ECU in a series at home _____ 3 games, May 4-6, 2007
 Was swept by ECU in a series on the road _____ 3 games, April 30-May 2, 2004

Swept Incarnate Word in a series at home _____
 Swept Incarnate Word in a series on the road _____
 Was swept by Incarnate Word in a series at home _____
 Was swept by Incarnate Word in a series on the road _____

Swept Louisiana in a series at home _____
 Swept Louisiana in a series on the road _____
 Was swept by Louisiana in a series at home _____
 Was swept by Louisiana in a series on the road _____

Swept Memphis in a series at home _____ 3 games, May 23-25, 2018
 Swept Memphis in a series on the road _____ 3 games, March 23-25, 2001
 Was swept by Memphis in a series at home _____ 3 games, May 17-19, 2012
 Was swept by Memphis in a series on the road _____ Never Happened

Swept Tulane in a series at home _____ 3 games, March 22-24, 2002
 Swept Tulane in a series on the road _____ 3 games, April 1-3, 2011
 Was swept by Tulane in a series at home _____ Never Happened
 Was swept by Tulane in a series on the road _____ Never Happened

Swept UCF in a series at home _____ 3 games, April 4-6, 2008
 Swept UCF in a series on the road _____ 3 games, March 23-25, 2007
 Was swept by UCF in a series at home _____ 3 games, March 30-April 1, 2012
 Was swept by UCF in a series on the road _____ 4 games, May 20-22, 2021

Swept USF in a series at home _____ 3 games, March 20-22, 1998
 Swept USF in a series on the road _____ Never Happened
 Was swept by USF in a series at home _____ Never Happened
 Was swept by USF in a series on the road _____ Never Happened

Swept Western Carolina in a series at home _____
 Swept Western Carolina in a series on the road _____
 Was swept by Western Carolina in a series at home _____
 Was swept by Western Carolina in a series on the road _____

Swept Wichita State in a series at home _____ 3 games, April 20-22, 2018
 Swept Wichita State in a series on the road _____ 3 games, April 12-14, 2019
 Was swept by Wichita State in a series at home _____ Never Happened
 Was swept by Wichita State in a series on the road _____ 4 games, April 9-11, 2021

NUMERICAL ROSTER

No.	Name	Pos.	Class	Ht.	Wt.	B/T	Hometown/High School
1	Brandon Burckel	INF	Fr.	5-10	180	R/R	Lindale, Texas/Lindale
2	Luke Almendarez	INF	So.	6-1	187	R/R	Round Rock, Texas/Round Rock
3	Skyler Trevino	INF	So.	6-2	205	L/R	Whitehouse, Texas/Whitehouse
4	Brandon Uhse	OF	Jr.	6-2	195	R/R	Mansfield, Texas/Mansfield Lake Ridge
5	Anthony Tulimero	C	R-So.	6-0	200	R/R	Temecula, Calif./Vista Murrieta
7	Zach Arnold	INF	R-So.	6-2	205	R/R	Temecula, Calif./Great Oak
8	Santiago Garcia	C/1B	Grad.	5-11	210	R/R	Enterprise, Ala./Enterprise
10	Rey Mendoza	OF	R-Fr.	6-4	196	L/L	Eagle Pass, Texas/Eagle Pass
11	Nick DeNicola	OF	Sr.	6-0	215	R/R	East Hanover, N.J./Seton Hall Prep
12	Ian McMillan	INF	R-Jr.	6-0	183	R/R	Scottsdale, Ariz./Chaparral
14	Alex Lopez	UTL	So.	5-9	195	L/R	Houston, Texas/Mirabeau B. Lamar
15	Taylor Parrett	RHP	So.	6-1	197	R/R	Fargo, N.D./Davies
17	Jackson Dannelley	RHP	So.	5-10	190	R/R	Colmesneil, Texas/Colmesneil
18	Cameron Nickens	OF	Fr.	6-3	193	R/R	Magnolia, Texas/Magnolia
19	Tab Tracy	OF	Fr.	6-3	196	L/L	Houston, Texas/Stratford
20	Kyle LaCalameto	LHP	Jr.	6-2	195	L/L	Cincinnati, Ohio/Kings
21	Jacob Deese	RHP	Jr.	6-1	195	R/R	Houston, Texas/North Shore
24	Ben Sears	RHP	Jr.	6-5	200	R/R	Riverside, R.I./East Providence
26	José Torrealba	LHP	Jr.	5-8	185	L/L	Acarigua, Portuguesa (Venezuela) /St. Vincent De Paul
27	Kade Brewer	C	Jr.	6-0	190	R/R	Frisco, Texas/Whitesboro
29	Samuel Tormos	UTL	So.	6-3	195	R/R	Van Alstyne, Texas/Van Alstyne
30	Colby Casey	RHP	So.	6-2	225	R/R	Pearland, Texas/Pearland
31	Dylan Post	C	So.	6-2	215	L/R	New Lenox, Ill./Lincoln-Way Central
32	Malachi Lott	OF/LHP	Fr.	5-9	175	L/L	Portland, Texas/Gregory-Portland
33	Patrick Dunn	RHP	So.	6-6	215	R/R	Flower Mound, Texas/Flower Mound
34	Nathan Medrano	RHP	Jr.	6-0	170	R/R	Gilroy, Calif./Valley Christian
35	Jason Burger	RHP	Fr.	6-5	217	R/R	Houston, Texas/Grand Oaks
36	Cameron Prayer	LHP	Jr.	6-5	205	L/L	St. Louis, Mo./Parkway North
37	Josh Coleman	LHP	Fr.	6-5	200	L/L	San Antonio, Texas/Johnson
38	Dawson Smith	RHP	R-So.	6-7	195	R/R	Teutopolis, Ill./Teutopolis
40	Ryan Hernandez	INF	Sr.	6-4	233	R/R	Boston, Mass./Dexter School
41	Derrick Cherry	RHP/INF	Jr.	6-1	185	R/R	Baytown, Texas/Goose Creek Memorial
42	Luke Robertson	RHP	Fr.	6-4	200	R/R	Frisco, Texas/Wakeland
43	Bryson Walker	LHP	So.	5-11	185	L/L	Jersey Village, Texas/Jersey Village
44	Kerry Wright	RHP	So.	6-4	250	R/R	Orlando, Fla. / Montverde Academy
45	Cody Morse	LHP	Fr.	6-6	190	L/L	Katy, Texas/Paetow
46	Michael Ryhlick	LHP	Jr.	6-4	205	L/L	Rancho Santa Margarita, Calif./Mission Viejo
47	Maddux Miller	RHP	R-Jr.	6-4	220	L/R	Arlington, Texas/Arlington Martin
48	Samuel Benjamin	OF	So.	5-11	185	L/L	Katy, Texas/Seven Lakes
49	Logan Clayton	RHP	Jr.	6-5	188	R/R	New Smyrna Beach, Fla./New Smyrna Beach

ALPHABETICAL ROSTER

No.	Name	Pos.
2	Luke Almendarez	INF
7	Zach Arnold	INF
48	Samuel Benjamin	OF
1	Brandon Burckel	INF
27	Kade Brewer	C
35	Jason Burger	RHP
30	Colby Casey	RHP
41	Derrick Cherry	RHP/INF
49	Logan Clayton	RHP
37	Josh Coleman	LHP
17	Jackson Dannelley	RHP
21	Jacob Deese	RHP
11	Nick DeNicola	OF
33	Patrick Dunn	RHP
8	Santiago Garcia	C/1B
40	Ryan Hernandez	INF
20	Kyle LaCalameto	LHP
14	Alex Lopez	UTL
32	Malachi Lott	OF/LHP
12	Ian McMillan	INF
34	Nathan Medrano	RHP
10	Rey Mendoza	OF
47	Maddux Miller	RHP
45	Cody Morse	LHP
18	Cameron Nickens	OF
15	Taylor Parrett	RHP
31	Dylan Post	C
36	Cameron Prayer	LHP
42	Luke Robertson	RHP
46	Michael Ryhlick	LHP
24	Ben Sears	RHP
38	Dawson Smith	RHP
29	Samuel Tormos	UTL
26	José Torrealba	LHP
19	Tab Tracy	OF
3	Skyler Trevino	INF
5	Anthony Tulimero	C
4	Brandon Uhse	OF
43	Bryson Walker	LHP
44	Kerry Wright	RHP

COACHES

Head Coach: 9 Todd Whitting (Houston '95) – 12th season

Assistant Coach: Kyle Bunn (The Citadel '99) – 1st season

Assistant Coach: Ross Kivett (Kansas State '14) – 1st season

Volunteer Assistant: Tyler Bielamowicz (Houston '21) – 1st season

STAFF

Director of Baseball Operations: Traci Cauley (Houston '95) – 21st season

Director of Player Development: Mason Lucas (Houston '15) – 3rd season

Assistant Director of Sports Performance: Jake Allen (Missouri '18) – 2nd season

Athletic Trainer: Korey Brown (Missouri State '18) – 3rd season

Data Analytics: Tanner Green (Houston '22) – 1st season

Student Assistant: Drew Rembish – 2nd season

Student Assistant: Gabe Herrera – 1st season

PRONUNCIATION GUIDE

1 – Brandon Burckel

3 – Skyler Trevino

4 – Brandon Uhse

5 – Anthony Tulimero

11 – Nick DeNicola

17 – Jackson Dannelley

20 – Kyle LaCalameto

26 – José Torrealba

46 – Michael Ryhlick

Tyler Bielamowicz

bur-KELL (rhymes with “bell”)

truh-vee-no (“no” not “ño”)

like “Youse guys”

too-lih-mero

DEE-nih-cola

dan-uh-lee

luh-cal-uh-metto

torr-ay-AL-buh

RI-lick

bell-uh-MAH-vitch

Schroeder Park

SHRAY-dur

ROSTER BREAKDOWN

Additional Division I Experience (12)

- » Zach Arnold – LSU
- » Logan Clayton – North Florida
- » Nick DeNicola – Oklahoma State, West Virginia
- » Santiago Garcia – Alabama State
- » Ryan Hernandez – Albany
- » Kyle LaCalameto – Dayton
- » Taylor Parrett – North Dakota State
- » Cameron Prayer – SIU-Edwardsville
- » Anthony Tulimero – Kansas
- » Brandon Uhse – Stephen F. Austin
- » Bryson Walker – Incarnate Word
- » Kerry Wright – Louisville

Junior College Experience (17)

- » Kade Brewer – Hill College
- » Logan Clayton – College of Central Florida
- » Jackson Dannelley – Panola
- » Jaycob Deese – Galveston
- » Nick DeNicola – Paris
- » Ryan Hernandez – San Jacinto
- » Kyle LaCalameto – College of Central Florida
- » Alex Lopez – McLennan
- » Nathan Medrano – Temple JC
- » Maddux Miller – Weatherford
- » Taylor Parrett – Neosho
- » Cameron Prayer – Jefferson
- » Michael Ryhlick – Orange Coast
- » Ben Sears – The Community College of Rhode Island
- » Dawson Smith – Kaskaskia College
- » José Torrealba – Western Oklahoma State
- » Brandon Uhse – Weatherford

First Season With Program -- 2022-present (24)

- » Zach Arnold, INF
- » Brandon Burckel, INF
- » Kade Brewer, C
- » Jason Burger, RHP
- » Logan Clayton, RHP
- » Josh Coleman, LHP
- » Jackson Dannelley, RHP
- » Nick DeNicola, OF
- » Santiago Garcia, C/1B
- » Kyle LaCalameto, LHP
- » Alex Lopez, UTL
- » Malachi Lott, OF/LHP
- » Nathan Medrano, RHP
- » Cody Morse, LHP
- » Cameron Nickens, OF
- » Taylor Parrett, RHP
- » Luke Robertson, RHP
- » Michael Ryhlick, LHP
- » Dawson Smith, RHP
- » José Torrealba, LHP
- » Tab Tracy, OF
- » Anthony Tulimero, C
- » Bryson Walker, LHP
- » Kerry Wright, RHP

Second Season With Program -- 2021-present (10)

- » Samuel Benjamin, OF
- » Colby Casey, RHP
- » Jaycob Deese, RHP
- » Patrick Dunn, RHP
- » Maddux Miller, RHP
- » Cameron Prayer, LHP
- » Ben Sears, RHP
- » Samuel Tormos, UTL
- » Skyler Trevino, INF
- » Brandon Uhse, OF

Third Season With Program -- 2020-present (4)

- » Luke Almendarez, INF
- » Rey Mendoza, OF
- » Ryan Hernandez, INF
- » Dylan Post, C

Fourth Season With Program -- 2019-present (1)

- » Derrick Cherry, RHP

Fifth Season With Program -- 2018-present (1)

- » Ian McMillan, INF

Freshmen (8)

- » Brandon Burckel
- » Jason Burger
- » Josh Coleman
- » Malachi Lott
- » Cody Morse
- » Cameron Nickens
- » Luke Robertson
- » Tab Tracy

Redshirt Freshmen (1)

- » Rey Mendoza

Sophomores (12)

- » Luke Almendarez
- » Samuel Benjamin
- » Colby Casey
- » Jackson Dannelley
- » Patrick Dunn
- » Alex Lopez
- » Taylor Parrett
- » Dylan Post
- » Samuel Tormos
- » Skyler Trevino
- » Bryson Walker
- » Kerry Wright

Redshirt Sophomores (3)

- » Zach Arnold
- » Dawson Smith
- » Anthony Tulimero

Juniors (11)

- » Kade Brewer
- » Derrick Cherry
- » Logan Clayton
- » Jaycob Deese
- » Kyle LaCalameto
- » Nathan Medrano
- » Cameron Prayer
- » Michael Ryhlick
- » Ben Sears
- » José Torrealba
- » Brandon Uhse

Redshirt Juniors (2)

- » Ian McMillan
- » Maddux Miller

Seniors (2)

- » Nick DeNicola
- » Ryan Hernandez

Graduates (1)

- » Santiago Garcia

ROSTER BREAKDOWN

States Represented (13)**Texas (23)**

- » Luke Almendarez
- » Samuel Benjamin
- » Kade Brewer
- » Brandon Burckel
- » Jason Burger
- » Colby Casey
- » Derrick Cherry
- » Josh Coleman
- » Jackson Dannelley
- » Jaycob Deese
- » Patrick Dunn
- » Alex Lopez
- » Malachi Lott
- » Rey Mendoza
- » Maddux Miller
- » Cody Morse
- » Cameron Nickens
- » Luke Robertson
- » Samuel Tormos
- » Tab Tracy
- » Skyler Trevino
- » Brandon Uhse
- » Bryson Walker

Alabama (1)

- » Santiago Garcia

Arizona (1)

- » Ian McMillan

California (4)

- » Zach Arnold
- » Nathan Medrano
- » Michael Ryhlick
- » Anthony Tulimero

Florida (2)

- » Logan Clayton
- » Kerry Wright

Missouri (1)

- » Cameron Prayer

Illinois (2)

- » Dylan Post
- » Dawson Smith

Massachusetts (1)

- » Ryan Hernandez

New Jersey (1)

- » Nick DeNicola

North Dakota (1)

- » Taylor Parrett

Ohio (1)

- » Kyle LaCalameto

Portuguesa, Venezuela (1)

- » José Torrealba

Rhode Island (1)

- » Ben Sears

Houston Area Student-Athletes (10)

- » Samuel Benjamin – Katy
- » Jason Burger – Houston
- » Colby Casey – Pearland
- » Derrick Cherry – Baytown
- » Jaycob Deese – Houston
- » Alex Lopez – Houston
- » Cody Morse – Katy
- » Cameron Nickens – Magnolia
- » Tab Tracy – Houston
- » Bryson Walker – Jersey Village

Left-Handed Pitchers (7)

- » Josh Coleman
- » Kyle LaCalameto
- » Cody Morse
- » Cameron Prayer
- » Michael Ryhlick
- » José Torrealba
- » Bryson Walker

Right-Handed Pitchers (14)

- » Jason Burger
- » Colby Casey
- » Derrick Cherry
- » Logan Clayton
- » Jackson Dannelley
- » Jaycob Deese
- » Patrick Dunn
- » Nathan Medrano
- » Maddux Miller
- » Taylor Parrett
- » Luke Robertson
- » Ben Sears
- » Dawson Smith
- » Kerry Wright

Catchers (3)

- » Kade Brewer
- » Dylan Post
- » Anthony Tulimero

Infielders (6)

- » Zach Arnold
- » Luke Almendarez
- » Brandon Burckel
- » Ryan Hernandez
- » Ian McMillan
- » Skyler Trevino

Outfielders (5)

- » Samuel Benjamin
- » Nick DeNicola
- » Rey Mendoza
- » Tab Tracy
- » Brandon Uhse

Utility (4)

- » Santiago Garcia
- » Alex Lopez
- » Malachi Lott
- » Samuel Tormos



1
Brandon Burckel
Fr. • 5-10 • 180 • R/R
INF • Lindale, Texas



2
Luke Almendarez
So. • 6-1 • 187 • R/R
INF • Round Rock, Texas



3
Skyler Trevino
So. • 6-2 • 205 • L/R
INF • Whitehouse, Texas



4
Brandon Uhse
Jr. • 6-2 • 195 • R/R
OF • Mansfield, Texas



5
Anthony Tulimero
R-So. • 6-0 • 200 • R/R
C • Temecula, Calif.



7
Zach Arnold
R-So. • 6-2 • 205 • R/R
INF • Temecula, Calif.



8
Santiago Garcia
Grad. • 5-11 • 210 • R/R
C/1B • Enterprise, Ala.



10
Rey Mendoza
R-Fr. • 6-4 • 196 • L/L
OF • Eagle Pass, Texas



11
Nick DeNicola
Sr. • 6-0 • 215 • R/R
OF • East Hanover, N.J.



12
Ian McMillan
R-Jr. • 6-0 • 183 • R/R
INF • Scottsdale, Ariz.



14
Alex Lopez
So. • 5-9 • 195 • L/R
UTL • Houston, Texas



15
Taylor Parrett
So. • 6-1 • 197 • R/R
RHP • Fargo, N.D.



17
Jackson Dannelley
So. • 5-10 • 190 • R/R
RHP • Colmesneil, Texas



18
Cameron Nickens
Fr. • 6-3 • 193 • R/R
OF • Magnolia, Texas



19
Tab Tracy
Fr. • 6-3 • 196 • L/L
OF • Houston, Texas



20
Kyle LaCalameto
Jr. • 6-2 • 195 • L/L
LHP • Cincinnati, Ohio



21
Jaycob Deese
Jr. • 6-1 • 195 • R/R
RHP • Houston, Texas



24
Ben Sears
Jr. • 6-5 • 200 • R/R
RHP • Riverside, R.I.



26
José Torrealba
Jr. • 5-8 • 185 • L/L
LHP • Acarigua, Venezuela



27
Kade Brewer
Jr. • 6-0 • 190 • R/R
C • Frisco, Texas




29
Samuel Tormos
So. • 6-3 • 195 • R/R
UTL • Van Alstyne, Texas



30
Colby Casey
So. • 6-2 • 225 • R/R
RHP • Pearland, Texas



31
Dylan Post
So. • 6-2 • 215 • L/R
C • New Lenox, Ill.



32
Malachi Lott
Fr. • 5-9 • 175 • L/L
OF/LHP • Portland, Texas



33
Patrick Dunn
So. • 6-6 • 215 • R/R
RHP • Flower Mound, Texas



34
Nathan Medrano
Jr. • 6-0 • 170 • R/R
RHP • Gilroy, Calif.



35
Jason Burger
Fr. • 6-5 • 217 • R/R
RHP • Houston, Texas



36
Cameron Prayer
Jr. • 6-5 • 205 • L/L
LHP • St. Louis, Mo.



37
Josh Coleman
Fr. • 6-5 • 200 • L/L
LHP • San Antonio, Texas



38
Dawson Smith
R-So. • 6-7 • 195 • R/R
RHP • Teutopolis, Ill.



40
Ryan Hernandez
Sr. • 6-4 • 233 • R/R
INF • Boston, Mass.



41
Derrick Cherry
Jr. • 6-1 • 185 • R/R
RHP • Baytown, Texas




42
Luke Robertson
Fr. • 6-4 • 200 • R/R
RHP • Wakeland, Texas



43
Bryson Walker
So. • 5-11 • 185 • L/L
LHP • Jersey Village, Texas



44
Kerry Wright
So. • 6-4 • 250 • R/R
RHP • Orlando, Fla.



45
Cody Morse
Fr. • 6-6 • 190 • L/L
LHP • Katy, Texas




46
Michael Ryhlick
Jr. • 6-4 • 205 • L/L
LHP • Rancho Santa Margarita, Calif.



47
Maddux Miller
R-Jr. • 6-4 • 220 • L/R
RHP • Arlington, Texas



48
Samuel Benjamin
So. • 5-11 • 185 • L/L
OF • Katy, Texas



49
Logan Clayton
Jr. • 6-5 • 188 • R/R
RHP • New Smyrna Beach, Fla.



9
Todd Whitting
Head Coach
12th Season



28
Kyle Bunn
Assistant Coach
1st Season



23
Ross Kivett
Assistant Coach
1st Season



13
Tyler Bielamowicz
Volunteer Assistant
1st Season